



PORTLAND TRAIL BLAZERS

# 2011-12 MEDIA GUIDE

# Having a smart game plan can help you score success



When you're trying to reach your goals for financial success, we can help you stay ahead of the game with a wide range of financial solutions. Call, click or stop by and talk with a banker.

**Go Blazers!**

**wellsfargo.com**

© 2011 Wells Fargo Bank, N.A. All rights reserved.  
Member FDIC. (569804\_02430)

Together we'll go far



# 2011-12 TRAIL BLAZERS SCHEDULE

## DECEMBER 2011

\*CSN 19 Mon. Utah 7 p.m.  
 \*CSN 21 Wed. at Utah 6 p.m.  
 KGW 26 Mon. Philadelphia 7 p.m.  
 CSN 27 Tues. Sacramento 7 p.m.  
 KGW 29 Thur. Denver 7 p.m.

## JANUARY 2012

CSN 1 Sun. at L.A. Clippers 6:30 p.m.  
 CSN 3 Tues. at Oklahoma City 5 p.m.  
 TNT 5 Thur. L.A. Lakers 7:30 p.m.  
 ESPN/KGW 6 Fri. at Phoenix 7:30 p.m.  
 CSN 8 Sun. Cleveland 6 p.m.  
 CSN 10 Tues. L.A. Clippers 7 p.m.  
 KGW 11 Wed. Orlando 7 p.m.  
 CSN 13 Fri. at San Antonio 5:30 p.m.  
 CSN 14 Sat. at Houston 5 p.m.  
 CSN 16 Mon. at New Orleans 12 p.m.  
 ESPN/CSN 18 Wed. at Atlanta 5 p.m.  
 CSN 20 Fri. at Toronto 4 p.m.  
 CSN 21 Sat. at Detroit 4:30 p.m.  
 CSN 23 Mon. Sacramento 7 p.m.  
 CSN 24 Tues. Memphis 7 p.m.  
 KGW 25 Wed. at Golden State 7:30 p.m.  
 CSN 27 Fri. Phoenix 7 p.m.  
 CSN 30 Mon. at Utah 6 p.m.

## FEBRUARY 2012

CSN 1 Wed. Charlotte 7 p.m.  
 CSN 2 Thur. at Sacramento 7 p.m.  
 KGW 4 Sat. Denver 7 p.m.  
 CSN 6 Mon. Oklahoma City 7 p.m.  
 CSN 8 Wed. Houston 7 p.m.  
 CSN 10 Fri. at New Orleans 5 p.m.  
 CSN 11 Sat. at Dallas 5:30 p.m.  
 CSN 14 Tues. Washington 7 p.m.  
 ESPN/CSN 15 Wed. at Golden State 7 p.m.  
 TNT 16 Thur. L.A. Clippers 7:30 p.m.  
 CSN 18 Sat. Atlanta 7 p.m.  
 TNT 20 Mon. at L.A. Lakers 7:30 p.m.  
 CSN 21 Tues. San Antonio 7 p.m.  
 CSN 29 Wed. at Denver 6 p.m.

## MARCH 2012

TNT 1 Thur. Miami 7:30 p.m.  
 CSN 3 Sat. Minnesota 7 p.m.  
 CSN 5 Mon. New Orleans 7 p.m.  
 CSN 7 Wed. at Minnesota 5 p.m.  
 CSN 9 Fri. at Boston 4:30 p.m.  
 CSN 10 Sat. at Washington 4 p.m.  
 CSN 13 Tues. at Indiana 4 p.m.  
 CSN 14 Wed. at New York 4:30 p.m.  
 CSN 16 Fri. at Chicago 5 p.m.  
 ESPN/KGW 18 Sun. at Oklahoma City 6:30 p.m.  
 CSN 20 Tues. Milwaukee 7 p.m.  
 CSN 22 Thur. Memphis 7 p.m.  
 KGW 23 Fri. at L.A. Lakers 7:30 p.m.  
 CSN 25 Sun. Golden State 6 p.m.  
 KGW 27 Tues. Oklahoma City 7 p.m.  
 CSN 29 Thur. New Orleans 7 p.m.  
 ESPN/CSN 30 Fri. at L.A. Clippers 7:30 p.m.

## APRIL 2012

CSN 1 Sun. Minnesota 6 p.m.  
 CSN 2 Mon. Utah 7 p.m.  
 CSN 4 Wed. New Jersey 7 p.m.  
 CSN 6 Fri. at Dallas 5:30 p.m.  
 CSN 7 Sat. at Milwaukee 5:30 p.m.  
 CSN 9 Mon. Houston 7 p.m.  
 ESPN/KGW 11 Wed. Golden State 7:30 p.m.  
 ESPN/CSN 13 Fri. Dallas 7:30 p.m.  
 CSN 15 Sun. at Sacramento 3 p.m.  
 CSN 16 Mon. at Phoenix 7 p.m.  
 KGW 18 Wed. Utah 7:00 p.m.  
 CSN 21 Sat. at Memphis 5 p.m.  
 CSN 23 Mon. at San Antonio 5:30 p.m.  
 CSN 26 Thur. at Utah 5 p.m.

## ALL TIMES PACIFIC

\*Denotes Preseason Game

# 2011-12 Media Guide

## Table of Contents



### General Information

Team Photo Roster.....	3
Staff Directory.....	5
Trail Blazers History.....	10
Jersey History.....	12
Logo History.....	13

### Front Office/ Basketball Staff

Paul Allen.....	14
Larry Miller.....	15
Sarah Mensah.....	16
Chad Buchanan.....	17
Nate McMillan.....	18
Bernie Bickerstaff.....	20
Bob Ociepka.....	20
Buck Williams.....	21
Kaleb Canales.....	21
Larry Greer.....	22
Dean Cooper.....	22
Dan Dickau.....	22
Basketball Staff.....	23
Senior Management.....	27
Vice Presidents.....	28
Staff Photos.....	31

### The Trail Blazers

Trail Blazers Roster.....	39
LaMarcus Aldridge.....	40
Luke Babbitt.....	42
Nicolas Batum.....	44
Marcus Camby.....	46
Jamal Crawford.....	48
Raymond Felton.....	50
Armon Johnson.....	52
Chris Johnson.....	54
Wesley Matthews.....	56
Greg Oden.....	58
Craig Smith.....	60
Nolan Smith.....	62
Kurt Thomas.....	64
Gerald Wallace.....	66
Elliot Williams.....	68
Season, Career Highs.....	70

### Our Community

NBA Cares.....	63
Make It Better.....	75

### 2010-11 In Review

NBA Final Standings.....	82
NBA Honors.....	83
Lineups, Injuries.....	84
Overall Statistics, Misc.....	85
Home/Road Statistics.....	86
Per Game Averages.....	87
Game-by-Game Results.....	88
Quarter Scores/Attend.....	90
Season Highs/Lows.....	92

### All-Time Records

Individual Records.....	94
Team Records.....	95
All-Time Lows/ Rookie Records.....	96
Top Performances.....	97
Records Two Teams.....	98
Opp. Individual Highs.....	99
Opp. Team Highs/Lows.....	100
Opp. Top Performances.....	101
Yearly Leaders.....	102
50-40 Point Club.....	105
Career Leaders.....	106
Yearly NBA Rankings.....	107
Year-by-Year Stats Off.....	108
Year-by-Year Stats Def.....	109
Win/Loss Streaks/ 20-20 Club.....	110
Month-by-Month/ Triple-Doubles.....	111
Offensive Rankings.....	112
Overtime Games.....	113
Trail Blazers in Top 10.....	114

### History

Firsts In History.....	116
Milestones.....	117
Coaching History.....	125
All-Star History.....	126
NBA Awards.....	127
Monthly/Weekly Awards.....	128
Attendance.....	129
Trail Blazers in Olympics.....	130
Trail Blazers in Hall of Fame.....	131
Uniform Numbers.....	132
Trade History.....	133
NBA Draft History.....	137
Year-by-Year Results.....	140

### The Playoffs

Win/Loss Records.....	182
Individual Highs.....	183
Team Highs.....	184
Team Lows.....	185
Top Postseason Averages.....	186
Top Series Averages.....	187
Top Performances.....	188
Highs Two Teams.....	189
Opp. Individual Highs.....	190
Opp. Team Highs.....	191
Opp. Team Lows.....	192
Opp. Top Performances.....	193
Career Playoff Leaders.....	194
Year-by-Year.....	195

### The Opponents

Atlanta.....	200
Boston.....	202
Charlotte.....	204
Chicago.....	206
Cleveland.....	208
Dallas.....	210
Denver.....	212
Detroit.....	214
Golden State.....	216
Houston.....	218
Indiana.....	220
Los Angeles Clippers.....	222
Los Angeles Lakers.....	224
Memphis.....	226
Miami.....	228
Milwaukee.....	230
Minnesota.....	232
New Jersey.....	234
New Orleans.....	236
New York.....	238
Oklahoma City.....	240
Orlando.....	242
Philadelphia.....	244
Phoenix.....	246
Sacramento.....	248
San Antonio.....	250
Toronto.....	252
Utah.....	254
Washington.....	256
All-Time Records Versus.....	258
NBA D-League.....	259

### The Media

Brian Wheeler.....	263
Antonio Harvey.....	263
Mike Barrett.....	264
Mike Rice.....	264
Adam Bjaranson.....	265
Michael Holton.....	265
Bill Schonely.....	267
Television Schedule.....	269
Portland Area Media.....	271
Communications Team.....	272

### Miscellaneous

Blaze the Trail Cat.....	274
BlazerDancers.....	275
Blazers Stunt Team.....	277
Alumni Ambassadors.....	278
Practice Facility.....	283
Rose Garden.....	284
Keep Portland Weird.....	286
Rose Garden Seating.....	287
Calendar Schedule.....	288


The 2011-12 Portland Trail Blazers Media Guide was published under the direction of the Trail Blazers Communications Department, and written, compiled and produced by Collin Romer and Aaron Grossman, with special assistance provided by Chuck Charnquist, Kris Kivisto, Colin McCall and Jim Taylor. Thanks to Brittany Davidson, Ryan Flaherty, Cheri Hanson, Rosy Harris, Terry Horstman, Ian Jaquiss, Carrie McCain, Finnian McNeff, Mario Milosevic, Alissa Moore, Julie Robbins, Traci Rose, Guy Schoonmaker, Dave Syphers and Elias Sports Bureau for their contributions and valuable expertise. Action photography and staff photographs provided by Sam Forenich/NBA Photos and Getty Images. The Trail Blazers Media Guide was printed by Lynx Group, Inc., of Salem, Ore.



# TRAIL BLAZERS ROSTER



**1** ARMON  
JOHNSON



**2** WESLEY  
MATTHEWS




**3** GERALD  
WALLACE



**4** NOLAN  
SMITH



**5** RAYMOND  
FELTON



**8** LUKE  
BABBITT



**9** ELLIOT  
WILLIAMS




**11** JAMAL  
CRAWFORD



**12** LaMARCUS  
ALDRIDGE




**17** CHRIS  
JOHNSON



**23** MARCUS  
CAMBY



**40** KURT  
THOMAS



**52** GREG  
ODEN



**83** CRAIG  
SMITH



**88** NICOLAS  
BATUM



Mauna Kea  
Observatory

Kilauea Volcano

Kona fishing




Silverswords  
on Haleakalā

Iao Needle

Kite surfing at  
Kahana Beach

Whale  
watching  
off Lahaina



Nā Pali Coast  
Helicopter  
Tours

Wailua Falls

Waimea Canyon



Big wave surfing  
on the North Shore

Diamond  
Head

Arizona  
Memorial  
at Pearl  
Harbor

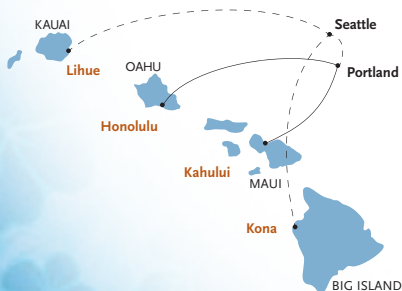
Waikiki



## PICK YOUR PARADISE.

### HERE'S EACH ISLAND IN A NUTSHELL.

With service to four Hawaiian islands, the hardest thing is choosing where to go. Alaska Airlines offers award-winning service and nonstop flights from Portland to Honolulu and Maui, plus convenient one-stop service to Kauai's Lihue and the Big Island's Kona. So, while there's no containing everything that each island has to offer, we wanted to do a little something to help pick your paradise. To book your island escape, call Alaska Airlines Vacations at 1.800.468.2248 (TTY: 800.682.2221) or visit [alaskaair.com](http://alaskaair.com) today.



*Alaska Airlines*

NORTH of EXPECTED™



# Staff Directory



**Mailing Address:**  
One Center Court, Suite 200  
Portland, Oregon 97227  
Telephone: (503) 234-9291  
Fax: (503) 736-2187

**OWNER**  
Paul Allen

## BOARD OF DIRECTORS

Director..... Bert Kolde

## OFFICERS EMERITUS

Chairman Emeritus ..... Larry Weinberg  
President Emeritus..... Harry Glickman

## Executive Staff

President..... Larry Miller  
Senior Vice President, Chief Operating Officer ..... Sarah Mensah  
Senior Vice President, Chief Financial Officer ..... Gregg Olson  
Senior Vice President, General Counsel..... Mike Fennell

## Administration

Associate Counsel ..... Ben Lauritsen  
Director of Business Operations ..... Debbie Chitwood  
Executive Business Assistant..... Rhonda Rosemus  
Business Affairs Manager ..... Janice Parker  
Executive Assistant to the President and SVP/General Counsel..... Alisa Clark  
Coaches Administrative Assistant/Front Desk Manager ..... Beth Hancock  
Executive Assistant/Office Manager..... Heather Acevedo  
Receptionist ..... Toni Smith

## Basketball Operations

Head Coach..... Nate McMillan  
Assistant Coaches .. Bernie Bickerstaff, Bob Ociepka, Buck Williams, Kaleb Canales, Larry Greer  
Assistant General Managers..... Bill Branch, Steve Rosenberry  
Director, College Scouting..... Chad Buchanan  
Director, NBA Scouting ..... Michael Born  
Advance Scout ..... Jim Sleeper  
International Scout..... Jason Filippi  
Assistant Director, Scouting/Salary Cap Analyst ..... Joe Cronin  
Basketball Analytics Manager..... Ben Falk  
Basketball Operations Information Assistant..... Sean Kiely  
Director, Medical Services ..... Jay Jensen  
Athletic Trainer..... Geoff Clark  
Athletic Equipment Manager..... Brant Helms  
Strength & Conditioning Coach..... Bob Medina  
Assistant Strength & Conditioning Coach..... Todd Forcier

# Staff Directory

## Basketball Operations (cont'd)

Video Coordinator .....	Tim Grass
Assistant Video Coordinator .....	John Ross
Player Development Director .....	Dean Cooper
Player Development Assistant .....	Dan Dickau
Director, Basketball Operations .....	Nick West
Receptionist .....	Alice Carrick
Director of Security .....	Kevin Tucker
Security & Practice Facility Manager .....	Chico Salas-Lopez
Practice Facility Security Agents .....	Wyndell Durham, Brandon Bateman, Arthur Cristobal, Kevin Hart, Adetokunbo Okedara, Thaly Parga, James Riley
Club House Attendant .....	Alex Wilson
Team Concierge .....	Pam Donegan
Team Physicians .....	Dr. Tom Reis, Internist; Dr. Don Roberts, Orthopedist
Team Dentist .....	Dr. Greg Goodlin

## Team Relations

Vice President, Team Relations .....	Cheri Hanson
Team Relations Manager .....	Brittany Davidson
Player Programs Director .....	Hersey Hawkins

## Digital Entertainment

Vice President, Digital Entertainment .....	Dick Vardanega
---	----------------

## Blazers Broadcasting & Production

Broadcast Director .....	Chris McMurtry
Producer .....	Jeff Curtin
Director of Engineering & Technical Operations .....	Mike Janes
Technical Manager .....	Bruce Williams
Director of Production .....	Billie Olson
Motion Graphics Designer .....	Caroline Rich
Photographer/Editor .....	Albert Hensley
Production Coordinator .....	Meggie Finn

## Announcers

Radio Play-by-Play .....	Brian Wheeler
Radio Analyst .....	Antonio Harvey
Television Play-by-Play .....	Mike Barrett
Television Analyst .....	Mike Rice
Founding Broadcaster/Ambassador .....	Bill Schonely
Television Studio Analyst .....	Michael Holton
Network Radio Coordinator .....	Rich Patterson

## Game Operations

Director of Game Operations .....	Todd Bosma
Mascot Coordinator .....	Jack Dellert
Performance Teams Manager .....	Michelle Burch
Game Operations Manager .....	Jennifer Ing
Stunt Team Coach .....	Linus Oey

## Interactive Marketing & Media

Senior Director of Interactive Marketing and Media .....	Dan Harbison
Interactive Manager .....	Caitlin Volkman
Interactive Specialist .....	Damir Tuka
Digital Content Reporter .....	Casey Holdahl
Interactive Blogger Network Coordinator .....	Sarah Hecht
Interactive Social Community Coordinator .....	Dustin Hawes
Studio Anchor, Trailblazers.tv .....	Adam Bjaranson



# Staff Directory

## Communications & Community Relations

Vice President, Communications & Community Relations.....	Traci Rose
Senior Director of Communications .....	Jim Taylor
Director of Community Programs .....	Ian Jaquiss
Sports Communications Manager.....	Collin Romer
Corporate Communications Coordinator.....	Kris Koivisto
Communications Coordinator.....	Aaron Grossman
Team Historian/Archivist.....	Chuck Charnquist

## Corporate Partnerships

Vice President, Corporate Partnerships.....	Tom Fletcher
Director of Sales.....	Marty Gorsich
Senior Sales Manager.....	Steve Scott
Sales Managers .....	Jennifer Glickman-Hett, Kilynn Honiotes, Tim Sexton, Kevin Williams
National Sales Manager.....	Joe DiBello
Director of Service .....	Julie Robbins
Service Managers .....	Debbie Brown, Lauren Burkle, Becky Robbins, Dan Scheinman
Business Manager.....	Lisa Burke
Traffic Manager.....	Brent Misfeldt
Business Assistant.....	Patti DeCoursey

## Finance

Vice President, Finance .....	Bill Christensen
Controller.....	Linda Glasser
Assistant Controller & Analyst.....	Ann Sousley
Senior Accountant.....	Elise Szalay
Payroll Manager .....	Geri Holden
Accounts Payable Coordinator .....	Michelle Schoonover
Accounts Receivable Coordinator.....	Dawn Buckwalter

## Human Resources

Vice President, Human Resources .....	Traci Reandeau
Executive Assistant, Human Resources .....	Bindhu Newell
Human Resources Systems Manager .....	Amy Zuckerman
Benefits and Recruitment Manager.....	Carrie McCain
Human Resources Coordinator.....	Finnian McNeff

## Information Technology

Database Manager.....	Robert Hanlon
Network Systems Manager .....	Donovan Le
Telecommunications Manager.....	Lou Pallotta
Computer Support Manager .....	Brian Conkle
Computer Support Specialist .....	Pat Cummins

## Tickets & Marketing

Vice President, Tickets & Marketing.....	Michele Daterman
Senior Director of Marketing .....	Traci Richardson
Assistant Director of Marketing .....	Kim Koenig
Loyalty Programs Manager .....	Erin Thompson
Loyalty Programs Coordinator.....	Anna Jesse
Brand Specialists .....	Colin McCall, Tyler Thompson
Marketing Operations Manager.....	Alexis Lee
Production Assistant .....	Lexi Frisch

# Staff Directory

## Tickets & Marketing (cont'd)

Creative Director .....	Ryan Flaherty
Lead Designer .....	Rosy Harris
Graphic Designer .....	Mario Milosevic
Director of Events Presentation .....	Craig Miller

## Retail

Senior Director of Retail .....	Kristi Wilson
Merchandise Manager .....	David Buckley
Warehouse/Internet Coordinator .....	Daniel Cole

## Ticket Sales

Vice President, Ticket Sales .....	Tyler Howell
Senior Director of Premium Sales and Service .....	Brian Sandy

## Premium & Season Ticket Sales

Director of Season Ticket Sales .....	James Falvey
Corporate Ticket Sales Manager .....	Jason Racette
Corporate Hospitality & Business Development Sales Manager .....	Tia Vincent
Premium Sales Managers .....	Nate Brown, Ryan Gibson, Shevaun Good
Account Sales Managers, Season Ticket Sales .....	Richard Leininger, Ashley O'Hollaren

## Group Ticket Sales

Director of Group Sales .....	Jeff Wilhelms
Ticket Sales Supervisor .....	Joe Isse
Account Sales Managers, Group Ticket Sales .....	Greg Bauman, Mike North, Paul Rothschild, Lisa Swan, Blake Wehling

## Inside Sales

Director of Inside Sales .....	Brian Bredeson
Inside Sales Representatives .....	Mychal Deming, Jamie Keller, Andi Peterson

## Premium & Season Ticket Services

Director of Season Ticket Service .....	Teresa Howes
Heritage Services Manager .....	Lisa Weitzel
Season Ticket Service Managers .....	Joanna De Peralta, Scott Esplin, Cindi Gross, Brooke LaSalle, Kathleen McAteer, Allison McLean, Dino Murphy, Todd Ricksgar,
Premium Service Manager .....	Aaron Marshall
Premium Service Coordinator .....	Scott Kniess

## Database Marketing & Ticket Operations

Senior Director of Database Marketing and Ticket Operations .....	Chris Cook
Database Marketing Manager .....	Steve Farnsworth
Assistant Director of Ticket Operations .....	Cheryl Mueller
Internal Ticketing Director .....	Lori Spencer
Senior Ticket Operations Coordinator .....	Kari Lockhart
Ticket Operations Coordinators .....	Hannah Eggert, Karen Olson





# TRAIL BLAZERS

## Score your home team style at Freddy's!

Hey Rip City fans – Want to show your Trail Blazers spirit? Then come to Freddy's, where you'll SAVE 20% on Trail Blazers apparel for your whole family with the coupon below! Also, receive more Fred Meyer discounts by signing up for emails at [fredmeyer.com/email](http://fredmeyer.com/email) and following us on Facebook and Twitter.



### **FredMeyer** Bonus Coupon

Take an  
**EXTRA 20% OFF**

Today's Price • With This Coupon • No Limit

**Trail Blazers Apparel**

**for Men, Women & Children**

**Coupon expires June 30, 2012. Excludes Clearance.** Coupon good at time of purchase and for in-store purchases only. Not valid on prior purchases. Limit one of this coupon per Customer.

May not be combined with another bonus coupon.

Cash value 1/20th of 1c.

Apparel, Accessories and Shoe Departments

CX

Scan with your smartphone to sign up for Freddy's emails!



**FredMeyer**

# TRAIL BLAZER

## I LOVE A PARADE



Portland's seven-year-old franchise, in the NBA playoffs for the first time in 1977, did what only one other team in league history had ever done: win an NBA Championship in its first postseason appearance. More than 100,000 fans jammed downtown streets on the Monday following the title game to celebrate.

# 814

Consecutive Trail Blazers playoff appearances from 1982 to 2003. It still stands as the second longest run in NBA history.

The number of consecutive sellouts in the Trail Blazers' NBA record run from April 5, 1977 to Nov. 20, 1995. The streak remains the longest run in American professional sports.

# 21

## THE RAIN COAT



Team founder Harry Glickman's initial bid for an NBA team in Portland was unsuccessful. As he was leaving a Los Angeles hotel lobby on Feb. 4, 1970, he remembered he'd left his raincoat in the meeting room. When he returned to retrieve it, there was a phone call awaiting him from new investors and sure enough he not only found his raincoat, but he found the financing for Portland's new team.


# BLAZERS HISTORY

## 51,51

### DREXLER/JORDAN



The Trail Blazers put together a couple of Championship runs in 1990 & 1992 including the heated battle of Clyde “The Glide” Drexler and Michael “Air” Jordan.



Geoff Petrie, the original Trail Blazer did it not just once but twice, recording identical 51-point games within 56 days of each other, both against the Houston Rockets.

## 155-156

The highest scoring game in club history, a four-overtime marathon in Portland on March 16, 1984. The Chicago Bulls get the win but only after the two teams combine for 118 field goals and 74 free throws in a game that lasts 3 hours and 24 minutes.



## RIP CITY BABY

A single phrase that has become the club’s heart and soul. Credit Bill Schonely, the voice of the Blazers from 1970-98. “One night in our first season, we were playing the Lakers at home. We got way, way behind. Then, all of a sudden, shots started falling, the Blazers are rallying and the place is jumping. We got within two points and had the ball—I’ll never forget when Jim Barnett took a long jumper. He swished the thing to tie the score and the coliseum exploded. The instant the ball hit the net, I hollered ‘Rip City!’ I’d never used the phrase before. But as soon as I said, ‘Rip City,’ people near me at the press table chimed in right away, saying ‘That’s good. You ought to leave it in your broadcasts.’ So I did.” And Rip City was born.

# EVOLUTION OF THE TRAIL BLAZERS UNIFORM



[1970-71]



[1971-72 through 1974-75]



[1975-76 through 1976-77]



[1977-78 through 1988-89]



1989-90 through 2001-02



[2002-03 to Present]



# portland trail blazers

## How the Trail Blazers got their name

Just two weeks after Portland was granted an NBA expansion franchise on Feb. 24, 1970, Harry Glickman, then executive vice president of the club, announced a public “name the team” contest. A panel of judges was selected.

Harry said boxes and boxes of entries arrived at the team headquarters then located in a storefront office on S.W. Yamhill between 5th and 6th Avenues. “There had to be 10,000 entries at least,” he remembers.

The Trail Blazers name was announced to a crowd of 11,035 during halftime of a March 13 regular season NBA SuperSonics-Knicks contest in the Memorial Coliseum. It was received, according to Oregon Journal Sports Editor George Pasero, with less than enthusiastic response including a spattering of boos. “It really wasn’t very popular when fans first heard it, but of course we all know that changed,” Glickman remembers. Newspaper concerns about the Trail Blazers name (“How would it ever fit in a headline, etc.?”) quickly evaporated. And soon, the Blazers (or Trail Blazers) became a household word in Portland and within seven years worldwide as “Go Blazers” and “Blazermania” became bywords when the city gained a major world championship in its first try.

“There were 172 people who sent in the name ‘Trail Blazers,’” Glickman said. The contest winner was determined by a drawing at the March 13 game. Blake Byrne, general sales manager of KPTV, was winner of the drawing, receiving two season tickets to Blazers home games that year.

The nickname was unique in professional sports at the time. No other major professional or university sports teams were using either the Blazers or Trail Blazers in 1970. The name, as Glickman noted at the time, “reflects both the ruggedness of the Pacific Northwest and the start of a major league era in our state.” Trail Blazers (or, more properly trailblazers) is defined by Webster as “One that blazes a trail to guide others: A pathfinder: A pioneer.” The actual name came from a practice by explorers making paths through forests and marking the paths by chopping white “blazes” in trees’ bark so others could follow. The term “trailblazing” is associated today with those on the cutting edge of discovery such areas as space exploration, science, medicine and technology.

## The Logo

The original “pinwheel” logo is a modern graphic interpretation of five basketball players from one side going against five players from the other and rotating around a center circle in a pinwheel kind of motion. Nothing else. The original “pinwheel,” in use as the team’s logo for two decades, was straight vertical in orientation. It was modernized in the mid-1990s to have a forward “slant” then given an even more modern upgrade with the new “heritage” interpretation released in 2002.







**Paul Allen**

In 2011, investor and philanthropist Paul G. Allen celebrates his 23rd year as owner of the Portland Trail Blazers. Just one season after Allen acquired the National Basketball Association franchise from Larry Weinberg, the Trail Blazers made it to the NBA Finals and were back in the championship round two years later. In the years since Allen acquired the team, the Trail Blazers have posted an impressive 1,056-702 record (a 60.1 winning percentage) and have been in the playoffs 18 times, an achievement few NBA teams have surpassed.

Allen co-founded Microsoft with Bill Gates in 1976 and remained the company's chief technologist until he left Microsoft in 1983. He founded Vulcan Inc., in 1986 to direct his philanthropy and business investments, including his current multibillion dollar investment portfolio which includes stakes in Plains All American, real estate holdings and more than 40 technology, media and other companies. Allen also owns the NFL's Seattle Seahawks and is part of the ownership group for the Seattle Sounders FC Major League Soccer franchise.

Raised in the Pacific Northwest, Allen has been named one of the top philanthropists in America - with lifetime giving totaling more than \$1 billion - and is committed to giving back to the region he still calls home. In July 2010, he made public his intention to leave a majority of his estate to philanthropic efforts. The Paul G. Allen Family Foundation celebrated its 20th anniversary in 2010, and has made grants totaling more than \$54 million to organizations throughout Oregon. Beneficiaries in the Portland metropolitan area include Artists Repertory Theatre, Boys and Girls Clubs, Evergreen Housing, Hacienda Community Development Association, Literary Arts, Neighborhood Partnership Fund, and The Freshwater Trust. In 2010, the Foundation recognized outstanding leadership in the nonprofit sector with special anniversary awards to five founding directors in the region. In Oregon, Bridget Cooke, Executive Director of Adelante Mujeres (Forest Grove) and Rachel Bristol, CEO of Oregon Food Bank (Portland) received these awards.

Allen has pledged more than \$100 million to the Allen Institute for Brain Science, dedicated to performing innovative research at the leading edge of science — far-reaching projects at the intersection of biology and technology. The resulting data create publicly available resources that fuel discovery for researchers worldwide.

In 2011, Allen published his memoir, *Idea Man*. The book was a New York Times bestseller and is being published this year and next throughout the world. The book details the founding of Microsoft with Bill Gates as well as Allen's post-Microsoft business, philanthropic and adventure activities.

Allen is the founder of the EMP Museum, Seattle's critically-acclaimed interactive music, science fiction and popular culture museum; the Flying Heritage Collection, an assemblage of rare World War II aircraft restored to flying condition and shared with the public; and the Living Computer Museum, where vintage mainframe computers are restored to working condition and made available to students and computer history buffs. Allen's independent film production company, Vulcan Productions, has won awards for feature and documentary work, including the Peabody award-winning *Black Sky: The Race for Space*; the Emmy award-winning *Rx for Survival – A Global Health Challenge*; and the Peabody award-winning *Judgment Day: Intelligent Design on Trial*.

Learn more about Allen online at [www.paulallen.com](http://www.paulallen.com).





**Larry Miller**

Larry Miller is the President and Alternate Governor of the Portland Trail Blazers NBA franchise. Miller joined the team in June 2007, having previously held executive positions with some of Oregon's most recognized brands. He has garnered international respect for his reputation of being an inspirational leader who understands how to build premium businesses by establishing strong connections to the community. As President of the Trail Blazers, he is responsible for all aspects of the organization's business portfolio, including all team business and basketball activities, and the Rose Quarter. Miller reports directly to team owner, Paul Allen.

Since Miller joined the club, the Trail Blazers have positioned themselves to make a respectable run at an NBA title, assembling one of the league's deepest and most talented teams. Portland has recorded three consecutive trips to the postseason while riding a streak of 159 straight sellouts entering the 2011-12 season. On the business front, the team ranked second in the NBA in attendance and first in the Western Conference in 2010-11, selling out every game

for the third consecutive year. For the 2010-11 season, the franchise celebrated an 86% season ticket retention rate, and more than 11,000 full season tickets, placing the organization fifth in the NBA. Under Miller's leadership, the Trail Blazers have become the first American sports franchise to achieve Gold LEED status for an existing arena, earned the 2009 PRISM award and consistently rank in the top 20 for Portland Business Journal's Most Philanthropic Companies.

Prior to joining the Trail Blazers, Miller served as Vice President and General Manager of Nike Basketball, where he was in charge of building strategies and executing plans that centered on the Jordan Brand, Nike Basketball and Converse. He was responsible for managing day-to-day operations of the Jordan Brand, where he earned an exceptional track record for growing the brand and setting the standard for athletic luxury footwear. His experience provided strong leadership for Nike's global category growth in basketball.

As President of Jordan Brand from 1999-2006, Miller led the brand through a period of strong growth as it expanded such product offerings as Women's apparel. He helped the division grow its portfolio of Team Jordan athletes and saw the Air Jordan Brand celebrate its 20th anniversary. The Jordan Brand had a continued growth in revenue during Miller's tenure and continues to have strong momentum. He originally joined the Nike team as Vice President of the U.S. Apparel division in 1997.

Before joining Nike, Miller served as President, Executive Vice President and Controller for Jantzen, Inc. He has also served as a Manager for Kraft General Foods, Assistant Controller at Philadelphia Newspapers, Inc., and held various positions with Campbell Soup.

Miller makes Portland his home, and currently serves on the board of directors for Self Enhancement Inc. ("SEI"), the Oregon Business Council, Oregon Sports Authority, and is a member of the Portland Mayor's Economic Development Cabinet, the NBA's Team Advisory Committee and the NBA's Labor Relations Committee. He is a passionate advocate for education and mentorship and was previously involved with the Urban League and Junior Achievement.

Miller earned a bachelor's degree in accounting from Temple University in 1982, and a master's degree in business from LaSalle University in 1985. He graduated from the Urban League Leadership Institute in 1987.



# Chief Operating Officer



**Sarah Mensah**

Sarah Mensah is an 18-year veteran of the Trail Blazers. In her current role as Chief Operating Officer, Mensah oversees all day-to-day management of the team's business, revenue and brand management operations, including ticket sales and service, corporate sales and service, suite sales and service, marketing, communications, community relations, broadcasting, game operations and digital communications.

Mensah, one of the highest-ranking women in professional sports, is credited for her success in contributing to the revitalization of the Trail Blazers brand and financial viability. Under her leadership, the team has launched many successful, widely recognized ventures such as the "Rise With Us" campaign, "Rip City United" fan loyalty program and the team's "make it better" commitment to the community. As a result, in part from her efforts and leadership, the team has experienced consecutive years of rapid revenue growth and fan affinity. Additionally, the Trail Blazers have won several awards for top sales and service awards from the National Basketball Association.

Recently, Mensah was designated by the Sports Business Journal as one of their Women in Sports Business Game Changers, as well as being recognized by the Portland Business Journal with an Orchid Award given to outstanding women in business.

With a tremendous passion for equal opportunities for all people, Mensah is a dedicated advocate for underrepresented communities and individuals with an emphasis on children. She is a champion for providing world-class educational opportunities for all children of all abilities. Her work in education includes being a member of the Portland Schools Foundation board of directors, where she has served as chair and helped to create the Cradle to Career Partnership initiative, of which she has been named co-chair.

The mother of an autistic child, Mensah is a tireless advocate for local and statewide efforts supporting autism research and awareness. She currently sits on the board of directors for the Northwest Autism Foundation and has given countless hours to planning and contributing to fundraising efforts in support of local autism organizations.

Mensah contributes to the work of the Advisory Board to the Sports Media Marketing Summit & Awards. Her dedication to board service has previously included the Portland Children's Museum, the Urban League of Portland and the Oregon Sports Authority. Mensah was appointed by the labor commissioner to serve on the Bureau of Labor and Industries Oregon Council on Civil Rights and served in 2010 as the official chair of the American Heart Association's Go Red for Women Luncheon. Additionally, she co-founded the first Portland chapter of the National Association of Black Sports Professionals.

Mensah is a native Oregonian. She grew up in Beaverton and attended the University of Oregon, where she earned two degrees – one in journalism and one in telecommunications. Prior to joining the Trail Blazers as a Corporate Sales Manager, she began her career in television production at KGW-TV and went on to work in radio sales for Portland stations KINK and KUFO.

Mensah resides in Portland with her 12-year-old son, Davis.



## Acting General Manager

STAFF



**Chad Buchanan**

Chad Buchanan enters his fifth season as the Trail Blazers' Director of College Scouting and has served as the team's Acting General Manager since the summer of 2011. In his expanded role, Buchanan oversaw the 2011 NBA Draft, the draft day trade for Raymond Felton and the December free agency period that featured the acquisitions of Jamal Crawford, Kurt Thomas and Craig Smith. Previously, Buchanan spent three seasons as a domestic scout for the team. Buchanan focuses on all college, international and high school scouting. In addition, he manages the continued development of scouting database content, organizes all pre-draft workouts and assists in NBA player evaluation. Buchanan served for two seasons as a graduate assistant for the University of Iowa men's basketball team before becoming an assistant coach for Simpson College from 1997-2002. In 2002, he was an assistant coach and assistant director of player personnel for the Kansas City Knights (ABA), before returning to the college ranks as an assistant coach at Drake University from 2003-04. The West

Des Moines, Iowa native played both baseball and basketball for four years at Simpson College prior to receiving his master's in athletic administration from the University of Iowa. Born on Sept. 13, 1972, Chad and his wife, Melanie, are the parents of Treyson and Addilane, and reside in Tualatin.





# Head Coach Nate McMillan

Through six seasons as Head Coach of the Portland Trail Blazers, Nate McMillan has taken one of the youngest teams in the NBA and developed it into a rising power in the Western Conference. In 2010-11, McMillan led Portland to a 48-34 record, including wins in 22 of its last 32 games as the team surged to the sixth seed in the Western Conference and the team's third straight playoff appearance for the first time since 2001-03.

McMillan became the ninth-youngest coach in NBA history to reach 450 career wins with a March 19, 2011, victory vs. Philadelphia. Portland's second-longest tenured head coach in team history, McMillan ranks third among all-time Trail Blazers head coaches with 246 wins.

In 2009-10, McMillan's Trail Blazers overcame 311 games missed by injury to lead the team to a 50-32 record and its second consecutive trip to the post-season. Eight different Trail Blazers missed at least 15 games due to injury, including six of the eight leading scorers from the prior season. Playing against the odds, McMillan and the Trail Blazers crossed the 50-win mark after finishing with a 15-5 record in March and April entering the 2010 NBA Playoffs.

Portland's successful 50-win campaign in 2009-10 season came on the heels of a 54-win year in 2008-09 that earned the Trail Blazers a share of the Northwest Division title and landed Portland in the NBA Playoffs for the first time in six years. Portland finished the year a season-high 26 games above .500 at 54-28, the best record by a Trail Blazers team since 1999-2000, and the sixth-best record in franchise history.

With a 41-41 record in 2007-08, McMillan guided the Trail Blazers to their first season of .500 or better since 2003-04. The nine-game win increase from the previous year was the fifth-best improvement in the NBA. McMillan, who was named the Western Conference Coach of the Month for December of that season, was recognized for leading the team to a 13-game winning streak and a 13-2 month. The streak was the second best in the NBA that season and the second longest in Trail Blazers history.

McMillan finished his second season as head coach of the Trail Blazers in 2006-07 with a 32-50 record, an 11-game improvement from the season prior. That upswing in wins ranked third in the NBA in 2006-07 and is tied for the franchise's fourth greatest improvement, all-time.

In 2005, McMillan drew the attention of USA Basketball and was named an assistant coach on the U.S. Men's Senior National Team that captured the Gold Medal in the 2008 Olympic Games in Beijing, China. McMillan, along with head coach Mike Krzyzewski and fellow assistants Mike D'Antoni and Jim Boeheim, composed the coaching staff on a squad that featured NBA stars LeBron James, Kobe Bryant, Carmelo Anthony and Dwight Howard. McMillan and the coaching staff returned to the international stage in 2010 when they led a new-look USA squad to the country's first FIBA World Championship since 1994.

After spending nearly two decades as a player and coach in Seattle, McMillan was introduced to Portland on July 7, 2005, as the Trail Blazers' 12th head coach. He stepped into the Trail Blazers' top coaching position after capping a five-year tenure in Seattle, where he led the SuperSonics to the Northwest Division title and the league's sixth best record (52-30).

Affectionately known as "Mr. Sonic" in the Seattle area, McMillan spent his entire 12-year NBA playing career in a Seattle uniform. After stepping down as a player, he served for two years as an assistant on head coach Paul Westphal's staff. Fifteen games into the 2000-01 season he was elevated to interim head coach. The 12th head coach in SuperSonics' history, McMillan was at the time the youngest in the NBA at age 36. He made his coaching debut with a 105-93 victory over the Trail Blazers in the Rose Garden on Nov. 28, 2000, and the Sonics went 38-29 the rest of that season. The interim status was removed from McMillan's contract on Jan. 5, 2001.

The 2001-02 Seattle team posted a 45-37 regular season record and earned the seventh seed in the Western Conference Playoffs, forcing San Antonio to the series-deciding fifth game in the first round before losing.

Selected by the SuperSonics out of North Carolina State with the 30th pick in the 1986 NBA Draft, McMillan went on to become one of Seattle's most popular players and the franchise's all-time leader in assists and steals. He still ranks second in both categories and was the top 10 in eight other columns. Rated as one of the league's top defensive players with a hard-nosed style of play, McMillan was named to the All-NBA Defensive Second Team in 1994 and 1995. He led the league in steals in 1994-95, averaging a career-high 2.96 per game. McMillan posted a career average of 6.1 assists in 796 regular season games. On Feb. 26, 1987 vs. the Clippers, he dished out 25 assists, a league one-game rookie record he still shares with Ernie DiGregorio.

Seattle retired his No. 10 jersey in ceremonies on March 24, 1999, and in 2001 he was inducted to the National Junior College Basketball Hall of Fame. McMillan led Chowan College of Murfreesboro, N.C., to the 1984 NJCAA National Tournament and was named NJCAA All-American before transferring to North Carolina State for his final two years of college.

Born Aug. 3, 1964, in Raleigh, N.C., McMillan and his wife, Michelle, have two children, Jamelle and Brittany.

## NATE McMILLAN NBA HEAD COACHING RECORD

Year	Team	G	W	L	Pct.	W	L	Pct.	Finish
2000-01	Seattle	67	38	29	.567	--	--	----	5th place, Pacific Division
2001-02	Seattle	82	45	37	.549	2	3	.400	4th place, Pacific Division
2002-03	Seattle	82	40	42	.488	--	--	----	5th place, Pacific Division
2003-04	Seattle	82	37	45	.451	--	--	----	5th place, Pacific Division
2004-05	Seattle	82	52	30	.634	6	5	.545	1st place, Northwest Division
2005-06	Portland	82	21	61	.256	--	--	----	5th place, Northwest Division
2006-07	Portland	82	32	50	.390	--	--	----	Tie, 3rd place, Northwest Division
2007-08	Portland	82	41	41	.500	--	--	----	3rd place, Northwest Division
2008-09	Portland	82	54	28	.659	2	4	.333	Tie, 1st place, Northwest Division
2009-10	Portland	82	50	32	.610	2	4	.333	Tie, 3rd place, Northwest Division
2010-11	Portland	82	48	34	.585	2	4	.333	3rd place, Northwest Division
<b>Portland Totals</b>		<b>492</b>	<b>246</b>	<b>246</b>	<b>.500</b>	<b>6</b>	<b>12</b>	<b>.333</b>	
<b>Career Totals</b>		<b>887</b>	<b>458</b>	<b>429</b>	<b>.516</b>	<b>14</b>	<b>20</b>	<b>.412</b>	





**Bernie  
Bickerstaff**

## Assistant Coach

Bernie Bickerstaff completed his first season on the Trail Blazers bench as an assistant coach in 2010-11. Bickerstaff's 30-plus-year NBA career includes both coaching and front office positions, having last worked with the Chicago Bulls as an assistant coach from 2008-10. With the Charlotte Bobcats, Bickerstaff served as the executive vice president of basketball operations in 2007-08 and as head coach and general manager from 2004-2007. Prior to his stint with the Bobcats, he served 10 seasons as an NBA head coach for three different teams (Seattle, Denver, Washington), was president and general manager of the Denver Nuggets for seven seasons and spent 12 years as an assistant coach. Bickerstaff, who was Nate McMillan's head coach his first four years in the NBA, was named the 1987 NBA Coach of the Year by Sporting News while with the Seattle SuperSonics. His

415 wins as a head coach rank 35th on the league's all-time victories list. Bickerstaff began his NBA coaching career with Washington in 1973 as the league's youngest assistant coach. He helped guide the Bullets to the 1978 NBA Championship, three NBA Finals appearances, 10 playoff berths and a franchise-record 60 wins in 1974-75. His coaching career began at his alma mater, the University of San Diego, where he started as an assistant coach in 1968-69 before being elevated to head coach a year later and serving in that role for four years. Bickerstaff was inducted into the University of San Diego's Hall of Fame in 1995. In addition to his coaching experience, Bickerstaff played two seasons each for the University of San Diego and the University of Rio Grande, where he was awarded an honorary doctorate. He has also served as a television and radio analyst with the Washington Wizards, San Antonio Spurs, Sporting News Radio and NBA.com. His hometown of Benham, Ky., named a street – Bernard Bickerstaff Boulevard – in his honor. Bickerstaff was honored and inducted into the West Coast Conference's inaugural Hall of Honor and in 2010, was inducted into the John McClendon Minority Athletics Administrators Hall of Fame. Named a Kappa Legend and Icon in Sports in 2011, Bickerstaff and his wife, Eugenia, have five children and eight grandchildren. Their youngest son, John-Blair is an assistant coach with the Houston Rockets.



**Bob  
Ociepka**

## Assistant Coach

Bob Ociepka wrapped up his first season as an assistant coach for the Trail Blazers in 2010-11. Ociepka has more than 30 years of coaching experience and has been in the NBA for 21 years. He came to Portland after serving two years as an assistant with the Chicago Bulls from 2008-10. Prior to joining the Bulls, Ociepka spent two seasons with the Minnesota Timberwolves. He has also spent time as an assistant coach with the Indiana Pacers (1989-90 – 1992-93), Los Angeles Clippers (1993-94 – 1995-96), Philadelphia 76ers (1996-97), Cleveland Cavaliers (1999-2001), Detroit Pistons (1998-99, 2001-03) and Milwaukee Bucks (2003-04 – 2005-06). He also served as an advance scout for the Orlando Magic during the 1997-98 campaign. Ociepka began his NBA career with Detroit in the 1980s as a part-time volunteer scout while coaching high school basketball. Inducted into the

Chicago Catholic League Hall of Fame on May 4, 2000, he was one of the Chicago area's most respected prep coaches at Gordon Tech and York High Schools. Ociepka is the author of two books on the game of basketball, "Basketball Playbook: Plays from the Pros," published in 1995 and "Basketball Playbook 2: More Plays from the Pros," published in 2001. He played college basketball at Quincy College (Ill.). Ociepka has a daughter, Kate, who resides in Indianapolis. He and his wife, Andrea, were married in the summer of 2009.







**Buck Williams**

## Assistant Coach

Buck Williams, who needs no introduction to Trail Blazers fans, enters his second season as assistant coach in 2011-12. Williams spent seven of his 17 NBA seasons in a Trail Blazers uniform from 1989-96. His addition to Portland propelled the franchise to two Western Conference titles in his first three seasons (1990, 1992). Known for his rebounding ability and his trademark goggles, he continues to be a favorite among Trail Blazers fans. Williams is the team's all-time leader in field goal percentage (55.0%), ranks fourth in rebounds (4,861), seventh in games played (557) and ninth in minutes played (17,130). A hard-nosed, physical player, Williams' streak of 196 consecutive games played is the third longest in franchise history. He led the league in field goal percentage in back-to-back seasons (1990, 1991), with marks above 60 percent each year and retired as the 10th all-time rebounder in

league history. One of nine players in NBA history to amass 16,000 points and 13,000 rebounds, the three-time All-Star and 1982 NBA Rookie of the Year also played for New Jersey and New York during his career. In addition to his contributions on the court, Williams served as president of the NBA Players Association from 1994-97. Before his NBA days, he led the ACC in rebounding twice and was named ACC Rookie of the Year during a three-year collegiate career at the University of Maryland. For the previous six years before rejoining the team, Williams served as the vice president and co-owner of Eagle Construction and Building Supplies in Washington, D.C. The North Carolina native and his wife, Mimi, have two sons, Julien and Malek.



**Kaleb Canales**

## Assistant Coach

Promoted to assistant coach in September 2009, Kaleb Canales has spent seven seasons with the Portland Trail Blazers. He works closely with Portland's young roster on fundamentals and the development of basketball skills. Canales guided the Trail Blazers to a 4-1 record as head coach of the team's 2010 NBA Summer League entry in Las Vegas, and also served as an assistant coach for the team's NBA Summer League teams in the previous three seasons. He joined the Trail Blazers as a video intern in 2004 and spent the next three seasons as the team's video coordinator, where he prepared scouting video for coaches and developed the team's information technology. Prior to the 2008-09 season, Canales continued his rise within the organization when he was promoted to assistant coach/video coordinator. He was a member of the coaching staff at the NBA's "Basketball

Without Borders" program in Rio De Janeiro, Brazil, in the summer of 2011. Before joining the Portland staff, Canales spent the 2003-04 season at the University of Texas-Arlington as an assistant coach for the men's basketball program. In 2002-03, Canales was an assistant coach for the boy's basketball team at United High School in Laredo, Texas. Born in Laredo, Canales earned his master's degree in sports leadership from Virginia Commonwealth University and his bachelor's degree in kinesiology with a minor in Spanish from the University of Texas-Arlington. He is the co-founder of Assist 13, a program committed to serving, contributing, and developing youth in Laredo, Texas, through basketball camps. In 2011, Canales was elected into the National Hispanic Sports Hall of Fame. He is the son of Victor and Alicia Canales, and has a sister, Chantall.

## Assistant Coach



**Larry Greer**

Larry Greer begins his first season as an assistant coach for the Trail Blazers in 2011-12. An advance scout with Portland since 2007, Greer has served as an extension of the coaching staff for the past four seasons. Greer was an assistant coach on the Trail Blazers' 2010 Las Vegas Summer League team that finished 4-1, the best record in Portland's six seasons at the event. Prior to joining the Trail Blazers, he held the role of advance scout for the Houston Rockets from 2005-07. Greer's NBA career has followed a 15-year stint in the college ranks. He spent two seasons as an assistant coach at Wright State from 2003-05, helping head coach Paul Biancardi win Horizon League Coach of the Year in 2004. While Greer served as an assistant coach at Boston University from 1994-2003, the Terriers won two America East Championships and trips to the NCAA Tournament, making

the conference championship game five times in nine seasons. Greer also held roles at Boston College from 1992-94 and Brandeis University from 1989-92. A 1989 graduate of Northeastern University, Greer walked on to the basketball team his junior year and was named captain in his senior season. Greer and his wife of 15 years, Emily, have three children, Darcy, Ashley and Joey. Greer's brother, Andy, is an assistant coach with the Chicago Bulls.

## Director, Player Development



**Dean Cooper**

Dean Cooper enters his second season as Trail Blazers Director of Player Development in 2011-12. He manages each player's individual development and improvement on the court, while working closely with the coaching staff to track progress during the season and offseason. He also serves as a point of contact for the team's NBA Development League affiliate, the Idaho Stampede, working to maximize players' development opportunity while there. Cooper came to Portland after two seasons with the Minnesota Timberwolves, where he held the role of assistant coach in 2008-09 and regional scout in 2009-10. Cooper spent the previous nine seasons with the Houston Rockets, most recently in the role of Vice President of Player Personnel. Cooper began his NBA career as Houston's video coordinator/scout in 1999 before stints as assistant coach, NBA personnel scout and Director of Scouting before transitioning into his most recent role. A native of Belding, Mich., Cooper attended Aquinas College in Grand Rapids, Mich.

Before joining the Rockets, Cooper spent four years coaching in the collegiate ranks, including two seasons as an assistant coach at his alma mater before taking a similar position with the University of Buffalo. Cooper is an active camp director for the NBA's Basketball Without Borders program.

## Assistant, Player Development



**Dan Dickau**

Dan Dickau joins the coaching staff this season as the team's player development assistant after a six-year NBA career that included two stops playing for his hometown Trail Blazers. In his new role, Dickau will work with player development director Dean Cooper to help the team's players develop their on-court technique and skill sets. Dickau's area of focus will be working with the team's point guards, a position he played in the NBA from 2002-08. He finished his NBA career with averages of 5.8 points, 1.4 rebounds and 2.5 assists in 300 games (57 starts) with Atlanta, Portland, New Orleans, Dallas, Boston and the L.A. Clippers. Dickau played collegiately at Gonzaga University, earning First Team All-American honors his senior year. A Portland area native, who starred at Prairie High School, Dickau and his wife, Heather, reside in Battle Ground, Wash., with their children Claire, Lucas, Emma and Mary.





**Jay Jensen**

## Director, Medical Services

Only the fourth athletic trainer in Trail Blazers history, Jay Jensen finished his 22nd season in the NBA and his 17th in Portland in 2010-11. Before joining the Trail Blazers at the start of the 1994-95 season, Jensen spent five years as the head trainer for the Minnesota Timberwolves. Previously, he served two years as head basketball trainer at USC and also worked for five years as assistant trainer with the Los Angeles Rams in the NFL. He served as the trainer for the Western Conference team at the 1994 NBA All-Star Game. Jensen holds bachelor's degrees in physical education, health and physical therapy from Loma Linda University in California. He is one of just four trainers in the NBA who is both a certified athletic trainer (A.T., C.) and a registered physical therapist (R.P.T.). He is a certified member of the National Athletic Trainers' Association, California Athletic Trainers Association and the American Physical Therapy Association.



**Geoff Clark**

## Head Athletic Trainer

Geoff Clark completed his 13th season with the Trail Blazers in 2010-11. He came to Portland following an eight-year stint in Yakima, Wash., at an outpatient physical therapy clinic where he was assigned to the CBA's Yakima Sun Kings as head athletic trainer. Prior to his tenure in basketball, Clark spent four seasons as an athletic trainer within the Los Angeles Dodgers minor league system. Clark is NATA Board Certified as an Athletic Trainer (ATC), holds NASM credentials in Performance Enhancement (PES) and Corrective Exercise (CES), and is certified as a strength and conditioning specialist (CSCS) by the NSCA. Along with his medical duties, Clark oversees the team athletic equipment department, acts as liaison to the visiting team and referees, supervises the team attendant staff, and assists with team travel operations. He also assumes a lead role with the Trail Blazers NBA

Summer League teams during the offseason. A graduate of Sprague High School in Salem, Ore., Clark received his B.S. from Oregon State University in 1990. He was the recipient of the CBA Athletic Trainer of the Year award in 1995, served at the 1996 Centennial Olympics in Atlanta and was a member of the USA Men's Basketball gold medal-winning team at the 1997 Tournament of the Americas in Uruguay. He and his wife, Alisa, enjoy time with family and experiencing the Pacific Northwest.



**Bob Medina**

## Strength & Conditioning Coach

Bob Medina enters his 15th season as the team's strength and conditioning coach in 2011-12. Before joining the Trail Blazers' staff at the start of the 1997-98 season, he served in a similar capacity with the Seattle SuperSonics for five years. Medina began his career in the strength and conditioning field at UNLV, serving for three years as a full-time assistant. From 1985 through 1988 he worked as an undergraduate assistant, developing athletes in all sports. Medina has written articles for several publications for the National Strength and Conditioning Association, and, along with several members of the National Basketball Strength and Conditioning Coaches Association, has been a contributing author in the books *Condition the NBA Way* and *NBA Power Conditioning*. He has also helped with a third book and was a contributing author in *Chicken Soup for the Basketball Lovers Soul*. Medina

has a bachelor's degree in athletic training with a minor in health education from UNLV. He was inducted along with the 1990 UNLV National Champion Basketball Team into the Southern Nevada Sports Hall of Fame in 2001. A hydration advocate, Medina works several camps and clinics throughout the summer as well as traveling to work out with the Trail Blazers players in their hometowns. Bob's greatest enjoyment is spending time with his wife, LeeAnn, and their family.



**Bill Branch**

## Assistant General Manager

Trail Blazers assistant general manager Bill Branch brings 24 years of unique NBA experience as he enters his second season in Portland. A nationally recognized talent evaluator, Branch's responsibilities focus on roster development and day-to-day management of basketball operations. Before coming to Rip City, Branch spent three seasons in Oklahoma City, where he served as the team's director of pro player personnel and contributed to one of the largest turnarounds in NBA history. The Thunder improved its record by 27 games in 2009-10, tied for the ninth largest single-season leap in NBA history. Prior to his time with the Thunder, Branch worked for the Denver Nuggets from 1997-2007, first as an advance scout and the last five years of his tenure as assistant coach and director of scouting. A North Carolina native, Branch turned his role as the Charlotte Hornets' first intern

into a 10-year run with the expansion team's basketball operations staff to spark his NBA career. As an administrative assistant in the Hornets' player personnel department from 1987-90, Branch designed the team's first computerized scouting database to track collegiate and pro talent, and ended his run with the Hornets as the team's director of scouting. Branch's career exploits earned him the coveted role of advance scout for USA Basketball, culminating in a Gold Medal win for the 2008 Olympic team coached by Mike Krzyzewski and Portland's own Nate McMillan. He also has served twice as a coach in the NBA's Basketball Without Borders program. As part of this outreach effort, Branch traveled to South Africa and participated in a weeklong camp attracting Africa's top 100 basketball players. Branch and his wife, Monicah McGee, have two children, Ava and Tate.



**Steve Rosenberry**

## Assistant General Manager

Steve Rosenberry enters his second season as an assistant general manager in 2011-12. Rosenberry will again work with Trail Blazers Director of College Scouting Chad Buchanan on evaluating collegiate players. A veteran NBA talent evaluator, Rosenberry most recently served as director of pro personnel/college scouting with the Atlanta Hawks from 2008-10. Rosenberry got his NBA start with Seattle in 1985 and worked for six seasons there as a scout before joining the Charlotte Hornets in a similar capacity from 1991-94. Rosenberry returned to Seattle in 1994 and spent the next 13 seasons there until 2007, most recently serving as director of scouting. He then spent the 2007-08 season as a consultant with the Milwaukee Bucks. A talented player in his own right, Rosenberry played two seasons for the Lancaster Red Roses of the Continental Basketball Association (CBA) from 1978-80. He then spent two years in Europe with the McGregor Power All-Stars before pursuing a

career in basketball management. A 1978 Guilford College (Greensboro, N.C.) graduate, Rosenberry was a three-year guard for the NAIA school. A Philadelphia native, Rosenberry spent his high school days in Harrisburg, Pa. He and his wife, Kathi, have a daughter, Taylor, and a son, Kyle.





**Michael Born**

## Director, NBA Scouting

Michael Born is entering his fifth season as the Trail Blazers' Director of NBA Scouting. Prior to that, Born spent three seasons as a domestic scout for the team. Born attends games at all levels: the NBA, minor league, and internationally to evaluate talent for trades and free agency, along with prospective draft picks. He also evaluates college games during the season for draft preparation. Born has extensive coaching and player personnel experience, including stops at Grand View College (1991-93); Pella Windows Exhibition, a college touring team that won two AAU Men's National Championships (1993-2001); the Des Moines Dragons of the IBA, which won a title in 2000 (1997-2001); the Kansas City Knights of the ABA, where he served as associate head coach and won a championship (2001-02); and the NBA D-League Huntsville Flight (2002-04). Born played at the University of Nebraska at

Omaha (1984-86) before transferring to Iowa State (1987-1989). He helped lead the Cyclones to two NCAA tournament berths and was co-captain his senior season. After earning his degree in art and design, he played in France and Germany (1989-90) and with the IBA Des Moines Dragons (1997-1999). Born on Jan. 13, 1966, he and his wife, Vicki, are the proud parents of Amron, Bowen, and Redek.



**Joe Cronin**

## Assistant Director of Scouting/ Salary Cap Analyst

Joe Cronin enters his sixth season with the Trail Blazers in 2011-12. Promoted to Assistant Director of Scouting/Salary Cap Analyst prior to the 2010-11 season, Cronin's responsibilities include college, NBA, international and NBA Development League scouting in addition to assisting in draft, trade and free agent acquisitions and negotiations. He has been responsible for overseeing the team's salary cap since March of 2010. Cronin joined the team as a basketball operations intern in 2006 after finishing graduate school at the University of Denver, where he earned his master's degree and served as a graduate assistant for the men's basketball team. A Denver native who played college basketball at Regis University and the University of Northern Colorado, Cronin resides in Tualatin.



# Basketball Staff



**Hersey  
Hawkins**

## Director, Player Programs

The team's Director of Player Programs, Hersey Hawkins enters his third season with the Trail Blazers in 2011-12. A 13-year NBA veteran, Hawkins brings a wealth of professional experience to the position, where he serves as a critical resource of support for the players' professional, social and personal development. Hawkins is responsible for building strong relationships with the players as well as their families, agents and business associates. He also works closely with basketball operations, player representatives and the Trail Blazers' business departments to help build and maintain strategic partnerships. Hawkins' illustrious playing career included NBA All-Rookie honors in 1989, an All-Star appearance in 1991, a trip to the NBA Finals in 1996 and the NBA Sportsmanship Award in 1999. Known as a sharp-shooter from the perimeter, Hawkins ranks among the NBA's all-time leaders in three-pointers made (1,226) and three-point percentage (.394). The Bradley University star is one

of just seven NCAA Division I men's basketball players to score 3,000 career points. Hawkins' 36.3 points per contest as a senior led the nation. Since retiring from the league in 2001, Hawkins has worked as a TV analyst for both NBA and college broadcasts. He has coached all three of his sons, Brandon, Corey and Devon, as an assistant at Estrella Foothills High School in Goodyear, Ariz., since 2006. Hawkins and his wife, Jennifer, have been married for 23 years.



**Tim Grass**

## Video Coordinator

Tim Grass finished his second season as video coordinator after spending the previous two seasons as assistant video coordinator. Grass' responsibilities include preparing scouting video for pregame, in-game and postgame meetings for coaches and players and managing the recording and editing of all Trail Blazers' games, opponents and international contests. He previously served as assistant video coordinator for the Houston Rockets in 2006-07 and assistant video intern for the Trail Blazers in 2005-06. In the summers of 2004 and 2005, Grass assisted with the Coca-Cola Global Games in Dallas. A native of Waukesha, Wis., Grass earned his B.S. in Graphic Communication Management with a minor in Coaching from the University of Wisconsin-Stout in 2003 and his M.S. in Exercise and Sport Science Sport Administration from the University of Wisconsin-LaCrosse in 2006.



**Nick West**

## Director, Basketball Operations

Nick West begins his second season with the Trail Blazers. In his role as Director of Basketball Operations, West directs the daily operations of the basketball department and oversees the administration of the Trail Blazers Practice Facility. West's duties also include team travel management, agent relations, finance/accounting and preseason scheduling. He worked for the Trail Blazers previously from 1996-2000, serving as the team's Small College Scouting Coordinator. A native of Seattle, West began working in the NBA as a volunteer for the Seattle SuperSonics in the sixth grade in 1987, and later served as a team attendant for the Sonics from 1992-96. Prior to returning to the Trail Blazers for the 2010-11 season, West spent five years working in the recruiting department of Microsoft and spent six years coaching high school basketball in the Seattle area. He and his wife Stephanie are the proud parents of daughters Gabrielle and Olivia.







**Mike Fennell**

### Senior Vice President, General Counsel

Mike Fennell is the Senior Vice President and General Counsel for the Trail Blazers, and has been the team's general counsel since 1992. Fennell, who assists with all of the Trail Blazers legal matters including providing support on player contract negotiations and other team-related issues, also serves as general counsel for other Paul Allen affiliates that operate in Portland. Previously, Fennell was a partner in the law firm of Foster Pepper & Shefelman and was one of the attorneys who represented Paul Allen when he acquired the team in 1988. Fennell holds a bachelor of science in business administration from the University of Oregon and is a graduate of the University of Oregon Law School. His community involvement has included serving on several boards, among them the Ronald McDonald House

Charities of Oregon and Southwest Washington; the University of Oregon Law School Alumni Board; the American Red Cross-Oregon Trail Chapter; the Oregon Leukemia Society of America, and the Multnomah Metro Family YMCA. Mike and his wife, Marlena, have two daughters, Victoria and Elizabeth.



**Gregg Olson**

### Senior Vice President, Chief Financial Officer

Gregg Olson continues in his role as Senior Vice President and Chief Financial Officer for his ninth NBA season. Named CFO of the Year in the large private business category by Portland Business Journal in 2009, Olson directs day-to-day activities for the Trail Blazers' finance department, and has instituted solid financial budgeting and reporting systems allowing for more effective business management. He oversees all human resource functions and activities, and manages negotiations of all employee benefits programs. Additionally, he directs all areas of risk management and oversees the information technology department. Olson also serves as the contract administrator for operation of the Rose Quarter, collaborating with AEG Facilities on operations of both the Rose

Garden and Veterans Memorial Coliseum, as well as participating in matters related to the refurbishment of the Coliseum. He is also a primary contact for Rose Quarter development matters. During 2009 Olson taught a course in sports finance in the Lundquist College of Business at the University of Oregon. Before joining the Trail Blazers organization, he was Executive Vice President and Chief Financial Officer of the National Hockey League's San Jose Sharks. He also served as alternate governor for the Cleveland Barons, then the Sharks' top development affiliate in the American Hockey League, and as a member of the NHL's insurance committee. Olson began his sports management career in 1985 as director of finance for the Cleveland Indians. Promoted to vice president of finance in 1987, he was with the Cleveland organization for ten years and was part of the team that helped plan and develop Jacobs Field (now Progressive Field). Olson currently serves on the boards of Junior Achievement and Playworks, and is treasurer of the newly formed Make It Better Foundation. In 1988, he was honored as an "Outstanding Young Man of America." Raised in Akron, Ohio, Olson graduated magna cum laude from Baldwin-Wallace College in Ohio in 1982 with a degree in business administration and accounting. Gregg and his wife, Karen, are the proud parents of Nicholas and Alyssa, and reside in Portland.



**Bill  
Christensen**

### Vice President, Finance

Promoted to Vice President of Finance in 2010, Bill Christensen celebrates his 20th season with the Trail Blazers in 2011-12. Christensen oversees the financial operations of the team, including budgeting, forecasting and financial reporting in addition to his risk management responsibilities. Originally a retail employee with the organization, Christensen moved into an accountant position at Oregon Arena Corporation when the team took up management of the Memorial Coliseum in 1993. He has since held the position of controller for team properties Action Sports Media, Oregon Arena Corporation and Rose City Radio before being promoted to senior financial analyst for the Trail Blazers in 2005. A member of the 2009 Portland Business Alliance's Leadership Portland program, Christensen is a board member for Hands On Greater Portland, a volunteer reader with the SMART program and an assistant coach for his daughter's soccer team. A Portland-area native and Oregon State University graduate, Bill and his wife Sabrina have a daughter, Ashley, and reside in Lake Oswego.



**Michele Daterman**

### Vice President, Tickets & Marketing

Entering her 17th season with the Trail Blazers, Michele Daterman oversees all of ticket sales, ticket service, ticket operations, marketing and retail for the Trail Blazers. Daterman holds a Bachelor of Science degree in Organizational Communications from the University of Portland and a Masters in Business Administration from the University of Oregon. She sits on the Board of Directors for SMART (Start Making A Reader Today) and is also a volunteer reader with SMART and a volunteer mentor with her high school alma mater, St. Mary's Academy. As a travel enthusiast, her favorite experiences include trips to Italy, Spain and France. Daterman resides in Portland with her husband David, who was part of the management team during design and construction of the Rose Garden Arena.



**Tom Fletcher**

### Vice President, Corporate Partnerships

Entering his ninth season with the Trail Blazers, Tom Fletcher was promoted to Vice President of Corporate Partnerships in June 2009 after holding the previous title of Sr. Director in the department. In his role with the team, Fletcher oversees the creation of all corporate marketing partnerships that include media, signage, promotions and merchandising for the Trail Blazers and Rose Garden Arena. Fletcher was an academic all-conference football player at San Diego State who received the National Football Foundation Scholar Athlete of the Year award before going on to play as a long snapper in preseason for the Seattle Seahawks and Oakland Raiders. A board member of Special Olympics Oregon and a volunteer football coach at Skyview High School, Fletcher also donates his time as an auctioneer for local charities and is a graduate of the Leadership Portland program through the Portland Business Alliance. A native of San Marcos, Calif., Fletcher resides in Vancouver, Wash., with his wife, Tamy, and children, Thomas (13) and Molly (11).



**Cheri Hanson**

### Vice President, Team Relations

Entering her second year as Vice President of Team Relations, Cheri Hanson originally came to the Trail Blazers in June 2007 as Vice President of Communications. In her current role, Hanson works with players, their families and their agents to further their community goals, business objectives and branding initiatives. In addition, Hanson oversees the team's player programs, ambassador program and alumni relations. Hanson and her staffs have twice been recognized by the NBA for their efforts and leadership in management of team media relations, once in 1987 with the Golden State Warriors and most recently in 2009 with the Trail Blazers. Hanson came to Portland in June 2007 after spending eight seasons as director of public relations for the Milwaukee Bucks. Hanson tipped off her NBA career in Portland at age 11 in 1974, when she ran statistics for her

father, John White. White was the Trail Blazers' original publicity director. After 10 years in Portland, Hanson joined Golden State as publicity director in 1985. Following four seasons with the Warriors, Hanson became the NBA's assistant director of media relations in New York. She then joined the Seattle SuperSonics in 1992 before becoming the Bucks' director of public relations in 1999. Hanson currently serves on the board of the Portland Jazz festival. Cheri and her husband David - both Portland natives - have two boys, Nicholas (7) and Kyle (6).





**Tyler Howell**

## Vice President, Ticket Sales

Tyler Howell was promoted to the team's Vice President of Ticket Sales in October 2009. In his current position, he oversees all staff responsible for ticket sales aspects of the business, including premium and suite sales. Howell had served as Senior Director of Ticket Sales for the Trail Blazers since July 2007. He joined the Trail Blazers in June 2003, and has also held the roles of Director of Inside Sales and Director of Ticket Sales. Howell came to Portland to oversee the creation and development of the Inside Sales department for the Trail Blazers. He entered the sports industry in 2001-02 with the Utah Jazz, bringing 10 years of sales, training and management experience with him. Howell is originally from Nibley, Utah, and has a bachelor's degree in business from Utah State University. He currently resides in Washougal, Wash., with his wife Christie, daughters Hailey, Aubrey and Brooke, and son Wyatt.



**Traci Reandeau**

## Vice President, Human Resources

Traci Reandeau has guided the human resources function at the Trail Blazers since 1994. Reandeau graduated from the University of Portland and moved cross-country to Berlin, N.H., to begin her career for James Rivers Corporation. Her career with James River took her south to Louisiana and then to Alabama. The chance of employment with the Trail Blazers provided an opportunity for her to return to her native Oregon roots and work for the team she followed and supported in her youth. Reandeau is certified as a Senior Professional in Human Resources and is a member of the national and local Society of Human Resources. An active advocate for youth and education, she has volunteered as a reader for Smart Making A Reader Today (SMART) for over 10 years and serves on the board for both Albina Head Start and Open Meadow Alternative Schools. Traci was a member of the inaugural class of Leadership Portland in 2003. In August 2007, Morton's Steakhouse awarded her the Woman of Spirit award for her work in the community and was a finalist in 2010 for the Portland Business Journal's HR Leadership Award. She enjoys traveling, cooking, wine tasting, and Oregon's many outdoor activities.



**Traci Rose**

## Vice President, Communications & Community Relations

Traci Rose celebrates her 25th year with the organization. Having worked her way through finance, basketball operations, communications and community relations, Rose now serves as the team's Vice President of Communications and Community Relations. She oversees Trail Blazers community involvement to include the team's newly formed make it better Foundation and initiatives, youth basketball outreach, employee volunteerism and the NBA Cares community agenda. She also directs the team's public relations efforts to include basketball, corporate and internal communications, as well as media relations for the Rose Quarter. Rose earned her certificate of Corporate Community Involvement from the Center for Corporate Citizenship at Boston College. She is an

alumnus of the Portland Business Alliance's Leadership Portland class of 2007, serves on the Board of Directors for Albina Head Start, the Parkrose Education Foundation and the Urban League of Portland. Traci and her husband, Pat, live in Portland's Parkrose neighborhood with their two children, Jacob and Margaret.



**Dick Vardanega**

## Vice President, Digital Entertainment

Dick Vardanega, a veteran of television producing and directing in the Portland area, begins his 16th year with the Trail Blazers. Vardanega joined the organization in 1995 as production manager for Post Up Productions. In 2000, he was promoted to director of broadcasting for the Trail Blazers and the Oregon Arena Corporation. Vardanega was elevated to his current position in 2002. Vardanega is a Portland native, graduating with a bachelor of science degree in speech communications from Oregon State University. He is involved as a member of the board of directors of the American Red Cross local Oregon Trail Chapter and also participates as a volunteer with the Red Cross Mass Care program. He is also a volunteer in the SMART program at Sabin Elementary School. Dick and his wife, Nancy, have a son, Nick, and daughter, Katie.

# Coors LIGHT

PASS A COLD ONE

**PROUD  
SPONSOR  
OF THE**



THE WORLD'S MOST REFRESHING BEER

The NBA logo is a registered trademark of the National Basketball Association. © NBA 2011.

**GREAT BEER  
GREAT RESPONSIBILITY**

©2011 COORS BREWING COMPANY, GOLDEN, CO

**COLD AS THE  
ROCKIES**



# TRAIL BLAZERS STAFF



**Heather Acevedo**  
Executive Assistant/  
Office Manager




**Bob Barnett**  
Contractor



**Greg Bauman**  
Account Sales Manager



**Blaze**  
Trailcat



**Todd Bosma**  
Director of  
Game Operations



**Brian Bredeson**  
Director of Inside Sales



**Debbie Brown**  
Service Manager



**Nate Brown**  
Premium Sales Manager



**David Buckley**  
Merchandise Manager



**Dawn Buckwalter**  
Accounts Receivable  
Coordinator



**Michelle Burch**  
Performance Teams  
Manager



**Lisa Burke**  
Business Manager



**Lauren Burkle**  
Service Manager



**Alice Carrick**  
Administrative Assistant



**Chuck Charnquist**  
Team Historian/Archivist




**Debbie Chitwood**  
Director of  
Business Operations



**Alisa Clark**  
Executive Assistant  
to the President



**Daniel Cole**  
Retail Operations Manager




**Brian Conkle**  
Computer Support  
Manager



**Chris Cook**  
Sr. Director of Database  
Marketing and Ticket Ops.



**Pat Cummins**  
Computer Support  
Specialist




**Jeff Curtin**  
Producer



**Brittany Davidson**  
Team Relations Manager



**Joanna De Peralta**  
Season Tickets  
Service Manager



**Patti DeCoursey**  
Business Assistant

# TRAIL BLAZERS STAFF



**Jack Dellert**  
Mascot Coordinator




**Mychal Deming**  
Inside Sales  
Representative



**Joe DiBello**  
National Sales Manager




**Wyndell Durham**  
Practice Facility  
Security Agent



**Hannah Eggert**  
Suite Coordinator




**Scott Esplin**  
Season Tickets  
Service Manager




**Ben Falk**  
Basketball Analytics  
Manager



**James Falvey**  
Director of Premium &  
Season Sales



**Steve Farnsworth**  
Database Marketing  
Manager




**Jason Filippi**  
International Scout



**Meggie Finn**  
Production Coordinator



**Ryan Flaherty**  
Creative Director



**Lexi Frisch**  
Production Assistant



**Ryan Gibson**  
Premium Sales Manager




**Linda Glasser**  
Controller




**Shevaun Good**  
Premium Sales Manager




**Marty Gorsich**  
Director of Sales




**Aaron Grossman**  
Communications  
Coordinator



**Beth Hancock**  
Coaches Administrative  
Asst. / Front Desk Manager




**Robert Hanlon**  
Database Manager



**Dan Harbison**  
Senior Director of  
Interactive Marketing




**Rosy Harris**  
Lead Designer



**Kevin Hart**  
Practice Facility  
Security Agent



**Dustin Hawes**  
Social Community  
Coordinator



**Sarah Hecht**  
Bloggers Network  
Coordinator





**Brant Helms**  
Equipment Manager




**Albert Hensley**  
Photographer/Editor



**Jennifer Glickman-Hett**  
Sales Manager



**Casey Holdahl**  
Digital Content Reporter



**Geri Holden**  
Payroll Manager



**Kilynn Honiotes**  
Sales Manager




**Teresa Howes**  
Director of Season  
Ticket Services




**Jennifer Ing**  
Game Operations Manager




**Joe Isse**  
Ticket Sales Supervisor



**Mike Janes**  
Director of Engineering  
& Technical Operations




**Ian Jaquiss**  
Director of Community  
Programs




**Anna Jesse**  
Loyalty Programs  
Coordinator



**Jamie Keller**  
Inside Sales  
Representative



**Sean Kiely**  
Basketball Operations  
Information Assistant



**Scott Kniesh**  
Premium Service Manager



**Kim Koenig**  
Assistant Director  
of Marketing




**Kris Koivisto**  
Corporate Communications  
Coordinator




**Brooke LaSalle**  
Season Tickets  
Service Manager




**Ben Lauritsen**  
Associate Counsel




**Donovan Le**  
Network Systems Manager



**Alexis Lee**  
Marketing Operations  
Manager



**Richard Leiningr**  
Account Sales Manager



**Kari Lockhart**  
Senior Ticket  
Operations Coordinator



**Aaron Marshall**  
Premium Service Manager




**Kathleen McAteer**  
Season Tickets  
Service Manager

# TRAIL BLAZERS STAFF



**Carrie McCain**  
Benefits & Recruitment  
Manager




**Colin McCall**  
Brand Specialist



**Allison McLean**  
Season Tickets  
Service Manager



**Chris McMurtry**  
Broadcast Director




**Finnian McNeff**  
Human Resources  
Coordinator



**Craig Miller**  
Director of Events  
Presentation



**Mario Milosevic**  
Graphic Designer



**Brent Misfeldt**  
Traffic Manager




**Cheryl Mueller**  
Assistant Director of  
Ticket Operations



**Dino Murphy**  
Season Tickets  
Service Manager



**Bindie Newell**  
Executive Assistant  
Human Resources



**Mike North**  
Account Sales Manager



**Ashley O'Hollaren**  
Account Sales Manager




**Billie Olson**  
Director of Production



**Karen Olson**  
Ticket Operations  
Coordinator



**Lou Pallotta**  
Telecommunications  
Manager



**Janice Parker**  
Business Affairs Manager




**Rich Patterson**  
Network Radio Coordinator



**Andi Peterson**  
Inside Sales  
Representative



**Jason Racette**  
Corporate Tickets  
Sales Manager




**Caroline Rich**  
Motion Graphics Designer



**Traci Richardson**  
Senior Director  
of Marketing



**Todd Ricksger**  
Season Tickets  
Service Manager



**Becky Robbins**  
Service Manager




**Julie Robbins**  
Director of Service




**Collin Romer**  
Sports Communications  
Manager




**Rhonda Rosemus**  
Executive Business  
Assistant



**John Ross**  
Assistant Video  
Coordinator




**Paul Rothschild**  
Account Sales Manager




**Chico Salas-Lopez**  
Security & Practice Facility  
Manager



**Dan Scheinman**  
Service Manager



**Michelle Schoonover**  
Accounts Payable  
Coordinator



**Steve Scott**  
Senior Sales Manager



**Tim Sexton**  
Sales Manager



**Jim Sleeper**  
Advance Scout



**Toni Smith**  
Receptionist



**Ann Souley**  
Assistant Controller  
& Analyst



**Lori Spencer**  
Internal Ticketing Director




**Lisa Swan**  
Account Sales Manager



**Elise Szalay**  
Senior Accountant




**Jim Taylor**  
Senior Director of  
Communications




**Erin Thompson**  
Loyalty Programs Manager



**Tyler Thompson**  
Brand Specialist




**Kevin Tucker**  
Director of Security




**Damir Tuka**  
Interactive Specialist



**Tia Vincent**  
Sales Manager



**Caitlin Volkman**  
Interactive Manager



**Blake Wehling**  
Account Sales Manager



**Lisa Weitzel**  
Heritage Services Manager



**Nick West**  
Director of Basketball  
Operations

# TRAIL BLAZERS STAFF



**Jeff Wilhelms**  
Director of Group Sales



**Bruce Williams**  
Technical Manager



**Kevin Williams**  
Sales Manager



**Alex Wilson**  
Club House Attendant



**Kristi Wilson**  
Senior Director of Retail



**Amy Zuckerman**  
Human Resources  
Systems Manager

## NOT PICTURED:

Dave Barberis, Brandon Bateman, Arthur Cristobal, Todd Forcier,  
Linus Oey, Adetokunbo Okedara, Thaly Parga, James Riley, Brian Sandy

PORTLAND



PLAYERS







# TRAIL BLAZERS ROSTER



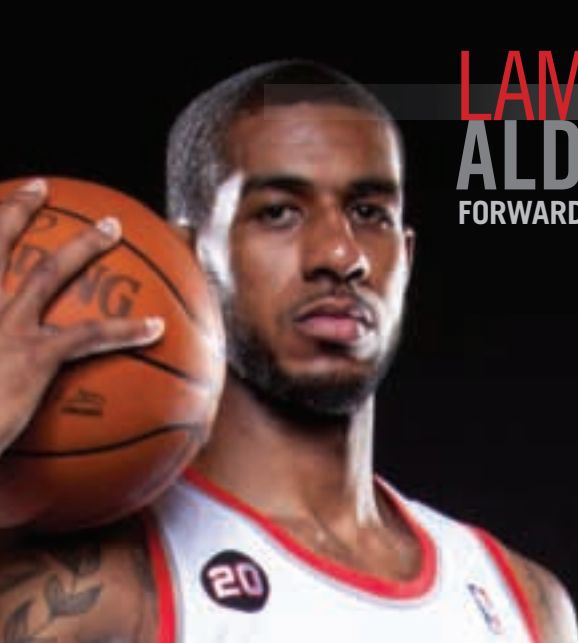
NO.	NAME	POS.	HT.	WT.	BORN	YRS.	PRIOR TO NBA/ HOME COUNTRY
12	Aldridge, LaMarcus	F/C	6-11	246	7/19/85	5	Texas/USA
8	Babbitt, Luke	F	6-9	217	6/20/89	1	Nevada/USA
88	Batum, Nicolas	F	6-8	210	12/14/88	3	MSB Le Mans/France
23	Camby, Marcus	F/C	6-11	235	3/22/74	15	Massachusetts/USA
11	Crawford, Jamal	G	6-5	200	3/20/80	11	Michigan/USA
5	Felton, Raymond	G	6-1	205	6/26/84	6	North Carolina/USA
1	Johnson, Armon	G	6-3	195	2/23/89	1	Nevada/USA
17	Johnson, Chris	C	6-11	210	7/17/85	1	LSU/USA
2	Matthews, Wesley	G	6-5	220	10/14/86	2	Marquette/USA
52	Oden, Greg	C	7-0	270	1/22/88	2	Ohio State/USA
83	Smith, Craig	F	6-7	265	11/10/83	5	Boston College/USA
4	Smith, Nolan	G	6-2	185	7/25/88	R	Duke/USA
40	Thomas, Kurt	F/C	6-9	230	10/4/72	16	TCU/USA
3	Wallace, Gerald	F	6-7	220	7/23/82	10	Alabama/USA
9	Williams, Elliot	G	6-5	183	6/20/89	R	Memphis/USA

---

Nate McMillan (NORTH CAROLINA STATE) . . . . .	Head Coach
Bernie Bickerstaff (SAN DIEGO) . . . . .	Assistant Coach
Bob Ociepka (QUINCY COLLEGE, ILL.) . . . . .	Assistant Coach
Buck Williams (MARYLAND) . . . . .	Assistant Coach
Kaleb Canales (VIRGINIA COMMONWEALTH) . . . . .	Assistant Coach
Larry Greer (NORTHEASTERN) . . . . .	Assistant Coach
Dean Cooper (AQUINAS COLLEGE) . . . . .	Player Development Director
Dan Dickau (GONZAGA) . . . . .	Player Development Assistant
Jay Jensen (LOMA LINDA) . . . . .	Director of Medical Services
Geoff Clark (OREGON STATE) . . . . .	Head Athletic Trainer
Bob Medina (UNLV) . . . . .	Strength and Conditioning Coach
Tim Grass (WISCONSIN-STOUT) . . . . .	Video Coordinator

---

1 JOHNSON, ARMON	8 BABBITT, LUKE	23 CAMBY, MARCUS
2 MATTHEWS, WESLEY	9 WILLIAMS, ELLIOT	40 THOMAS, KURT
3 WALLACE, GERALD	11 CRAWFORD, JAMAL	52 ODEN, GREG
4 SMITH, NOLAN	12 ALDRIDGE, LAMARCUS	83 SMITH, CRAIG
5 FELTON, RAYMOND	17 JOHNSON, CHRIS	88 BATUM, NICOLAS



# LAMARCUS ALDRIDGE 12

FORWARD/CENTER • 6'11" • 246 lbs.

**BIRTHDATE** JULY 19, 1985

**BIRTHPLACE** DALLAS, TEXAS

**HIGH SCHOOL** SEAGOVILLE (DALLAS)

**COLLEGE** TEXAS

**NBA EXPERIENCE** FIVE SEASONS

**W/ TRAIL BLAZERS** FIVE SEASONS

## CAREER HIGHS

**PTS.** 42 (VS CHICAGO, 2/7/11)

**REB.** 19 (VS MILWAUKEE, 12/20/10)

**AST.** 7 (THREE TIMES)

## biography

**HOW ACQUIRED/DRAFT BACKGROUND:** Acquired by Portland from the Chicago Bulls with a future second-round draft pick for Viktor Khryapa and the draft rights to Tyrus Thomas (fourth pick overall) on June 28, 2006. Originally selected by the Bulls in the first round (second pick overall) of the 2006 NBA Draft.

**2010-11 SEASON:** Averaged a team-high 21.8 points (50.0% FG, 79.1% FT) to go with 8.8 rebounds, 2.1 assists, 1.01 steals, 1.16 blocks and 39.6 minutes in 81 games (all starts) ... One of three NBA players to rank in the top 15 in points (14th) and rebounds (14th) ... Finished third in NBA in minutes per game (39.6) ... Notched career highs in points, free throw percentage, rebounds, assists (tied), steals and minutes ... Named to the All-NBA Third Team ... His 36 double-doubles led team and tied for 15th-most by a Trail Blazer in a season, all-time ... Led team in scoring 39 times and rebounding 35 times (inc. ties) ... Scored 20-plus points 49 times, including 12 games with at least 30 points ... Named Western Conference Player of the Month for February, becoming the third Trail Blazer ever to win the award (Clyde Drexler, 1991 and Kelvin Ransey, 1981) ... Joined Clyde Drexler and Brandon Roy as the only Trail Blazers to win Western Conference Player of the Week twice in one season (Jan. 17-23, Feb. 7-13) ... Became the first Trail Blazer to record three straight games of 36 points or more (42, Feb. 7 vs. Chicago, 37, Feb. 11 at Toronto and 36, Feb. 13 at Detroit) ... Scored a career-high 42 points and tied a career-high with 12 free-throws vs. Chicago on Feb. 7 ... Netted 40 points and a career-high 16 field goals, adding 11 rebounds Feb. 1 vs. San Antonio ... Became the

first Trail Blazer since Arvydas Sabonis in 1997 to collect six straight double-doubles (Jan. 2-11) ... Became the first Trail Blazer to score at least 25 points and grab 10 rebounds in five straight games (Jan. 2-9) ... Grabbed a career-high 19 rebounds Dec. 20 vs. Milwaukee ... Became second Trail Blazer all-time (Zach Randolph, 2006) to total at least 35 points and 10 rebounds in consecutive games on Dec. 15 and Dec. 17.

**NBA CAREER:** Has career averages of 17.3 points (49.2% FG, 77.1% FT), 7.5 rebounds, 1.7 assists, 1.02 blocks and 34.8 minutes in 379 games (338 starts) ... Led team in scoring 116 times and rebounding 119 times in 379 career games ... Scored 20 points or more on 157 occasions ... Ranks sixth in offensive rebounds in team history (1,068) ... **2009-10:** Averaged 17.9 points (49.5% FG, 75.7% FT), 8.0 rebounds, 2.1 assists, 0.86 steals and 37.5 minutes in 78 games (all starts) ... Ranked second on team in scoring and third in rebounding ... Averaged a team-best 19.7 points in last 44 games ... Led team with 24 double-doubles ... Netted a season-best 32 points on 15 field goals (of 23) Feb. 26 at Chicago ... Scored 15-plus points 18 straight games Jan. 18-Feb. 23 ... **2008-09:** Averaged 18.1 points (48.4% FG, 78.1% FT) to go with 7.5 rebounds, 1.9 assists, 0.95 steals, 0.95 blocked shots and 37.1 minutes in 81 games (all starts) ... Ranked first on team and tied for eighth among league qualifiers with 2.9 offensive rebounds per game and second on team at 7.5 total rebounds Second on team with 77 steals and 77 blocks ... **2007-08:** Posted averages of 17.8 points, 7.6 rebounds, 1.6 assists and 34.9 minutes in 76 games (all starts) ...

[Click here to return to table of contents](#)

Led team and all NBA sophomores with 19 double-doubles ... Ranked 26th in NBA in blocked shots with a team-best 1.24 per game ... Finished 29th in NBA in rebounds and No. 1 among sophomores at 7.6 per game ... Strung together nine consecutive games of 20-plus points from March 7-22 ... Started in the T-Mobile Rookie Challenge at All-Star Weekend in New Orleans, where he led the Sophomores with 18 points (9-17 FG) and a team-high nine rebounds (six off.) ... **2006-07:** Averaged 9.0 points, 5.0 rebounds and 1.16 blocks in 22.1 minutes ... Shot 50.3 percent from the floor ... Appeared in 63 games (22 starts) ... Named to T-Mobile NBA All-Rookie First Team ... Tied for second on team and placed third among NBA rookies with six double-doubles ... Ranked first among NBA rookies in blocks per game, fourth in rebounds, seventh in scoring, fourth in field goal percentage and eighth in minutes ... Logged three consecutive double-doubles from March 13-16, marking the first time that had been accomplished by a Trail Blazers rookie since Arvydas Sabonis tallied six straight in 1995-96 ... Sat out the first five games of the season recovering from surgery on his right shoulder, performed on Aug. 23, 2006 ... Missed the last nine games of the season with what was diagnosed as Wolf-Parkinson-White Syndrome ... Underwent a successful procedure to correct the problem on April 9.

**PLAYOFFS:** Played in 18 career postseason games (all starts) for the Trail Blazers, averaging 19.8 points (46.2% FG), 7.0 rebounds, 1.72 blocks and 40.2 minutes ... **2011:** Led team with 20.8 points to go with 7.5 rebounds, 1.3 assists, 1.33 steals and 1.67 blocks in 43.0 minutes ... Netted 20 points or more in four games ... Led team in scoring twice and rebounding twice ... **2010:** Led team in scoring (19.0), steals (1.17, tied), blocks (1.83) and minutes (38.2), and ranked second in rebounds (6.0) in six games (all starts) ... His 1.83 blocks were eighth-most by a Trail Blazer in a postseason, all-time ... Posted a playoff career-high 31 points (11-19 FG, 9-12 FT) to go with 11 rebounds April

24 vs. Phoenix, becoming first Trail Blazer to tally at least 30 points, 10 rebounds and shoot 50 percent from the field in a playoff game since Kevin Duckworth on May 12, 1991 ... **2009:** Started all six of Portland's games, averaging 19.5 points (49.0% FG), a team-best 7.5 rebounds, 1.67 blocks and 39.5 minutes ... Netted 20-plus points in three games ... Led team in rebounding on three occasions.

**COLLEGE:** Averaged 13.5 points (59.7% FG), 8.2 rebounds, 1.3 steals and 1.8 blocks in 53 games with the Longhorns from 2004-06 ... Counted 15.0 points, 9.2 rebounds and 2.0 blocks in his second and final season, ranking second on team in scoring and first in blocks ... Named Big 12 Defensive Player of the Year and First Team All-Big 12 as a sophomore in 2005-06 ... Earned Third Team NABC All-America honors and Associated Press Honorable Mention All-America honors as a sophomore ... Led the country in field goal percentage (66.3%) as a freshman in 2004-05.

**PERSONAL:** Son of Georgia Aldridge ... Nicknames include "L-A" and "L-Train" ... Named the 2010-11 Northwest Division winner and a finalist for the NBA Sportsmanship Award ... Named to the 2010-2012 USA Men's National Team program ... Was a member of the 2008 USA Basketball Men's Select Team ... For past two years, teamed with Nike to design shoes with local youth ... Participated in the Seeds of Peace International Camp as a rookie ... Counts his favorite pianist as Ray Charles ... Majored in Corporate Communications at Texas ... Was a member of the National Honor Society ... Served as a mentor for Dallas-area children during his final two years in high school ... Was a member of the 2004 McDonald's All-American Team his senior year of high school ... Favorite food is a big Texas steak ... Participated in the Big Brother Big Sister Christmas Program ... Favorite sports team besides the Trail Blazers is the Dallas Cowboys ... Loves good Mexican food.

## NBA REGULAR SEASON STATISTICS

SEASON/TEAM	— 3-Pt. FG —										—Rebounds—										—Averages—				
	G-GS	MIN	FGM	FGA	PCT.	FGM	FGA	PCT.	FTM	FTA	PCT.	OFF	DEF	TOT	AST	PF-DQ	STL	TO	BLK	PTS	RPG	APG	PPG		
06-07 Portland	63-22	1392	241	479	.503	0	2	.000	83	115	.722	144	168	312	24	186-3	22	43	73	565	5.0	0.4	9.0		
07-08 Portland	76-76	2649	561	1160	.484	1	7	.143	227	298	.762	220	358	578	122	240-7	55	126	94	1350	7.6	1.6	17.8		
08-09 Portland	81-81	3004	601	1243	.484	7	28	.250	261	334	.781	234	371	605	157	207-4	77	121	77	1470	7.5	2.1	18.1		
09-10 Portland	78-78	2922	579	1169	.495	5	16	.313	230	304	.757	192	435	627	160	231-2	67	104	48	1393	8.0	2.1	17.9		
10-11 Portland	81-81	3211	707	1415	.500	4	23	.174	351	444	.791	278	431	709	170	220-3	82	153	94	1769	8.8	2.1	21.8		
<b>TOTALS</b>	<b>379-338</b>	<b>13178</b>	<b>2689</b>	<b>5466</b>	<b>.492</b>	<b>17</b>	<b>76</b>	<b>.224</b>	<b>1152</b>	<b>1495</b>	<b>.771</b>	<b>1068</b>	<b>1763</b>	<b>2831</b>	<b>633</b>	<b>1084-19</b>	<b>303</b>	<b>547</b>	<b>386</b>	<b>6547</b>	<b>7.5</b>	<b>1.7</b>	<b>17.3</b>		

## NBA PLAYOFF STATISTICS

SEASON/TEAM	— 3-Pt. FG —										—Rebounds—										—Averages—				
	G-GS	MIN	FGM	FGA	PCT.	FGM	FGA	PCT.	FTM	FTA	PCT.	OFF	DEF	TOT	AST	PF-DQ	STL	TO	BLK	PTS	RPG	APG	PPG		
2009 Portland	6-6	237	51	104	.490	1	4	.250	14	20	.700	9	36	45	8	16-0	3	10	10	117	7.5	1.3	19.5		
2010 Portland	6-6	229	40	93	.430	1	2	.500	33	44	.750	10	26	36	13	16-0	7	11	11	114	6.0	2.2	19.0		
2011 Portland	6-6	258	53	115	.461	0	0	---	19	24	.792	16	29	45	8	19-0	8	9	10	125	7.5	1.3	20.8		
<b>TOTALS</b>	<b>18-18</b>	<b>724</b>	<b>144</b>	<b>312</b>	<b>.462</b>	<b>2</b>	<b>6</b>	<b>.333</b>	<b>66</b>	<b>88</b>	<b>.750</b>	<b>35</b>	<b>91</b>	<b>126</b>	<b>29</b>	<b>51-0</b>	<b>18</b>	<b>30</b>	<b>31</b>	<b>356</b>	<b>7.0</b>	<b>1.6</b>	<b>19.8</b>		



# LUKE BABBITT

FORWARD • 6'9" • 217 lbs.

# 8

**BIRTHDATE** JUNE 20, 1989

**BIRTHPLACE** CINCINNATI, OHIO

**HIGH SCHOOL** GALENA (RENO, NEV.)

**COLLEGE** NEVADA

**NBA EXPERIENCE** ONE SEASON

**W/ TRAIL BLAZERS** ONE SEASON

## CAREER HIGHS

**PTS.** 11 (AT GOLDEN STATE, 4/13/11)

**REB.** 11 (AT GOLDEN STATE, 4/13/11)

**AST.** 3 (AT GOLDEN STATE, 4/13/11)

## biography

### HOW ACQUIRED/DRAFT BACKGROUND:

Acquired by Portland from the Minnesota Timberwolves along with Ryan Gomes for Martell Webster on June 24, 2010. Originally selected by the Timberwolves in the first round (16th pick overall) of the 2010 NBA Draft.

**2010-11 SEASON:** Averaged 1.5 points, 1.3 rebounds, 0.3 assists and 5.7 minutes in 24 games with Portland ... Notched career highs of 11 points and 11 rebounds, marking his first career double-double, April 13 at Golden State ... In 13 games (nine starts) over two stints with the D-League's Idaho Stampede, averaged 19.0 points (49.1% FG, 88.2% FT), 7.6 rebounds and 1.3 assists in 28.8 minutes ... Competed for D-League's Idaho Stampede from March 3-27 ... Dropped a game-high 34 points on 12-of-16 shooting in 30 minutes on March 27 at Austin (D-League) ... Registered game highs of 30 points and 14 boards on March 16 vs. Tulsa (D-League) ... Played in first stint with D-League's Idaho Stampede from Dec. 8-16.

**COLLEGE:** Played two seasons for Nevada from 2008-10, averaging 19.4 points (48.0% FG, 42.1% 3-PT, 89.3% FT), 8.1 rebounds and 1.8 assists in 68 games (all starts) ... Broke Nevada's single-season scoring record (743 points) in 2009-10 and became the eighth player in school history to reach 1,000 points in two seasons ... Ranks

12th on Nevada's career scoring list with 1,316 points in just two seasons ... Also ranks first in career free throw shooting at 89.3 percent (351-393) and fifth in career 3-point percentage at 42.1 percent (75-178) ... Led the Wolf Pack in scoring and rebounding in both years, and started all 68 games over his two seasons ... **2009-10:** Named 2010 WAC Player of the Year and AP Honorable Mention All-American as a sophomore ... Led team in points (21.9), rebounds (8.9) and free throw percentage (91.7%), while ranking second in 3-point percentage (41.6%) and third in assists (2.1) ... Ranked second in the WAC in both points (ninth in nation) and rebounding ... Finished third in the country in foul shooting percentage, setting team records with a 91.7 percent mark and 199 free throws made ... Started and scored in double figures in all 34 of the team's games, including 23 contests with 20 points or more ... Led the WAC with 16 double-doubles ... Became Nevada's first men's basketball student-athlete to earn Academic All-American honors ... **2008-09:** Named 2009 WAC Freshman of the Year and earned First Team All-WAC honors as a freshman ... Led team in points (16.9), rebounds (7.4) and free throw percentage (86.4%), while ranking second in 3-point percentage (42.9%) ... Ranked third in the WAC and second among freshmen nationally in scoring ... Third in the WAC in

rebounding ... Set Nevada's single-season freshmen records for scoring (573 points), free throw percentage and 3-point percentage ... Started all 34 of the team's games, scoring in double figures 31 times ... Notched a team-best six double-doubles.

**HIGH SCHOOL:** At Galena High School in Reno, won the 2007 Nevada state championship and became the third player in Nevada prep history to be named a McDonald's All-American ... Set state career scoring record (2,941

points), breaking mark set by Nevada and Portland teammate Armon Johnson ... Two-time Gatorade State Player of the Year (2007, 2008).

**PERSONAL:** Son of Bob and Laura Babbitt of Reno, Nev. ... Has two sisters ... Participated in Portland's Summer League tip-off at New Columbia ... Enjoys playing tennis and golf ... Averaged a team-high tying 14.2 points to go with 3.8 rebounds and 1.80 steals in five games (all starts) for Portland's 2010 NBA Summer League squad.



## NBA REGULAR SEASON STATISTICS

— 3-PT. FG —

—Rebounds—

—Averages—

SEASON/TEAM	G-GS	MIN	FGM	FGA	PCT.	FGM	FGA	PCT.	FTM	FTA	PCT.	OFF	DEF	TOT	AST	PF-DQ	STL	TO	BLK	PTS	RPG	APG	PPG
10-11 Portland	24-0	137	15	55	.273	3	16	.188	3	9	.333	6	24	30	6	15-0	2	8	2	36	1.3	0.3	1.5
<b>TOTALS</b>	<b>24-0</b>	<b>137</b>	<b>15</b>	<b>55</b>	<b>.273</b>	<b>3</b>	<b>16</b>	<b>.188</b>	<b>3</b>	<b>9</b>	<b>.333</b>	<b>6</b>	<b>24</b>	<b>30</b>	<b>6</b>	<b>15-0</b>	<b>2</b>	<b>8</b>	<b>2</b>	<b>36</b>	<b>1.3</b>	<b>0.3</b>	<b>1.5</b>





# NICOLAS BATUM

FORWARD • 6'8" • 210 lbs.

# 88

**BIRTHDATE** DECEMBER 14, 1988  
**BIRTHPLACE** LISIEUX, FRANCE  
**FRENCH PRO TEAM** MSB LE MANS  
(FRENCH PRO-A LEAGUE)  
**NBA EXPERIENCE** THREE SEASONS  
**W/ TRAIL BLAZERS** THREE SEASONS

## CAREER HIGHS

**PTS.** 31 (AT MINNESOTA, 2/27/10)  
**REB.** 14 (VS. L.A. CLIPPERS, 12/5/10)  
**AST.** 7 (AT MINNESOTA, 2/27/10)

## biography

**HOW ACQUIRED/DRAFT BACKGROUND:** Acquired by Portland from the Houston Rockets in exchange for the draft rights to Darrell Arthur and Joey Dorsey on June 26, 2008. Originally selected by the Rockets in the first round (25th pick overall) of the 2008 NBA Draft.

**2010-11 SEASON:** Counted career bests in points (12.4), rebounds (4.5), assists (1.5), steals (0.85) and minutes (31.5) while appearing in 80 games (67 starts) ... Scored at least 20 points in three straight games for the first time in his career from March 20-25 ... His buzzer-beating tip-in gave Portland a 98-96 win over San Antonio on March 25 ... Rang in a season-best 25 points (10-16 FG) on March 20 at L.A. Lakers ... Blocked a career-high four shots at Toronto Feb. 11 ... Tied his career-high with five 3-pointers for the second time in six games at Cleveland on Feb. 5 ... Tied a career high with five 3-pointers, four coming in the fourth quarter against Indiana Jan. 22 ... Scored 24 points (9-16 FG) along with six rebounds Jan. 19 at Sacramento ... Dropped in 23 points (9-15 FG) on Jan. 15 vs. New Jersey ... Reached second double-double with 15 points and 10 rebounds Dec. 9 vs. Orlando ... Registered 13 points a career-high 14 rebounds on Dec. 5 vs. L.A. Clippers ... Scored at least 16 points in career-best six straight games from Nov. 4 to Nov. 13 ... Recorded 19 points and 11 rebounds, including a career-high five offensive boards, Oct. 26 vs. Phoenix.

**NBA CAREER:** In 196 career games (168 starts), averaged 9.1 points (46.4% FG, 36.4% 3-PT, 83.5% FT), 3.7 rebounds, 1.2 assists and 25.0 minutes ... Increased his scoring, rebounding and assists totals in each of his three seasons ... **2009-10:** Finished regular season with averages of 10.1 points, 3.8 rebounds, 1.2 assists and 24.8 minutes in 37 games (25 starts) ... Shot 51.9 percent (139-268) from the field and 40.9 percent (54-132) from three-point range ... Counted a season-best 12 rebounds to go with 12 points for his first career double-double April 14 vs. Golden State ... Notched career highs of 31 points (22 in third quarter), 11 field goals (of 16), five 3-pointers (tied) and seven assists (tied) Feb. 27 at Minnesota ... Made his season debut Jan. 25 vs. New Orleans ... Underwent surgery to repair a torn labrum in his right shoulder on Oct. 30, 2009 ... **2008-09:** In rookie NBA season with the Trail Blazers, posted averages of 5.4 points, 2.8 rebounds, 0.9 assists and 18.4 minutes in 79 games (76 starts) ... Shot 44.6 percent from the floor and 36.9 percent from 3-point range ... His 76 starts ranked third on the team ... Placed eighth in 3-point shooting (36.9%) and 10th in blocked shots (0.51) among rookie league leaders ... Scored a season-best 20 points (7-8 FG, 2-2 3-PT, 4-4 FT) March 13 vs. New Jersey.



**PLAYOFFS:** Appeared in all 18 of Portland's postseason contests (11 starts) since 2009, notching averages of 6.1 points and 1.8 rebounds in 19.6 minutes ... **2011:** In six games averaged, 8.0 points, 1.7 rebounds and 1.3 assists in 25.2 minutes ... **2010:** Notched 8.2 points, 3.2 rebounds and 23.2 minutes in six games (all starts) ... **2009:** Played in all six of Portland's games (five starts), averaging 2.0 points (5-9 FG) and 0.5 rebounds in 10.5 minutes.

**PRO CAREER IN EUROPE:** Grew up playing for MSB Le Mans in his native France and made his French Pro-A debut during the 2005-06 season ... **2007-08:** Averaged 12.3 points, 5.0 rebounds, 3.6 assists and 1.33 steals in 30 games with MSB Le Mans in the French Pro-A League ... Recorded four games of 20-plus points, including a season-high 25 points on Aug. 12 vs. Nancy ... Posted averages of 8.5 points, 3.5 rebounds and 2.7 assists in Euroleague play ... **2006-07:** Averaged 5.0 points and 2.9 rebounds in 16.2 minutes a contest ... Averaged 4.3 points and 1.7 rebounds in 13.4 minutes per contest in Euroleague play ... **2005-06:** Appeared in two French Pro-A games, scoring a total of six points ... Averaged 14.3 points and 6.8 rebounds for the Le Mans Espoirs (junior) team ... **2004-05:** Played with Le Mans Espoirs (junior) team, averaging 5.2 points and 3.1 rebounds in 18.3 minutes per game.

**FRENCH NATIONAL TEAM:** Averaged 13.8 points (ninth in tournament), 3.2 rebounds, 1.4 assists and 2.0 steals in helping France to a second place finish in the 2011 European Championships ... Ranked second on the team with 9.6 points and 4.9 rebounds to go with 1.8 assists, 1.00 block and 28.6 minutes in nine games in the 2009 European Championships ... Helped France win the bronze medal at the 2007 U19 World Championships held in Novi Sad, Serbia, averaging 11.7 points, 5.7 rebounds and 4.3 assists ... Averaged 14.3 points and 7.9 rebounds in helping France capture the gold medal at the 2006 European U-18 Championships held in Amaliada, Greece, earning Most Valuable Player Honors ... Averaged 5.4

points and 4.0 rebounds with France at the 2005 European U-18 Championships held in Belgrade, Serbia ... Helped lead France to the 2004 European U-16 Championships held in Greece.

**PERSONAL:** Just the second player in NBA history to wear No. 88, joining Antoine Walker ... With his mother and sister, created Foundation Batum in an effort to assist pregnant women and women with children in Africa ... Scored 23 points on 9-for-13 shooting (including six dunks) for the World Team at the 2007 Nike Hoop Summit ... Played alongside 2008 NBA Summer League teammate Petteri Koponen in the 2007 Nike Hoop Summit as a member of the World Team ... Averaged 6.8 points, 4.6 rebounds, 1.2 assists and 27.2 minutes in five games (all starts) during the 2008 NBA Summer League ... Batum's late father, Henry, played pro basketball in France ... It was his father's dream for Nicolas to play in the NBA.



## NBA REGULAR SEASON STATISTICS

SEASON/TEAM	— 3-Pt. FG —										—Rebounds—										—Averages—				
	G-GS	MIN	FGM	FGA	PCT.	FGM	FGA	PCT.	FTM	FTA	PCT.	OFF	DEF	TOT	AST	PF-DQ	STL	TO	BLK	PTS	RPG	APG	PPG		
08-09 Portland	79-76	1454	161	361	.446	62	168	.369	42	52	.808	84	136	220	74	139-0	50	50	40	426	2.8	0.9	5.4		
09-10 Portland	37-25	918	139	268	.519	54	132	.409	43	51	.843	32	109	141	44	83-1	24	27	25	375	3.8	1.2	10.1		
10-11 Portland	80-67	2522	367	807	.455	118	342	.345	138	164	.841	109	252	361	123	194-2	68	83	49	990	4.5	1.5	12.4		
<b>TOTALS</b>	<b>196-168</b>	<b>4893</b>	<b>667</b>	<b>1436</b>	<b>.464</b>	<b>234</b>	<b>642</b>	<b>.364</b>	<b>223</b>	<b>267</b>	<b>.835</b>	<b>225</b>	<b>497</b>	<b>722</b>	<b>241</b>	<b>416-3</b>	<b>142</b>	<b>160</b>	<b>114</b>	<b>1791</b>	<b>3.7</b>	<b>1.2</b>	<b>9.1</b>		

## NBA PLAYOFF STATISTICS

SEASON/TEAM	— 3-Pt. FG —										—Rebounds—										—Averages—				
	G-GS	MIN	FGM	FGA	PCT.	FGM	FGA	PCT.	FTM	FTA	PCT.	OFF	DEF	TOT	AST	PF-DQ	STL	TO	BLK	PTS	RPG	APG	PPG		
2009 Portland	6-5	63	5	9	.556	2	4	.500	0	0	---	1	2	3	1	7-0	1	3	2	12	0.5	0.2	2.0		
2010 Portland	6-6	139	17	37	.459	9	21	.429	6	8	.750	4	15	19	5	13-0	2	4	0	49	3.2	0.8	8.2		
2011 Portland	6-0	151	19	46	.413	7	26	.269	3	4	.750	1	9	10	8	14-0	5	7	5	48	1.7	1.3	8.0		
<b>TOTALS</b>	<b>18-11</b>	<b>353</b>	<b>41</b>	<b>92</b>	<b>.446</b>	<b>18</b>	<b>51</b>	<b>.353</b>	<b>9</b>	<b>12</b>	<b>.750</b>	<b>6</b>	<b>26</b>	<b>32</b>	<b>14</b>	<b>34-0</b>	<b>8</b>	<b>14</b>	<b>7</b>	<b>109</b>	<b>1.8</b>	<b>0.8</b>	<b>6.1</b>		



# MARCUS CAMBY 23

FORWARD/CENTER • 6'11" • 235 lbs.

**BIRTHDATE** MARCH 22, 1974

**BIRTHPLACE** HARTFORD, CONN.

**HIGH SCHOOL** HARTFORD (CONN.)

**COLLEGE** MASSACHUSETTS

**NBA EXPERIENCE** 15 SEASONS

**W/ TRAIL BLAZERS** TWO SEASONS

## CAREER HIGHS

**PTS.** 37 (TOR VS. ATL, 3/23/97)

**REB.** 27 (LAC AT CHI, 12/17/08)

**AST.** 11 (DEN VS. SAC, 4/5/08)

## biography

**HOW ACQUIRED/DRAFT BACKGROUND:** Acquired by Portland from the L.A. Clippers in exchange for Steve Blake, Travis Outlaw and cash considerations on Feb. 16, 2010. Originally selected by the Toronto Raptors in the first round (second pick overall) of the 1996 NBA Draft.

**2010-11 SEASON:** Notched averages of 4.7 points, a team-high 10.3 rebounds, 2.1 assists, a team-best 1.56 blocks and 26.1 minutes in 59 games (51 starts) ... One of two players in the Western Conference to average 10.0 rebounds and 1.50 blocks (P. Gasol) ... Only the second player in NBA history to average at least 10.0 rebounds per game (10.3) and play at least 50 games (59) at 37 years of age or older (Robert Parish) ... Led squad in rebounds a team-high 36 times (inc. ties) ... Grabbed 20 rebounds Jan. 4 at Dallas and again Dec. 30 vs. Utah, his most as a Trail Blazer and the most by any Trail Blazer since Greg Oden pulled in 20 on Dec. 1, 2009, vs. Miami.

**NBA CAREER:** In 15 NBA seasons, averaged 10.0 points (46.8% FG), 10.0 rebounds, 1.9 assists, 1.02 steals, 2.51 blocks and 30.4 minutes in 890 games (729 starts) ... One of just six players to average 10.0 rebounds and 2.50 blocked shots for their careers since blocks became a stat in 1973 ... One of 11 players in NBA history with 2,000 career blocks and 8,000 career rebounds ... Ranks 12th on NBA's career blocked shots list with 2,232 ... His four blocked shot titles tie him with Kareem Abdul-Jabbar and Mark Eaton for the most all-time ... Grabbed 20-plus rebounds 40 times in his career ... **2009-10:** After joining Portland in a midseason trade, averaged 7.0 points, 11.1 rebounds, 1.5 assists, 1.13 steals, 2.04 blocks and 31.2 minutes in 23 games (all starts) ... Posted regular season averages of 7.5 points, 11.8 rebounds, 2.5 assists, 1.28 steals, 1.97 blocks and 31.3 minutes in 74 games (all starts) with L.A. Clippers and Portland ... Ranked second in NBA in rebounds and fifth in blocks ... Scored 30

points (12-16 FG), his most since netting 33 on Dec. 2, 2005, to go with 13 rebounds April 12 vs. Oklahoma City ... Made his Trail Blazers debut Feb. 19 vs. Boston ... **2008-09:** Averaged 10.3 points, 11.1 rebounds, 2.0 assists and a team-high 2.13 blocks in 31.0 minutes for the Clippers ... Ranked third in NBA in blocked shots (2.13) ... **2007-08:** Averaged 9.1 points, a career-high 13.1 rebounds (second in NBA), a career-high 3.3 assists, 3.61 blocks (led NBA) and a career-high 34.9 minutes in a career-high 79 games (all starts) for Denver ... Joined Dikembe Mutombo (1993-96) as the only players to lead the league in blocks in three consecutive seasons (2005-08) ... **2006-07:** Averaged 11.2 points, 11.7 rebounds (fifth in NBA), 3.2 assists, 1.24 steals and a league-leading 3.30 blocks in 70 games (all starts) ... Honored as the NBA's Defensive Player of the Year ... Named to All-NBA First Team ... **2005-06:** Averaged 12.8 points, 11.9 rebounds, 2.1 assists, a career-high 1.41 steals and a league-leading 3.29 blocks in 56 games (54 starts) ... Led the Nuggets in rebounding, blocks and steals ... Earned NBA All-Defensive Second Team honors ... **2004-05:** Averaged 10.3 points, 10.0 rebounds, 3.02 blocks (second in NBA) and 30.5 minutes in 66 games (all starts) ... Named to the NBA's All-Defensive Second Team ... **2003-04:** Averaged 8.6 points, 10.1 rebounds (10th in NBA), 2.60 blocks (fifth in NBA), 1.19 steals and 30.0 minutes in 72 games (all starts) ... **2002-03:** Averaged 7.6 points, 7.2 rebounds and 1.38 blocks in 29 games (nine starts) ... **2001-02:** Appeared in 29 games (all starts) for the Knicks and averaged 11.1 points, 11.1 rebounds, 1.72 blocks and 34.7 minutes ... **2000-01:** Averaged 12.0 points, 11.5 rebounds, 2.16 blocks (11th in NBA) and 33.8 minutes in 63 games (all starts) ... Shot a team-high 52.4 percent from the field (third in NBA) ... **1999-00:** Averaged 10.2 points, 7.8 rebounds, 1.97 blocks (10th in NBA) and 26.2 minutes in 59 games (11 starts) ... **1998-99:** Averaged 7.2 points, 5.5 rebounds, 1.61 blocks and 20.5 minutes in 46 games ...

[Click here to return to table of contents](#)

**1997-98:** Averaged 12.1 points, 7.4 rebounds, 3.65 blocks (first in NBA) and 31.8 minutes in 63 games (58 starts) ...  
**1996-97:** Averaged a career-high 14.8 points, 6.3 rebounds, 2.06 blocks (10th in NBA) and 30.1 minutes in 63 games (38 starts) ... Named to NBA All-Rookie First Team ... Named Schick NBA Rookie of the Month for March.

**PLAYOFFS:** Holds career postseason averages of 7.7 points, 9.3 rebounds, 1.3 assists, 1.99 blocks and 29.5 minutes in 76 games (43 starts) ... **2011:** Averaged 3.5 points, 9.7 rebounds, 1.50 blocks and 27.8 minutes in six games (all starts) ... Pulled down 18 rebounds April 16 at Dallas, the most by a Trail Blazer in the playoffs since Kenny Carr totaled 18 on April 24, 1986, vs. Denver... **2010:** Started all six of Portland's games, leading team with 10.0 rebounds to go with 5.8 points, 2.3 assists and 1.17 blocks ... **2008:** Averaged 3.3 points, 13.3 rebounds, 3.00 blocks and 31.0 minutes in four playoff games with Denver ... **2007:** Averaged 7.6 points, 14.8 rebounds and 3.20 blocks in 36.8 minutes in five games with the Nuggets ... **2006:** Averaged 11.4 points, 11.0 rebounds, 2.80 blocks and 25.0 minutes in five games with Denver ... **2005:** Averaged 10.2 points, 11.2 rebounds, 3.20 blocks and 36.8 minutes in five games as a Nugget ... **2004:** Averaged 12.6 points, 11.4 rebounds, 1.40 blocks and 2.4 assists in 38.8 minutes played in five games with Denver ... **2001:** Averaged 6.3 points, 8.0

rebounds and 2.25 blocks in 35.3 minutes in four games (all starts) with the Knicks ... **2000:** Averaged 4.8 points, 7.0 rebounds, 1.44 blocks and 24.1 minutes in 16 games off the bench ... **1999:** Over 20 postseason games (three starts), averaged 10.4 points, 7.7 rebounds, 1.90 blocks, 1.20 steals and 25.5 minutes for New York ... Averaged 14.3 points, 10.7 rebounds, 2.17 steals, 3.00 blocks and 31.3 minutes in the Eastern Conference Finals ... Established Knicks playoff records for steals (13) and blocks (18) in a six-game series ... Averaged 9.6 points and 7.8 rebounds in five games (three starts) vs. Spurs in the NBA Finals.

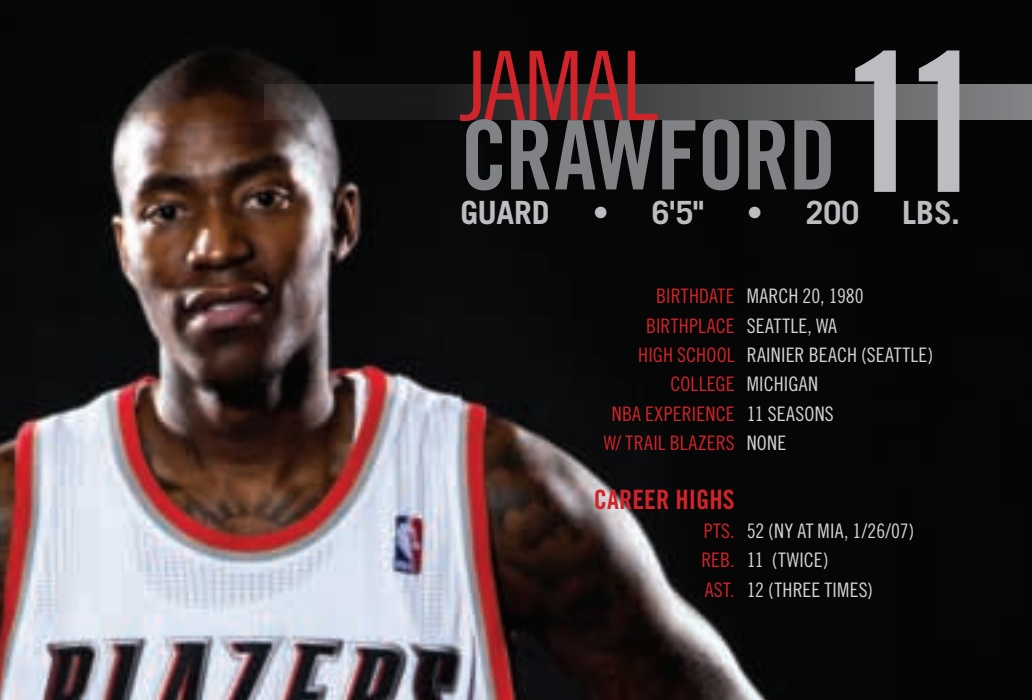
**PERSONAL:** A finalist for 2010-11 J. Walter Kennedy Citizenship Award, as voted by Pro Basketball Writers Association ... Supports Children's Cancer Association through the "Block Out Cancer" program where \$25 is donated for every blocked shot ... Formed the Camblyland Foundation, which supports education related initiatives ... Majored in education at Massachusetts ... Aspires to be an elementary school principal following his playing career ... Chinese characters on his right arm stand for "Strive to be your best" (top) and "Love your family" (bottom) ... Honored as New York magazine's Athlete of the Year for his efforts both on and off the court on Dec. 6, 1999 ... Basketball idol as a youth was Julius Erving ... Married with two daughters ... Enjoys fishing, bowling and cars.

## NBA REGULAR SEASON STATISTICS

SEASON/TEAM	— 3-PT. FG —										—Rebounds—										—Averages—				
	G-GS	MIN	FGM	FGA	PCT.	FGM	FGA	PCT.	FTM	FTA	PCT.	OFF	DEF	TOT	AST	PF-QD	STL	TO	BLK	PTS	RPG	APG	PPG		
96-97 Toronto	63-38	1897	375	778	.482	2	14	.143	183	264	.693	131	263	394	97	214-7	66	134	130	935	6.3	1.5	14.8		
97-98 Toronto	63-58	2002	308	747	.412	0	2	0.000	149	244	.611	203	263	466	111	200-1	68	134	230	765	7.4	1.8	12.1		
98-99 New York	46-0	945	136	261	.521	0	0	---	57	103	.553	102	151	253	12	131-2	29	39	74	329	5.5	0.3	7.2		
99-00 New York	59-11	1548	226	471	.480	1	2	5.000	148	221	.670	174	287	461	49	204-5	43	72	116	601	7.8	0.8	10.2		
00-01 New York	63-63	2127	304	580	.524	1	8	.125	150	225	.667	196	527	723	52	205-4	66	63	136	759	11.5	0.8	12.0		
01-02 New York	29-29	1007	130	290	.448	0	1	0.000	62	99	.626	89	233	322	33	107-3	34	42	50	322	11.1	1.1	11.1		
02-03 Denver	29-9	616	93	227	.410	2	5	4.000	33	50	.660	75	133	208	47	69-20	28	40	27	40	1.2	1.6	7.6		
03-04 Denver	72-72	2162	262	549	.477	0	2	0.000	98	136	.721	211	516	727	132	239-4	86	98	187	622	10.1	1.8	8.6		
04-05 Denver	66-66	2015	279	600	.465	0	4	0.000	125	173	.723	131	530	661	152	177-0	61	103	199	683	10.0	2.3	10.3		
05-06 Denver	56-54	1857	302	649	.465	1	11	.091	111	156	.712	132	536	668	115	158-1	79	92	184	716	11.9	2.1	12.8		
06-07 Denver	70-70	2369	312	659	.473	0	2	0.000	161	221	.729	164	652	816	223	183-2	87	122	231	785	11.7	3.2	11.2		
07-08 Denver	79-79	2757	286	635	.450	6	20	3.000	143	202	.708	230	807	1037	259	216-2	85	118	285	721	13.1	3.3	9.1		
08-09 LAC	62-55	1925	254	496	.512	1	4	2.500	132	182	.725	161	529	690	127	129-0	51	93	132	641	11.1	2.0	10.3		
09-10 LAC/Por.	74-74	2314	238	501	.475	2	7	2.867	78	122	.639	249	622	871	186	161-0	95	91	146	556	11.8	2.5	7.5		
10-11 Portland	59-51	1540	117	294	.398	0	1	0.000	43	70	.614	182	424	606	121	140-0	40	62	92	277	10.3	2.1	4.7		
<b>TOTALS</b>	<b>890-729</b>	<b>27082</b>	<b>3622</b>	<b>7737</b>	<b>.468</b>	<b>16</b>	<b>83</b>	<b>.193</b>	<b>1673</b>	<b>2468</b>	<b>.678</b>	<b>2430</b>	<b>6473</b>	<b>8903</b>	<b>1716</b>	<b>2533-32</b>	<b>910</b>	<b>1290</b>	<b>2232</b>	<b>8933</b>	<b>10.0</b>	<b>1.9</b>	<b>10.0</b>		

## NBA PLAYOFF STATISTICS

SEASON/TEAM	— 3-PT. FG —										—Rebounds—										—Averages—				
	G-GS	MIN	FGM	FGA	PCT.	FGM	FGA	PCT.	FTM	FTA	PCT.	OFF	DEF	TOT	AST	PF-QD	STL	TO	BLK	PTS	RPG	APG	PPG		
1999 New York	20-3	509	81	143	.566	0	1	0.000	45	73	.616	51	102	153	6	76-2	24	15	38	207	7.7	0.3	10.4		
2000 New York	16-0	386	29	86	.337	0	1	0.000	19	31	.613	35	77	112	6	51-1	8	12	23	77	7.0	0.4	4.8		
2001 New York	4-4	141	10	26	.385	0	0	---	5	13	.385	4	28	32	7	18-1	2	2	9	25	8.0	1.8	6.3		
2004 Denver	5-5	194	27	55	.491	1	2	5.000	8	4	5.71	14	43	57	12	21-0	4	6	7	63	11.4	2.4	12.6		
2005 Denver	5-5	184	17	41	.415	0	0	---	17	27	.630	4	52	56	9	18-0	3	11	16	51	11.0	1.8	10.2		
2006 Denver	5-5	175	26	62	.419	0	0	---	5	9	.556	13	42	55	11	14-0	4	4	14	57	11.2	2.2	11.4		
2007 Denver	5-5	184	17	45	.378	0	0	---	4	6	.667	12	62	74	10	14-0	4	10	16	38	14.8	2.0	7.6		
2008 Denver	4-4	124	5	21	.238	1	11	0.000	2	6	.333	11	42	53	12	10-0	4	10	12	13.3	3.0	3.3			
2010 Portland	6-6	178	16	38	.421	0	1	0.000	3	6	5.000	16	44	60	14	18-0	4	3	7	35	10.0	2.3	5.8		
2011 Portland	6-6	167	10	22	.455	1	11	0.000	0	2	0.000	18	40	58	8	18-0	4	5	9	21	9.7	1.3	3.5		
<b>TOTALS</b>	<b>76-43</b>	<b>2242</b>	<b>238</b>	<b>539</b>	<b>.442</b>	<b>3</b>	<b>7</b>	<b>.429</b>	<b>108</b>	<b>187</b>	<b>.578</b>	<b>178</b>	<b>532</b>	<b>710</b>	<b>95</b>	<b>258-4</b>	<b>61</b>	<b>78</b>	<b>151</b>	<b>587</b>	<b>9.3</b>	<b>1.3</b>	<b>7.7</b>		



# JAMAL CRAWFORD 11

GUARD • 6'5" • 200 LBS.

**BIRTHDATE** MARCH 20, 1980  
**BIRTHPLACE** SEATTLE, WA  
**HIGH SCHOOL** RAINIER BEACH (SEATTLE)  
**COLLEGE** MICHIGAN  
**NBA EXPERIENCE** 11 SEASONS  
**W/ TRAIL BLAZERS** NONE

## CAREER HIGHS

**PTS.** 52 (NY AT MIA, 1/26/07)  
**REB.** 11 (TWICE)  
**AST.** 12 (THREE TIMES)

## biography

**HOW ACQUIRED/DRAFT BACKGROUND:** Signed with Portland as a free agent on Dec. 16, 2011. Originally selected by the Cleveland Cavaliers in the first round (eighth pick overall) of the 2000 NBA Draft.

**2010-11 SEASON:** Averaged 14.2 points, 1.7 rebounds, 3.2 assists, 0.75 steals and 30.2 minutes in 76 games (no starts) with the Atlanta Hawks ... Ranked second in the NBA in scoring off the bench ... Ranked 22nd in the NBA in free throw percentage (85.4%) ... Scored 20-plus points 18 times and 30-plus in three games ... Extended his NBA record with his 33rd career four-point play vs. New York on March 6 ... Recorded five four-point plays on the season ... Scored 20-plus in six straight games (Dec. 31-Jan. 12) ... Led the team in scoring 14 times and assists on 16 occasions ... Notched a season-high 36 points (12-23 FG) Jan. 12 at Toronto ... Grabbed a season-best six rebounds and scored 26 points Jan. 5 at Utah ... Tallied 26 points to go with a season-high five steals Dec. 31 at Oklahoma City.

**NBA CAREER:** Holds averages of 15.4 points, 2.6 rebounds, 3.9 assists, 0.99 steals and 32.2 minutes in 752 games (393 starts) during his 11 NBA seasons with Chicago, New York, Golden State and Atlanta ... Ranks 13th among active players in career 3-pointers (1,307) ... Is one of five active NBA players (Kobe Bryant, LeBron James, Tracy McGrady and Gilbert Arenas) with at least three games of 50-plus points ... Has scored 30-plus 40 times, with eight 40-plus outings ... **2009-10:** Won the NBA Sixth Man Award after posting averages of 18.0

points, 2.5 rebounds and 3.0 assists in 79 games off the bench with Atlanta ... Ranked 29th in the NBA in scoring, seventh in 3-pointers (163) and 18th in free throw percentage (85.7%) ... Scored 20-plus 31 times, including one 30-point effort ... **2008-09:** Split time with New York and Golden State, appearing in 65 games (all starts) ... Averaged 19.7 points, 3.0 rebounds and 4.4 assists ... Traded from New York to Golden State on Nov. 28 in exchange for Al Harrington ... In 54 games with the Warriors, averaged 19.7 points, 3.3 rebounds and 4.4 assists ... Dropped a season-high 50 points and notched career highs in free throws (17) and free throw attempts (18) Dec. 20 at Charlotte ... Became just the fourth player in NBA history to score 50-plus with three different teams, joining Bernard King, Wilt Chamberlain and Moses Malone ... **2007-08:** In 80 games (all starts) with New York, averaged a career and team-high 20.6 points (23rd in NBA) to go with 2.6 rebounds and 5.0 assists ... One of only nine NBA players to rank in the top-25 in scoring and assists per game ... Notched a career-best 86.4 percent of his free throws ... **2006-07:** Played in 59 games (36 starts) for the Knicks, posting averages of 17.6 points, 3.2 rebounds and 4.4 assists ... Scored a career-high 52 points Jan. 26 vs. Miami, including a career-best eight 3-pointers ... **2005-06:** Appeared in 79 games (27 starts) with New York, registering 14.3 points, 3.1 rebounds and 3.8 assists ... Led the Knicks in scoring 22 times and paced the team with 101 3-pointers ... **2004-05:** In his first season with

[Click here to return to table of contents](#)

the Knicks, averaged 17.7 points, 2.9 rebounds and 4.3 assists in 70 games (67 starts) ... His 185 3-pointers marked the second highest total in team history ... Led the team in scoring 26 times and assists 10 times ... **2003-04:** In his fourth and final season with Chicago, appeared in 80 games (73 starts) and posted averages of 17.3 points, 3.5 rebounds and 5.1 assists ... Set a Bulls record and ranked fifth in the NBA with 165 3-pointers ... Became the third player in franchise history to notch a 50-point game (Michael Jordan, Chet Walker) ... **2002-03:** Played in 80 games (31 starts) and averaged 10.7 points, 2.3 rebounds and 4.2 assists ... Tallied 20-plus points 11 times and 30-plus twice ... **2001-02:** Left knee injury sidelined him for first two-thirds of the season, but appeared in 23 games (six starts) ... Averaged 9.3 points, 1.5 rebounds and 2.3 assists ... Made 44.8 percent of his attempts from downtown ... **2000-01:** In his rookie campaign with the Bulls, notched averages of 4.6 points, 1.5 rebounds and 2.3 assists in 61 games (eight starts) ... Reached double figures 10 times.

**PLAYOFFS:** Holds career postseason averages of 15.8 points, 2.0 rebounds and 2.6 assists in 23 games off the bench with Atlanta ... **2011:** In 12 games against Orlando and Chicago, put up 15.4 points, 1.3 rebounds and 2.5 assists ... Scored 20-plus five times and in games 1-4 vs. Orlando, became the third bench player in the last 20 years (Kevin McHale in 1991, Nick Van Exel in 2003) to tally 20 points or more in four straight playoff games in a series ... **2010:** Appeared in 11

playoff games with the Hawks, averaging 16.3 points, 2.7 rebounds and 2.7 assists ... Averaged 15.9 points in the first round vs. Milwaukee and 17.0 points in the second round vs. Orlando.

**COLLEGE:** In his lone 1999-2000 season at Michigan, averaged a team-high 16.6 points and 4.5 assists in 17 games (16 starts) ... Went 33-for-101 (32.7%) from 3-point range ... Scored 27 points twice.

**PERSONAL:** Full name is Aaron Jamal Crawford ... Maintains web site [www.jamalcrowford.org](http://www.jamalcrowford.org), which contains personal and community updates ... His foundation has provided ongoing support for athletic trainers at Seattle Public High Schools by donating money, medical supplies and purchasing heart defibrillators for each school ... Renovated Bronx's P.S. 58's library, providing books, computers, shelving and carpeting while a member of the Knicks ... Funded a new basketball court at his high school alma mater, Rainier Beach in Seattle ... Played basketball for only two years in high school (junior and senior) and was named to Parade magazine's All-America team following senior season ... Played alongside future Knick teammate and current NBA guard Nate Robinson there as well ... His high school jersey number (23) was retired by Rainier Beach in 2001 ... Wore a headband at Michigan to honor former Sonics guard Slick Watts ... Favorite Movie: Harlem Nights; actor: Samuel L. Jackson; actress: Halle Berry; singers: Jay-Z, Faith Evans.

## NBA REGULAR SEASON STATISTICS

SEASON/TEAM	—3-Pt. FG—					—Rebounds—										—Averages—							
	G-GS	MIN	FGM	FGA	PCT.	FGM	FGA	PCT.	FTM	FTA	PCT.	OFF	DEF	TOT	AST	PF-DQ	STL	TO	BLK	PTS	RPG	APG	PPG
00-01 Chicago	61-8	1050	107	304	.352	41	117	.350	27	34	.794	9	80	89	141	68-0	43	85	14	282	1.5	2.3	4.6
01-02 Chicago	23-6	481	89	187	.476	26	58	.448	10	13	.769	5	29	34	55	18-0	18	32	5	214	1.5	2.4	9.3
02-03 Chicago	80-31	1992	334	808	.413	86	242	.355	104	129	.806	21	164	185	334	126-0	77	134	25	858	2.3	4.2	10.7
03-04 Chicago	80-73	2811	509	1318	.386	165	521	.317	200	240	.833	46	237	283	405	161-0	111	193	29	1383	3.5	5.1	17.3
04-05 New York	70-67	2688	437	1097	.398	185	512	.361	182	216	.843	33	170	203	302	135-0	92	148	19	1241	2.9	4.3	17.7
05-06 New York	79-27	2555	366	879	.416	101	293	.345	295	357	.826	36	212	248	301	150-0	87	175	15	1128	3.1	3.8	14.3
06-07 New York	59-36	2198	354	886	.400	103	322	.320	228	272	.838	44	145	189	259	114-0	57	162	8	1039	3.2	4.4	17.6
07-08 New York	80-80	3190	570	1391	.410	176	494	.356	329	381	.864	37	170	207	398	144-0	81	192	17	1645	2.6	5.0	20.6
08-09 N.Y./G.S.	65-65	2478	419	1022	.410	142	394	.360	300	344	.872	23	170	193	288	92-0	57	148	13	1280	3.0	4.4	19.7
09-10 Atlanta	79-0	2460	496	1105	.449	163	427	.382	270	315	.857	34	167	201	238	132-0	61	137	12	1425	2.5	3.0	18.0
10-11 Atlanta	76-0	2297	368	874	.421	119	349	.341	222	260	.854	22	108	130	241	97-0	57	145	14	1077	1.7	3.2	14.2
<b>TOTALS</b>	<b>752-393</b>	<b>24200</b>	<b>4049</b>	<b>9871</b>	<b>.410</b>	<b>1307</b>	<b>3729</b>	<b>.350</b>	<b>2167</b>	<b>2561</b>	<b>.846</b>	<b>310</b>	<b>1652</b>	<b>1962</b>	<b>2962</b>	<b>1237-0</b>	<b>741</b>	<b>1551</b>	<b>171</b>	<b>11572</b>	<b>2.6</b>	<b>3.9</b>	<b>15.4</b>

## NBA PLAYOFF STATISTICS

SEASON/TEAM	—3-Pt. FG—					—Rebounds—										—Averages—							
	G-GS	MIN	FGM	FGA	PCT.	FGM	FGA	PCT.	FTM	FTA	PCT.	OFF	DEF	TOT	AST	PF-DQ	STL	TO	BLK	PTS	RPG	APG	PPG
2010 Atlanta	11-0	351	56	154	.364	18	50	.360	49	58	.845	1	29	30	30	26-1	9	20	1	179	2.7	2.7	16.3
2011 Atlanta	12-0	358	61	155	.394	21	60	.350	42	51	.824	1	15	16	30	17-0	9	16	4	185	1.3	2.5	15.4
<b>TOTALS</b>	<b>23-0</b>	<b>709</b>	<b>117</b>	<b>309</b>	<b>.379</b>	<b>39</b>	<b>110</b>	<b>.355</b>	<b>91</b>	<b>109</b>	<b>.835</b>	<b>2</b>	<b>44</b>	<b>46</b>	<b>60</b>	<b>43-1</b>	<b>18</b>	<b>36</b>	<b>5</b>	<b>364</b>	<b>2.0</b>	<b>2.6</b>	<b>15.8</b>





# RAYMOND FELTON

5

GUARD • 6'1" • 205 LBS.

**BIRTHDATE** JUNE 26, 1984

**BIRTHPLACE** MARION, S.C.

**HIGH SCHOOL** LATTA (LATTA, S.C.)

**COLLEGE** NORTH CAROLINA

**NBA EXPERIENCE** SIX SEASONS

**W/ TRAIL BLAZERS** NONE

## CAREER HIGHS

**PTS.** 35 (NY AT GS, 11/19/10)

**REB.** 11 (CHA AT LAL, 1/27/09)

**AST.** 19 (CHA AT IND, 12/30/06)

## biography

**HOW ACQUIRED/DRAFT BACKGROUND:** Acquired by Portland from the Denver Nuggets for Andre Miller, with Rudy Fernandez and the NBA rights to Petteri Koponen going to Dallas as part of a three-team trade on June 23, 2011. Originally selected by the Bobcats in the first round (fifth pick overall) of the 2005 NBA Draft.

**2010-11 SEASON:** Appeared in 75 games (54 starts), averaging 15.5 points, 3.6 rebounds, 8.3 assists (sixth in NBA), 1.67 steals (eighth in NBA) and 36.5 minutes in games with New York and Denver ... Scored 20-plus points in 20 games and passed out double digits in assists 30 times ... Counted 27 double-doubles on the season ... In 21 appearances with the Nuggets, all off the bench, averaged 11.5 points, 3.6 rebounds, 6.5 assists and 1.33 steals in 31.6 minutes ... Posted 22 points, 12 assists and a career-high six 3-pointers at New Orleans on March 14 ... Acquired by Denver from New York on Feb. 22 as part of a 13-player trade involving Denver, New York and Minnesota ... Appeared in 54 games (all starts) with the Knicks, averaging 17.1 points, 3.6 rebounds, 9.0 assists and 1.80 steals in 38.4 minutes ... Dished out 14 assists with no turnovers at Portland on Jan. 11 to tie a Knicks franchise record for most assists in a game without a turnover (also done by Jim Clemons, Mark Jackson and Doc Rivers) ... Recorded his first career triple-double with 23 points, 11 assists and a season-high 10 rebounds at Phoenix on Jan. 7 ... Scored a career-high 35 points (13-17 FG) at Golden State on Nov. 19.

**NBA CAREER:** In 474 games (423 starts) with Charlotte, New York and Denver, notched averages of 13.7 points (41.2% FG, 78.6% FT), 3.4 rebounds, 6.7 assists, 1.46 steals and 35.2 minutes ... Netted double figures in scoring, dished five-plus assists and played at least 75 games in all six of his NBA seasons ... **2009-10:** Helped lead Charlotte to its first NBA Playoff berth in franchise history, averaging 12.1 points, 3.6 rebounds, 5.6 assists and 33.0 minutes in 80 games (all starts) ... Shot 60-for-156 from 3-point distance, a career-high 38.5 percent mark ... Among NBA leaders, ranked 19th in assists (5.6), 15th in steals (1.54), 18th in assist-to-turnover ratio (2.65) and 20th in steals-to-turnover ratio (0.73) ... Had six 20-plus scoring games and five games with at least 10 assists ... Led Bobcats in scoring seven times and assists 50 times ... **2008-09:** Played in all 82 Bobcats games (81 starts) and logged a career-high 3,086 total minutes (37.6 minutes per game, 15th in NBA) ... Averaged 14.2 points, 3.8 rebounds, 6.7 assists (13th in NBA) and 1.54 steals (11th in NBA) ... Shot a career-high tying 80.5 percent (219-272) from the foul line ... Collected a career-high 126 total steals ... Had 14 games with 20 or more points ... Counted 10 double-figure assist games ... Led Bobcats in points 18 times and assists 53 times ... **2007-08:** Posted 14.4 points, 3.0 rebounds and 7.4 assists (seventh in NBA) over 37.6 minutes (22nd in the NBA) in 79 games (all starts) ... Notched 13 games of 20-plus points and 19 double-



figure assist contests ... Led Bobcats in scoring eight times and assists on 57 occasions ... **2006-07:** Counted 14.0 points, 3.4 rebounds and 7.0 assists (10th in NBA) over 36.3 minutes in 78 games (75 starts) ... Ranked 14th in NBA with 1.51 steals ... Totaled 11 games with at least 20 points and 13 times finished with double digits in assists ... Charlotte went 9-2 when he posted a points-assists double-double ... Led Bobcats in scoring 13 times and assists 45 times ... Collected a career-high 19 assists at Indiana on Dec. 30 ... Appeared on the Sophomore squad in the 2007 T-Mobile Challenge at NBA All-Star Weekend in Las Vegas, posting 17 points and six assists ... **2005-06:** Averaged 11.9 points, 3.3 rebounds and 5.6 assists (21st in NBA) over 30.1 minutes in 80 games (54 starts) during his rookie campaign in Charlotte ... Named to NBA All-Rookie Second Team and finished fourth in T-Mobile Rookie of the Year voting ... Three-time T-Mobile NBA Eastern Conference Rookie of the Month (February, March and April 2006) ... Posted 11 20-plus scoring games ... Registered double-figures in assists 14 times ... Among NBA rookies, finished fourth in scoring and second in assists ... Led Bobcats in scoring 13 times and assists in 27 games.

**PLAYOFFS:** Played in nine career playoff games (four starts), averaging 11.7 points, 2.1 rebounds, 4.6 assists and 31.3 minutes ... **2011:** Posted 11.6 points, 1.8 rebounds, 4.2 assists and 1.20 steals in 30.4 minutes during five contests off the bench for Denver vs. Oklahoma City ... **2010:** In four games (all starts) with Charlotte, notched averages of 11.8 points, 2.5 rebounds, 5.0 assists and 32.5 minutes ... Scored a playoff career-high 19 points in his first ever playoff contest April 18 at Orlando.

**COLLEGE:** Played three seasons at North Carolina from 2002-05, averaging 12.5 points and 6.9 assists in 101 games ... Became the first player in Tar Heels history to record 1,000 points, 600 assists, 300 rebounds, 150 steals and 100 3-point field goals ... Fourth on Tar Heels list in career assists (698) and second in assists per game (6.9) ... In his final (junior) season, named to the NCAA Final Four All-Tournament Team after helping lead North Carolina to the 2005 NCAA title, averaging 13.7 points and 6.8 assists during the NCAA Tournament ... Named First Team All-ACC, Honorable Mention All-ACC Defensive Team and Third Team Associated Press All-American as a junior ... As a sophomore in 2003-04, led ACC and ranked fifth in the nation with 7.1 assists ... In 2002-03, became first freshman in the school's history to be voted team MVP.

**PERSONAL:** Has two older sisters, Charmaine and Juvonna ... Named Naismith Award winner by the Atlanta Tipoff Club as the 2002 National High School Player of the Year and was also named the Gatorade National Player of the Year ... Led Latta High School to back-to-back state championships and a 104-9 record in his career ... Two-time Mr. Basketball winner in South Carolina ... Broke state career scoring record with 2,992 points ... Helped lead the East to victory in the 2002 McDonald's High School All-America Game at Madison Square Garden ... In high school, played football (quarterback and safety) and baseball (pitcher and shortstop) for two years and ran track (100 meters) for one year ... While a member of the Bobcats, he served as a spokesperson for Big Brothers/Big Sisters of Charlotte ... In conjunction with the Feed the Children Program, he hosted food drives in Charlotte and in his hometown of Latta, SC.

## NBA REGULAR SEASON STATISTICS

SEASON/TEAM	—3-Pt. FG—										—Rebounds—										—Averages—				
	G-GS	MIN	FGM	FGA	PCT.	FGM	FGA	PCT.	FTM	FTA	PCT.	OFF	DEF	TOT	AST	PF-DQ	STL	TO	BLK	PTS	RPG	APG	PPG		
05-06 Charlotte	80	2406	345	883	.391	97	271	.358	161	222	.725	77	188	265	446	181-0	102	182	8	948	3.3	5.6	11.9		
06-07 Charlotte	78	2832	393	1024	.384	103	312	.330	204	256	.797	51	216	267	545	180-1	118	230	10	1093	3.4	7.0	14.0		
07-08 Charlotte	79	2972	412	997	.413	56	200	.280	260	325	.800	37	199	236	583	184-0	96	213	12	1140	3.0	7.4	14.4		
08-09 Charlotte	82	3086	442	1083	.408	59	207	.285	219	272	.805	54	256	310	553	191-1	126	228	30	1162	3.8	6.7	14.2		
09-10 Charlotte	80	2643	388	846	.459	60	156	.385	132	173	.763	53	235	288	446	172-1	123	168	22	968	3.6	5.6	12.1		
10-11 N.Y./Den.	75	2737	427	1005	.425	116	329	.353	194	241	.805	48	221	269	625	150-0	125	221	11	1164	3.6	8.3	15.5		
<b>TOTALS</b>	<b>474</b>	<b>16676</b>	<b>2407</b>	<b>5838</b>	<b>.412</b>	<b>491</b>	<b>1475</b>	<b>.333</b>	<b>1170</b>	<b>1489</b>	<b>.786</b>	<b>320</b>	<b>1315</b>	<b>1635</b>	<b>3198</b>	<b>1058-3</b>	<b>690</b>	<b>1418</b>	<b>93</b>	<b>6475</b>	<b>3.4</b>	<b>6.7</b>	<b>13.7</b>		

## NBA PLAYOFF STATISTICS

SEASON/TEAM	—3-Pt. FG—										—Rebounds—										—Averages—				
	G-GS	MIN	FGM	FGA	PCT.	FGM	FGA	PCT.	FTM	FTA	PCT.	OFF	DEF	TOT	AST	PF-DQ	STL	TO	BLK	PTS	RPG	APG	PPG		
2010 Charlotte	4-4	130	17	42	.405	4	13	.308	9	12	.750	3	7	10	20	8-0	2	6	0	47	2.5	5.0	11.8		
2011 Denver	5-0	152	18	50	.360	4	16	.250	18	24	.750	0	9	9	21	10-0	6	10	0	58	1.8	4.2	11.6		
<b>TOTALS</b>	<b>9-4</b>	<b>282</b>	<b>35</b>	<b>92</b>	<b>.380</b>	<b>8</b>	<b>29</b>	<b>.276</b>	<b>27</b>	<b>36</b>	<b>.750</b>	<b>3</b>	<b>16</b>	<b>19</b>	<b>41</b>	<b>18-0</b>	<b>8</b>	<b>16</b>	<b>0</b>	<b>105</b>	<b>2.1</b>	<b>4.6</b>	<b>11.7</b>		

# ARMON JOHNSON

# 1

GUARD • 6'3" • 195 LBS.

**BIRTHDATE** FEBRUARY 23, 1989

**BIRTHPLACE** CHICAGO, ILL.

**HIGH SCHOOL** HUG (RENO, NEV.)

**COLLEGE** NEVADA

**NBA EXPERIENCE** ONE SEASON

**W/ TRAIL BLAZERS** ONE SEASON

## CAREER HIGHS

**PTS.** 12 (TWICE)

**REB.** 4 (TWICE)

**AST.** 5 (AT MILWAUKEE, 11/2/10)

## biography

**HOW ACQUIRED/DRAFT BACKGROUND:** Selected by Portland in the second round (34th pick overall) of the 2010 NBA Draft.

**2010-11 SEASON:** Played in 38 contests, averaging 2.9 points and 1.2 assists in 7.3 minutes ... Tied career high with 12 points April 13 at Golden State ... In nine games over two stints with D-League's Idaho Stampede, averaged 18.2 points (59.7% FG), 4.2 rebounds and 3.0 assists ... Played seven games for Stampede from Feb. 4-21 ... Racked up 27 points on 12-of-20 shooting Feb. 16 against Bakersfield (D-League) ... Made two appearances with Stampede from Jan. 28-29 ... Scored 23 points (10-11 FG) in 24 minutes off the bench in his second game with Stampede on Jan. 29 vs. Fort Wayne (D-League) ... Set career high with 12 points Nov. 7 at L.A. Lakers ... Scored 10 points for the second straight game on 4-for-4 shooting from the field and added a career-best five assists Nov. 2 at Milwaukee ... Shot 4-for-8 from the field for 10 points Nov. 1 at Chicago ... Scored six points, all in the fourth quarter, in NBA debut Oct. 26 vs. Phoenix.

**PLAYOFFS: 2011:** Appeared in two contests, grabbing one rebound for the Trail Blazers.

**COLLEGE:** Played three seasons for Nevada from 2007-10, posting averages of 14.3 points (46.7% FG, 28.9%

3-PT, 75.0% FT), 3.7 rebounds, 4.4 assists and 32.7 minutes in 101 games (99 starts) ... Led team in assists in each of his three years and finished his three-year career ranked fourth in career assists at Nevada with 445 ... Became just the sixth player in school history to turn in at least 1,000 points and 250 career assists ... Ranks ninth in career scoring at Nevada with 1,441 points ... **2009-10:** Gained Second Team All-WAC honors as a junior ... Led team in assists (5.6) while ranking second in scoring (15.7) and third in field goal percentage (49.5%) ... Started all 34 of the team's games, scoring in double figures 31 times, including six games with 20 points or more ... Led the WAC and ranked 22nd in the nation in assists per game ... His 189 assists ranked fifth on the Nevada single-season chart ... Scored a season-high 30 points on 13-for-21 shooting against BYU ... Dished a career-high 12 assists twice ... **2008-09:** Earned First Team All-WAC honors and was named to the WAC All-Tournament team as a sophomore ... Led team in assists (4.3) while ranking second in scoring (15.5) ... Finished seventh in the WAC in scoring ... Led the squad in assists and ranked fifth in the conference ... Paced team in scoring 12 times on the year ... Started 33 of the team's 34 games, scoring in double figures 25 times, including 10 games of 20-plus points ... Scored a career-high 33 points on 11-for-21 shooting against California

[Click here to return to table of contents](#)

... **2007-08:** Named WAC Freshman of the Year ... Led team in assists (3.4) while ranking fourth in points (11.5) and rebounds (4.0) ... Started 32 of the team's 33 games, scoring in double figures 21 times, including four games with at least 20 points ... Second on team in minutes played with 31.2 per game ... Led team and ranked seventh in the WAC with 3.4 assists per game ... Ranked sixth in the league in assist-to-turnover ratio with a mark of 1.42.

**HIGH SCHOOL:** Named the Northern 4A Regional Co-Player of the Year in each of his last two years at Hug High School ... Finished his career tied for the all-time scoring lead in the state of Nevada with 2,616 career points, a

record later broken by Nevada and Portland teammate Luke Babbitt.

**PERSONAL:** Led Portland's 2010 Summer League entry with 33.2 minutes per game, averaging 11.6 points (fourth on team), 2.6 rebounds, 4.2 assists (second on team) and a team-high 2.20 steals in five games (all starts) ... Son of Camella Riley ... Has an older sister, Caprina ... Majored in human development and family studies at Nevada ... Heavily involved in Boys & Girls Club leadership program while in college ... Originally from Chicago but attended high school in Reno, Nev. ... Has a dog named Uno.



## NBA REGULAR SEASON STATISTICS

SEASON/TEAM	—3-Pt. FG—										—Rebounds—							—Averages—					
	G-GS	MIN	FGM	FGA	PCT.	FGM	FGA	PCT.	FTM	FTA	PCT.	OFF	DEF	TOT	AST	PF-DQ	STL	TO	BLK	PTS	RPG	APG	PPG
10-11 Portland	38-0	277	46	101	.455	5	12	.417	13	22	.591	11	25	36	45	31-0	5	38	1	110	0.9	1.2	2.9
<b>TOTALS</b>	<b>38-0</b>	<b>277</b>	<b>46</b>	<b>101</b>	<b>.455</b>	<b>5</b>	<b>12</b>	<b>.417</b>	<b>13</b>	<b>22</b>	<b>.591</b>	<b>11</b>	<b>25</b>	<b>36</b>	<b>45</b>	<b>31-0</b>	<b>5</b>	<b>38</b>	<b>1</b>	<b>110</b>	<b>0.9</b>	<b>1.2</b>	<b>2.9</b>

## NBA PLAYOFF STATISTICS

SEASON/TEAM	—3-Pt. FG—										—Rebounds—							—Averages—					
	G-GS	MIN	FGM	FGA	PCT.	FGM	FGA	PCT.	FTM	FTA	PCT.	OFF	DEF	TOT	AST	PF-DQ	STL	TO	BLK	PTS	RPG	APG	PPG
2011 Portland	2-0	0	0	0	---	0	0	---	0	0	---	0	1	1	0	0-0	0	0	0	0	0.5	0.0	0.0
<b>TOTALS</b>	<b>2-0</b>	<b>0</b>	<b>0</b>	<b>0</b>	<b>---</b>	<b>0</b>	<b>0</b>	<b>---</b>	<b>0</b>	<b>0</b>	<b>---</b>	<b>0</b>	<b>1</b>	<b>1</b>	<b>0</b>	<b>0-0</b>	<b>0</b>	<b>0</b>	<b>0</b>	<b>0</b>	<b>0.5</b>	<b>0.0</b>	<b>0.0</b>



# CHRIS JOHNSON 17

CENTER • 6'11" • 210 LBS.

**BIRTHDATE** JULY 17, 1985

**BIRTHPLACE** WASHINGTON, D.C.

**HIGH SCHOOL** LAURINBURG PREP (LAURINBURG, N.C.)

**COLLEGE** LSU

**NBA EXPERIENCE** ONE SEASON

**W/ TRAIL BLAZERS** ONE SEASON

## CAREER HIGHS

**PTS.** 8 (AT GOLDEN STATE, 4/13/11)

**REB.** 13 (AT GOLDEN STATE, 4/13/11)

**AST.** 1 (THREE TIMES)

## biography

**HOW ACQUIRED/DRAFT BACKGROUND:** Signed with Portland as a free agent on March 14, 2011.

**2010-11 SEASON:** Saw action in 10 games with Portland, averaging 2.7 points and 2.7 rebounds in 10.6 minutes per game ... Played 14 games on the season for Portland and Boston combined, averaging 2.4 points, 2.3 rebounds and 9.9 minutes ... Played eight games for the Trail Blazers from March 17-April 13, averaging 2.9 points and 2.9 rebounds in 11.3 minutes ... Notched career highs of eight points and 13 rebounds April 13 at Golden State ... In four games for Boston from Feb. 24-March 4, he averaged 1.5 points and 1.3 rebounds in 8.0 minutes ... Averaged 2.0 points, 2.0 rebounds and 8.2 minutes in two games with the Trail Blazers from Feb. 1-2 ... In 35 games with the Dakota Wizards of the NBA Development League, averaged 16.2 points, 9.2 rebounds, 1.3 assists and 2.8 blocks per game ... Recorded season highs of 34 points (Jan. 22 vs. Rio Valley), 16 rebounds (twice, last Dec. 31 vs. Iowa) and eight blocks (twice, last Jan. 6 at Maine) ... Honored as the NBA Development League's Defensive Player of the Year in 2010-11 ... Named to the 2011 NBA Development League All-Star Game and tallied 10 points (5-9 FG), two rebounds, two assists and two blocks in

20 minutes of action ... Participated in the NBA D-League Showcase Dunk Contest, finishing second.

**PLAYOFFS: 2011:** Appeared in four games for Portland, totaling four points, five rebounds and two blocks in 19 combined minutes.

**COLLEGE:** Played four seasons for LSU, averaging 7.2 points (48.8% FG), 5.2 rebounds and 2.00 blocks in 88 games ... Posted collegiate bests of 7.2 rebounds and 2.71 blocks during his senior season in 2008-09 ... His 2.71 blocks per contest in 2008-09 ranked ninth nationally and second in the SEC ... Ninth in the SEC in rebounding (7.2) in 2008-09 ... Named to the SEC All-Defensive Team as a senior ... A 2009 All-Louisiana Third Team selection in 2009 ... Started all 35 Tigers games in 2008-09 ... Averaged 10.0 points (8-14 FG), 6.0 rebounds and 4.0 blocks in two 2009 NCAA Tournament games ... Notched a career-best 11.6 points (52.5% FG) as a junior ... Recorded 29 career double-doubles.

**PERSONAL:** Has one brother, Joe Posey ... Married and has a pet Yorkie ... Counts video games as his favorite hobby and NBA 2K12 as his game of choice ... His favorite athlete of all-time is Deion Sanders.

## NBA REGULAR SEASON STATISTICS

SEASON/TEAM	G-GS	MIN	FGM	FGA	PCT.	—3-Pt. FG—			FTM	FTA	PCT.	—Rebounds—					—Averages—						
						FGM	FGA	PCT.				OFF	DEF	TOT	AST	PF-DQ	STL	TO	BLK	PTS	RPG	APG	PPG
10-11 Por/Bos	14-1	139	9	21	.429	0-0	---	15	20	.750	12	20	32	3	21	0	3	10	9	33	2.3	0.2	2.4
<b>TOTALS</b>	<b>14-1</b>	<b>139</b>	<b>9</b>	<b>21</b>	<b>.429</b>	<b>0-0</b>	<b>---</b>	<b>15</b>	<b>20</b>	<b>.750</b>	<b>12</b>	<b>20</b>	<b>32</b>	<b>3</b>	<b>21</b>	<b>0</b>	<b>3</b>	<b>10</b>	<b>9</b>	<b>33</b>	<b>2.3</b>	<b>0.2</b>	<b>2.4</b>

## NBA PLAYOFF STATISTICS

SEASON/TEAM	G-GS	MIN	FGM	FGA	PCT.	—3-Pt. FG—			FTM	FTA	PCT.	—Rebounds—					—Averages—						
						FGM	FGA	PCT.				OFF	DEF	TOT	AST	PF-DQ	STL	TO	BLK	PTS	RPG	APG	PPG
2011 Portland	4-0	19	1	11	0.000	0	0	---	2	2	1.000	0	5	5	0	3-0	0	0	2	4	1.3	0.0	1.0
<b>TOTALS</b>	<b>4-0</b>	<b>19</b>	<b>1</b>	<b>11</b>	<b>0.000</b>	<b>0</b>	<b>0</b>	<b>---</b>	<b>2</b>	<b>2</b>	<b>1.000</b>	<b>0</b>	<b>5</b>	<b>5</b>	<b>0</b>	<b>3-0</b>	<b>0</b>	<b>0</b>	<b>2</b>	<b>4</b>	<b>1.3</b>	<b>0.0</b>	<b>1.0</b>



# TRAIL BLAZERS FAN SHOP

---

**CHECK OUT WHAT'S NEW!**

**Expanded Men's, Women's and Youth sections**

**Novelties Galore**

**FREE ON-SITE PARKING**

Located in the Rose Garden Arena next to the North arena entrance

**Monday-Friday 11am - 3pm**

**[trailblazersFANSHOP.com](http://trailblazersFANSHOP.com)**





# WESLEY MATTHEWS 2

GUARD • 6'5" • 220 LBS.

**BIRTHDATE** OCTOBER 14, 1986

**BIRTHPLACE** SAN ANTONIO, TEXAS

**HIGH SCHOOL** MEMORIAL (MADISON, WIS.)

**COLLEGE** MARQUETTE

**NBA EXPERIENCE** TWO SEASONS

**W/ TRAIL BLAZERS** ONE SEASON

## CAREER HIGHS

**PTS.** 36 (AT MINNESOTA, 1/7/11)

**REB.** 10 (VS. DENVER, 11/18/10)

**AST.** 9 (VS. INDIANA, 1/22/11)

## biography

**HOW ACQUIRED/DRAFT BACKGROUND:** Signed with Portland as a free agent on July 21, 2010.

**2010-11 SEASON:** Posted averages of 15.9 points (second on team), 3.1 rebounds, 2.0 assists, 1.24 steals (third on team) and 33.6 minutes in 82 games (69 starts) ... Was the only Trail Blazer to appear in every game ... Led all NBA sophomores in 3-pointers made (154) and shot 40.7 percent from downtown ... Led team in scoring on 22 occasions (inc. ties) ... Netted 20-plus points 26 times, including four games with 30 points or more ... Became the first Trail Blazer to sink at least three 3-pointers in five straight games (March 11-19) since Damon Stoudamire (seven games, Feb. 1-13, 2005) ... Dished out a career-high nine assists Jan. 22 against Indiana ... Netted a career-high 36 points (10-18 FG, 9-9 FT) on a career-best seven 3-pointers (of 10) Jan. 7 in Minnesota ... His seven 3-pointers in the first half on Jan. 7 at Minnesota set a new franchise record for 3-pointers in a half (6, Cliff Robinson, 3/28/97 vs. Vancouver) ... Registered first double-double of his career with 20 points and a career-high 10 rebounds Nov. 18 vs. Denver ... Tallied 30 points Nov. 16 at Memphis in first start of the season.

**NBA CAREER:** In two years with Portland and Utah, posted averages of 12.6 points (40.0% 3-PT), 2.7 rebounds, 1.8 assists, 1.01 steals and 29.2 minutes in 164 games (117 starts) ... Is the only 2009-10 NBA rookie to appear in all 164 games in his first two seasons ... **2009-10:** Appeared in all 82 games (48 starts) for the Utah Jazz, posting averages of 9.4 points (48.3% FG, 38.2% 3-PT,

82.9% FT), 2.3 rebounds, 1.5 assists and 0.78 steals in 24.7 minutes ... As a rookie, was one of two Jazz players to appear in every game ... Started each of the team's last 29 regular season contests, helping Utah to a 19-10 record over that stretch ... Among NBA rookies, ranked ninth in scoring, seventh in field goal percentage, seventh in 3-point percentage, third in free throw percentage, 10th in steals and 10th in minutes.

**PLAYOFFS:** Appeared in 16 postseason games (all starts) with Portland and Utah, averaging 13.1 points (36.5% 3-PT, 82.1% FT), 3.2 rebounds, 1.4 assists and 1.38 steals in 35.8 minutes ... **2011:** Notched averages of 13.0 points (38.1% 3-PT, 84.2% FT), 1.2 rebounds and 1.0 assist in six starts with the Trail Blazers ... Scored a playoff career-high 25 points while tying a team record for treys in a quarter (four in the first quarter) April 21 vs. Dallas ... **2010:** Started all 10 postseason games for the Jazz, averaging 13.2 points (38.6% FG, 81.3% FT), 4.4 rebounds, 1.7 assists and 1.80 steals in 37.1 minutes per contest ... Recorded 23 points (13-15 FT in Utah's First Round series-clinching Game 6 win April 30 at Denver.

**COLLEGE:** In four years at Marquette from 2005-09, averaged 13.2 points (44.4% FG, 34.1% 3-PT, 79.9% FT), 4.9 rebounds, 2.1 assists, 1.22 steals and 30.2 minutes in 127 games (117 starts) ... Marquette's all-time leader in free throws made (549) ... Ranks eighth in scoring (1,673) and third in games played (127) in school history ... Started every Marquette game in each of his final three seasons ... **2008-09:** Selected to the All-Big East Second

Team ... Started all 35 games and averaged career bests with 18.3 points, 5.7 rebounds, 2.5 assists, 1.23 steals and 34.0 minutes ... Talled career highs with 30 points and 15 free throws made Dec. 16 at Tennessee ... **2007-08:** Started all 35 games, averaging 11.3 points, 4.4 rebounds, 1.7 assists, 0.97 steals and 28.8 minutes ... Recorded double-digit scoring efforts 25 times ... **2006-07:** Started all 34 games, averaging 12.6 points, 5.3 rebounds, 2.2 assists, 1.44 steals and 31.2 minutes ... Posted double-figure scoring outputs in 25 contests ... **2005-06:** Started 13 of 23 games in which he appeared, averaging 9.0 points, 4.0 rebounds, 2.2 assists, 1.26 steals and 24.9 minutes ... Talled 11 double-digit scoring efforts ... Missed time due to a stress fracture in his right foot.

**PERSONAL:** Undrafted in 2009, Matthews signed with Utah on Sept. 25, 2009 ... His mother, Pam Moore, was a two-sport athlete and track standout at the University of Wisconsin and was inducted into the school's hall of fame in September 2006 ... His father, Wes Matthews, played basketball at Wisconsin and spent nine years in the NBA with six different teams from 1980-90 ... During Thanksgiving 2011, joined his mother in delivering food boxes to Police Activities League families ... Teamed up with Fred Meyer and fans to collect more than 800 coats during the winter ... Spokesperson for Big Brothers/Big Sisters Columbia Northwest Sports Buddies program ... Majored in advertising at Marquette ... Has a dog named Cash.



## NBA REGULAR SEASON STATISTICS

SEASON/TEAM	G-GS	MIN	FGM	FGA	PCT.	—3-Pt. FG—			—Rebounds—					—Averages—									
						FGM	FGA	PCT.	FTM	FTA	PCT.	OFF	DEF	TOT	AST	PF-DQ	STL	TO	BLK	PTS	RPG	APG	PPG
09-10 Utah	82-48	2025	273	565	.483	63	165	.382	160	193	.829	50	141	191	124	152-0	64	93	15	769	2.3	1.5	9.4
10-11 Portland	82-69	2758	440	979	.449	154	378	.407	266	315	.844	48	210	258	164	195-2	102	138	9	1300	3.1	2.0	15.9
<b>TOTALS</b>	<b>164-117</b>	<b>4783</b>	<b>713</b>	<b>1544</b>	<b>.462</b>	<b>217</b>	<b>543</b>	<b>.400</b>	<b>426</b>	<b>508</b>	<b>.839</b>	<b>98</b>	<b>351</b>	<b>449</b>	<b>288</b>	<b>347-2</b>	<b>166</b>	<b>231</b>	<b>24</b>	<b>2069</b>	<b>2.7</b>	<b>1.8</b>	<b>12.6</b>

## NBA PLAYOFF STATISTICS

SEASON/TEAM	G-GS	MIN	FGM	FGA	PCT.	—3-Pt. FG—			—Rebounds—					—Averages—									
						FGM	FGA	PCT.	FTM	FTA	PCT.	OFF	DEF	TOT	AST	PF-DQ	STL	TO	BLK	PTS	RPG	APG	PPG
2010 Utah	10-10	371	39	101	.386	15	42	.357	39	48	.813	10	34	44	17	34-0	18	15	5	132	4.4	1.7	13.2
2011 Portland	6-6	202	27	57	.474	8	21	.381	16	19	.842	2	5	7	6	15-0	4	7	1	78	1.2	1.0	13.0
<b>TOTALS</b>	<b>16-16</b>	<b>573</b>	<b>66</b>	<b>158</b>	<b>.418</b>	<b>23</b>	<b>63</b>	<b>.365</b>	<b>55</b>	<b>67</b>	<b>.821</b>	<b>12</b>	<b>39</b>	<b>51</b>	<b>23</b>	<b>49-0</b>	<b>22</b>	<b>22</b>	<b>6</b>	<b>210</b>	<b>3.2</b>	<b>1.4</b>	<b>13.1</b>



# GREG ODEN

CENTER • 7'0" • 270 LBS.

# 52

**BIRTHDATE** JANUARY 22, 1988  
**BIRTHPLACE** BUFFALO, N.Y.  
**HIGH SCHOOL** LAWRENCE NORTH (INDIANAPOLIS)  
**COLLEGE** OHIO STATE  
**NBA EXPERIENCE** TWO SEASONS  
**W/ TRAIL BLAZERS** TWO SEASONS

## CAREER HIGHS

**PTS.** 24 (TWICE)  
**REB.** 20 (VS. MIAMI, 12/1/09)  
**AST.** 3 (THREE TIMES)

# biography

**HOW ACQUIRED/DRAFT BACKGROUND:** Selected by Portland in the first round (first pick overall) of the 2007 NBA Draft.

**2010-11 SEASON:** Underwent successful microfracture surgery on his left knee Nov. 19 and missed the entire 2010-11 season.

**NBA CAREER:** Played in 82 games (60 starts), averaging 9.4 points (57.7% FG), 7.3 rebounds and 1.43 blocks in 22.1 minutes ... Notched 21 double-doubles ... Grabbed double digits in rebounds in 26 games ... **2009-10:** Posted averages of 11.1 points, 8.5 rebounds, 0.9 assists, 2.29 blocks and 23.9 minutes in 21 games (all starts) ... Underwent surgery on Dec. 6 after fracturing his left patella Dec. 5 vs. Houston and missed the remainder of the year ... In 20 games before the injury, ranked fourth in league in field goal shooting (60.5%) and second in blocks ... His 15.6 scoring average from Nov. 20-Dec. 1 was the highest in any seven-game stretch of his career ... Scored in double digits 12 times ... Posted five double-doubles ... Team leader in rebounding and offensive rebounding (3.0) ... Grabbed 10 or more rebounds in eight contests ... Led team in rebounds eight times and blocks on 16 occasions (inc. ties) ... Counted career highs of 20 rebounds and 11 offensive rebounds, tied for the most offensive boards by a Trail Blazer in franchise history, Dec. 1 vs. Miami ... Notched a career-high tying 24 points (7-8 FG, career-high 10-12 FT) to go with 12 rebounds Nov. 23 vs. Chicago ...

**2008-09:** Posted averages of 8.9 points, 7.0 rebounds, 0.5 assists and 21.5 minutes in 61 games (39 starts) ... Placed second on squad in blocks with 1.15 per game ... Led Portland in rebounds 20 times (inc. ties) ... Placed fifth among all NBA rookies and second on team with 16 double-doubles ... Scored 10-plus points 29 times, including two games of 20 points or more ... Grabbed 10-plus rebounds 18 times ... Had eight games of three blocked shots or more ... Named to the 2009 T-Mobile Rookie Challenge & Youth Jam at All-Star Weekend ... Recorded 17 points (7-11 FG) and 12 rebounds (six off.) to go with a career-high six blocks Feb. 8 vs. New York ... Counted a career-high tying 24 points (9-14 FG) and 15 rebounds vs. Milwaukee on Jan. 19 ... Missed the first 14 games after the All-Star break with a bone chip in his left knee ... Sat out six games from Oct. 31-Nov. 10 with a right foot sprain ... **2007-08:** Missed the 2007-08 season after undergoing microfracture surgery on his right knee on Sept. 13, 2007.

**PLAYOFFS:** **2009:** Appeared in all six games for Portland, averaging 5.0 points (11-21 FG), 4.3 rebounds and 16.0 minutes ... Netted a playoff career-high 15 points (6-7 FG) on April 18 vs. Houston in his first career postseason contest.

**COLLEGE:** **2006-07:** Named to the Associated Press All-America First Team ... Was the first Ohio State player to earn that honor since former Trail Blazer Jim Jackson in 1991-92 ... Named a 2007 Wooden All-American ... Honored as the

[Click here to return to table of contents](#)

NABC National Defensive Player of the Year and Pete Newell Big Man of the Year ... Named Big Ten Freshman of the Year, Defensive Player of the Year, and was selected First Team All-Big Ten by the coaches and media ... Averaged 15.7 points, 9.6 rebounds and 3.3 blocks for the Buckeyes ... Led team in scoring, rebounding and blocked shots ... Missed team's first seven games recovering from right wrist surgery ... Due to the injury, he shot the majority of his free throws with his off-hand at a 62.8 percent clip ... Reached double figures in rebounds 15 times, including five games with at least 15 boards ... Posted 14 double-doubles ... Scored 20-plus points five times ... Logged 16.1 points, 9.3 rebounds and 3.5 blocks in six NCAA Tournament games, despite averaging just 27.5 minutes a contest ... Reached a double-double in three NCAA Tournament contests ... Came through with 25 points, 12 rebounds and four blocked shots against Florida in the NCAA National Championship Game ... Blocked four or more shots 17 times, including a career-high seven blocks in a Feb. 6 win over Michigan.

**HIGH SCHOOL:** Named 2006 Naismith Prep Player of the Year, awarded annually since 1987 to the best high school player in the nation ... Joined Damon Bailey (1990) as the only Indiana honorees ... Two-time Gatorade Indiana and National Player of the Year (2005, 2006) ... Only the second player to repeat as Gatorade National Player of the Year, joining LeBron James ... Two-time USA Today and Parade Magazine Player of the Year ... Named 2006 McDonald's High School All-American Player of the Year and played in the McDonald's All-American game ... Associated Press First Team All-Indiana in 2004, 2005 and 2006 ... National High School Coaches Association Player of the Year in 2006 ... Arthur L. Trestler Mental Attitude Award winner (Indiana) in 2006 ... Nation's No. 1 rated player by SI.com in 2006 ... Named Indiana Mr. Basketball by the Indianapolis Star in 2006 ... Named Co-MVP for the West in the Roundball Classic ... Tallied 1,873 points, 1,058 rebounds and 341 blocked shots in high school, leading Lawrence North to three consecutive Class 4A state titles and a 103-7 overall record, including a 24-1 mark in the postseason.

**PERSONAL:** Son of Zoe and Greg Oden, Sr. ... Selected to 2009 USA Basketball Men's Select team ... Played on the same high school AAU team (Spiece Indy Heat) with NBA players Josh McRoberts, Mike Conley, Jr. and Daequan Cook ... Was the homecoming king his senior year of high school ... If he wasn't in the NBA, Oden would like to become a dentist ... In school, his favorite subject was math ... Was on the cover of College Hoops 2K8 video game ... His community platform is "Team Oden" in conjunction with Oregon Mentors ... Surpassed goal of accumulating 40,000 mentors in December 2010 ... Partnered with VIZ Media to develop SLAM DUNK, a basketball-themed comic book to be donated to Oden's charity, Oregon Mentors ... Played the piano at the 2008 ESPY Awards ... Spoke at Helping America's Youth conference in March of 2008 in Portland.

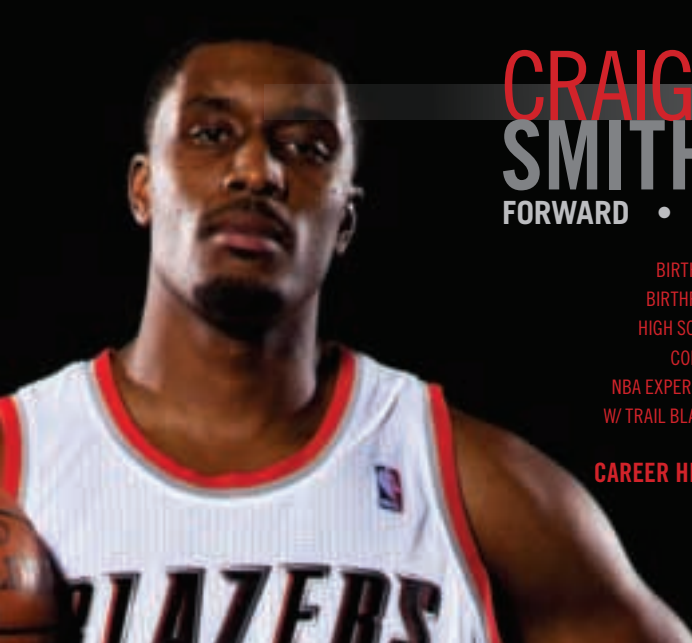


## NBA REGULAR SEASON STATISTICS

SEASON/TEAM	G-GS	MIN	FGM	FGA	PCT.	—3-Pt. FG—			—Rebounds—					—Averages—									
						FGM	FGA	PCT.	FTM	FTA	PCT.	OFF	DEF	TOT	AST	PF-DQ	STL	TO	BLK	PTS	RPG	APG	PPG
08-09 Portland	61-39	1314	198	351	.564	0	0	---	144	226	.637	169	255	424	31	2384	25	87	69	540	7.0	0.5	8.9
09-10 Portland	21-21	502	92	152	.605	0	0	---	49	64	.766	64	114	178	19	84-1	8	39	48	233	8.5	0.9	11.1
<b>TOTALS</b>	<b>82-60</b>	<b>1816</b>	<b>290</b>	<b>503</b>	<b>.577</b>	<b>0</b>	<b>0</b>	<b>---</b>	<b>193</b>	<b>290</b>	<b>.666</b>	<b>233</b>	<b>369</b>	<b>602</b>	<b>50</b>	<b>322-5</b>	<b>33</b>	<b>126</b>	<b>117</b>	<b>773</b>	<b>7.3</b>	<b>0.6</b>	<b>9.4</b>

## NBA PLAYOFF STATISTICS

SEASON/TEAM	G-GS	MIN	FGM	FGA	PCT.	—3-Pt. FG—			—Rebounds—					—Averages—									
						FGM	FGA	PCT.	FTM	FTA	PCT.	OFF	DEF	TOT	AST	PF-DQ	STL	TO	BLK	PTS	RPG	APG	PPG
2009 Portland	6-0	96	11	21	.524	0	0	---	8	12	.667	11	15	26	0	27-1	2	8	5	30	4.3	0.0	5.0
<b>TOTALS</b>	<b>6-0</b>	<b>96</b>	<b>11</b>	<b>21</b>	<b>.524</b>	<b>0</b>	<b>0</b>	<b>---</b>	<b>8</b>	<b>12</b>	<b>.667</b>	<b>11</b>	<b>15</b>	<b>26</b>	<b>0</b>	<b>27-1</b>	<b>2</b>	<b>8</b>	<b>5</b>	<b>30</b>	<b>4.3</b>	<b>0.0</b>	<b>5.0</b>



# CRAIG SMITH

FORWARD • 6'7" • 265 LBS.

# 83

**BIRTHDATE** NOVEMBER 10, 1983  
**BIRTHPLACE** INGLEWOOD, CALIF.  
**HIGH SCHOOL** FAIRFAX (LOS ANGELES)  
**COLLEGE** BOSTON COLLEGE  
**NBA EXPERIENCE** FIVE SEASONS  
**W/ TRAIL BLAZERS** NONE

## CAREER HIGHS

**PTS.** 36 (MINN AT WASH, 12/11/07)  
**REB.** 13 (TWICE)  
**AST.** 5 (FOUR TIMES)

## biography

**HOW ACQUIRED/DRAFT BACKGROUND:** Signed with Portland as a free agent on Dec. 17, 2011. Originally selected by the Minnesota Timberwolves in the second round (36th pick overall) of the 2006 NBA Draft.

**2010-11 SEASON:** Averaged 5.4 points, 2.4 rebounds, 0.6 assists and 12.2 minutes in 48 games (no starts) with the Los Angeles Clippers ... Shot 55.3 percent (104-188) from the field ... Led team in steals and blocked shots four times ... Scored 10-plus points eight times ... Did not play from Dec. 20-Feb. 16 due to a herniated disc ... Scored a season-high 18 points (8-9 FG) Nov. 5 at Denver ... Grabbed a season-high six rebounds five times ... Tallied 16 points (6-6 FG), four rebounds and two assists Nov. 10 at San Antonio.

**NBA CAREER:** Holds averages of 8.2 points, 4.1 rebounds, 0.9 assists and 17.9 minutes in 356 games (49 starts) over five seasons with Minnesota and the L.A. Clippers ... **2009-10:** In his first season with the Clippers, posted averages of 7.8 points, 3.8 rebounds and 1.1 assists in 75 games (two starts) ... Led team in scoring three times and rebounds twice ... Notched one double-double and scored 20-plus points twice ... Scored 10-plus 19 times ... Counted season highs with 25 points and 10 rebounds March 25 at Houston ... **2008-09:** Averaged a career-high 10.1 points to go with 3.8 rebounds in 74 games (31 starts) in his third and final season with Minnesota ... Shot 56.2 percent from the floor ... Finished the season averaging 14.7 points and 6.0 rebounds in his last 15 appearances ... Missed four

games (Feb. 4-10) after suffering a fractured rib Feb. 3 at Indiana, and sat out four more games due to a strained right calf ... Scored 20-plus six times ... Notched a season-high 24 points to go with eight rebounds April 13 at Dallas ... **2007-08:** In 77 games (11 starts) with the Timberwolves, averaged 9.4 points, 4.6 rebounds and 20.1 minutes ... Shot 56.3 percent from the floor ... Poured in a career-high 36 points Dec. 11 at Washington, becoming one of 20 players in team history to tally 35-plus points in a game ... Tallied 30 points and 10 rebounds Dec. 15 at Milwaukee, one of four games with 20-plus points ... **2006-07:** In his rookie year with Minnesota, averaged 7.4 points, 5.1 rebounds and 18.7 minutes in 82 games (five starts) ... Named to the All-Rookie Second Team ... Finished the season by starting the last five games, averaging 12.0 points and 10.0 rebounds in that span ... One of just three NBA rookies to play in all 82 games ... Ranked fourth among rookie qualifiers in scoring (7.4 ppg) and third in rebounds (5.1 rpg), while shooting 53.1 percent from the floor.

**COLLEGE:** Averaged 18.1 points (55.8% FG), 8.6 rebounds, 1.9 assists and 1.42 steals in 130 games (127 starts) over a four-year career at Boston College ... Finished his Eagles career ranked first on the school's all-time rebounding list with 1,114 boards and second in scoring with 2,349 points ... Scored 122 points in seven career NCAA Tournament games ... In his senior year, earned All-Atlantic Coast Conference First Team honors, and named to the Associated Press All-America Third Team

[Click here to return to table of contents](#)



and All-America Second Team by the National Association of Basketball Coaches ... Earned All-Big East First Team honors, as well as All-America Third Team honors from the NABC and the USBWA his junior year ... As a sophomore, earned All-Big East First Team honors and captured All-Tournament honors at the 2004 Big East Championship ... Named to the Big East All-Conference Second Team and Big East All-Rookie First Team his freshman year.

**PERSONAL:** Nicknamed "The Rhino" ... Is the first player in NBA history to wear No. 83 ... Grew up in Inglewood, Calif. ... Averaged 23.4 points and

11.0 rebounds as a high school senior at Fairfax (Los Angeles) ... Appeared in an episode of "Entourage" ... Hosts an annual Christmas party for underprivileged kids in Los Angeles ... Received the 2009-10 Kia Community Assist Award, given to the Clippers player with the most community outreach ... Took part in the Clippers Teamwork at the Table Thanksgiving event at St. Joseph Center in Venice, where he helped distribute food baskets and turkeys to more than 300 families ... Partnered with Feed the Children to help feed families in the Los Angeles area.



## NBA REGULAR SEASON STATISTICS

SEASON/TEAM	G-GS	MIN	FGM	FGA	PCT.	—3-Pt. FG—					—Rebounds—					—Averages—							
						FGM	FGA	PCT.	FTM	FTA	PCT.	OFF	DEF	TOT	AST	PF-DQ	STL	TO	BLK	PTS	RPG	APG	PPG
06-07 Minnesota	82-5	1537	246	463	.531	0	6	.000	116	186	.624	149	267	416	49	223-2	51	74	18	608	5.1	0.6	7.4
07-08 Minnesota	77-11	1547	297	528	.563	0	9	.000	133	200	.665	123	230	353	60	217-0	36	89	17	727	4.6	0.8	9.4
08-09 Minnesota	74-31	1460	289	514	.562	0	1	.000	168	248	.677	98	186	284	79	184-4	31	105	19	746	3.8	1.1	10.1
09-10 LAC	75-2	1232	226	397	.569	1	5	.200	132	208	.635	97	190	287	84	194-0	33	88	25	585	3.8	1.1	7.8
10-11 LAC	48-0	586	104	188	.553	0	5	.000	50	68	.735	43	74	117	31	84-0	16	33	7	258	2.4	0.6	5.4
<b>TOTALS</b>	<b>356-49</b>	<b>6362</b>	<b>1162</b>	<b>2090</b>	<b>.556</b>	<b>1</b>	<b>26</b>	<b>.038</b>	<b>599</b>	<b>910</b>	<b>.658</b>	<b>510</b>	<b>947</b>	<b>1457</b>	<b>303</b>	<b>902-6</b>	<b>167</b>	<b>389</b>	<b>86</b>	<b>2924</b>	<b>4.1</b>	<b>0.9</b>	<b>8.2</b>



# NOLAN SMITH

# 4

GUARD • 6'2" • 185 LBS.

**BIRTHDATE** JULY 25, 1988

**BIRTHPLACE** LOUISVILLE, KY.

**HIGH SCHOOL** OAK HILL ACADEMY (MOUTH OF WILSON, VA.)

**COLLEGE** DUKE

**NBA EXPERIENCE** NONE

**W/ TRAIL BLAZERS** NONE

## biography

**HOW ACQUIRED/DRAFT BACKGROUND:** Selected by Portland in the first round (21st pick overall) of the 2011 NBA Draft.

**COLLEGE:** Averaged 13.4 points (44.8% FG, 36.8% 3-PT, 80.0% FT), 2.8 rebounds, 2.8 assists, 0.98 steals and 26.9 minutes in 143 games (97 starts) as a member of the Duke Blue Devils ... His 143 games played are tied for seventh most in school history ... Scored in double figures 90 times and hit the 20-point mark in 38 games ... Ranked 17th on Duke's all-time scoring list with 1,911 career points and ninth in career free throw percentage (80.0%) ... **2010-11:** Averaged 20.6 points (45.8% FG, 35.0% 3-PT, 81.3% FT), 4.5 rebounds, 5.1 assists and 1.22 steals in 37 games (all starts) for Duke ... One of two players in the NCAA to average at least 20.0 points and 5.0 assists per game ... Picked as a First Team All-American by the Associated Press, NABC State Farm Coaches, USBWA and CBSSports.com in 2011 ... Was a finalist for the Naismith Trophy, Wooden Award, Oscar Robertson Trophy and Bob Cousy Award ... Became the 12th player in Duke's history to win Atlantic Coast Conference Player of the Year, and the 11th player in school history to lead the ACC in scoring ... Awarded ACC Tournament MVP after averaging 18.0 points and 6.0 assists in Duke's third straight conference championship run ... Unanimous First-Team All-ACC selection and ACC All-Defensive choice by coaches and media ... Dropped a career-best 34 points in a win over No. 20 North Carolina on Feb. 9 ... **2009-10:** Posted averages of 17.4 points (fifth in ACC), 2.8 rebounds and 3.0 assists in 38 games (all starts) for Duke ... Helped Duke to a National Championship by averaging 16.0 points and 5.0 assists in the Final Four ... Selected as the NCAA Tournament South Region Most Outstanding Player, as well as a member of the NCAA

All-Final Four team ... Named Second-Team All-ACC and ACC All-Tournament ... Led the team in scoring 13 times and in assists on 12 occasions ... Shot a collegiate career-best 39.2 percent (60-153) from 3-point range ... **2008-09:** Started in 21 of 34 games, averaging 8.4 points, 2.2 rebounds and 1.7 assists ... Finished fourth on the team in scoring, assists and steals ... Hit 84.9 percent (62-73) of his free throw attempts ... **2007-08:** Averaged 5.9 points, 1.5 rebounds, 1.3 assists and 14.7 minutes in 34 games (one start) as a freshman ... Notched a season-best 21 points at Wake Forest on Feb. 17.

**HIGH SCHOOL:** Lettered four years and served as team captain for two years at Oak Hill Academy ... Collected career highs of 52 points, 12 rebounds, 16 assists and eight steals ... Named to the Les Schwab Invitational All-Tournament team after leading Oak Hill to the championship ... Honored as a Third Team All-USA Today selection ... Led his team to a 40-1 record as a senior, tying the school's single season wins record and helping Oak Hill earn the top spot in the final USA Today 2007 Super 25 national rankings.

**PERSONAL:** Father, the late Derek Smith, played nine years in the NBA and was an assistant coach in the league for two years ... Derek Smith was part of Louisville's 1980 NCAA Championship team as a player ... With his sister, founded the Sydney and Nolan Smith Foundation to offer support and resources to youth struggling with grief from the loss of a loved one ... Teammate of Elliot Williams as a sophomore at Duke ... Member of the National Honor Society ... Favorite athletes are Kobe Bryant, Muhammad Ali and the late Derek Smith.

### NCAA REGULAR SEASON STATISTICS (DUKE)

SEASON/TEAM	G-GS	MIN	—3-Pt. FG—										—Rebounds—							—Averages—				
			FGM	FGA	PCT.	FGM	FGA	PCT.	FTM	FTA	PCT.	OFF	DEF	TOT	AST	PF-DQ	STL	TO	BLK	PTS	RPG	APG	PPG	
07-08 Duke	34-1	500	70	150	.467	22	57	.386	40	52	.769	12	40	52	45	58	18	49	5	202	1.5	1.3	5.9	
08-09 Duke	34-21	734	98	230	.426	27	78	.346	62	73	.849	23	51	74	58	70	32	55	2	285	2.2	1.7	8.4	
09-10 Duke	38-38	1349	239	542	.441	60	53	.392	122	159	.767	35	71	106	114	66	45	69	9	660	2.8	3.0	17.4	
10-11 Duke	37-37	1259	260	568	.458	57	163	.350	187	230	.813	44	122	166	189	72	45	118	3	764	4.5	5.1	20.6	
<b>TOTALS</b>	<b>143-97</b>	<b>3842</b>	<b>667</b>	<b>1490</b>	<b>.448</b>	<b>166</b>	<b>451</b>	<b>.368</b>	<b>411</b>	<b>514</b>	<b>.800</b>	<b>114</b>	<b>284</b>	<b>398</b>	<b>406</b>	<b>266</b>	<b>140</b>	<b>291</b>	<b>19</b>	<b>1911</b>	<b>2.8</b>	<b>2.8</b>	<b>13.4</b>	

[Click here to return to table of contents](#)



# NBA Cares

NBA Cares is the league's global social responsibility program that builds on the NBA's long tradition of addressing important social issues. The NBA and its teams and players support a wide range of initiatives, programs and non-profit partners that strive to positively impact children and families around the world. As part of the league's mission to demonstrate leadership in social responsibility, NBA Cares reaches communities through philanthropy, hands-on service, and the creation of community legacy projects. Since the program's October 2005 launch, the league, its players, and its teams have donated more than \$165 million to charity, provided

more than 1.7 million hours of hands-on service, and created more than 615 places where kids and families can live, learn, or play. NBA Cares reaches millions of children and adults through unique programs – including NBA/WNBA FIT and Basketball without Borders – that support education, youth and family development, and health and wellness. The league and its teams and players also promote environmental awareness and sustainability through NBA Green. During annual high-profile league events, including



NBA All-Star and The Finals, NBA Cares initiates community outreach efforts to tap into the power of sport for positive social change. In addition, this year the league launched the NBA Cares Community Caravan, a year-round community and fan engagement program, through which the NBA family will reach more than 10,000 schools and community centers and touch the lives of more than 15 million fans. Thanks to strong partnerships with internationally recognized organizations – including KaBOOM!, Special Olympics, Boys & Girls Clubs of America, UNICEF, the Make-A-Wish Foundation, Global Business Coalition on HIV/AIDS, Tuberculosis and Malaria, and the UN Foundation – NBA Cares makes a positive and lasting impact in communities around the world. For more information about the NBA's latest community outreach efforts, please log on to: [www.nbcares.com](http://www.nbcares.com).



# KURT THOMAS 40

FORWARD/CENTER • 6'9" • 230 lbs.

**BIRTHDATE** OCTOBER 4, 1972

**BIRTHPLACE** DALLAS, TEXAS

**HIGH SCHOOL** HILLCREST (DALLAS)

**COLLEGE** TCU

**NBA EXPERIENCE** 16 SEASONS

**W/ TRAIL BLAZERS** TWO SEASONS

## CAREER HIGHS

**PTS.** 33 (TWICE)

**REB.** 21 (NY AT PHO, 2/5/05)

**AST.** 7 (NY AT BOS, 11/2/02)

## biography

**HOW ACQUIRED/DRAFT BACKGROUND:** Signed with Portland as a free agent on Dec. 11, 2011.

**2010-11 SEASON:** Appeared in 52 games (37 starts), averaging 4.1 points (51.1% FG), 5.8 rebounds, 1.2 assists, 0.81 blocks and 22.7 minutes ... Led the team in rebounds 10 times ... Grabbed 10 or more rebounds seven times ... In his 37 starts, Chicago posted a mark of 29-8, and he averaged 5.2 points (51.2% FG), 7.4 rebounds, 1.4 assists, 1.00 block, 0.81 steals and 28.5 minutes ... Grabbed a game-high 15 boards (seven off), and added eight points and two blocks in 37 minutes vs. Washington on March 15 ... Recorded four points, a game-high 13 boards and two blocks in 35 minutes vs. Atlanta on March 11 ... Became the 96th player in league history to play in 1,000 games on Feb. 15 ... Posted a season-high 22 points, nine boards and five assists on Jan. 24 vs. Milwaukee.

**NBA CAREER:** Played 16 NBA seasons with Miami, Dallas, New York, Phoenix, Seattle, San Antonio, Milwaukee and Chicago ... Played in 1,018 regular season contests (630 starts), and averaged 8.6 points (48.6% FG, 76.3% FT), 6.9 rebounds and 1.1 assists in 25.5 minutes ... **2009-10:** Closed out his 15th season in the NBA with averages of 3.0 points (47.6% FG) and 4.2 rebounds in 70 games (nine starts) with Milwaukee ... **2008-09:** With San Antonio, appeared in 79 games (10 starts), and averaged 4.3 points (50.3% FG) and 5.1 rebounds in 17.8 minutes ... **2007-08:** Appeared in 70 games with San Antonio and Seattle ... Averaged 6.3 points (49.2% FG) and 7.2 rebounds in 22.6 minutes on the season ... In 28 games with the Spurs, he averaged 4.5 points and 4.9 rebounds in 18.7 minutes ... Appeared in 42 games (39 starts) for the Sonics, averaging 7.5 points and 8.8 boards in 25.2 minutes ... **2006-07:** Appeared in 67 games (13 starts) with Phoenix and averaged 4.6 points (48.6% FG) and 5.7 rebounds ... **2005-06:** Averaged 8.6

points (48.6% FG) and 7.5 rebounds in 53 games (50 starts) with the Suns ... Missed the final 29 games of the season due to a stress fracture in his right foot ... **2004-05:** One of nine players in the NBA to average a double-double in 2004-05 ... Averaged 11.5 points (47.1% FG) and a career-best 10.4 rebounds in 35.9 minutes during 80 games with New York ... Ranked seventh in the NBA in rebounds ... Led the Knicks in rebounding for the fourth straight season ... Posted 32 double-doubles (12th in NBA) ... **2003-04:** Averaged 11.1 points (47.3% FG) and 8.3 rebounds in 31.9 minutes ... Shot a career-best 83.5 percent (106-127) from the foul line ... **2002-03:** Started 81 games with New York and averaged a career-best 14.0 points (48.3% FG), 7.9 rebounds and a career-high 1.20 blocks in 31.8 minutes ... Counted a team-high 22 double-doubles ... Tied his career high with 33 points (15-22 FG, 3-3 FT) at Indiana on Nov. 8 ... **2001-02:** Started all 82 games for the Knicks, averaging 13.9 points (49.4% FG) and 9.1 rebounds in 33.8 minutes ... Ranked 12th in the NBA in rebounds ... Posted a team-high 31 double-doubles ... Scored a career-high 33 points (16-19 FG) to go with 15 rebounds at Cleveland on March 17 ... Named the NBA Eastern Conference Player of the Week on March 10, when he averaged 21.0 points and 13.8 rebounds, and shot 60.7 percent (34-56) from the field and 94.1 percent (16-17) from the line ... **2000-01:** Averaged 10.4 points and 6.7 rebounds in 27.6 minutes with New York ... Ranked fourth in the NBA in field goal percentage (51.1%) ... **1999-00:** Averaged 8.0 points (50.5% FG) and 6.3 rebounds in 24.6 minutes during 80 games with the Knicks ... **1998-99:** With New York, appeared in all 50 games, averaging 8.1 points (46.2% FG) and 5.7 rebounds in 23.6 minutes ... **1997-98:** Appeared in five games with Dallas, and averaged 7.4 points and 4.8 rebounds in 14.6 minutes ... Placed on the injured list on Nov. 24 after tests showed he re-fractured his right ankle (he originally had surgery on the ankle in May 1997)

[Click here to return to table of contents](#)



... Named an assistant coach by Mavericks GM Don Nelson on Dec. 4 ... **1996-97:** Split the season between Miami and Dallas ... Due to a stress fracture in his right ankle, he appeared in 18 games on the season ... Averaged 6.3 points and 5.9 rebounds in 20.8 minutes. **1995-96:** Averaged 9.0 points (50.1% FG) and 5.9 rebounds in 22.4 minutes.

**PLAYOFFS:** Advanced to the playoffs 11 times, where he has appeared in 96 games (44 starts) ... Posted averages of 5.6 points (46.3% FG), 5.4 rebounds and 19.7 minutes ... **2011:** Appeared in seven games with Chicago and posted averages of 2.9 points (55.6% FG), 2.7 rebounds and 10.6 minutes ... **2010:** Played in seven games for Milwaukee, averaging 5.4 points and 7.9 rebounds in 28.4 minutes ... **2009:** Appeared in five games for San Antonio and averaged 2.6 points and 4.6 rebounds in 16.0 minutes ... **2008:** Averaged 4.1 points and 4.9 rebounds in 15.8 minutes during 17 postseason games (eight starts) with the Spurs ... **2007:** Appeared in 11 games (five starts) with Phoenix and averaged 7.5 points and 4.9 rebounds in 19.3 minutes ... **2006:** Suffered a stress fracture in his right foot during the regular season that caused him to miss all but one game of the postseason ... **2004:** Started all four of his postseason games with the Knicks and averaged 12.8 points and 11.5 rebounds in 34.8 minutes ... **2001:** Averaged 14.4 points and a team-best 11.2 rebounds in five games (all starts) with New York ... Posted a career-playoff and team-high 23 points and

a team-best 12 rebounds in a playoff career-high 43 minutes vs. Toronto on April 26 ... **2000:** Averaged 4.3 points and 3.1 rebounds in 15.7 minutes during 16 games with the Knicks ... **1999:** Averaged 5.3 points and 5.5 rebounds in 20 games as New York reached the NBA Finals ... In five NBA Finals games, averaged 5.6 points and 7.6 rebounds ... Notched a playoff career-high 16 rebounds and four steals in the NBA Finals at San Antonio on June 16 ... **1996:** Averaged 4.0 points, 5.3 rebounds and 20.0 minutes in three games with Miami.

**PERSONAL:** Has three daughters, Gabriella, Abigail and Isabella, and a son, Kurt, Jr. ... Received his degree in psychology from Texas Christian ... An avid reader, he lists "Mind Game" by Gary Mack as his favorite book ... Honored with the 2001 "Beyond the Game" Award from the World Sports Humanitarian Hall of Fame (the organization annually selects a professional athlete who goes beyond the boundary of the court and into the community to lead by example and serve others) ... In 2001, while with the Knicks, he created the Kurt Thomas Investment Challenge, a multi-layered program that teaches high school students about the stock market, as well as general financial responsibility ... Individual winners receive college scholarships and paid internships with financial institutions ... He has run the program in New York, Phoenix, Seattle and Texas ... While in New York, he published a pair of children's coloring books that were donated to schools throughout the city.

## NBA REGULAR SEASON STATISTICS

SEASON/TEAM	— 3-Pt. FG —										—Rebounds—							—Averages—					
	G-GS	MIN	FGM	FGA	PCT.	FTM	FTA	PCT.	OFF	DEF	TOT	AST	PF-QD	STL	TO	BLK	PTS	RPG	APG	PPG			
95-96 Miami	74-42	1655	274	547	.501	0	2	0.000	118	178	663	122	317	439	46	271-7	47	98	36	666	5.9	0.6	9.0
96-97 Mia./Dal.	18-9	374	39	105	.371	0	1	0.000	35	46	761	31	76	107	9	67-3	12	25	9	113	5.9	0.5	6.3
97-98 Dallas	5-0	73	17	45	.378	0	0	---	3	31	0.000	8	16	24	3	19-1	1	10	0	37	4.8	0.6	7.4
98-99 New York	50-44	1182	170	368	.462	0	1	0.000	66	108	611	82	204	286	55	159-3	45	73	17	406	5.7	1.1	8.1
99-00 New York	80-21	1971	270	535	.505	1	3	3.333	100	128	781	144	361	505	82	278-6	51	105	42	641	6.3	1.0	8.0
00-01 New York	77-29	2125	314	614	.511	1	3	3.333	171	210	814	172	343	515	63	287-6	61	99	69	800	6.7	0.8	10.4
01-02 New York	82-82	2771	463	938	.494	1	6	1.67	216	265	815	214	533	747	87	341-8	71	153	79	1143	9.1	1.1	13.9
02-03 New York	81-81	2577	497	1028	.483	2	3	6.67	138	184	750	160	477	637	162	344-12	81	138	97	1134	7.9	2.0	14.0
03-04 New York	80-75	2548	392	829	.473	0	3	0.000	106	127	835	145	517	662	149	298-4	56	132	80	890	8.3	1.9	11.1
04-05 New York	80-80	2855	424	901	.471	2	4	5.000	66	84	786	170	661	831	160	310-6	70	99	79	916	10.4	2.0	11.5
05-06 Phoenix	53-50	1411	190	391	.486	0	0	---	75	92	815	102	313	415	57	193-5	23	57	54	455	7.8	1.1	8.6
06-07 Phoenix	67-13	1208	126	259	.486	0	1	0.000	56	71	789	86	293	379	24	156-2	24	35	29	308	5.7	0.4	4.6
07-08 Sea./S.A.	70-48	1584	195	396	.492	0	1	0.000	53	80	663	130	377	507	67	188-2	56	46	57	443	7.2	1.0	6.3
08-09 San Antonio	79-10	1404	153	304	.503	0	2	0.000	37	45	822	134	271	405	66	170-0	34	42	58	343	5.1	0.8	4.3
09-10 Milwaukee	70-9	1049	99	208	.476	0	0	---	12	15	800	84	207	291	47	159-2	26	48	46	210	4.2	0.7	3.0
10-11 Chicago	52-37	1178	95	186	.511	1	11	0.000	20	32	625	75	226	301	60	164-3	42	42	42	211	5.8	1.2	4.1
<b>TOTALS</b>	<b>1018-630</b>	<b>25966</b>	<b>3718</b>	<b>7654</b>	<b>.486</b>	<b>8</b>	<b>31</b>	<b>2.58</b>	<b>1272</b>	<b>1668</b>	<b>763</b>	<b>1859</b>	<b>5192</b>	<b>7051</b>	<b>1137</b>	<b>3404-69</b>	<b>690</b>	<b>1202</b>	<b>794</b>	<b>8716</b>	<b>6.9</b>	<b>1.1</b>	<b>8.6</b>

## NBA PLAYOFF STATISTICS

SEASON/TEAM	— 3-Pt. FG —										—Rebounds—							—Averages—					
	G-GS	MIN	FGM	FGA	PCT.	FTM	FTA	PCT.	OFF	DEF	TOT	AST	PF-QD	STL	TO	BLK	PTS	RPG	APG	PPG			
95-96 Miami	3-3	60	4	10	.400	0	0	---	4	4	1000	4	12	16	3	13-1	2	5	1	12	5.3	1.0	4.0
98-99 New York	20-12	419	45	118	.381	0	0	---	16	23	696	38	72	110	7	76-0	15	19	12	106	5.5	0.4	5.3
99-00 New York	16-0	251	31	61	.508	0	0	---	7	10	700	18	32	50	5	44-1	3	14	6	69	6.1	0.3	4.3
00-01 New York	5-5	186	25	47	.532	0	0	---	22	31	710	17	39	56	9	26-1	2	9	5	72	11.2	1.8	14.4
03-04 New York	4-4	139	21	49	.429	0	0	---	9	12	750	9	37	46	6	17-0	7	10	3	51	11.5	1.5	12.8
05-06 Phoenix	1-0	6	0	0	---	0	0	---	1	2	500	0	1	1	0	2-0	0	0	0	1	1.0	0.0	1.0
06-07 Phoenix	11-5	212	34	65	.523	0	0	---	15	17	882	11	43	54	12	25-0	6	9	9	83	4.9	1.1	7.5
07-08 San Antonio	17-8	268	32	70	.457	0	0	---	5	7	714	26	58	84	6	46-2	2	13	6	69	4.9	0.4	4.1
08-09 San Antonio	5-0	80	5	11	.455	0	0	---	3	4	750	4	19	23	2	13-0	1	4	2	13	4.6	0.4	2.6
09-10 Milwaukee	7-7	199	17	35	.486	0	0	---	4	5	800	12	43	55	11	26-0	3	8	4	38	7.9	1.6	5.4
10-11 Chicago	7-0	74	10	18	.556	0	2	0.000	0	0	---	9	10	19	3	12-0	1	3	3	20	2.7	0.4	2.9
<b>TOTALS</b>	<b>96-44</b>	<b>1894</b>	<b>224</b>	<b>484</b>	<b>.463</b>	<b>0</b>	<b>2</b>	<b>0.000</b>	<b>86</b>	<b>115</b>	<b>748</b>	<b>148</b>	<b>366</b>	<b>514</b>	<b>64</b>	<b>300-5</b>	<b>42</b>	<b>94</b>	<b>51</b>	<b>534</b>	<b>5.4</b>	<b>0.7</b>	<b>5.6</b>





# GERALD WALLACE

# 3

FORWARD • 6'7" • 220 lbs.

**BIRTHDATE** JULY 23, 1982

**BIRTHPLACE** CHILDERSBURG, ALA.

**HIGH SCHOOL** CHILDERSBURG (CHILDERSBURG, ALA.)

**COLLEGE** ALABAMA

**NBA EXPERIENCE** 10 SEASONS

**W/ TRAIL BLAZERS** ONE SEASON

## CAREER HIGHS

**PTS.** 42 (CHA VS. NY, 1/31/07)

**REB.** 20 (TWICE)

**AST.** 10 (CHA VS. PHI, 1/26/08)

## biography

**HOW ACQUIRED/DRAFT BACKGROUND:** Acquired by Portland from the Charlotte Bobcats for Joel Przybilla, Dante Cunningham, Sean Marks and two conditional first round picks on Feb. 24, 2011. Originally selected by the Kings in the first round (25th pick overall) of the 2001 NBA Draft.

**2010-11 SEASON:** In 23 games (15 starts) with Portland, averaged 15.8 points (49.8% FG), 7.6 rebounds, 2.5 assists and a team-best 2.00 steals in 35.7 minutes ... Played in 71 games between the Trail Blazers and Bobcats, averaging 15.7 points, 8.0 rebounds, 2.4 assists, 1.48 steals and 37.9 minutes ... Ranked 14th in the NBA in steals and ninth in minutes per game ... As a Trail Blazer, led team in scoring four times and rebounding in seven games (inc. ties) ... Scored in double figures 16 times in a Trail Blazers uniform ... Racked up a season-high 40 points (16-28 FG) on March 27 at Oklahoma City, his highest point total since Jan. 14, 2008 (40, vs. Denver) ... Scored nine points and grabbed five rebounds in his Portland debut on Feb. 27 vs. Atlanta ... Scored 19 points and tied a season best with 16 boards Feb. 7 vs. Boston ... Pulled down a season-high tying 16 rebounds Jan. 18 vs. Chicago.

**NBA CAREER:** Holds averages of 13.4 points (47.5% FG), 6.3 rebounds, 2.0 assists, 1.51 steals, 0.95 blocks and 30.7 minutes in 615 games (469 starts) over 10 seasons with Sacramento, Charlotte and Portland ... Averaged at least 15 points per game in each of the past six seasons (since 2005-06) ... **2009-10:** Named to the All-Defensive First Team ... Chosen for the Eastern Conference All-Star Team, becoming the first Bobcats player to be named an All-Star ... Appeared in 76 games (all starts) ... Averaged 18.2 points, a career-high 10.0 rebounds, 2.1 assists, 1.5 steals and 1.09 blocks in 41.0 minutes ... Shot 48.4 (456-943)

percent from the field, 37.1 percent (52-140) from beyond the 3-point line and 77.6 percent (422-544) from the free throw line ... Named Eastern Conference Player of the Week for the week ending Nov. 29 after averaging 25.3 points, 13.7 rebounds, 1.7 steals, 1.3 assists and 1.0 block as the Bobcats went 3-0 ... Grabbed a career-high 20 rebounds on Nov. 2 against New Jersey and tied the career high on Dec. 4 at New Jersey ... Finished the season ranked second in the NBA in minutes played and ninth in rebounds ... **2008-09:** Played in 71 games (all starts) ... Averaged a team-high 16.6 points, 7.8 rebounds, 2.7 assists, 1.70 steals and 0.94 blocks in 37.6 minutes ... Tied for sixth in the NBA in steals, tied for 15th in minutes played, tied for 22nd in rebounds, tied for 32nd in blocked shots and tied for 16th in steal-to-turnover ratio ... Set single-season franchise records of 365 free throws and 454 free throw attempts, besting his own records of 313 (set in 2007-08) and 447 (set in 2006-07) ... Shot a career-high 80.4 percent from the free throw line, up from his previous high of 73.1 percent set the season before ... **2007-08:** Played in 62 games, starting 59 ... Averaged a career-high 19.4 points and a career-high 3.5 assists, to go along with 6.0 rebounds, 2.11 steals and 0.94 blocks in 38.3 minutes played ... Scored a season-high 40 points on Jan. 14 vs. Denver and followed that up with 36 points and a season-high 14 rebounds on Jan. 16 vs. Orlando, setting a franchise record for points in a two-game span ... Set franchise free throw records with 313 on the season and 16 in a single game (Dec. 31 vs. Indiana) ... **2006-07:** Played in 72 games, averaging then career-high 18.1 points ... Named Eastern Conference Player of the Week twice, for the weeks of March 19-25 and April 2-8 ... Tied for fourth in the NBA in steals (2.00 per game) ... Scored a career-high and franchise-record 42 points against New

York on Jan. 31 ... **2005-06:** Played in 55 games, averaging 15.4 points, 7.5 rebounds, 2.5 steals, 2.09 blocks and 34.5 minutes ... Ranked first in the NBA in steals, fourth in field goal percentage (.538), and 11th in blocked shots ... Was the first NBA player in 14 years to average more than 2.0 blocks and 2.0 steals in a season, joining future Hall of Famers David Robinson and Hakeem Olajuwon in achieving the rare feat ... Set the NBA's top steals game with eight on Jan. 13 against Milwaukee, also a career high ... Named Eastern Conference Player of the Week on Nov. 28 after averaging 22.3 points, 9.3 rebounds and 2.0 assists while shooting 58.7 percent from the field ... **2004-05:** Appeared in 70 games with 68 starts ... Averaged 11.1 points, 5.5 rebounds, 2.0 assists, 1.67 steals and 1.30 blocks in 30.7 minutes ... Ranked ninth in the NBA in steals and 31st in blocks ... **2003-04:** Played in 37 games with one start in his third season with Sacramento ... His top game was in his only start of the season, when he tallied a season-best 16 points along with then-career bests of 11 rebounds and three blocks in season-high 34 minutes against Dallas on Dec. 25 ... **2002-03:** Had best season in Sacramento, averaging 4.7 points, 2.7 rebounds and 49.2 percent shooting from the field in 47 appearances (seven starts) ... Posted first career double-double with 11 points and 10 rebounds on Oct. 31 against Portland ... **2001-02:** As a rookie, played in 54 games and averaged 3.2 points and 1.6 rebounds for Sacramento ... Finished second to Jason Richardson in the NBA Slam Dunk Contest ... When Sacramento drafted him as a 19-year-old rookie; that selection made him the youngest player in Sacramento Kings-Royals history.

**PLAYOFFS:** Holds career postseason averages of 7.1 points, 4.0 rebounds and 17.7 minutes in 25 games (10 starts) ...

**2011:** Started all six games for the Trail Blazers, notching averages of 15.2 points, 9.2 rebounds, 2.8 assists, 1.33 steals and 37.7 minutes ... Netted a playoff career-best 32 points to go with 12 rebounds April 28 in Game 6 vs. Dallas ... **2010:** With Charlotte, averaged 17.5 points, 9.0 rebounds, 2.3 assists, 1.50 blocks and 1.25 steals in 41.0 minutes in four playoff games against Orlando ... Posted playoff career highs of 25 points and 17 rebounds in Game 1 against Orlando on April 18 ... **2004:** Appeared in three games for Sacramento, averaging 2.3 points and 0.7 rebounds in 6.7 minutes ... **2003:** Played 18 minutes in seven games for the Kings ... **2002:** Appeared in five games for the Kings, playing 14 minutes.

**PERSONAL:** Full name is Gerald Jermaine Wallace ... Has four children, Daryn, Malliyah, Mya and Kennedy ... Has an older brother, Courtney, and a younger sister, Takova, and is the son of Alice Castleberry ... Born and raised in Childersburg, Alabama, population 4,579 ... Has two community parks in Childersburg dedicated in his name... Provides fireworks for his hometown every Fourth of July ... Formed Gerald Wallace Foundation to provide life-changing opportunities for underserved children and their families with a special emphasis on recreational activities ... Earned 2000 Naismith and USA Today National High School Player of the Year honors after he averaged 28.7 points, 13.8 rebounds and 3.21 steals ... Had his high school jersey retired at Childersburg on March 16, 2002 ... Joined current NBA players Luke Ridnour, DeShawn Stevenson, Jared Jeffries and Zach Randolph on the 1999-2000 McDonald's All-America team ... Named Alabama's 2000 Mr. Basketball and once scored 59 points in high school ... Nickname is "Crash" ... Lists video games, automobiles, fishing and cards as his favorite hobbies.

## NBA REGULAR SEASON STATISTICS

SEASON/TEAM	G-GS	MIN	FGM	— 3-PT. FG —			—Rebounds—							—Averages—									
				FGA	PCT.	FTM	FTA	PCT.	OFF	DEF	TOT	AST	PF-DQ	STL	TO	BLK	PTS	RPG	APG	PPG			
01-02 Sacramento	54-1	430	75	175	.429	0	7	.000	23	46	500	49	40	89	27	46-0	19	22	6	173	1.6	0.5	3.2
02-03 Sacramento	47-7	571	90	183	.492	1	4	.250	39	74	527	38	90	128	23	68-0	24	44	15	220	2.7	0.5	4.7
03-04 Sacramento	37-1	337	32	89	.360	0	2	.000	11	24	458	35	39	74	19	37-0	14	8	14	75	2.0	0.5	2.0
04-05 Charlotte	70-68	2147	286	637	.449	17	62	.274	191	289	661	118	268	386	137	182-2	117	159	91	780	5.5	2.0	11.1
05-06 Charlotte	55-52	1895	317	589	.538	14	50	.280	188	306	614	123	289	412	96	150-1	138	99	115	836	7.5	1.7	15.2
06-07 Charlotte	72-71	2640	478	952	.502	39	120	.325	309	447	691	142	376	518	185	209-3	144	160	69	1304	7.2	2.6	18.1
07-08 Charlotte	62-59	2376	408	908	.449	71	221	.321	313	428	731	58	315	373	216	189-1	131	180	58	1200	6.0	3.5	19.4
08-09 Charlotte	71-71	2669	389	811	.480	39	131	.298	365	454	804	112	441	553	189	210-7	121	148	67	1182	7.8	2.7	16.6
09-10 Charlotte	76-76	3119	456	943	.484	52	140	.371	422	544	776	150	612	762	161	194-1	117	178	83	1386	10.0	2.1	18.2
10-11 Cha./Por.	71-63	2693	386	851	.454	62	186	.333	279	374	746	111	458	569	173	183-3	105	152	63	1113	8.0	2.4	15.7
<b>TOTALS</b>	<b>615-469</b>	<b>18878</b>	<b>2917</b>	<b>6138</b>	<b>.475</b>	<b>295</b>	<b>923</b>	<b>.320</b>	<b>2140</b>	<b>2986</b>	<b>717</b>	<b>936</b>	<b>2928</b>	<b>3864</b>	<b>1226</b>	<b>1468-18</b>	<b>930</b>	<b>1150</b>	<b>581</b>	<b>8269</b>	<b>6.3</b>	<b>2.0</b>	<b>13.4</b>

## NBA PLAYOFF STATISTICS

SEASON/TEAM	G-GS	MIN	FGM	— 3-PT. FG —			—Rebounds—							—Averages—									
				FGA	PCT.	FTM	FTA	PCT.	OFF	DEF	TOT	AST	PF-DQ	STL	TO	BLK	PTS	RPG	APG	PPG			
2002 Sacramento	5-0	14	0	1	.000	0	0	---	4	4	1,000	1	0	1	1	3-0	0	2	1	4	0.2	0.2	0.8
2003 Sacramento	7-0	18	2	5	.400	0	0	---	2	2	1,000	0	5	5	0	4-0	0	2	1	6	0.7	0.0	0.9
2004 Sacramento	3-0	20	3	6	.500	0	0	---	1	2	500	0	2	2	1	4-0	1	3	1	7	0.7	0.3	2.3
2010 Charlotte	4-4	164	21	44	.477	5	11	.455	23	35	.657	2	34	36	9	9-0	5	3	6	70	9.0	2.3	17.5
2011 Portland	6-6	226	30	67	.448	3	17	.176	28	32	.875	9	46	55	17	19-0	8	15	3	91	9.2	2.8	15.2
<b>TOTALS</b>	<b>25-10</b>	<b>441</b>	<b>56</b>	<b>123</b>	<b>.455</b>	<b>8</b>	<b>28</b>	<b>.286</b>	<b>58</b>	<b>75</b>	<b>.773</b>	<b>12</b>	<b>87</b>	<b>99</b>	<b>28</b>	<b>39-0</b>	<b>14</b>	<b>25</b>	<b>12</b>	<b>178</b>	<b>4.0</b>	<b>1.1</b>	<b>7.1</b>



# ELLIOT WILLIAMS 9

GUARD • 6'5" • 183 LBS.

**BIRTHDATE** JUNE 20, 1989

**BIRTHPLACE** MEMPHIS, TENN.

**HIGH SCHOOL** ST. GEORGE'S INDEPENDENT (MEMPHIS)

**COLLEGE** MEMPHIS

**NBA EXPERIENCE** NONE

**W/ TRAIL BLAZERS** NONE

## biography

**HOW ACQUIRED/DRAFT BACKGROUND:** Selected by Portland in the first round (22nd pick overall) of the 2010 NBA Draft.

**2010-11 SEASON:** Missed the 2010-11 season due to surgeries on both knees ... Underwent surgery to repair left patella instability on Jan. 7 ... Underwent successful surgery to repair a dislocated right patella on Nov. 12.

**COLLEGE:** Averaged 11.1 points (45.4% FG, 34.5% 3-PT, 71.9% FT), 3.1 rebounds, 2.2 assists, 0.97 steals and 24.9 minutes in 68 career collegiate games (46 starts) ... Played his freshman season for Duke before receiving an NCAA waiver to play immediately for Memphis during his sophomore campaign ... **2009-10:** Averaged 17.9 points (45.9% FG, 36.6% 3-PT, 75.8% FT), 4.0 rebounds, 3.8 assists and 1.32 steals in 34 games (all starts) for Memphis ... Named to the Conference USA First Team in 2010 ... Earned Conference USA Newcomer of the Year Award as a sophomore ... Honored as Conference USA Rookie of the Week four times and Conference USA Player of the Week once at Memphis ... Led Memphis in scoring, while ranking second in assists and free throw percentage ... Finished tied for second in Conference USA in scoring, ninth in assists, 12th in free throw percentage and 10th in 3-point percentage ... Started all 34 of the team's games, scoring in double figures 32 times, including 16 games

with 20 points or more ... Scored 19-plus points in each of the first eight games of the season ... Scored a career-high 33 points on 11-for-19 shooting against Southern Mississippi on Jan. 9 ... **2008-09:** Posted averages of 4.2 points and 2.3 rebounds in 34 games (12 starts) at Duke ... Played in 34 of the team's 37 games, starting 12 times, 11 of which came in the final 12 games of the season ... A starter during Duke's postseason run to the 2009 NCAA Tournament Sweet 16 ... Helped lead Duke to a 30-7 overall record and an ACC Tournament crown ... Scored in double figures five times, including three games in a row against St. John's, Wake Forest and Maryland from Feb. 19-25.

**HIGH SCHOOL:** Named a McDonald's All-American after leading St. George's Independent School (Collierville, Tenn.) to a 24-3 record as a senior in 2008 ... An All-academic selection in 2006 and 2007 ... Carried a 3.7 GPA throughout high school.

**PERSONAL:** Son of Mexwayne and Delois Williams ... Has two older brothers, Max and Antwaun, and an older sister, Erica Tamayo ... Twice visited schools and read to kids during reading month in 2011 ... Participated in Portland's Summer League tip-off at New Columbia ... Played alongside Nolan Smith as a freshman at Duke in 2008-09 ... Enjoys video games, chess and NBA trivia.

### NCAA REGULAR SEASON STATISTICS (DUKE & MEMPHIS)

SEASON/TEAM	G-GS	MIN	FGM	FGA	PCT.	—3-Pt. FG—				—Rebounds—							—Averages—						
						FGM	FGA	PCT.	FTM	FTA	PCT.	OFF	DEF	TOT	AST	PF-DQ	STL	TO	BLK	PTS	RPG	APG	PPG
08-09 Duke	34-12	563	56	127	.441	9	36	.250	23	46	.500	29	48	77	23	58-0	21	29	1	144	2.3	0.7	4.2
09-10 Memphis	34-34	1133	178	388	.459	60	164	.366	194	256	.758	25	110	135	128	69-0	45	100	4	610	4.0	3.8	17.9
<b>TOTALS</b>	<b>68-46</b>	<b>1696</b>	<b>234</b>	<b>515</b>	<b>.454</b>	<b>69</b>	<b>200</b>	<b>.345</b>	<b>217</b>	<b>302</b>	<b>.719</b>	<b>54</b>	<b>158</b>	<b>212</b>	<b>151</b>	<b>127-0</b>	<b>66</b>	<b>129</b>	<b>5</b>	<b>754</b>	<b>3.1</b>	<b>2.2</b>	<b>11.1</b>

If mother nature had a team, this would be it.

Introducing the Prius v<sup>1</sup> and Prius c<sup>1</sup> Concept, the newest additions to our legendary lineup.

### Prius v

This larger, family-friendly hybrid features 50% more cargo room than the 3rd Generation Prius. Coming Fall 2011.

### Prius c Concept

This stylish, compact hybrid is perfect for the city. Coming Spring 2012.

### 3<sup>rd</sup> Generation Prius

The model that started it all has an estimated 50 mpg<sup>2</sup> rating. Available Now.



Toyota Prius is the best-selling hybrid in America.<sup>3</sup>

Your local Toyota dealers are proud partners of the Portland

**TRAIL BLAZERS**



**TOYOTA**

moving forward

[buyatoyota.com](http://buyatoyota.com)

Options shown. <sup>1</sup>Prototypes shown with optional equipment. Production models may vary. <sup>2</sup>2011 EPA 51/48/50 city/highway/combined mpg estimates. Actual mileage will vary. <sup>3</sup>MotorIntelligence.com, CY 2010 sales.

# Trail Blazers Season & Career Highs

## LaMARCUS ALDRIDGE

### 2010-11 NBA SEASON HIGHS

Minutes	51	02/25/11	Portland vs Denver
FG	16	02/01/11	Portland vs San Antonio
FG Att.	27	03/02/11	Portland at Sacramento
3-Point FG	1	03/07/11	Portland at Orlando (4 times)
3-Point Att.	2	01/27/11	Portland vs Boston (Twice)
FT	12	02/13/11	Portland at Detroit (Twice)
FT Att.	14	02/07/11	Portland vs Chicago
Off. Reb.	9	12/03/10	Portland at Washington
Def. Reb.	13	12/20/10	Portland vs Milwaukee
Rebounds	19	12/20/10	Portland vs Milwaukee
Assists	7	03/12/11	Portland at Atlanta (Twice)
Steals	4	02/23/11	Portland vs L.A. Lakers (Twice)
Turnovers	8	11/20/10	Portland vs Utah
Blocks	7	12/28/10	Portland at Denver
Points	42	02/07/11	Portland vs Chicago

### NBA CAREER HIGHS

Minutes	54	12/12/08	Portland vs L.A. Clippers
FG	16	02/01/11	Portland vs San Antonio
FG Att.	27	03/02/11	Portland at Sacramento (Twice)
3-Point FG	2	03/09/09	Portland vs L.A. Lakers
3-Point Att.	4	03/09/09	Portland vs L.A. Lakers
FT	12	02/13/11	Portland at Detroit (3 times)
FT Att.	15	02/03/10	Portland at Utah
Off. Reb.	10	03/23/09	Portland vs Philadelphia (Twice)
Def. Reb.	13	12/20/10	Portland vs Milwaukee
Rebounds	19	12/20/10	Portland vs Milwaukee
Assists	7	03/12/11	Portland at Atlanta (3 times)
Steals	4	02/23/11	Portland vs L.A. Lakers (5 times)
Turnovers	8	11/20/10	Portland vs Utah
Blocks	7	12/28/10	Portland at Denver
Points	42	02/07/11	Portland vs Chicago

### NBA CAREER POSTSEASON HIGHS

Minutes	47	04/23/11	Portland vs Dallas
FG	12	04/16/11	Portland at Dallas (Twice)
FG Att.	25	04/28/11	Portland vs Dallas
3-Point FG	1	04/26/10	Portland at Phoenix (Twice)
3-Point Att.	1	04/29/10	Portland vs Phoenix (6 times)
FT	9	04/24/10	Portland vs Phoenix
FT Att.	12	04/24/10	Portland vs Phoenix
Off. Reb.	6	04/28/11	Portland vs Dallas
Def. Reb.	10	04/21/09	Portland vs Houston
Rebounds	12	04/21/09	Portland vs Houston
Assists	4	04/26/10	Portland at Phoenix
Steals	4	04/23/11	Portland vs Dallas
Turnovers	5	04/18/10	Portland at Phoenix
Blocks	5	04/29/10	Portland vs Phoenix (Twice)
Points	31	04/24/10	Portland vs Phoenix

## LUKE BABBITT

### NBA CAREER HIGHS (ALSO 2010-11 SEASON HIGHS)

Minutes	33	04/13/11	Portland at Golden State
FG	4	04/13/11	Portland at Golden State
FG Att.	17	04/13/11	Portland at Golden State
3-Point FG	2	04/13/11	Portland at Golden State
3-Point Att.	5	04/13/11	Portland at Golden State
FT	1	04/13/11	Portland at Golden State (3 times)
FT Att.	2	04/13/11	Portland at Golden State (4 times)
Off. Reb.	3	04/13/11	Portland at Golden State
Def. Reb.	8	04/13/11	Portland at Golden State
Rebounds	11	04/13/11	Portland at Golden State
Assists	3	04/13/11	Portland at Golden State
Steals	1	02/04/11	Portland at Indiana (Twice)
Turnovers	3	04/13/11	Portland at Golden State
Blocks	1	04/05/11	Portland vs Golden State (Twice)
Points	11	04/13/11	Portland at Golden State

## NICOLAS BATUM

### 2010-11 NBA SEASON HIGHS

Minutes	47	11/04/10	Portland vs Oklahoma City
FG	10	03/20/11	Portland at L.A. Lakers
FG Att.	17	10/26/10	Portland vs Phoenix
3-Point FG	5	02/05/11	Portland at Cleveland (Twice)
3-Point Att.	9	03/20/11	Portland at L.A. Lakers (Twice)
FT	7	04/12/11	Portland vs Memphis
FT Att.	8	04/12/11	Portland vs Memphis
Off. Reb.	7	12/25/10	Portland at Golden State
Def. Reb.	13	03/28/11	Portland at San Antonio
Rebounds	14	12/05/10	Portland vs L.A. Clippers
Assists	5	03/17/11	Portland vs Cleveland (Twice)
Steals	3	03/22/11	Portland vs Washington (5 times)
Turnovers	4	03/22/11	Portland vs Washington (Twice)
Blocks	4	02/11/11	Portland at Toronto
Points	25	03/20/11	Portland at L.A. Lakers

### NBA CAREER HIGHS

Minutes	47	11/04/10	Portland vs Oklahoma City
FG	11	02/27/10	Portland at Minnesota
FG Att.	17	10/26/10	Portland vs Phoenix
3-Point FG	5	02/05/11	Portland at Cleveland (5 times)
3-Point Att.	9	03/20/11	Portland at L.A. Lakers (Twice)
FT	7	04/12/11	Portland vs Memphis
FT Att.	8	04/12/11	Portland vs Memphis
Off. Reb.	7	12/25/10	Portland at Golden State
Def. Reb.	13	03/28/11	Portland at San Antonio
Rebounds	14	12/05/10	Portland vs L.A. Clippers
Assists	7	02/27/10	Portland at Minnesota
Steals	3	03/22/11	Portland vs Washington (8 times)
Turnovers	4	03/22/11	Portland vs Washington (Twice)
Blocks	4	02/11/11	Portland at Toronto
Points	31	02/27/10	Portland at Minnesota

### NBA CAREER POSTSEASON HIGHS

Minutes	38	04/18/10	Portland at Phoenix
FG	7	04/18/10	Portland at Phoenix
FG Att.	14	04/16/11	Portland at Dallas
3-Point FG	3	04/18/10	Portland at Phoenix
3-Point Att.	8	04/18/10	Portland at Phoenix
FT	2	04/21/11	Portland vs Dallas (3 times)
FT Att.	2	04/21/11	Portland vs Dallas (6 times)
Off. Reb.	2	04/20/10	Portland at Phoenix
Def. Reb.	7	04/24/10	Portland vs Phoenix
Rebounds	7	04/24/10	Portland vs Phoenix
Assists	4	04/16/11	Portland at Dallas
Steals	2	04/25/11	Portland at Dallas (Twice)
Turnovers	2	04/21/11	Portland vs Dallas (3 times)
Blocks	2	04/25/11	Portland at Dallas (Twice)
Points	18	04/18/10	Portland at Phoenix

## MARCUS CAMBY

### 2010-11 NBA SEASON HIGHS

Minutes	43	11/04/10	Portland vs Oklahoma City
FG	6	12/10/10	Portland at Phoenix (3 times)
FG Att.	13	10/27/10	Portland at L.A. Clippers
3-Point FG	0	04/12/11	Portland vs Memphis (59 times)
3-Point Att.	1	03/17/11	Portland vs Cleveland
FT	5	11/01/10	Portland at Chicago
FT Att.	6	01/14/11	Portland at Phoenix
Off. Reb.	7	11/01/10	Portland at Chicago (Twice)
Def. Reb.	17	12/30/10	Portland vs Utah
Rebounds	20	01/04/11	Portland at Dallas (Twice)
Assists	8	01/02/11	Portland vs Houston
Steals	3	01/07/11	Portland at Minnesota
Turnovers	4	01/11/11	Portland vs New York (Twice)
Blocks	5	01/11/11	Portland vs New York (Twice)
Points	16	12/10/10	Portland at Phoenix





# Trail Blazers Season & Career Highs

## NBA CAREER HIGHS

Minutes	49	12/19/08	L.A. Clippers at Indiana (Twice)
FG	16	03/18/97	Toronto vs Philadelphia
FG Att.	28	03/23/97	Toronto vs Atlanta
3-Point FG	1	12/31/09	L.A. Clippers vs Philadelphia (16 times)
3-Point Att.	2	03/14/08	Denver vs Toronto (5 times)
FT	13	04/06/00	New York vs Washington
FT Att.	16	04/06/00	New York vs Washington
Off. Reb.	11	01/02/09	L.A. Clippers at Phoenix
Def. Reb.	20	01/23/08	Denver vs Atlanta
Rebounds	27	12/17/08	L.A. Clippers at Chicago
Assists	11	04/05/08	Denver vs Sacramento
Steals	6	12/21/05	Denver vs Washington
Turnovers	6	01/14/09	L.A. Clippers vs Atlanta (11 times)
Blocks	11	01/17/08	Denver vs Utah (Twice)
Points	37	03/23/97	Toronto vs Atlanta

## NBA CAREER POSTSEASON HIGHS

Minutes	44	04/22/01	New York vs Toronto
FG	10	04/30/04	Denver at Minnesota
FG Att.	15	04/30/04	Denver at Minnesota (3 times)
3-Point FG	1	04/19/11	Portland at Dallas (3 times)
3-Point Att.	1	04/19/11	Portland at Dallas (7 times)
FT	9	06/09/99	New York at Indiana
FT Att.	13	06/09/99	New York at Indiana
Off. Reb.	8	04/24/04	Denver vs Minnesota
Def. Reb.	17	04/25/07	Denver at San Antonio
Rebounds	19	05/02/07	Denver at San Antonio
Assists	5	04/16/11	Portland at Dallas (5 times)
Steals	4	06/07/99	New York vs Indiana (3 times)
Turnovers	5	05/02/07	Denver at San Antonio
Blocks	6	05/12/00	New York vs Miami (Twice)
Points	21	04/30/04	Denver at Minnesota (3 times)

## JAMAL CRAWFORD

### 2010-11 NBA SEASON HIGHS

Minutes	39	03/26/11	Atlanta vs New Jersey
FG	12	02/04/11	Atlanta vs L.A. Clippers (Twice)
FG Att.	23	01/12/11	Atlanta at Toronto
3-Point FG	5	02/04/11	Atlanta vs L.A. Clippers
3-Point Att.	12	02/04/11	Atlanta vs L.A. Clippers
FT	9	02/27/11	Atlanta at Portland (3 times)
FT Att.	11	12/11/10	Atlanta vs Indiana
Off. Reb.	2	02/23/11	Atlanta at Phoenix
Def. Reb.	5	01/18/11	Atlanta at Miami (Twice)
Rebounds	6	01/05/11	Atlanta at Utah
Assists	8	03/15/11	Atlanta vs Milwaukee (Twice)
Steals	5	12/31/10	Atlanta at Oklahoma City
Turnovers	6	02/27/11	Atlanta at Portland (Twice)
Blocks	2	12/10/10	Atlanta at San Antonio
Points	36	01/12/11	Atlanta at Toronto

## NBA CAREER HIGHS

Minutes	60	01/14/09	Golden State vs Sacramento
FG	20	01/26/07	New York vs Miami
FG Att.	34	04/11/04	Chicago at Toronto
3-Point FG	8	01/26/07	New York vs Miami
3-Point Att.	16	02/22/08	New York vs Toronto
FT	17	12/20/08	Golden State at Charlotte
FT Att.	18	12/20/08	Golden State at Charlotte
Off. Reb.	4	01/05/07	New York at Seattle (3 times)
Def. Reb.	11	04/09/06	New York at Boston
Rebounds	11	04/09/06	New York at Boston (Twice)
Assists	12	03/15/05	New York vs Miami (3 times)
Steals	6	02/13/08	New York at Boston (Twice)
Turnovers	7	02/22/08	New York vs Toronto (5 times)
Blocks	3	11/19/04	New York at Dallas
Points	52	01/26/07	New York vs Miami

## NBA CAREER POSTSEASON HIGHS

Minutes	40	05/10/10	Atlanta vs Orlando
FG	10	04/24/11	Atlanta vs Orlando
FG Att.	19	04/22/11	Atlanta vs Orlando
3-Point FG	4	04/16/11	Atlanta at Orlando
3-Point Att.	10	04/28/11	Atlanta vs Orlando
FT	8	05/10/10	Atlanta vs Orlando
FT Att.	11	05/10/10	Atlanta vs Orlando
Off. Reb.	1	05/06/11	Atlanta vs Chicago (Twice)
Def. Reb.	5	04/30/10	Atlanta at Milwaukee (Twice)
Rebounds	5	04/30/10	Atlanta at Milwaukee (Twice)
Assists	6	04/24/11	Atlanta vs Orlando (Twice)
Steals	2	05/08/11	Atlanta vs Chicago (4 times)
Turnovers	4	04/28/10	Atlanta vs Milwaukee
Blocks	1	05/02/11	Atlanta at Chicago (5 times)
Points	25	04/24/11	Atlanta vs Orlando (Twice)

## RAYMOND FELTON

### 2010-11 NBA SEASON HIGHS

Minutes	53	11/28/10	New York at Detroit
FG	13	11/19/10	New York at Golden State
FG Att.	22	12/30/10	New York at Orlando
3-Point FG	6	03/14/11	Denver at New Orleans
3-Point Att.	11	11/28/10	New York at Detroit
FT	10	01/12/11	New York at Utah (Twice)
FT Att.	10	01/12/11	New York at Utah (3 times)
Off. Reb.	4	11/16/10	New York at Denver
Def. Reb.	8	01/07/11	New York at Phoenix
Rebounds	10	01/07/11	New York at Phoenix
Assists	17	12/12/10	New York vs Denver
Steals	7	11/20/10	New York at L.A. Clippers
Turnovers	6	02/12/11	New York at New Jersey (5 times)
Blocks	1	02/16/11	New York vs Atlanta (11 times)
Points	35	11/19/10	New York at Golden State

## NBA CAREER HIGHS

Minutes	57	12/29/06	Charlotte vs L.A. Lakers
FG	13	11/19/10	New York at Golden State (Twice)
FG Att.	24	12/29/06	Charlotte vs L.A. Lakers
3-Point FG	6	03/14/11	Denver at New Orleans
3-Point Att.	11	11/28/10	New York at Detroit
FT	13	11/21/07	Charlotte vs Washington
FT Att.	16	11/21/07	Charlotte vs Washington
Off. Reb.	5	01/13/06	Charlotte vs Milwaukee
Def. Reb.	10	01/27/09	Charlotte at L.A. Lakers
Rebounds	11	01/27/09	Charlotte at L.A. Lakers
Assists	19	12/30/06	Charlotte at Indiana
Steals	7	11/20/10	New York at L.A. Clippers (Twice)
Turnovers	9	03/20/07	Charlotte vs Cleveland
Blocks	2	04/06/10	Charlotte vs Atlanta (10 times)
Points	35	11/19/10	New York at Golden State

## NBA CAREER POSTSEASON HIGHS

Minutes	36	04/20/11	Denver at Oklahoma City
FG	7	04/18/10	Charlotte at Orlando
FG Att.	14	04/24/10	Charlotte vs Orlando (Twice)
3-Point FG	2	04/20/11	Denver at Oklahoma City (3 times)
3-Point Att.	4	04/20/11	Denver at Oklahoma City (5 times)
FT	6	04/25/11	Denver vs Oklahoma City
FT Att.	9	04/25/11	Denver vs Oklahoma City
Off. Reb.	2	04/21/10	Charlotte at Orlando
Def. Reb.	4	04/23/11	Denver vs Oklahoma City
Rebounds	4	04/23/11	Denver vs Oklahoma City (Twice)
Assists	8	04/17/11	Denver at Oklahoma City
Steals	4	04/27/11	Denver at Oklahoma City
Turnovers	5	04/27/11	Denver at Oklahoma City
Blocks	0	04/27/11	Denver at Oklahoma City (9 times)
Points	19	04/18/10	Charlotte at Orlando

# Trail Blazers Season & Career Highs

## ARMON JOHNSON

### NBA CAREER HIGHS (ALSO 2010-11 SEASON HIGHS)

Minutes	35	04/13/11	Portland at Golden State
FG	5	04/13/11	Portland at Golden State (Twice)
FG Att.	12	04/13/11	Portland at Golden State
3-Point FG	2	11/02/10	Portland at Milwaukee
3-Point Att.	2	11/26/10	Portland vs New Orleans (4 times)
FT	3	11/13/10	Portland at New Orleans
FT Att.	6	11/01/10	Portland at Chicago
Off. Reb.	2	12/12/10	Portland at San Antonio (Twice)
Def. Reb.	3	04/13/11	Portland at Golden State (Twice)
Rebounds	4	11/30/10	Portland at Philadelphia (Twice)
Assists	5	11/02/10	Portland at Milwaukee
Steals	2	04/13/11	Portland at Golden State
Turnovers	6	11/06/10	Portland vs Toronto
Blocks	1	10/30/10	Portland at New York
Points	12	04/13/11	Portland at Golden State (Twice)

## CHRIS JOHNSON

### NBA CAREER HIGHS (ALSO 2010-11 SEASON HIGHS)

Minutes	40	04/13/11	Portland at Golden State
FG	2	03/22/11	Portland vs Washington (Twice)
FG Att.	8	04/13/11	Portland at Golden State
3-Point FG	0	04/13/11	Portland at Golden State (14 times)
3-Point Att.	0	04/13/11	Portland at Golden State (14 times)
FT	6	04/13/11	Portland at Golden State
FT Att.	8	04/13/11	Portland at Golden State
Off. Reb.	8	04/13/11	Portland at Golden State
Def. Reb.	5	04/13/11	Portland at Golden State
Rebounds	13	04/13/11	Portland at Golden State
Assists	1	04/13/11	Portland at Golden State (3 times)
Steals	1	04/13/11	Portland at Golden State (3 times)
Turnovers	2	04/13/11	Portland at Golden State (Twice)
Blocks	3	03/22/11	Portland vs Washington (Twice)
Points	8	04/13/11	Portland at Golden State

## WESLEY MATTHEWS

### 2010-11 NBA SEASON HIGHS

Minutes	50	02/25/11	Portland vs Denver
FG	11	02/05/11	Portland at Cleveland (Twice)
FG Att.	20	01/24/11	Portland vs Sacramento (3 times)
3-Point FG	7	01/07/11	Portland at Minnesota
3-Point Att.	10	01/14/11	Portland at Phoenix (5 times)
FT	10	03/28/11	Portland at San Antonio
FT Att.	12	03/28/11	Portland at San Antonio
Off. Reb.	2	04/12/11	Portland vs Memphis (12 times)
Def. Reb.	9	11/18/10	Portland vs Denver
Rebounds	10	11/18/10	Portland vs Denver
Assists	9	01/22/11	Portland vs Indiana
Steals	4	03/22/11	Portland vs Washington (3 times)
Turnovers	5	02/11/11	Portland at Toronto (3 times)
Blocks	2	11/18/10	Portland vs Denver
Points	36	01/07/11	Portland at Minnesota

### NBA CAREER HIGHS

Minutes	50	02/25/11	Portland vs Denver
FG	11	02/05/11	Portland at Cleveland (Twice)
FG Att.	20	01/24/11	Portland vs Sacramento (3 times)
3-Point FG	7	01/07/11	Portland at Minnesota
3-Point Att.	10	01/14/11	Portland at Phoenix (5 times)
FT	10	03/28/11	Portland at San Antonio
FT Att.	12	03/28/11	Portland at San Antonio
Off. Reb.	3	04/06/10	Utah vs Oklahoma City
Def. Reb.	9	11/18/10	Portland vs Denver
Rebounds	10	11/18/10	Portland vs Denver
Assists	9	01/22/11	Portland vs Indiana
Steals	4	03/22/11	Portland vs Washington (4 times)
Turnovers	6	04/14/10	Utah vs Phoenix
Blocks	3	04/13/10	Utah at Golden State
Points	36	01/07/11	Portland at Minnesota

### NBA CAREER POSTSEASON HIGHS

Minutes	42	04/25/10	Utah vs Denver
FG	8	04/21/11	Portland vs Dallas
FG Att.	14	04/28/11	Portland vs Dallas
3-Point FG	4	04/21/11	Portland vs Dallas (Twice)
3-Point Att.	7	04/28/11	Portland vs Dallas (Twice)
FT	13	04/30/10	Utah vs Denver
FT Att.	15	04/30/10	Utah vs Denver
Off. Reb.	2	05/04/10	Utah at L.A. Lakers (3 times)
Def. Reb.	6	05/02/10	Utah at L.A. Lakers
Rebounds	7	05/02/10	Utah at L.A. Lakers
Assists	4	04/30/10	Utah vs Denver
Steals	3	05/04/10	Utah at L.A. Lakers (4 times)
Turnovers	3	04/19/11	Portland at Dallas (4 times)
Blocks	1	04/19/11	Portland at Dallas (6 times)
Points	25	04/21/11	Portland vs Dallas

## GREG ODEN

### 2010-11 NBA SEASON HIGHS

Minutes	34	11/16/09	Portland at Atlanta
FG	8	11/11/09	Portland at Minnesota
FG Att.	13	12/01/09	Portland vs Miami
3-Point FG	0	12/05/09	Portland vs Houston (21 times)
3-Point Att.	0	12/05/09	Portland vs Houston (21 times)
FT	10	11/23/09	Portland vs Chicago
FT Att.	12	11/23/09	Portland vs Chicago
Off. Reb.	11	12/01/09	Portland vs Miami
Def. Reb.	9	12/01/09	Portland vs Miami (3 times)
Rebounds	20	12/01/09	Portland vs Miami
Assists	2	12/01/09	Portland vs Miami (4 times)
Steals	2	11/28/09	Portland at Utah
Turnovers	7	10/27/09	Portland vs Houston
Blocks	5	10/27/09	Portland vs Houston
Points	24	11/23/09	Portland vs Chicago

### NBA CAREER HIGHS

Minutes	42	12/12/08	Portland vs L.A. Clippers
FG	9	01/19/09	Portland vs Milwaukee
FG Att.	14	01/19/09	Portland vs Milwaukee
3-Point FG	0	12/05/09	Portland vs Houston (82 times)
3-Point Att.	0	12/05/09	Portland vs Houston (82 times)
FT	10	11/23/09	Portland vs Chicago
FT Att.	12	11/23/09	Portland vs Chicago
Off. Reb.	11	12/01/09	Portland vs Miami
Def. Reb.	11	11/30/08	Portland at Detroit
Rebounds	20	12/01/09	Portland vs Miami
Assists	3	12/30/08	Portland vs Boston (3 times)
Steals	3	12/30/08	Portland vs Boston
Turnovers	7	10/27/09	Portland vs Houston
Blocks	6	02/08/09	Portland vs New York
Points	24	11/23/09	Portland vs Chicago (Twice)

### NBA CAREER POSTSEASON HIGHS

Minutes	22	04/18/09	Portland vs Houston
FG	6	04/18/09	Portland vs Houston
FG Att.	7	04/18/09	Portland vs Houston
3-Point FG	0	04/30/09	Portland at Houston (6 times)
3-Point Att.	0	04/30/09	Portland at Houston (6 times)
FT	3	04/18/09	Portland vs Houston
FT Att.	4	04/28/09	Portland vs Houston (Twice)
Off. Reb.	3	04/30/09	Portland at Houston (Twice)
Def. Reb.	3	04/30/09	Portland at Houston (4 times)
Rebounds	6	04/30/09	Portland at Houston
Assists	0	04/30/09	Portland at Houston (6 times)
Steals	1	04/28/09	Portland vs Houston (Twice)
Turnovers	4	04/30/09	Portland at Houston
Blocks	2	04/30/09	Portland at Houston (Twice)
Points	15	04/18/09	Portland vs Houston



# Trail Blazers Season & Career Highs

## CRAIG SMITH

### 2010-11 NBA SEASON HIGHS

Minutes	27	04/08/11	L.A. Clippers at Dallas
FG	8	11/05/10	L.A. Clippers at Denver
FG Att.	9	03/19/11	L.A. Clippers vs Cleveland (Twice)
3-Point FG	0	04/13/11	L.A. Clippers vs Memphis (48 times)
3-Point Att.	1	04/06/11	L.A. Clippers at Okla. City (5 times)
FT	5	04/08/11	L.A. Clippers at Dallas (Twice)
FT Att.	7	12/18/10	L.A. Clippers at Chicago
Off. Reb.	3	12/08/10	L.A. Clippers vs L.A. Lakers (4 times)
Def. Reb.	4	04/02/11	L.A. Clippers vs Okla. City (3 times)
Rebounds	6	12/18/10	L.A. Clippers at Chicago (4 times)
Assists	3	11/26/10	L.A. Clippers at Phoenix (Twice)
Steals	2	12/18/10	L.A. Clippers at Chicago (Twice)
Turnovers	4	11/09/10	L.A. Clippers at New Orleans
Blocks	2	04/13/11	L.A. Clippers vs Memphis
Points	18	11/05/10	L.A. Clippers at Denver

### NBA CAREER HIGHS

Minutes	42	12/12/08	Portland vs L.A. Clippers
Minutes	39	04/16/07	Minnesota at Denver
FG	14	12/11/07	Minnesota at Washington
FG Att.	22	12/11/07	Minnesota at Washington
3-Point FG	1	11/07/09	L.A. Clippers vs Memphis
3-Point Att.	2	04/01/08	Minnesota vs Detroit
FT	11	11/28/08	Minnesota at Oklahoma City
FT Att.	15	11/28/08	Minnesota at Oklahoma City
Off. Reb.	7	12/06/07	Minnesota at Atlanta (Twice)
Def. Reb.	8	03/17/10	L.A. Clippers vs Milwaukee (4 times)
Rebounds	13	04/18/07	Minnesota vs Memphis (Twice)
Assists	5	11/20/09	L.A. Clippers vs Denver (4 times)
Steals	5	04/16/07	Minnesota at Denver
Turnovers	5	02/17/10	L.A. Clippers vs Atlanta (Twice)
Blocks	3	10/30/09	L.A. Clippers at Utah (Twice)
Points	36	12/11/07	Minnesota at Washington

## KURT THOMAS

### 2010-11 NBA SEASON HIGHS

Minutes	44	01/24/11	Chicago vs Milwaukee
FG	10	01/24/11	Chicago vs Milwaukee
FG Att.	16	01/24/11	Chicago vs Milwaukee
3-Point FG	1	03/15/11	Chicago vs Washington
3-Point Att.	1	03/15/11	Chicago vs Washington
FT	3	12/31/10	Chicago vs New Jersey
FT Att.	4	01/18/11	Chicago vs Charlotte (Twice)
Off. Reb.	7	03/15/11	Chicago vs Washington
Def. Reb.	14	01/14/11	Chicago at Indiana
Rebounds	18	01/14/11	Chicago at Indiana
Assists	5	01/24/11	Chicago vs Milwaukee
Steals	3	04/01/11	Chicago at Detroit (3 times)
Turnovers	4	12/25/10	Chicago at New York
Blocks	5	12/21/10	Chicago vs Philadelphia
Points	22	01/24/11	Chicago vs Milwaukee

### NBA CAREER HIGHS

Minutes	49	03/12/04	New York at Philadelphia
FG	16	03/17/02	New York at Cleveland
FG Att.	27	02/21/03	New York at Golden State
3-Point FG	1	03/15/11	Chicago vs Washington (8 times)
3-Point Att.	1	03/15/11	Chicago vs Washington (31 times)
FT	10	12/04/99	New York at New Jersey
FT Att.	12	12/04/99	New York at New Jersey
Off. Reb.	11	01/21/01	New York vs Indiana
Def. Reb.	16	11/30/07	Seattle vs Indiana
Rebounds	21	02/05/05	New York at Phoenix
Assists	7	11/02/02	New York vs Boston
Steals	5	03/08/02	New York at Utah
Turnovers	7	02/19/99	New York at Philadelphia
Blocks	6	12/02/02	New York vs Cleveland
Points	33	11/08/02	New York at Indiana (Twice)

### NBA CAREER POSTSEASON HIGHS

Minutes	42	04/21/11	Portland vs Dallas
Minutes	43	04/26/01	New York vs Toronto
FG	8	04/20/04	New York at New Jersey
FG Att.	16	04/20/04	New York at New Jersey
3-Point FG	0	05/26/11	Chicago vs Miami (96 times)
3-Point Att.	1	05/04/11	Chicago vs Atlanta (Twice)
FT	9	04/26/01	New York vs Toronto
FT Att.	12	04/26/01	New York vs Toronto
Off. Reb.	7	06/16/99	New York at San Antonio
Def. Reb.	13	04/25/04	New York vs New Jersey
Rebounds	16	06/16/99	New York at San Antonio
Assists	5	05/02/01	New York at Toronto
Steals	4	06/16/99	New York at San Antonio
Turnovers	4	04/20/04	New York at New Jersey
Blocks	3	05/12/07	Phoenix at San Antonio (Twice)
Points	23	04/26/01	New York vs Toronto

## GERALD WALLACE

### 2010-11 NBA SEASON HIGHS

Minutes	45	03/27/11	Portland at Oklahoma City (Twice)
FG	16	03/27/11	Portland at Oklahoma City
FG Att.	28	03/27/11	Portland at Oklahoma City
3-Point FG	4	04/07/11	Portland at Utah (3 times)
3-Point Att.	7	11/26/10	Charlotte vs Houston
FT	17	11/15/10	Charlotte vs Minnesota
FT Att.	19	11/15/10	Charlotte vs Minnesota
Off. Reb.	6	11/12/10	Charlotte at Washington
Def. Reb.	14	11/06/10	Charlotte vs Orlando
Rebounds	16	02/07/11	Charlotte vs Boston (Twice)
Assists	8	03/19/11	Portland vs Philadelphia
Steals	4	03/22/11	Portland vs Washington (Twice)
Turnovers	6	10/30/10	Charlotte at Milwaukee
Blocks	5	12/03/10	Charlotte vs New Jersey
Points	40	03/27/11	Portland at Oklahoma City

### NBA CAREER HIGHS

Minutes	55	01/11/08	Charlotte at Cleveland
FG	17	03/28/06	Charlotte vs Atlanta
FG Att.	30	01/16/08	Charlotte vs Orlando
3-Point FG	5	11/23/05	Charlotte vs New York
3-Point Att.	8	01/16/08	Charlotte vs Orlando (5 times)
FT	17	11/15/10	Charlotte vs Minnesota
FT Att.	22	12/31/07	Charlotte vs Indiana
Off. Reb.	8	01/16/08	Charlotte vs Orlando
Def. Reb.	17	12/04/09	Charlotte at New Jersey
Rebounds	20	12/04/09	Charlotte at New Jersey (Twice)
Assists	10	01/26/08	Charlotte vs Philadelphia
Steals	8	01/13/06	Charlotte vs Milwaukee
Turnovers	8	01/06/08	Charlotte vs Milwaukee
Blocks	6	01/16/06	Charlotte vs NO/Okla. City (Twice)
Points	42	01/31/07	Charlotte vs New York

### NBA CAREER POSTSEASON HIGHS

Minutes	42	04/21/11	Portland vs Dallas
FG	10	04/28/11	Portland vs Dallas
FG Att.	17	04/28/11	Portland vs Dallas
3-Point FG	1	04/28/11	Portland vs Dallas (3 times)
3-Point Att.	6	04/28/11	Portland vs Dallas
FT	11	04/28/11	Portland vs Dallas
FT Att.	12	04/28/11	Portland vs Dallas
Off. Reb.	5	04/28/11	Portland vs Dallas
Def. Reb.	10	04/23/11	Portland vs Dallas (Twice)
Rebounds	12	04/28/11	Portland vs Dallas
Assists	6	04/19/11	Portland at Dallas
Steals	3	04/16/11	Portland at Dallas
Turnovers	4	04/25/11	Portland at Dallas
Blocks	2	04/25/11	Portland at Dallas
Points	32	04/28/11	Portland vs Dallas

# You can tell he's off his game; we can tell you why



At Banfield, your input meets our expertise and our full complement of pet care services—everything from preventive care and thorough physical examinations, to regular procedures and surgery. Partnering to provide answers—that's Banfield.

Look for us inside PetSmart® or at [banfield.com](https://www.banfield.com)

**FREE Office Visit &  
Consultation** with this coupon!

First time clients only, please. No cash value.  
Valid for dogs & cats only. Not valid with any other  
offer or for products or prescriptions. Quick order #3648.



**Banfield**  
PET HOSPITAL

inside **PETSMART**

# make it better

 PORTLAND TRAIL BLAZERS



## Our Mission

The Portland Trail Blazers believe life is more than a game, more than the numbers on a scoreboard. We will give our time, talent and resources to help children and their families live, learn and play.

During the 2010-11 season, the Portland Trail Blazers staff, team and fans lent over 107,000 assists, impacting the lives of individuals across Oregon and southwest Washington. Our goal is to ensure that number grows every day.

[trailblazers.com/makeitbetter](http://trailblazers.com/makeitbetter)

[Click here to return to table of contents](#)



# TRAIL BLAZERS COMMUNITY

## Live

- Dedicated to helping children around the region find positive adult role models through our support of mentorship organizations such as Big Brothers Big Sisters and Oregon Mentors Team Oden.
- \$200,000 directed to organizations dedicated to serving underserved youth.
- The Trail Blazers are the first and only professional sports team to have received the National Points of Light Award for Excellence in Corporate Community Service.
- In 2010, the Trail Blazers and Wells Fargo earned a Spirit of Portland Award for the "Take Time Out" campaign, where the two partnered to donate more than 50,000 community service volunteer hours to schools, churches, and other organizations.



Despite our physical height, we often find ourselves looking up to others.



- Donated more than \$200,000 to Self Enhancement Inc., a nationally recognized youth development program, over the past decade.
- An ongoing partnership in support of Boys and Girls Club Portland and the Trail Blazers Boys and Girls Club which opened in 1995. The Club was the first in the nation to be sponsored by a professional sports team.
- The team's annual Harvest Dinner, in its 16th season, has served more than 80,000 local homeless and transitional families and individuals, and provides access to much needed services.
- In 2010, the Portland Trail Blazers became the first major sports team to earn LEED Gold status for a major league sports facility, a milestone in the greening of sports.

# make it better

 PORTLAND TRAIL BLAZERS

## Learn

- Invested \$2,000,000 in schools, education programs and after-school and mentorship programs over the past decade.
- Nearly \$300,000 contributed to statewide literacy efforts like Start Making A Reader Today (SMART) and Read to Achieve.
- Provided \$1,000,000 in cash and in-kind support to Albina Head Start for its ongoing work with Portland area preschoolers.
- The team has created reading and learning centers at Portland area youth service facilities including Albina Head Start, Jefferson High School, Friends of the Children, Police Activities League, Boys and Girls Clubs and the YMCA.



We love light bulbs. Especially when they suddenly appear above a child's head.



- Each year, The Trail Blazers and Wells Fargo donate \$60,000 to Start Making A Reader Today through the SMART Play of the Game program.
- More than 25,000 Oregon and southwest Washington students were inspired to read last year through the Trail Blazers Read to Achieve program.
- Team members, alumni and Blaze participated in seven reading assemblies at schools during the 2010-11 school year.

# TRAIL BLAZERS COMMUNITY

## Play

- Hosted a NBA FIT regional competition, promoting the importance of proper nutrition and exercise to more than 200 kids from the Pacific Northwest.
- Traveled across the state in two Kia Sorentos and hosted free basketball clinics in three communities for more than 250 kids during the fourth annual Trail Blazers **make it better** Summer Tour presented by Kia Motors.
- Hosted more than 15 hoops clinics around the greater Portland area engaging more than 600 kids.



Remember when your favorite subject was recess? Ours still is.



- Through three Trail Blazers Hoops Camps, 500 kids learned basketball skills and sportsmanship from Trail Blazers players, alumni and coaches.
- The 8th annual Trail Blazers Street Jam provided exciting 3-on-3 basketball competition for more than 2,500 basketball enthusiasts with proceeds benefiting Special Olympics Oregon.
- Coach McMillan and his staff hosted kids of the Regence Boys and Girls Club in New Columbia to a free basketball camp, teaching life lessons through basketball. Campers got jerseys, shirts and other Trail Blazers goodies including tickets to a 2011-12 game.

# make it better

 PORTLAND TRAIL BLAZERS

## make it better foundation

Since the beginning of **make it better** in 2007, the Trail Blazers staff, team, and fans have given more than 400,000 assists in the areas ranging from education to homelessness to literacy, youth sports, mentoring and beyond. In 2010, the Trail Blazers and **make it better** teamed with Oregon Community Foundation to award grants totaling \$150,000 to seven organizations. In 2011, the Trail Blazers created the **make it better foundation** to bring the organization closer to the community and to make a promise to help those who will need us in the future generations.

The **make it better foundation** will award grants annually in the areas of live, learn and play. The foundation's board of directors will meet semi-annually to promote and increase the work and reach of the foundation.



## board of directors

**Margaret Carter**  
State of Oregon, Dept. Of Human Services

**Sue Coliton**  
Paul G. Allen Family Foundation

**Christine Love Dudley**  
Community supporter

**Mike Fennell**  
Portland Trail Blazers

**Bob Gross**  
McBride Construction/Alumnus

**Sarah Mensah**  
Portland Trail Blazers

**Brian Mistovich**  
Ovations

**Gregg Olson**  
Portland Trail Blazers

**Chris Oxley**  
AEG

**Susie Porter**  
Community supporter

**Traci Rose**  
Portland Trail Blazers

**Tiana Roy**  
Community supporter

**Tim Sexton**  
Portland Trail Blazers

**Pamela Weatherspoon**  
Legacy Health Services

# TRAIL BLAZERS COMMUNITY

## Recipients

Prior to the 2010-11 season, the Trail Blazers awarded **make it better** grants to seven organizations in the foundation's three categories of emphasis. The second round of **make it better foundation** grantees will be announced in the fall of 2011.

### Live:

Virginia Garcia Memorial Health Center  
IRCO  
St. Mary's Home for Boys

### Learn:

Open Meadows School  
Catalyst: the Campaign for Vernonia Schools

### Play:

OregonFIRST (For Inspiration and Recognition of Science and Technology)  
Police Activities League



## How to Support the **make it better foundation**

Throughout the season, the **make it better foundation** raises money through scoreboard announcements, silent auctions, donation boxes at the Rose Garden arena concession stands, and sales of **make it better** merchandise in the Trail Blazers Fan Shop. The Trail Blazers also host the annual Hoops & Heart Gala, which provides a special opportunity to spend an evening with Trail Blazers coaches, team, and distinguished alumni. Additionally, supporters of **make it better** can contribute to the foundation by mailing a tax-deductible donation to **make it better foundation**, one center court, suite 200, Portland, OR 97227.





**PORT**



SEASON IN REVIEW

# 2010-11 NBA Standings

## WESTERN CONFERENCE

### NORTHWEST DIVISION

	W	L	Pct.	GB	HOME	ROAD
Oklahoma City (4)	55	27	.671	--	30-11	25-16
Denver (5)	50	32	.610	5	33-8	17-24
<b>Portland (6)</b>	<b>48</b>	<b>34</b>	<b>.585</b>	<b>7</b>	<b>30-11</b>	<b>18-23</b>
Utah	39	43	.476	16	21-20	18-23
Minnesota	17	65	.207	38	12-29	5-36

### VS. OPPONENTS

HOME	ROAD	TOTAL	Pct.
1-1	0-2	1-3	.250
2-0	0-2	2-2	.500
---	---	---	---
1-1	2-0	3-1	.750
2-0	2-0	4-0	1.000
<b>6-2</b>	<b>4-4</b>	<b>10-6</b>	<b>.625</b>

### PACIFIC DIVISION

L.A. Lakers (2)	57	25	.695	--	30-11	27-14
Phoenix	40	42	.488	17	23-18	17-24
Golden State	36	46	.439	21	26-15	10-31
L.A. Clippers	32	50	.390	25	23-18	9-32
Sacramento	24	58	.293	33	11-30	13-28

1-1	0-2	1-3	.250
2-0	1-1	3-1	.750
1-1	0-2	1-3	.250
2-0	1-0	3-0	1.000
0-1	2-0	2-1	.667
<b>6-3</b>	<b>4-5</b>	<b>10-8</b>	<b>.556</b>

### SOUTHWEST DIVISION

San Antonio (1)	61	21	.744	--	36-5	25-16
Dallas (3)	57	25	.695	4	29-12	28-13
New Orleans (7)	46	36	.561	15	28-13	18-23
Memphis (8)	46	36	.561	15	30-11	16-25
Houston	43	39	.524	18	25-16	18-23

2-0	1-1	3-1	.750
2-0	0-2	2-2	.500
1-1	0-2	1-3	.250
1-0	1-1	2-1	.667
1-1	1-0	2-1	.667
<b>7-2</b>	<b>3-6</b>	<b>10-8</b>	<b>.556</b>

**Western Conference Totals** ..... **19-7 11-15 30-22 .577**

## EASTERN CONFERENCE

### ATLANTIC DIVISION

Boston (3)	56	26	.683	--	33-8	23-18
New York (6)	42	40	.512	14	23-18	19-22
Philadelphia (7)	41	41	.500	15	26-15	15-26
New Jersey	24	58	.293	32	19-22	5-36
Toronto	22	60	.268	34	16-25	6-35

0-1	0-1	0-2	.000
0-1	1-0	1-1	.500
1-0	0-1	1-1	.500
1-0	0-1	1-1	.500
1-0	1-0	2-0	1.000
<b>3-2</b>	<b>2-3</b>	<b>5-5</b>	<b>.500</b>

### CENTRAL DIVISION

Chicago (1)	62	20	.756	--	36-5	26-15
Indiana (8)	37	45	.451	25	24-17	13-28
Milwaukee	35	47	.427	27	22-19	13-28
Detroit	30	52	.366	32	21-20	9-32
Cleveland	19	63	.232	43	12-29	7-34

1-0	0-1	1-1	.500
1-0	0-1	1-1	.500
1-0	1-0	2-0	1.000
1-0	1-0	2-0	1.000
1-0	1-0	2-0	1.000
<b>5-0</b>	<b>3-2</b>	<b>8-2</b>	<b>.800</b>

### SOUTHEAST DIVISION

Miami (2)	58	24	.707	--	30-11	28-13
Orlando (4)	52	30	.634	6	29-12	23-18
Atlanta (5)	44	38	.537	14	24-17	20-21
Charlotte	34	48	.415	24	21-20	13-28
Washington	23	59	.280	35	20-21	3-38

0-1	1-0	1-1	.500
1-0	1-0	2-0	1.000
0-1	0-1	0-2	.000
1-0	0-1	1-1	.500
1-0	0-1	1-1	.500
<b>3-2</b>	<b>2-3</b>	<b>5-5</b>	<b>.500</b>

**Eastern Conference Totals** ..... **11-4 7-8 18-12 .600**

**TRAIL BLAZERS NBA TOTALS**..... **30-11 18-23 48-34 .585**



# 2010-11 NBA Honors

## Award Winners

NBA Most Valuable Player .....	Derrick Rose, Chicago Bulls
NBA Coach of the Year .....	Tom Thibodeau, Chicago Bulls
Kia Defensive Player of the Year .....	Dwight Howard, Orlando Magic
Kia Sixth Man Award .....	Lamar Odom, Los Angeles Lakers
Kia Most Improved Player .....	Kevin Love, Minnesota Timberwolves
T-Mobile Rookie of the Year .....	Blake Griffin, Los Angeles Clippers
NBA Sportsmanship Award .....	Stephen Curry, Golden State Warriors
J. Walter Kennedy Citizenship Award .....	Ron Artest, Los Angeles Lakers
NBA Executive of the Year .....	Gar Forman, Chicago Bulls/ Pat Riley, Miami Heat

### All-NBA

#### First Team

F	LeBron James, Miami
F	Kevin Durant, Oklahoma City
C	Dwight Howard, Orlando
G	Kobe Bryant, L.A. Lakers
G	Derrick Rose, Chicago

#### Second Team

F	Pau Gasol, L.A. Lakers
F	Dirk Nowitzki, Dallas
C	Amar'e Stoudemire, New York
G	Dwyane Wade, Miami
G	Russell Westbrook, Okla. City

#### Third Team

<b>F</b>	<b>LaMarcus Aldridge, Portland</b>
F	Zach Randolph, Memphis
C	Al Horford, Atlanta
G	Manu Ginobili, San Antonio
G	Chris Paul, New Orleans

### All-Defensive

#### First Team

Dwight Howard, Orlando
Rajon Rondo, Boston
LeBron James, Miami
Kobe Bryant, L.A. Lakers
Kevin Garnett, Boston

#### Second Team

Tony Allen, Memphis
Chris Paul, New Orleans
Tyson Chandler, Dallas
Andre Iguodala, Philadelphia
Joakim Noah, Chicago

### All-Rookie

#### First Team

Blake Griffin, L.A. Clippers
John Wall, Washington
Landry Fields, New York
DeMarcus Cousins, Sacramento
Gary Neal, San Antonio

#### Second Team

Greg Monroe, Detroit
Wesley Johnson, Minnesota
Eric Bledsoe, L.A. Clippers
Derrick Favors, Utah
Paul George, Indiana

2010-11

## NBA Players of the Week

Week	Eastern	Western
Oct. 31	Rajon Rondo, Bos	Paul Gasol, LAL
Nov. 7	Dwight Howard, Orl	Chris Paul, NO
Nov. 14	Derrick Rose, Chi	Deron Williams, Uta
Nov. 21	Amar'e Stoudemire, NY	Russell Westbrook, OKC
Nov. 28	Dwight Howard, Orl	Dirk Nowitzki, Dal
Dec. 5	Amar'e Stoudemire, NY	Russell Westbrook, OKC
Dec. 12	Dwyane Wade, Mia	Dirk Nowitzki, Dal
Dec. 19	Paul Pierce, Bos	Tony Parker, SA
Dec. 26	LeBron James, Mia	Monta Ellis, GS
Jan. 2	Dwyane Wade, Mia	Chauncey Billups, Den
Jan. 9	LeBron James, Mia	Zach Randolph, Mem
Jan. 16	Derrick Rose, Chi	Russell Westbrook, OKC
Jan. 23	Dwight Howard, Orl	<b>LaMarcus Aldridge, Por</b>
Jan. 30	LeBron James, Mia	Zach Randolph, Mem
Feb. 6	LeBron James, Mia	Kevin Durant, OKC
Feb. 13	Dwight Howard, Orl	<b>LaMarcus Aldridge, Por</b>
Feb. 27	Dwight Howard, Orl	Kevin Martin, Hou
Mar. 6	Paul Pierce, Bos	Russell Westbrook, OKC
Mar. 13	Dwyane Wade, Mia	Tony Parker, SA
Mar. 20	LeBron James, Mia	Kyle Lowry, Hou
Mar. 27	Dwight Howard, Orl	Kobe Bryant, LAL
Apr. 3	Carmelo Anthony, NY	Zach Randolph, Mem
Apr. 10	Carmelo Anthony, NY	Kevin Durant, OKC

## NBA Monthly Awards

Month	Eastern	Western
Player		
Nov.	Dwight Howard, Orl	Deron Williams, Uta
Dec.	LeBron James, Mia	Kevin Durant, OKC
Jan.	LeBron James, Mia	Zach Randolph, Mem
	Dwyane Wade, Mia	
Feb.	Dwight Howard, Orl	<b>LaMarcus Aldridge, Por</b>
Mar.	Derrick Rose, Chi	Kobe Bryant, LAL
Apr.	LeBron James, Mia	Kevin Durant, OKC
Coach		
Nov.	Doc Rivers, Bos	Gregg Popovich, SA
Dec.	Erik Spoelstra, Mia	Gregg Popovich, SA
Jan.	Tom Thibodeau, Chi	Monty Williams, NO
Feb.	Doug Collins, Phi	Rick Carlisle, Dal
Mar.	Tom Thibodeau, Chi	Phil Jackson, LAL
Apr.	Tom Thibodeau, Chi	<b>Nate McMillan, Por</b>
Rookie		
Nov.	Landry Fields, NY	Blake Griffin, LAC
Dec.	Landry Fields, NY	Blake Griffin, LAC
Jan.	John Wall, Was	Blake Griffin, LAC
Feb.	John Wall, Was	Blake Griffin, LAC
Mar.	John Wall, Was	Blake Griffin, LAC
Apr.	John Wall, Was	Blake Griffin, LAC

# 2010-11 Record by Lineup, Scoring, Injuries

## RECORD BY STARTING LINEUP

<b>LINEUP</b>	<b>W</b>	<b>L</b>	<b>PCT.</b>
Batum, Aldridge, Camby, Matthews, Roy	1	0	1.000
Fernandez, Aldridge, Cunningham, Matthews, Miller	1	0	1.000
Fernandez, Batum, Aldridge, Matthews, Miller	1	0	1.000
Batum, Aldridge, Cunningham, Matthews, Miller	7	1	.875
Batum, Wallace, Aldridge, Matthews, Miller	8	3	.727
Wallace, Aldridge, Camby, Matthews, Miller	3	1	.750
Batum, Aldridge, Camby, Matthews, Miller	14	10	.583
Batum, Aldridge, Camby, Roy, Miller	6	7	.461
Batum, Aldridge, Przybilla, Matthews, Miller	4	5	.444
Matthews, Aldridge, Camby, Roy, Miller	3	6	.333
Fernandez, C. Johnson, Barron, Matthews, Miller	0	1	.000
<b>TOTAL - 11 STARTING LINEUPS</b>	<b>48</b>	<b>34</b>	<b>.585</b>

## DOUBLE-DIGIT SCORING

<b>PLAYER</b>	<b>10-19</b>	<b>20-29</b>	<b>30-39</b>	<b>40+</b>
LaMarcus Aldridge	27	37	10	2
Luke Babbitt	1	-	-	-
Nicolas Batum	39	14	-	-
Marcus Camby	9	-	-	-
Dante Cunningham	8	-	-	-
Rudy Fernandez	29	2	-	-
Armon Johnson	4	-	-	-
Wesley Matthews	37	22	4	-
Andre Miller	45	8	-	-
Patrick Mills	9	1	-	-
Brandon Roy	14	10	-	-
Gerald Wallace	12	4	-	1

## GAMES MISSED DUE TO INJURY/ILLNESS

<b>PLAYER</b>	<b>GAMES</b>	<b>INJURY/ILLNESS</b>
Greg Oden	82	Left Knee
Elliot Williams	82	Right Knee, Left Knee
Brandon Roy	34	Left Knee
Joel Przybilla	25 (14,4,7)	Right Knee, Stomach Flu, Left Ankle
Marcus Camby	22 (2,2,16,2)	Right Shoulder, Right Ankle, Left Knee, Neck
Rudy Fernandez	4 (2,2)	Sore Back, Flu-like Symptoms
Sean Marks	2	Right Ankle
Nicolas Batum	1	Right Shoulder
<b>TOTAL</b>	<b>252</b>	



# 2010-11 Trail Blazers Statistics

## REGULAR SEASON GAMES

	G	St	Min	FG	FGA	Pct.	3FG	3AT	Pct.	FT	FTA	Pct.	Off	Def	Reb	Ast	PF	St	TO	Blk	Pts	Avg.
Aldridge	81	81	3211	707	1415	.500	4	23	.174	351	444	.791	278	431	709	170	220	82	153	94	1769	21.8
Matthews	82	69	2758	440	979	.449	154	378	.407	266	315	.844	48	210	258	164	195	102	138	9	1300	15.9
Wallace	23	15	821	134	269	.498	27	80	.338	69	90	.767	39	136	175	57	63	46	52	15	364	15.8
Miller	81	81	2650	388	844	.460	4	37	.108	249	292	.853	97	205	302	566	171	114	197	12	1029	12.7
Batum	80	67	2522	367	807	.455	118	342	.345	138	164	.841	109	252	361	123	194	68	83	49	990	12.4
Roy	47	23	1310	209	523	.400	38	114	.333	117	138	.848	28	93	121	129	76	37	55	12	573	12.2
Fernandez	78	3	1821	213	575	.370	116	361	.321	126	146	.863	37	135	172	193	134	87	88	14	668	8.6
Mills	64	0	783	135	328	.412	47	133	.353	36	47	.766	19	32	51	109	63	27	62	1	353	5.5
*Cunningham	56	9	1108	126	291	.433	0	4	.000	32	45	.711	73	116	189	30	139	39	33	32	284	5.1
Camby	59	51	1540	117	294	.398	0	1	.000	43	70	.614	182	424	606	121	140	40	62	92	277	4.7
Barron	2	1	37	3	11	.273	0	0	---	1	2	.500	4	10	14	3	4	0	3	0	7	3.5
A. Johnson	38	0	277	46	101	.455	5	12	.417	13	22	.591	11	25	36	45	31	5	38	1	110	2.9
C. Johnson	10	1	106	7	18	.389	0	0	---	13	18	.722	11	16	27	2	18	3	8	6	27	2.7
*Przybilla	31	9	445	21	34	.618	0	0	---	13	23	.565	28	93	121	13	63	5	22	14	55	1.8
*Marks	29	0	208	19	44	.432	2	21	1.000	5	8	.625	16	24	40	4	44	3	11	5	45	1.6
Babbitt	24	0	137	15	55	.273	3	16	.188	3	9	.333	6	24	30	6	15	2	8	2	36	1.5
*Oberto	5	0	45	3	5	.600	0	0	---	1	2	.500	3	4	7	0	10	0	3	0	7	1.4
*Collins	5	0	24	1	6	.167	0	0	---	0	0	---	7	0	7	1	5	0	2	0	2	0.4
Portland	82	-	19805	2951	6599	.447	518	1503	.345	1476	1835	.804	996	2230	3226	1736	1585	660	1070	358	7896	96.3
Opponents	82	-	19805	2904	6218	.467	529	1440	.367	1434	1869	.767	868	2385	3253	1573	1743	566	1286	339	7771	94.8

PF Disqualifications: Aldridge 3, Batum 2, Matthews 2, Cunningham 1, Fernandez 1, Wallace 1, Portland Totals 10, Opponent Totals 15.

\* Did not complete season with Trail Blazers

2010-11

## 2010-11 Trail Blazers Miscellaneous

### GAMES LED TEAM IN SCORING

Aldridge	39
Matthews	22
Roy	8
Miller	6
Batum	5
Wallace	4
Fernandez	4
Mills	1

### GAMES WITH 20 OR MORE POINTS

Aldridge	49
Matthews	26
Batum	14
Roy	10
Miller	8
Wallace	5
Fernandez	2
Mills	1

### GAMES WITH 30 OR MORE POINTS

Aldridge	12
Matthews	4
Wallace	1

### GAMES LED TEAM IN REB

Aldridge	36
Camby	35
Wallace	7
Batum	5
Matthews	2
*Cunningham	1
*Przybilla	1
Barron	1
C. Johnson	1
Miller	1

### GAMES WITH 10 OR MORE REB

Aldridge	36
Camby	33
Batum	6
Wallace	6
Babbitt	1
Barron	1
*Cunningham	1
C. Johnson	1
Matthews	1
*Przybilla	1
Roy	1

### GAMES LED TEAM IN ASSISTS

Miller	65
Aldridge	5
Camby	4
Fernandez	4
Mills	3
Batum	2
Matthews	2
Roy	2
Wallace	2
A. Johnson	1

### GAMES WITH 10 OR MORE ASSISTS

Miller	15
--------	----

### GAMES LED IN MINUTES PLAYED

Aldridge	43
Matthews	12
Batum	8
Wallace	8
Roy	5
Miller	4
Fernandez	1
C. Johnson	1

### DOUBLE-DOUBLES

Aldridge	36
Miller	11
Camby	8
Batum	6
Wallace	4
Babbitt	1
*Cunningham	1
Matthews	1
Roy	1

### GAMES LED TEAM IN STEALS

Miller	27
Fernandez	22
Matthews	21
Aldridge	13
Batum	13
Wallace	12
Camby	7
Mills	5
Roy	5
*Cunningham	4
A. Johnson	1

### GAMES ON INACTIVE LIST

Oden	80
Williams	79
*Przybilla	24
Babbitt	21
Roy	16
A. Johnson	7
Camby	5
Batum	1
Mills	1

### GAMES MISSED WITH INJURIES

Oden	82
Williams	82
Roy	34
*Przybilla	25
Camby	22
Fernandez	4
*Marks	2
Batum	1

### DISQUALIFICATIONS

Aldridge	3
Batum	2
Matthews	2
*Cunningham	1
Fernandez	1
Wallace	1

All 'games led' numbers include ties.

\* Did not complete season with Trail Blazers



# 2010-11 Home, Road Statistics

## HOME GAMES

	G	St	Min	FG	FGA	Pct.	3FG	3AT	Pct.	FT	FTA	Pct.	Off	Def	Reb	Ast	PF	St	TO	Blk	Pts	Avg.
Aldridge	41	41	1625	377	714	.528	0	9	.000	189	234	.808	145	247	392	87	109	41	84	43	943	23.0
Mathews	41	36	1422	226	526	.430	72	191	.377	138	162	.852	25	115	140	87	98	53	60	5	662	16.1
Wallace	13	10	459	72	143	.503	13	41	.317	40	50	.800	18	72	90	41	31	34	35	5	197	15.2
Batum	40	34	1345	205	452	.454	62	186	.333	87	101	.861	65	131	196	61	96	42	41	22	559	14.0
Miller	40	40	1300	191	403	.474	0	12	.000	117	135	.867	52	102	154	284	80	55	94	7	499	12.5
Roy	23	8	583	90	236	.381	18	51	.353	56	61	.918	15	49	64	58	30	13	21	5	254	11.0
Fernandez	38	2	986	119	303	.393	66	188	.351	75	89	.843	21	69	90	107	7	50	42	7	379	10.0
Mills	33	0	389	66	169	.391	23	76	.303	17	23	.739	12	13	25	45	7	14	35	0	172	5.2
*Cunningham	26	3	507	50	126	.397	0	0	---	22	32	.688	27	52	79	10	59	14	12	18	122	4.7
Camby	28	24	742	51	130	.392	0	1	.000	17	31	.548	87	195	282	65	64	23	33	40	119	4.3
Barron	1	0	1	1	1	1.000	0	0	---	0	0	---	0	1	1	0	0	0	0	0	2	2.0
A. Johnson	21	0	121	18	38	.474	2	5	.400	4	4	1.000	4	10	14	24	15	2	16	0	42	2.0
*Przybilla	16	7	237	12	19	.632	0	0	---	8	15	.533	15	48	63	3	31	2	10	5	32	2.0
C. Johnson	7	0	44	4	6	.667	0	0	---	7	8	.875	2	7	9	0	11	2	4	3	15	2.1
*Marks	13	0	94	10	20	.500	0	0	---	2	4	.500	10	8	18	2	24	1	5	4	22	1.7
Babbitt	14	0	70	8	24	.333	1	6	.167	2	5	.400	3	7	10	3	10	1	1	2	19	1.4
*Collins	3	0	12	0	1	.000	0	0	---	0	0	---	2	0	2	0	1	0	1	0	0	0.0
*Oberto	1	0	3	0	1	.000	0	0	---	0	0	---	0	1	1	0	2	0	1	0	0	0.0
<b>Portland</b>	<b>41</b>	<b>-</b>	<b>9940</b>	<b>1500</b>	<b>3312</b>	<b>.453</b>	<b>257</b>	<b>766</b>	<b>.336</b>	<b>781</b>	<b>954</b>	<b>.819</b>	<b>503</b>	<b>1127</b>	<b>1630</b>	<b>877</b>	<b>760</b>	<b>347</b>	<b>521</b>	<b>166</b>	<b>4038</b>	<b>98.5</b>
<b>Opponents</b>	<b>41</b>	<b>-</b>	<b>9940</b>	<b>1434</b>	<b>3111</b>	<b>.461</b>	<b>255</b>	<b>724</b>	<b>.352</b>	<b>685</b>	<b>906</b>	<b>.756</b>	<b>454</b>	<b>1182</b>	<b>1636</b>	<b>743</b>	<b>918</b>	<b>281</b>	<b>671</b>	<b>145</b>	<b>3808</b>	<b>92.9</b>

PF disqualifications: Aldridge 2, Mathews 2, Batum 1, Fernandez 1. Portland Totals 6, Opponent Totals 9.

\* Did not complete season with Trail Blazers

## ROAD GAMES

	G	St	Min	FG	FGA	Pct.	3FG	3AT	Pct.	FT	FTA	Pct.	Off	Def	Reb	Ast	PF	St	TO	Blk	Pts	Avg.
Aldridge	40	40	1586	330	701	.471	4	14	.286	162	210	.771	133	184	317	83	111	41	69	51	826	20.7
Mathews	41	33	1336	214	453	.472	82	187	.439	128	153	.837	23	95	118	77	97	49	78	4	638	15.6
Wallace	10	5	362	62	126	.492	14	39	.359	29	40	.725	21	64	85	16	32	12	17	10	167	16.7
Roy	24	15	727	119	287	.415	20	63	.317	61	77	.792	13	44	57	71	46	24	34	7	319	13.3
Miller	41	41	1349	197	441	.447	4	25	.160	132	157	.841	45	103	148	282	91	59	103	5	530	12.9
Batum	40	33	1177	162	355	.456	56	156	.359	51	63	.810	44	121	165	62	98	26	42	27	431	10.8
Fernandez	40	1	835	94	272	.346	50	173	.289	51	57	.895	16	66	82	86	62	37	46	7	289	7.2
Mills	31	0	394	69	159	.434	24	57	.421	19	24	.792	7	19	26	64	36	13	27	1	181	5.8
*Cunningham	30	6	601	76	165	.461	0	4	.000	10	13	.769	46	64	110	20	80	25	21	14	162	5.4
Camby	31	27	798	66	164	.402	0	0	---	26	39	.667	95	229	324	56	76	17	29	52	158	5.1
Barron	1	1	37	2	10	.200	0	0	---	1	2	.500	4	9	13	3	4	0	3	0	5	5.0
A. Johnson	17	0	156	28	63	.444	3	7	.429	9	18	.500	7	15	22	21	16	3	22	1	68	4.0
C. Johnson	3	1	62	3	12	.250	0	0	---	6	10	.600	9	9	18	2	7	1	4	3	12	4.0
*Oberto	4	0	42	3	4	.750	0	0	---	1	2	.500	3	3	6	0	8	0	2	0	7	1.8
Babbitt	10	0	68	7	31	.226	2	10	.200	1	4	.250	3	17	20	3	5	1	7	0	17	1.7
*Przybilla	15	2	208	9	15	.600	0	0	---	5	8	.625	13	45	58	10	32	3	12	9	23	1.5
*Marks	16	0	115	9	24	.375	2	2	1.000	3	4	.750	6	16	22	2	20	2	6	1	23	1.4
*Collins	2	0	13	1	5	.200	0	0	---	0	0	---	5	0	5	1	4	0	1	0	2	1.0
<b>Portland</b>	<b>41</b>	<b>-</b>	<b>9865</b>	<b>1451</b>	<b>3287</b>	<b>.441</b>	<b>261</b>	<b>737</b>	<b>.354</b>	<b>695</b>	<b>881</b>	<b>.789</b>	<b>493</b>	<b>1103</b>	<b>1596</b>	<b>859</b>	<b>825</b>	<b>313</b>	<b>549</b>	<b>192</b>	<b>3858</b>	<b>94.1</b>
<b>Opponents</b>	<b>41</b>	<b>-</b>	<b>9865</b>	<b>1470</b>	<b>3107</b>	<b>.473</b>	<b>274</b>	<b>716</b>	<b>.383</b>	<b>749</b>	<b>963</b>	<b>.778</b>	<b>414</b>	<b>1203</b>	<b>1617</b>	<b>830</b>	<b>825</b>	<b>285</b>	<b>615</b>	<b>194</b>	<b>3963</b>	<b>96.7</b>

PF disqualifications: Aldridge 1, Batum 1, Cunningham 1, Wallace 1. Portland Totals 4, Opponent Totals 6.

\* Did not complete season with Trail Blazers



# 2010-11 Trail Blazers Per Game Averages

MINUTES	
Aldridge	39.6
Wallace	35.7
Matthews	33.6
Miller	32.7
Batum	31.5
Roy	27.9
Camby	26.1
Fernandez	23.3
*Cunningham	19.8
Barron	18.5
*Przybilla	14.4
Mills	12.2
C. Johnson	10.6
*Oberto	9.0
A. Johnson	7.3
*Marks	7.2
Babbitt	5.7
*Collins	4.8
<b>Portland</b>	<b>242.5</b>
<b>Opponents</b>	<b>242.5</b>

POINTS	
Aldridge	21.8
Matthews	15.9
Wallace	15.8
Miller	12.7
Batum	12.4
Roy	12.2
Fernandez	8.6
Mills	5.5
*Cunningham	5.1
Camby	4.7
Barron	3.5
A. Johnson	2.9
C. Johnson	2.7
*Przybilla	1.8
*Marks	1.6
Babbitt	1.5
*Oberto	1.4
*Collins	0.4
<b>Portland</b>	<b>96.3</b>
<b>Opponents</b>	<b>94.8</b>

REBOUNDS	
Camby	10.3
Aldridge	8.8
Wallace	7.6
Barron	7.0
Batum	4.5
*Przybilla	3.9
Miller	3.7
*Cunningham	3.4
Matthews	3.1
C. Johnson	2.7
Roy	2.6
Fernandez	2.2
*Collins	1.4
*Marks	1.4
*Oberto	1.4
Babbitt	1.3
A. Johnson	0.9
Mills	0.8
<b>Portland</b>	<b>39.3</b>
<b>Opponents</b>	<b>39.7</b>

ASSISTS	
Miller	7.0
Roy	2.7
Fernandez	2.5
Wallace	2.5
Aldridge	2.1
Camby	2.1
Matthews	2.0
Mills	1.7
Barron	1.5
Batum	1.5
A. Johnson	1.2
*Cunningham	0.5
*Przybilla	0.4
Babbitt	0.3
*Collins	0.2
C. Johnson	0.2
*Marks	0.1
*Oberto	0.0
<b>Portland</b>	<b>21.2</b>
<b>Opponents</b>	<b>19.2</b>

STEALS	
Wallace	2.00
Miller	1.41
Matthews	1.24
Fernandez	1.12
Aldridge	1.01
Batum	0.85
Roy	0.79
*Cunningham	0.70
Camby	0.68
Mills	0.42
C. Johnson	0.30
*Przybilla	0.16
A. Johnson	0.13
*Marks	0.10
Babbitt	0.08
Barron	0.00
*Collins	0.00
*Oberto	0.00
<b>Portland</b>	<b>8.05</b>
<b>Opponents</b>	<b>6.90</b>

FIELD GOALS	
Aldridge	8.73
Wallace	5.83
Matthews	5.37
Miller	4.79
Batum	4.59
Roy	4.45
Fernandez	2.73
*Cunningham	2.25
Mills	2.11
Camby	1.98
Barron	1.50
A. Johnson	1.21
C. Johnson	0.70
*Przybilla	0.68
*Marks	0.66
Babbitt	0.63
*Oberto	0.60
*Collins	0.20
<b>Portland</b>	<b>35.99</b>
<b>Opponents</b>	<b>35.41</b>

3-POINT FIELD GOALS	
Matthews	1.88
Fernandez	1.49
Batum	1.48
Wallace	1.17
Roy	0.81
Mills	0.73
Babbitt	0.13
A. Johnson	0.13
*Marks	0.07
Aldridge	0.05
Miller	0.05
*Cunningham	0.00
Camby	0.00
Barron	0.00
C. Johnson	0.00
*Przybilla	0.00
*Oberto	0.00
*Collins	0.00
<b>Portland</b>	<b>6.32</b>
<b>Opponents</b>	<b>6.45</b>

FREE THROWS	
Aldridge	4.33
Matthews	3.24
Miller	3.07
Wallace	3.00
Roy	2.49
Batum	1.73
Fernandez	1.62
C. Johnson	1.30
Camby	0.73
*Cunningham	0.57
Mills	0.56
Barron	0.50
*Przybilla	0.42
A. Johnson	0.34
*Oberto	0.20
*Marks	0.17
Babbitt	0.13
*Collins	0.00
<b>Portland</b>	<b>18.00</b>
<b>Opponents</b>	<b>17.49</b>

BLOCKED SHOTS	
Camby	1.56
Aldridge	1.16
Wallace	0.65
Batum	0.61
C. Johnson	0.60
*Cunningham	0.57
*Przybilla	0.45
Roy	0.26
Fernandez	0.18
*Marks	0.17
Miller	0.15
Matthews	0.11
Babbitt	0.08
A. Johnson	0.03
Mills	0.02
Barron	0.00
*Collins	0.00
*Oberto	0.00
<b>Portland</b>	<b>4.37</b>
<b>Opponents</b>	<b>4.13</b>

TURNOVERS	
Miller	2.43
Wallace	2.26
Aldridge	1.89
Matthews	1.68
Barron	1.50
Roy	1.17
Fernandez	1.13
Camby	1.05
Batum	1.04
A. Johnson	1.00
Mills	0.97
C. Johnson	0.80
*Przybilla	0.71
*Oberto	0.60
*Cunningham	0.59
*Collins	0.40
*Marks	0.38
Babbitt	0.33
<b>Portland</b>	<b>13.0</b>
<b>Opponents</b>	<b>15.7</b>

FIELD GOAL PERCENTAGE	
*Przybilla	61.8
*Oberto	60.0
Aldridge	50.0
Wallace	49.8
Miller	46.0
Batum	45.5
A. Johnson	45.5
Matthews	44.9
*Cunningham	43.3
*Marks	43.2
Mills	41.2
Roy	40.0
Camby	39.8
C. Johnson	38.9
Fernandez	37.0
Babbitt	27.3
Barron	27.3
*Collins	16.7
<b>Portland</b>	<b>44.7</b>
<b>Opponents</b>	<b>46.7</b>

3-POINT FG PERCENTAGE	
*Marks	1.000
A. Johnson	41.7
Matthews	40.7
Mills	35.3
Batum	34.5
Wallace	33.8
Roy	33.3
Fernandez	32.1
Babbitt	18.8
Aldridge	17.4
Miller	10.8
*Cunningham	0.000
Camby	0.000
Barron	---
*Collins	---
C. Johnson	---
*Oberto	---
*Przybilla	---
<b>Portland</b>	<b>34.5</b>
<b>Opponents</b>	<b>36.7</b>

FREE THROW PERCENTAGE	
Fernandez	86.3
Miller	85.3
Roy	84.8
Matthews	84.4
Batum	84.1
Aldridge	79.1
Wallace	76.7
Mills	76.6
C. Johnson	72.2
*Cunningham	71.1
*Marks	62.5
Camby	61.4
A. Johnson	59.1
*Przybilla	56.5
Barron	50.0
*Oberto	50.0
Babbitt	33.3
*Collins	---
<b>Portland</b>	<b>80.4</b>
<b>Opponents</b>	<b>76.7</b>

OFFENSIVE REBOUNDS	
Aldridge	3.43
Camby	3.08
Barron	2.00
Wallace	1.70
*Collins	1.40
Batum	1.36
*Cunningham	1.30
Miller	1.20
C. Johnson	1.10
*Przybilla	0.90
*Oberto	0.60
Roy	0.60
Matthews	0.59
*Marks	0.55
Fernandez	0.47
Mills	0.30
A. Johnson	0.29
Babbitt	0.25
<b>Portland</b>	<b>12.15</b>
<b>Opponents</b>	<b>10.59</b>

PERSONAL FOULS	
Wallace	2.74
Aldridge	2.72
*Cunningham	2.48
Batum	2.43
Matthews	2.38
Camby	2.37
Miller	2.11
Barron	2.00
*Oberto	2.00
C. Johnson	1.80
Fernandez	1.72
Roy	1.62
*Marks	1.52
*Collins	1.00
Mills	0.98
*Przybilla	0.90
A. Johnson	0.82
Babbitt	0.63
<b>Portland</b>	<b>19.33</b>
<b>Opponents</b>	<b>21.26</b>

\* Did not complete season with Trail Blazers

# 2010-11 Game-by-Game Results

Date	Opponent	W/L, Score	SEASON RECORD			TRAIL BLAZERS LEADERS		
			Home	Road	Total	Points	Rebounds	Assists
Oct. 26	Phoenix	W 106- 92	1-0	0-0	1-0	Roy-24	Batum-11	Miller-9
Oct. 27	@L.A. Clippers	W 98- 88	1-0	1-0	2-0	Roy-22	Camby-14	Miller-7
Oct. 30	@New York	W 100- 95	1-0	2-0	3-0	Roy-29	Aldridge-10	Miller-10
Nov. 1	@Chicago	L 98-110	1-0	2-1	3-1	Aldridge-33	Camby-11	Miller-6
Nov. 2	@Milwaukee	W 90- 76	1-0	3-1	4-1	Matthews-18	Camby-13	Miller-5
Nov. 4	Oklahoma City	L 106-107 (OT)	1-1	3-1	4-2	Aldridge-22	Camby-12	Miller-11
Nov. 6	Toronto	W 97- 84	2-1	3-1	5-2	Roy-26	Camby-16	Miller-13
Nov. 7	@L.A. Lakers	L 96-121	2-1	3-2	5-3	Miller-20	Camby-7	Miller-5
Nov. 9	Detroit	W 100- 78	3-1	3-2	6-3	Aldridge-19	Aldridge-17	Camby-6
Nov. 12	@Oklahoma City	L 108-110	3-1	3-3	6-4	Roy-24	Camby-6	Miller-10
Nov. 13	@New Orleans	L 87-107	3-1	3-4	6-5	Batum-16	Camby-12	Aldridge-5
Nov. 16	@Memphis	W 100- 99	3-1	4-4	7-5	Matthews-30	Camby-17	Miller-9
Nov. 18	Denver	W 86- 83	4-1	4-4	8-5	Aldridge-24	Camby-14	Miller-6
Nov. 20	Utah	L 94-103	4-2	4-4	8-6	Aldridge-24	Camby-14	Miller-9
Nov. 26	New Orleans	L 78- 97	4-3	4-4	8-7	Roy-27	Aldridge-9	Miller-6
Nov. 28	@New Jersey	L 96- 98	4-3	4-5	8-8	Matthews-25	Camby-10	Miller-5
Nov. 30	@Philadelphia	L 79- 88	4-3	4-6	8-9	Matthews-26	Aldridge-12	Miller-9
Dec. 1	@Boston	L 95- 99	4-3	4-7	8-10	Matthews-23	Camby-9	Miller-6
Dec. 3	@Washington	L 79- 83	4-3	4-8	8-11	Roy-18	Aldridge-15	Mills-6
Dec. 5	L.A. Clippers	W 100- 91	5-3	4-8	9-11	Matthews-26	Camby-19	Miller-6
Dec. 7	Phoenix	W 106- 99	6-3	4-8	10-11	Matthews-24	Aldridge-6	Mills-7
Dec. 9	Orlando	W 97- 83	7-3	4-8	11-11	Miller-22	Camby-13	Miller-8
Dec. 10	@Phoenix	W 101- 94	7-3	5-8	12-11	Roy-26	Camby-18	Miller-9
Dec. 12	@San Antonio	L 78- 95	7-3	5-9	12-12	Matthews-17	Camby-13	Miller-7
Dec. 13	@Memphis	L 73- 86	7-3	5-10	12-13	Matthews-18	Camby-14	Miller-9
Dec. 15	@Dallas	L 98-103	7-3	5-11	12-14	Aldridge-35	Aldridge-10	Miller-8
Dec. 17	Minnesota	W 107-102	8-3	5-11	13-14	Aldridge-36	Aldridge-10	Fernandez-6
Dec. 18	Golden State	W 96- 95	9-3	5-11	14-14	Miller-17	Aldridge-12	Miller-8
Dec. 20	Milwaukee	W 106- 80	10-3	5-11	15-14	Aldridge-29	Aldridge-19	Miller-9
Dec. 25	@Golden State	L 102-109	10-3	5-12	15-15	Matthews-25	Camby-13	Miller-15
Dec. 27	@Utah	W 96- 91	10-3	6-12	16-15	Aldridge-26	Camby-12	Miller-6
Dec. 28	@Denver	L 77- 95	10-3	6-13	16-16	Aldridge-18	Aldridge-13	Miller-5
Dec. 30	Utah	W 100- 89	11-3	6-13	17-16	Matthews-30	Camby-20	Miller-10
Jan. 2	Houston	W 100- 85	12-3	6-13	18-16	Aldridge-25	Camby-13	Camby-8
Jan. 4	@Dallas	L 81- 84	12-3	6-14	18-17	Aldridge-28	Camby-20	Camby-4
Jan. 5	@Houston	W 103-100	12-3	7-14	19-17	Aldridge-27	Aldridge-13	Fernandez-5
Jan. 7	@Minnesota	W 108- 98	12-3	8-14	20-17	Matthews-36	Aldridge-10	Miller-10
Jan. 9	Miami	L 100-107 (OT)	12-4	8-14	20-18	Aldridge-31	Camby-14	Miller-7
Jan. 11	New York	L 86-100	12-5	8-14	20-19	Aldridge-19	Aldridge-14	Aldridge-7
Jan. 14	@Phoenix	L 111-115	12-5	8-15	20-20	Aldridge-19	Camby-16	Miller-3
Jan. 15	New Jersey	W 96- 89	13-5	8-15	21-20	Matthews-26	Camby-15	Miller-8
Jan. 17	Minnesota	W 113-102	14-5	8-15	22-20	Aldridge-27	Camby-10	Miller-8
Jan. 19	@Sacramento	W 94- 90 (OT)	14-5	9-15	23-20	Aldridge-37	Aldridge-12	Miller-10
Jan. 19	@Sacramento	W 94- 90 (OT)	14-5	9-15	23-20	Batum-24	Przybylla-11	Miller-6



# 2010-11 Game-by-Game Results

Date	Opponent	W/L, Score	SEASON RECORD			TRAIL BLAZERS LEADERS		
			Home	Road	Total	Points	Rebounds	Assists
Jan. 20	L.A. Clippers	W 108- 93	15-5	9-15	24-20	Matthews-28 Aldridge-28	Miller-8 Aldridge-8	Miller-7
Jan. 22	Indiana	W 97- 92	16-5	9-15	25-20	Aldridge-25	Aldridge-12	Matthews-9
Jan. 24	Sacramento	L 81- 96	16-6	9-15	25-21	Matthews-21	Batum-9	Miller-5 Aldridge-5
Jan. 27	Boston	L 78- 88	16-7	9-15	25-22	Aldridge-17	Aldridge-16	Miller-7
Feb. 1	San Antonio	W 99- 86	17-7	9-15	26-22	Aldridge-40	Aldridge-11	Miller-9
Feb. 2	@Denver	L 90-109	17-7	9-16	26-23	Matthews-19	Aldridge-9	Miller-10
Feb. 4	@Indiana	L 87-100	17-7	9-17	26-24	Fernandez-19	Aldridge-10	Fernandez-5
Feb. 5	@Cleveland	W 111-105	17-7	10-17	27-24	Matthews-31	Aldridge-10	Miller-13
Feb. 7	Chicago	W 109-103	18-7	10-17	28-24	Aldridge-42	Aldridge-8	Miller-11
Feb. 11	@Toronto	W 102- 96	18-7	11-17	29-24	Aldridge-37	Aldridge-10	Miller-8
Feb. 13	@Detroit	W 105-100	18-7	12-17	30-24	Aldridge-36	Matthews-7	Miller-12
Feb. 14	@Minnesota	W 95- 81	18-7	13-17	31-24	Matthews-23	Cunningham-13	Miller-7
Feb. 16	New Orleans	W 103- 96	19-7	13-17	32-24	Aldridge-34	Matthews-8	Miller-7
Feb. 23	L.A. Lakers	L 101-106 (OT)	19-8	13-17	32-25	Aldridge-29	Aldridge-14	Miller-8
Feb. 25	Denver	W 107-106 (OT)	20-8	13-17	33-25	Aldridge-24	Aldridge-14	Miller-9
Feb. 27	Atlanta	L 83- 90	20-9	13-17	33-26	Miller-20	Aldridge-8	Miller-4
Mar. 1	Houston	L 87-103	20-10	13-17	33-27	Batum-22	Wallace-10	Miller-6
Mar. 2	@Sacramento	W 107-102	20-10	14-17	34-27	Matthews-21	Camby-13	Miller-6
Mar. 5	Charlotte	W 93- 69	21-10	14-17	35-27	Aldridge-26	Camby-10	Miller-6
Mar. 7	@Orlando	W 89- 85	21-10	15-17	36-27	Aldridge-24	Camby-10 Wallace-10	Miller-7
Mar. 8	@Miami	W 105- 96	21-10	16-17	37-27	Aldridge-26	Wallace-9	Matthews-5 Miller-5
Mar. 11	@Charlotte	L 92- 97	21-10	16-18	37-28	Matthews-20	Camby-11	Miller-9
Mar. 12	@Atlanta	L 82- 91	21-10	16-19	37-29	Aldridge-22	Wallace-12	Aldridge-7
Mar. 15	Dallas	W 104-101	22-10	16-19	38-29	Aldridge-30	Camby-8 Aldridge-8	Batum-5
Mar. 17	Cleveland	W 111- 70	23-10	16-19	39-29	Aldridge-20	Aldridge-11	Miller-6 Wallace-6
Mar. 19	Philadelphia	W 110-101	24-10	16-19	40-29	Matthews-28	Aldridge-7	Wallace-8
Mar. 20	@L.A. Lakers	L 80- 84	24-10	16-20	40-30	Batum-25	Camby-11	Miller-5
Mar. 22	Washington	W 111- 76	25-10	16-20	41-30	Wallace-28	Batum-12	Miller-11
Mar. 25	San Antonio	W 98- 96	26-10	16-20	42-30	Batum-21 Miller-21	Wallace-10	Miller-8
Mar. 27	@Oklahoma City	L 90- 99	26-10	16-21	42-31	Wallace-40	Camby-13	Miller-5
Mar. 28	@San Antonio	W 100- 92	26-10	17-21	43-31	Miller-26	Batum-13	Roy-4
Mar. 30	@New Orleans	L 91- 95	26-10	17-22	43-32	Aldridge-24	Aldridge-15	Miller-5
Apr. 1	Oklahoma City	W 98- 91	27-10	17-22	44-32	Aldridge-32	Aldridge-8	Miller-7
Apr. 3	Dallas	W 104- 96	28-10	17-22	45-32	Wallace-19	Aldridge-8 Wallace-8	Batum-4 Roy-4
Apr. 5	Golden State	L 87-108	28-11	17-22	45-33	Matthews-17 Aldridge-17	Aldridge-12	Aldridge-4
Apr. 7	@Utah	W 98- 87	28-11	18-22	46-33	Wallace-29	Aldridge-11	Miller-12
Apr. 8	L.A. Lakers	W 93- 86	29-11	18-22	47-33	Aldridge-24	Wallace-13	Miller-13
Apr. 12	Memphis	W 102- 89	30-11	18-22	48-33	Aldridge-22	Camby-11 Aldridge-11	Miller-8
Apr. 13	@Golden State	L 86-110	30-11	18-23	48-34	Mills-23	C. Johnson-13 Barron-13	Fernandez-5



# 2010-11 Quarter-by-Quarter, Attendance

	Date	Opponent	1	2	3	4	OT	Final	W/L	Att.
1.	Oct. 27	Phoenix	28-26	22-20	25-35	31-11	-	106-92	W	20,603
2.	Oct. 27	at L.A. Clippers	31-23	23-26	16-22	28-17	-	98-88	W	18,382
3.	Oct. 30	at New York	26-19	18-25	30-30	26-21	-	100-95	W	19,763
4.	Nov. 1	at Chicago	21-32	26-24	26-32	25-22	-	98-110	L	21,057
5.	Nov. 2	at Milwaukee	21-27	26-18	26-17	17-14	-	90-76	W	13,087
6.	Nov. 4	Oklahoma City	23-29	35-22	23-24	19-25	-	106-107	L	20,611
7.	Nov. 6	Toronto	18-17	27-17	28-25	24-25	-	97-84	W	20,363
8.	Nov. 7	at L.A. Lakers	14-27	22-31	28-31	32-32	-	96-121	L	18,997
9.	Nov. 9	Detroit	36-25	17-20	21-18	26-15	-	100-78	W	20,556
10.	Nov. 12	at Oklahoma City	35-29	30-32	22-23	21-26	-	108-110	L	18,203
11.	Nov. 13	at New Orleans	19-26	16-22	31-27	21-32	-	87-107	L	14,706
12.	Nov. 16	at Memphis	22-17	29-28	20-25	29-29	-	100-99	W	10,827
13.	Nov. 18	Denver	16-28	27-17	26-26	17-12	-	86-83	W	20,532
14.	Nov. 20	Utah	24-19	24-26	26-20	20-38	-	94-103	L	20,533
15.	Nov. 26	New Orleans	33-26	15-28	17-21	13-22	-	78-97	L	20,452
16.	Nov. 28	at New Jersey	26-23	26-21	26-29	18-25	-	96-98	L	11,448
17.	Nov. 30	at Philadelphia	29-29	17-18	22-19	11-22	-	79-88	L	13,556
18.	Dec. 1	at Boston	26-20	23-28	23-31	23-20	-	95-99	L	18,624
19.	Dec. 3	at Washington	24-18	22-16	10-23	23-26	-	79-83	L	13,408
20.	Dec. 5	L.A. Clippers	30-15	29-22	17-27	27-24	-	100-91	W	20,139
21.	Dec. 7	Phoenix	29-23	22-24	18-28	37-24	-	106-99	W	20,151
22.	Dec. 9	Orlando	14-22	31-24	22-16	30-21	-	97-83	W	20,219
23.	Dec. 10	at Phoenix	28-22	33-31	26-20	14-21	-	101-94	W	17,284
24.	Dec. 12	at San Antonio	17-26	23-24	21-23	17-22	-	78-95	L	16,743
25.	Dec. 13	at Memphis	18-23	24-26	22-12	9-25	-	73-86	L	10,467
26.	Dec. 15	at Dallas	14-17	25-34	29-27	30-25	-	98-103	L	19,531
27.	Dec. 17	Minnesota	25-24	36-30	21-24	25-24	-	107-102	W	20,310
28.	Dec. 18	Golden State	21-18	30-24	23-23	22-30	-	96-95	W	20,398
29.	Dec. 20	Milwaukee	25-18	34-17	19-25	28-20	-	106-80	W	20,406
30.	Dec. 25	at Golden State	28-25	29-31	23-22	22-31	-	102-109	L	19,596
31.	Dec. 27	at Utah	20-27	25-20	21-19	30-25	-	96-91	W	19,911
32.	Dec. 28	at Denver	21-25	20-23	17-30	19-17	-	77-95	L	17,388
33.	Dec. 30	Utah	29-25	17-16	33-27	21-21	-	100-89	W	20,652
34.	Jan. 2	Houston	27-25	27-23	25-14	21-23	-	100-85	W	20,416
35.	Jan. 4	at Dallas	24-24	16-19	20-19	21-22	-	81-84	L	19,514
36.	Jan. 5	at Houston	31-25	24-22	19-33	29-20	-	103-100	W	14,125
37.	Jan. 7	at Minnesota	37-27	26-16	25-29	20-26	-	108-98	W	12,213
38.	Jan. 9	Miami	26-27	18-19	23-19	26-28	7-14	100-107	L	20,636
39.	Jan. 11	New York	23-19	27-27	16-19	20-25	-	86-100	L	20,604
40.	Jan. 14	at Phoenix	36-28	23-28	27-29	25-30	-	111-115	L	17,412
41.	Jan. 15	New Jersey	18-26	28-27	28-23	22-13	-	96-89	W	20,441
42.	Jan. 17	Minnesota	30-29	20-17	38-27	25-29	-	113-102	W	20,239
43.	Jan. 19	at Sacramento	21-26	25-22	19-17	20-20	9-5	94-90	W	12,722
44.	Jan. 20	L.A. Clippers	23-27	32-23	29-21	24-22	-	108-93	W	20,630
45.	Jan. 22	Indiana	19-28	27-25	21-17	30-22	-	97-92	W	20,563
46.	Jan. 24	Sacramento	20-25	23-20	22-25	16-26	-	81-96	L	20,488
47.	Jan. 27	Boston	18-21	19-20	21-23	20-24	-	78-88	L	20,706
48.	Feb. 1	San Antonio	24-22	23-30	24-19	28-15	-	99-86	W	20,364
49.	Feb. 2	at Denver	23-22	23-23	24-32	20-32	-	90-109	L	15,258
50.	Feb. 4	at Indiana	25-32	29-28	18-26	15-14	-	87-100	L	11,778
51.	Feb. 5	at Cleveland	23-20	32-37	31-26	25-22	-	111-105	W	19,975
52.	Feb. 7	Chicago	28-26	24-22	25-22	34-31	-	109-103	W	20,534
53.	Feb. 11	at Toronto	23-19	32-28	17-23	30-26	-	102-96	W	15,625
54.	Feb. 13	at Detroit	20-21	27-28	27-21	31-30	-	105-100	W	15,257
55.	Feb. 14	at Minnesota	29-14	27-34	21-13	18-20	-	95-81	W	11,227





# 2010-11 Quarter-by-Quarter, Attendance

Date	Opponent	1	2	3	4	OT	Final	W/L	Att.
56. Feb. 16	New Orleans	35-26	13-23	22-27	33-20	-	103-96	W	20,650
57. Feb. 23	L.A. Lakers	29-23	18-18	22-26	18-20	-	101-106	L	20,643
58. Feb. 25	Denver	25-19	24-20	16-33	32-25	10-9	107-106	W	20,659
59. Feb. 27	Atlanta	18-19	18-29	13-20	34-22	-	90-83	L	20,642
60. Mar. 1	Houston	26-30	16-23	26-30	19-20	-	87-103	L	20,272
61. Mar. 2	at Sacramento	30-29	31-24	18-20	28-29	-	107-102	W	12,286
62. Mar. 5	Charlotte	15-16	25-19	25-17	28-17	-	93-69	W	20,588
63. Mar. 7	at Orlando	24-19	23-24	23-23	19-19	-	89-85	W	19,001
64. Mar. 8	at Miami	25-25	32-26	20-24	28-21	-	105-96	W	19,835
65. Mar. 11	at Charlotte	25-22	20-23	25-19	22-33	-	92-97	L	18,176
66. Mar. 12	at Atlanta	18-19	20-16	16-27	28-29	-	82-91	L	15,522
67. Mar. 15	Dallas	29-32	24-24	29-24	22-21	-	104-101	W	20,631
68. Mar. 17	Cleveland	37-12	27-22	25-11	22-25	-	111-70	W	20,235
69. Mar. 19	Philadelphia	36-27	26-27	25-29	23-18	-	110-101	W	20,637
70. Mar. 20	at L.A. Lakers	20-27	28-17	18-18	14-22	-	80-84	L	18,997
71. Mar. 22	Washington	35-29	27-16	29-14	20-17	-	111-76	W	20,624
72. Mar. 25	San Antonio	24-28	23-21	26-21	25-26	-	98-96	W	20,644
73. Mar. 27	at Oklahoma City	20-21	21-34	31-23	18-21	-	90-99	L	18,203
74. Mar. 28	at San Antonio	28-22	30-29	9-21	33-20	-	100-92	W	18,583
75. Mar. 30	at New Orleans	31-25	19-23	20-20	21-27	-	91-95	L	12,575
76. Apr. 1	Oklahoma City	20-30	33-29	25-11	20-21	-	98-91	W	20,709
77. Apr. 3	Dallas	23-17	38-29	24-21	19-29	-	104-96	W	20,534
78. Apr. 5	Golden State	19-19	28-28	21-37	19-24	-	87-108	L	20,551
79. Apr. 7	at Utah	27-18	22-24	30-25	19-20	-	98-87	W	18,831
80. Apr. 8	L.A. Lakers	21-21	32-26	21-15	19-24	-	93-86	W	20,697
81. Apr. 12	Memphis	27-25	18-20	29-21	28-23	-	102-89	W	20,662
82. Apr. 13	at Golden State	28-30	17-21	24-34	17-25	-	86-110	L	19,596

\* The Trail Blazers are riding a sellout streak of 159 games (including playoffs) entering the 2011-12 season.

2010-11

## Trail Blazers Record When . . .

Leading or tied after one quarter.....	35-15	Shoot 50% or better.....	16-2
Behind after one quarter.....	13-19	Shoot under 45%.....	14-26
Leading or tied at halftime.....	35-15	Opponents shoot 50% or better.....	11-16
Behind at halftime.....	13-19	Opponents shoot under 45%.....	26-9
Leading or tied after three quarters.....	38-13	Games decided by 1 point.....	3-1
Behind after three quarters.....	10-21	Games decided by 2 points.....	1-2
Scored 100 or more points.....	30-6	Games decided by 9 points or fewer.....	29-19
Held under 100 points.....	18-28	Games decided by 10 pts. or greater.....	19-15
Opponents score 100 or more points.....	10-17	Games decided by 20 pts. or greater.....	5-4
Opponents held under 100 points.....	38-17	Games decided by 30 pts. or greater.....	2-0
		Opponents with +.500 records.....	22-22
		Opponents with -.500 records.....	24-12



# 2010-11 Season, Opponent Highs & Lows

## TRAIL BLAZERS HIGHS

Field Goals	45	vs. Cleveland (of 83), March 17
Field Goal Att.	97	at Golden State (made 41), Dec. 25
Field Goal Pct.	.564	vs. L.A. Clippers (44-78), Jan. 20

3-Point FGs	12	at Cleveland (of 19), Feb. 5
3-Point FGAs	27	(2) last vs. Clev. (made 11), March 17
3-Point FG Pct.	.632	at Cleveland (12-19), Feb. 5

Free Throws	37	vs. Chicago (of 40), Feb. 7
Free Throw Att.	41	at Chicago (made 32), Nov. 1
Free Throw Pct.	.970	vs. Phoenix (32-33), Dec. 7

Off. Rebounds	24	(2) last at Golden State, Dec. 25
Def. Rebounds	43	vs. Denver, Feb. 25 (OT)
	34	(3) last vs. L.A. Lakers, April 8
Total Rebounds	53	at Golden State, Dec. 25

Assists	31	vs. Phoenix, Oct. 26
Personal Fouls	27	(5) last at Charlotte, March 11
Disqualifications	1	(10) last vs. Washington, March 22
Steals	14	vs. Washington, March 22
Turnovers	21	(2) last at Golden State, April 13
Blocked Shots	11	vs. Minnesota, Dec. 17

Points	113	vs. Minnesota, Jan. 17
Biggest Margin	41	vs. Cleveland (111-70), March 17

## TRAIL BLAZERS LOWS

Field Goals	27	at Atlanta, March 12
Field Goal Att.	64	at Detroit (made 35), Feb. 13
Field Goal Pct.	.333	at Washington (31-93), Dec. 3

3-Point FGs	0	at Chicago (of 14), Nov. 1
3-Point FGAs	8	vs. Chicago (made 2), Feb. 7
3-Point FG Pct.	.000	at Chicago (0-14), Nov. 1

Free Throws	7	(3) last at Denver (of 8), Dec. 28
Free Throw Att.	8	at Denver (made 7), Dec. 28
Free Throw Pct.	.500	vs. Denver (11-22), Nov. 18

Off. Rebounds	4	(2) last vs. Dallas, April 3
Def. Rebounds	19	(4) last vs. Dallas, March 15
Total Rebounds	25	(2) last at Detroit, Feb. 13

Assists	8	vs. New York, Jan. 11
Personal Fouls	10	vs. San Antonio, March 25
Steals	2	at New Orleans, March 30
Turnovers	5	vs. Oklahoma City, April 1
Blocked Shots	0	(2) last vs. Dallas, April 3

Points	73	at Memphis, Dec. 13
Biggest Loss	25	at L.A. Lakers, Nov. 7

## TRAIL BLAZERS QUARTERS

	HIGHS	LOWS
1st Qtr.	37 (2) last CLE, Mar. 17	14 (3) last at DAL, Dec. 15
2nd Qtr.	38 DAL, Apr. 3	13 NO, Feb. 16
1st Half	65 at OKC, Nov. 12	32 at LAL, Mar. 20
3rd Qtr.	38 MIN, Jan. 17	9 at SA, Mar. 28
4th Qtr.	37 PHO, Dec. 7	9 at MEM, Dec. 13
2nd Half	64 LAL, Nov. 7	30 NO, Nov. 26
OT	14 at LAL, Feb. 23	6 OKC, Nov. 4

## OPPONENT HIGHS

Field Goals	50	at L.A. Lakers (of 91), Nov. 7
Field Goal Att.	92	Minnesota (made 41), Dec. 17
Field Goal Pct.	.606	at Chicago (43-71), Nov. 1

3-Point FGs	11	(5) last L.A. Lakers (of 25), April 8
3-Point FGAs	28	at New York (made 7), Oct. 30
3-Point FG Pct.	.611	L.A. Lakers (11-18), Feb. 23 (OT)

Free Throws	33	at Indiana (of 43), Feb. 4
Free Throw Att.	43	(2) last at Indiana (made 33), Feb. 4
Free Throw Pct.	1.000	(2) last at Phoenix (17-17), Dec. 10

Off. Rebounds	21	(3) last L.A. Lakers, April 8
Def. Rebounds	44	at Indiana, Feb. 4
Total Rebounds	58	at Indiana, Feb. 4

Assists	33	(2) last at Golden State, April 13
Personal Fouls	33	at Chicago, Nov. 1
Disqualifications	2	(2) last Phoenix, Dec. 7
Steals	15	at Golden State, April 13
Turnovers	27	Washington, March 22
Blocked Shots	11	at Oklahoma City, March 27

Points	121	at L.A. Lakers, Nov. 7
--------	-----	------------------------

## OPPONENT LOWS

Field Goals	21	Cleveland (of 59), March 17
Field Goal Att.	59	(2) last Cleveland (made 21), March 17
Field Goal Pct.	.356	Cleveland (21-59), March 17

3-Point FGs	1	(2) last Charlotte (of 10), March 5
3-Point FGAs	9	(3) last Cleveland (made 4), March 22
3-Point FG Pct.	.059	Toronto (1-17), Nov. 6

Free Throws	5	at Atlanta (of 10), March 12
Free Throw Att.	9	at Orlando (made 8), March 7
Free Throw Pct.	.500	(3) last L.A. Lakers (7-14), April 8

Off. Rebounds	2	Phoenix, Dec. 7
Def. Rebounds	21	San Antonio, Feb. 1
Total Rebounds	29	Cleveland, March 17

Assists	6	Cleveland, March 17
Personal Fouls	11	at Milwaukee, Nov. 2
Steals	3	(7) last Memphis, April 12
Turnovers	9	(3) last at New Orleans, March 30
Blocked Shots	0	(2) last Cleveland, March 17

Points	69	Charlotte, March 5
--------	----	--------------------

## OPPONENT QUARTERS

	HIGHS	LOWS
1st Qtr.	32 (3) last DAL, Mar. 15	12 CLE, Mar. 17
2nd Qtr.	34 (2) last at OKC, Mar. 27	16 (3) last at MIN, Feb. 16
1st Half	61 at OKC, Nov. 12	34 (3) last CLE, Mar. 17
3rd Qtr.	37 GS, Apr. 5	11 (2) last OKC, Apr. 1
4th Qtr.	38 UTA, Nov. 20	11 at PHO, Oct. 26
2nd Half	64 DEN, Feb. 2	31 (2) last WAS, Mar. 22
OT	19 at LAL, Feb. 23	5 at SAC, Jan. 19



SPORTS



ALL-TIME RECORDS

# Trail Blazers Individual Records

Minutes Played		Opponent	Date
Game.....	61	Geoff Petrie.....	Cleveland (4OT) .. 10/18/74
	61	Brian Grant.....	Phoenix (4OT) .... 11/14/98

## Points

Game.....	54	Damon Stoudamire....	at New Orleans..... 1/14/05
Half.....	32	Darius Miles.....	at Denver..... 4/19/05
Quarter.....	25	Terry Porter.....	at Golden St..... 11/14/92
OT Period...12		Derek Anderson.....	at Sacramento..... 1/20/04

## Field Goals Made

Game.....	22	Andre Miller.....	at Dallas (OT)..... 1/30/10
	20	Geoff Petrie.....	at Golden St..... 2/8/73
	20	Geoff Petrie.....	at Philadelphia..... 3/20/74
	20	Lionel Hollins.....	Boston..... 2/22/77
	20	Clyde Drexler.....	New York..... 1/22/89
	20	Damon Stoudamire....	at New Orleans..... 1/14/05
Half.....	14	Geoff Petrie.....	at Philadelphia..... 3/20/74
	14	Darius Miles.....	at Denver..... 4/19/05
Quarter.....	10	Darius Miles.....	at Denver..... 4/19/05

## Field Goals Attempted

Game.....	40	Zach Randolph.....	at Memphis..... 1/27/07
Half.....	23	Geoff Petrie.....	at Atlanta..... 11/15/73

## Three-Point Field Goals Made

Game.....	8	Nick Van Exel.....	at Philadelphia..... 1/10/05
	8	Damon Stoudamire....	at New Orleans..... 1/14/05
Half.....	7	Wesley Matthews.....	at Minnesota..... 1/7/11
Quarter.....	6	Clifford Robinson.....	Vancouver..... 3/28/97

## Three-Point Field Goals Attempted

Game.....	21	Damon Stoudamire....	at Golden St..... 4/15/05
Half.....	13	Damon Stoudamire....	at Golden St..... 4/15/05

## Three-Point Field Goal Percentage

Game....1.000		Terry Porter (7-7).....	at Golden St..... 11/14/92
---------------	--	-------------------------	----------------------------

## Free Throws Made

Game.....	19	Brandon Roy.....	Phoenix..... 12/18/08
Half.....	15	Steve Johnson.....	at New Jersey..... 1/9/87
Quarter.....	13	Steve Johnson.....	at New Jersey (OT) .. 1/9/87
	11	Cliff Robinson.....	at Golden St..... 4/19/96
	11	Steve Smith.....	Milwaukee..... 1/5/01

## Free Throws Attempted

Game.....	22	Calvin Natt.....	at Detroit..... 2/23/80
	22	Kiki Vandeweghe.....	Seattle..... 3/21/86
Half.....	17	Steve Johnson.....	at New Jersey..... 1/9/87
Quarter.....	14	Kiki Vandeweghe.....	Utah..... 11/2/85

## Free Throw Percentage

Game.....1.000		Jim Barnett (16-16)....	Atlanta..... 11/18/70
	1.000	Travis Outlaw (16-16) ..	Golden St..... 4/18/07

*Bold indicates record set during 2010-11 season*

*\*Ties NBA Record*

Total Rebounds		Opponent	Date
Game.....	27	Sidney Wicks.....	at L.A. Lakers (2OT) .. 2/26/75
	26	LeRoy Ellis.....	Buffalo..... 10/27/70
	26	Bill Walton.....	at Golden St..... 12/30/77
	26	Joel Przybilla.....	at L.A. Clippers..... 3/22/08
Half.....	16	LeRoy Ellis.....	Philadelphia..... 2/20/71
	16	Bill Walton.....	at Golden St..... 1/24/78
Quarter.....	12	LeRoy Ellis.....	at New York..... 12/8/70
	12	LeRoy Ellis.....	Philadelphia..... 2/20/71
	12	Sidney Wicks.....	at Detroit..... 12/8/73

## Offensive Rebounds

Game.....	11	Sidney Wicks.....	at L.A. Lakers (2OT) .. 2/26/75
	11	John Johnson.....	Atlanta..... 11/14/74
	11	Steve Hawes.....	Golden State..... 12/21/75
	11	Kermit Washington.....	Milwaukee..... 3/18/80
	11	Sam Bowie.....	at L.A. Lakers (OT) .... 4/7/85
	11	Brian Grant.....	Phoenix (4OT)..... 11/14/97
	11	Dale Davis.....	Milwaukee..... 10/30/71
	11	Greg Oden.....	Miami..... 12/1/09

## Defensive Rebounds

Game.....	22	Bill Walton.....	at Golden St. (OT)..... 1/24/76
	20	Bill Walton.....	Golden St..... 10/25/74
	20	Bill Walton.....	Washington..... 1/27/76
	20	Bill Walton.....	at Golden St..... 12/30/77

## Assists

Game.....	20	Rod Strickland.....	Phoenix..... 4/5/94
	20	Rod Strickland.....	at Houston..... 3/30/96
Half.....	14	Steve Blake.....	L.A. Clippers..... 2/22/09
Quarter...*	14	Steve Blake.....	L.A. Clippers..... 2/22/09

## Steals

Game.....	10	Larry Steele.....	L.A. Lakers..... 11/16/74
	10	Clyde Drexler.....	at Milwaukee..... 1/10/86
	10	Brandon Roy.....	Washington..... 1/24/09
Half.....	7	Larry Steele.....	L.A. Lakers..... 11/16/74
	7	Larry Steele.....	New York..... 11/9/75
	7	Clyde Drexler.....	at Philadelphia..... 11/28/86
	7	Clyde Drexler.....	at Chicago..... 2/26/88

## Blocked Shots

Game.....	9	Mychal Thompson.....	at N.J. (OT)..... 2/20/81
	9	Bill Walton.....	at Golden St..... 10/22/74
	9	Bill Walton.....	at Denver..... 1/26/77
	9	Joel Przybilla.....	at Seattle..... 4/2/06
	9	Theo Ratliff.....	at Orlando (OT)..... 2/24/04
	9	Theo Ratliff.....	L.A. Clippers..... 11/5/04
Half.....	8	Bill Walton.....	at Denver..... 1/26/77

## Turnovers

Game.....	12	Maurice Lucas.....	at Kansas City..... 11/25/79
Half.....	7	Tom Owens.....	at Denver..... 11/22/78
	7	Mychal Thompson.....	at Denver..... 12/11/84
	7	Steve Johnson.....	Denver..... 1/3/87
	7	Clyde Drexler.....	Denver..... 1/3/87
	7	Steve Johnson.....	at San Antonio..... 3/15/87
	7	Clyde Drexler.....	Phoenix..... 1/22/91

**BILL AND THE BAY --- Bill Walton dominated the backboards in his 16 Trail Blazers games against Golden State. He averaged 17.3 rebounds, recorded two 26-rebound games and had six games with 20 boards or more against the Warriors. The big redhead grabbed 17 or more rebounds in 10 Warriors games and had double digits in 15 of the 16 contests.**



# Trail Blazers Team Records

## Points

One game.....	156	Denver (116).....	11/22/83
	156	L.A. Clippers (121).....	2/1/86
One half.....	86	Golden State.....	1/5/86
1st quarter.....	49	San Antonio.....	11/25/90
2nd quarter.....	45	Capital.....	10/13/73
3rd quarter.....	45	Milwaukee.....	3/10/92
4th quarter.....	49	Boston.....	1/3/76
	49	at Denver.....	2/13/81
Overtime.....	19	Buffalo.....	3/25/73
	19	Phoenix.....	3/2/82

## Field Goals Made

One game.....	65	Denver.....	11/22/83
One half.....	38	Denver.....	11/13/90
One quarter.....	22	at Denver.....	2/13/81
	22	San Antonio.....	11/25/90

## Field Goals Attempted

One game.....	125	Atlanta.....	11/18/70
	125	at New York.....	12/8/70
	125	Atlanta.....	2/4/71
One half.....	69	at New York.....	12/8/70
One quarter.....	41	at L.A. Lakers.....	12/6/70

## Field Goal Percentage

One game.....	.697	L.A. Clippers (62-89).....	2/1/86
---------------	------	----------------------------	--------

## Three-Point Field Goals Made

One game.....	16	at Phoenix.....	3/5/97
	16	at New Orleans.....	1/14/05
One half.....	11	at Phoenix.....	3/5/97

## Three-Point Field Goals Attempted

One game.....	37	at Golden State.....	4/15/05
One half.....	21	at New Orleans.....	1/14/05

## Free Throws Made

One game.....	53	New York.....	2/7/85
One half.....	33	at Seattle.....	3/27/91
One quarter.....	22	at Seattle.....	3/27/91

## Free Throws Attempted

One game.....	64	New York.....	2/7/85
One half.....	41	Seattle.....	3/5/77
One quarter.....	28	at New Orleans.....	11/16/76

## Free Throw Percentage

One game.....	1.000	at Indiana (30-30).....	11/30/86
---------------	-------	-------------------------	----------

## Total Rebounds

One game.....	75	Cleveland (40T).....	10/18/74
	71	San Diego.....	11/3/78
One half.....	41	at Kansas City.....	1/17/76
	41	San Diego.....	11/3/78
	41	Utah.....	2/5/82
One quarter.....	26	L.A. Lakers.....	2/19/72

## Offensive Rebounds

One game.....	33	New Orleans.....	1/8/78
---------------	----	------------------	--------

## Defensive Rebounds

One game.....	56	Cleveland (40T).....	10/18/74
	53	Cleveland.....	11/19/77

## Assists

One game.....	49	Denver.....	11/13/90
One half.....	29	Denver.....	11/13/90
One quarter.....	18	San Antonio.....	11/25/90

## Personal Fouls

One game.....	44	Chicago (40T).....	3/16/74
	42	at Atlanta.....	1/16/77
One half.....	27	at Atlanta.....	1/16/77
One quarter.....	18	at Atlanta.....	1/16/77

## Disqualifications

One game.....	4	at Atlanta.....	1/16/77
	4	at Indiana.....	12/6/78
	4	Denver.....	11/13/88

## Steals

One game.....	24	Golden State.....	3/17/84
One half.....	15	New Jersey.....	11/24/89
One quarter.....	9	New Jersey.....	11/24/89
	9	at San Antonio.....	3/22/90

## Turnovers

One game.....	40	at Phoenix.....	3/7/76
One half.....	24	at Houston.....	2/18/75

## Blocked Shots

One game.....	17	at New Orleans.....	1/19/79
One half.....	12	Detroit.....	1/6/80

## Margin of Victory

50 points.....	129-79	Cleveland.....	11/21/82
48 points.....	121-73	L.A. Clippers.....	12/14/94
47 points.....	133-86	New York.....	3/18/72
46 points.....	129-83	L.A. Lakers.....	1/9/95
45 points.....	132-87	Capital.....	10/13/73
45 points.....	136-91	Golden State.....	12/22/87
45 points.....	120-75	Dallas.....	11/17/97
Overtime Margin of Victory			
17 points.....	113-96	at Houston (OT).....	1/22/83

## Highest Scores

Portland 156, Denver 116.....	11/22/83
Portland 156, L.A. Clippers 121.....	2/1/86
Portland 155, Chicago 156 (40T).....	3/16/84
Portland 155, Denver 129.....	11/13/90
Portland 150, San Antonio 113.....	1/9/77

*Bold indicates record set during 2010-11 season*

**OVERTIME OVERDRIVE --- Portland outscored Houston, 17-0, in overtime on Jan. 22, 1983, to claim a 113-96 victory. In the process, the Trail Blazers set NBA records for the largest margin of victory in overtime and the fewest points allowed in an overtime period. Both marks still stand.**





# Trail Blazers All-Time Lows

## Points

One game.....	58	at Cleveland .....	1/22/01
One half.....	24	at Philadelphia .....	12/6/91
	24	at Cleveland .....	1/22/01
1st quarter.....	8	at Atlanta.....	2/28/96
2nd quarter.....	7	at Philadelphia.....	12/6/91
3rd quarter.....	8	L.A. Clippers.....	2/24/01
4th quarter.....	5	at New Jersey.....	3/15/06
Overtime.....	2	Houston.....	3/22/04

## Field Goals

Made.....	19	at New Jersey.....	11/9/04
Attempted.....	60	at New York.....	11/20/05
Percentage.....	244	at New Jersey.....	11/9/04

## Free Throws

Made.....	3	L.A. Clippers.....	1/1/06
	3	at Seattle.....	2/26/07
Attempted.....	4	at Cleveland.....	1/20/98
	4	at Seattle.....	2/26/07
Percentage.....	300	L.A. Clippers (3-10).....	1/1/06

## Three-Point Field Goals\*

Made.....	<b>0</b>	<b>at Chicago (most recently).....</b>	<b>11/1/10</b>
Attempted.....	0	New York (most recently).....	12/6/87
Percentage.....	000	at Detroit (most recently).....	2/8/08

## Rebounds

Offensive.....	2	vs. L.A. Lakers.....	2/6/10
Defensive.....	13	Denver.....	11/02/02
Total.....	22	at Boston.....	2/10/06

## Miscellaneous

Assists.....	7	at Orlando.....	12/19/09
	7	Boston.....	2/19/10
Personal Fouls.....	8	at Minnesota.....	3/11/08
Steals.....	0	at L.A. Lakers (most recently).....	4/11/10
Turnovers.....	3	Phoenix.....	2/22/91

## Margin of Loss

65 points.....	59-124	at Indiana.....	2/27/98
56 points.....	74-130	at Chicago.....	2/20/76
52 points.....	104-156	at Baltimore.....	11/24/70
45 points.....	85-130	at Phoenix.....	12/6/06
40 points.....	103-143	at Washington.....	11/7/78
40 points.....	100-140	at Detroit.....	12/27/83

## Lowest Scores

Portland 58, Cleveland 84.....	1/22/01
Portland 59, Indiana 124.....	2/27/98
Portland 60, Philadelphia 88.....	3/6/03
Portland 60, New Jersey 64.....	11/9/04
Portland 65, New Jersey 78.....	3/15/06
Portland 65, San Antonio 72.....	4/6/08
Portland 66, San Antonio 78.....	4/12/04
Portland 66, Chicago 95.....	3/14/06
Portland 68, Miami 76.....	1/13/98
Portland 68, Denver 107.....	11/4/05

\*Three-point field goals not kept as an official statistic until 1979-80.

Bold indicates record set during 2010-11 season

# Trail Blazers Rookie Records

## Points

Points	Player	Avg/Opp.	Year/Date
Season.....	2031	Geoff Petrie.....	24.8..... 1970-71
Game.....	46	Geoff Petrie.....	Seattle..... 3/19/71

## Field Goals Made

Season.....	784	Geoff Petrie.....	9.6..... 1970-71
	784	Sidney Wicks.....	9.6..... 1971-72
Game.....	18	Geoff Petrie.....	Seattle..... 2/12/71
	18	Geoff Petrie.....	at Philadelphia..... 2/23/71

## Field Goals Attempted

Season.....	1837	Sidney Wicks.....	22.4..... 1971-72
Game.....	33	Sidney Wicks.....	at Golden St..... 3/16/72

## Free Throws Made

Season.....	463	Geoff Petrie.....	5.6..... 1970-71
Game.....	18	Geoff Petrie.....	Seattle..... 3/19/71

## Free Throws Attempted

Season.....	621	Sidney Wicks.....	7.6..... 1971-72
Game.....	21	Geoff Petrie.....	Seattle..... 3/19/71

## Three-Point Field Goals Made\*

Season.....	159	Rudy Fernandez.....	2.0..... 2008-09
Game.....	6	Rudy Fernandez.....	Denver..... 4/15/09

## Three-Point Field Goals Attempted\*

Season.....	398	Rudy Fernandez.....	5.1..... 2008-09
Game.....	9	Rudy Fernandez.....	Philadelphia (OT)..... 3/23/09
	9	Rudy Fernandez.....	at L.A. Lakers..... 1/7/09
	9	Rudy Fernandez.....	Denver..... 4/15/09

## Assists

Season.....	555	Kelvin Ransley.....	6.9..... 1980-81
Game.....	14	Bill Walton.....	Seattle..... 2/1/75
	14	Kelvin Ransley.....	at Denver..... 2/13/81

## Total Rebounds

Season.....	967	Lloyd Neal.....	11.8..... 1972-73
Game.....	25	Sidney Wicks.....	Golden State..... 1/28/72
	25	Bill Walton.....	Golden State..... 10/25/74

## Defensive Rebounds\*\*

Season.....	449	Sam Bowie.....	5.9..... 1984-85
Game.....	20	Bill Walton.....	Golden State..... 10/25/74

## Offensive Rebounds\*\*

Season.....	207	Sam Bowie.....	2.7..... 1984-85
Game.....	11	Sam Bowie.....	at L.A. Lakers (OT)..... 4/7/85
	10	L. Aldridge.....	at Denver..... 3/13/07

## Steals

Season.....	153	Lafayette Lever.....	1.9..... 1982-83
Game.....	7	T.R. Dunn.....	Golden State..... 2/3/78
	6	Brandon Roy.....	Cleveland..... 1/17/07

## Blocked Shots

Season.....	203	Sam Bowie.....	2.7..... 1984-85
Game.....	9	Bill Walton.....	at Golden State..... 10/22/74

## Top 10 Rookie Season Scorers (Avg.)

	Year	G	Points	Avg.	
1.	Geoff Petrie.....	1970-71	82	2031	24.8
2.	Sidney Wicks.....	1971-72	82	2009	24.5
3.	Calvin Natt.....	1979-80	25	511	20.4
4.	Brandon Roy.....	2006-07	57	955	16.8
5.	Kelvin Ransley.....	1980-81	80	1217	15.2
6.	Mychal Thompson.....	1978-79	73	1074	14.7
7.	Arydas Sabonis.....	1995-96	73	1058	14.5
8.	Lloyd Neal.....	1972-73	82	1097	13.4
9.	Ron Brewer.....	1978-79	81	1078	13.3
10.	Lionel Hollins.....	1975-76	74	800	10.8

\*Three-point field goals not kept as an official statistic until 1979-80.

\*\*Offensive & defensive rebounds not kept as an official NBA statistic until 1973-74.



# Trail Blazers Top Performances

## Points

54	Damon Stoudamire...	at New Orleans	1/14/05
52	Brandon Roy	Phoenix	12/18/08
52	Andre Miller	at Dallas (OT)	1/30/10
51	Geoff Petrie	at Houston	1/20/73
51	Geoff Petrie	Houston	3/16/73
50	Clyde Drexler	Sacramento (2OT)	1/6/89
48	Kiki Vandeweghe	at Seattle	3/5/87
48	Clyde Drexler	New York	1/22/89
48	Clyde Drexler	San Antonio	11/24/91
47	Kiki Vandeweghe	at Kansas City	10/27/84
47	Darius Miles	at Denver	4/19/05
46	Geoff Petrie	Seattle	3/19/71
46	Maurice Lucas	at Boston	1/12/79
43	Geoff Petrie	Seattle	2/12/71
43	Geoff Petrie	at Philadelphia	2/23/71
43	Geoff Petrie	Seattle	11/22/73
43	Geoff Petrie	at Philadelphia	3/20/74
43	Lionel Hollins	Boston	2/22/77
43	Clyde Drexler	at Denver	2/20/88
43	Clyde Drexler	L.A. Lakers	4/21/89
43	Zach Randolph	Memphis	3/29/07

## Rebounds

27	Sidney Wicks	at L.A. Lakers (2OT)	2/26/75
26	LeRoy Ellis	Buffalo	10/27/70
26	Bill Walton	at Golden State (OT)	1/24/76
26	Bill Walton	L.A. Lakers (OT)	12/18/76
26	Bill Walton	at Golden State	12/30/77
26	Joel Przybilla	at L.A. Clippers	3/22/08
25	LeRoy Ellis	at Milwaukee	11/29/70
25	Sidney Wicks	Golden State	1/28/72
25	Bill Walton	Golden State	10/25/74
24	Bill Walton	Cleveland (4OT)	10/18/74
24	Brian Grant	Golden State	2/20/99
23	Sidney Wicks	Golden State	3/17/72
23	Lloyd Neal	at L.A. Lakers	10/28/73

## Assists

20	Rod Strickland	Phoenix	4/5/94
20	Rod Strickland	at Houston	3/30/96
19	Terry Porter	at Utah	4/14/88
18	Terry Porter	Sacramento	1/23/87
18	Terry Porter	at Orlando	12/4/89
18	Rod Strickland	at Phoenix (OT)	2/15/95
18	Rod Strickland	at Boston	1/3/96
17	Rick Adelman	Cleveland	11/19/71
17	Terry Porter	Milwaukee	2/22/87
17	Terry Porter	at Dallas	11/14/87
17	Terry Porter	at Phoenix	12/18/87
17	Terry Porter	Sacramento (OT)	1/6/89
17	Terry Porter	Golden State	12/1/89
17	Steve Blake	L.A. Clippers	2/22/09

## Field Goals Made

22	Andre Miller	at Dallas (OT)	1/30/10
20	Geoff Petrie	at Golden State	2/8/73
20	Geoff Petrie	at Philadelphia	3/20/74
20	Lionel Hollins	Boston	2/22/77
20	Clyde Drexler	New York	1/22/89
20	Damon Stoudamire	at New Orleans	1/14/05
19	Geoff Petrie	at Houston	1/20/73
19	Geoff Petrie	Houston	3/16/73
19	Geoff Petrie	Seattle	3/23/73

19	Maurice Lucas	at Boston	1/12/79
19	Kiki Vandeweghe	at Kansas City	10/27/84
19	Kiki Vandeweghe	at Seattle	3/5/87
19	Clyde Drexler	Sacramento (2OT)	1/6/89
19	Clyde Drexler	L.A. Lakers	4/21/89
19	Darius Miles	at Denver	4/19/05

## Field Goals Attempted

40	Zach Randolph	at Memphis (2OT)	1/27/07
37	Geoff Petrie	at Golden State	2/8/73
36	Isaiah Rider	Phoenix (4OT)	11/14/97
35	Geoff Petrie	at Houston	1/20/73
35	Geoff Petrie	Atlanta	11/15/73
35	Geoff Petrie	Philadelphia	3/20/74
34	Geoff Petrie	Detroit	1/7/73

## Free Throws Made

19	Brandon Roy	Phoenix	12/18/08
18	Geoff Petrie	Seattle	3/19/71
18	Kiki Vandeweghe	Seattle	3/21/86
18	Travis Outlaw	at Utah	4/16/07
17	Stan McKenzie	Buffalo	10/27/70
17	Steve Johnson	at New Jersey (OT)	1/9/87
16	Jim Barnett	Atlanta	11/18/70
16	Dave Twardzik	Seattle	3/5/77
16	Tom Owens	Seattle	1/2/79
16	Calvin Natt	at Detroit	2/23/80
16	Kiki Vandeweghe	Golden State	3/15/85
16	Steve Johnson	at Cleveland	11/26/86
16	Rod Strickland	Washington	3/21/95
16	Travis Outlaw	Golden State	4/18/07
16	Brandon Roy	Denver	10/29/09

## Free Throws Attempted

22	Calvin Natt	at Detroit	2/23/80
22	Kiki Vandeweghe	Seattle	3/21/86
21	Geoff Petrie	Seattle	3/19/71
21	Brandon Roy	Phoenix	12/18/08
20	Geoff Petrie	Buffalo (OT)	3/25/73
20	Mychal Thompson	San Antonio	2/1/85
20	Zach Randolph	at Cleveland	11/15/06
20	Travis Outlaw	at Utah	4/16/07

## Steals

10	Larry Steele	L.A. Lakers	11/16/84
10	Clyde Drexler	at Milwaukee	1/10/86
10	Brandon Roy	Washington	1/24/09
9	Larry Steele	L.A. Lakers	3/6/74
9	Larry Steele	Phoenix	3/7/75
9	Larry Steele	Detroit	3/14/76

## Blocked Shots

9	Mychal Thompson	at New Jersey (OT)	2/20/81
9	Bill Walton	at Golden State	10/22/74
9	Bill Walton	at Denver	1/26/77
9	Theo Ratliff	at Orlando (OT)	2/24/04
9	Theo Ratliff	L.A. Clippers	11/5/04
9	Joel Przybilla	at Seattle	4/2/06
8	Lloyd Neal	at Buffalo	11/22/75
8	Bill Walton	Buffalo	10/25/77
8	Sam Bowie	at San Antonio	1/11/85
8	Kelvin Cato	Utah	12/5/98
8	Theo Ratliff	Sacramento	3/12/04
8	Theo Ratliff	Golden State	4/7/04

*Bold indicates record set during 2010-11 season*

RECORDS

# Game Records - Two Teams

Points	Opponent	Date
One game ..... 311	Chicago, 156-155 (4OT) .....	3/16/84
	305 at Denver, 162-143 .....	2/13/81
One half ..... 163	at Denver .....	2/13/81
1st quarter ..... 83	at Denver .....	3/24/90
2nd quarter ..... 80	Denver .....	3/4/83
3rd quarter ..... 83	L.A. Clippers .....	2/1/86
4th quarter ..... 91	at Denver .....	2/13/81
	91 at San Diego .....	3/29/81
Overtime..... 32	Buffalo .....	3/25/73
	32 Sacramento .....	1/6/89
	32 at Boston .....	3/15/92

Field Goals Made	Opponent	Date
One game ..... 126	at L.A. Lakers .....	1/30/72
One half ..... 65	at L.A. Lakers .....	1/30/72
	65 Denver .....	11/13/90
One quarter ..... 37	at L.A. Lakers .....	1/30/72

Field Goals Attempted	Opponent	Date
One game ..... 248	Cleveland (4OT) .....	10/18/74
	239 at New York .....	12/8/70
One half ..... 127	Boston at Philadelphia .....	1/5/71
One quarter ..... 70	at New York .....	12/8/70

Three-Point Field Goals Made	Opponent	Date
One game ..... 28	at New Orleans .....	1/14/05
One half ..... 23	at New Orleans .....	1/14/05

Three-Point Field Goals Attempted	Opponent	Date
One game ..... 69	at Golden State .....	4/15/05
One half ..... 35	at Golden State .....	4/15/05

Free Throws Made	Opponent	Date
One game ..... 87	Philadelphia .....	1/1/88
One half ..... 53	Philadelphia .....	11/9/86
One quarter ..... 37	Seattle .....	3/5/77
	37 Denver .....	2/10/84

Free Throws Attempted	Opponent	Date
One game ..... 103	Philadelphia .....	1/1/88
One half ..... 64	at Atlanta .....	12/8/89
One quarter ..... 49	Denver .....	2/10/84

*Bold indicates mark achieved during 2010-11 season*

Rebounds	Opponent	Date
One game ..... 142	Cleveland (4OT) .....	10/18/74
	136 at San Francisco .....	10/24/70
	136 Boston at Philadelphia .....	1/5/71
One half ..... 78	Boston at Philadelphia .....	1/5/71
One quarter ..... 46	L.A. Lakers .....	2/9/72

Offensive Rebounds	Opponent	Date
One game ..... 50	at Phoenix (3OT) .....	11/1/84
	48 at Detroit .....	12/8/73
	48 at K.C.-Omaha .....	1/13/74
	48 New Orleans .....	1/8/78

Defensive Rebounds	Opponent	Date
One game ..... 106	Cleveland (4OT) .....	10/18/74
	90 at Golden State .....	12/26/74

Assists	Opponent	Date
One game ..... 84	Denver .....	11/13/90
One half ..... 47	Atlanta .....	11/18/70
One quarter ..... 26	Denver .....	1/26/87

Personal Fouls	Opponent	Date
One game ..... 87	Chicago (4OT) .....	3/16/84
	79 at Atlanta .....	1/16/77
One half ..... 48	at Atlanta .....	1/16/77
One quarter ..... 31	at New Orleans .....	11/16/76
	31 Denver .....	2/10/84

Steals	Opponent	Date
One game ..... 35	Detroit .....	4/5/77
	35 Golden State .....	3/17/84
One half ..... 26	K.C.-Omaha .....	1/8/74

Blocked Shots	Opponent	Date
One game ..... 31	at Toronto .....	12/28/97
One half ..... 18	at Toronto .....	12/28/97

Turnovers	Opponent	Date
One game ..... 70	New Orleans .....	11/30/74
One half ..... 38	New Orleans .....	11/30/74
	38 at Phoenix .....	3/7/76
	38 at San Antonio .....	11/13/76

Disqualifications	Opponent	Date
One game ..... 7	Chicago (4OT) .....	3/16/84
	7 at Atlanta .....	1/16/77

**39 IN A ROW --- In a December 7, 1982, contest with Utah, the Trail Blazers watched the Jazz successfully convert 39 straight free throws to set an NBA free throw accuracy mark. Despite Utah's perfection at the line, Portland won the game, 137-121.**



# Opponent Individual Game Highs

Points	Player	Team	Date
Game.....65	Kobe Bryant.....	at L.A. Lakers (OT) ..	3/16/07
	64 Rick Barry.....	at Golden State .....	3/26/74
Half.....45	Rick Barry.....	at Golden State .....	3/26/74
OT Period.....11	Terry Tyler .....	at Detroit.....	11/26/82

## Field Goals Made

Game.....30	Rick Barry.....	at Golden State .....	3/26/74
Half.....21	Rick Barry.....	at Golden State .....	3/26/74

## Field Goals Attempted

Game.....45	Rick Barry.....	at Golden State .....	3/26/74
Half.....29	Rick Barry.....	at Golden State .....	3/26/74

## Three-Point Field Goals Made

Game.....8	Steve Smith .....	San Antonio.....	12/3/01
	8 Tim Thomas.....	Milwaukee.....	1/5/01
	8 Q. Richardson....	Phoenix .....	12/5/04
	8 Kobe Bryant.....	L.A. Lakers.....	3/16/07
	8 Nate Robinson....	New York.....	3/22/07
Half.....8	Tim Thomas .....	Milwaukee .....	1/5/01

## Three-Point Field Goals Attempted

Game.....14	Terry Mills .....	New Jersey.....	1/14/97
	14 Jaren Jackson....	San Antonio.....	12/28/97
Half.....10	D. Stoudamire....	Toronto.....	2/1/98

## Free Throws Made

Game.....23	Nate Archibald....	at K.C.-Omaha.....	1/21/75
Half.....15	Nate Archibald....	at K.C.-Omaha.....	1/21/75

## Free Throws Attempted

Game.....25	Nate Archibald....	at KC-Omaha .....	1/21/75
Half.....16	Nate Archibald....	at KC-Omaha .....	1/21/75

## Free Throw Percentage

Game.....1.000	Rick Barry (18-18) .....	at G.S.....	12/16/74
	1.000 Bob McAdoo (18-18) ....	Buffalo.....	11/29/75

## Rebounds

Game.....31	Wilt Chamberlain.....	L.A. Lakers.....	2/17/73
Half.....20	Wilt Chamberlain.....	L.A. Lakers.....	2/17/73

## Offensive Rebounds

Game.....13	Larry Smith.....	at Golden State .....	2/4/81
	13 Moses Malone.....	at Houston .....	1/14/82

## Defensive Rebounds

Game.....24	Bob McAdoo.....	at Buffalo .....	3/10/74
-------------	-----------------	------------------	---------

## Assists

Game.....26	John Stockton.....	at Utah .....	4/14/88
Half.....15	Bob Washington .....	at Cleveland.....	11/7/71
	15 Ernie DiGregorio .....	Buffalo .....	1/1/74

## Steals

Game.....9	Darwin Cook.....	at New Jersey (OT) ..	12/3/83
	8 Seven players tied		

## Blocked Shots

Game.....17	Elmore Smith.....	at L.A. Lakers.....	10/28/73
Half.....11	Elmore Smith.....	at L.A. Lakers.....	10/28/73

## Turnovers

Game.....11	Bob Lanier.....	Detroit.....	10/31/78
	11 Magic Johnson.....	L.A. Lakers.....	10/21/80
	11 Kevin Edwards.....	Miami.....	1/3/89
Half.....8	Carey Scurrey .....	Utah .....	11/2/85

*Bold indicates record set during 2010-11 season*

**MAKING A SPLASH --- Geoff Petrie is one of only eight players in the history of the NBA to score 2,000 points or more as a rookie. He led the Trail Blazers in their first season by scoring 2,031 points, earning co-Rookie of the Year honors for his efforts. Geoff's first-year performance placed him in select company. The list of other players to exceed that plateau as rookies includes Wilt Chamberlain, Oscar Robertson, Walt Bellamy, Rick Barry, Elvin Hayes, Kareem Abdul-Jabbar and Michael Jordan. Robertson and Jordan are the only other guards to accomplish the feat, and Jordan is the only rookie to do so since Petrie topped the 2,000-point mark 41 seasons ago.**



# Opponent Team Game Highs

Points	Opponent	Date
One game.....162	at Denver (143-162)	2/13/81
One half.....86	at Denver	11/20/86
1st quarter.....46	Atlanta	11/18/70
2nd quarter.....44	at Sacramento	2/11/88
3rd quarter.....47	at Phoenix	4/21/91
4th quarter.....50	at Golden State	3/21/89
Overtime.....20	Seattle	2/13/72
	20 at Vancouver	4/10/98

## Field Goals Made

One game.....67	at L.A. Lakers	1/30/72
One half.....37	at Golden State	3/26/74

## Field Goals Attempted

One game.....125	Cleveland (40T)	10/18/74
	121 at Golden State	3/26/74

## Field Goal Percentage

One game.....667	Houston (50-75)	4/5/84
------------------	-----------------	--------

## Three-Point Field Goals Made

One game.....17	at Boston	1/3/03
One half.....12	Milwaukee	1/5/01

## Three-Point Field Goals Attempted

One game.....40	at Cleveland (OT)	12/30/95
	38 Boston	2/13/03
One half.....22	at Cleveland	12/30/95

## Free Throws Made

One game.....49	at Golden State	1/31/90
-----------------	-----------------	---------

## Free Throws Attempted

One game.....63	at Utah	11/17/88
-----------------	---------	----------

## Free Throw Percentage

One game.....1.000	Utah (39-39)	12/7/82
--------------------	--------------	---------

Rebounds	Opponent	Date
One game.....78	at San Francisco	10/24/70
	78 Boston at Philadelphia	1/5/71
One half.....43	at Houston	11/4/71

## Offensive Rebounds

One game.....32	at Sacramento	1/25/86
-----------------	---------------	---------

## Defensive Rebounds

One game.....50	Cleveland (40T)	10/18/74
	47 at Golden State	3/26/74

## Assists

One game.....48	at Milwaukee	11/21/78
-----------------	--------------	----------

## Personal Fouls

One game.....43	Chicago (40T)	3/16/84
	41 Golden State	11/11/84
	41 Utah	11/2/85

## Steals

One game.....23	Philadelphia	3/1/77
-----------------	--------------	--------

## Blocked Shots

One game.....19	at L.A. Lakers	10/28/73
-----------------	----------------	----------

## Turnovers

One game.....40	Boston at Philadelphia	1/5/71
-----------------	------------------------	--------

## Disqualifications

One game.....5	Chicago (40T)	3/16/84
	3 10 teams, last at Memphis	1/27/07

## Highest Scores

at Denver 162, Portland 143	2/13/81
at Phoenix 160, Portland 128	3/21/72
at Baltimore 156, Portland 104	11/24/70
Chicago 156, Portland 152 (40T)	3/16/84

# Opponent Team Game Lows

Points	Opponent	Date
One game.....63	Denver (107-63)	4/16/97
One half.....22	Denver	4/16/97
	22 Miami	12/6/03
1st quarter.....8	Sacramento	3/18/97
	8 Denver	4/16/97
	8 at New Jersey	11/18/06
2nd quarter.....7	Golden State	1/1/83
3rd quarter.....5	New York	2/26/97
4th quarter.....9	at Golden State	4/6/79
	9 San Antonio	1/29/00
	9 Philadelphia	12/30/07
	9 at Golden State	3/11/10
Overtime.....0	Indiana (most recently)	3/10/96

## Field Goals Made

One game.....20	Denver	11/23/96
-----------------	--------	----------

## Field Goals Attempted

One game.....59	Indiana	11/23/94
	59 San Antonio	4/12/04
	<b>59 at New Jersey</b>	<b>11/28/10</b>
	<b>59 Cleveland</b>	<b>3/17/11</b>

## Field Goal Percentage

One game.....267	Cleveland (27-101)	11/19/77
------------------	--------------------	----------

## Free Throws Made

One game.....2	at Minnesota	2/7/96
----------------	--------------	--------

## Free Throws Attempted

One game.....5	at Minnesota	2/7/96
----------------	--------------	--------

## Free Throw Percentage

One game.....214	at Houston (3-14)	2/22/83
------------------	-------------------	---------

## Offensive Rebounds

One game.....1	at Denver	12/3/96
	1 Miami	1/18/01

## Defensive Rebounds

One game.....14	L.A. Clippers	3/15/98
-----------------	---------------	---------

## Total Rebounds

One Game.....23	Utah	12/6/01
	23 at Memphis	4/7/09

## Assists

One game.....6	at Oklahoma City	11/1/09
	<b>6 Cleveland</b>	<b>3/17/11</b>

## Personal Fouls

One game.....9	Phoenix	12/1/01
----------------	---------	---------

## Steals

One game.....0	at Sacramento	4/23/88
----------------	---------------	---------

## Turnovers

One game.....2	at Cleveland (OT)*	3/9/09
----------------	--------------------	--------

## Lowest Scores

Denver 63, Portland 107	4/16/97
Chicago 63, Portland 88	1/3/00
Cleveland 64, Portland 96	1/13/02
New Jersey 64, Portland 60	11/9/04
Denver 65, Portland 105	1/23/96
Sacramento 66, Portland 92	4/14/98
Houston 66, Portland 81	4/8/03
Memphis 66, Portland 86	3/28/09

*Bold indicates record set during 2010-11 season*

\* Ties NBA Record





# Opponent Top Performances

## Points

65	Kobe Bryant	.....at L.A. Lakers (OT) ....	3/16/07
64	Rick Barry	.....at Golden State.....	3/26/74
55	Nate Archibald	.....at Cincinnati.....	2/23/72
53	Phil Chenier	.....at Baltimore.....	12/6/72
53	Michael Jordan	.....at Chicago.....	1/8/87
52	Michael Jordan	.....at Chicago.....	2/26/88
50	Lew Alcindor	.....at Milwaukee.....	1/19/75
50	Amar'e Stoudemire	.....at Phoenix.....	1/7/05
50	Kobe Bryant	.....at L.A. Lakers.....	4/14/06
49	Lou Hudson	.....Atlanta.....	11/18/70
49	Lew Alcindor	.....Milwaukee.....	10/18/72
49	Gail Goodrich	.....at L.A. Lakers.....	10/28/73
49	Moses Malone	.....at Houston.....	3/13/82
49	Larry Bird	.....at Boston (2OT).....	3/15/92

## Rebounds

31	Wilt Chamberlain	.....L.A. Lakers.....	2/17/73
29	Wes Unseld	.....Baltimore.....	1/11/72
28	Jerry Lucas	.....at San Francisco.....	10/24/70
28	Bob McAdoo	.....at Buffalo.....	3/10/74
27	Billy Cunningham	.....Philadelphia (OT).....	12/20/70
27	Wilt Chamberlain	.....at L.A. Lakers.....	1/31/71
27	Wilt Chamberlain	.....at L.A. Lakers.....	12/5/71
27	James Donaldson	.....at Dallas (3OT).....	12/29/89
26	Willis Reed	.....New York.....	11/8/70
26	Lew Alcindor	.....Milwaukee.....	11/22/70
26	LeRoy Ellis	.....at Philadelphia.....	10/24/73

## Assists

26	John Stockton	.....at Utah.....	4/14/88
25	Ernie DiGregorio	.....Buffalo.....	1/1/74
22	Magic Johnson	.....at L.A. Lakers (OT) ....	11/6/90
21	Larry Siegfried	.....San Diego.....	11/16/70
21	John Stockton	.....at Utah.....	3/1/90
20	Bob Washington	.....at Cleveland.....	11/7/71
20	Gary Grant	.....at L.A. Clippers.....	4/6/89
20	Kevin Johnson	.....at Phoenix.....	3/31/92
20	Scott Skiles	.....at Orlando.....	12/1/93
19	Lenny Wilkens	.....at Seattle.....	10/23/70
19	Nate McMillan	.....Seattle.....	2/18/89

## Field Goals Made

30	Rick Barry	.....at Golden State.....	3/26/74
23	Kobe Bryant	.....at L.A. Lakers (OT) ....	3/16/07
22	Lou Hudson	.....Atlanta.....	11/18/70
22	Phil Chenier	.....at Baltimore.....	12/6/72
21	Lew Alcindor	.....at Milwaukee.....	12/20/72
21	Larry Bird	.....Boston (OT).....	2/14/86
21	Michael Jordan	.....at Chicago.....	2/26/88
21	Karl Malone	.....at Utah.....	12/26/95

*Bold indicates record set during 2010-11 season*

## Field Goals Attempted

45	Rick Barry	.....at Golden State.....	3/26/74
39	Rick Barry	.....Golden State.....	11/3/74
39	Michael Jordan	.....Chicago.....	11/29/91
39	Kobe Bryant	.....at L.A. Lakers (OT) ....	3/16/07
38	Lew Alcindor	.....Milwaukee.....	10/17/72
38	Bob Love	.....Chicago.....	11/14/75
37	Alex English	.....at Denver.....	11/8/84
37	Kobe Bryant	.....L.A. Lakers.....	1/8/10

## Free Throws Made

23	Nate Archibald	.....at K.C.-Omaha.....	1/21/75
19	Moses Malone	.....at Atlanta.....	12/8/89
18	Walt Bellamy	.....Atlanta.....	2/4/71
18	Rick Barry	.....at Golden State.....	12/26/74
18	Bob McAdoo	.....Buffalo.....	11/29/75
18	John Drew	.....at Atlanta.....	1/11/76
18	Michael Jordan	.....Chicago.....	3/22/87
18	Charles Barkley	.....at Philadelphia.....	12/9/87
18	David Robinson	.....at San Antonio.....	11/23/94
18	Derrick Coleman	.....at New Jersey.....	4/30/94
18	Carmelo Anthony	.....Denver.....	10/29/09

## Free Throws Attempted

25	Nate Archibald	.....at K.C.-Omaha.....	1/21/75
22	Dave Bing	.....Detroit.....	1/15/73
22	Moses Malone	.....at Atlanta.....	12/8/89
22	David Robinson	.....at San Antonio.....	11/23/94
21	Norm Van Lier	.....at Cincinnati (OT).....	1/6/71
21	Walt Bellamy	.....Atlanta.....	2/4/71
21	Kareem Abdul-Jabbar	.....at L.A. Lakers.....	10/19/79
21	Moses Malone	.....Philadelphia (OT).....	1/1/86
21	Charles Barkley	.....at Philadelphia.....	12/9/87
21	A.C. Green	.....L.A. Lakers.....	2/16/89
21	David Robinson	.....at San Antonio.....	11/8/89
21	Karl Malone	.....at Utah.....	3/4/95
21	Kobe Bryant	.....L.A. Lakers.....	4/20/05

## Steals

9	Darwin Cook	.....at New Jersey (OT) ...	12/3/83
8	Sam Lacey	.....at K.C.-Omaha.....	2/5/75
8	Henry Bibby	.....Philadelphia.....	3/1/77
8	Randy Smith	.....Buffalo.....	12/13/77
8	Ed Jordan	.....New Jersey.....	3/17/79
8	M. R. Richardson	.....at New Jersey.....	3/13/83
8	Doc Rivers	.....at Atlanta.....	12/4/85
8	Winston Garland	.....at Golden State.....	4/20/88

## Blocked Shots

17	Elmore Smith	.....at L.A. Lakers.....	10/28/73
14	Mark Eaton	.....at Utah.....	1/18/85
13	Mark Eaton	.....at Utah.....	2/18/83
13	Shawn Bradley	.....at Dallas.....	11/8/98
12	Wayne Rollins	.....at Atlanta.....	2/21/79
12	Mark Eaton	.....at Utah.....	11/1/86

**ONTHE MARK --- In five games against the Trail Blazers during the 1974-75 season, Golden State's Rick Barry converted 38 consecutive free throws.**



# Yearly Leaders

## MINUTES PLAYED

	GP	Min.	Avg.
70-71 Petrie	82	3032	37.0
71-72 Wicks	80	*3245	*39.6
72-73 Wicks	80	3152	39.4
73-74 Wicks	75	2853	38.0
74-75 Wicks	82	3162	38.6
75-76 Wicks	79	3044	38.4
76-77 Lucas	79	2863	36.2
77-78 Hollins	81	2741	33.8
78-79 Owens	82	2791	34.0
79-80 R. Brewer	82	2815	34.3
80-81 M. Thompson	79	3129	35.3
81-82 M. Thompson	80	3017	*39.6
82-83 M. Thompson	81	2686	33.2
84-85 M. Thompson	79	2616	33.1
85-86 Vandeweghe	79	2791	35.3
86-87 Drexler	82	3114	38.0
87-88 Drexler	81	3060	37.8
88-89 Porter	81	3102	38.3
89-90 Kersey	82	2843	34.7
90-91 Drexler	82	2852	34.8
91-92 Porter	82	2784	34.0
92-93 Porter	81	2883	35.6
93-94 Strickland	82	2889	35.2
94-95 C. Robinson	75	2725	36.3
95-96 C. Robinson	78	2980	38.2
96-97 C. Robinson	81	3077	38.0
97-98 R. Wallace	77	2896	37.6
98-99 Stoudamire	50	1673	33.4
99-00 R. Wallace	81	2845	35.1
00-01 R. Wallace	77	2940	38.2
01-02 R. Wallace	79	2963	37.5
02-03 R. Wallace	74	2684	36.3
03-04 Stoudamire	82	3118	38.0
04-05 Stoudamire	81	2762	34.1
05-06 Randolph	74	2455	34.4
06-07 Randolph	68	2425	35.7
07-08 Roy	74	2792	37.7
08-09 Roy	78	2903	37.2
09-10 Aldridge	78	2922	37.5
10-11 Aldridge	81	3211	*39.6

## SCORING

	GP	Points	Avg.
70-71 Petrie	82	2031	24.8
71-72 Wicks	82	2009	24.5
72-73 Wicks	79	1970	24.9
73-74 Petrie	73	1771	24.3
74-75 Wicks	82	1778	21.9
75-76 Wicks	79	1505	19.1
76-77 Lucas	79	1599	20.2
77-78 Hollins	81	1285	15.9
78-79 Owens	82	1520	18.5
79-80 R. Brewer	82	1286	15.7
80-81 Paxson	79	1354	17.1
81-82 M. Thompson	79	1642	20.8
82-83 Paxson	81	1756	21.7
83-84 Paxson	81	1722	21.3
84-85 Vandeweghe	72	1616	22.4
85-86 Vandeweghe	79	1922	24.8
86-87 Vandeweghe	79	2162	26.9
87-88 Drexler	81	*2185	27.0
88-89 Drexler	78	2123	27.2
89-90 Drexler	73	1703	23.3
90-91 Drexler	82	1767	21.5
91-92 Drexler	76	1903	25.0
92-93 C. Robinson	82	1570	19.1
93-94 C. Robinson	82	1647	20.1
94-95 C. Robinson	75	1601	21.3
95-96 C. Robinson	78	1644	21.1
96-97 Ken Anderson	82	1436	17.5
97-98 Rider	74	1458	19.7
98-99 Rider	47	651	13.9
99-00 R. Wallace	81	1325	16.4
00-01 R. Wallace	77	1477	19.2
01-02 R. Wallace	79	1521	19.3
02-03 R. Wallace	74	1340	18.1
03-04 Randolph	81	1626	20.1
04-05 Randolph	46	817	18.0
05-06 Randolph	74	1333	18.0
06-07 Randolph	68	1608	23.6
07-08 Roy	74	1416	19.1
08-09 Roy	78	1765	22.6
09-10 Roy	81	1398	21.5
10-11 Aldridge	81	1769	21.8

## FIELD GOALS MADE

	GP	FGM	Avg.
70-71 Petrie	82	784	9.6
71-72 Wicks	82	784	9.6
72-73 Petrie	79	836	*10.6
73-74 Petrie	73	740	10.1
74-75 Wicks	82	692	8.4
75-76 Wicks	79	580	7.3
76-77 Lucas	79	632	8.0
77-78 Hollins	81	531	6.6
78-79 Owens	82	600	7.3
79-80 R. Brewer	82	548	6.7
80-81 Paxson	79	585	7.4
81-82 M. Thompson	79	681	8.6
82-83 Paxson	81	682	8.4
83-84 Paxson	81	680	8.4
84-85 Vandeweghe	72	611	8.6
85-86 Vandeweghe	79	719	9.1
86-87 Vandeweghe	79	808	10.2
87-88 Drexler	81	*849	10.5
88-89 Drexler	78	829	*10.6
89-90 Drexler	73	670	9.2
90-91 Drexler	82	645	7.9
91-92 Drexler	76	694	9.1
92-93 C. Robinson	82	632	7.7
93-94 C. Robinson	82	641	7.8
94-95 C. Robinson	75	597	8.0
95-96 C. Robinson	78	553	7.1
96-97 Ken Anderson	82	485	5.9
97-98 Rider	74	441	5.4
98-99 Rider	47	249	7.2
99-00 R. Wallace	81	542	6.7
00-01 R. Wallace	77	590	7.6
01-02 R. Wallace	79	603	7.6
02-03 R. Wallace	74	515	7.0
03-04 Randolph	81	633	8.2
04-05 Randolph	46	332	7.2
05-06 Randolph	74	536	7.2
06-07 Randolph	68	600	8.8
07-08 Aldridge	76	561	7.4
08-09 Roy	78	633	8.1
09-10 Roy	65	491	7.6
10-11 Aldridge	81	707	8.7

## FIELD GOAL ATTEMPTS

	GP	FGA	Avg.
70-71 Petrie	82	1770	21.6
71-72 Wicks	82	*1837	22.4
72-73 Petrie	79	1801	*22.8
73-74 Petrie	73	1537	21.1
74-75 Wicks	82	1391	17.0
75-76 Wicks	79	1201	15.2
76-77 Lucas	79	1359	16.0
77-78 Hollins	81	1202	14.8
78-79 Lucas	69	1208	17.5
79-80 R. Brewer	82	1182	14.4
80-81 Ransey	80	1162	14.5
81-82 M. Thompson	79	1303	16.5
82-83 Paxson	81	1323	16.3
83-84 Paxson	81	1322	16.3
84-85 Drexler	80	1161	14.5
85-86 Vandeweghe	79	1332	16.9
86-87 Vandeweghe	79	1545	19.6
87-88 Drexler	81	1679	20.7
88-89 Drexler	78	1672	21.4
89-90 Drexler	73	1357	18.6
90-91 Drexler	82	1338	16.3
91-92 Drexler	76	1476	19.4
92-93 C. Robinson	82	1336	16.3
93-94 C. Robinson	82	1404	17.1
94-95 C. Robinson	75	1320	17.6
95-96 C. Robinson	78	1306	16.7
96-97 Ken Anderson	82	1137	13.9
97-98 Rider	74	1302	17.6
98-99 Stoudamire	50	629	12.5
99-00 R. Wallace	81	1045	13.0
00-01 R. Wallace	77	1178	15.3
01-02 R. Wallace	79	1287	16.2
02-03 R. Wallace	74	1094	14.8
03-04 Randolph	81	1358	16.9
04-05 Randolph	46	741	16.1
05-06 Randolph	74	1229	16.6
06-07 Randolph	68	1286	18.9
07-08 Roy	74	1170	15.8
08-09 Roy	78	1318	16.9
09-10 Roy	65	1038	16.0
10-11 Aldridge	81	1415	17.5

## FG PERCENTAGE

	FGM	FGA	Pct.
70-71 Schlueter	257	527	48.8
71-72 Schlueter	353	627	52.5
72-73 O. Johnson	308	620	49.7
73-74 Petrie	740	1537	48.1
74-75 Steele	265	484	54.8
75-76 Steele	322	651	49.5
76-77 Twardzik	263	430	*61.2
77-78 Gross	381	720	52.9
78-79 Owens	600	1095	54.8
79-80 Washington	421	761	55.3
80-81 Washington	325	571	56.9
81-82 Natl.	515	894	57.6
82-83 Natl.	644	1187	54.3
83-84 Natl.	500	857	58.3
84-85 Bowie	299	557	53.7
85-86 Kersey	258	470	54.9
86-87 S. Johnson	494	869	56.8
87-88 S. Johnson	258	488	52.9
88-89 S. Johnson	296	565	52.4
89-90 B. Williams	413	754	54.8
90-91 B. Williams	358	595	60.2
91-92 B. Williams	340	563	60.4
92-93 B. Williams	270	528	51.1
93-94 B. Williams	291	524	55.5
94-95 B. Williams	309	604	51.2
95-96 Sabonis	394	723	54.5
96-97 R. Wallace	380	681	55.8
97-98 R. Wallace	466	875	53.3
98-99 R. Wallace	242	476	**50.8
99-00 R. Wallace	542	1045	51.9
00-01 Wells	387	726	53.3
01-02 Patterson	319	619	51.5
02-03 D. Davis	237	438	54.1
03-04 Randolph	663	1368	48.5
04-05 Patterson	319	601	53.1
05-06 Randolph	536	1229	43.6
06-07 Randolph	600	1286	46.7
07-08 Aldridge	561	1160	48.4
08-09 Aldridge	601	1243	48.4
09-10 Aldridge	579	1169	49.5
10-11 Aldridge	707	1415	50.0

\*Minimum reduced to 150 FGs (50 gm. sched.)

## 3pt FIELD GOALS

	G	3pt M	Avg.
79-80 Bates	16	8	0.5
80-81 Bates	77	14	0.2
81-82 Bates	75	12	0.2
82-83 Townes	55	9	0.2
Buse	4	1	0.2
83-84 Paxson	81	17	0.2
84-85 Colter	78	26	0.3
85-86 Colter	81	27	0.3
86-87 Vandeweghe	79	39	0.5
87-88 R. Anderson	62	42	0.8
88-89 Porter	81	79	0.9
89-90 Porter	80	89	1.1
90-91 Porter	81	130	1.6
91-92 Porter	82	128	1.6
92-93 Porter	81	143	1.8
93-94 Porter	77	110	0.9
94-95 C. Robinson	75	142	1.9
95-96 C. Robinson	78	178	*2.3
96-97 Ken Anderson	82	132	1.6
97-98 Rider	74	135	1.8
98-99 W. Williams	48	63	1.3
99-00 S. Smith	82	96	1.2
00-01 Stoudamire	82	82	1.0
01-02 R. Wallace	79	114	1.4
02-03 Der. Anderson	76	116	1.5
03-04 Stoudamire	82	156	1.9
04-05 Stoudamire	81	*181	2.2
05-06 Blake	68	76	1.1
06-07 Webster	62	91	1.1
07-08 Webster	75	123	1.6
08-09 Fernandez	78	159	2.0
09-10 Fernandez	62	98	1.6
10-11 Matthews	82	154	1.9

\* All-time high



# Yearly Leaders

## 3pt FG ATTEMPTS

	G	3ptA	Avg.
79-80	R. Brewer.....	82	32 0.4
80-81	Bates.....	54	0.7
81-82	Bates.....	75	41 0.5
82-83	Buse.....	41	35 0.9
83-84	Paxson.....	81	59 0.7
84-85	Colter.....	78	74 0.9
85-86	Colter.....	81	83 1.0
86-87	R. Anderson.....	72	98 1.4
87-88	R. Anderson.....	62	135 2.2
88-89	Porter.....	81	219 2.7
89-90	Porter.....	80	238 3.0
90-91	Porter.....	81	313 3.9
91-92	Drexler.....	76	338 4.4
92-93	Porter.....	81	345 4.3
93-94	Porter.....	77	282 3.7
94-95	C. Robinson.....	75	383 5.1
95-96	C. Robinson.....	78	471 *6.0
96-97	Ken Anderson.....	82	366 4.5
97-98	Rider.....	74	420 5.7
98-99	W. Williams.....	48	144 3.0
99-00	Pippen.....	82	263 3.2
00-01	S. Smith.....	81	230 2.8
01-02	R. Wallace.....	79	317 4.0
02-03	Der. Anderson.....	76	331 4.4
03-04	Stoudamire.....	82	427 5.2
04-05	Stoudamire.....	81	*490 *6.0
05-06	Blake.....	68	184 2.7
06-07	Webster.....	82	250 3.0
07-08	Webster.....	75	317 4.2
08-09	Fernandez.....	78	398 5.1
09-10	Fernandez.....	82	266 4.3
10-11	Matthews.....	82	378 4.6

## 3pt FG PERCENTAGE

	3ptM	3ptA	Pct.
79-80	Twardzik.....	4	7 .571
80-81	Natt.....	4	8 .500
81-82	Bates.....	12	41 .293
82-83	Townes.....	9	25 .360
83-84	Paxson.....	17	59 .288
84-85	Colter.....	26	74 .351
85-86	Colter.....	27	83 .325
86-87	Vandeweghe.....	39	81 *.481
87-88	Vandeweghe.....	22	58 .379
88-89	Porter.....	79	219 .361
89-90	Petrovic.....	34	74 .459
90-91	Porter.....	130	313 .415
91-92	Porter.....	128	324 .395
92-93	Porter.....	143	345 .414
93-94	Murray.....	50	109 .459
94-95	Porter.....	44	114 .393
95-96	C. Robinson.....	178	471 .378
96-97	Rider.....	99	257 .385
97-98	Ken Anderson.....	47	133 .353
98-99	W. Williams.....	63	144 .438
99-00	S. Smith.....	96	263 .398
00-01	Anthony.....	65	159 .409
01-02	Wells.....	66	172 .384
02-03	Stoudamire.....	44	114 .386
03-04	Stoudamire.....	156	427 .365
04-05	Van Exel.....	100	257 .389
05-06	Blake.....	76	184 .413
06-07	Udoka.....	89	219 .406
07-08	Jones.....	91	205 .444
08-09	Blake.....	140	328 .427
09-10	Batum.....	54	132 .409
10-11	Matthews.....	154	378 .407

(3-point field goals were instituted in 1979-80. Minimum attempts to qualify was 50 in 1983-84 and raised to 100 in 1990-91)

## FREE THROWS MADE

	GP	FTM	Avg.
70-71	Petrie.....	82	463 5.6
71-72	Wicks.....	82	441 5.4
72-73	Wicks.....	80	384 4.8
73-74	Wicks.....	75	314 4.2
74-75	Wicks.....	82	394 4.8
75-76	Wicks.....	79	345 4.4
76-77	Lucas.....	79	335 4.2
77-78	Hollins.....	81	223 2.8
78-79	Owens.....	82	320 3.9
79-80	Washington.....	80	231 2.9
80-81	M. Thompson.....	79	207 2.6
81-82	Natt.....	75	294 3.9
82-83	Paxson.....	81	398 4.8
83-84	Paxson.....	81	345 4.3
84-85	Vandeweghe.....	72	369 5.1
85-86	Vandeweghe.....	79	*523 *6.6
86-87	Vandeweghe.....	79	467 5.9
87-88	Drexler.....	81	476 5.9
88-89	Drexler.....	78	438 5.6
89-90	Porter.....	80	421 5.3
90-91	Drexler.....	82	416 5.1
91-92	Drexler.....	80	401 5.3
92-93	Porter.....	81	327 4.0
93-94	Strickland.....	82	353 4.3
94-95	Strickland.....	64	283 4.4
95-96	C. Robinson.....	78	360 4.6
96-97	Ken Anderson.....	82	334 4.1
97-98	Sabonis.....	73	323 4.4
98-99	B. Grant.....	48	184 3.8
99-00	S. Smith.....	82	289 3.5
00-01	S. Smith.....	81	309 3.8
01-02	Wells.....	74	215 2.9
02-03	Der. Anderson.....	76	231 3.0
03-04	Randolph.....	81	299 3.7
04-05	Randolph.....	46	207 4.5
05-06	Randolph.....	74	245 3.3
06-07	Randolph.....	68	394 5.8
07-08	Roy.....	74	281 3.8
08-09	Roy.....	78	416 5.3
09-10	Roy.....	65	343 5.3
10-11	Aldridge.....	81	351 4.3

## FREE THROW ATTEMPTS

	GP	FTA	Avg.
70-71	Petrie.....	82	600 7.3
71-72	Wicks.....	82	*621 *7.6
72-73	Wicks.....	80	531 6.6
73-74	Wicks.....	75	412 5.5
74-75	Wicks.....	82	558 6.8
75-76	Wicks.....	79	512 6.5
76-77	Lucas.....	79	438 5.2
77-78	Hollins.....	81	300 3.7
78-79	Owens.....	82	403 4.9
79-80	Washington.....	80	360 4.5
80-81	M. Thompson.....	79	323 4.1
81-82	M. Thompson.....	79	446 5.6
82-83	Paxson.....	81	478 5.9
83-84	Paxson.....	81	410 5.1
84-85	M. Thompson.....	79	449 5.7
85-86	Vandeweghe.....	79	602 *7.6
86-87	Vandeweghe.....	79	527 6.7
87-88	Drexler.....	81	587 7.2
88-89	Drexler.....	78	548 7.0
89-90	Porter.....	80	472 5.9
90-91	Drexler.....	82	524 6.4
91-92	Drexler.....	76	505 6.6
92-93	C. Robinson.....	82	416 5.1
93-94	Strickland.....	82	471 5.7
94-95	C. Robinson.....	75	382 5.1
95-96	C. Robinson.....	78	542 6.9
96-97	Ken Anderson.....	82	435 5.3
97-98	Sabonis.....	73	405 5.5
98-99	B. Grant.....	48	226 4.7
99-00	S. Smith.....	82	340 4.1
00-01	S. Smith.....	81	347 4.2
01-02	Wells.....	74	290 3.9
02-03	Wells.....	75	313 4.2
03-04	Randolph.....	81	383 4.9
04-05	Randolph.....	46	254 5.5
05-06	Randolph.....	74	343 4.6
06-07	Randolph.....	68	481 7.1
07-08	Roy.....	74	373 5.0
08-09	Roy.....	78	505 6.5
09-10	Roy.....	65	440 6.8
10-11	Aldridge.....	81	444 5.5

## FT PERCENTAGE

	(Minimum 125 made)	FTM	FTA	Pct.
70-71	McKenzie.....	331	396	.836
71-72	McKenzie.....	315	379	.831
72-73	C. Davis.....	126	161	.783
73-74	Petrie.....	291	341	.853
74-75	Petrie.....	261	311	.839
75-76	Petrie.....	277	334	.829
76-77	Gross.....	183	215	.851
77-78	J. Davis.....	188	227	.828
78-79	Twardzik.....	261	299	.873
79-80	R. Brewer.....	184	219	.840
80-81	Bates.....	170	199	.854
81-82	Bates.....	166	211	.787
82-83	Paxson.....	388	478	.812
83-84	Paxson.....	345	410	.841
84-85	Vandeweghe.....	369	412	.896
85-86	Paxson.....	217	244	.889
86-87	Vandeweghe.....	467	527	.886
87-88	Vandeweghe.....	159	181	.878
88-89	Porter.....	272	324	.840
89-90	Porter.....	421	472	.892
90-91	Porter.....	279	339	.823
91-92	Porter.....	315	368	.856
92-93	Elie.....	183	214	.855
93-94	Porter.....	204	234	.872
94-95	Drexler.....	207	248	.835
95-96	McKie.....	152	199	.764
96-97	Rider.....	212	361	.812
97-98	Rider.....	221	267	.828
98-99	Jim Jackson.....	85	101	*.842
99-00	S. Smith.....	289	340	.850
00-01	S. Smith.....	309	347	.890
01-02	Stoudamire.....	174	196	.888
02-03	Der. Anderson.....	231	269	.859
03-04	Stoudamire.....	127	145	.876
04-05	Stoudamire.....	182	199	*.914
05-06	Dixon.....	156	194	.804
06-07	Jack.....	243	279	.871
07-08	Jack.....	215	248	.867
08-09	Roy.....	416	505	.824
09-10	Bayless.....	201	242	.831
10-11	Fernandez.....	126	146	.863

\*\*Minimum made reduced to 75 FTs due to 50 game schedule.

\* All -time high



(Continued on next page)

RECORDS

# Yearly Leaders

## TOTAL REBOUNDS

	GP	RBs	Avg.
70-71 Ellis .....	74	907	12.3
71-72 Wicks .....	82	943	11.5
72-73 L. Neal .....	82	967	11.8
73-74 Roberson .....	69	701	10.2
74-75 Wicks .....	82	877	10.7
75-76 Wicks .....	79	712	9.0
76-77 Walton .....	65	934	14.4
77-78 Walton .....	58	766	13.2
78-79 Owens .....	82	740	9.0
79-80 Washington .....	80	842	10.5
80-81 Washington .....	73	686	9.4
80-81 M. Thompson .....	82	666	8.4
81-82 M. Thompson .....	79	921	11.7
82-83 M. Thompson .....	80	753	9.4
83-84 M. Thompson .....	79	688	8.7
84-85 Bowie .....	76	656	8.6
85-86 M. Thompson .....	82	608	7.4
86-87 S. Johnson .....	79	586	7.2
87-88 Kersey .....	79	657	8.3
88-89 Duckworth .....	79	635	8.0
89-90 B. Williams .....	82	800	9.8
90-91 B. Williams .....	80	751	9.4
91-92 B. Williams .....	80	704	8.8
92-93 B. Williams .....	82	690	8.4
93-94 B. Williams .....	81	843	10.4
94-95 Dudley .....	82	764	9.3
95-96 Dudley .....	80	720	9.0
96-97 Dudley .....	81	593	7.3
97-98 Sabonis .....	73	729	10.0
98-99 B. Grant .....	48	470	9.8
99-00 R. Wallace .....	81	566	7.0
00-01 D. Davis .....	81	606	7.4
01-02 D. Davis .....	78	688	8.8
02-03 D. Davis .....	78	564	7.2
03-04 Randolph .....	81	851	10.5
04-05 Randolph .....	46	442	9.6
05-06 Randolph .....	74	592	8.0
06-07 Randolph .....	68	688	10.1
07-08 Przybilla .....	77	649	8.4
08-09 Przybilla .....	82	717	8.7
09-10 Camby .....	23	255	11.1
10-11 Camby .....	59	606	10.3

## OFFENSIVE REBOUNDS

	GP	ORB	Avg.
73-74 Roberson .....	69	251	3.6
74-75 Wicks .....	82	231	2.8
75-76 Wicks .....	79	245	3.1
76-77 Lucas .....	79	271	2.4
77-78 Owens .....	82	195	3.4
78-79 Owens .....	82	263	3.2
79-80 Washington .....	80	325	4.1
80-81 Washington .....	73	236	3.2
81-82 M. Thompson .....	79	258	3.3
82-83 Natt/Cooper .....	80	214	2.7
83-84 M. Thompson .....	79	235	3.0
84-85 Drexler .....	80	217	2.7
85-86 M. Thompson .....	82	181	2.2
86-87 Drexler .....	82	227	2.8
87-88 Drexler .....	81	261	3.2
88-89 Drexler .....	78	289	3.7
89-90 Kersey .....	82	251	3.1
90-91 B. Williams .....	80	227	2.8
91-92 B. Williams .....	80	260	3.3
92-93 B. Williams .....	82	232	2.8
93-94 B. Williams .....	81	315	3.9
94-95 Dudley .....	82	325	4.0
95-96 Dudley .....	80	239	3.0
96-97 Dudley .....	81	204	2.5
97-98 B. Grant .....	61	197	3.2
98-99 B. Grant .....	48	173	3.6
99-00 R. Wallace .....	81	129	1.6
00-01 D. Davis .....	81	233	2.8
01-02 D. Davis .....	78	262	3.3
02-03 D. Davis .....	78	233	3.0
03-04 Randolph .....	81	242	3.0
04-05 Randolph .....	46	142	3.1
05-06 Randolph .....	74	193	2.6
06-07 Randolph .....	68	199	2.9
07-08 Aldridge .....	76	220	2.9
08-09 Aldridge .....	81	234	2.9
09-10 Camby .....	23	83	3.6
10-11 Aldridge .....	81	278	3.4

*(Offensive rebounds not kept as an official statistic before 1973-74).*

## DEFENSIVE REBOUNDS

	GP	DRB	Avg.
73-74 Wicks .....	75	488	6.5
74-75 Wicks .....	82	646	7.9
75-76 Walton .....	51	549	10.8
76-77 Walton .....	65	*723	11.1
77-78 Walton .....	58	648	11.2
78-79 Lucas .....	69	524	7.6
79-80 Washington .....	80	517	6.5
80-81 M. Thompson .....	79	463	5.9
81-82 M. Thompson .....	79	663	8.4
82-83 M. Thompson .....	80	570	7.1
83-84 M. Thompson .....	79	453	5.7
84-85 Bowie .....	76	449	5.9
85-86 M. Thompson .....	82	427	5.2
86-87 S. Johnson .....	79	372	4.7
87-88 Kersey .....	79	446	5.6
88-89 Duckworth .....	79	389	4.9
89-90 B. Williams .....	82	550	6.7
90-91 B. Williams .....	80	524	6.6
91-92 B. Williams .....	80	444	5.6
92-93 B. Williams .....	82	458	5.6
93-94 B. Williams .....	81	528	6.5
94-95 Dudley .....	82	439	5.4
95-96 Dudley .....	80	481	6.0
96-97 Dudley .....	80	389	4.9
97-98 Sabonis .....	73	580	7.9
98-99 Sabonis .....	50	305	6.1
99-00 R. Wallace .....	81	437	5.4
00-01 R. Wallace .....	77	455	5.9
01-02 R. Wallace .....	79	509	6.4
02-03 R. Wallace .....	74	435	5.9
03-04 Randolph .....	81	609	7.5
04-05 Randolph .....	46	300	6.5
05-06 Randolph .....	74	399	5.4
06-07 Randolph .....	68	489	7.2
07-08 Przybilla .....	77	454	5.9
08-09 Przybilla .....	82	513	6.3
09-10 Camby .....	23	172	7.5
10-11 Camby .....	59	424	7.2

*(Defensive rebounds not an official statistic before 1973-74)*

## ASSISTS

	GP	Ast.	Avg.
70-71 Petrie .....	82	390	4.8
71-72 Adelman .....	80	413	5.2
72-73 Wicks .....	80	440	5.5
73-74 Wicks .....	75	326	4.3
74-75 Petrie .....	80	424	5.3
75-76 Petrie .....	72	330	4.6
76-77 Hollins .....	76	313	4.1
77-78 Hollins .....	81	380	4.7
78-79 Hollins .....	64	325	5.1
79-80 Twardzik .....	67	273	5.1
80-81 Ransley .....	80	555	6.9
81-82 Ransley .....	78	555	7.1
82-83 Lever .....	81	426	5.3
83-84 Valentine .....	68	395	5.8
84-85 Valentine .....	75	522	7.0
85-86 Drexler .....	75	600	8.0
86-87 Porter .....	80	715	8.9
87-88 Porter .....	82	*831	10.1
88-89 Porter .....	81	770	9.5
89-90 Porter .....	80	726	9.1
90-91 Porter .....	81	649	8.0
91-92 Drexler .....	76	512	6.7
92-93 Strickland .....	78	559	7.2
93-94 Strickland .....	82	740	9.0
94-95 Strickland .....	64	562	8.8
95-96 Strickland .....	67	640	9.6
96-97 Ken Anderson .....	82	584	7.1
97-98 Ken Anderson .....	45	245	5.4
98-99 Stoudamire .....	50	312	6.2
99-00 Pippen .....	82	406	5.0
00-01 Stoudamire .....	82	468	5.7
01-02 Stoudamire .....	75	490	6.5
02-03 Pippen .....	64	285	4.5
03-04 Stoudamire .....	82	500	6.1
04-05 Stoudamire .....	81	508	6.3
05-06 Blake .....	68	358	5.7
06-07 Jack .....	79	417	5.3
07-08 Roy .....	74	430	5.8
08-09 Roy .....	78	400	5.1
09-10 Miller .....	82	445	5.4
10-11 Miller .....	81	566	7.0

## STEALS

	GP	St.	Avg.
73-74 Steele .....	81	*217	2.7
74-75 Steele .....	76	183	2.4
75-76 Steele .....	81	170	2.1
76-77 Hollins .....	76	166	2.2
77-78 Hollins .....	81	157	1.9
78-79 Hollins .....	64	114	1.8
79-80 Dunn .....	82	102	1.2
80-81 Paxson .....	79	140	1.8
81-82 Paxson .....	82	129	1.6
82-83 Lever .....	81	153	1.9
83-84 Lever .....	81	135	1.7
84-85 Drexler .....	80	177	2.2
85-86 Drexler .....	75	197	2.6
86-87 Drexler .....	82	204	2.5
87-88 Drexler .....	81	203	2.5
88-89 Drexler .....	78	213	2.7
89-90 Porter .....	80	151	1.9
90-91 Porter .....	81	158	2.0
91-92 Drexler .....	76	138	1.8
92-93 Strickland .....	78	131	1.7
93-94 Strickland .....	82	147	1.8
94-95 Strickland .....	64	123	1.9
95-96 Strickland .....	67	97	1.4
96-97 Ken Anderson .....	82	162	2.0
97-98 R. Wallace .....	77	75	1.0
98-99 Anthony .....	50	66	1.3
99-00 Pippen .....	82	117	1.4
00-01 Stoudamire .....	82	106	1.3
01-02 Pippen .....	82	101	1.6
02-03 Pippen .....	64	105	1.6
03-04 Der. Anderson .....	51	66	1.3
04-05 Patterson .....	70	106	1.5
05-06 Telfair .....	68	66	1.0
06-07 Jack .....	79	86	1.1
07-08 Roy .....	74	79	0.9
08-09 Roy .....	78	88	1.1
09-10 Miller .....	82	93	1.1
10-11 G. Wallace .....	23	46	2.0

*(Steals not an official statistic before 1973-74)*

## BLOCKED SHOTS

	GP	Blk.	Avg.
73-74 L. Neal .....	80	73	0.9
74-75 Walton .....	35	94	2.7
75-76 L. Neal .....	68	107	1.6
76-77 Walton .....	65	*211	3.2
77-78 Walton .....	58	146	2.5
78-79 M. Thompson .....	73	134	1.8
79-80 Washington .....	80	131	1.6
80-81 M. Thompson .....	79	107	2.2
81-82 M. Thompson .....	79	170	1.4
82-83 Cooper .....	80	136	1.7
83-84 M. Thompson .....	79	108	1.4
84-85 Bowie .....	76	203	2.7
85-86 Bowie .....	38	96	2.5
86-87 Cald. Jones .....	78	77	1.0
87-88 Kersey .....	82	77	0.9
87-88 Cald. Jones .....	79	99	1.3
88-89 Cald. Jones .....	72	85	1.2
89-90 Cooper .....	79	95	1.2
90-91 Kersey .....	73	76	1.0
C. Robinson .....	82	76	0.9
91-92 C. Robinson .....	82	107	1.3
92-93 C. Robinson .....	82	163	2.0
93-94 C. Robinson .....	82	111	1.4
94-95 Dudley .....	82	126	1.5
95-96 Dudley .....	80	100	1.3
96-97 Dudley .....	81	96	1.2
97-98 Cato .....	74	94	1.3
98-99 Sabonis .....	50	63	1.2
99-00 R. Wallace .....	81	107	1.3
00-01 R. Wallace .....	77	135	1.8
01-02 R. Wallace .....	79	101	1.3
02-03 R. Wallace .....	74	77	1.0
03-04 Ratliff .....	32	141	4.4
04-05 Ratliff .....	63	158	2.5
05-06 Przybilla .....	56	130	2.3
06-07 Outlaw .....	67	74	1.1
07-08 Aldridge .....	76	94	1.2
08-09 Przybilla .....	82	97	1.2
09-10 Oden .....	21	48	2.3
10-11 Camby .....	59	92	1.6

\* All-time high



# Yearly Leaders

## PERSONAL FOULS

	GP	PF	Avg.		GP	PF	Avg.		GP	No.
70-71 Schlueter	80	265	3.3	03-04 Randolph	81	227	3.7	91-92 C. Robinson	82	11
71-72 Schlueter	81	277	3.4	04-05 Przybilla	76	239	3.1	92-93 C. Robinson	82	8
72-73 L. Neal	82	305	3.7	05-06 Khryapa	69	209	3.0	93-94 Drexler	68	2
73-74 Steele	81	295	3.6	06-07 Magloire	81	226	2.8	94-95 Dudley	82	6
74-75 Wicks	82	289	3.5	07-08 Aldridge	76	240	3.2	95-96 McKie	81	5
75-76 Steele	81	289	3.6	08-09 Oden	61	238	3.9	96-97 C. Robinson	81	6
76-77 Lucas	79	294	3.7	09-10 Oden	21	84	4.0	97-98 Sabonis	73	7
77-78 Hollins	81	268	3.3	10-11 G. Wallace	23	63	2.7	98-99 R. Wallace	49	6
78-79 Owens	82	329	4.0					99-00 Sabonis	66	3
79-80 Washington	80	307	3.8					Wells	66	3
80-81 Washington	73	258	3.5					00-01 Kemp	68	3
81-82 M. Thompson	79	233	2.9	70-71 Ellis	74	5	5	01-02 Phippen	62	3
82-83 Cooper	80	318	4.0	71-72 Steele	72	8	8	02-03 R. Wallace	74	2
83-84 Carr	82	274	3.3	72-73 G. Smith	72	8	8	03-04 Stoudamire	75	2
84-85 Bowie	76	278	3.6	73-74 Steele	81	10	10	Wells	82	2
85-86 Drexler	75	270	3.6	74-75 Steele	76	6	6	McInnis	39	2
86-87 S. Johnson	79	*40	*4.3	75-76 Steele	81	8	8	04-05 Ratliff	63	4
87-88 Kersey	79	302	3.8	76-77 Gross	82	7	7	05-06 Khryapa	69	7
88-89 Duckworth	79	300	3.8	77-78 Owens	82	7	7	06-07 Aldridge	63	3
89-90 Kersey	82	304	3.7	78-79 Owens	82	15	15	07-08 Aldridge	76	7
90-91 C. Robinson	82	263	3.2	79-80 Washington	80	8	8	08-09 Aldridge	81	4
91-92 C. Robinson	82	274	3.3	80-81 Owens	79	10	10	Oden	61	4
92-93 C. Robinson	82	267	3.3	81-82 Harper	68	7	7	09-10 Aldridge	78	2
93-94 C. Robinson	82	263	3.2	82-83 Carr	82	10	10	Przybilla	30	2
94-95 Dudley	82	286	3.5	83-84 Natt	79	3	3	10-11 Aldridge	81	3
95-96 Dudley	80	251	3.1							
96-97 C. Robinson	81	251	3.1	984-85 Bowie	76	9	9			
97-98 R. Wallace	77	268	3.5	85-86 Drexler	75	8	8			
98-99 R. Wallace	49	175	3.6	86-87 S. Johnson	79	*16	*16			
99-00 R. Wallace	81	216	2.6	87-88 Kersey	79	8	8			
00-01 R. Wallace	77	206	2.6	88-89 Duckworth	79	6	6			
01-02 R. Wallace	79	212	2.6	Kersey	76	6	6			
02-03 R. Wallace	74	223	3.0	89-90 Kersey	82	7	7			
				90-91 Duckworth	81	5	5			

## DISQUALIFICATIONS

	GP	No.
00-01 Kemp	68	3
01-02 Phippen	62	3
02-03 R. Wallace	74	2
03-04 Stoudamire	75	2
Wells	82	2
04-05 Ratliff	63	4
05-06 Khryapa	69	7
06-07 Aldridge	63	3
07-08 Aldridge	76	7
08-09 Aldridge	81	4
Oden	61	4
09-10 Aldridge	78	2
Przybilla	30	2
10-11 Aldridge	81	3

\* All-time high

## 50-40 Points Club

51 Damon Stoudamire at New Orleans	1/14/05	41 Geoff Petrie at Seattle	3/23/73
52 Brandon Roy vs. Phoenix	12/18/08	41 Maurice Lucas vs. Atlanta	2/11/77
52 Andre Miller at Dallas	1/30/10	41 Jim Paxson vs. Chicago	3/16/84
51 Geoff Petrie at Houston	1/20/73	41 Clyde Drexler vs. Dallas	3/14/86
51 Geoff Petrie vs. Houston	3/16/73	41 Kiki Vandeweghe at Seattle	11/18/87
50 Clyde Drexler vs. Sacramento	1/6/89	41 Clyde Drexler at L.A. Clippers	2/17/88
48 Kiki Vandeweghe at Seattle	3/5/87	41 Clyde Drexler vs. San Antonio	12/11/88
48 Clyde Drexler vs. New York	11/22/89	41 Clyde Drexler at Houston	3/20/89
48 Clyde Drexler vs. San Antonio	11/24/91	41 Clyde Drexler at Boston	3/15/92
47 Kiki Vandeweghe at Kansas City	10/27/84	* Terry Porter at Utah	5/19/92
47 Darius Miles at Denver	4/19/05	41 Clyde Drexler vs. L.A. Clippers	11/5/94
46 Geoff Petrie vs. Seattle	3/19/71	41 Clifford Robinson vs. Minnesota	1/7/96
46 Maurice Lucas at Boston	1/12/78	41 Brandon Roy vs. Denver	12/25/09
45 *Bonzi Wells at Dallas	4/23/03	41 Brandon Roy at Golden State	3/11/10
43 Geoff Petrie vs. Seattle	2/12/71	40 Jim Barnett vs. New York	11/8/70
43 Geoff Petrie vs. Philadelphia	2/23/71	40 Geoff Petrie at Seattle	1/1/71
43 Geoff Petrie vs. Seattle	11/22/73	40 Geoff Petrie at San Diego	3/7/71
43 Geoff Petrie at Philadelphia	3/20/74	40 Geoff Petrie at Atlanta	11/15/73
43 Lionel Hollins vs. Boston	2/22/77	40 Billy Ray Bates at San Diego	3/29/81
43 Clyde Drexler at Denver	12/20/88	40 *Mychal Thompson at Kansas City	4/3/81
43 Clyde Drexler vs. L.A. Lakers	4/21/89	40 Jim Paxson vs. Houston	1/15/85
43 Zach Randolph vs. Memphis	3/29/07	40 Steve Johnson at Cleveland	11/26/86
42 Geoff Petrie at Golden State	2/8/73	40 Kiki Vandeweghe at San Antonio	12/9/86
42 Clyde Drexler at Chicago	2/26/88	40 Clyde Drexler vs. San Antonio	12/20/87
42 Clyde Drexler at Philadelphia	3/3/88	40 Terry Porter at Golden State	3/18/88
42 Clyde Drexler at Utah	4/14/88	40 Clyde Drexler vs. Sacramento	4/23/89
42 Clyde Drexler at Phoenix	12/16/88	40 Terry Porter at Golden State	11/14/92
42 *Clyde Drexler at L.A. Lakers	4/29/92	40 Clifford Robinson at Utah	4/15/93
42 Zach Randolph at Memphis	1/27/07	40 Isiah Rider vs. Boston	2/16/97
42 *Brandon Roy vs. Houston	4/21/09	40 Rasheed Wallace vs. Denver	2/20/01
42 Brandon Roy at Houston	10/31/09	40 Zach Randolph at Charlotte	2/9/07
42 LaMarcus Aldridge vs. Chicago	2/7/11	40 LaMarcus Aldridge vs. San Antonio	2/11/11
41 Geoff Petrie at Detroit	3/2/71	40 Gerald Wallace at Oklahoma City	3/27/11

Bold indicates accomplished during 2010-11 season

\* Accomplished in a Playoff Game

Click here to return to table of contents



# Career Leaders

## Games Played

1. Drexler.....	867
2. Kersey.....	831
3. Porter.....	758
4. C. Robinson.....	644
5. Paxson.....	627
6. Steele.....	610
7. Williams.....	557
8. M. Thompson.....	551
9. Wallace.....	544
10. Stoudamire.....	529

## Minutes Played

1. Drexler.....	29,526
2. Porter.....	23,978
3. Kersey.....	21,400
4. C. Robinson.....	19,839
5. Wallace.....	19,309
6. M. Thompson.....	18,913
7. Paxson.....	18,398
8. Stoudamire.....	17,497
9. Williams.....	17,130
10. Petrie.....	16,787

## Points

1. Drexler.....	18,040
2. Porter.....	11,330
3. C. Robinson.....	10,405
4. Kersey.....	10,067
5. Paxson.....	10,003
6. Petrie.....	9,732
7. M. Thompson.....	9,215
8. Wallace.....	9,119
9. Wicks.....	8,882
10. Duckworth.....	7,188

## Assists

1. Porter.....	5,319
2. Drexler.....	4,933
3. Stoudamire.....	3,018
4. Strickland.....	2,573
5. Petrie.....	2,057
6. Paxson.....	2,007
7. M. Thompson.....	1,848
8. Kersey.....	1,762
9. Steele.....	1,719
10. Wicks.....	1,647

## FGs Made

1. Drexler.....	6,889
2. Porter.....	4,101
3. Paxson.....	4,058
4. Kersey.....	3,981
5. Petrie.....	3,970
6. C. Robinson.....	3,936
7. M. Thompson.....	3,777
8. Wallace.....	3,634
9. Wicks.....	3,502
10. Duckworth.....	2,848

## FGs Attempted

1. Drexler.....	14,425
2. C. Robinson.....	8,820
3. Petrie.....	8,719
4. Porter.....	8,506
5. Kersey.....	8,361
6. Paxson.....	8,075
7. Wicks.....	7,605
8. M. Thompson.....	7,476
9. Wallace.....	7,305
10. Stoudamire.....	6,232

## FG Percentage

(1,000 FGs made minimum)

1. Williams.....	550
2. Natl.....	543
3. S. Johnson.....	540
4. Vandeweghe.....	526
5. Carr.....	524
6. Owens.....	520
7. Gross.....	514
8. Walton.....	510
9. M. Thompson.....	505
10. Paxson.....	503

## 3-pt. FGs Made

1. Porter.....	773
2. Stoudamire.....	717
3. C. Robinson.....	492
4. Drexler.....	464
5. Blake.....	415
6. Webster.....	403
7. Fernandez.....	373
Wallace.....	373
9. D. Anderson.....	338
10. Roy.....	322

## 3-pt. FGs Attempted

1. Porter.....	2,006
2. Stoudamire.....	1,998
3. Drexler.....	1,531
4. C. Robinson.....	1,408
5. Wallace.....	1,112
6. Webster.....	1,082
7. Fernandez.....	1,025
8. Blake.....	1,017
9. D. Anderson.....	969
10. Roy.....	916

## FTs Made

1. Drexler.....	3,798
2. Porter.....	2,555
3. Kersey.....	2,071
4. C. Robinson.....	2,041
5. Wicks.....	1,878
6. Paxson.....	1,800
7. Petrie.....	1,792
8. M. Thompson.....	1,661
9. Vandeweghe.....	1,547
10. Duckworth.....	1,492

## FTs Attempted

1. Drexler.....	4,816
2. Porter.....	3,020
3. C. Robinson.....	3,004
4. Kersey.....	2,963
5. Wicks.....	2,634
6. M. Thompson.....	2,596
7. Paxson.....	2,239
8. Petrie.....	2,225
9. Wallace.....	2,074
10. Duckworth.....	2,001

## FT Percentage

(500 FTs made minimum)

1. Vandeweghe.....	881
2. S. Smith.....	870
3. Jack.....	853
4. Porter.....	846
5. Stoudamire.....	846
6. D. Anderson.....	843
7. McKenzie.....	834
8. Twardzik.....	823
9. Rider.....	806
10. Petrie.....	805

## Total Rebounds

1. Drexler.....	5,339
2. Kersey.....	5,078
3. M. Thompson.....	4,878
4. Williams.....	4,861
5. Wicks.....	4,086
6. Wallace.....	3,797
7. Sabonis.....	3,436
8. L. Neal.....	3,370
9. C. Robinson.....	3,352
10. Duckworth.....	3,327

## Offensive RBs

1. Drexler.....	2,227
2. Kersey.....	1,900
3. Williams.....	1,694
4. M. Thompson.....	1,489
5. Duckworth.....	1,163
<b>6. Aldridge.....</b>	<b>1,068</b>
7. C. Robinson.....	1,067
8. Randolph.....	946
9. Gross.....	908
10. Wallace.....	905

## Defensive RBs

1. M. Thompson.....	3,389
2. Kersey.....	3,178
3. Williams.....	3,167
4. Drexler.....	3,112
5. Wallace.....	2,892
6. Sabonis.....	2,702
7. C. Robinson.....	2,285
8. Walton.....	2,269
9. Duckworth.....	2,164
10. Porter.....	2,082

## Blocked Shots

1. M. Thompson.....	768
2. C. Robinson.....	726
3. Wallace.....	693
4. Kersey.....	621
5. Przybilla.....	607
6. Drexler.....	594
7. Walton.....	533
8. Cooper.....	425
9. Sabonis.....	422
10. Ratliff.....	387

## Steals

1. Drexler.....	1,795
2. Porter.....	1,182
3. Kersey.....	1,059
4. Paxson.....	857
5. Steele.....	846
6. C. Robinson.....	696
7. Hollins.....	598
8. Gross.....	593
9. Stoudamire.....	556
10. Wallace.....	555

## Personal Fouls

1. Drexler.....	2,699
2. Kersey.....	2,638
3. C. Robinson.....	2,052
4. Steele.....	1,832
5. Duckworth.....	1,753
6. Williams.....	1,726
7. M. Thompson.....	1,696
8. Wallace.....	1,629
9. Porter.....	1,489
10. Gross.....	1,415

## Disqualifications

1. Steele.....	45
2. Kersey.....	38
3. Owens.....	37
3. C. Robinson.....	37
5. Drexler.....	32
6. Gross.....	29
7. Duckworth.....	27
8. M. Thompson.....	25
9. S. Johnson.....	23
10. Wallace.....	20

## Consecutive

### Games Played

1. C. Robinson.....	461
2. Porter.....	198
3. B. Williams.....	196
4. Owens.....	188
5. R. Brewer.....	179

Current Trail Blazers in bold

LaMarcus Aldridge is knocking on the Top-10 door in a few different categories:

<b>Stat</b>	<b>Needed.....10th</b>	<b>To Tie</b>
Points	641.....	7,188..... Duckworth
FGM	159.....	2,848..... Duckworth
FTM	340.....	1,492..... Duckworth

<b>Stat</b>	<b>Needed.....10th</b>	<b>To Tie</b>
Rebounds	496.....	3,327..... Duckworth
Def. Reb.	319.....	2,082..... Porter
Blocks	1.....	387..... Ratliff





# Trail Blazers' Yearly NBA Rankings

	W	ALL GAMES			Rank	HOME			ROAD		
		L	W	L		W	L	Rank	W	L	Rank
1970-71	29	53	*2	*3	15	18	22	15	9	28	15
1971-72	18	64	*0	*1	17	14	26	15	4	37	17
1972-73	21	61			15-T	13	28	16	8	33	15
1973-74	27	55			16	22	19	12-T	5	36	17
1974-75	38	44			12-T	28	13	8-T	10	31	14-T
1975-76	37	45			14	26	15	11-T	11	30	14
1976-77	49	33			4-T	35	6	3	14	27	7-T
1977-78	58	24			1	36	5	2	22	19	1
1978-79	45	37			11	33	8	2	12	29	13-T
1979-80	38	44			13	26	15	12-T	12	29	12-T
1980-81	45	37			8-T	30	11	6-T	15	26	11-T
1981-82	42	40			13-T	27	14	10	15	26	14-T
1982-83	46	36			9	31	10	5-T	15	26	12-T
1983-84	48	34			6	33	8	1-T	15	26	8
1984-85	42	40			9-T	30	11	6	12	29	13-T
1985-86	40	42			11	27	14	9-T	13	28	11-T
1986-87	49	33			7	34	7	5	15	26	10-T
1987-88	53	29			5-T	33	8	5-T	20	21	3-T
1988-89	39	43			17	28	13	17	11	30	15
1989-90	59	23			2-T	35	6	4-T	24	17	2-T
1990-91	63	19			1	36	5	1	27	14	1
1991-92	57	25			2	33	8	5	24	17	2-T
1992-93	51	31			7	30	11	8	21	20	7
1993-94	47	35			11-T	30	11	11	17	24	13
1994-95	44	38	*2	*0	12	25	15	11-T	17	23	11-T
1995-96	44	38			13	26	15	9-T	18	23	9-T
1996-97	49	33			11	29	12	10-T	20	21	10-T
1997-98	46	36			12	26	15	13-T	20	21	10-T
1998-99	35	15			3	22	3	1-T	13	12	6-T
1999-00	59	23			2	30	11	8-T	29	12	2
2000-01	50	32			10-T	28	13	14-T	22	19	6-T
2001-02	49	33			8-T	30	11	5-T	19	22	10-T
2002-03	50	32			5-T	27	14	13-T	23	18	4-T
2003-04	41	41			14-T	25	16	16-T	16	25	10-T
2004-05	27	55			26	18	23	26-T	9	32	24
2005-06	21	61			30	15	26	27-T	6	35	30
2006-07	32	50			24-T	18	23	26-T	14	27	18-T
2007-08	41	41			15-T	28	13	11	13	28	18-T
2008-09	54	28			5-T	34	7	4	20	21	8-T
2009-10	50	32			9-T	26	15	13	24	17	5
2010-11	48	34			10	30	11	5-T	18	23	11-T
<b>TOTALS</b>	<b>1781</b>	<b>1549</b>	<b>*4</b>	<b>*4</b>		<b>1125</b>	<b>537</b>		<b>652</b>	<b>1008</b>	

RECORDS

## \*NEUTRAL COURT GAMES & LOCATIONS

11/21/70 at Seattle.....	PORTLAND 112, Buffalo 108	3/3/71 at Boston.....	Philadelphia 120, PORTLAND 104
12/18/70 at San Diego.....	SAN FRANCISCO 122, Portland 118	3/9/72 at Seattle.....	Houston 114, PORTLAND 111
12/19/70 at San Francisco.....	SAN DIEGO 118, Portland 108	11/4/94 at Yokohama, Japan.....	Portland 121, L.A. CLIPPERS 100
1/5/71 at Philadelphia.....	Portland 124, BOSTON 120	11/5/94 at Yokohama, Japan.....	PORTLAND 112, L.A. Clippers 95

(Official home team in CAPS)

**CAUGHT STEALING --- Once steals became an official NBA statistic starting with the 1973-74 season, the Trail Blazers recorded at least one steal in 2,575 consecutive games. The streak came to an end on March 22, 2005, when the Trail Blazers recorded zero thefts in a 112-93 loss at Sacramento.**



# Year-By-Year Team Stats - Offense

YEAR	FG	FGA	Pct.	3FG	3A	Pct.	FT	FTA	Pct.	REB	AST	PF	PTS	Avg.
'70-71	3721	<b>8562</b>	.435	—	—	—	2025	2671	.758	<b>4210</b>	2227	2024	9467	115.5
'71-72	3462	7840	.442	—	—	—	1835	2494	.736	3996	2090	1873	8759	106.8
'72-73	3588	7842	.458	—	—	—	1531	2129	.719	3928	2102	1970	8707	106.2
'73-74	3585	7684	.467	—	—	—	1591	2112	.753	3852	2106	2050	8761	106.8
'74-75	3414	7113	.480	—	—	—	1680	2265	.742	3807	2209	2055	8508	103.8
'75-76	3417	7292	.469	—	—	—	1699	2350	.723	3959	2094	2091	8533	104.1
'76-77	3623	7537	.480	—	—	—	1917	2515	.762	3963	1990	2220	9163	111.7
'77-78	3556	7367	.483	—	—	—	1717	2259	.760	3873	2067	2068	8829	107.7
'78-79	3541	7338	.483	—	—	—	1806	2362	.765	3691	1946	2187	8888	108.4
'79-80	3408	7167	.476	26	132	.197	1560	2100	.743	3703	1898	1956	8402	102.5
'80-81	<b>3741</b>	7535	.496	25	148	.125	1573	2191	.718	3631	2244	2034	9080	110.7
'81-82	3629	7187	<b>.505</b>	29	140	.207	1719	2387	.720	3497	2054	2012	9006	109.8
'82-83	3459	7124	.486	35	105	.233	1855	2512	.738	3560	2030	1960	8808	107.4
'83-84	3632	7189	<b>.505</b>	25	129	.194	1988	2637	.754	3445	2082	2134	9277	113.1
'84-85	3708	7374	.503	51	202	.252	2002	2667	.751	3500	2225	1957	9469	115.5
'85-86	3610	7281	.496	74	275	.269	2142	2799	.765	3469	2180	2205	9436	115.1
'86-87	3650	7249	.504	98	339	.289	<b>2269</b>	<b>2928</b>	.775	3593	2359	2082	<b>9667</b>	<b>117.9</b>
'87-88	3661	7460	.491	117	380	.308	2079	2701	.770	3742	<b>3307</b>	2091	9518	116.1
'88-89	3695	7795	.474	216	645	.335	1789	2416	.740	3765	2212	2026	9395	114.6
'89-90	3572	7547	.473	228	688	.331	2031	2734	.743	3907	2085	2048	9365	114.2
'90-91	3577	7369	.485	341	904	.377	1912	2538	.753	3763	2254	1975	9407	114.7
'91-92	3476	7352	.473	325	944	.344	1858	2463	.754	3843	2065	1983	9135	111.4
'92-93	3361	7343	.458	275	843	.326	1901	2551	.745	3733	1969	1892	8898	108.5
'93-94	3371	7427	.454	272	770	.353	1781	2396	.743	3762	2070	1827	8795	107.3
'94-95	3217	7134	.451	462	1266	.365	1555	2230	.697	3795	1846	2024	8451	103.1
'95-96	3064	6688	.458	480	1358	.353	1537	2321	.662	3737	1760	1859	8145	99.3
'96-97	3000	6465	.464	501	1401	.358	1613	2261	.713	3552	1710	1928	8114	99.0
'97-98	2885	6397	.451	324	1047	.309	1640	2226	.737	3608	1766	1859	7734	94.3
'98-99	1747	3956	.442	246	675	.364	1002	1349	.743	2216	1073	1126	4742	94.8
'99-00	3021	6430	.470	407	1128	.361	1542	2029	.760	3526	1925	1865	7991	97.5
'00-01	3004	6417	.468	369	1057	.349	1447	1899	.762	3441	1963	1745	7824	95.4
'01-02	3004	6671	.450	466	1318	.354	1451	1901	.763	3529	1926	1613	7925	96.6
'02-03	2987	6491	.460	379	1150	.330	1450	1947	.745	3370	1860	1634	7803	95.2
'03-04	2898	6467	.448	381	1102	.346	1263	1728	.731	3416	1768	<b>1554</b>	7440	90.7
'04-05	2896	6422	.451	420	1161	.362	1409	1944	.725	3374	1722	1703	7621	92.9
'05-06	2791	6267	.445	364	1042	.349	1339	1944	.689	3089	1490	1828	7285	88.8
'06-07	2874	6392	.450	426	1232	.346	1543	2006	.769	3222	1513	1931	7717	94.1
'07-08	2935	6546	.448	538	1426	.377	1412	1841	.767	3339	1733	1642	7820	95.4
'08-09	3018	6494	.465	<b>596</b>	<b>1555</b>	<b>.383</b>	1521	1988	.765	3420	1667	1671	8153	99.4
'09-10	2974	6453	.461	491	1388	.354	1606	2033	.790	3296	1674	1715	8045	98.1
'10-11	2951	6599	.447	518	1503	.345	1476	1835	<b>.804</b>	3226	1736	1585	7896	96.3

*Bold indicates all-time high for Trail Blazers. Bold in personal foul column is all-time low. 1998-99 was a lockout-shortened season.*



# Year-By-Year Team Stats - Defense

YEAR	FG	FGA	Pct.	3FG	3A	Pct.	FT	FTA	Pct.	REB	AST	PF	PTS	Avg.
'70-71	3900	8333	.468	—	—	—	2037	2758	.739	4885	2267	2035	9837	120.0
'71-72	3841	7906	.486	—	—	—	1875	2499	.750	4439	2312	1903	9557	116.5
'72-73	3709	7780	.477	—	—	—	1800	2327	.774	4236	2271	1885	9218	112.4
'73-74	3664	7571	.484	—	—	—	1825	2299	.794	3875	2308	1961	9153	111.6
'74-75	3379	7502	.450	—	—	—	1714	2178	.787	3779	2090	2085	8472	103.3
'75-76	3405	7531	.452	—	—	—	1825	2333	.782	3778	1920	2128	8635	105.3
'76-77	3408	7404	.460	—	—	—	1889	2514	.751	3707	1817	2242	8705	106.2
'77-78	3289	7318	.449	—	—	—	1747	2282	.766	3710	1818	2093	8325	101.5
'78-79	3448	7059	.488	—	—	—	1889	2501	.755	3430	1963	2206	8785	107.1
'79-80	3349	7008	.478	55	186	.296	1716	2281	.752	3496	2008	1880	8469	103.3
'80-81	3584	7351	.488	<b>34</b>	<b>129</b>	.264	1805	2377	.759	3668	2109	1932	9007	109.8
'81-82	3637	7293	.499	54	206	.262	1629	2149	.758	3588	2114	2142	8957	109.2
'82-83	3503	7211	.486	55	188	.293	1572	2046	.768	3490	2072	2232	8633	105.3
'83-84	3566	6943	.514	57	206	.277	1797	2366	.760	3244	2119	2184	8986	109.6
'84-85	3697	7494	.493	59	232	.254	1737	2269	.766	3604	2235	2160	9190	112.1
'85-86	3637	7249	.502	83	248	.335	1992	2638	.755	3541	2254	<b>2262</b>	9349	114.0
'86-87	3649	7523	.485	116	421	.276	1996	2589	.771	3487	2189	2228	9410	114.8
'87-88	3492	7341	.476	141	462	.305	2022	2632	.768	3553	2154	2135	9147	111.5
'88-89	3572	7322	.488	198	546	.363	1933	2504	.772	3542	2073	1960	9275	113.1
'89-90	3351	7227	.464	190	565	.336	1917	2500	.767	3412	2026	2086	8847	107.9
'90-91	3320	7275	.456	236	730	.323	1819	2341	.777	3433	2048	2075	8695	106.0
'91-92	3249	7150	.454	244	805	.303	1797	2367	.759	3433	1980	1957	8539	104.1
'92-93	3337	7125	.468	277	811	.342	1692	2226	.760	3549	2059	2089	8643	105.4
'93-94	3311	7057	.469	296	830	.357	1661	2216	.750	3497	2094	1944	8579	104.6
'94-95	2951	6465	.456	442	1189	.372	1794	2380	.754	3178	1789	1938	8138	99.2
'95-96	2953	6677	.442	472	1355	.348	1574	2127	.740	3248	1817	1996	7972	97.0
'96-97	<b>2798</b>	6423	.436	457	1279	.357	1719	2327	.739	3149	1703	1887	7772	94.8
'97-98	2810	6520	<b>.431</b>	373	1087	.343	1626	2253	.722	3212	1764	1823	7619	92.9
'98-99	1644	3939	.417	220	691	.318	916	1263	.725	2004	962	1142	4424	88.5
'99-00	2825	6557	<b>.431</b>	394	1195	.330	1422	1985	<b>.716</b>	3198	1705	1872	<b>7466</b>	<b>91.0</b>
'00-01	2819	6436	.438	406	1103	.368	1436	1930	.744	3184	1745	1738	7480	91.2
'01-02	2951	6508	.453	466	1285	.363	1312	1771	.741	3218	1945	1651	7680	93.7
'02-03	2942	6540	.450	438	1285	.341	1267	1659	.764	3204	1863	1670	7589	92.5
'03-04	2954	6567	.450	417	1222	.341	<b>1219</b>	<b>1618</b>	.753	3308	1912	1534	7544	92.0
'04-05	3056	6842	.447	440	1283	.343	1397	1851	.755	3461	1923	1670	7949	96.9
'05-06	3032	6472	.468	498	1306	.381	1498	1971	.760	3474	1737	1704	8060	98.3
'06-07	2962	6292	.471	467	1293	.361	1678	2157	.778	3197	1703	1750	8069	98.4
'07-08	2983	6616	.451	533	1499	.356	1401	1828	.766	3422	1714	1656	7900	96.3
'08-09	2899	6302	.460	487	1301	.374	1430	1780	<b>.803</b>	<b>2976</b>	1590	1733	7715	94.1
'09-10	2950	6352	.464	480	1399	.343	1394	1870	.745	3123	1583	1767	7774	94.8
'10-11	2904	<b>6218</b>	.467	529	1440	.367	1434	1869	.767	3253	<b>1573</b>	1743	7771	94.8

RECORDS

*Bold indicates all-time low by Trail Blazers defense. Bold in personal foul column is opponents' all-time high. 1998-99 was a lockout-shortened season.*



# Yearly Winning, Losing Streaks

Longest Overall Winning Streak	Longest Home Winning Streak	Longest Road Winning Streak	Longest Overall Losing Streak	Longest Home Losing Streak	Longest Road Losing Streak
1970-71 .....5	1970-71 .....5	1970-71 .....3	1970-71 .....9	1970-71 .....5	1970-71 .....13
1971-72 .....3	1971-72 .....2	1971-72 .....1	<b>1971-72 .....13*</b>	<b>1971-72 .....6*</b>	1971-72 .....19
1972-73 .....3	1972-73 .....3	1972-73 .....2	1972-73 .....9	<b>1972-73 .....6*</b>	1972-73 .....11
1973-74 .....3	1973-74 .....4	1973-74 .....2	1973-74 .....9	1973-74 .....4	<b>1973-74 .....21*</b>
1974-75 .....6	1974-75 .....10	1974-75 .....2	1974-75 .....6	1974-75 .....3	1974-75 .....8
1975-76 .....7	1975-76 .....6	1975-76 .....3	1975-76 .....4	1975-76 .....4	1975-76 .....5
1976-77 .....6	1976-77 .....15	1976-77 .....3	1976-77 .....5	1976-77 .....3	1976-77 .....6
1977-78 .....8	<b>1977-78 .....26*</b>	1977-78 .....4	1977-78 .....5	1977-78 .....2	1977-78 .....6
1978-79 .....5	1978-79 .....10	1978-79 .....4	1978-79 .....6	1978-79 .....1	1978-79 .....7
1979-80 .....9	1979-80 .....6	1979-80 .....3	1979-80 .....10	1979-80 .....3	1979-80 .....12
1980-81 .....9	1980-81 .....7	1980-81 .....5	1980-81 .....5	1980-81 .....2	1980-81 .....13
1981-82 .....7	1981-82 .....6	1981-82 .....3	1981-82 .....5	1981-82 .....3	1981-82 .....5
1982-83 .....6	1982-83 .....15	1982-83 .....2	1982-83 .....4	1982-83 .....2	1982-83 .....5
1983-84 .....8	1983-84 .....9	1983-84 .....4	1983-84 .....5	1983-84 .....3	1983-84 .....6
1984-85 .....5	1984-85 .....11	1984-85 .....2	1984-85 .....7	1984-85 .....4	1984-85 .....8
1985-86 .....4	1985-86 .....8	1985-86 .....4	1985-86 .....12	1985-86 .....5	1985-86 .....13
1986-87 .....5	1986-87 .....12	1986-87 .....3	1986-87 .....4	1986-87 .....2	1986-87 .....5
1987-88 .....9	1987-88 .....11	1987-88 .....5	1987-88 .....5	1987-88 .....2	1987-88 .....4
1988-89 .....4	1988-89 .....12	1988-89 .....3	1988-89 .....6	1988-89 .....4	1988-89 .....9
1989-90 .....10	1989-90 .....12	1989-90 .....6	1989-90 .....3	1989-90 .....1	1989-90 .....4
<b>1990-91 .....16*</b>	1990-91 .....13	<b>1990-91 .....9*</b>	1990-91 .....4	1990-91 .....2	1990-91 .....2
1991-92 .....7	1991-92 .....13	1991-92 .....4	1991-92 .....3	1991-92 .....2	1991-92 .....3
1992-93 .....8	1992-93 .....7	1992-93 .....3	1992-93 .....4	1992-93 .....4	1992-93 .....3
1993-94 .....6	1993-94 .....11	1993-94 .....3	1993-94 .....4	1993-94 .....3	1993-94 .....5
1994-95 .....4	1994-95 .....6	1994-95 .....3	1994-95 .....4	1994-95 .....3	1994-95 .....6
1995-96 .....7	1995-96 .....11	1995-96 .....3	1995-96 .....6	<b>1995-96 .....6*</b>	1995-96 .....7
1996-97 .....11	1996-97 .....9	1996-97 .....4	1996-97 .....5	1996-97 .....2	1996-97 .....6
1997-98 .....5	1997-98 .....6	1997-98 .....4	1997-98 .....5	1997-98 .....3	1997-98 .....4
1998-99 .....8	1998-99 .....17	1998-99 .....6	1998-99 .....2	1998-99 .....1	1998-99 .....3
1999-00 .....11	1999-00 .....16	1999-00 .....5	1999-00 .....3	1999-00 .....4	1999-00 .....2
2000-01 .....10	2000-01 .....10	2000-01 .....5	2000-01 .....5	2000-01 .....3	2000-01 .....3
2001-02 .....12	2001-02 .....8	2001-02 .....6	2001-02 .....6	2001-02 .....3	2001-02 .....4
2002-03 .....8	2002-03 .....4	2002-03 .....5	2002-03 .....3	2002-03 .....2	2002-03 .....3
2003-04 .....5	2003-04 .....6	2003-04 .....4	2003-04 .....5	2003-04 .....4	2003-04 .....10
2004-05 .....3	2004-05 .....4	2004-05 .....2	2004-05 .....7	<b>2004-05 .....6*</b>	2004-05 .....10
2005-06 .....4	2005-06 .....4	2005-06 .....2	2005-06 .....11	2005-06 .....5	2005-06 .....16
2006-07 .....5	2006-07 .....4	2006-07 .....3	2006-07 .....5	2006-07 .....4	2006-07 .....5
2007-08 .....13	2007-08 .....12	2007-08 .....3	2007-08 .....5	2007-08 .....3	2007-08 .....9
2008-09 .....6	2008-09 .....12	2008-09 .....3	2008-09 .....3	2008-09 .....2	2008-09 .....5
2009-10 .....6	2009-10 .....6	2009-10 .....5	2009-10 .....3	2009-10 .....2	2009-10 .....4
2010-11 .....6	2010-11 .....8	2010-11 .....7	2010-11 .....6	2010-11 .....2	2010-11 .....4

Longest home winning streak over two seasons: 34 straight from 1976-77 to 1977-78. Longest road winning streak over two seasons: 12 straight from 1989-90 to 1990-91. Longest road losing streak over two seasons: 24 in a row from 1971-72 to 1972-73.

## 20 Points-20 Rebounds Club

Player	Points	Rebounds
<b>LeROY ELLIS (3)</b>		
10/27/70 Buffalo .....25	25	26
11/29/70 at Milwaukee .....27	25	25
2/20/71 Philadelphia .....33	33	20
<b>GARY GREGOR (1)</b>		
2/5/71 San Francisco .....24	24	20
<b>SIDNEY WICKS (6)</b>		
1/28/72 Golden State .....25	25	25
2/19/72 L.A. Lakers .....23	23	22
3/17/72 Golden State .....27	27	23
12/19/72 at Chicago .....31	31	22
1/5/73 Philadelphia .....24	22	22
2/26/75 at L.A. Lakers .....21	21	27
<b>LLOYD NEAL (1)</b>		
2/17/73 L.A. Lakers .....20	20	22
<b>BILL WALTON (8)</b>		
11/03/74 Golden State .....20	20	21
12/4/75 at Atlanta .....24	24	20
1/11/76 at Atlanta .....36	36	22
1/23/76 L.A. Lakers .....27	27	22
1/24/76 at Golden State .....28	28	26
11/2/76 Atlanta .....22	22	22
11/26/76 at L.A. Lakers .....26	26	21
12/18/76 L.A. Lakers .....28	28	26

Player	Points	Rebounds
<b>MAURICE LUCAS (3)</b>		
12/18/76 L.A. Lakers .....26	26	21
2/3/77 at Indiana .....35	35	22
2/19/77 at Denver .....35	35	20
<b>MYCHAL THOMPSON (4)</b>		
11/3/78 San Diego .....20	20	22
12/10/81 at Phoenix .....21	21	21
4/16/81 Phoenix .....25	25	20
12/2/82 at Seattle .....22	22	20
<b>SAM BOWIE (1)</b>		
4/7/85 at L.A. Lakers .....21	21	20
<b>BUCK WILLIAMS (1)</b>		
12/16/90 Orlando .....26	26	20
<b>ARVYDAS SABONIS (2)</b>		
2/25/98 at Chicago .....21	21	20
3/12/98 Minnesota .....28	28	20
<b>BRIAN GRANT (1)</b>		
4/3/98 Dallas .....20	20	20
<b>ZACH RANDOLPH (1)</b>		
4/11/03 at Memphis .....31	31	20



# Month-By-Month Records

	October	November	December	January	February	March	April	May	
1970-71 .....	4-5	5-13	3-10	5-11	6-8	6-6			
1971-72 .....	1-5	2-14	5-13	4-11	3-14	3-7			
1972-73 .....	1-8	5-8	3-14	4-10	3-11	5-10			
1973-74 .....	5-4	5-9	7-8	2-11	2-14	6-9			
1974-75 .....	3-4	9-6	3-9	7-8	4-10	9-7	3-0		
1975-76 .....	0-4	8-7	4-10	9-6	6-8	7-7	3-3		
1976-77 .....	3-1	9-5	11-6	11-5	3-8	7-8	5-0		
1977-78 .....	4-1	12-2	11-2	12-3	11-2	6-11	2-3		
1978-79 .....	4-4	9-6	5-6	5-9	8-5	12-4	2-3		
1979-80 .....	9-2	7-8	4-11	6-8	4-7	8-8			
1980-81 .....	3-6	4-12	13-2	7-7	7-6	11-4			
1981-82 .....	1-0	9-4	6-8	7-6	6-9	7-8	6-5		
1982-83 .....	0-2	9-7	9-5	9-4	7-6	7-8	5-4		
1983-84 .....	1-1	10-5	10-6	6-7	9-5	10-4	2-6		
1984-85 .....	2-0	8-8	4-9	6-9	7-6	10-6	5-2		
1985-86 .....	2-1	10-6	8-8	8-7	1-12	7-5	4-3		
1986-87 .....	0-1	8-8	11-3	8-7	9-4	8-5	5-5		
1987-88 .....		7-5	10-5	8-5	9-6	9-4	10-4		
1988-89 .....		7-7	9-4	6-8	5-7	5-12	7-5		
1989-90 .....		11-3	8-7	12-2	7-5	13-4	8-2		
1990-91 .....		12-1	15-3	10-4	7-5	9-5	10-1		
1991-92 .....		9-6	10-4	11-3	9-4	12-5	6-3		
1992-93 .....		9-2	8-6	11-4	4-7	9-8	10-4		
1993-94 .....		8-5	9-6	8-6	9-4	7-9	6-5		
1994-95 .....		6-6	7-7	9-6	8-4	7-10	7-5		
1995-96 .....		7-8	5-9	9-6	4-9	11-3	8-3		
1996-97 .....		10-6	6-9	9-6	5-7	13-2	6-3		
1997-98 .....		0-1	10-4	8-5	6-9	9-4	7-8	6-5	
1998-99 .....					9-3	15-3	10-6	1-3	
1999-00 .....		13-3	9-4	11-3	12-2	7-7	7-4		
2000-01 .....		0-1	11-5	10-4	12-4	7-4	7-7	3-6	
2001-02 .....		1-1	8-6	4-9	11-4	9-4	11-5	5-4	
2002-03 .....		1-1	6-7	11-4	11-4	9-4	7-7	5-5	
2003-04 .....		0-1	8-6	7-8	6-9	8-6	9-6	3-5	
2004-05 .....			8-6	5-8	4-11	5-7	2-14	3-9	
2005-06 .....			5-9	5-10	6-8	2-11	2-13	1-10	
2006-07 .....			6-10	7-8	7-9	4-7	5-10	3-6	
2007-08 .....			5-10	13-2	8-6	5-9	7-8	3-5	
2008-09 .....			1-1	11-5	8-6	9-5	7-5	11-5	7-1
2009-10 .....			1-2	11-5	9-6	7-8	7-6	11-2	4-3
2010-11 .....			3-0	5-9	9-7	8-6	8-4	10-6	5-2
	50-58	322-262	309-271	315-265	264-269	335-280	187-140	1-3	

RECORDS

## All-Time Triple-Doubles

	Pts-Reb-Ast
<b>JIM BARNETT (1)</b>	
12/1/70 San Diego .....	27 - 10 - 12
<b>DALE SCHLUETER (2)</b>	
12/14/71 L.A. Lakers .....	20 - 19 - 10
1/11/72 Baltimore .....	16 - 17 - 10
<b>SIDNEY WICKS (7)</b>	
10/21/72 Golden State .....	28 - 10 - 12
11/17/72 Golden State .....	25 - 16 - 10
11/25/72 at Philadelphia .....	30 - 14 - 10
1/7/73 Detroit .....	19 - 18 - 10
1/1/74 Buffalo .....	26 - 10 - 14
3/24/74 Milwaukee .....	22 - 16 - 10
10/25/75 Phoenix .....	21 - 18 - 10
<b>JOHN JOHNSON (2)</b>	
12/13/73 at Phoenix .....	17 - 10 - 11
4/4/75 K.C.-Omaha .....	23 - 11 - 11
<b>LARRY STEELE (1)</b>	
11/16/74 L.A. Lakers .....	12 - 11 - 10*
<b>BILL WALTON (5)</b>	
1/28/75 Phoenix .....	12 - 13 - 11
11/29/75 Buffalo .....	14 - 10 - 10
1/20/76 at New York .....	21 - 19 - 10
12/6/77 at Cleveland .....	22 - 10 - 10
4/22/77 Denver (PO) .....	19 - 16 - 10

	Pts-Reb-Ast
<b>MYCHAL THOMPSON (2)</b>	
4/5/83 L.A. Lakers .....	24 - 12 - 11
1/6/84 Denver .....	24 - 16 - 11
<b>CLYDE DREXLER (21)</b>	
3/1/85 Cleveland .....	19 - 10 - 10
3/5/85 at Atlanta .....	13 - 11 - 10
12/30/85 San Antonio .....	23 - 15 - 11
4/23/85 Dallas (PO) .....	20 - 10 - 10
5/3/85 L.A. Lakers (PO) .....	18 - 11 - 14
1/3/86 Phoenix .....	18 - 10 - 10
1/10/86 at Milwaukee .....	26 - 11 - 10**
3/1/86 Houston .....	24 - 12 - 13
11/14/86 L.A. Clippers .....	24 - 12 - 11
3/12/87 at L.A. Lakers .....	30 - 10 - 10
4/17/87 Utah .....	29 - 12 - 10
1/4/89 at L.A. Lakers .....	33 - 11 - 10
2/24/89 at Cleveland .....	18 - 11 - 12
2/26/89 at Miami .....	26 - 11 - 10
4/4/89 Detroit .....	25 - 13 - 10
3/7/90 at Boston .....	39 - 11 - 12
11/13/90 Denver .....	39 - 11 - 12
1/15/91 Minnesota .....	32 - 10 - 11
2/26/91 at San Antonio .....	11 - 14 - 11
4/20/91 L.A. Clippers .....	20 - 13 - 10
5/12/91 at Utah .....	15 - 11 - 10

	Pts-Reb-Ast
<b>TERRY PORTER (7)</b>	
2/5/87 L.A. Lakers .....	18 - 10 - 13
3/5/87 at Seattle .....	14 - 11 - 10
12/26/87 at Cleveland .....	15 - 10 - 14
2/14/88 Houston .....	13 - 10 - 13
4/16/88 at Phoenix .....	17 - 13 - 15
12/27/88 at Sacramento .....	12 - 10 - 13
4/1/89 L.A. Clippers .....	10 - 10 - 15
<b>JEROME KERSEY (1)</b>	
2/4/89 San Antonio .....	14 - 10 - 10
<b>ROD STRICKLAND (2)</b>	
11/22/92 Detroit .....	11 - 10 - 13
2/15/95 at Phoenix .....	26 - 11 - 18
<b>DAMON STOUAMIRE (3)</b>	
4/6/01 at Golden State .....	15 - 10 - 10
4/6/05 Golden State .....	15 - 10 - 10
4/15/05 at Golden State .....	18 - 12 - 11
<b>BRANDON ROY (1)</b>	
2/1/08 New York .....	20 - 10 - 11

\*points, rebounds, steals

\*\*points, assists, steals



# Yearly Offensive Rankings

YEAR	FG	FGA	Pct.	FT	FTA	Pct.	ORB	DRB	RB	AST	PF	DQ	ST	BLK	TO	PTS
70-71	5	2	15	8	10	3	—	—	13	2	8	9T	—	—	—	4
71-72	13	8	14	11	10	13T	—	—	13	4	12	8T	—	—	—	15
72-73	12	11	8	12	6	16	—	—	15	8	5	3T	—	—	—	10
73-74	6	11	4	12	8	15	7	14	10	6T	5	10	1	9	3T	10
74-75	9	16	1	6	3	15T	14	7	10	1	6	7	4T	5	1	7
75-76	12	16	5	7	5	16	12	4	7	3	4	7T	7	5	1	11
76-77	7	12	5T	3	4	7	8	6	8	9	2	5	6	4	7	3
77-78	11	19	5	12	14	8	13T	7	9	11	9	9T	11	14	15	12
78-79	15	19T	11T	10	10	9	7T	12	11	18	4	3	10	6	8	14
79-80	19	18	14	20	18	17T	8	13	9	21	12	14	18	8	10	21
80-81	3	3	7	20	19	21	7	12	12	5	13	8	8	9	13	6
81-82	7	13	4T	11	6T	20	14	15	17	13	20	14	10	18	16T	9
82-83	18	20	12	6	6	11	15	18	19	18	21	15T	11T	19	20	15
83-84	8	15	4	4	4	15T	4	22	14	16	12	18T	3T	13	11	6
84-85	6	8	6	4	2	17	9	20	14	9	18	11T	2	5	11	4
85-86	8	9	6	1	2	10	11	19	20	9	5	9T	2	18	6	3
86-87	3	13	3	1	1	8	15	11	15	3	7	2T	5	20	3	1
'87-88	3	3	4T	2	2	11	4	4T	3	6	4	7T	9	21	10	2
88-89	5	3	13T	14T	8	21	2	15T	2T	7	9T	8	5	20	10	6
89-90	4	3	18T	3	2	23	2	4	1	11	4	8T	11	19	10	4
90-91	4	3	8T	6	4	18	11	4	5	1	9	14	11	14	15	3
91-92	8	6	13T	4	3	7	3	5	2	9	4	1T	9	16	8	4
92-93	11	1	23	4	1	18	7	8	4	20	14T	10	6	5	14	4
93-94	4	1	22	2	3	11	1	7	3	9	13	25	11	16	22	3
94-95	8T	2	19	18	14	26	1	5	2	16	9	14T	13	7	25	10
95-96	14	7	19	18	6	29	7	2	3	21	16	28	22	14	22	16
96-97	9T	15	9	9T	6	26	10	3	4	20	6	8T	20	6	9	11
97-98	19	21	15	12	8	19	11	2	4	17	16T	24T	28	7	26T	19
98-99	11	12	13T	10	10	9T	13	3	3	10T	18	8	18	4	16	5
99-00	13	25	1	17	18	10	19	10	14	9	19	22T	15	16	16	5
00-01	9	24	2	22	23	9	18	16	18	5	20T	23T	9T	16	18	14
01-02	10	13	9	15	18	11	6	16	9	5T	5	1T	6	22	18	14
02-03	9	22	5	20	17	20	13	25	22	8	2	1T	3	24	19	15
03-04	12	19	5	28	28	23	10	26	19	13	1	2T	18	8T	14	21
04-05	20	22	12	29	28	25	18	20	21	18	4	6T	19	1	27	27
05-06	25	25	23	28	27	30	18	30	30	28	10	7	26T	10	21	30
06-07	27	23	23	18	21	8	14	29	28	30	24	8T	25	17	14	29
07-08	27	23	20	24	26	13	18	23	25	18	9	9T	30	21	6	27T
08-09	15	23	8	20	16	17	1	27	12T	19	12	14T	25	13	8	14
09-10	27	26	15	9	12	3	14	28	26	21	19	13T	25	24	2	21
10-11	25	19	24	18	28	3	4	30	27	16	5	15T	5	21	4	24

**FLIRTING WITH A QUAD ---** Two Trail Blazers, Larry Steele and Clyde Drexler, came oh-so-close to joining a select group of four NBA players who have recorded quadruple doubles in a game. Steele was an assist shy of history when he had 12 points, 11 rebounds, 10 steals and nine assists in a win over the Lakers on Nov. 16, 1974. Twelve years later, Drexler missed doing it by one rebound when he recorded 26 points, 11 assists, 10 steals and nine rebounds to lead the Trail Blazers to a victory over Milwaukee on Oct. 10, 1986. David Robinson had the NBA's last quadruple double on Feb. 17, 1994. Others who have scored quadruple doubles over the years are Nate Thurmond, Alvin Robertson and Hakeem Olajuwon.





# Trail Blazers In Overtime

## 1970-71 (1-2)

12/20 Phila. L 132-134  
1/6 at Cincinnati L 128-133  
3/20 at Buffalo W 132-129

## 1971-72 (2-3)

11/30 Phoenix L 111-121  
12/7 at Detroit W 131-130  
12/10 at Buffalo W 101-100  
2/5 Phoenix L 117-118  
2/13 Seattle L 117-127

## 1972-73 (1-1)

10/22 at Seattle L 119-120  
3/25 Buffalo W 113-107

## 1973-74 (0-2)

12/21 Boston L 120-124  
2/19 at N.Y. L 116-119

## 1974-75 (3-1)

10/18 Cleve. (4) W 131-129  
11/19 Chicago W 98-92  
1/25 at G.S. L 109-114  
2/28 at Lakers (2) W 117-116

## 1975-76 (2-0)

1/24 at G.S. W 125-123  
3/23 Milw. W 100-97

## 1976-77 (1-1)

11/24 Chicago W 117-115  
12/18 Lakers L 111-115

## 1977-78 (2-0)

1/15 at Boston W 107-93  
2/21 at San Ant. W 118-114

## 1978-79 (1-3)

12/28 at Phoenix L 127-129  
2/16 at San Ant. L 120-121  
2/25 at Detroit W 126-119  
3/5 Milw. L 110-122

## 1979-80 (2-2)

11/4 San Ant. W 127-124  
12/1 at Houston L 112-120  
12/6 at Utah L 82-87  
3/19 at G.S. W 115-113

## 1980-81 (5-2)

11/8 San Diego L 106-110  
12/20 Atlanta W 122-119  
2/3 Wash. W 111-104  
2/8 K.C. W 129-123  
2/20 at N.J. L 113-123  
2/22 at Indiana W 113-109  
3/8 G.S. W 120-112

## 1981-82 (4-0)

1/3 K.C. W 127-116  
3/2 Phoenix W 119-108  
3/19 at Utah W 131-129  
4/11 G.S. W 116-106

## 1982-83 (1-2)

11/4 San Ant. L 107-108  
11/26 at Detroit L 118-132  
1/22 at Houston W 113-96

## 1983-84 (1-1)

12/3 at N.J. W 128-122  
3/16 Chicago (4) L 155-156

## 1984-85 (2-3)

11/1 Phoenix (3) L 130-139  
11/20 N.J. W 117-107  
3/6 at Wash. (2) L 121-127  
3/26 Lakers W 116-113  
4/7 at Lakers L 133-135

## 1985-86 (4-2)

10/25 Phoenix W 128-123  
12/13 at G.S. W 127-124  
12/27 at Dallas W 142-133  
1/1 Phila. L 119-121  
1/23 Seattle (2) W 117-107  
2/14 Boston L 119-120

## 1986-87 (5-0)

11/7 Dallas W 120-113  
11/18 at Houston W 115-111  
12/7 N.Y. W 107-104  
1/9 at N.J. W 127-120  
1/26 Denver W 145-141

## 1987-88 (1-1)

3/17 at Denver L 115-116  
4/22 Denver W 141-135

## 1988-89 (4-1)

12/11 San Ant. W 128-123  
1/6 Sac. (2) W 147-142  
3/5 Indiana L 118-121  
4/1 at Charlotte W 125-121  
4/29 Sac. W 126-120

## 1989-90 (3-2)

12/29 at Dallas (3) W 144-140  
2/6 Lakers L 119-121  
2/14 at Lakers (2) W 132-128  
4/3 at Seattle L 134-136  
4/18 at Phoenix W 128-120

## 1990-91 (4-3)

11/3 at Sac. W 95-93  
11/6 at Lakers W 125-123  
12/1 at Seattle (3) W 130-124  
1/11 at Detroit L 98-100  
2/26 at San Ant. L 101-102  
3/10 Boston L 109-111  
3/29 at Lakers W 109-105

## 1991-92 (2-4)

11/26 Milw. W 107-98  
11/29 Chicago (2) L 114-116  
12/6 at Phila. L 102-105  
1/19 at Phoenix L 128-132  
1/28 at G.S. W 124-116  
3/15 at Boston (2) L 148-152

## 1992-93 (5-3)

12/11 Indiana (2) L 123-134  
12/26 Phila. W 121-115  
1/3 Houston W 103-101  
1/14 Miami W 104-93  
3/19 Houston W 106-98  
3/25 at Sac. W 113-111  
3/29 at Atlanta L 118-127  
4/15 at Utah L 117-122

## 1993-94 (2-1)

12/14 at Dallas W 100-93  
12/26 G.S. L 106-108  
1/18 at Denver W 104-103

## 1994-95 (0-1)

2/15 at Phoenix L 113-120

## 1995-96 (3-3)

11/7 at Detroit L 100-107  
12/10 Houston (2) W 103-101  
12/15 at Van. L 100-104  
12/30 at Cleve. (2) L 121-124  
1/3 at Boston W 114-110  
3/10 Indiana (2) W 113-108

## 1996-97 (2-5)

11/7 Minn. W 95-94  
11/19 Sac. W 92-90  
11/26 at Houston L 101-102  
12/3 Indiana L 93-98  
12/13 at Lakers L 119-120  
12/21 at Sac. L 99-101  
2/26 N.Y. L 95-96

## 1997-98 (0-3)

11/14 Phoenix (4) L 139-140  
1/10 at Milw. L 90-95  
4/10 at Van. L 96-105

## 1998-99 (3-2)

2/14 at G.S. (2) L 100-105  
3/2 Utah (2) W 102-100  
3/3 at Sac. W 97-93  
3/13 at Clippers W 106-96  
5/1 at San Ant. L 90-98

## 1999-00 (3-1)

11/20 at Charlotte W 100-96  
11/26 Houston W 91-88  
2/20 at Sac. W 108-103  
3/9 at Indiana L 119-127

## 2000-01 (2-1)

11/19 at Orlando W 110-102  
12/28 at Utah W 103-102  
2/4 at Clippers (2) L 120-123

## 2001-02 (3-2)

1/17 Miami L 90-92  
1/22 Sac. W 116-110  
3/2 at Milw. W 104-103  
3/9 at Denver L 106-109  
4/14 Lakers W 128-120

## 2002-03 (4-2)

11/3 at Lakers L 95-98  
12/14 at Minn. W 98-92  
12/28 at Sac. W 119-113  
1/22 at Atlanta (2) W 112-110  
1/24 at N.O. W 97-96  
2/11 San Ant. L 111-116

## 2003-04 (6-5)

11/13 Sac. W 112-110  
12/3 Indiana W 97-95  
1/5 at Seattle L 108-119  
1/13 at Clippers L 96-103  
1/20 at Sac. W 109-105  
1/31 Chicago W 102-95  
2/24 at Orlando W 94-91  
3/22 Houston L 85-93  
3/27 Seattle W 115-108  
4/10 at Denver L 100-110  
4/14 Lakers (2) L 104-105

## 2004-05 (0-2)

12/10 at Utah L 87-92  
1/18 at Sac. L 107-113

## 2005-06 (1-1)

12/9 N.O./Okla. W 98-95  
1/22 Dallas L 89-95

## 2006-07 (5-5)

12/6 at Milw. L 94-102  
12/22 Toronto L 100-101  
1/6 at Sac. W 110-105  
1/24 Minnesota W 101-98  
1/27 at Mem. (2) W 135-132  
2/2 at Denver L 107-114  
2/6 Phoenix L 102-109  
2/9 at Charlotte W 108-100  
3/16 at Lakers L 111-116  
3/23 at Atlanta W 102-100

## 2007-08 (5-2)

12/9 Milwaukee W 117-113  
1/3 at Chi. (2) W 115-109  
1/13 at Tor. (2) L 109-116  
1/21 at Atlanta W 111-109  
2/1 New York W 94-88  
2/4 Denver L 103-105  
3/8 at New York W 120-114

## 2008-09 (1-4)

11/6 Houston W 101-99  
12/12 Clippers (2) L 112-120  
1/17 at Charlotte L 97-102  
3/19 at Cleveland L 92-97  
3/23 Philadelphia L 108-114

## 2009-10 (1-5)

11/16 at Atlanta L 95-99  
12/12 at Mil. (2) L 101-108  
1/22 at Boston L 95-98  
1/30 at Dallas W 114-112  
2/21 Utah L 89-93  
2/26 at Chicago L 111-115

## 2010-11 (2-3)

11/4 Okla. City L 106-107  
1/9 Miami L 100-107  
1/19 at Sac. W 94-90  
2/23 L.A. Lakers L 101-106  
2/25 Denver W 107-106

RECORDS

## The Overtime Chart

	G	W	L	Pct.
Overall .....	186	99	87	.532
Home .....	83	47	36	.566
Away .....	103	52	51	.505
2 OTs .....	21	11	10	.524
Home .....	9	5	4	.556
Away .....	12	6	6	.500
3 OTs .....	3	2	1	.667
Home .....	1	0	1	.000
Away .....	2	2	0	1.000
4 OTs .....	3	1	2	.333
Home .....	3	1	2	.333
Away .....	0	0	0	.000

Last OT game			
2/25/11..... Denver	W		107-106
Last 2 OT game			
12/12/09..... at Milwaukee	L		101-108
Last 3 OT game			
12/1/90..... at Seattle	W		130-124
Last 4 OT game			
11/14/97..... Phoenix	L		139-140

# Trail Blazers In NBA's Top 10

SCORING	Rank	Year	G	Pts.	Avg.
Geoff Petrie.....	7th	1970-71	82	2031	24.8
Geoff Petrie.....	7th	1972-73	79	1970	24.9
Sidney Wicks.....	10th	1972-73	80	1906	23.8
Geoff Petrie.....	8th	1973-74	73	1771	24.3
Kiki Vandeweghe.....	6th	1985-86	79	1962	24.8
Kiki Vandeweghe.....	5th	1986-87	79	2122	26.9
Clyde Drexler.....	6th	1987-88	81	2185	27.0
Clyde Drexler.....	4th	1988-89	78	2123	27.2
Clyde Drexler.....	4th	1991-92	76	1903	25.0
Brandon Roy.....	10th	2008-09	78	1765	22.6

FG Pct.	Rank	Year	FG	FGA	Pct.
Bob Gross.....	6th	1976-77	376	711	.529
Bill Walton.....	7thT	1976-77	491	930	.528
Bob Gross.....	8thT	1977-78	381	720	.529
Tom Owens.....	9thT	1978-79	600	1095	.548
Kermit Washington.....	8th	1979-80	421	761	.553
Kermit Washington.....	6th	1980-81	325	571	.569
Calvin Natt.....	5th	1981-82	515	894	.576
Calvin Natt.....	5th	1983-84	500	857	.583
Steve Johnson.....	8th	1986-87	494	889	.556
Buck Williams.....	8thT	1989-90	413	754	.548
Buck Williams.....	1st	1990-91	358	595	.602
Buck Williams.....	1st	1991-92	340	563	.604
*Otis Thorpe.....	4th	1994-95	385	681	.565
Arvydas Sabonis.....	7th	1995-96	394	723	.545
Rasheed Wallace.....	3rd	1996-97	380	681	.558
Gary Trent.....	10th	1996-97	361	674	.536
Rasheed Wallace.....	8th	1997-98	466	875	.533
Rasheed Wallace.....	5th	1999-00	542	1045	.519
Bonzi Wells.....	2nd	2000-01	387	726	.533
Rasheed Wallace.....	10thT	2000-01	590	1178	.501
Ruben Patterson.....	7th	2001-02	319	619	.515
Ruben Patterson.....	6th	2004-05	319	601	.531

FT Pct.	Rank	Year	FT	FTA	Pct.
Stan McKenzie.....	9th	1971-72	315	379	.831
Dave Twardzik.....	7th	1978-79	261	299	.873
Billy Ray Bates.....	10th	1980-81	170	199	.854
Kiki Vandeweghe.....	2nd	1984-85	369	412	.896
Jim Paxson.....	4th	1985-86	217	244	.889
Kiki Vandeweghe.....	8th	1985-86	523	602	.869
Kiki Vandeweghe.....	7th	1986-87	467	527	.886
Kiki Vandeweghe.....	10th	1987-88	459	481	.878
Terry Porter.....	6th	1989-90	421	472	.892
Terry Porter.....	9th	1993-94	204	234	.872
Steve Smith.....	6th	2000-01	309	347	.890
Damon Stoudamire.....	4th	2001-02	174	196	.888
Damon Stoudamire.....	10th	2003-04	127	145	.876
Damon Stoudamire.....	4th	2004-05	182	199	.914

Bold indicates current Trail Blazer

\*Includes games played with Houston Rockets

^Includes games played with Toronto Raptors

+Includes games played with Atlanta Hawks

#Includes games played with L.A. Clippers

3-Point Pct.	Rank	Year	3FG	3FGA	Pct.
Kiki Vandeweghe.....	1st	1986-87	39	81	.481
Drazen Petrovic.....	3rd	1989-90	34	74	.459
Terry Porter.....	4th	1990-91	130	313	.415
Danny Ainge.....	6th	1990-91	102	251	.406
Terry Porter.....	7th	1992-93	143	345	.414
Tracy Murray.....	1st	1993-94	50	109	.459
James Jones.....	3rd	2007-08	91	205	.444

REBOUNDS	Rank	Year	G	Reb.	Avg.
Bill Walton.....	1st	1976-77	65	934	14.4
Maurice Lucas.....	9th	1976-77	79	899	11.4
Kermit Washington.....	9th	1979-80	80	842	10.5
Mychal Thompson.....	4th	1981-82	79	921	11.7
Buck Williams.....	10th	1989-90	82	800	9.8
Arvydas Sabonis.....	9th	1997-98	73	729	10.0
Zach Randolph.....	6th	2003-04	81	851	10.5
<b>#Marcus Camby.....</b>	<b>2nd</b>	<b>2009-10</b>	<b>74</b>	<b>871</b>	<b>11.8</b>

ASSISTS	Rank	Year	G	Ast.	Avg.
Kelvin Ransey.....	7thT	1980-81	80	555	6.9
Kelvin Ransey.....	9th	1982-82	78	555	7.1
Clyde Drexler.....	10th	1985-86	75	600	8.0
Terry Porter.....	5th	1986-87	80	715	8.9
Terry Porter.....	4th	1987-88	82	831	10.1
Terry Porter.....	4th	1988-89	81	770	9.5
Terry Porter.....	7thT	1989-90	80	726	9.1
Rod Strickland.....	6th	1993-94	82	740	9.0
Rod Strickland.....	4th	1994-95	64	562	8.8
Rod Strickland.....	4th	1995-96	67	640	9.6
^Damon Stoudamire.....	9th	1997-98	71	580	8.2

STEALS	Rank	Year	G	St.	Avg.
Larry Steele.....	1st	1973-74	81	217	2.68
Larry Steele.....	3rd	1974-75	76	183	2.41
Larry Steele.....	6th	1975-76	81	170	2.10
Lionel Hollins.....	7th	1976-77	76	166	2.18
Lafayette Lever.....	10th	1982-83	81	153	1.89
Clyde Drexler.....	8th	1984-85	80	177	2.21
Clyde Drexler.....	3rd	1985-86	75	197	2.63
Clyde Drexler.....	5th	1986-87	82	204	2.49
Terry Porter.....	10th	1986-87	80	159	1.99
Clyde Drexler.....	5th	1987-88	81	203	2.51
Clyde Drexler.....	5th	1988-89	78	213	2.73
Kenny Anderson.....	10th	1996-97	82	162	1.98

BLOCKED SHOTS	Year	G	Blk.	Avg.	
Lloyd Neal.....	10th	1975-76	68	107	1.57
Bill Walton.....	1st	1976-77	65	211	3.25
Bill Walton.....	4th	1977-78	58	146	2.52
Mychal Thompson.....	8th	1980-81	79	170	2.15
Sam Bowie.....	3rd	1984-85	76	203	2.67
Clifford Robinson.....	9th	1992-93	82	163	1.99
+Theo Ratliff.....	1st	2003-04	85	307	3.61
Theo Ratliff.....	4th	2004-05	63	158	2.51
Joel Przybilla.....	7th	2004-05	76	163	2.14
Joel Przybilla.....	7th	2005-06	56	130	2.32
<b>#Marcus Camby.....</b>	<b>5th</b>	<b>2009-10</b>	<b>74</b>	<b>146</b>	<b>1.97</b>

**THE LONG AND SHORT OF IT --- Portland played the franchise's longest non-OT game in a 2 hour, 49 minute contest against the Nuggets at the Rose Garden on Oct. 29, 2009. The longest game in Trail Blazers history was a four-overtime marathon on Nov. 14, 1997, against Phoenix that lasted 3 hours, 46 minutes. In 2007-08, the Trail Blazers came within 38 minutes of tying the record on Jan. 3 against Chicago in a double-overtime game that lasted 3 hours, 8 minutes. The shortest game was a 1 hour, 42 minute contest against the Lakers on Dec. 29, 1978.**



SUPER



TEAM HISTORY

# Firsts in Trail Blazers History

*First Day ...* of professional basketball in Portland as the city is granted a National Basketball Association franchise, February 6, 1970.

*College Draft Choice ...* by the Trail Blazers is Geoff Petrie of Princeton, March 23, 1970.

*Head Coach ...* hired by the Trail Blazers is Rolland Todd of Nevada-Las Vegas, April 21, 1970.

*Broadcaster ...* for the Trail Blazers is Bill Schonely, named to the post on August 17, 1970.

*Preseason Game ...* is played before 2,800 fans at Mark Morris High School in Longview, Wash., on September 24, 1970. The Trail Blazers lose to San Francisco, 119-118.

*Regular Season Game ...* draws 4,273 fans to Memorial Coliseum on October 16, 1970 to watch Portland defeat Cleveland, 115-112.

*Point ...* by a Trail Blazer is a free throw by Jim Barnett at the 9:18 mark of the first quarter of the Portland-Cleveland game on October 16, 1970.

*Field Goal ...* scored by a Portland player is by Ron Knight at 8:25 of the first period of the Blazers-Cavaliers game on October 16, 1970.

*Television Game ...* for the Trail Blazers is aired on October 23, 1970 from Seattle by KPTV Channel 12 with Jimmy Jones calling the action.

*Road Victory ...* by the Trail Blazers is on November 21, 1970 when Portland defeats Buffalo, 112-108, in a doubleheader in Seattle.

*All-Star Game Participant ...* from Portland is Geoff Petrie on January 12, 1971.

*Captain ...* in the team's history is Rick Adelman, selected on July 29, 1971.

*Crowd to Top 12,000 ...* comes to Memorial Coliseum on November 3, 1973 to watch the Trail Blazers defeat the world champion New York Knicks, 107-100. Official attendance is 12,086.

*NBA Game for a U.S. President ...* is in Portland on November 1, 1974, when Gerald Ford watches Portland defeat Buffalo, 113-106, at Memorial Coliseum.

*World Championship ...* for Portland comes on June 5, 1977, when the Trail Blazers turn back the Philadelphia 76ers, 109-107, in Memorial Coliseum, to claim the NBA title.

*Closed Circuit Telecast ...* draws 2,851 fans to Portland's Paramount Theater on October 22, 1977, to watch the Trail Blazers defeat the Spurs, 130-115, in a game televised on a big screen from Memorial Coliseum.

*Uniform Number Retired ...* by the Trail Blazers is Lloyd Neal's No. 36 on March 24, 1979.

*Cable TV Game ...* for the Trail Blazers was a game between Portland and the Los Angeles Lakers aired on January 25, 1983, broadcast on ON-TV.

*Coach of the Year Award ...* for a Portland coach goes to Mike Schuler who is awarded the league's Red Auerbach Trophy on April 24, 1987.

*Trail Blazer to Score 10,000 points ...* is Jim Paxson. He becomes the first player in a Trail Blazers uniform to accomplish the feat. It happens in a 117-112 victory over San Antonio on February 21, 1988.

*NBA Draft Held Outside New York ...* is hosted by Portland in Memorial Coliseum on June 24, 1992.

*Citizenship Award Winner ...* for Portland is Terry Porter who is awarded the NBA's J. Walter Kennedy Citizenship trophy for service to the community on May 3, 1993.

*Sixth Man Award ...* for a Trail Blazer goes to Clifford Robinson on May 17, 1993.

*Game in the Rose Garden ...* by the Trail Blazers is on October 13, 1995. Portland loses a pre-season contest to Minnesota, 99-95, before 21,393 fans.

*Regular Season Game in the Rose Garden ...* is on Friday, November 3, 1995. The Trail Blazers lose, 92-80, to the Vancouver Grizzlies before 21,398 fans.



# Trail Blazers Yearly Milestones

## 1970

**Feb. 6** - Portland is granted an NBA franchise at a meeting of the Board of Governors in Los Angeles. Herman Sarkowsky, Robert Shmertz and Lawrence Weinberg are principal owners. Harry Glickman, who led the drive for a franchise, is executive vice president and general manager.

**Feb. 20** - Stu Inman is named Portland's first chief scout to prepare for the college draft.

**March 13** - At a regular season New York-Seattle game played in Memorial Coliseum, "Trail Blazers" is announced as Portland's new NBA team name after a contest that attracts nearly 10,000 entries.

**March 23** - Geoff Petrie of Princeton becomes the first college draft selection of the Trail Blazers.

**April 21** - Rolland Todd from the University of Nevada-Las Vegas is named first coach of the Trail Blazers.

**May 11** - LeRoy Ellis of the Baltimore Bullets is the first selection by Portland in the NBA expansion draft.

**June 27** - The Trail Blazers play in Memorial Coliseum for the first time. In an inter-squad rookie game, the Reds vs. the Whites, Ron Knight scores 34 points and Geoff Petrie 30 for the Reds, but their team loses, 142-136.

**Aug. 17** - Bill Schonely is named first radio voice of the Portland Trail Blazers.

**Sept. 24** - The Trail Blazers play their first pre-season game before 2,800 fans at Mark Morris High School in Longview, Wash., and lose, 119-118, to San Francisco. Stan McKenzie and Jim Barnett lead Portland with 23 points each, and Gary Gregor hauls in 21 rebounds. Darell Garretson and Manny Gomes referee.

**Sept. 26** - The Trail Blazers win their first pre-season game, 116-113, over San Francisco in a game played in the Roseburg, Ore., High School gym. Geoff Petrie scores 22 points and Gary Gregor has 18 rebounds.

**Oct. 16** - The Trail Blazers beat Cleveland, 115-112, in their first NBA game before 4,273 fans in Memorial Coliseum. Honored guests include NBA Commissioner Walter Kennedy, Oregon Governor Tom McCall and Portland Mayor Terry Schrunk.

**Oct. 23** - The Trail Blazers are on television for the first time, with Jimmy Jones on KPTV describing a 141-111 loss in Seattle.

**Nov. 8** - The Trail Blazers draw their first Memorial Coliseum crowd of more than 10,000 as 10,259 turn out for a game with the New York Knicks.

**Nov. 17** - The smallest crowd in Portland history, 1,973, watches the Trail Blazers play Buffalo on a Tuesday.

**Nov. 21** - Portland records its first road victory, defeating Buffalo, 112-108, in a doubleheader in Seattle.

## 1971

**Jan. 9** - The Trail Blazers defeat the defending world champion New York Knicks, 114-96, before the largest crowd of Portland's first season, 11,868.

**Jan. 12** - Geoff Petrie is the first Trail Blazer to play in an NBA All-Star game. The game is played in San Diego.

**March 23** - Geoff Petrie scores 37 points in Cleveland to become only the second rookie guard in NBA history to collect more than 2,000 points in a season. (Oscar Robertson is the other.) Petrie goes on to share Rookie of the Year honors with Boston's Dave Cowens.

**July 29** - Rick Adelman is named the first official captain of the Trail Blazers.

## 1972

**Feb. 3** - Rolland Todd is released as coach. Stu Inman takes over for remaining 26 games.

**April 3** - Jack McCloskey of Wake Forest is named head coach.

## 1973

**Jan. 20** - Geoff Petrie scores 51 points in Houston to become the first Trail Blazer to break the 50-point mark.

**March 16** - Geoff Petrie repeats his 51-point performance in Memorial Coliseum, also against Houston.

**Nov. 3** - A crowd of 12,086 watches the Trail Blazers play New York in Memorial Coliseum. It is Portland's first crowd to top 12,000.

## 1974

**Feb. 12** - A game with Phoenix in Memorial Coliseum draws 4,189 fans. It is the last Portland crowd under 5,000.

**March 27** - Larry Steele makes three steals against Golden State to finish the season with 217, leading the NBA in that category. He is the Trail Blazers' first league leader.

**May 4** - Bill Walton signs a Portland contract, turning down offers from the American Basketball Association.

**May 24** - Lenny Wilkens is named head coach of the Trail Blazers, replacing Jack McCloskey who was released from the position on May 15.

**Oct. 18** - Portland defeats Cleveland, 131-129, in four overtimes in the 1974-75 home opener. It is the longest overtime game in the team's history.

## 1975

**Jan. 7** - Larry Weinberg becomes president of the Portland Trail Blazers.

**Feb. 26** - Sidney Wicks hauls down 27 rebounds in Los Angeles for an all-time Portland single-game record, accomplishing the feat in a double-overtime game won by the Trail Blazers, 117-116.

## 1976

**April 9** - A crowd of 9,661 turns out for a Portland-Chicago game in Memorial Coliseum. It is the Trail Blazers' last crowd of under 10,000.

**June 1** - Jack Ramsay, who guided Buffalo to the playoffs the previous three seasons, is named head coach of the Trail Blazers, replacing Lenny Wilkens.

## 1977

**March 5** - Portland defeats Seattle, 134-104, to start a string of 34 consecutive regular season victories in Memorial Coliseum.

**April 5** - Detroit plays Portland before 12,359 fans. This is the last Portland regular season and playoff game not to sell out for the next 18 years.

# Trail Blazers Yearly Milestones

**June 5** - The Trail Blazers defeat Philadelphia, 109-107, in Memorial Coliseum to win the World Championship and ignite Blazermania. In the NBA title game, Bill Walton scores 20 points and has 23 rebounds, seven assists and eight blocked shots and wins MVP honors for the playoffs.

**Aug. 4** - Thousands of fans gather in Memorial Coliseum for a drawing for the final 1,500 season tickets available. Four district court judges supervise the drawing.

**Oct. 22** - The Trail Blazers face San Antonio in Memorial Coliseum and a near capacity crowd of 2,851 turns out to watch the first game on closed circuit television at the Paramount Theater.

## 1978

**Jan. 3** - The Trail Blazers stage a great comeback in Memorial Coliseum. Trailing Chicago by four points with 13 seconds to play, Maurice Lucas scores two points and Lionel Hollins 4 as the Trail Blazers win, 92-90.

**Feb. 12** - Denver trips Portland, 103-101, ending the Trail Blazers' 34-game win streak in Memorial Coliseum.

**Feb. 28** - The Trail Blazers defeat Philadelphia, 113-92, to record their 50th win in 60 games.

**April 9** - Portland defeats the Lakers, 114-99, in Memorial Coliseum to finish the season with the NBA's best record, 58-24.

## 1979

**March 24** - The Trail Blazers retire a player's number for the first time in ceremonies honoring Lloyd Neal (No. 36).

**May 2** - The Trail Blazers join forces with radio station KEX.

**June 30** - Jack McKinney resigns as assistant coach for the Trail Blazers to become head coach of the Los Angeles Lakers.

**Oct. 14** - The Trail Blazers sell out for the 100th consecutive game and defeat Denver, 109-93.

## 1980

**Oct. 30** - The first Trail Blazers college scholarship program is announced with Portland, the first team in the NBA to offer scholarships, awarding four.

## 1981

**March 21** - Jack Ramsay signs new three-year contract, with two option years, to coach the Trail Blazers.

**May 18** - Stu Inman is named the team's general manager.

**Aug. 9** - Five Trail Blazers, four other NBA stars and the Portland coaching staff start a seven-day tour of Israel.

**Oct. 11** - Three jersey numbers are retired in ceremonies in Memorial Coliseum. They belonged to Geoff Petrie (No. 45), Larry Steele (No. 15), and Dave Twardzik (No. 13).

## 1982

**Jan. 5** - The Blazers sell out Memorial Coliseum for the 200th time (regular season and playoffs).

**Jan. 26** - Jim Paxson is named team captain on the day Kermit Washington retires from professional basketball.

**March 18** - The Trail Blazers draw their five millionth fan to Memorial Coliseum, becoming only the second team in NBA history (Seattle is the other) to reach this milestone in 12 seasons.

## 1983

**May 12** - KOIN-TV becomes the official Trail Blazers flagship station.

**June 20** - Rick Adelman is named a coaching assistant to replace Jim Lynam, who becomes head coach at San Diego.

**Nov. 22** - Portland sets an all-time club scoring record with 156 points in a victory over Denver.

## 1984

**March 3** - Portland sells out (12,666) for the 300th consecutive game, an all-time NBA record. The Blazers beat Indiana, 118-98.

**March 23** - Jack Ramsay becomes the second winningest coach in NBA history, directing Portland to a 124-98 victory over Phoenix. It is his 697th career victory.

**March 29** - Jack Ramsay coaches Portland past Kansas City, 120-113, for his 700th NBA victory.

## 1985

**April 5** - KGW radio, 620 AM, is announced as the new official station of the Trail Blazers.

## 1986

**Feb. 1** - Portland matches its all-time scoring record in a 156-121 victory over the Clippers, and in the process posts the fourth- best field goal percentage (.697) in NBA history.

**April 24** - Portland sells out (12,666) for the 400th consecutive game, the longest string of any organization in sports.

**May 28** - Mike Schuler is named head coach of the Trail Blazers, replacing Jack Ramsay who guided the team for 10 seasons.

**July 11** - The Trail Blazers reach agreement with the Portland Exposition and Recreation Commission that commits the team to the Memorial Coliseum for the next 10 years.

**Sept. 9** - Jon Spoelstra is named general manager of the team; Bucky Buckwalter is named vice president-basketball operations.

## 1987

**March 19** - Harry Glickman, executive vice president and founder of the club, is named president of the Trail Blazers.

**April 24** - Mike Schuler is honored as NBA Coach of the Year, the first Trail Blazers head coach to win the Red Auerbach Trophy.

## 1988

**May 31** - Larry Weinberg announces he has sold the Trail Blazers to Seattle computer magnate Paul Allen.

**Nov. 4** - The Trail Blazers honor Maurice Lucas by retiring his uniform number (No. 20).





# Trail Blazers Yearly Milestones

## 1989

**Jan. 6** - Portland extends its sellout streak to 500 games, the longest in NBA history. The Trail Blazers defeat Sacramento in double overtime, 147-142.

**Feb. 18** - Rick Adelman is named interim head coach following the firing of Mike Schuler.

**April 14** - KEX radio, 1190 AM, is named flagship station for the Trail Blazers.

**May 11** - Rick Adelman is named head coach on a permanent basis, the seventh in the team's history.

**Nov. 3** - Bill Walton's jersey number (No. 32) is retired on the opening night of the season, as the Trail Blazers christen their 20th anniversary season.

**Dec. 26** - Clyde Drexler scores his 10,000th career point then surpasses Jim Paxson's total of 10,003 to become the all-time leading scorer in Trail Blazers history.

## 1990

**April 22** - The Trail Blazers hand the Los Angeles Lakers their worst loss ever, 130-88, and pick up their 59th victory of the season, a then club record.

**May 31** - A 112-109 victory in Phoenix gives the Blazers their second Western Conference title, as they capture the best-of-seven series, four games to two.

**June 14** - Portland loses, 92-90, to the Detroit Pistons in the fifth and deciding game of the 1990 NBA Finals.

**Nov. 25** - Portland's 117-113 triumph over San Antonio gives the Trail Blazers an 11-0 season's start, the fourth best in NBA history. The Blazers outscore the Spurs, 49-18, in the first period, the team's most productive quarter ever.

**Nov. 27** - The 10 millionth fan enters the doors at Memorial Coliseum and witnesses a 123-109 loss to the Phoenix Suns. That snaps the Trail Blazers' 11-game win streak.

**Dec. 8** - A 109-101 conquest of Chicago gives the Trail Blazers their 12th consecutive road victory (over two seasons), the second best streak in NBA history.

**Dec. 11** - The Trail Blazers defeat Indiana, 122-96, to improve their record to 19-1, the second best start with one loss in league annals.

## 1991

**Jan. 6** - Memorial Coliseum is sold out for the 600th straight game. Portland defeats Seattle, 114-111.

**Mar. 19** - A 136-126 setback at Golden State knocks Portland out of first place in the Pacific Division for one day, the Blazers' lone absence from the top spot in the division all season.

**March 27** - The Trail Blazers charge back from a 24-point third quarter deficit against Seattle in Tacoma to win, 112-107, staging the second-biggest comeback in team history. Two nights later in Los Angeles, they rally past the Lakers, 109-105, overcoming a 21-point third quarter deficit.

**April 13** - The Trail Blazers win their 60th game of the season with a 118-113 triumph over the Lakers to clinch the Pacific Division championship.

**Dec. 20** - Clifford Robinson plays in his 188th consecutive game in a contest against Golden State, setting an all-time franchise record.

## 1992

**Feb. 9** - Clyde Drexler, making his first start in an NBA All-Star Game, charts 22 points, a team-high nine rebounds, six assists and two blocked shots to finish second in voting for MVP honors.

**March 10** - Portland posts its most prolific third quarter in franchise history by pouring in 45 points against Milwaukee.

**April 12** - The Trail Blazers top San Antonio, 123-97, to clinch the Pacific Division championship and the best record in the Western Conference for the second consecutive season.

**May 28** - For the second time in three years, the Trail Blazers clinch the Western Conference Championship with a road victory, this time defeating Utah, 105-97, in Salt Lake City.

**June 14** - A 97-93 loss at the Chicago Stadium allows the Bulls to take the 1992 NBA Championship from the Trail Blazers, 4-2.

**June 24** - Portland becomes the first city outside New York to host the NBA Draft. The nationally televised event is held in Memorial Coliseum.

**Nov. 14** - Terry Porter sets an NBA record for the most three-point field goals without a miss in a single game, making all seven of his attempts in a win over Golden State.

**Nov. 22** - Rick Adelman logs the 200th victory of his coaching career as the Trail Blazers dump Detroit, 115-90. At the time, no coach had reached the 200-win milestone that quickly; the win came in his 288th game.

**Nov. 24** - Clyde Drexler scores 24 points against San Antonio to become just the 62nd player in NBA history to pass the 15,000-point mark.

**Dec. 20** - Buck Williams becomes only the 20th player in NBA history to collect 10,000 points and 10,000 rebounds during his career as Portland defeats Golden State, 130-114.

## 1993

**Jan. 14** - Uniform No. 77, symbolic of the Blazers' 1977 championship season, is retired in honor of former Coach Jack Ramsay. He joins Harry Glickman, Bill Walton, Maurice Lucas, Geoff Petrie and Larry Weinberg in being selected for the organization's Walk of Fame in Memorial Coliseum.

**April 25** - Terry Porter tallies 12 points against the LA Clippers to become the third Trail Blazer to reach the 10,000-point mark.

**July 11** - Official groundbreaking ceremonies take place to mark the start of construction on the Trail Blazers' \$262 million arena complex next to Memorial Coliseum.

## 1994

**Jan. 18** - Terry Porter becomes the first Trail Blazer to distribute 5,000 assists, doing it in a game at Denver.

**Feb. 23** - Clyde Drexler's 11 rebounds in a victory over the Clippers moves him ahead of Mychal Thompson as Portland's all-time rebound leader.

**May 18** - Geoff Petrie resigns as senior vice president for basketball operations.

**June 23** - P.J. Carlesimo is named Portland's eighth head coach, replacing Rick Adelman. Adelman was relieved of his duties on May 19.

# Trail Blazers Yearly Milestones

**July 12** - Bob Whitsitt is named president and general manager of Trail Blazers Basketball; Marshall Glickman is promoted to president of Trail Blazers, Inc., and the Oregon Arena Corp.; Jody Patton is promoted to vice chairman of the OAC, and Harry Glickman is named president-emeritus of the Trail Blazers.

**Nov. 4, 5** - Portland opens its Silver Anniversary season with back-to-back games against the Los Angeles Clippers in the Japan Opening Games in Yokohama. The Trail Blazers win both games, 121-100 and 112-95. Sellout crowds of 14,239 are on hand to watch both contests.

## 1995

**Feb. 3** - Clyde Drexler's three-pointer in the third quarter of Portland's 112-97 win at Minnesota pushed his career total to 18,000 points, making him the 36th player in NBA history to reach that plateau.

**Feb. 24** - Clifford Robinson does not dress for a home contest against Utah (the Trail Blazers win, 114-101), because of a sprained ankle suffered two nights earlier against Golden State. That snaps a club-record string of 461 games going back to the first game of his rookie season.

**March 21** - Portland entertains its 800th straight sellout crowd in Memorial Coliseum with a 111-106 win over Washington.

**April 9** - Jerome Kersey tallies 17 points in a 104-94 loss to Phoenix, raising his career scoring total to 10,004. It makes him the fourth Trail Blazer to reach the 10,000-point level and moves him into third place on the team's all-time list. He joins Clyde Drexler, Terry Porter and Jim Paxson in Portland's 10,000-point club.

**April 17** - Buck Williams grabs 11 rebounds to become only the eighth player in NBA history to have accumulated 12,000 rebounds and 15,000 points.

**April 23** - Portland defeats Golden State, 116-83, in its final regular season game in Memorial Coliseum.

**May 2** - The Trail Blazers play their final game in Memorial Coliseum, dropping a 117-109 decision to Phoenix in the third and deciding contest of the first-round Western Conference Playoffs with the Suns.

**Aug. 14** - Trail Blazers offices are moved to One Center Court in the Rose Quarter after 25 years in the Lloyd District's Port of Portland Building.

**Oct. 18** - The Trail Blazers play their first-ever game in The Rose Garden, losing in preseason action to Minnesota, 114-110. Attendance is 21,393.

**Nov. 3** - Portland opens the 1995-96 campaign with its inaugural regular season game in The Rose Garden. The Trail Blazers lose to the Vancouver Grizzlies, 92-80. A capacity crowd of 21,398 fans turn out for the event.

**Nov. 14** - An all-time Blazers home record crowd of 21,401 watches the Blazers defeat New York, 105-99. Portland matches that record 13 more times during the regular season and playoffs.

**Nov. 20** - Portland's sellout streak of 814 games, including the regular season and playoffs, comes to an end when 20,381 fans turn out to see the Trail Blazers defeat the Los Angeles Clippers, 113-94. The last time the Trail Blazers had played before a non-capacity home crowd was on April 5, 1977.

## 1996

**March 31** - Buck Williams becomes only the eighth player in NBA history to reach 16,000 points and 12,000 rebounds when he tallies 12 points in a 115-100 Trail Blazers victory at Dallas.

**Nov. 4** - Trail Blazers set all-time home attendance record when 21,567 fans turn out for the season-opener against Atlanta. Portland loses the game, 94-76.

## 1997

**Feb. 22** - Clifford Robinson scores 16 points in a game at Philadelphia to raise his career total to 10,000 points, making him the fifth Blazer to reach that level.

**May 13** - Mike Dunleavy is named Portland's ninth head coach, replacing P.J. Carlesimo. Carlesimo was relieved of his duties on May 8.

## 1998

**April 30** - Portland sets a new all-time one-game attendance mark when 21,616 fans pack the Rose Garden for the fourth and deciding game of the first round Western Conference Playoffs. The Trail Blazers lose to the Lakers, 110-99.

**July 2** - Trail Blazers name Brian Wheeler as the club's second radio play-by-play announcer.

## 1999

**Feb. 24** - Portland takes over first place in the Pacific Division and holds on to that spot for the remaining 41 games of the season, claiming its first division title since 1991-92.

**March 31** - The Trail Blazers down Sacramento, 100-86, to finish the month with a 15-3 record, the most wins for the month in club history and equal to the highest number of wins in any month ever.

**June 2** - Mike Dunleavy becomes the second Trail Blazers head coach to earn NBA Coach of the Year honors after guiding the club to a 35-15 finish and a spot in the Western Conference Finals.

**Nov. 28** - A 91-88 overtime victory over Houston improves Portland's record to 13-2, the second-best start in team history.

## 2000

**April 18** - By defeating the Clippers in Los Angeles, 116-100, the Trail Blazers improve their road record for the season to 29-12, the most wins away from home in franchise history. That betters the old mark of 27-14 set by the 1990-91 team.

**April 19** - A standing room-only crowd of 20,403 turns out for the Blazers' regular season finale in the Rose Garden against Denver, giving them sellouts in each of their 41 home games. It is nearly triple the number of capacity crowds in any of the previous seasons in their now five-year-old building. But the Trail Blazers lose, 96-95, causing them to come up one shy of having a 60-win season.

**May 5** - The Trail Blazers family is saddened by the death of Assistant Coach Bill Musselman, who succumbed in Rochester, Minn., from complications of rare disease, primary systemic amyloidosis, two days before the team was to begin its Western Conference Semifinals series against Utah.

**Nov. 19** - Scottie Pippen tallies his 2,000th career steal at Orlando. Pippen ranks seventh on the NBA's all-time steals list and is only one of seven players to top 2,000 steals for his career.



# Trail Blazers Yearly Milestones

## 2001

**April 6** - Damon Stoudamire records his four career triple-double with 15 points, 10 rebounds and 10 assists at Golden State. It is the first Blazer triple-double since the 1994-95 season when Rod Strickland had one at Phoenix.

**March 6** - Clyde Drexler's Jersey No. 22 is officially retired in halftime ceremonies of a Rose Garden game against Vancouver.

**June 27** - Maurice Cheeks is named Portland's 10th head coach, replacing Mike Dunleavy.

**Nov. 30** - Dale Davis grabs an all-time Trail Blazers high 11 offensive rebounds in a victory over the Milwaukee Bucks in the Rose Garden. Davis also knocks down a career-high 12 shots.

## 2002

**March 2** - With a 104-103 overtime victory at Milwaukee, the Trail Blazers complete a rare four-game sweep in the east with victories at Philadelphia, Washington, Toronto and Milwaukee. The sweep is the first since the 1990-91 season when they did it twice and a part of six straight road wins, the second longest streak in franchise history.

**March 8** - With an 82-73 victory over New Jersey in the Rose Garden, the Trail Blazers win their 12 straight game, the second longest streak in franchise history.

**March 23** - Scottie Pippen scores 18 points in a 108-99 victory at Minnesota, making him only the 46th player in NBA history to accumulate 18,000 career points.

## 2003

**June 18** - Steve Patterson is named the fifth president of the Portland Trail Blazers.

**July 19** - John Nash becomes the Trail Blazers' sixth general manager.

## 2004

**Feb. 24** - In his seventh game as a Trail Blazer, Theo Ratliff blocks nine Magic shots to tie the club record held by Bill Walton and Mychal Thompson. Portland wins the game at Orlando in overtime, 94-91. It is the Trail Blazers season-best fifth straight victory.

**April 12** - The Trail Blazers learn just before their next-to-last contest of the season, a home date with San Antonio, that their bid for a 22nd consecutive trip to the playoffs has been dashed. A Denver win over Sacramento knocks Portland out of post-season play for the first time since 1982.

**April 22** - Zach Randolph is named the NBA's Most Improved Player for 2003-04. The selection is made by a vote of a panel of the nation's sportswriters and sportscasters.

## 2005

**Jan. 14** - Damon Stoudamire scores a franchise record 54 points at New Orleans. He ties a club record for field goals made (20), points in a half (30) and three-point field goals (8). Despite his efforts the Trail Blazers lose, 112-106.

**March 4** - Player Personnel Director Kevin Pritchard takes over as interim head coach, replacing Maurice Cheeks.

**April 20** - The Trail Blazers wrap up the season with a 106-103 victory over the Los Angeles Lakers, but finish the season with a 27-55 record, their worst record since 1973-74. It's the first time in 16 seasons Portland is below the .500 mark.

**June 28** - Portland takes Seattle prep star Martell Webster with the sixth pick in the 2005 NBA Draft. It's the Trail Blazers' first selection of their own in draft's top 10 since they selected Sam Bowie with the second pick in 1984.

**July 6** - Nate McMillan is named the 12th head coach in franchise history.

## 2006

**April 2** - Joel Przybilla ties a Trail Blazers' franchise record with nine blocks in a game at Seattle.

**June 28** - Portland executes an NBA Draft Day-record six trades, acquiring LaMarcus Aldridge, Brandon Roy, Sergio Rodriguez, Joel Freeland, Raef LaFrentz, Dan Dickau and four future second-round picks.

## 2007

**March 29** - The Trail Blazers promote Kevin Pritchard to general manager, making him the eighth GM in team history.

**April 18** - Portland finishes the season with a 32-50 record, making the 11-game upswing from the season prior, the third biggest improvement in the NBA, while matching the third-largest improvement in franchise history.

**May 2** - Brandon Roy is named 2006-07 T-Mobile NBA Rookie of the Year, becoming the third Trail Blazer to win the award (Geoff Petrie, Sidney Wicks).

**May 8** - Teammates Brandon Roy and LaMarcus Aldridge are both named to the 2006-07 T-Mobile NBA All-Rookie First Team by a vote of the league's head coaches.

**May 22** - With just a 5.3 percent chance at the No. 1 pick, the Trail Blazers win the 2007 NBA Draft Lottery to select first in the 2007 NBA Draft.

**June 20** - The Trail Blazers name Larry Miller team president.

**June 28** - The Trail Blazers select center Greg Oden out of Ohio State with the No. 1 pick in the NBA Draft. Oden becomes the third No. 1 pick in Trail Blazers history.

**June 28** - Portland sends Zach Randolph, Dan Dickau, Freddy Jones and the draft rights to Demetris Nichols to New York in exchange for Steve Francis, Channing Frye and the Knicks' second-round pick in 2008. Randolph led the Trail Blazers in scoring and rebounding in each of the previous four seasons.

**June 29** - Thousands of Trail Blazer fans rally at Pioneer Courthouse Square to welcome Greg Oden to the Rose City.

**Oct. 30** - With an average of 24 years and 26 days on Opening Night, Portland's roster is the youngest in the NBA and the youngest in Trail Blazer history. The team also marks the third-youngest roster in NBA history.

**Dec. 10** - Brandon Roy is named Western Conference Player of the Week, becoming the first Trail Blazer since Rasheed Wallace in 2001-02 to receive the honor.

**Dec. 17** - For the second time in as many weeks, Brandon Roy is named Western Conference Player of the Week, becoming the second player in franchise history to claim the honor in back-to-back weeks (Clyde Drexler, 1987-88).

**Dec. 30** - Portland completes a 13-game winning streak, dating back to Dec. 3, that marks the second-longest run in franchise history (16 games in 1990-91).

# Trail Blazers Yearly Milestones

## 2008

**Jan. 2** - Nate McMillan is named Western Conference Coach of the Month for December 2007 after leading the club to a 13-2 month, the third-best single month in franchise history. McMillan is the first Trail Blazers coach to receive the honor since Mike Dunleavy in 1999.

**Jan. 30** - LaMarcus Aldridge and Brandon Roy are selected to compete for the sophomore team in the T-Mobile 2008 Rookie Challenge & Youth Jam at All-Star Weekend in New Orleans.

**Jan. 31** - Brandon Roy earns his first trip to the NBA All-Star game after being voted in by the Western Conference's head coaches. He becomes the first player to represent the Blazers in an All-Star Game since Rasheed Wallace in 2001.

**Feb. 1** - Brandon Roy tallies his first career triple-double vs. New York, netting 20 points, 10 rebounds and 11 assists. The feat marks the first triple-double since Damon Stoudamire in 2005, and the first triple-double with 20-plus points since Rod Strickland in 1995.

**Feb. 17** - Coming off the bench to play in a team-high 29 minutes, Brandon Roy registers a team-high tying 18 points (second-highest total by a Trail Blazer in an All-Star game - Drexler, 25), nine rebounds, five assists and a steal.

**March 22** - Joel Przybilla pulls down a career-high 26 rebounds, tying the franchise record for rebounds in a regulation game (LeRoy Ellis, Bill Walton).

**April 16** - Portland finishes the 2007-08 season at 41-41, a nine-game improvement from the 2006-07 season and a 20-game improvement over the 21-61 record in 2005-06.

**Dec. 1** - Brandon Roy is named Western Conference Player of the Week for his performance during Portland's four-game winning streak from Nov. 24-30.

**Dec. 18** - In Portland's 124-119 win over Phoenix, Brandon Roy notches a career-high 52 points, the second-most points ever scored by a Trail Blazer. The 52 points are the most scored by any NBA player in Portland in franchise history. His 19 free throws made (of 21) also mark a franchise record.

## 2009

**Jan. 24** - Brandon Roy ties a franchise record with 10 steals (Clyde Drexler, Larry Steele) vs. Washington.

**Feb. 13** - In the 2009 T-Mobile Rookie Challenge & Youth Jam at All-Star Weekend in Phoenix, Rudy Fernandez tallies 14 points, four rebounds and three assists, while Greg Oden misses the game due to injury.

**Feb. 14** - Rudy Fernandez finishes fourth in the 2009 Sprite Slam Dunk Contest despite two impressive first-round dunks after being chosen to participate by fans.

**Feb. 15** - Brandon Roy counts 14 points (7-8 FG), five rebounds, five assists and a game-high 31 minutes (the second-most by a Trail Blazer in an All-Star Game) in the 2009 NBA All-Star Game in Phoenix.

**Feb. 22** - Steve Blake dishes 14 first-quarter assists (no turnovers) to tie for the most assists by a player in a quarter in NBA history and the most ever in the first quarter. The 14 assists are the most by a Trail Blazer in a quarter in team history and also set a franchise record for assists in a half.

**April 3** - Portland's 107-72 romp at Oklahoma City marks the Trail Blazers' fourth straight victory by 20 or more points for only the second time in franchise history.

**April 5** - With a Phoenix loss to Dallas, the Trail Blazers clinch a spot in the postseason for the first time since 2003 - a six-year drought. The gap in playoff appearances was the longest current streak in the NBA and longest in Trail Blazers history since first making the playoffs in 1977.

**April 13** - Brandon Roy earns Western Conference Player of the Week honors for the second time in 2008-09 and the fourth time in his career.

**April 15** - Rudy Fernandez sets a new NBA rookie record for 3-pointers in a season with 159, passing Kerry Kittles' 158 with six threes on the last day of the season ... The Trail Blazers defeat Denver, 104-76, to become Northwest Division Co-Champions, finish with a 54-28 record and earn home court advantage in a first-round matchup with Houston.

**April 17** - Behind a 7-1 month to close the regular season, Nate McMillan is named the NBA's Western Conference Coach of the Month, garnering the award in the second straight season.

**April 30** - Rudy Fernandez is named to the 2008-09 T-Mobile NBA All-Rookie Second Team by a vote of NBA head coaches.

**May 13** - Brandon Roy is named to the All-NBA Second Team after averaging a league 10th-best 22.6 points per game and leading Portland to its most wins, 54, since 1999-2000. He becomes the first Trail Blazer to garner All-NBA accolades since Clyde Drexler in 1991-92.

**July 24** - The Trail Blazers sign veteran free agent guard Andre Miller.

**Aug. 6** - Brandon Roy signs a five-year contract extension with the Trail Blazers.

**Oct. 22** - LaMarcus Aldridge signs a five-year contract extension with the Trail Blazers.

**Dec. 23** - Jerryd Bayless starts in place of an injured Brandon Roy and nets 31 points in a win at San Antonio, a franchise record for scoring by a Trail Blazer in his first career start (30, Ron Brewer, Oct. 18, 1978).

## 2010

**Jan. 2** - Brandon Roy scores 23 points or more for the 15th consecutive appearance vs. Golden State, the longest string of 23-point games in a season in franchise history (27.9 ppg). The streak began Dec. 1 vs. Miami.

**Jan. 28** - Brandon Roy earns his third consecutive trip to the NBA All-Star Game but is unable to compete due to injury.

**Jan. 30** - Andre Miller makes a franchise-record 22 field goals (of 31) at Dallas in scoring a career-high 52 points, tied for the second-most points in Trail Blazers history. Miller scored 25 points (10-11 FG) in the fourth quarter and overtime alone in Portland's 114-112 victory.

**Feb. 16** - The Trail Blazers acquire veteran forward/center Marcus Camby from the L.A. Clippers in exchange for Steve Blake, Travis Outlaw and cash considerations.

**Mar. 12** - Nate McMillan becomes the 15th youngest coach in NBA history to win 400 career games with a victory in Sacramento.

**March 15** - After leading Portland to a 4-0 week, Brandon Roy earns Western Conference Player of the Week honors with averages of 27.0 points (56.7% FG), 5.0 rebounds, 3.8 assists and 1.25 steals. Roy joins Clyde Drexler as one of two Trail Blazers to win the award at least five times.



# Trail Blazers Yearly Milestones

**April 12** - The Trail Blazers defeat the Oklahoma City Thunder to secure a second straight 50-win season. Marcus Camby leads Portland with 30 points, just his fourth career game with 30 points or more.

**April 20** - Portland signs Marcus Camby to a two-year contract extension. Camby, who joined the Trail Blazers at the All-Star break, finished second in the NBA in rebounds (11.8) and fifth in blocked shots (1.97) in 2009-10.

**May 6** - Brandon Roy earns All-NBA Third Team honors, becoming just the third Trail Blazer to garner multiple All-NBA honors (Clyde Drexler, 4; Bill Walton, 2).

**July 19** - Rich Cho is named the ninth general manager in franchise history.

**July 26** - Bernie Bickerstaff, Bob Ociepka and Buck Williams are added to the Trail Blazers assistant coaching staff.

**Aug. 12** - Bill Branch and Steve Rosenbery are named assistant general managers.

## 2011

**January 7** - Wesley Matthews scores a career-best 36 points in a 108-98 win over the Timberwolves in Minnesota. Matthews sets a franchise record for 3-pointers in one half by draining seven shots from downtown in the first.

**January 9** - LaMarcus Aldridge becomes the first Trail Blazer ever to record five straight games with at least 25 points and 10 rebounds, and the first NBA player to post such a stretch since Shaquille O'Neal notched eight consecutive such games with Miami from Jan. 3-19, 2005.

**January 24** - LaMarcus Aldridge is named Western Conference Player of the Week after posting averages of 28.3 points (52.3% FG, 80.8% FT) and 10.3 rebounds, leading Portland to a 4-0 record for games from Jan. 17-22.

**February 14** - LaMarcus Aldridge is named Western Conference Player of the Week for the second time in less than a month, becoming just the third Trail Blazer in team history to win the award twice in one season (Clyde Drexler and Brandon Roy). In three games from Feb. 7-13, Aldridge led Portland to a 3-0 record and became the first Trail Blazer ever to record three straight games with at least 36 points.

**February 24** - The Trail Blazers acquire veteran forward Gerald Wallace from Charlotte in exchange for Joel Przybilla, Dante Cunningham, Sean Marks and two conditional first-round picks.

**March 2** - LaMarcus Aldridge is named Western Conference Player of the Month for February, becoming just the third Trail Blazer in team history and first since Clyde Drexler (November 1991) to claim the honor. Aldridge averaged 27.8 points, tops among Western Conference players, while shooting 56.3 percent from the field.

**March 8** - The Trail Blazers win their seventh straight game on the road, downing the Heat, 105-96, in Miami. The seven-game road winning streak stands as the third best in Trail Blazers history and longest since 1991, when Portland ran off nine consecutive road victories from March 20 - April 10.

**March 19** - Head Coach Nate McMillan becomes the ninth-youngest coach in NBA history to win 450 games in a 110-101 triumph over the Philadelphia 76ers at the Rose Garden.

**March 20** - Andre Miller moves into 14th place on the NBA's all-time assists leaderboard, passing Boston Celtics legend Bob Cousy.

**March 27** - Gerald Wallace pours in a season-high 40 points, his highest total since Jan. 14, 2008 (40, Charlotte vs. Denver), and the most by a mid-season acquisition in team history.

**April 13** - Marcus Camby finishes the season as only the second player in NBA history to average at least 10.0 rebounds per game at the age of 37 (minimum 50 games). Camby averaged 10.3 rebounds in 59 games to join Robert Parish, who averaged 10.6 rebounds per game in 1990-91 with the Boston Celtics.

**April 14** - Nate McMillan is named Western Conference Coach of the Month for leading the team to a conference-best 5-2 record in April.

**May 12** - LaMarcus Aldridge is named to the All-NBA Third Team after averaging career highs of 21.8 points and 8.8 rebounds per game.

**June 23** - The Trail Blazers acquire Raymond Felton from Denver in exchange for Andre Miller, with Rudy Fernandez and the NBA rights to Petteri Koponen going to Dallas as part of a three-team trade.

**December 15** - The Trail Blazers request waivers on three-time All-Star Brandon Roy and designate him as the team's amnesty player. Portland then signs guard Jamal Crawford.







# Coaching History

YEAR		REGULAR SEASON			PLAYOFFS		
		W	L	Pct.	W	L	Pct.
1970-71	Rolland Todd	29	53	.354	—	—	—
1971-72	Rolland Todd	12	44	.214	—	—	—
	(i) Stu Inman	6	20	.231	—	—	—
1972-73	Jack McCloskey	21	61	.256	—	—	—
1973-74	Jack McCloskey	27	55	.329	—	—	—
1974-75	Lenny Wilkens	38	44	.463	—	—	—
1975-76	Lenny Wilkens	37	45	.451	—	—	—
1976-77	Jack Ramsay	49	33	.598	14	5	.737
1977-78	Jack Ramsay	58	24	.707	2	4	.333
1978-79	Jack Ramsay	45	37	.549	1	2	.333
1979-80	Jack Ramsay	38	44	.463	1	2	.333
1980-81	Jack Ramsay	45	37	.549	1	2	.333
1981-82	Jack Ramsay	42	40	.512	—	—	—
1982-83	Jack Ramsay	46	36	.561	3	4	.429
1983-84	Jack Ramsay	48	34	.585	2	3	.400
1984-85	Jack Ramsay	42	40	.512	4	5	.444
1985-86	Jack Ramsay	40	42	.488	1	3	.250
1986-87	Mike Schuler	49	33	.598	1	3	.250
1987-88	Mike Schuler	53	29	.646	1	3	.250
1988-89	Mike Schuler	25	22	.532	—	—	—
	Rick Adelman	14	21	.400	0	3	.000
1989-90	Rick Adelman	59	23	.720	12	9	.571
1990-91	Rick Adelman	63	19	.768	9	7	.563
1991-92	Rick Adelman	57	25	.695	13	8	.619
1992-93	Rick Adelman	51	31	.622	1	3	.250
1993-94	Rick Adelman	47	35	.573	1	3	.250
1994-95	P.J. Carlesimo	44	38	.537	0	3	.000
1995-96	P.J. Carlesimo	44	38	.537	2	3	.400
1996-97	P.J. Carlesimo	49	33	.596	1	3	.250
1997-98	Mike Dunleavy	46	36	.561	1	3	.250
1998-99	Mike Dunleavy	35	15	.700	7	6	.538
1999-00	Mike Dunleavy	59	23	.720	10	6	.625
2000-01	Mike Dunleavy	50	32	.609	0	3	.000
2001-02	Maurice Cheeks	49	33	.598	0	3	.000
2002-03	Maurice Cheeks	50	32	.609	3	4	.429
2003-04	Maurice Cheeks	41	41	.500	—	—	—
2004-05	Maurice Cheeks	22	33	.400	—	—	—
	(i) Kevin Pritchard	5	22	.185	—	—	—
2005-06	Nate McMillan	21	61	.256	—	—	—
2006-07	Nate McMillan	32	50	.390	—	—	—
2007-08	Nate McMillan	41	41	.500	—	—	—
2008-09	Nate McMillan	54	28	.659	2	4	.333
2009-10	Nate McMillan	50	32	.610	2	4	.333
2010-11	Nate McMillan	48	34	.585	2	4	.333
<b>Total</b>		<b>1781</b>	<b>1549</b>	<b>.535</b>	<b>97</b>	<b>115</b>	<b>.458</b>

(i) Interim coach

# Coaching Records

	Years	REGULAR SEASON				PLAYOFFS			
		G	W	L	Pct.	G	W	L	Pct.
Rolland Todd.....	1+	138	41	97	.297	0	0	0	.000
Stu Inman.....	1	26	6	20	.231	0	0	0	.000
Jack McCloskey.....	2	164	48	116	.293	0	0	0	.000
Lenny Wilkens.....	2	164	75	89	.457	0	0	0	.000
Jack Ramsay.....	10	820	453	367	.552	59	29	30	.492
Mike Schuler.....	2+	211	127	84	.602	8	2	6	.250
Rick Adelman.....	5+	445	291	154	.654	69	36	33	.522
P.J. Carlesimo.....	3	246	137	109	.557	12	3	9	.250
Mike Dunleavy.....	4	296	190	106	.641	36	18	18	.500
Maurice Cheeks.....	3+	301	162	139	.538	10	3	7	.300
Kevin Pritchard.....	1	27	5	22	.186	0	0	0	.000
Nate McMillan.....	6	492	246	246	.500	18	6	12	.333
<b>Total</b>	<b>41</b>	<b>3330</b>	<b>1781</b>	<b>1549</b>	<b>.535</b>	<b>212</b>	<b>97</b>	<b>115</b>	<b>.458</b>

# Trail Blazers All-Star Game Statistics

	YEAR	MIN	FG	FGA	PCT.	FT	FTA	PCT.	REB	AST	PF	PTS	AVG.
<b>CLYDE DREXLER</b>													
	1986	15	5	7	.714	0	0	.000	4	4	3	10	
	1988	15	3	5	.600	6	6	1.000	5	0	3	12	
	1989	25	7	19	.368	0	0	.000	12	4	3	14	
	1990	19	2	6	.333	2	2	1.000	4	2	1	7	
	1991	19	4	9	.444	4	4	1.000	4	2	3	12	
	1992	28	10	15	.667	0	0	.000	9	6	2	25	
	1993	11	1	3	.333	0	0	.000	1	1	3	2	
	1994	15	3	7	.429	0	0	.000	3	1	1	6	
	<b>Totals</b>	<b>147</b>	<b>35</b>	<b>71</b>	<b>.493</b>	<b>12</b>	<b>12</b>	<b>1.000</b>	<b>42</b>	<b>20</b>	<b>19</b>	<b>88</b>	<b>11.0</b>
<b>KEVIN DUCKWORTH</b>													
	1989	7	2	5	.400	1	2	.500	1	0	2	5	
	1991	19	2	3	.667	2	2	1.000	4	0	3	6	
	<b>Totals</b>	<b>26</b>	<b>4</b>	<b>8</b>	<b>.500</b>	<b>3</b>	<b>4</b>	<b>.750</b>	<b>5</b>	<b>0</b>	<b>5</b>	<b>11</b>	<b>5.5</b>
<b>LIONEL HOLLINS</b>													
	1978	23	3	8	.375	4	5	.800	0	8	2	10	10.0
<b>STEVE JOHNSON</b>													
	1988	DID NOT PLAY—INJURED											
<b>MAURICE LUCAS</b>													
	1977	11	3	9	.333	0	0	---	4	2	2	6	
	1978	33	6	13	.462	0	0	---	13	4	2	12	
	1979	19	4	10	.400	2	2	1.000	7	1	5	10	
	<b>Totals</b>	<b>63</b>	<b>13</b>	<b>32</b>	<b>.406</b>	<b>2</b>	<b>2</b>	<b>1.000</b>	<b>24</b>	<b>7</b>	<b>9</b>	<b>28</b>	<b>9.3</b>
<b>JIM PAXSON</b>													
	1983	17	5	7	.714	1	2	.500	0	1	0	11	
	1984	14	5	9	.556	0	0	---	3	2	0	10	
	<b>Totals</b>	<b>31</b>	<b>10</b>	<b>16</b>	<b>.625</b>	<b>1</b>	<b>2</b>	<b>.500</b>	<b>3</b>	<b>3</b>	<b>0</b>	<b>21</b>	<b>10.5</b>
<b>GEOFF PETRIE</b>													
	1971	5	0	3	.000	0	0	---	0	1	0	0	
	1974	26	3	11	.273	2	2	1.000	2	4	1	8	
	<b>Totals</b>	<b>31</b>	<b>3</b>	<b>14</b>	<b>.214</b>	<b>2</b>	<b>2</b>	<b>1.000</b>	<b>2</b>	<b>5</b>	<b>1</b>	<b>8</b>	<b>4.0</b>
<b>TERRY PORTER</b>													
	1991	15	2	6	.333	0	0	---	3	4	2	4	
	1993	19	3	8	.375	0	0	---	0	3	1	7	
	<b>Totals</b>	<b>34</b>	<b>5</b>	<b>14</b>	<b>.357</b>	<b>0</b>	<b>0</b>	<b>---</b>	<b>3</b>	<b>7</b>	<b>3</b>	<b>11</b>	<b>5.5</b>
<b>CLIFFORD ROBINSON</b>													
	1994	18	5	8	.625	0	0	---	1	5	0	10	10.0
<b>BRANDON ROY</b>													
	2008	29	8	10	.800	2	3	.667	9	5	2	18	
	2009	31	7	8	.875	0	0	---	5	5	2	14	
	2010	DID NOT PLAY—INJURED											
	<b>Totals</b>	<b>60</b>	<b>15</b>	<b>18</b>	<b>.833</b>	<b>2</b>	<b>3</b>	<b>.667</b>	<b>14</b>	<b>10</b>	<b>4</b>	<b>32</b>	<b>16.0</b>
<b>RASHEED WALLACE</b>													
	2000	21	3	6	.500	3	4	.750	4	0	0	9	
	2001	21	1	7	.142	0	0	---	4	2	0	2	
	<b>Totals</b>	<b>42</b>	<b>4</b>	<b>13</b>	<b>.308</b>	<b>3</b>	<b>4</b>	<b>.750</b>	<b>8</b>	<b>2</b>	<b>0</b>	<b>11</b>	<b>5.5</b>
<b>BILL WALTON</b>													
	1977	DID NOT PLAY—INJURED											
	1978	31	6	14	.429	3	3	1.000	10	2	3	15	15.0
<b>KERMIT WASHINGTON</b>													
	1980	14	1	6	.167	2	4	.500	8	1	4	4	4.0
<b>SIDNEY WICKS</b>													
	1972	10	2	5	.400	0	0	---	2	0	3	4	
	1973	24	4	10	.400	5	5	1.000	5	1	2	13	
	1974	24	5	6	.833	6	10	.600	1	1	4	16	
	1975	23	7	19	.368	2	3	.667	9	1	1	16	
	<b>Totals</b>	<b>81</b>	<b>18</b>	<b>40</b>	<b>.450</b>	<b>13</b>	<b>18</b>	<b>.722</b>	<b>17</b>	<b>3</b>	<b>10</b>	<b>49</b>	<b>12.3</b>



# Trail Blazers NBA Honors

## MOST VALUABLE PLAYER

Bill Walton ..... 1977-78

## ALL-NBA

Bill Walton ..... 2nd team, 1976-77  
 Bill Walton ..... 1st team, 1977-78  
 Maurice Lucas ..... 2nd team, 1977-78  
 Jim Paxson ..... 2nd team, 1983-84  
 Clyde Drexler ..... 2nd team, 1987-88  
 Clyde Drexler ..... 3rd team, 1989-90  
 Clyde Drexler ..... 2nd team, 1990-91  
 Clyde Drexler ..... 1st team, 1991-92  
 Brandon Roy ..... 2nd team, 2008-09  
 Brandon Roy ..... 3rd team, 2009-10  
**LaMarcus Aldridge ..... 3rd team, 2010-11**

## NBA FINALS MOST VALUABLE PLAYER

Bill Walton ..... 1976-77

## MOST IMPROVED PLAYER

Kevin Duckworth ..... 1987-88  
 Zach Randolph ..... 2003-04

## SIXTH MAN OF THE YEAR

Clifford Robinson ..... 1992-93

## J. WALTER KENNEDY CITIZENSHIP AWARD

Terry Porter ..... 1992-93  
 Chris Dudley ..... 1995-96  
 Brian Grant ..... 1998-99

## ROOKIE OF THE YEAR

Geoff Petrie ..... 1970-71  
 Sidney Wicks ..... 1971-72  
 Brandon Roy ..... 2006-07

## ALL-ROOKIE TEAM

Geoff Petrie ..... 1970-71  
 Sidney Wicks ..... 1971-72  
 Lloyd Neal ..... 1972-73  
 Lionel Hollins ..... 1975-76  
 Mychal Thompson ..... 1978-79  
 Ron Brewer ..... 1978-79  
 Calvin Natt ..... 1979-80  
 Kelvin Ransey ..... 1980-81  
 Sam Bowie ..... 1984-85  
 Arvydas Sabonis ..... 1995-96  
**LaMarcus Aldridge ..... 2006-07**  
 Brandon Roy ..... 2006-07  
 Rudy Fernandez (2nd team) ..... 2008-09

## ALL-DEFENSIVE TEAM

Bill Walton ..... 1st team, 1976-77  
 Bill Walton ..... 1st team, 1977-78  
 Maurice Lucas ..... 1st team, 1977-78  
 Lionel Hollins ..... 1st team, 1977-78  
 Bob Gross ..... 2nd team, 1977-78  
 Maurice Lucas ..... 2nd team, 1978-79  
 Lionel Hollins ..... 2nd team, 1978-79  
 Kermit Washington ..... 2nd team, 1979-80  
 Kermit Washington ..... 2nd team, 1980-81  
 Buck Williams ..... 1st team, 1989-90  
 Buck Williams ..... 1st team, 1990-91  
 Buck Williams ..... 2nd team, 1991-92  
 Scottie Pippen ..... 2nd team, 1999-00  
 Theo Ratliff ..... 2nd team, 2003-04

## COACH OF THE YEAR

Mike Schuler ..... 1986-87  
 Mike Dunleavy ..... 1998-99

## EXECUTIVE OF THE YEAR

Bucky Buckwalter ..... 1990-91

## NBA ALL-STAR GAME PLAYERS

Geoff Petrie ..... 1971  
 Sidney Wicks ..... 1972  
 Sidney Wicks ..... 1973  
 Sidney Wicks ..... 1974  
 Geoff Petrie ..... 1974  
 Sidney Wicks ..... 1975  
 Bill Walton ..... 1977  
 Maurice Lucas ..... 1977  
 Bill Walton ..... 1978  
 Maurice Lucas ..... 1978  
 Lionel Hollins ..... 1978  
 Maurice Lucas ..... 1979  
 Kermit Washington ..... 1980  
 Jim Paxson ..... 1983  
 Jim Paxson ..... 1984  
 Clyde Drexler ..... 1986  
 Clyde Drexler ..... 1988  
 Steve Johnson ..... 1988  
 Clyde Drexler ..... 1989  
 Kevin Duckworth ..... 1989  
 Clyde Drexler ..... 1990  
 Clyde Drexler ..... 1991  
 Kevin Duckworth ..... 1991  
 Terry Porter ..... 1991  
 Clyde Drexler ..... 1992  
 Clyde Drexler ..... 1993  
 Terry Porter ..... 1993  
 Clyde Drexler ..... 1994  
 Clifford Robinson ..... 1994  
 Rasheed Wallace ..... 2000  
 Rasheed Wallace ..... 2001  
 Brandon Roy ..... 2008  
 Brandon Roy ..... 2009  
 Brandon Roy ..... 2010

## ALL-STAR GAMES

Clyde Drexler ..... 8  
 Sidney Wicks ..... 4  
 Maurice Lucas ..... 3  
 Brandon Roy ..... 3  
 Kevin Duckworth ..... 2  
 Jim Paxson ..... 2  
 Geoff Petrie ..... 2  
 Terry Porter ..... 2  
 Rasheed Wallace ..... 2  
 Bill Walton ..... 2  
 Lionel Hollins ..... 1  
 Steve Johnson ..... 1  
 Clifford Robinson ..... 1  
 Kermit Washington ..... 1

## NBA ALL-STAR GAME HEAD COACHES

Jack Ramsay ..... 1978  
 Rick Adelman ..... 1991

*Bold indicates current Trail Blazer*



# Trail Blazers Weekly, Monthly Awards

## Player of the Week

Player	Season	Week Ending
Billy Ray Bates .....	1979-80.....	3/23/1980
Calvin Natt.....	1979-80.....	2/24/1980
Billy Ray Bates .....	1981-82.....	4/11/1982
Mychal Thompson .....	1981-82.....	11/8/1981
Clyde Drexler.....	1985-86.....	1/5/1986
Clyde Drexler.....	1987-88.....	11/29/1987
Clyde Drexler.....	1987-88.....	12/6/1987
Clyde Drexler.....	1987-88.....	3/13/1988
Clyde Drexler.....	1988-89.....	12/25/1988
Clyde Drexler.....	1988-89.....	4/9/1989
Clyde Drexler.....	1989-90.....	11/26/1989
Clyde Drexler.....	1990-91.....	11/18/1990
Clyde Drexler.....	1990-91.....	3/31/1991
Clyde Drexler.....	1990-91.....	4/14/1991
Rod Strickland.....	1994-95.....	2/26/1995
Arvydas Sabonis .....	1995-96.....	3/31/1996
Clifford Robinson.....	1995-96.....	1/7/1996
Rasheed Wallace.....	2001-02.....	3/3/2002
Brandon Roy.....	2007-08.....	12/9/2007
Brandon Roy.....	2007-08.....	12/16/2007
Brandon Roy.....	2008-09.....	12/1/2009
Brandon Roy.....	2008-09.....	4/13/2009
Brandon Roy.....	2009-10.....	3/14/2010
<b>LaMarcus Aldridge.....</b>	<b>2010-11.....</b>	<b>1/23/11</b>
<b>LaMarcus Aldridge.....</b>	<b>2010-11.....</b>	<b>2/13/11</b>

## Coach/Player/Rookie of the Month

Coach	Season	Month
Jack Ramsay .....	1983-84.....	March
Mike Schuler.....	1986-87.....	February
Rick Adelman .....	1989-90.....	March
Rick Adelman.....	1990-91.....	November
Rick Adelman.....	1990-91.....	April
Mike Dunleavy.....	1998-99.....	March
Mike Dunleavy.....	1999-00.....	November
Nate McMillan.....	2007-08.....	December
Nate McMillan.....	2008-09.....	April
<b>Nate McMillan.....</b>	<b>2010-11.....</b>	<b>April</b>

Player	Season	Month
Kelvin Ransey.....	1980-81.....	March
Clyde Drexler.....	1991-92.....	November
<b>LaMarcus Aldridge.....</b>	<b>2010-11.....</b>	<b>February</b>

Rookie	Season	Month
Arvydas Sabonis .....	1995-96.....	April
Brandon Roy.....	2006-07.....	January
Brandon Roy.....	2006-07.....	February
Brandon Roy.....	2006-07.....	March

*Bold indicates occurred during 2010-11 season*



# Trail Blazers All-Time Attendance

Season	REGULAR SEASON HOME GAMES			PLAYOFF HOME GAMES			TOTAL HOME GAMES		
	Games	Avg. Att.	Total Att.	Games	Avg. Att.	Total Att.	Games	Avg. Att.	Total Att.
1970-71	40	6,010	240,388				40	6,010	240,388
1971-72	40	6,988	279,506				40	6,988	279,506
1972-73	41	8,134	333,480				41	8,134	333,480
1973-74	41	7,988	327,495				41	7,988	327,495
1974-75	41	10,768	441,506				41	10,768	441,506
1975-76	41	10,097	413,992				41	10,097	413,992
1976-77	41	12,178	499,302	10	12,850	128,501	51	12,310	627,803
1977-78	41	12,666	519,306	3	12,666	37,998	44	12,666	557,304
1978-79	41	12,666	519,306	1	12,666	12,666	42	12,666	531,972
1979-80	41	12,666	519,306	1	12,666	12,666	42	12,666	531,972
1980-81	41	12,666	519,306	2	12,666	25,332	43	12,666	544,638
1981-82	41	12,666	519,306				41	12,666	519,306
1982-83	41	12,666	519,306	3	12,666	37,998	44	12,666	557,304
1983-84	41	12,666	519,306	3	12,666	37,998	44	12,666	557,304
1984-85	41	12,666	519,306	4	12,666	50,664	45	12,666	569,970
1985-86	41	12,666	519,306	2	12,666	25,332	43	12,666	544,638
1986-87	41	12,666	519,306	2	12,666	25,332	43	12,666	544,638
1987-88	41	12,666	519,306	2	12,666	25,332	43	12,666	544,638
1988-89	41	12,854	527,008	1	12,880	12,880	42	12,854	539,888
1989-90	41	12,884	528,244	12	12,884	154,608	53	12,884	682,852
1990-91	41	12,884	528,244	9	12,884	115,956	50	12,884	644,200
1991-92	41	12,888	528,408	11	12,888	141,768	52	12,888	670,176
1992-93	41	12,888	528,408	2	12,888	25,776	43	12,888	554,184
1993-94	41	12,888	528,408	2	12,888	25,776	43	12,888	554,184
1994-95	40	12,888	515,520	1	12,888	12,888	42	12,888	528,520
1995-96	41	20,740	850,338	2	21,401	42,802	43	20,771	893,140
1996-97	41	20,800	852,799	2	21,538	43,076	43	20,834	895,875
1997-98	41	20,577	843,647	2	21,587	43,174	43	20,624	886,821
1998-99	25	19,462	486,556	7	20,608	144,262	32	19,713	630,818
1999-00	41	20,369	835,111	8	20,269	162,153	49	20,352	997,264
2000-01	41	20,292	831,976	1	20,580	20,580	42	20,298	852,556
2001-02	41	19,459	797,821	1	20,580	20,580	42	19,486	818,401
2002-03	41	19,421	796,250	3	20,187	60,562	44	19,473	856,812
2003-04	41	16,684	684,038				41	16,684	684,038
2004-05	41	16,594	680,374				41	16,594	680,374
2005-06	41	15,049	617,019				41	15,049	617,019
2006-07	41	16,360	670,778				41	16,360	670,778
2007-08	41	19,550	801,566				41	19,550	801,566
2008-09	41	20,524	841,499	3	20,400	61,199	44	20,516	902,698
2009-10	41	20,498	840,411	3	20,245	60,735	44	20,481	901,146
2010-11	41	20,510	840,924	3	20,365	61,068	44	20,500	901,992
<b>Totals</b>	<b>1,662</b>	<b>14,563</b>	<b>24,203,382</b>	<b>106</b>	<b>15,265</b>	<b>1,618,062</b>	<b>1,768</b>	<b>14,605</b>	<b>25,821,444</b>
<b>ROSE GARDEN ONLY</b>									
16 yrs.	640	19,174	12,271,107	35	20,577	720,191	675	19,246	12,991,298
<b>MEMORIAL COLISEUM ONLY</b>									
25 yrs.	1,022	11,137	11,932,275	71	12,646	897,871	1,093	11,738	12,830,146

HISTORY

\* The Trail Blazers are riding a sellout streak of 159 games (including playoffs) entering the 2011-12 season.



# Trail Blazers in the Olympics



**Steve Smith**  
2000 (USA)  
Portland 1999-2001



**Drazen Petrovic**  
1984, 1988, 1992  
(Yugoslavia/Croatia)  
Portland 1989-1991



**Shareef Abdur-Rahim**  
2000 (USA)  
Portland 2003-2005



**Kenny Carr**  
1976 (USA)  
Portland 1982-1987

## GOLD MEDALISTS

Terry Dischinger	1960	USA
Darrall Imhoff	1960	USA
Walter Davis	1976	USA
Kenny Carr	1976	USA
Joe Kleine	1984	USA
Aryvdas Sabonis	1988	USSR
Clyde Drexler	1992	USA
Scottie Pippen	1992	USA
Scottie Pippen	1996	USA
Shareef Abdur-Rahim	2000	USA
Steve Smith	2000	USA
Nate McMillan	2008	USA
(Assistant Coach)		

## SILVER MEDALISTS

Jim Brewer	1972	USA
Fernando Martin	1984	Spain
Drazen Petrovic	1988	Yugoslavia
Drazen Petrovic	1992	Croatia
Aleksandar Djordjevic	1996	Yugoslavia
Rudy Fernandez	2008	Spain

## BRONZE MEDALISTS

Drazen Petrovic	1984	Yugoslavia
Stacey Augmon	1988	USA
Aryvdas Sabonis	1992	Lithuania
Aryvdas Sabonis	1996	Lithuania



**Clyde Drexler**  
1992 (USA)  
Portland 1983-1995



**Nate McMillan**  
2008 (USA)  
Portland 2005-Present



**Arvydas Sabonis**  
1988, 1992, 1996  
(Lithuania/USSR)  
Portland 1995-01, 2002-03





# Trail Blazers in the Hall of Fame



**Bill Walton**

1993

Portland 1974-1978



**Lenny Wilkens**

1989


Portland 1974-1976



**Scottie Pippen**

2010

Portland 2000-2003



**Jack Ramsay**

1992

Portland 1976-1986

## HALL OF FAMERS

### *Players:*

Clyde Drexler

Neil Johnston

Drazen Petrovic

Scottie Pippen

Arvydas Sabonis

Bill Walton

Lenny Wilkens

## WITH PORTLAND

1983-1995

1972-1974

1989-1990

2000-2003

1995-2001, 2002-2003

1974-1978

1974-1975

## INDUCTED

2004

1990

2002

2010

2011

1993

1989

### *Coaches:*

Jack Ramsay

Lenny Wilkens

1976-1986

1974-1976

1992

1989



# Uniform Numbers Over the Years

**00**

Ken Johnson  
Kevin Duckworth

**0**

Voshon Lenard  
Freddy Jones  
Taurean Green

**1**

\*LARRY WEINBERG

Rod Strickland  
Derek Anderson  
Jarrett Jack  
Ike Diogu

**Armon Johnson**

**2**

Linton Thomas  
Perry Young  
Mark Bryant  
Stacey Augmon  
Steve Blake  
Dan Dickau  
**Wesley Matthews**

**3**

Hern Gilliam  
Jeff Lamp  
Clifford Robinson  
Damon Stoudamire  
Juan Dixon  
Jeremy Richardson  
**Gerald Wallace**

**4**

Greg Smith  
Jim Paxson  
Dave Johnson  
Marcus Brown  
Carlos Rogers  
Antonio Harvey  
Eddie Gill  
Maurice Baker  
Geno Carlisle  
Josh McRoberts  
Jerrryd Bayless  
Sean Marks

**5**

Jim McMillian  
Eddie Jordan  
Jermaine O'Neal  
Jeff McInnis  
Desmond Ferguson  
Ha Seung-Jin  
Ime Udoka  
**Rudy Fernandez**

**6**

Michael Holton  
Walter Davis  
Joe Wolf  
Mitchell Butler  
Bonzi Wells  
Juwan Howard

**7**

Hank McDowell  
Brooke Steppe  
Kenny Anderson  
Charles Smith  
Wesley Person  
Dan Dickau  
Charles Smith  
**Brandon Roy**

**8**

Charles Jones  
Ennis Whatley  
Steve Smith  
Martell Webster  
**Patrick Mills**

**9**

Llonel Hollins  
Danny Ainge  
Ruben Nemhard  
Rick Brunson  
Raef LaFrentz  
**Elliot Williams**

**10**

Phil Lumpkin  
Steve Hawes  
Corky Calhoun  
Ron Brewer  
Jay Buse  
Fernando Martin  
Craig Neal  
Dontonio Wingfield  
Antonio Daniels  
Omar Cook  
Joel Przybylla

**11**

Shaler Halimon  
Charles Yelverton  
Mark Sibley  
Willie Smith  
Abdul Jeeilani  
Mike Gale

**12**

Ron Rowan  
Clinton Wheeler  
Negele Knight  
Delaney Rudd  
Arnydas Sabonis  
Vladimir Stepania  
Sergio Rodriguez  
**Luke Babbitt**

**12**

Rick Adelman  
Dennis Layton  
Billy Ray Bates  
Lafayette Lever  
Lamont Strouthers  
Steve Henson  
Randolph Childress  
John Crotty  
Detlef Schrempf  
Erick Barkley  
James Thomas  
Sergei Monia  
**LaMarcus Aldridge**

**13**

Dave Wohl  
Bernie Fryer  
DAVE TWARDZIK

**14**

LIONEL HOLLINS  
Kelvin Ransey  
Darnell Valentine  
Jerry Sichting  
Robert Pack  
Gary Grant  
Chris Dudley  
Richie Frahm

**15**

Claude English  
LARRY STÉELE

**16**

Johnny Davis

**17**

Charlie Davis  
Willie McCarter  
Bob Verga  
Mario Elie  
Vincent Askew  
**Chris Johnson**

**19**

Lenny Wilkens  
Aleksandar Djordjevic  
Sean Higgins  
Nick Van Exel

**20**

MAURICE LUCAS  
Steve Colter

**21**

Sidney Wicks  
Dennis Awtrey  
Carl Bailey  
Brian Martin  
Walter Berry  
Danny Young  
Jaren Jackson  
Rumeal Robinson  
Ruben Patterson  
Jamaal Magloire  
Marcus Camby  
Fabricio Oberto

**22**

Clyde Mayes  
Jeff Judkins  
CLYDE DREXLER

**23**

Steve Jones  
T.R. Dunn  
Roy Hamilton  
Byron Irvin  
Aaron McKie  
Gary Grant  
Mitchell Butler  
Darius Miles  
Martell Webster  
**Marcus Camby**

**24**

Willie Norwood  
Audie Norris  
Adrian Branch  
Chris Dudley  
Qyntel Woods  
Stephen Graham  
Luke Schenscher  
Von Wafer  
**Andre Miller**

**25**

LeRoy Ellis  
Bob Davis  
Tom Owens  
Jerome Kersey  
Steve Kerr  
Travis Outlaw

**26**

James Robinson

**27**

John Johnson  
Caldwell Jones  
Elmore Spencer  
Travis Diener

**28**

Kaniel Dickens

**29**

Slavko Vranes

**30**

Rick Roberson  
BOB GROSS  
TERRY PORTER  
Rasheed Wallace

**31**

Peter Verhoeven  
Sam Bowie  
Alaa Abdelnaby  
Tracy Murray  
Reggie Jordan  
Kelvin Cato  
Matt Carroll  
Sebastian Telfair  
Jeff Pendergraph  
Jarron Collins

**32**

BILL WALTON  
Michael Harper

**33**

Jim Barnett  
Danny Anderson  
Ira Terrell  
Calvin Natt  
Bernard Thompson  
Steve Johnson  
Nate Johnston  
Otis Thorpe  
Gary Trent  
Scottie Pippen  
Shaareef Abdur-Rahim  
Dante Cunningham

**34**

Bill Stricker  
Bill Turner  
Robin Jones  
Kenny Carr  
Ronnie Murphy  
Rolando Ferreira  
Isaiah Rider  
Antonio Harvey  
Dale Davis  
James Jones

**35**

Ed Manning  
Darrall Imhoff  
LaRue Martin  
Kevin Gamble  
Richard Anderson  
Kevin Thompson  
Joe Kleine

**36**

LLOYD NEAL

**38**

Ron Knight  
Anthony Cook  
Viktor Khryapa

**40**

Stan McKenzie  
Barry Clemens  
Petur Gudmundsson  
Reggie Slater  
Shawn Kemp  
**Earl Barron**

**41**

Dorie Murrey  
Jim Marsh  
Nikita Wilson

**42**

Terry Dischinger  
Greg Lee  
Wally Walker  
Kim Anderson  
Kermit Washington  
Wayne Cooper  
Walt Williams  
Theo Ratliff  
Shavlik Randolph

**43**

Bill Smith  
Mychal Thompson

**44**

Gary Gregor  
Ollie Johnson  
Jacky Dorsey  
Clemon Johnson  
Kevin Kunnert  
Drazen Petrovic  
Harvey Grant  
Brian Grant  
Ruben Boumtje-Boumtje  
Channing Frye  
Anthony Tolliver

**45**

GEOFF PETRIE  
Geoff Crompton

**48**

Walt Gilmore

**50**

Chris Engler  
Joe Binion  
Tom Scheffler  
Robert Reid  
Greg Anthony  
Zach Randolph

**51**

Michael Ruffin

**52**

Jim Brewer  
Bill Williams  
**Greg Oden**

**53**

James Edwards  
Alton Lister

**54**

Dale Schlueter  
Tom Piotrowski  
Reggie Smith  
Brian Skinner

**55**

Kiki Vandeweghe  
Will Perdue

**77**

\*JACK RAMSAY

**88**

**Nicolas Batum**

*Players listed in bold were on roster at end of 2010-11 season.*

*All capitals indicates number retired.*

*\*Honorary number.*



# Trail Blazers Trade History

## NOTES TO TRADE HISTORY

1. If a third team is not mentioned in the transaction, assume any draft pick is the choice of the team Portland is trading with or is Portland's choice.
2. If a draft choice acquired in a transaction is subsequently traded by Portland in that original deal, the choice is listed as 'choice traded.' Everywhere else when referring to a draft choice, the player eventually selected by Portland or by the team ultimately receiving the draft choice is shown in parentheses.
3. In trades, only what actually happened is given. If a team has several options in a deal, only the one it ultimately uses is given.
4. Names in boldface indicate players who actually played for the Trail Blazers or are on the current roster entering 2011-12.

### 1970

- May 11** .....Traded Larry Seigfried to San Diego for **Jim Barnett**.  
**June 17** .....Traded Jerry Chambers to Atlanta for **Gary Gregor**.  
**Oct. 7** .....Sold Pat Riley to the Los Angeles Lakers.  
**Oct. 20** .....Traded 1971 2nd round draft choice (Willie Sojourner) to Chicago in exchange for **Shaler Halimon**.  
**Oct. 22** .....Traded **Dorrie Murrey** to Baltimore in exchange for 1971 2nd round draft choice (Rick Fisher).

### 1971

- Mar. 23** .....Traded **Jim Barnett** to San Francisco for a 1971 2nd round draft choice (**Charles Yelverton**), 1971 3rd round choice (**Bill Smith**) and 1972 2nd round choice (**Dave Twardzik**).  
**Sept. 11** .....Traded **LeRoy Ellis** to the Los Angeles Lakers in exchange for cash and a 1972 2nd round draft choice (**Ollie Johnson**).

### 1972

- July 31** .....Acquired Fred Foster from Philadelphia in exchange for a 1973 2nd round draft choice (Alan Bristow). Foster is then sent to Detroit in exchange for **Terry Dischinger**.  
**Oct. 2** .....Traded **Dale Schlueter** to Philadelphia for **Dave Wohl**.  
**Oct. 24** .....Obtained **Charlie Davis** from Cleveland in exchange for a 1974 3rd round pick (Foots Walker) and cash.  
**Oct. 27** .....Traded **Stan McKenzie** to Houston for **Greg Smith**.

### 1973

- Mar. 20** .....Received from Philadelphia Milwaukee's 1974 2nd round draft choice (Rubin Collins) as compensation for the 76ers' signing of veteran free agent **Gary Gregor**.  
**Apr. 24** .....Acquired **John Johnson**, **Rick Roberson** and Los Angeles Lakers' 1973 1st round pick (Barry Parkhill) from Cleveland in exchange for two 1973 draft choices (1st—**Jim Brewer**, and 3rd—**Jim O'Brien**).  
**Sept. 14** .....Traded **Rick Adelman** to Chicago for cash and a 1974 2nd round draft choice (**Phil Lumpkin**).

### 1974

- May 20** .....New Orleans selected Portland's **Ollie Johnson** in expansion draft.  
**Sept. 16** .....Traded **Rick Roberson** to New Orleans in exchange for **Barry Clemens**, Kansas City's 1976 2nd round draft choice (Major Jones) and cash.  
**Sept. 18** .....Traded Mickey Johnson to Chicago for a 1975 3rd round pick (Gus Gerard).  
**Oct. 7** .....Purchased the playing rights to **Lenny Wilkens** from Cleveland.

### 1975

- June 9** .....Traded **Phil Lumpkin** to Phoenix for the Los Angeles Lakers' 1976 2nd round draft choice (choice traded to New Orleans for 1977 New Orleans 2nd round draft pick (**Kim Anderson**)).  
**Oct. 23** .....Acquired **Steve Jones** from Golden State in exchange for a 1976 6th round pick (Dwayne Barnett).  
**Nov. 13** .....Traded **John Johnson** to Houston for **Steve Hawes**.

### 1976

- June 3** .....Traded Los Angeles Lakers' 1976 2nd round draft choice (**Jacky Dorsey**) to New Orleans in exchange for its 1977 2nd round draft choice (**Kim Anderson**).  
**Aug. 5** .....Traded **Geoff Petrie** and **Steve Hawes** to Atlanta in exchange for the 2nd pick in the ABA dispersal draft (**Maurice Lucas**).  
**Sept. 2** .....Purchased **Herm Gilliam** from Seattle.  
**Sept. 2** .....Sold **Sidney Wicks** to New Orleans.  
**Oct. 5** .....New Orleans cancelled **Sidney Wicks** trade because of contractual problems.  
**Oct. 12** .....Sold **Sidney Wicks** to Boston.  
**Oct. 18** .....Traded Moses Malone to Buffalo for 1978 1st round draft choice (choice traded for Indiana's 1978 1st round pick (**Mychal Thompson**) and cash).

### 1977

- July 15** .....Reacquired **Dale Schlueter** from Phoenix in exchange for a 1978 4th round pick (Wayne Smith).  
**Aug. 10** .....Acquired **Tom Owens** from Houston in exchange for **Robin Jones** and cash.  
**Oct. 5** .....Traded Rich Laurel to Atlanta in exchange for Buffalo's 1978 2nd round draft choice (Keith Herron).  
**Nov. 11** .....Traded **Wally Walker** to Seattle for two draft choices, Detroit's 1st in 1978 (**Ron Brewer**) and San Antonio's 2nd in 1979 (Andrew Fields).



# Trail Blazers Trade History

## 1978

- June 7** ..... Traded its 1978 1st round draft choice (Ray Townsend) to Golden State in exchange for the Warriors' 1981 1st round draft choice (pick traded for **Calvin Natt**).
- June 8** ..... Traded **Johnny Davis** and Buffalo's 1978 1st round draft choice (Rick Robey) to Indiana for the Pacers' 1978 1st round pick (**Mychal Thompson**).
- June 30** ..... Traded **Corky Calhoun** to Indiana for a 1980 2nd round draft choice (David Lawrence).
- Dec. 15** ..... Signed veteran free agent **Jim McMillian**, giving New York as compensation a 1979 2nd round draft choice (Kim Goetz).

## 1979

- Aug. 24** ..... Traded **Willie Smith** to Cleveland in exchange for a 1981 3rd round draft choice (Derek Holcomb).
- Sept. 18** ..... Traded a 1981 2nd round draft choice (Harvey Knuckles) to Detroit for **Jim Brewer**.
- Sept. 18** ..... Awarded from San Diego **Kermit Washington**, **Kevin Kunnert**, a 1980 1st round draft choice (choice traded for **Calvin Natt**), and cash as compensation for the signing of veteran free agent **Bill Walton**.
- Oct. 9** ..... Traded **Clemon Johnson** to Indiana in exchange for New Jersey's 1981 2nd round pick (Brian Jackson).

## 1980

- Feb. 8** ..... Traded **Lionel Hollins** to Philadelphia for Cleveland's 1981 1st round draft choice (pick traded for **Kelvin Ransey**) and cash.
- Feb. 8** ..... Traded **Maurice Lucas**, San Diego's 1980 1st round pick (Mike Gminski) and Golden State's 1981 1st round draft choice (Albert King) to New Jersey for **Calvin Natt**.
- May 28** ..... Dallas selected Portland's **Abdul Jeelani** in expansion draft.
- June 10** ..... Traded rights to Ron Lester along with Cleveland's 1981 1st round draft choice (Al Wood) to Chicago in exchange for the rights to **Kelvin Ransey** and the Bulls' 1981 1st round choice (**Darnell Valentine**).
- Aug. 15** ..... Traded **T.R. Dunn** and a 1983 1st round draft choice (Howard Carter) to Denver in exchange for a 1983 1st round draft choice (**Clyde Drexler**) and a 1984 2nd round draft choice (**Steve Colter**).
- Oct. 8** ..... Traded **Jim Brewer** to the Los Angeles Lakers for a 1984 2nd round draft choice (**Jerome Kersey**).
- Dec. 19** ..... Traded **Ron Brewer** to San Antonio in exchange for **Mike Gale** and a 1982 1st round draft choice (choice traded to Detroit for **Kenny Carr**).

## 1981

- June 5** ..... Traded **Tom Owens** to Indiana for a 1984 1st round draft choice (**Sam Bowie**).
- June 8** ..... Traded **Mike Gale** to Golden State for two 2nd round picks (1982—**Audie Norris**, 1985—Mike Smrek).
- Aug. 4** ..... Conveyed to New York a 1982 3rd round draft choice (Craig Tucker) for the rights to Tom Barker.
- Sept. 24** ..... Traded **Geoff Crompton** to Milwaukee for a 1982 3rd round draft choice (Phillip Lockett).

## 1982

- June 23** ..... Acquired **Kenny Carr** from Detroit in exchange for San Antonio's 1982 1st round pick (Ricky Pierce).
- June 28** ..... Traded **Kelvin Ransey** to Dallas in exchange for **Wayne Cooper** and Boston's 1985 1st round draft choice (**Terry Porter**).
- Aug. 2** ..... Acquired **Jeff Judkins** from Detroit in exchange for a 1984 3rd round draft choice (Tim Kearney).

## 1983

- Jan. 7** ..... Obtained **Don Buse** from Indiana in exchange for cash and other considerations (consultation services of Blazers Vice President Jon Spoelstra).
- Aug. 18** ..... Traded Granville Waiters to Indiana for Chicago's 1984 2nd round draft choice (Victor Fleming).
- Aug. 18** ..... Reacquired its own 1984 3rd round draft choice (Tim Kearney) from Detroit in exchange for **Petur Gudmundsson**.
- Sept. 6** ..... Traded **Linton Townes** to Cleveland for a 1987 2nd round draft choice (Lester Fonville).
- Oct. 7** ..... Traded **Hank McDowell** to Indiana for a 1986 3rd round draft choice (Juden Smith).

## 1984

- June 8** ..... Traded **Calvin Natt**, **Lafayette Lever**, **Wayne Cooper**, a 1985 1st round draft choice (Blair Rassmussen) and a 1984 2nd round pick (Willie White) to Denver in exchange for **Kiki Vandeweghe**.

## 1985

- June 14** ..... Traded **Bernard Thompson** to Phoenix for a 1987 2nd round draft choice (**Nikita Wilson**).
- June 18** ..... Traded rights to Mike Smrek to Chicago for rights to Ben Coleman and **Ken Johnson**.
- Oct. 10** ..... Conveyed to Chicago a 1987 2nd round draft choice (Winston Garland) as compensation for signing veteran free agent **Caldwell Jones**.

## 1986

- Jan. 14** ..... Traded **Darnell Valentine** and a 1988 2nd round pick (Tom Garrick) to the L.A. Clippers in exchange for Boston's 1986 1st round pick (**Arvydas Sabonis**) and the Clippers' 1988 2nd round pick (**Rolando Ferreira**).
- June 17** ..... Traded **Steve Colter** to Chicago in exchange for the rights to Larry Krystkowiak, Portland's own 1987 2nd round draft choice (choice traded to Milwaukee for **Chris Engler**), and a 2nd round pick in 1992.
- June 19** ..... Traded **Mychal Thompson** and the right's to Larry Krystkowiak to San Antonio for **Steve Johnson**.
- July 31** ..... Acquired **Michael Holton** from Chicago for a 1992 2nd round draft choice.
- Nov. 11** ..... Acquired **Chris Engler** from Milwaukee in exchange for a 1987 2nd round draft choice (Winston Garland).
- Dec. 18** ..... Traded **Walter Berry** to San Antonio for **Kevin Duckworth**.

## 1987

- June 22** ..... Traded **Jim Paxson** to Cleveland in exchange for Keith Lee.
- Aug. 18** ..... Cancelled **Paxson-Lee** trade after Lee failed to pass a physical.
- Oct. 11** ..... Traded **Kermit Washington** to Golden State for a 1988 3rd round draft choice (Anthony Mason).
- Nov. 10** ..... Acquired **Maurice Lucas** from Seattle in exchange for a 1990 2nd round draft choice (Abdul Shamsid-Deen).



# Trail Blazers Trade History

## 1988

- Feb. 23** .....Traded **Jim Paxson** to Boston in exchange for **Jerry Sichting** and cash.  
**June 23** .....Charlotte selected **Michael Holton** in expansion draft.

## 1989

- Feb. 23** .....Traded **Kiki Vandeweghe** to New York in exchange for a 1989 1st round draft choice (**Byron Irvin**).  
**June 15** .....Minnesota selected **Steve Johnson** in expansion draft.  
**June 24** .....Traded **Sam Bowie** and its own 1989 1st round draft choice (Mookie Blaylock) to New Jersey for **Buck Williams**.  
**Oct. 17** .....Traded **Richard Anderson** to Charlotte in exchange for **Robert Reid**.

## 1990

- Aug. 1** .....Traded **Byron Irvin**, Portland's 1991 1st round draft choice (Pete Chilcutt), Chicago's 1992 2nd round draft choice (Brett Roberts), and cash to Sacramento for **Danny Ainge**.

## 1991

- Jan. 23** .....Acquired **Walter Davis** from Denver in exchange for New Jersey's 1992 1st round draft choice (Bryant Stith), received in exchange for **Drazen Petrovic** in a three-team transaction.  
**June 26** .....Acquired draft rights to **Lamont Strothers** from Golden State for Portland's 1995 (Tyrus Edney by Sacramento) and 1999 2nd round draft picks.

## 1992

- July 1** .....Traded **Alaa Abdelnaby** to Milwaukee for the draft rights to **Tracy Murray**.

## 1993

- June 24** .....Traded **Kevin Duckworth** to Washington for **Harvey Grant**.  
**Aug. 2** .....Traded **Mario Elie** to Houston for a 1995 2nd round draft choice (choice traded to Detroit).

## 1995

- Feb. 14** .....Traded **Clyde Drexler** and **Tracy Murray** to Houston for **Otis Thorpe**, draft rights to Marcelo Nicola and Houston' 1995 1st round draft choice (choice traded to Detroit)  
**June 26** .....Traded two 1995 1st round selections (**Theo Ratliff** and **Randolph Childress**) and a 2nd round pick (Don Reid) for Detroit's 1995 1st round draft selection (Shawn Respert).  
**June 28** .....Traded the rights to Shawn Respert, Portland's 1995 1st round selection to Milwaukee for the rights to Milwaukee's 1995 1st round pick (**Gary Trent**) and a Milwaukee (from Charlotte) 1997 1st round pick.  
**Sept. 20** .....Traded **Otis Thorpe** to Detroit for **Randolph Childress** and Bill Curley.

## 1996

- June 27** .....Acquired the draft rights to Jason Sasser from Sacramento for future considerations.  
**July 15** .....Traded **Rod Strickland** and **Harvey Grant** to Washington for **Rasheed Wallace** and **Mitchell Butler**  
**July 23** .....Traded **James Robinson**, Bill Curley and a 1997 1st round draft choice (Milwaukee's from Charlotte-- Paul Grant) to Minnesota for **Isaiah Rider**.

## 1997

- Jan. 24** .....Traded **Randolph Childress**, **Reggie Jordan** and **Aaron McKie** to Detroit for **Stacey Augmon**  
**Jan. 25** .....Traded the draft rights to Portland's 1st round selection, Chris Anstey, plus monetary considerations to Dallas for the rights to the Mavericks' 1st round draft pick, **Kelvin Cato**.  
**Jun. 25** .....Acquired the draft rights to C.J. Bruton from Vancouver for monetary considerations.  
**Oct. 10** .....Traded **Chris Dudley** to New York for a 1998 1st round draft pick.

## 1998

- Feb. 13** .....Traded **Kenny Anderson**, **Gary Trent** and **Alvin Williams**, its own 1998 1st round draft pick (Mirsad Turkan) and 2nd round draft pick (Tyson Wheeler) and New York's 1998 1st round pick (Bryce Drew) plus monetary considerations to Toronto for **Carlos Rogers**, **Damon Stoudamire** and **Walt Williams**.

## 1999

- Jan. 22** .....Acquired the draft rights to **Bonzi Wells** from Detroit for Portland's 1999 1st round pick (Choice traded to Atlanta, Jumaime Jones).  
**Aug. 2** .....Traded **Isaiah Rider** and **Jim Jackson** to Atlanta for **Steve Smith** and **Ed Gray**.  
**Oct. 2** .....Traded **Stacey Augmon**, **Kelvin Cato**, Ed Gray, **Carlos Rogers**, **Brian Shaw** and **Walt Williams** to Houston for **Scottie Pippen**.

## 2000

- Aug. 30** .....Sent **Brian Grant** to Miami and **Gary Grant** to Cleveland in a three-team, five-player trade that brought **Shawn Kemp** from Cleveland and sent **Chris Gatling** and **Clarence Weatherspoon** from Miami to Cleveland.  
**Aug. 31** .....Traded **Joe Kleine** and **Jermaine O'Neal** to Indiana for **Dale Davis**.

## 2001

- July 20** .....Traded **Greg Anthony** to Chicago for their second round draft pick in the 2002 NBA Draft (Jason Jennings).  
**July 25** .....Traded **Steve Smith** to San Antonio for **Derek Anderson** and **Steve Kerr**.  
**Oct. 10** .....Traded **Will Perdue** to Los Angeles Clippers for draft rights to Doren Sheffer.



# Trail Blazers Trade History

## 2002

Aug. 5 ..... Traded **Erick Barkley**, **Steve Kerr** and 2003 2nd round draft pick to San Antonio for **Antonio Daniels**, **Amal McCaskill** and **Charles Smith**.

## 2003

Dec. 3 ..... Traded **Bonzi Wells** to Memphis for **Wesley Person**, a 2004 conditional 1st round pick (**Sergei Monia**) and cash considerations.

## 2004

Jan. 21 ..... Traded **Ruben Boumtje-Boumtje** and **Jeff McInnis** to Cleveland for **Darius Miles**.

Feb. 9 ..... Traded **Wesley Person** and **Rasheed Wallace** to Atlanta for **Shareef Abdur-Rahim**, **Dan Dickau** and **Theo Ratliff**.

June 22 ..... Traded **Eddie Gill** and cash considerations to New Jersey for the draft rights to **Viktor Khryapa**.

July 20 ..... Traded **Dale Davis** and **Dan Dickau** to Golden State for **Nick Van Exel**.

## 2005

June 28 ..... Acquired 2005 NBA Draft's 6th pick (**Martell Webster**) and 27th pick (**Linas Kleiza**) and conditional 2006 1st round pick from Utah in exchange for 2005 3rd pick (**Deron Williams**).

June 28 ..... Traded draft rights for **Linas Kleiza** and 2005 2nd round pick (**Ricky Sanchez**) to Denver for draft rights to **Jarrett Jack** (1st round).

Aug. 2 ..... Traded **Shareef Abdur-Rahim** to New Jersey for a conditional 2006 1st round pick (Trade recinded Aug. 9, by Nets. **Abdur-Rahim** becomes free agent).

## 2006

Feb. 23 ..... Acquired **Voshon Lenard** from Denver and **Brian Skinner** from Sacramento in a four-team, nine-player deal that sent **Ruben Patterson** and **Charles Smith** to Denver and **Sergei Monia** to Sacramento.

June 28 ..... Acquired the draft rights to **LaMarcus Aldridge** and a future second-round pick from Chicago for **Viktor Khryapa** and the draft rights to **Tyrus Thomas**.

June 28 ..... Traded **Sebastian Telfair**, **Theo Ratliff** and a 2008 second-round pick to Boston for **Raef LaFrentz**, **Dan Dickau** and draft rights to **Randy Foye**.

June 28 ..... Traded draft rights to **Randy Foye** to Minnesota in exchange for the draft rights to **Brandon Roy**.

June 28 ..... Acquired the draft rights to **Sergio Rodriguez** from Phoenix for cash considerations.

June 28 ..... Traded the draft rights to **James White** to Indiana for the draft rights to **Alexander Johnson** and two future second round picks.

June 28 ..... Traded the draft rights to **Alexander Johnson** to Memphis for a future second round pick.

July 31 ..... Acquired **Jamaal Magloire** from Milwaukee for **Steve Blake**, **Ha Seung-Jin** and **Brian Skinner**.

## 2007

Feb. 22 ..... Acquired **Freddy Jones** and future considerations from Toronto in exchange for **Juan Dixon**.

June 28 ..... Acquired the draft rights to **Petteri Koponen** from Philadelphia in exchange for cash considerations and the draft rights to **Derrick Byars**.

June 28 ..... Traded **Zach Randolph**, **Freddy Jones**, **Dan Dickau** and **Demetris Nichols'** draft rights to New York in exchange for **Channing Frye**, **Steve Francis** and the Knicks' second-round pick in 2008.

July 11 ..... Acquired **James Jones** and the draft rights to **Rudy Fernandez** from Phoenix in exchange for cash considerations.

## 2008

Feb. 21 ..... Acquired **Von Wafer** from Denver in exchange for **Taurean Green**.

June 26 ..... Acquired the draft rights to **Darrell Arthur** from New Orleans for cash considerations.

June 26 ..... Acquired the draft rights to **Nicolas Batum** from Houston in exchange for the draft rights to **Darrell Arthur** and **Joey Dorsey**.

June 26 ..... Sent the draft rights to **Omer Asik** to Chicago in exchange for three second round draft picks from Chicago and Denver.

June 26 ..... Sent the draft rights to **Mike Taylor** to the L.A. Clippers in exchange for a 2009 second round draft pick.

July 9 ..... Acquired **Ike Diogu** and the draft rights to **Jerryd Bayless** in exchange for **Jarrett Jack**, **Josh McRoberts**, the draft rights to **Brandon Rush** and cash considerations.

## 2009

Feb. 18 ..... Acquired **Michael Ruffin** in exchange for **Ike Diogu** as part of a three-team trade involving Chicago and Sacramento.

June 24 ..... Acquired the 22nd overall selection (**Victor Claver**) in the 2009 NBA Draft from the Dallas Mavericks in exchange for the 24th pick (**B.J. Mullens**), 56th pick (**Ahmad Nivins**) and a second-round pick in 2010.

June 25 ..... Acquired the draft rights to **Jeff Pendergraph** in exchange for **Sergio Rodriguez**, the draft rights to **Jon Brockman** and cash considerations.

## 2010

Feb. 16 ..... Acquired **Marcus Camby** from the L.A. Clippers in exchange for **Steve Blake**, **Travis Outlaw** and cash considerations.

June 21 ..... Acquired the 34th overall selection (**Armon Johnson**) in the 2010 NBA Draft from the Golden State Warriors in exchange for the 44th overall pick (**Jerome Jordan**) and cash considerations.

June 24 ..... Acquired **Ryan Gomes** and the draft rights to **Luke Babbitt** from the Minnesota Timberwolves in exchange for **Martell Webster**.

Oct. 23 ..... Acquired a conditional, future first round pick from New Orleans in exchange for **Jerryd Bayless**.

## 2011

Feb. 24 ..... Acquired **Gerald Wallace** from Charlotte in exchange for **Joel Przybilla**, **Dante Cunningham**, **Sean Marks** and two conditional first round picks.

June 23 ..... Acquired **Raymond Felton** from Denver in exchange for **Andre Miller**, with **Rudy Fernandez** and the NBA rights to **Petteri Koponen** going to Dallas as part of a three-team trade.





# Trail Blazers in the NBA Draft

Current Trail Blazers in bold.

\*Indicates played for Portland.

Number in parentheses chronological order of selection.

**Round**      **Player**                      **From**

## 2011

1. **Nolan Smith (21)**..... **Duke**
2. Jon Diebler (51)..... Ohio State

## 2010

1. **Elliot Williams (22)**..... **Memphis**
2. **\*Armon Johnson (34)**..... **Nevada**

## 2009

1. Victor Claver (22)..... Spain
2. \*Dante Cunningham (33) .. Villanova
2. Jon Brockman (38)..... Washington
2. \*Patrick Mills (55) ..... St. Mary's

## 2008

1. Brandon Rush (13)..... Kansas
2. Joey Dorsey (33)..... Memphis
2. Omer Asik (36)..... Turkey
2. Mike Taylor (55)..... Idaho (D-League)

## 2007

1. **\*Greg Oden (1)**..... **Ohio State**
2. \*Josh McRoberts (37) ..... Duke
2. Derrick Byars (42) ..... Vanderbilt
2. \*Taurean Green (52) ..... Florida
2. Demetris Nichols (53)..... Syracuse

## 2006

1. Tyrus Thomas (4) ..... LSU
1. Joel Freeland (30) ..... England
2. James White (31) ..... Cincinnati

## 2005

1. \*Martell Webster (6) ..... Seattle Prep (WA)
1. Linas Kleiza (27) ..... Missouri
2. Ricky Sanchez (35)..... IMG Academy

## 2004

1. \*Sebastian Telfair (13) ..... A. Lincoln HS (NY)
1. \*Sergei Monia (23) ..... Russia
2. \*Ha Seung-Jin (46)..... South Korea

## 2003

1. \*Travis Outlaw (23)..... Starkville HS (MS)
2. Nedžad Sinanovic (54)..... Bosnia-Herzegovina

## 2002

1. \*Qyntel Woods (21)..... NE Mississippi CC
2. Jason Jennings (43)..... Arkansas State
2. Frederico Kammerichs (51) .. Argentina

## 2001

1. \*Zach Randolph (18)..... Michigan State
2. \*Ruben Boumtje-Boumtje (50) .Georgetown

## 2000

1. \*Erick Barkley (28) ..... St. John's
2. No selection - traded

## 1999

1. No selection - traded
2. No selection - traded

## 1998

1. No selection - traded
2. No selection - traded

## 1997

1. Chris Anstey (18) ..... Australia
2. \*Alvin Williams (48) ..... Villanova

## 1996

1. \*Jermaine O'Neal (17)..... Eau Claire HS (SC)
2. \*Marcus Brown (46)..... Murray State

## 1995

1. Shawn Respert (8) ..... Michigan State
2. No selection - traded

## 1994

1. \*Aaron McKie (17) ..... Temple
2. Shawnelle Scott (43) ..... St. John's

## 1993

1. \*James Robinson (21)..... Alabama
2. \*Kevin Thompson (48) ..... North Carolina St.

## 1992

1. \*Dave Johnson (26)..... Syracuse
2. \*Reggie Smith (31) ..... Texas Christian

## 1991

1. No selection - traded
2. Marcus Kennedy (54) ..... Eastern Michigan

## 1990

1. \*Alaa Abdelnaby (25) ..... Duke
2. No selection - traded

## 1989

1. \*Byron Irvin (22) ..... Missouri
2. \*Clifford Robinson (36) ..... Connecticut

## 1988

1. \*Mark Bryant (21) ..... Seton Hall
2. \*Rolando Ferreira (26)..... Houston
3. Anthony Mason (53) ..... Tennessee State
3. \*Craig Neal (71)..... Georgia Tech

## 1987

1. \*Ronnie Murphy (17) ..... Jacksonville
2. Lester Fonville (29)..... Jackson State
2. \*Nikita Wilson (30) ..... Louisiana State
3. \*Kevin Gamble (63) ..... Iowa
4. Pee Wee Barber (86)..... Florida State
5. David Moss (109) ..... Tulsa
6. Bernard Jackson (132) ..... Loyola (Chicago)
7. Kenny Stone (155)..... George Fox

## 1986

1. \*Walter Berry (14)..... St. John's
1. \*Arvydas Sabonis (24)..... Lithuania
2. Panagiotis Fasoulas (37) .... North Carolina St.
3. Juden Smith (49) ..... Texas-El Paso
3. \*Drazen Petrovic (60) ..... Croatia
4. David Shaffer (83) ..... Florida State
5. Jerry Adams (106)..... Oregon
6. Tony Hampton (129)..... Montana State
7. Randy Schiff (152)..... Linfield

## 1985

1. \*Terry Porter (24)..... Wisc.-Stevens Pt.
2. Mike Smrek (25) ..... Canisius
2. George Montgomery (39) .... Illinois
3. \*Perry Young (61)..... Virginia Tech
4. Joe Atkinson (85) ..... Oklahoma State
5. James Anderson (107) ..... Union KY
6. Curtis Moore (131) ..... Nebraska
7. Mark Owen (153)..... College of Idaho



# Trail Blazers in the NBA Draft

## 1984

- \*Sam Bowie (2) ..... Kentucky
- \*Bernard Thompson (19)..... Fresno State
- Victor Fleming (26) ..... Xavier-Ohio
- \*Steve Colter (33) ..... New Mexico State
- \*Jerome Kersey (46) ..... Longwood
- Tim Kearney (65) ..... West Virginia
- Brett Applegate (88) ..... Brigham Young
- Mike Whitemarsh (111) ..... San Diego
- Lance Ball (134) ..... Western Oregon
- Victor Anger (157) ..... Pepperdine
- Steve Flint (180) ..... Calif.-San Diego
- Dennis Black (202) ..... Portland
- Randy Dunn (224) ..... George Fox

## 1983

- \*Clyde Drexler (14) ..... Houston
- Granville Waiters (39) ..... Ohio State
- \*Tom Piotrowski (62) ..... LaSalle
- Tim Dunham (85) ..... Chaminade
- Gary Monroe (108) ..... Wright State
- Derrick Pope (131) ..... Montana
- Paul Little (154) ..... Pennsylvania
- Frank Smith (177) ..... Arizona
- Phil Hopson (199) ..... Idaho
- Russ Christiansen (220)..... Eastern Oregon

## 1982

- \*Lafayette Lever (11) ..... Arizona State
- \*Linton Townes (33) ..... James Madison
- \*Audie Norris (37) ..... Jackson State
- Phillip Lockett (66) ..... Alabama
- Eric Smith (79) ..... Georgetown
- Cherokee Rhone (103) ..... Centenary
- Leo Cunningham (125) ..... Utah State
- Terry Long (149) ..... Lamar
- Dave Porter (171) ..... Western Oregon
- Mark Dearborn (195) ..... St. Joseph's
- Grant Taylor (215) ..... California-Irvine

## 1981

- \*Jeff Lamp (15) ..... Virginia
- \*Darnell Valentine (16) ..... Kansas
- Brian Jackson (26) ..... Utah State
- Derek Holcomb (50) ..... Illinois
- \*Petur Gudmundsson (61) ..... Washington
- \*Peter Verhoeven (85) ..... Fresno State
- Herb Andrew (107) ..... South Alabama
- Roshern Amie (131) ..... Texas-El Paso
- Julius Wayne (153) ..... Texas-El Paso
- John Smith (176) ..... St. Joseph's
- Sid Williams (196) ..... San Jose State
- Steve Cochran (217) ..... Lewis & Clark

## 1980

- Ron Lester (10) ..... Iowa
- David Lawrence (32) ..... McNeese State
- Bruce Collins (33) ..... Weber State
- \*Michael Harper (56) ..... North Park
- Kelvin Henderson (79) ..... St. Louis
- Larry Belin (102) ..... New Mexico
- Perry Mirkovich (125) ..... Lethbridge (Canada)
- Greg Sims (148) ..... UCLA
- John Stroeder (168) ..... Montana
- Rick Boucher (188) ..... Maine
- Dave Kufeld (205) ..... Yeshiva

## 1979

- \*Jim Paxson (12) ..... Dayton
- Andy Fields (40) ..... Cheyney State
- Mickey Fox (56) ..... St. Mary's (Can.)
- Darryl Robinson (78) ..... Appalachian St.NC
- Matt White (100) ..... Pennsylvania
- Ray Ellis (120) ..... Pepperdine
- Jeff Tropic (140) ..... Central Michigan
- Willie Pounds (159) ..... Chaminade
- Stan Eckwood (177) ..... Harding
- Kelvin Small (195) ..... Oregon

## 1978

- \*Mychal Thompson (1) ..... Minnesota
- \*Ron Brewer (7) ..... Arkansas
- Keith Herron (24) ..... Villanova
- \*Clemon Johnson (44) ..... Florida A&M
- Sterling Edmunds (66) ..... Dartmouth
- No selection - traded
- Clay Johnson (110) ..... Missouri
- Tim Evans (131) ..... Puget Sound
- Walter Reason (152) ..... Pacific OR
- Mark Wickman (170) ..... Linfield
- Paul Cozens (186) ..... George Fox
- Tim Warkentin (202) ..... Biola

## 1977

- Rich Laurel (19) ..... Hofstra
- \*Kim Anderson (28) ..... Missouri
- \*T.R. Dunn (41) ..... Alabama
- Rickey Brown (63) ..... Alabama
- Gary White (85) ..... USC
- Donn Wilber (107) ..... LaSalle
- Myron Jordan (128) ..... Pacific CA
- Don Smith (148) ..... Oregon State
- Harold Rhodes (167) ..... Washington State

## 1976

- \*Wally Walker (5) ..... Virginia
- Major Jones (20) ..... Albany State
- \*Johnny Davis (22) ..... Dayton
- Jeff Tyson (39) ..... Western Michigan
- David Everett (56) ..... Grand Canyon
- Gary Redding (73) ..... Auburn
- No selection - traded
- Al DeWitt (109) ..... Weber State
- Brant Gibbler (127) ..... Puget Sound
- Rob Torresdal (145) ..... Linfield
- Marcus Leite (163) ..... Pepperdine

## 1975

- \*Lionel Hollins (6) ..... Arizona State
- \*Bob Gross (25) ..... Long Beach State
- Tom Roy (42) ..... Maryland
- Gus Gerard (50) ..... Virginia
- Phil Hicks (61) ..... Tulane
- Maurice Presley (78) ..... Houston
- Gerald Willett (97) ..... Oregon
- Steve Fields (114) ..... Miami OH
- Charlie Neal (133) ..... Oregon State
- Quentin Braxton (149) ..... Portland
- Tyree Foster (166) ..... Portland State

## 1974

- \*Bill Walton (1) ..... UCLA
- Jan Van Breda Kolff (20) ..... Vanderbilt
- \*Phil Lumpkin (34) ..... Miami OH
- Rubin Collins (36) ..... Maryland-East Shore
- No selection - traded
- Mickey Johnson (56) ..... Aurora
- Bernard Hardin (74) ..... New Mexico
- \*Dan Anderson (92) ..... USC
- Doug Richards (110) ..... Brigham Young
- Eldridge Broussard (128) ..... Pacific OR
- Lee Haven (146) ..... Colorado
- Ron Jones (163) ..... Oregon State



# Trail Blazers in the NBA Draft

## 1973

1. Barry Parkhill (15)..... Virginia
2. No selection - traded
3. No selection - traded
4. William Averitt (55)..... Pepperdine
5. Fran Costello (71)..... Providence
6. Neal Jurgenson (89)..... Oregon State
7. Larry Hollifield (105)..... UCLA
8. Lindell Reason (123)..... Eastern Michigan
9. Mike Contreras (139)..... Arizona State
10. Sam Whitehead (154)..... Oregon State
11. Ed Payne (167)..... Wake Forest
12. Rick Holdt (177)..... North Carolina St.

## 1972

1. \*LaRue Martin (1)..... Loyola (Chicago)
2. \*Bob Davis (14)..... Weber State
2. \*Dave Twardzik (26)..... Old Dominion
2. \*Ollie Johnson (30)..... Temple
2. \*Lloyd Neal (31)..... Tennessee State
4. Gary Stewart (48)..... Canisius
5. Mike Reid (64)..... Calif.-Riverside
6. Joe Gaines (81)..... Belmont TN
7. Bob Lynn (98)..... Long Beach State
8. Reuben Vance (114)..... Kent State
9. Scott McCandlish (130)..... Virginia
10. Kresimir Cosic (144)..... Brigham Young
11. Jimmy Wilkins (157)..... San Diego State
13. Larry Morris (175)..... Tulsa
14. Paul Kelley (181)..... Shaw
15. Rich Haubegger (188)..... Wake Forest
16. Mose Adolph (193)..... Los Angeles State

## 1971

1. \*Sidney Wicks (2)..... UCLA
2. \*Charles Yelverton (25)..... Fordham
2. Rick Fisher (27)..... Colorado State
3. \*Larry Steele (37)..... Kentucky
3. \*Bill Smith (42)..... Syracuse
4. Bobby Fields (54)..... LaSalle
5. Hector Blondet (71)..... Murray State
6. Jim Day (88)..... Morehead State
7. Gene Knolle (105)..... Texas Tech
8. John Sutter (122)..... Tulane
9. Gene Kennedy (139)..... Texas Christian
10. Greg Starrick (155)..... Southern Illinois
11. Howard Buford (171)..... Gonzaga
12. Don Sechler (185)..... Delaware Valley

## 1970

1. \*Geoff Petrie (8)..... Princeton
2. \*Walt Glimore (25)..... Ft. Valley State
3. Bill Cain (42)..... Iowa State
4. Jim Penix (59)..... Bowling Green
5. \*Ron Knight (76)..... Los Angeles State
6. George Janky (93)..... Dayton
7. \*Claude English (110)..... Rhode Island
8. Doug Boyd (127)..... Texas Christian
9. Bill Gaskins (144)..... Oregon
10. Israel Oliver (161)..... Elizabeth City St.
11. Don McClemore (176)..... Bowling Green
12. Paul Adams (188)..... Central Washington
13. Alex Boyd (199)..... Nevada-Reno
14. Frank Lotheridge (208)..... Pan American
15. John Canady (218)..... Miami FL
16. Doug Williams (226)..... St. Mary's CA
18. Bruce Butchko (235)..... Southern Illinois
19. Mark Gabriel (243)..... Hanover

# Trail Blazers in 1970 Expansion Draft

Rick Adelman ..... San Diego Rockets  
 Jerry Chambers ..... Phoenix Suns  
 LeRoy Ellis ..... Baltimore Bullets  
 Fred Hetzel ..... Philadelphia 76ers  
 Joe Kennedy ..... Seattle SuperSonics  
 Ed Manning ..... Chicago Bulls

Stan McKenzie ..... Phoenix Suns  
 Dorie Murrey ..... Seattle SuperSonics  
 Pat Riley ..... San Diego Rockets  
 Dale Schlueter ..... San Francisco Warriors  
 Larry Siegfried ..... Boston Celtics

HISTORY

# Coin Flips for 1st Round Draft Choices

YEAR	TEAMS	COIN CALL	RESULT	FIRST PICK	SECOND PICK
1966	New York-Detroit	Detroit-Tails	Heads	Cazzie Russell	Dave Bing
1967	Baltimore-Detroit	Baltimore-Tails	Heads	Jimmy Walker	Earl Monroe
1968	Baltimore-San Diego	San Diego-Heads	Heads	Elvin Hayes	Wes Unseld
1969	Milwaukee-Phoenix	Phoenix-Heads	Tails	Low Alcindor	Neal Walk
1970	Detroit-San Diego	San Diego-Heads	Tails	Bob Lanier	Rudy Tomjanovich
1971	* Cleveland-Portland	Portland-Heads	Tails	Austin Carr	Sidney Wicks
1972	Buffalo-Portland	Portland-Tails	Tails	LaRue Martin	Bob McAdoo
1973	** Philadelphia-Portland	Philadelphia-Tails	Tails	Doug Collins	Jim Brewer-Cleveland
1974	Philadelphia-Portland	Philadelphia-Heads	Tails	Bill Walton	Marvin Barnes
1975	Atlanta-Los Angeles	Atlanta-Tails	Tails	David Thompson	David Meyers
1976	Atlanta-Chicago	Atlanta-Heads	Heads	John Lucas-Houston	Scott May
1977	Kansas City-Milwaukee	Kansas City-Heads	Tails	Kent Benson	Otis Birdsong
1978	*** Kansas City-Indiana	Kansas City-Heads	Tails	Mychal Thompson-Port.	Phil Ford
1979	Los Angeles-Chicago	Chicago-Heads	Tails	Magic Johnson	David Greenwood
1980	Boston-Utah	Utah-Heads	Tails	Joe Barry Carroll-G.S.	Darrell Griffith
1981	Detroit-Dallas	Detroit-Heads	Tails	Mark Aguirre	Isiah Thomas
1982	Los Angeles-San Diego	Los Angeles-Heads	Heads	James Worthy	Terry Cummings
1983	Houston-Indiana	Houston-Heads	Heads	Ralph Sampson	Steve Stipanovich
1984	Houston-Portland	Portland-Tails	Heads	Hakeem Olajuwon	Sam Bowie

\* Portland paid Cleveland cash to not select Sidney Wicks with its first pick.

\*\* Portland traded second choice (Jim Brewer) to Cleveland in exchange for John Johnson, Rick Roberson and an exchange of draft choices.

\*\*\* Indiana trades its first choice (Mychal Thompson) to Portland for Johnny Davis and Portland's third choice (Rick Robey).

# SCHEDULE & RESULTS

# 1970-71 (29-53)

	Date	Opponent	Score	Record	Home	Road	Scoring Leader	Rebounding Leader
1.	10/16	Cleveland	115-112	W 1-0	1-0		31 Barnett	22 Ellis
2.	10/18	Boston	115-133	L 1-1	1-1		26 Barnett	14 Manning
3.	10/20	Cleveland	120-98	W 2-1	2-1		21 Ellis, Petrie	14 Manning
4.	10/23	@ Seattle	111-141	L 2-2		0-1	19 Petrie, McKenzie	8 Ellis
5.	10/24	@ San Francisco	115-118	L 2-3		0-2	38 Petrie	16 Ellis
6.	10/25	Chicago	116-131	L 2-4	2-2		26 Petrie	11 Ellis
7.	10/27	Buffalo	119-108	W 3-4	3-2		27 McKenzie	26 Ellis
8.	10/30	Seattle	104-115	L 3-5	3-3		20 Barnett	16 Ellis
9.	10/31	Buffalo	107-102	W 4-5	4-3		38 Barnett	11 Ellis
10.	11/3	Los Angeles	108-128	L 4-6	4-4		18 Barnett	14 Manning
11.	11/5	Baltimore	135-131	W 5-6	5-4		30 Barnett	12 Ellis
12.	11/6	San Francisco	103-110	L 5-7	5-5		23 Petrie	16 Ellis
13.	11/8	New York	113-125	L 5-8	5-6		40 Barnett	12 Ellis
14.	11/10	Cincinnati	121-138	L 5-9	5-7		23 Barnett	14 Barnett
15.	11/11	@ Phoenix	100-114	L 5-10		0-3	27 Petrie	9 Ellis
16.	11/12	Cleveland	103-105	L 5-11	5-8		27 Barnett	12 Ellis
17.	11/14	Cleveland	126-116	W 6-11	6-8		29 Barnett	14 Ellis
18.	11/16	San Diego	118-136	L 6-12	6-9		24 Barnett	8 Halimon
19.	11/17	Buffalo	101-102	L 6-13	6-10		24 Petrie	19 Ellis
20.	11/18	Atlanta	146-131	W 7-13	7-10		34 Barnett	16 Ellis
21.	11/21	(n) Buffalo @Seattle	112-108	W 8-13	8-11		28 Ellis, Halimon	19 Ellis
22.	11/22	Milwaukee	104-126	L 8-14	8-11		17 McKenzie	12 Ellis
23.	11/24	@ Baltimore	104-156	L 8-15		0-4	22 Petrie	9 Halimon
24.	11/25	@ Boston	115-122	L 8-16		0-5	28 Petrie	11 Ellis
25.	11/27	@ Cleveland	111-102	W 9-16		1-5	20 Barnett	9 Ellis, Halimon
26.	11/28	@ Buffalo	95-111	L 9-17		1-6	23 Halimon	14 Schlueter
27.	11/29	@ Milwaukee	111-124	L 9-18		1-7	27 Petrie	25 Ellis
28.	12/1	San Diego	114-120	L 9-19	8-12		27 Barnett	17 Ellis
29.	12/4	Phoenix	121-126	L 9-20	8-13		33 Petrie	12 Schlueter
30.	12/6	@ Los Angeles	120-131	L 9-21		1-8	29 Ellis	17 Ellis
31.	12/8	@ New York	121-139	L 9-22		1-9	30 Petrie	21 Ellis
32.	12/9	@ Cleveland	109-102	W 10-22		2-9	25 Petrie, Barnett	9 Ellis, Schlueter
33.	12/11	@ Buffalo	120-105	W 11-22		3-9	25 Petrie	14 Ellis
34.	12/12	@ Atlanta	101-107	L 11-23		3-10	33 Barnett	9 Schlueter, Gregor
35.	12/15	Detroit	103-111	L 11-24	8-14		20 Barnett	17 Ellis
36.	12/18	(n) S.F. @ San Diego	118-122	L 11-25		3-11	23 Petrie	13 Ellis
37.	12/19	(n) S.D. @ Oakland	108-118	L 11-26		3-12	25 Ellis	10 Ellis
38.	12/20	Philadelphia	132-134 (ot)	L 11-27	8-15		31 Barnett	13 Barnett
39.	12/26	@ Phoenix	103-115	L 11-28		3-13	32 Petrie	11 Schlueter
40.	12/27	Boston	135-123	W 12-28	9-15		31 Petrie	15 Ellis
41.	1/1	@ Seattle	118-121	L 12-29		3-14	40 Petrie	9 Ellis, Schlueter
42.	1/2	Chicago	113-136	L 12-30	9-16		32 Petrie	11 Schlueter
43.	1/4	@ Cleveland	119-106	W 13-30		4-14	39 Petrie	13 Schlueter
44.	1/5	(n) Boston @ Phila.	124-120	W 14-30		5-14	28 Petrie	17 Schlueter
45.	1/6	@ Cincinnati	128-133 (ot)	L 14-31		5-15	32 Petrie	21 Schlueter
46.	1/8	@ Chicago	113-105	W 15-31		6-15	27 Petrie	11 Schlueter
47.	1/9	New York	114-96	W 16-31	10-16		32 Barnett	12 Ellis
48.	1/14	@ Buffalo	113-119	L 16-32		6-16	23 Petrie	15 Ellis
49.	1/19	@ Chicago	111-123	L 16-33		6-17	27 Ellis	10 Ellis
50.	1/20	@ Buffalo	106-126	L 16-34		6-18	35 Barnett	10 Schlueter
51.	1/22	@ Detroit	123-112	W 17-34		7-18	28 Petrie	13 Gregor
52.	1/23	@ Milwaukee	117-142	L 17-35		7-19	20 Schlueter	13 Schlueter
53.	1/24	@ Buffalo	111-123	L 17-36		7-20	28 Petrie	9 Gregor
54.	1/27	@ Cleveland	104-118	L 17-37		7-21	29 Petrie	13 Manning
55.	1/29	Phoenix	122-131	L 17-38	10-17		27 Barnett	17 Ellis
56.	1/31	@ Los Angeles	120-133	L 17-39		7-22	24 Barnett, Ellis	10 Gregor
57.	2/2	Milwaukee	123-111	W 18-39	11-17		27 Barnett	11 Gregor
58.	2/4	Atlanta	137-123	W 19-39	12-17		27 Ellis	17 Ellis
59.	2/5	San Francisco	123-117	W 20-39	13-17		25 Petrie	20 Ellis, Gregor
60.	2/7	Cleveland	112-103	W 21-39	14-17		24 Petrie	13 Halimon
61.	2/12	Seattle	137-125	W 22-39	15-17		43 Petrie	10 Ellis, Gregor
62.	2/16	Cincinnati (Eugene)	102-109	L 22-40	15-18		31 Petrie	16 Ellis
63.	2/17	@ Seattle	126-130	L 22-41		8-23	26 Petrie	13 Schlueter
64.	2/18	Los Angeles	114-136	L 22-42	15-19		36 Petrie	11 Ellis
65.	2/20	Philadelphia	105-118	L 22-43	15-20		33 Ellis	20 Ellis
66.	2/21	Cleveland	123-105	W 23-43	16-20		38 Petrie	11 Adelman
67.	2/23	@ Philadelphia	113-119	L 23-44		7-24	43 Petrie	13 Ellis
68.	2/24	@ Atlanta	107-118	L 23-45		7-25	26 Barnett	15 Schlueter
69.	2/26	@ Baltimore	97-114	L 23-46		7-26	28 Petrie	16 Schlueter
70.	2/27	@ New York	102-113	L 23-47		7-27	25 Petrie	11 Schlueter, Gregor
71.	3/2	@ Detroit	122-128	L 23-48		7-28	41 Petrie	12 Schlueter
72.	3/3	(n) Phila. @ Boston	104-120	L 23-49		7-29	19 Barnett	10 Ellis
73.	3/5	@ Cincinnati @ Omaha	111-117	L 23-50		7-30	25 Petrie	16 Gregor
74.	3/7	@ San Diego	121-135	L 23-51		7-31	40 Petrie	11 Ellis, Schlueter
75.	3/8	Buffalo	98-114	L 23-52	16-21		20 Petrie	9 Ellis, Schlueter
76.	3/11	Baltimore	136-118	W 24-52	17-21		30 Petrie	14 Gregor
77.	3/12	Detroit	129-133	L 24-53	17-22		33 Petrie	17 Ellis
78.	3/14	Buffalo	122-112	W 25-53	18-22		21 Petrie	17 Schlueter
79.	3/19	Seattle	135-128	W 26-53	*19-22		46 Petrie	18 Ellis
80.	3/20	@ Buffalo	132-129	W 27-53		8-31	31 Petrie	15 Ellis
81.	3/21	@ Cleveland	113-110	W 28-53		9-31	23 Petrie	12 Knight
82.	3/23	@ Cleveland	114-112	W 29-53		**10-31	37 Petrie	18 Ellis

(n) Neutral site \*Includes 1-0 record at neutral sites. \*\*Includes 1-3 record at neutral sites.



# SCHEDULE & RESULTS

# 1971-72 (18-64)

	Date	Opponent	Score	Record	Home	Road	Scoring Leader	Rebounding Leader
1.	10/15	Seattle	88-119	L 0-1	0-1		22 McKenzie	12 Schlueter
2.	10/17	Milwaukee	94-127	L 0-2	0-2		23 Wicks	9 Wicks
3.	10/19	Detroit	99-101	L 0-3	0-3		25 McKenzie	11 Wicks
4.	10/23	Cincinnati	104-100	W 1-3	1-3		34 Wicks	15 Wicks
5.	10/26	Chicago	111-123	L 1-4	1-4		24 Wicks	15 Wicks
6.	10/29	Buffalo	119-120	L 1-5	1-5		28 Wicks	10 Smith
7.	11/4	@ Houston	112-110	W 2-5		1-0	31 Wicks	11 Wicks
8.	11/6	@ Boston	109-124	L 2-6		1-1	25 Wicks	13 Schlueter
9.	11/7	@ Cleveland	99-120	L 2-7		1-2	13 McCarter	11 Smith
10.	11/9	@ Buffalo	100-109	L 2-8		1-3	34 Wicks	12 Wicks
11.	11/10	@ Detroit	122-139	L 2-9		1-4	31 Wicks	8 Wicks, Gregor
12.	11/12	Cleveland	104-106	L 2-10	1-6		18 Schlueter	13 Schlueter
13.	11/13	Los Angeles	108-130	L 2-11	1-7		33 Wicks	12 Smith
14.	11/16	Milwaukee	105-125	L 2-12	1-8		20 Wicks	13 Smith
15.	11/18	@ Golden State	105-115	L 2-13		1-5	29 Wicks	10 Wicks, Yelverton
16.	11/19	Cleveland	118-105	W 3-13	2-8		31 McKenzie	15 Wicks
17.	11/20	Seattle	100-104	L 3-14	2-9		27 Wicks	9 Smith
18.	11/23	@ Chicago	94-130	L 3-15		1-6	23 Wicks	9 Smith, Wicks
19.	11/24	@ Cincinnati	112-114	L 3-16		1-7	29 McKenzie	17 Wicks
20.	11/26	@ Milwaukee	105-120	L 3-17		1-8	30 Wicks	11 Wicks
21.	11/27	@ Philadelphia	93-116	L 3-18		1-9	22 Wicks	12 Schlueter
22.	11/30	Phoenix	111-121 (ot)	L 3-19	2-10		23 Wicks	16 Schlueter
23.	12/1	@ Phoenix	103-139	L 3-20		1-10	27 Wicks	10 Gregor
24.	12/3	Golden State	115-107	W 4-20	3-10		35 Petrie	16 Schlueter
25.	12/5	@ Los Angeles	107-123	L 4-21		1-11	20 Gregor	16 Wicks
26.	12/7	@ Detroit	131-130 (ot)	W 5-21		2-11	36 Petrie	16 Wicks, Schlueter
27.	12/8	@ Baltimore	97-115	L 5-22		2-12	24 Wicks	10 Schlueter
28.	12/10	@ Buffalo	101-100 (ot)	W 6-22		3-12	28 Petrie	14 Wicks
29.	12/11	@ New York	102-134	L 6-23		3-13	16 McCarter	11 Schlueter
30.	12/14	Los Angeles	114-129	L 6-24	3-11		31 Wicks	19 Schlueter
31.	12/17	Philadelphia	127-126	W 7-24	4-11		28 Gregor	12 Wicks
32.	12/18	@ Seattle	105-107	L 7-25		3-14	28 Wicks	17 Wicks
33.	12/19	Detroit	114-113	W 8-25	5-11		26 Wicks	17 Wicks
34.	12/21	Houston	119-132	L 8-26	5-12		24 Wicks, McKenzie	14 Gregor
35.	12/23	New York	117-120	L 8-27	5-13		27 McKenzie	12 Wicks
36.	12/25	Chicago	98-109	L 8-28	5-14		24 Wicks	19 Schlueter
37.	12/27	@ Atlanta	121-135	L 8-29		3-15	23 Petrie	15 Schlueter
38.	12/28	@ Cleveland	111-112	L 8-30		3-16	26 Petrie	11 Wicks
39.	12/29	@ Milwaukee	84-123	L 8-31		3-17	18 Schlueter	12 Schlueter
40.	12/30	@ Chicago	92-117	L 8-32		3-18	23 Wicks	14 Wicks
41.	1/2	Buffalo	108-90	W 9-32	6-14		30 Wicks	13 Gregor
42.	1/4	Atlanta	91-103	L 9-33	6-15		22 Wicks	16 Schlueter
43.	1/6	@ Golden State	115-119	L 9-34		3-19	29 Wicks	19 Wicks
44.	1/7	Boston	114-120	L 9-35	6-16		24 Petrie	15 Gregor
45.	1/8	Cleveland	125-102	W 10-35	7-16		22 Petrie	19 Wicks
46.	1/11	Baltimore	114-106	W 11-35	8-16		25 Petrie, Gregor	17 Schlueter
47.	1/14	@ Buffalo	102-100	W 12-35		4-19	28 Wicks	11 Schlueter
48.	1/15	@ Chicago	100-120	L 12-36		4-20	21 Petrie	9 Gregor
49.	1/16	@ Milwaukee	97-126	L 12-37		4-21	25 Wicks	16 Wicks
50.	1/21	@ Philadelphia	122-136	L 12-38		4-22	30 Wicks	20 Schlueter
51.	1/22	@ Baltimore	99-116	L 12-39		4-23	19 Wicks	10 Wicks
52.	1/23	@ Boston	105-115	L 12-40		4-24	25 Wicks	13 Wicks
53.	1/25	@ Houston	104-118	L 12-41		4-25	30 Wicks	16 Wicks
54.	1/28	Golden State	102-105	L 12-42	8-17		25 Wicks	25 Wicks
55.	1/30	@ Los Angeles	131-153	L 12-43		4-26	22 McKenzie	11 Schlueter
56.	2/1	Phoenix	117-129	L 12-44	8-18		25 Petrie	18 Schlueter
57.	2/4	Houston	114-113	W 13-44	9-18		30 Wicks	9 Schlueter, Gregor
58.	2/5	Phoenix	117-118 (ot)	L 13-45	9-19		32 Wicks	16 Wicks
59.	2/6	@ Phoenix	94-107	L 13-46		4-27	33 Petrie	17 Schlueter
60.	2/8	Cincinnati	104-100	W 14-46	10-19		30 Petrie	12 Schlueter
61.	2/11	Philadelphia	110-106	W 15-46	11-19		28 Wicks	7 Schlueter, Steele
62.	2/12	@ Seattle	97-125	L 15-47		4-28	21 Wicks	9 Imhoff
63.	2/13	Seattle	117-127 (ot)	L 15-48	11-20		32 Wicks	14 Schlueter
64.	2/15	Boston	104-111	L 15-49	11-21		30 Wicks	12 Schlueter
65.	2/18	@ Los Angeles	114-125	L 15-50		4-29	24 Adelman	11 Wicks
66.	2/19	Los Angeles	94-115	L 15-51	11-22		23 Wicks	22 Wicks
67.	2/20	@ Seattle	105-109	L 15-52		4-30	24 Wicks	15 Wicks
68.	2/22	@ New York	105-122	L 15-53		4-31	21 Wicks, Petrie	9 Schlueter
69.	2/23	@ Cincinnati	106-110	L 15-54		4-32	30 Wicks	13 Schlueter
70.	2/25	@ Cleveland	104-113	L 15-55		4-33	29 Petrie	12 Wicks
71.	2/27	@ Atlanta	110-113	L 15-56		4-34	32 Wicks	15 Schlueter
72.	2/29	Chicago	92-116	L 15-57	11-23		20 Wicks, Petrie	13 Wicks
73.	3/3	Baltimore	80-90	L 15-58	11-24		28 Wicks	20 Schlueter
74.	3/4	Atlanta	101-120	L 15-59	11-25		24 Wicks	12 Wicks
75.	3/7	Buffalo	98-94	W 16-59	12-25		24 Wicks	13 Schlueter
76.	3/9	(n) Houston @ Seattle	111-114	L 16-60	12-26		30 Wicks	14 Wicks
77.	3/14	Milwaukee	98-109	L 16-61	12-27		28 Wicks	8 Wicks
78.	3/16	@ Golden State	94-107	L 16-62		4-35	28 Wicks	16 Wicks
79.	3/17	Golden State	114-109	W 17-62	13-27		39 Petrie	23 Wicks
80.	3/18	New York	133-86	W 18-62	*14-27		30 Wicks	14 Schlueter
81.	3/21	@ Phoenix	128-160	L 18-63		4-36	31 Wicks	7 Wicks, Schlueter
82.	3/26	@ Houston	109-131	L 18-64		4-37	26 Petrie	16 Schlueter

(n) Neutral site game \*Includes 0-1 record at neutral site.

HISTORY

# SCHEDULE & RESULTS

# 1972-73 (21-61)

	Date	Opponent	Score	Record	Home	Road	Scoring Leader	Rebounding Leader
1.	10/13	Seattle	84-92	L	0-1	0-1	26 Wicks	15 Neal
2.	10/14	Phoenix	120-124	L	0-2	0-2	30 Petrie	14 Wicks
3.	10/17	Milwaukee	111-108	W	1-2	1-2	33 Wicks	14 Wicks
4.	10/20	@ Los Angeles	104-126	L	1-3		16 Adelman,Dischinger	13 Wicks
5.	10/21	Golden State	97-104	L	1-4	1-3	28 Wicks	17 Neal
6.	10/22	@ Seattle	119-120 (ot)	L	1-5		29 Petrie	14 Neal, O.Johnson
7.	10/24	Atlanta	110-118	L	1-6	1-4	31 Wicks	12 Neal
8.	10/27	Chicago	95-118	L	1-7	1-5	30 Petrie	11 Neal, Martin
9.	10/29	Detroit	111-119	L	1-8	1-6	31 Wicks	16 Wicks
10.	11/2	@ Golden State	104-118	L	1-9		30 Wicks	15 Wicks
11.	11/4	Los Angeles	120-134	L	1-10	1-7	26 Wicks, Petrie	16 Neal
12.	11/6	New York	95-111	L	1-11	1-8	21 Wicks	12 O.Johnson
13.	11/12	K.C.-Omaha	102-100	W	2-11	2-8	29 Neal	13 Wicks
14.	11/14	Cleveland	100-91	W	3-11	3-8	27 Wicks	18 Neal
15.	11/17	Golden State	105-97	W	4-11	4-8	25 Wicks, Petrie	16 Wicks
16.	11/18	Seattle	100-102	L	4-12	4-9	27 Wicks	17 Neal
17.	11/21	@ New York	80-108	L	4-13		0-4 17 O.Johnson	12 Neal, O.Johnson
18.	11/22	@ Boston	107-126	L	4-14		0-5 23 Wicks	15 Wicks
19.	11/25	@ Philadelphia	117-106	W	5-14		1-5 30 Wicks	20 Neal
20.	11/26	@ Cleveland	105-102	W	6-14		2-5 27 Petrie	13 Wicks
21.	11/28	@ Detroit	116-120	L	6-15		2-6 39 Petrie	10 Neal
22.	11/29	@ K.C.-Omaha	102-110	L	6-16		2-7 23 Petrie	15 Neal
23.	12/2	Atlanta	103-106	L	6-17	4-10	30 Petrie	15 Wicks
24.	12/5	@ Atlanta	121-122	L	6-18		2-8 39 Petrie	14 Neal
25.	12/6	@ Baltimore	102-115	L	6-19		2-9 36 Petrie	17 Neal
26.	12/8	@ Houston	108-114	L	6-20		2-10 34 Petrie	12 Neal
27.	12/9	@ Phoenix	97-116	L	6-21		2-11 20 C.Davis	16 Neal
28.	12/10	@ Los Angeles	101-137	L	6-22		2-12 18 Petrie	6 Neal,G.Smith,O.Johnson
29.	12/12	Milwaukee	94-115	L	6-23	4-11	17 C.Davis	11 Neal
30.	12/15	@ Seattle	96-95	W	7-23		3-12 29 Petrie	13 Neal, Wicks
31.	12/16	Boston	116-123	L	7-24	4-12	38 Petrie	10 Wicks
32.	12/18	@ K.C. Omaha	95-113	L	7-25		3-13 23 Wicks	11 Neal
33.	12/19	@ Chicago	109-100	W	8-25		4-13 31 Wicks	22 Wicks
34.	12/20	@ Milwaukee	104-123	L	8-26		4-14 32 Wicks	10 Wicks, Neal
35.	12/22	Chicago	97-127	L	8-27	4-13	24 Petrie	7 Wicks, G.Smith
36.	12/25	Seattle	116-113	W	9-27	5-13	38 Wicks	11 G.Smith
37.	12/26	@ Los Angeles	92-116	L	9-28		4-15 17 Wicks	17 Wicks
38.	12/29	@ Phoenix	99-106	L	9-29		4-16 32 Wicks	11 Wicks
39.	12/30	Phoenix	104-107	L	9-30	5-14	33 Wicks	13 Wicks, Martin
40.	1/2	K.C.-Omaha	104-87	W	10-30	6-14	23 Wicks	17 Neal
41.	1/4	@ Golden State	83-108	L	10-31		4-17 22 Wicks	15 Wicks
42.	1/5	Philadelphia	135-102	W	11-31	7-14	29 Petrie	22 Wicks
43.	1/7	Detroit	96-101	L	11-32	7-15	35 Petrie	18 Wicks
44.	1/9	Baltimore	93-105	L	11-33	7-16	30 Petrie	21 Neal
45.	1/12	@ Buffalo	100-120	L	11-34		4-18 25 Wicks	17 Neal
46.	1/15	@ Detroit	101-112	L	11-35		4-19 29 Wicks	14 Neal, Wicks
47.	1/16	@ Chicago	89-100	L	11-36		4-20 21 Petrie	12 Neal
48.	1/17	@ Boston	99-117	L	11-37		4-21 20 Petrie	14 Wicks
49.	1/19	@ Milwaukee	105-108	L	11-38		4-22 31 Wicks	16 Neal
50.	1/20	@ Houston	130-115	W	12-38		5-22 51 Petrie	15 Wicks
51.	1/26	Phoenix	116-120	L	12-39	7-17	33 Wicks	12 Wicks
52.	1/27	@ Phoenix	117-109	W	13-39		6-22 33 Petrie	13 Martin
53.	1/30	Houston	120-123	L	13-40	7-18	28 Wicks	12 Neal
54.	2/3	K.C.-Omaha	97-105	L	13-41	7-19	26 Wicks	15 Wicks
55.	2/6	Seattle	117-118	L	13-42	7-20	31 Wicks	13 Wicks
56.	2/8	@ Golden State	111-123	L	13-43		6-23 42 Petrie	15 Neal
57.	2/9	Philadelphia	116-105	W	14-43	8-20	33 Neal	13 Neal, Wicks
58.	2/11	Baltimore	97-102	L	14-44	8-21	30 Petrie	14 Neal
59.	2/13	Buffalo	120-100	W	15-44	9-21	25 Petrie	18 Neal
60.	2/16	Boston	105-112	L	15-45	9-22	31 Petrie	15 Neal
61.	2/17	Los Angeles	103-110	L	15-46	9-23	27 Petrie	22 Neal
62.	2/18	@ Phoenix	119-118	W	16-46		7-23 23 Petrie	12 Neal
63.	2/20	@ New York	106-110	L	16-47		7-24 31 Wicks	10 Neal
64.	2/23	@ Cleveland	102-121	L	16-48		7-25 22 Petrie	10 Wicks,Neal,Dischinger
65.	2/24	@ Baltimore	110-128	L	16-49		7-26 25 Wicks	10 Wicks
66.	2/25	@ Philadelphia	111-115	L	16-50		7-27 30 Wicks	12 Neal
67.	2/27	Chicago	110-125	L	16-51	9-24	26 Petrie	8 Wicks
68.	3/2	Cleveland	106-92	W	17-51	10-24	27 Wicks	18 Neal
69.	3/4	Detroit	109-113	L	17-52	10-25	24 Petrie, Neal	18 Neal
70.	3/6	Los Angeles	102-114	L	17-53	10-26	26 Wicks	17 Neal, Wicks
71.	3/8	@ Atlanta	129-135	L	17-54		7-28 22 Petrie	9 Neal
72.	3/9	@ Milwaukee	96-116	L	17-55		7-29 14 Wicks, Steele	11 G.Smith
73.	3/10	@ Buffalo	101-106	L	17-56		7-30 33 Wicks	11 Wicks, Neal
74.	3/13	Golden State	101-109	L	17-57	10-27	33 Petrie	16 Wicks
75.	3/16	Houston	141-128	W	18-57	11-27	51 Houston	9 Neal
76.	3/18	New York	99-96	W	19-57	12-27	34 Petrie	18 Wicks
77.	3/19	@ K.C.-Omaha	105-106	L	19-58		7-31 26 Wicks	11 Neal
78.	3/20	@ Chicago	109-123	L	19-59		7-32 32 Petrie	13 Neal
79.	3/21	@ Detroit	109-122	L	19-60		7-33 27 Wicks	9 Wicks
80.	3/23	@ Seattle	118-112	W	20-60		8-33 41 Petrie	20 Neal
81.	3/25	Buffalo	113-107 (ot)	W	21-60	13-27	49 Petrie	12 G.Smith
82.	3/26	Milwaukee	99-118	L	21-61	13-28	29 Petrie	10 G.Smith, Neal





# SCHEDULE & RESULTS

# 1973-74 (27-55)

	Date	Opponent	Score	Record	Home	Road	Scoring Leader	Rebounding Leader
1.	10/13	Capital	132-87	W 1-0	1-0		29 Petrie	17 Roberson
2.	10/19	K.C.-Omaha	111-99	W 2-0	2-0		25 Petrie	11 Wicks
3.	10/20	Seattle	123-108	W 3-0	3-0		32 Petrie	15 Neal
4.	10/23	@ Cleveland	96-103	L 3-1		0-1	22 Wicks	16 Neal
5.	10/24	@ Philadelphia	110-132	L 3-2		0-2	26 Petrie	12 Wicks
6.	10/26	Atlanta	127-110	W 4-2	4-0		30 Wicks	14 Wicks
7.	10/27	Detroit	98-111	L 4-3	4-1		37 Petrie	8 Neal
8.	10/28	@ Los Angeles	98-111	L 4-4		0-3	19 Neal, Layton	23 Neal
9.	10/30	Los Angeles	114-112	W 5-4	5-1		26 Petrie	15 Roberson
10.	11/3	New York	107-100	W 6-4	6-1		21 Neal, Wicks	13 Roberson
11.	11/9	Buffalo	122-108	W 7-4	7-1		31 Wicks	16 Roberson
12.	11/10	Chicago	104-106	L 7-5	7-2		27 Petrie	17 Roberson
13.	11/13	@ Milwaukee	100-108	L 7-6		0-4	23 Petrie	13 Roberson
14.	11/14	@ Detroit	111-108	W 8-6		1-4	36 Petrie	14 Roberson
15.	11/15	@ Atlanta	114-123	L 8-7		1-5	40 Petrie	12 J.Johnson
16.	11/17	@ Houston	96-87	W 9-7		2-5	23 Wicks	13 Wicks
17.	11/20	@ Chicago	101-106	L 9-8		2-6	29 Petrie	9 Roberson
18.	11/22	Seattle	131-125	W 10-8	8-2		43 Petrie	10 J.Johnson
19.	11/23	@ Seattle	106-127	L 10-9		2-7	16 Wicks	8 J.Johnson
20.	11/24	Los Angeles	108-125	L 10-10	8-3		27 Petrie	15 Wicks
21.	11/25	@ Los Angeles	109-137	L 10-11		2-8	23 Roberson	10 Neal
22.	11/29	@ Golden State	89-119	L 10-12		2-9	26 Wicks	10 Steele
23.	11/30	Phoenix	99-107	L 10-13	8-4		24 J.Johnson	12 J.Johnson
24.	12/1	Los Angeles	134-115	W 11-13	9-4		31 J.Johnson	14 Neal
25.	12/4	@ New York	100-113	L 11-14		2-10	28 Petrie	10 Roberson
26.	12/5	@ Buffalo	110-114	L 11-15		2-11	24 Wicks, Roberson	11 Roberson
27.	12/7	@ Milwaukee	86-116	L 11-16		2-12	21 Petrie	9 Neal
28.	12/8	@ Detroit	91-106	L 11-17		2-13	19 Steele	22 Wicks
29.	12/11	Capital	82-87	L 11-18	9-5		22 Wicks	19 Roberson
30.	12/13	@ Phoenix	119-108	W 12-18		3-13	25 Petrie	10 J.Johnson
31.	12/14	Golden State	109-101	W 13-18	10-5		25 Wicks	12 Roberson
32.	12/16	Milwaukee	98-121	L 13-19	10-6		26 J.Johnson	10 J.Johnson
33.	12/18	Phoenix	133-117	W 14-19	11-6		37 Petrie	15 Roberson
34.	12/21	Boston	120-124 (ot)	L 14-20	11-7		38 Petrie	12 J.Johnson, Wicks
35.	12/22	Philadelphia	110-105	W 15-20	12-7		26 Petrie	10 Wicks
36.	12/27	@ Golden State	118-117	W 16-20		4-13	31 Petrie	8 Roberson
37.	12/28	@ Seattle	93-110	L 16-21		4-14	25 Petrie	11 Wicks
38.	12/30	Chicago	99-92	W 17-21	13-7		24 J.Johnson	15 Roberson
39.	1/1	Buffalo	119-120	L 17-22	13-8		39 Petrie	14 Roberson
40.	1/4	Houston	113-119	L 17-23	13-9		32 J.Johnson	10 Roberson
41.	1/6	Golden State	106-105	W 18-23	14-9		26 Petrie, Wicks	14 Wicks
42.	1/8	K.C.-Omaha	129-110	W 19-23	15-9		27 Petrie, Wicks	15 Roberson
43.	1/13	@ K.C.-Omaha	99-103	L 19-24		4-15	23 Petrie	14 Wicks
44.	1/17	@ Atlanta	99-126	L 19-25		4-16	23 Wicks	11 Wicks
45.	1/19	@ Milwaukee	106-121	L 19-26		4-17	27 Wicks	7 Wicks
46.	1/20	@ Chicago	97-99	L 19-27		4-18	21 Wicks	8 Martin
47.	1/22	@ K.C.-Omaha	96-103	L 19-28		4-19	26 Wicks	10 Roberson
48.	1/23	@ Detroit	95-121	L 19-29		4-20	22 Verga	9 Wicks
49.	1/25	Cleveland	84-87	L 19-30	15-10		31 Wicks	14 Roberson
50.	1/29	Milwaukee	106-126	L 19-31	15-11		25 Wicks	14 Roberson
51.	1/31	@ Phoenix	100-112	L 19-32		4-21	38 Wicks	12 Wicks
52.	2/2	Seattle	102-97	W 20-32	16-11		26 Wicks	14 Wicks
53.	2/3	@ Los Angeles	91-124	L 20-33		4-22	24 Wicks	12 Wicks
54.	2/5	Detroit	102-104	L 20-34	16-12		27 Petrie	13 Roberson
55.	2/6	@ Seattle	94-107	L 20-35		4-23	28 Petrie	9 Roberson
56.	2/8	K.C.-Omaha	99-104	L 20-36	16-13		25 Wicks	14 Roberson
57.	2/10	Houston	106-112	L 20-37	16-14		27 J.Johnson	16 Roberson
58.	2/12	Phoenix	113-104	W 21-37	17-14		37 Roberson	10 Roberson
59.	2/15	Boston	104-106	L 21-38	17-15		27 Roberson, Fryer	16 Roberson
60.	2/16	Cleveland	101-106	L 21-39	17-16		22 Wicks	13 Wicks
61.	2/17	@ Phoenix	100-112	L 21-40		4-24	23 Wicks	11 Wicks
62.	2/19	@ New York	116-119 (ot)	L 21-41		4-25	34 Wicks	18 Roberson
63.	2/20	@ Capital	101-116	L 21-42		4-26	26 Wicks, Petrie	11 Wicks
64.	2/22	@ Chicago	100-117	L 21-43		4-27	22 Petrie	11 Wicks
65.	2/24	@ Houston	115-133	L 21-44		4-28	23 Petrie	7 Steele
66.	2/26	Philadelphia	110-118	L 21-45	17-17		32 Petrie	13 Roberson
67.	2/28	@ Golden State	109-129	L 21-46		4-29	32 Petrie	10 Roberson
68.	3/1	Chicago	95-91	W 22-46	18-17		33 Petrie	13 Neal
69.	3/3	Detroit	95-99	L 22-47	18-18		32 Petrie	12 Neal
70.	3/6	Los Angeles	107-102	W 23-47	19-18		28 Wicks	17 Neal
71.	3/9	@ Capital	103-106	L 23-48		4-30	22 Petrie	10 J.Johnson
72.	3/10	@ Buffalo	112-122	L 23-49		4-31	26 Petrie	12 Roberson
73.	3/12	@ Boston	93-110	L 23-50		4-32	32 J.Johnson	17 Roberson
74.	3/15	New York	107-105	W 24-50	20-18		29 Petrie	12 Wicks
75.	3/16	Atlanta	128-127	W 25-50	21-18		37 Petrie	10 Roberson
76.	3/18	@ K.C.-Omaha	105-114	L 25-51		4-33	31 Petrie	13 Roberson
77.	3/19	@ Cleveland	103-107	L 25-52	4-34		34 Petrie	12 J.Johnson
78.	3/20	@ Philadelphia	113-106	W 26-52	5-34		43 Petrie	13 J.Johnson
79.	3/22	@ Boston	118-126	L 26-53	5-35		23 Petrie	14 J.Johnson
80.	3/24	Milwaukee	110-120	L 26-54	21-19		26 Steele	10 Wicks
81.	3/26	@ Golden State	120-143	L 26-55		5-36	32 Petrie	13 J.Johnson
82.	3/27	Golden State	132-122	W 27-55	22-19		30 Wicks	13 Neal

HISTORY

# SCHEDULE & RESULTS

# 1974-75 (38-44)

	Date	Opponent	Score	Record	Home	Road	Scoring Leader	Rebounding Leader
1.	10/18	Cleveland	131-129 (4ot)	W 1-0	1-0		29 Wicks,J.Johnson	24 Walton
2.	10/19	Detroit	99-122	L 1-1	1-1		27 J.Johnson	13 Walton
3.	10/22	@ Golden State	107-106	W 2-1		1-0	27 Petrie	20 Walton
4.	10/23	@ Seattle	97-107	L 2-2		1-1	24 Petrie	17 Walton
5.	10/25	Golden State	97-99	L 2-3	1-2		27 Wicks	25 Walton
6.	10/27	Seattle	120-94	W 3-3	2-2		28 J.Johnson	17 Walton
7.	10/29	LA Lakers	102-105	L 3-4	2-3		24 Wicks	16 Walton
8.	11/1	Buffalo	113-106	W 4-4	3-3		27 Wicks	14 Walton
9.	11/3	Golden State	100-109	L 4-5	3-4		21 Wicks	21 Walton
10.	11/6	@ Boston	110-128	L 4-6		1-2	26 Wicks	11 Walton
11.	11/8	@ Philadelphia	89-105	L 4-7		1-3	23 Wicks	12 Wicks
12.	11/9	@ Atlanta	119-115	W 5-7		2-3	28 Petrie	11 Walton
13.	11/10	@ New Orleans	101-102	L 5-8		2-4	25 Walton	16 Walton
14.	11/12	New York	105-103	W 6-8	4-4		26 J.Johnson	12 Wicks
15.	11/14	Atlanta	104-92	W 7-8	5-4		22 Petrie	16 J.Johnson
16.	11/16	LA Lakers	112-99	W 8-8	6-4		26 Wicks	15 Neal
17.	11/19	Chicago	98-92 (ot)	W 9-8	7-4		25 Wicks	18 Wicks
18.	11/22	Washington	99-117	L 9-9	7-5		22 Wicks	10 Walton
19.	11/23	Seattle	110-117	L 9-10	7-6		20 Petrie	16 Neal
20.	11/27	Houston	111-97	W 10-10	8-6		32 J.Johnson	17 Neal
21.	11/28	@ Phoenix	88-85	W 11-10		3-4	29 Wicks	17 Wicks
22.	11/30	New Orleans	117-85	W 12-10	9-6		23 J.Johnson, Neal	15 Neal
23.	12/3	@ Chicago	91-96	L 12-11		3-5	21 J.Johnson	20 Wicks
24.	12/4	@ Washington	87-114	L 12-12		3-6	23 Wicks	12 Wicks
25.	12/6	@ Buffalo	105-114	L 12-13		3-7	24 J.Johnson	13 J.Johnson
26.	12/7	@ New York	112-120	L 12-14		3-8	37 Petrie	11 Neal
27.	12/10	Atlanta	103-107	L 12-15	9-7		27 Petrie	16 Martin
28.	12/11	@ Phoenix	100-104	L 12-16		3-9	31 Wicks	10 J.Johnson
29.	12/15	LA Lakers	100-97	W 13-16	10-7		24 Wicks,Clemens	15 Wicks
30.	12/17	Milwaukee	119-103	W 14-16	11-7		25 Wicks	19 Wicks
31.	12/21	Detroit	108-97	W 15-16	12-7		27 Wicks,J.Johnson	9 Wicks,Martin
32.	12/22	@ LA Lakers	102-115	L 15-17		3-10	27 J.Johnson	16 Wicks
33.	12/26	@ Golden State	101-112	L 15-18		3-11	23 Wicks	12 Wicks,Neal
34.	12/29	K.C.-Omaha	99-103	L 15-19	12-8		25 Wicks	11 Neal
35.	1/1	Boston	94-108	L 15-20	12-9		23 Wicks	17 Wicks
36.	1/3	Seattle	93-98	L 15-21	12-10		24 Wicks	14 Wicks
37.	1/5	New Orleans	111-102	W 16-21	13-10		24 Wicks	19 Wicks
38.	1/7	New York	106-92	W 17-21	14-10		22 Neal	14 Wicks
39.	1/10	@ Phoenix	113-110	W 18-21		4-11	33 Wicks	11 Wicks
40.	1/16	@ Cleveland	81-89	L 18-22		4-12	17 Petrie	9 Wicks
41.	1/17	@ Houston	127-106	W 19-22		5-12	27 Petrie	11 Walton
42.	1/19	@ Milwaukee	108-122	L 19-23		5-13	31 Wicks	14 Wicks
43.	1/21	@ K.C.-Omaha	106-109	L 19-24		5-14	20 Steele	12 Wicks
44.	1/22	@ Detroit	94-96	L 19-25		5-15	25 Walton	11 Walton
45.	1/24	Philadelphia	119-97	W 20-25	15-10		18 Petrie	13 Walton
46.	1/25	@ Golden State	109-114 (ot)	L 20-26		5-16	22 Petrie,Wicks	20 Walton
47.	1/26	Golden State	128-113	W 21-26	16-10		29 Petrie	12 Walton
48.	1/28	Phoenix	115-107	W 22-26	17-10		36 Wicks	13 Walton
49.	1/31	@ Seattle	103-106	L 22-27		5-17	22 Petrie	16 Walton,Wicks
50.	2/1	Seattle	91-93	L 22-28	17-11		19 Neal	15 Walton
51.	2/4	@ Chicago	90-102	L 22-29		5-18	21 J.Johnson	13 Walton
52.	2/5	@ K.C.-Omaha	82-90	L 22-30		5-19	20 Petrie	14 Walton
53.	2/6	@ Cleveland	90-98	L 22-31		5-20	25 Petrie,Wicks	8 Martin
54.	2/8	Washington	100-96	W 23-31	18-11		26 J.Johnson	11 Walton
55.	2/9	Houston	92-100	L 23-32	18-12		20 Wicks	9 Walton
56.	2/14	@ Seattle	90-88	W 24-32		6-20	20 J.Johnson	13 Wicks
57.	2/15	Boston	100-102	L 24-33	18-13		26 J.Johnson	10 Neal
58.	2/18	@ Houston	83-107	L 24-34		6-21	18 Wicks	10 Walton
59.	2/20	@ New Orleans	102-114	L 24-35		6-22	25 Wicks	12 Neal
60.	2/21	@ Buffalo	106-116	L 24-36		6-23	23 Wicks	6 Neal
61.	2/23	@ Washington	98-113	L 24-37		6-24	21 Neal	11 Neal
62.	2/25	Philadelphia	99-77	W 25-37	19-13		25 Wicks	15 Wicks
63.	2/26	@ LA Lakers	117-116 (2ot)	W 26-37		7-24	27 Neal	27 Wicks
64.	3/1	Golden State	122-86	W 27-37	20-13		28 Neal	14 Wicks,Neal
65.	3/4	Cleveland	117-98	W 28-37	21-13		24 Wicks	13 Neal
66.	3/7	Phoenix	120-98	W 29-37	22-13		35 Wicks	13 Wicks
67.	3/8	Chicago	88-82	W 30-37	23-13		29 Petrie	14 Neal
68.	3/12	@ Philadelphia	88-91	L 30-38		7-25	25 Wicks	13 Wicks
69.	3/13	@ New York	103-116	L 30-39		7-26	26 Wicks	11 Neal
70.	3/14	@ Boston	98-103	L 30-40		7-27	24 J.Johnson	11 Neal
71.	3/16	Buffalo	102-95	W 31-40	24-13		27 Wicks	14 Wicks
72.	3/18	Milwaukee	95-89	W 32-40	25-13		21 Wicks	15 Neal
73.	3/20	@ Golden State	95-97	L 32-41		7-28	20 Wicks,J.John.,Wilkins	9 Wicks,Neal,Wilk.,Petrie
74.	3/21	@ Phoenix	112-108	W 33-41		8-28	23 Wicks	10 Neal
75.	3/22	Phoenix	94-92	W 34-41	26-13		29 Neal	10 Neal
76.	3/25	@ Atlanta	105-89	W 35-41		9-28	24 Wicks	14 Wicks
77.	3/26	@ Detroit	107-110	L 35-42		9-29	31 Wicks	12 Wicks
78.	3/28	@ Milwaukee	105-128	L 35-43		9-30	23 Steele	13 Neal
79.	3/30	@ Seattle	88-98	L 35-44		9-31	24 J.Johnson	11 Wicks
80.	4/1	@ LA Lakers	124-106	W 36-44		10-31	22 Wicks,Petrie	19 Wicks
81.	4/4	K.C.-Omaha	116-110	W 37-44	27-13		31 Petrie	12 Neal
82.	4/6	LA Lakers	126-97	W 38-44	28-13		21 Neal	14 Neal,Wicks



# SCHEDULE & RESULTS

# 1975-76 (37-45)

	Date	Opponent	Score	Record	Home	Road	Scoring Leader	Rebounding Leader
1.	10/24	@ Seattle	97-105	L 0-1		0-1	25 Petrie	12 Wicks
2.	10/25	Phoenix	88-89	L 0-2	0-1		33 Walton	18 Wicks, Walton
3.	10/28	@ New Orleans	90-99	L 0-3		0-2	24 Petrie	13 Walton
4.	10/31	@ Boston	94-112	L 0-4		0-3	26 Walton	12 Walton
5.	11/1	@ Milwaukee	113-97	W 1-4		1-3	25 Neal	15 Neal
6.	11/4	Atlanta	97-98	L 1-5	0-2		24 Petrie	10 Wicks
7.	11/7	Kansas City	92-88	W 2-5	1-2		18 J.Johnson	18 Martin
8.	11/9	New York	115-96	W 3-5	2-2		24 Petrie	22 Martin
9.	11/11	New Orleans	106-104	W 4-5	3-2		19 Petrie, J.Johnson	16 Walton
10.	11/14	Chicago	93-89	W 5-5	4-2		31 Neal	19 Walton
11.	11/15	Cleveland	95-99	L 5-6	4-3		25 Neal	17 Walton
12.	11/18	@ New York	92-101	L 5-7		1-4	20 Petrie	12 Walton
13.	11/19	@ Detroit	114-120	L 5-8		1-5	24 Neal	15 Neal, Hawes
14.	11/21	@ Philadelphia	111-131	L 5-9		1-6	20 Neal	11 Neal
15.	11/22	@ Buffalo	109-104	W 6-9		2-6	28 Neal, Petrie	8 Neal
16.	11/26	LA Lakers	118-101	W 7-9	5-3		29 Wicks	15 Walton
17.	11/28	@ Phoenix	101-110	L 7-10		2-7	23 Petrie	15 Neal
18.	11/29	Buffalo	130-115	W 8-10	6-3		32 Petrie	10 Neal, Walton
19.	11/30	@ Los Angeles	109-116	L 8-11		2-8	21 Petrie, Neal	17 Walton
20.	12/2	@ Cleveland	80-91	L 8-12		2-9	20 Hollins	13 Walton
21.	12/3	@ Milwaukee	92-114	L 8-13		2-10	17 Anderson	11 Martin
22.	12/4	@ Atlanta	87-94	L 8-14		2-11	24 Walton	20 Walton
23.	12/6	@ Chicago	90-77	W 9-14		3-11	24 Wicks	22 Walton
24.	12/9	Washington	95-116	L 9-15	6-4		23 Petrie	12 Wicks
25.	12/11	@ Golden State	89-101	L 9-16		3-12	16 Steele	12 Hawes
26.	12/13	Detroit	101-91	W 10-16	7-4		21 Hawes	14 Hawes
27.	12/14	Phoenix	96-105	L 10-17	7-5		24 Neal	12 Hawes, Wicks
28.	12/16	Philadelphia	98-105	L 10-18	7-6		28 Petrie	14 Wicks
29.	12/20	New Orleans	97-105	L 10-19	7-7		22 Petrie	13 Neal
30.	12/21	Golden State	102-108	L 10-20	7-8		20 Petrie	14 Hawes
31.	12/23	Seattle	125-100	W 11-20	8-8		31 Wicks	11 Wicks
32.	12/26	@ LA Lakers	95-104	L 11-21		3-13	34 Petrie	16 Wicks
33.	12/28	Golden State	96-92	W 12-21	9-8		24 Petrie	14 Wicks
34.	1/1	Houston	107-110	L 12-22	9-9		30 Walton	17 Walton
35.	1/3	Boston	125-97	W 13-22	10-9		24 Wicks	15 Wicks
36.	1/4	@ LA Lakers	101-110	L 13-23		3-14	30 Steele	13 Walton
37.	1/6	New York	97-112	L 13-24	10-10		18 Wicks, Walton	9 Walton, Wicks
38.	1/10	@ Houston	94-105	L 13-25		3-15	18 Wicks, Hollins	12 Walton
39.	1/11	@ Atlanta	116-109	W 14-25		4-15	36 Walton	22 Walton
40.	1/13	@ Boston	94-106	L 14-26		4-16	32 Walton	19 Walton
41.	1/16	@ Detroit	111-104	W 15-26		5-16	26 Steele	14 Walton
42.	1/17	@ Kansas City (O)	102-94	W 16-26		6-16	23 Neal	20 Walton
43.	1/20	@ New York	104-107	L 16-27		6-17	23 S.Jones	19 Walton
44.	1/23	LA Lakers	119-96	W 17-27	11-10		27 Walton	22 Walton
45.	1/24	@ Golden State	125-123 (ot)	W 18-27		7-17	30 Petrie	26 Walton
46.	1/27	Washington	118-105	W 19-27	12-10		23 Wicks	21 Walton
47.	1/28	Seattle	124-104	W 20-27	13-10		26 Petrie	15 Wicks
48.	1/30	@ LA Lakers	121-113	W 21-27		8-17	30 Petrie, Wicks	13 Walton
49.	2/1	Milwaukee	107-97	W 22-27	14-10		26 Petrie, Wicks	16 Walton
50.	2/6	@ Seattle	109-100	W 23-27		9-17	25 Wicks	11 Wicks
51.	2/8	Golden State	105-109	L 23-28	14-11		24 Gross	17 Walton, Gross
52.	2/11	@ Philadelphia	106-118	L 23-29		9-18	35 Wicks	16 Hawes
53.	2/12	@ Washington	81-92	L 23-30		9-19	14 Martin, Anderson	15 Martin
54.	2/14	Seattle	108-122	L 23-31	14-12		29 Petrie	10 Martin
55.	2/15	Boston	109-105	W 24-31	15-12		22 Petrie	13 Hawes
56.	2/17	@ Buffalo	113-116	L 24-32		9-20	24 Petrie, Wicks	10 Steele
57.	2/19	@ Cleveland	94-112	L 24-33		9-21	23 Wicks	12 Hawes, Wicks
58.	2/20	@ Chicago	74-130	L 24-34		9-22	17 Hollins	11 Martin
59.	2/21	@ Kansas City	116-97	W 25-34		10-22	27 Wicks	12 Wicks
60.	2/24	Philadelphia	102-106	L 25-35	15-13		28 Petrie	16 Hawes
61.	2/28	Kansas City	119-105	W 26-35	16-13		28 Wicks	14 Hawes
62.	2/29	Atlanta	102-98	W 27-35	17-13		20 Wicks, Petrie	13 Hawes, Wicks
63.	3/2	Chicago	116-105	W 28-35	18-13		29 Petrie	13 Hawes, Neal
64.	3/5	Cleveland	100-113	L 28-36	18-14		27 Petrie	14 Hawes
65.	3/6	Phoenix	118-99	W 29-36	19-14		32 Petrie	13 Hawes
66.	3/7	@ Phoenix	84-106	L 29-37		10-23	20 Wicks	7 Hawes
67.	3/10	@ Houston	110-113	L 29-38		10-24	22 Wicks	7 Hawes
68.	3/12	@ New Orleans	101-110	L 29-39		10-25	25 Wicks	10 Hawes
69.	3/14	Detroit	114-103	W 30-39	20-14		25 Petrie	14 Neal
70.	3/16	Buffalo	95-112	L 30-40	20-15		28 Petrie	11 Walton
71.	3/19	Houston	111-105	W 31-40	21-15		27 Wicks	11 Neal
72.	3/23	Milwaukee	100-97 (ot)	W 32-40	22-15		25 Wicks, Neal	14 Neal, Hawes
73.	3/25	@ Washington	108-105	W 33-40		11-25	25 Wicks	13 Wicks
74.	3/27	@ Detroit	94-112	L 33-41		11-26	21 Wicks	10 Wicks, Walton
75.	3/28	@ Milwaukee	100-115	L 33-42		11-27	16 Wicks	10 Wicks, Walton
76.	3/30	Kansas City	114-113	W 34-42	23-15		34 Wicks	7 Wicks, Hawes
77.	4/2	@ Phoenix	103-106	L 34-43		11-28	25 Walton, Steele	9 Wicks, Walton
78.	4/3	Phoenix	112-97	W 35-43	24-15		25 Neal	10 Walton
79.	4/6	LA Lakers	106-104	W 36-43	25-15		26 Walton	10 Walton, Wicks
80.	4/8	@ Golden State	106-121	L 36-44		11-29	21 Wicks	17 Walton
81.	4/9	Chicago	100-88	W 37-44	26-15		17 Steele	11 Walton
82.	4/11	@ Seattle	131-132	L 37-45		11-30	33 Walton	15 Hawes

(O) - Game on 1/17/76 was played in Omaha.

HISTORY

# SCHEDULE & RESULTS

# 1976-77 (49-33)

	Date	Opponent	Score	Record	Home	Road	Scoring Leader	Rebounding Leader
1.	10/23	NY Nets	114-104	W 1-0	1-0		24 Lucas	18 Lucas
2.	10/26	Golden State	110-96	W 2-0	2-0		21 Walton	19 Walton
3.	10/28	@ Golden State	92-112	L 2-1		0-1	21 Walton	17 Walton
4.	10/30	Detroit	131-97	W 3-1	3-0		24 Lucas	14 Walton
5.	11/2	Atlanta	129-116	W 4-1	4-0		22 Walton	22 Walton
6.	11/5	Philadelphia	146-104	W 5-1	5-0		26 Walton	16 Walton
7.	11/7	NY Knicks	119-93	W 6-1	6-0		22 Gross	12 Walton
8.	11/9	Kansas City	119-102	W 7-1	7-0		22 Hollins	18 Walton
9.	11/11	@ Atlanta	105-107	L 7-2		0-2	28 Walton	18 Walton
10.	11/13	@ San Antonio	101-113	L 7-3		0-3	18 Walton	19 Walton
11.	11/16	@ New Orleans	98-100	L 7-4		0-4	21 Walton	13 Lucas
12.	11/19	Milwaukee	124-111	W 8-4	8-0		27 Walton	15 Walton
13.	11/21	Buffalo	121-98	W 9-4	9-0		19 Twardzik	19 Walton
14.	11/24	Chicago	117-115 (ot)	W 10-4	10-0		25 Lucas	16 Walton, Lucas
15.	11/26	@ LA Lakers	96-99	L 10-5		0-5	26 Walton	21 Walton
16.	11/27	Washington	103-95	W 11-5	11-0		30 Lucas	18 Walton
17.	11/28	Indiana	145-115	W 12-5	12-0		25 Lucas	13 Walton
18.	11/30	@ Milwaukee	106-115	L 12-6		0-6	26 Walton	13 Walton, Lucas
19.	12/1	@ Indiana	101-100	W 13-6		1-6	23 Lucas	18 Walton
20.	12/3	@ Phoenix	113-99	W 14-6		2-6	24 Walton	17 Walton
21.	12/4	Milwaukee	112-108	W 15-6	13-0		25 Walton	15 Walton
22.	12/5	Cleveland	93-89	W 16-6	14-0		22 Walton	18 Walton
23.	12/7	@ NY Knicks	111-94	W 17-6		3-6	22 Lucas	15 Walton
24.	12/8	@ Boston	95-104	L 17-7		3-7	25 Lucas	12 Lucas
25.	12/10	@ Buffalo	103-102	W 18-7		4-7	18 Walton	15 Walton
26.	12/11	@ Philadelphia	107-108	L 18-8		4-8	30 Walton	19 Walton
27.	12/14	Houston	104-84	W 19-8	15-0		22 Gross	12 Walton
28.	12/17	Denver	127-105	W 20-8	16-0		22 Walton	16 Walton
29.	12/18	LA Lakers	111-115 (ot)	L 20-9	16-1		28 Walton	26 Walton
30.	12/21	Kansas City	99-94	W 21-9	17-1		24 Walton	17 Walton
31.	12/25	Seattle	110-95	W 22-9	18-1		26 Walton	17 Walton
32.	12/26	@ Seattle	87-89	L 22-10		4-9	26 Walton	18 Walton
33.	12/28	@ Chicago	84-79	W 23-10		5-9	29 Walton	19 Walton
34.	12/29	@ Detroit	111-120	L 23-11		5-10	20 Hollins	15 Walton
35.	12/30	@ Milwaukee	107-127	L 23-12		5-11	20 Davis	12 Neal
36.	1/1	Chicago	89-92	W 24-12	19-1		20 Neal	13 Lucas
37.	1/2	@ LA Lakers	99-104	L 24-13		5-12	31 Lucas	10 Lucas
38.	1/4	Boston	128-84	W 25-13	20-1		21 Hollins	15 Walton
39.	1/7	New Orleans	130-118	W 26-13	21-1		19 Lucas, Davis	11 Lucas
40.	1/9	San Antonio	150-113	W 27-13	22-1		22 Twardzik	15 Walton
41.	1/11	NY Knicks	131-111	W 28-13	23-1		36 Lucas	16 Lucas
42.	1/14	@ Boston	107-92	W 29-13		6-12	16 Walton, Gross	17 Walton
43.	1/15	@ Washington	107-113	L 29-14		6-13	18 Walton	18 Walton
44.	1/16	@ Atlanta	120-125	L 29-15		6-14	28 Steele	14 Lucas
45.	1/18	@ NY Nets	109-94	W 30-15		7-14	21 Lucas	15 Walton
46.	1/20	@ Cleveland	99-91	W 31-15		8-14	32 Lucas	13 Walton
47.	1/22	@ Houston	107-110	L 31-16		8-15	22 Lucas	19 Lucas
48.	1/23	@ San Antonio	118-123	L 31-17		8-16	28 Walton	11 Walton
49.	1/26	@ Denver	107-102	W 32-17		9-16	22 Lucas	14 Lucas
50.	1/27	San Antonio	112-104	W 33-17	24-1		23 Lucas	11 Lucas
51.	1/30	Phoenix	97-91	W 34-17	25-1		21 Lucas	14 Lucas
52.	2/2	@ Kansas City	107-119	L 34-18		9-17	24 Lucas	11 Lucas
53.	2/3	@ Indiana	107-98	W 35-18		10-17	35 Lucas	22 Lucas
54.	2/5	Washington	104-116	L 35-19	25-2		21 Lucas	15 Jones
55.	2/8	Denver	111-119	L 35-20	25-3		28 Hollins	10 Jones
56.	2/11	Atlanta	108-121	L 35-21	25-4		41 Lucas	9 Jones
57.	2/15	@ Cleveland	96-117	L 35-22		10-18	25 Lucas	16 Jones
58.	2/16	@ Detroit	118-125	L 35-23		10-19	25 Lucas	13 Jones
59.	2/18	@ Chicago	90-87	W 36-23		11-19	23 Lucas	16 Lucas
60.	2/19	@ Denver	124-133	L 36-24		11-20	35 Lucas	20 Lucas
61.	2/22	Boston	113-111	W 37-24	26-4		43 Hollins	10 Lucas
62.	2/25	Houston	106-123	L 37-25	26-5		27 Lucas	9 Lucas
63.	3/1	Philadelphia	108-107	W 38-25	27-5		34 Lucas	15 Walton
64.	3/4	Cleveland	101-113	L 38-26	27-6		17 Gross	12 Lucas
65.	3/5	Seattle	134-104	W 39-26	28-6		28 Twardzik	14 Jones
66.	3/8	@ Buffalo	95-102	L 39-27		11-21	26 Lucas	11 Jones
67.	3/10	@ NY Knicks	104-108	L 39-28		11-22	29 Lucas	9 Jones
68.	3/11	@ Kansas City	112-114	L 39-29		11-23	26 Lucas, Hollins	16 Lucas
69.	3/15	New Orleans	131-104	W 40-29	29-6		22 Hollins	11 Lucas
70.	3/17	@ Golden State	115-106	W 41-29		12-23	27 Steele	12 Walton
71.	3/18	Indiana	134-110	W 42-29	30-6		28 Hollins	13 Lucas
72.	3/20	@ Phoenix	106-126	L 42-30		12-24	16 Lucas, Walton	9 Lucas, Walton
73.	3/22	@ New Orleans	95-106	L 42-31		12-25	29 Lucas	8 Lucas
74.	3/23	@ Houston	104-109	L 42-32		12-26	26 Walton	11 Walton
75.	3/25	@ NY Nets	131-103	W 43-32		13-26	22 Lucas	11 Walton
76.	3/27	@ Philadelphia	116-128	L 43-33		13-27	30 Lucas	12 Lucas
77.	3/29	Buffalo	127-101	W 44-33	31-6		26 Hollins	16 Walton
78.	4/1	Golden State	109-98	W 45-33	32-6		30 Walton	14 Walton
79.	4/3	@ Seattle	119-104	W 46-33		14-27	26 Walton	16 Walton
80.	4/5	Detroit	110-105	W 47-33	33-6		18 Neal	15 Walton
81.	4/9	Phoenix	122-111	W 48-33	34-6		18 Walton, Gilliam	11 Walton
82.	4/10	LA Lakers	145-116	W 49-33	35-6		27 Hollins	16 Walton

See Playoff section for 1977 Playoff game-by-game scores



	Date	Opponent	Score	Record	Home	Road	Scoring Leader	Rebounding Leader
1.	10/21	@ Seattle	106-99	W 1-0		1-0	24 Lucas	13 Walton
2.	10/22	San Antonio	130-115	W 2-0	1-0		36 Hollins	16 Walton
3.	10/25	Buffalo	107-85	W 3-0	2-0		27 Lucas	12 Walton
4.	10/26	@ Denver	108-111	L 3-1		1-1	22 Lucas	13 Walton
5.	10/28	Philadelphia	98-94	W 4-1	3-0		25 Walton	17 Walton
6.	11/1	New York	113-104	W 5-1	4-0		23 Walton	12 Walton
7.	11/5	Seattle	116-94	W 6-1	5-0		25 Owens	8 Owens,Luc.,Walt.,Walker
8.	11/6	Indiana	108-106	W 7-1	6-0		22 Twardzik	14 Walton
9.	11/8	Kansas City	130-104	W 8-1	7-0		20 Lucas	9 Owens
10.	11/11	@ Atlanta	132-92	W 9-1		2-1	27 Walton	15 Walton
11.	11/12	@ Houston	102-104	L 9-2		2-2	31 Walton	12 Walton
12.	11/13	@ Milwaukee	109-106	W 10-2		3-2	32 Walton	10 Walton, Lucas
13.	11/16	@ Indiana	104-111	L 10-3		3-3	21 Steele	13 Lucas
14.	11/19	Cleveland	109-67	W 11-3	8-0		17 Steele, Owens	16 Walton
15.	11/20	Detroit	118-101	W 12-3	9-0		32 Walton	8 Gross
16.	11/23	Chicago	116-111	W 13-3	10-0		22 Walton	15 Walton
17.	11/26	New Jersey	114-102	W 14-3	11-0		27 Walton	11 Walton
18.	11/27	@ LA Lakers	100-93	W 15-3		4-3	33 Neal	17 Walton
19.	11/29	Phoenix	108-96	W 16-3	12-0		23	Walton 17 Walton
20.	12/2	@ Phoenix	106-103	W 17-3		5-3	22 Hollins	18 Walton
21.	12/6	@ Cleveland	116-94	W 18-3		6-3	27 Gross	10 Walton
22.	12/7	@ Philadelphia	100-122	L 18-4		6-4	27 Lucas	13 Walton
23.	12/9	@ Boston	118-87	W 19-4		7-4	21 Walton	18 Lucas
24.	12/10	@ New York	107-106	W 20-4		8-4	20 Davis	12 Walton
25.	12/13	Buffalo	111-108	W 21-4	13-0		26 Lucas	14 Walton
26.	12/14	Washington	117-104	W 22-4	15-0		21 Lucas	18 Walton
27.	12/20	Boston	104-99	W 23-4	15-0		22 Walton	17 Walton
28.	12/23	LA Lakers	108-98	W 24-4	16-0		20 Lucas	14 Walton
29.	12/25	Golden State	109-97	W 25-4	17-0		19 Lucas, Gross	12 Walton
30.	12/27	@ Chicago	106-115	L 25-5		8-5	26 Lucas	13 Lucas
31.	12/28	@ Detroit	111-106	W 26-5		9-5	31 Neal	16 Neal
32.	12/30	@ Golden State	108-99	W 27-5		10-5	18 Hollins	26 Walton
33.	1/1	Kansas City	107-102	W 28-5	18-0		25 Walton	15 Walton
34.	1/3	Chicago	92-90	W 29-5	19-0		27 Hollins	17 Walton
35.	1/7	Detroit	109-105	W 30-5	20-0		21 Hollins,Gross	11 Walton, Neal
36.	1/8	New Orleans	122-100	W 31-5	21-0		27 Hollins	14 Walton
37.	1/10	New York	126-113	W 32-5	22-0		22 Owens	19 Walton
38.	1/13	@ Washington	93-102	L 32-6		10-6	24 Walton	14 Walton
39.	1/15	@ Boston	107-103 (ot)	W 33-6		11-6	23 Lucas	10 Walton, Lucas
40.	1/17	@ Buffalo	96-94	W 34-6		12-6	17 Walton	15 Walton
41.	1/18	@ New Jersey	127-101	W 35-6		13-6	30 Walton	11 Neal
42.	1/20	@ New Orleans	100-101	L 35-7		13-7	24 Walton	10 Lucas
43.	1/22	@ San Antonio	95-106	L 35-8		13-8	17 Lucas	14 Walton
44.	1/24	@ Kansas City	120-97	W 36-8		14-8	18 Hollins	10 Walton
45.	1/26	New Jersey	112-77	W 37-8	23-0		27 Walton	14 Walton, Owens
46.	1/29	Houston	123-88	W 38-8	24-0		22 Lucas	13 Walton
47.	1/31	Milwaukee	136-116	W 39-8	25-0		24 Hollins	10 Walton, Neal
48.	2/3	Golden State	112-92	W 40-8	26-0		26 Hollins	10 Walton
49.	2/9	@ Cleveland	94-88	W 41-8		15-8	35 Lucas	14 Lucas
50.	2/10	@ Indiana	112-108	W 42-8		16-8	24 Hollins	11 Walton, Lucas
51.	2/12	Denver	103-101	L 42-9	26-1		24 Walton	14 Walton
52.	2/14	Phoenix	112-100	W 43-9	27-1		22 Walton	16 Lucas
53.	2/15	Atlanta	102-99	W 44-9	28-1		19 Davis	12 Walton
54.	2/17	@ Denver	105-112	L 44-10		16-9	31 Lucas	15 Walton
55.	2/19	Indiana	127-104	W 45-10	29-1		26 Walton	17 Walton
56.	2/21	@ San Antonio	118-114 (ot)	W 46-10		17-9	34 Walton	18 Walton
57.	2/22	@ Washington	105-97	W 47-10		18-9	19 Neal	7 Walton
58.	2/24	@ Kansas City	107-96	W 48-10		19-9	26 Neal	15 Walton
59.	2/27	@ Chicago	100-99	W 49-10		20-9	35 Neal	15 Neal
60.	2/28	Philadelphia	113-92	W 50-10	30-1		27 Neal	10 Neal, Gross
61.	3/2	@ New York	117-128	L 50-11		20-10	25 Owens	11 Owens
62.	3/4	Cleveland	105-100	W 51-11	31-1		26 Gross	12 Owens
63.	3/5	Milwaukee	126-88	W 52-11	32-1		20 Owens, Lucas	18 Owens
64.	3/7	@ New Orleans	82-84	L 52-12		20-11	21 Lucas	13 Owens
65.	3/9	@ Houston	97-94	W 53-12		21-11	19 Owens	17 Owens
66.	3/10	@ Atlanta	105-114	L 53-13		21-12	23 Davis	12 Lucas
67.	3/12	@ Buffalo	90-96	L 53-14		21-13	18 Gross	11 Owens
68.	3/14	New Orleans	103-109	L 53-15	32-2		22 Owens	14 Owens
69.	3/17	San Antonio	99-118	L 53-16	32-3		17 Lucas	10 Gross
70.	3/18	Atlanta	105-86	W 54-16	33-3		27 Owens	14 Owens
71.	3/21	Seattle	102-96	W 55-16	34-3		26 Owens, Hollins	16 Owens
72.	3/23	@ Milwaukee	109-116	L 55-17		21-14	38 Hollins	10 Owens
73.	3/24	@ Detroit	95-107	L 55-18		21-15	28 Hollins	13 Owens
74.	3/26	@ Philadelphia	100-116	L 55-19		21-16	26 Owens	14 Owens
75.	3/28	Boston	92-104	L 55-20	34-4		21 Owens	14 Lucas
76.	3/29	@ Phoenix	94-127	L 55-21		21-17	21 Owens	7 Owens
77.	3/31	@ LA Lakers	103-101	W 56-21		22-17	26 Lucas	10 Lucas
78.	4/2	@ Seattle	86-101	L 56-22		22-18	16 Hollins	11 Lucas
79.	4/4	Houston	89-101	L 56-23	34-5		21 Owens	13 Owens
80.	4/6	@ Golden State	96-115	L 56-24		22-19	21 Davis	16 Lucas
81.	4/7	Denver	97-93	W 57-24	35-5		31 Lucas	19 Lucas
82.	4/9	LA Lakers	114-99	W 58-24	36-5		23 Owens	9 Lucas

See Playoff section for 1978 Playoff game-by-game scores

HISTORY

# SCHEDULE & RESULTS

# 1978-79 (45-37)

Date	Opponent	Score	Record	Home	Road	Scoring Leader	Rebounding Leader
1. 10/15	Chicago	97-108	L 0-1	0-1		23 M.Thompson	10 M.Thompson
2. 10/17	Kansas City	115-112	W 1-1	1-1		37 M.Thompson	13 M.Thompson
3. 10/18	@ Denver	113-125	L 1-2		0-1	32 Owens	12 Owens
4. 10/20	@ Golden State	108-111	L 1-3		0-2	24 R.Brewer	15 Owens
5. 10/22	Phoenix	116-124	L 1-4	1-2		29 Steele	10 M.Thompson
6. 10/24	Washington	104-102	W 2-4	2-2		29 M.Thompson	14 M.Thompson
7. 10/28	Milwaukee	106-95	W 3-4	3-2		25 Owens,Hollins	9 Owens
8. 10/31	Detroit	112-96	W 4-4	4-2		19 Hollins	17 M.Thompson
9. 11/3	San Diego	119-98	W 5-4	5-2		22 Owens	22 M.Thompson
10. 11/5	New York	111-96	W 6-4	6-2		30 Lucas	12 M.Thompson
11. 11/7	@ Washington	103-143	L 6-5		0-3	21 Owens	10 M.Thompson,Owens
12. 11/8	@ Boston	112-109	W 7-5		1-3	23 Owens	11 Lucas
13. 11/10	@ New Jersey	86-91	L 7-6		1-4	25 Owens	13 M.Thompson,Owens
14. 11/12	Cleveland	98-91	W 8-6	7-2		24 Lucas	15 Lucas
15. 11/14	New Orleans	123-103	W 9-6	8-2		22 Lucas	13 Owens
16. 11/18	Indiana	123-111	W 10-6	9-2		29 Hollins	15 M.Thompson
17. 11/19	@ Seattle	85-88	L 10-7		1-5	18 Owens	13 Owens
18. 11/21	@ Milwaukee	93-123	L 10-8		1-6	25 R.Brewer	9 M.Thompson
19. 11/22	@ Kansas City	96-115	L 10-9		1-7	21 Twardzik	7 M.Thompson,Owens
20. 11/24	Chicago	99-100	L 10-10	9-3		24 Owens	12 Lucas
21. 11/25	Houston	105-127	W 11-10	10-3		33 Lucas	9 Lucas
22. 11/28	Boston	102-97	W 12-10	11-3		22 Owens	13 Lucas
23. 11/30	@ Cleveland	98-97	W 13-10		2-7	23 Lucas	13 Lucas
24. 12/2	@ New York	77-111	L 13-11		2-8	16 Lucas	7 Owens,Steele
25. 12/6	@ Indiana	109-115	L 13-12		2-9	28 Lucas	13 Owens
26. 12/8	@ Chicago	99-100	L 13-13		2-10	27 Owens	19 Lucas
27. 12/9	@ Houston	110-116	L 13-14		2-11	25 Owens	14 Owens
28. 12/12	LA Lakers	117-115	W 14-14	12-3		27 Owens	7 Lucas
29. 12/15	@ Denver	116-113	W 15-14		3-11	32 Lucas	13 Lucas
30. 12/17	Denver	123-110	W 16-14	13-3		35 Owens	16 Owens
31. 12/23	Washington	114-109	W 17-14	14-3		23 Owens	11 Owens
32. 12/25	Golden State	115-102	W 18-14	15-3		27 Hollins	10 Lucas
33. 12/28	@ Phoenix	127-129 (ot)	L 18-15		3-12	27 Hollins	11 Owens
34. 12/29	@ LA Lakers	95-118	L 18-16		3-13	17 Owens	8 Lucas
35. 1/2	Seattle	108-109	L 18-17	15-4		26 Hollins	13 M.Thompson
36. 1/5	Detroit	98-96	W 19-17	16-4		26 Lucas	14 Lucas
37. 1/9	Indiana	104-112	L 19-18	16-5		23 Twardzik	12 Lucas
38. 1/11	@ Detroit	101-104	L 19-19		3-14	24 Lucas	15 Lucas
39. 1/12	@ Boston	125-128	L 19-20		3-15	46 Lucas	17 Lucas
40. 1/14	@ Philadelphia	106-112	L 19-21		3-16	27 Lucas	9 Lucas
41. 1/17	@ Atlanta	110-111	L 19-22		3-17	31 Lucas	17 Owens
42. 1/19	@ New Orleans	101-107	L 19-23		3-18	26 R.Brewer	11 Gross
43. 1/20	@ San Antonio	118-115	W 20-23		4-18	32 Lucas	15 Lucas
44. 1/24	@ San Diego	121-122	L 20-24		4-19	30 Owens	9 Owens
45. 1/25	Golden State	108-103	W 21-24	17-5		22 Hollins	13 Owens
46. 1/28	Philadelphia	116-94	W 22-24	18-5		33 Hollins	13 Lucas
47. 1/30	Denver	82-76	W 23-24	19-5		21 Hollins	18 Owens
48. 1/31	@ Seattle	112-115	L 23-25		4-20	23 Owens	9 Owens
49. 2/2	New Jersey	117-100	W 24-25	20-5		18 Owens,Hollins	10 C.Johnson
50. 2/6	Phoenix	110-93	W 25-25	21-5		27 Hollins	11 Owens
51. 2/9	San Antonio	125-106	W 26-25	22-5		24 Lucas	15 Lucas
52. 2/11	Atlanta	91-97	W 27-25	23-5		24 Lucas	12 Owens
53. 2/13	New Orleans	120-101	W 28-25	24-5		28 Hollins	16 Lucas
54. 2/15	@ Houston	116-119	L 28-26		4-21	30 R.Brewer	10 Owens
55. 2/16	@ San Antonio	120-121 (ot)	L 28-27		4-22	21 M.Thompson	15 Lucas
56. 2/18	Boston	111-104	W 29-27	25-5		29 Lucas	14 Lucas
57. 2/20	@ Chicago	97-99	L 29-28		4-23	28 Lucas	13 Lucas
58. 2/21	@ Atlanta	83-106	L 29-29		4-24	29 Lucas	12 Lucas
59. 2/23	@ New Jersey	99-110	L 29-30		4-25	21 Lucas,R.Brewer	12 Lucas
60. 2/25	@ Detroit	126-119 (ot)	W 30-30		5-25	29 Hollins	18 Lucas
61. 2/27	Philadelphia	118-115	W 31-30	26-5		27 Lucas	12 M.Thompson
62. 3/1	Houston	98-118	L 31-31	26-6		19 Hollins	8 Lucas,Owens
63. 3/4	Cleveland	106-102	W 32-31	27-6		25 M.Thompson	15 Owens
64. 3/6	@ New York	118-110	W 33-31		6-25	34 Owens	17 Owens
65. 3/7	@ New Orleans	103-102	W 34-31		7-25	21 R.Brewer	12 Gross
66. 3/9	@ Indiana	116-125	L 34-32		7-26	37 Owens	15 M.Thompson
67. 3/11	@ Kansas City	115-100	W 35-32		8-26	25 M.Thompson,Lucas	16 Lucas
68. 3/13	Atlanta	103-82	W 36-32	28-6		19 M.Thompson	11 Owens
69. 3/14	@ San Diego	105-110	L 36-33		8-27	26 M.Thompson	12 Lucas
70. 3/17	New Jersey	124-113	W 37-33	29-6		24 Lucas	15 Lucas
71. 3/20	San Diego	115-109	W 38-33	30-6		27 M.Thompson	10 M.Thompson
72. 3/21	@ LA Lakers	114-110	W 39-33		9-27	20 Lucas,Owens	12 Lucas
73. 3/24	Kansas City	100-98	W 40-33	31-6		24 R.Brewer	15 Owens
74. 3/25	Milwaukee	110-122 (ot)	L 40-34	31-7		23 M.Thompson	14 M.Thompson
75. 3/27	New York	123-112	W 41-34	32-7		29 M.Thompson	13 M.Thompson
76. 3/29	@ Cleveland	120-103	W 42-34		10-27	24 Lucas	16 M.Thompson
77. 3/30	@ Washington	132-104	W 43-34		11-27	30 Owens	9 M.Thompson
78. 4/1	@ Milwaukee	109-107	W 44-34		12-27	30 Lucas	9 Dunn
79. 4/3	Seattle	106-102	W 45-34	33-7		24 Owens	13 Lucas
80. 4/4	@ Phoenix	95-106	L 45-35		12-28	18 Owens	11 Lucas
81. 4/6	@ Golden State	87-91	L 45-36		12-29	20 Owens	10 Lucas
82. 4/7	LA Lakers	98-99	L 45-37	33-8		20 Lucas	11 Lucas

See Playoff section for 1979 Playoff game-by-game scores





# SCHEDULE & RESULTS

# 1979-80 (38-44)

	Date	Opponent	Score	Record	Home	Road	Scoring Leader	Rebounding Leader
1.	10/12	Utah	101-85	W 1-0	1-0		29 Owens	8 Owens,J.Brewer
2.	10/14	Denver	109-93	W 2-0	2-0		27 Owens	12 Washington
3.	10/16	San Diego	88-81	W 3-0	3-0		18 Owens,Dunn	11 Washington
4.	10/18	@ Utah	107-92	W 4-0		1-0	21 Owens,R.Brewer	11 Washington
5.	10/19	@ LA Lakers	99-82	W 5-0		2-0	18 R.Brewer	12 Washington
6.	10/21	Golden State	91-74	W 6-0		4-0	21 Owens	11 J.Brewer
7.	10/23	Kansas City	90-88	W 7-0	5-0		17 Owens	9 Washington
8.	10/24	@ Denver	88-87	W 8-0		3-0	20 R.Brewer	14 Washington
9.	10/26	Chicago	95-93	W 9-0	6-0		25 Owens	12 Washington
10.	10/28	Phoenix	88-89	L 9-1	6-1		18 Lucas	14 Washington
11.	10/31	@ Golden State	106-111	L 9-2		3-1	20 Lucas	9 Kunnert
12.	11/3	@ San Diego	123-102	W 10-2		4-1	19 Dunn,Jeelani	10 Owens
13.	11/4	San Antonio	127-124 (ot)	W 11-2	7-1		24 Owens	9 Washington
14.	11/7	@ Indiana	90-97	L 11-3		4-2	28 Owens	11 Owens
15.	11/8	@ Milwaukee	89-98	L 11-4		4-3	19 R.Brewer	10 Washington
16.	11/10	@ Chicago	94-90	W 12-4		5-3	32 Owens	11 Owens
17.	11/11	@ Kansas City	112-109	W 13-4		6-3	22 Lucas	13 Owens
18.	11/13	Milwaukee	92-101	L 13-5	7-2		17 R.Brewer	17 Washington
19.	11/16	@ Phoenix	97-98	L 13-6		6-4	23 Owens	14 Washington
20.	11/17	Cleveland	103-96	W 14-6	8-2		27 Washington	17 Washington
21.	11/18	Seattle	100-95	W 15-6	9-2		21 R.Brewer	15 Washington
22.	11/20	LA Lakers	114-99	W 16-6	10-2		24 Owens,Lucas	14 Washington
23.	11/23	@ Seattle	90-94	L 16-7		6-5	17 Lucas	9 Washington
24.	11/25	Phoenix	86-87	L 16-8	10-3		28 Lucas	13 Washington,Lucas
25.	11/28	@ Atlanta	99-106	L 16-9		6-6	27 Jeelani	17 Washington
26.	11/30	@ San Antonio	100-107	L 16-10		6-7	24 R.Brewer	15 Lucas
27.	12/1	@ Houston	112-120 (ot)	L 16-11		6-8	28 Jeelani	14 Washington
28.	12/3	@ Utah	82-87 (ot)	L 16-12		6-9	16 Washington	10 Lucas
29.	12/7	Chicago	93-95	L 16-13	10-4		23 R.Brewer	10 Owens
30.	12/9	San Diego	96-98	L 16-14	10-5		21 R.Brewer	14 Lucas,Washington
31.	12/11	@ Chicago	93-104	L 16-15		6-10	21 R.Brewer	10 Lucas,Washington
32.	12/12	@ Kansas City	85-124	L 16-16		6-11	16 Washington	10 Washington,Owens
33.	12/15	Denver	106-98	W 17-16	11-5		23 Washington	14 Washington
34.	12/16	Houston	123-101	W 18-16	12-5		33 R.Brewer	11 Lucas
35.	12/19	@ Denver	106-114	L 18-17		6-12	26 Washington	12 Washington
36.	12/21	New Jersey	100-97	W 19-17	13-5		21 Twardzik	15 Washington
37.	12/23	New York	103-111	L 19-18	13-6		29 Lucas	13 Washington
38.	12/25	Golden State	113-91	W 20-18	14-6		32 Owens	10 Washington
39.	12/26	@ Phoenix	99-119	L 20-19		6-13	16 Hollins	7 Gross
40.	12/28	@ Seattle	97-128	L 20-20		6-14	17 Washington,Owens	16 Washington
41.	12/30	Seattle	100-107	L 20-21	14-7		25 R.Brewer	12 Washington
42.	1/1	Washington	109-99	W 21-21	15-7		30 Lucas	8 Washington,Lucas,Owens
43.	1/2	@ Golden State	92-111	L 21-22		6-15	16 Washington	18 Washington
44.	1/4	Utah	115-97	W 22-22	16-7		28 Owens	14 Washington
45.	1/6	Detroit	119-102	W 23-22	17-7		28 R.Brewer	9 Dunn,J.Brewer
46.	1/8	Indiana	118-122	L 23-23	17-8		27 R.Brewer,Wash.	6 Gross,Owens
47.	1/11	@ New Jersey	128-107	W 24-23		7-15	30 Owens	11 Washington
48.	1/13	@ Washington	95-127	L 24-24		7-16	23 R.Brewer	13 Lucas
49.	1/16	@ Philadelphia	110-121	L 24-25		7-17	26 R.Brewer	13 Lucas
50.	1/18	@ Boston	93-111	L 24-26		7-18	22 Gross	15 Owens
51.	1/20	@ Milwaukee	88-89	L 24-27		7-19	19 R.Brewer	13 Owens
52.	1/24	LA Lakers	111-103	W 25-27	18-8		27 R.Brewer,Owens	16 Washington
53.	1/26	@ Denver	96-100	L 25-28		7-20	17 Owens,Gross	14 Owens
54.	1/29	Milwaukee	96-103	L 25-29	18-9		20 Jeelani	12 Owens
55.	1/31	Kansas City	94-93	W 26-29	19-9		20 R.Brewer	19 Washington
56.	2/5	@ Kansas City	105-99	W 27-29		8-20	24 Owens	15 Washington
57.	2/8	@ San Diego	104-118	L 27-30		8-21	23 R.Brewer	11 Washington
58.	2/12	Atlanta	89-95	L 27-31	19-10		22 Owens	14 Owens
59.	2/13	@ LA Lakers	103-129	L 27-32		8-22	20 R.Brewer	10 Washington
60.	2/15	Boston	91-106	L 27-33	19-11		22 Jeelani	11 Washington
61.	2/17	Golden State	103-98	W 28-33	20-11		26 Jeelani	10 Jeelani,Natt
62.	2/19	@ New York	103-113	L 28-34		8-23	21 Natt	13 Natt
63.	2/23	@ Detroit	130-107	W 29-34		9-23	39 Natt	9 Owens
64.	2/24	@ Cleveland	115-100	W 30-34		10-23	23 Natt	10 Washington
65.	2/26	@ Philadelphia	96-98	L 30-35	20-12		23 Natt	9 Washington
66.	2/29	Utah	87-91	L 30-36	20-13		20 Natt	8 Washington,Natt,J.Brewer
67.	3/2	Chicago	110-107	W 31-36	21-13		31 Natt	10 Natt
68.	3/4	Seattle	97-98	L 31-37	21-14		25 Natt	13 Natt
69.	3/8	@ Utah	110-117	L 31-38		10-24	26 R.Brewer	9 Jeelani
70.	3/7	Denver	113-104	W 32-38	22-14		29 Natt	19 Washington
71.	3/9	LA Lakers	142-121	W 33-38	23-14		23 Twardzik	10 Washington
72.	3/12	@ LA Lakers	94-102	L 33-39		10-25	23 Owens	15 Owens
73.	3/14	@ Milwaukee	110-120	L 33-40		10-26	24 Natt	10 Washington
74.	3/15	@ Chicago	108-110	L 33-41		10-27	28 Jeelani	10 Owens
75.	3/18	Milwaukee	123-122	W 34-41	24-14		25 R.Brewer	14 Washington
76.	3/19	@ Golden State	115-113 (ot)	W 35-41		11-27	24 Natt	10 Washington
77.	3/21	Phoenix	100-111	L 35-42	24-15		16 Bates	10 Owens
78.	3/23	San Diego	98-91	W 36-42	25-15		28 Natt	13 Washington
79.	3/25	Kansas City	106-102	W 37-42	26-15		24 Natt	12 Washington
80.	3/27	@ San Diego	96-93	W 38-42		12-27	18 Owens	9 Natt
81.	3/28	@ Phoenix	100-114	L 38-43		12-28	20 Bates	8 Owens
82.	3/30	@ Seattle	104-130	L 38-44		12-29	18 Washington	10 Washington,Owens

See Playoff section for 1980 Playoff game-by-game scores

HISTORY

# SCHEDULE & RESULTS

# 1980-81 (45-37)

	Date	Opponent	Score	Record	Home	Road	Scoring Leader	Rebounding Leader
1.	10/10	@ Utah	86-96	L 0-1		0-1	26 R.Brewer	12 M.Thompson
2.	10/12	Seattle	107-96	W 1-1	1-0		18 M.Thompson,Bates	13 Kunnert
3.	10/15	@ Golden State	92-95	L 1-2		0-2	19 Paxson	12 Washington
4.	10/17	Houston	99-102	L 1-3	1-1		20 Washington	15 Washington
5.	10/21	LA Lakers	107-103	W 2-3	2-1		18 Owens	16 Washington
6.	10/24	Dallas	120-105	W 3-3	3-1		22 M.Thompson	11 Washington
7.	10/26	@ Seattle	98-111	L 3-4		0-3	16 M.Thompson	10 Washington
8.	10/28	@ San Antonio	112-120	L 3-5		0-4	24 Natt	12 Washington
9.	10/29	@ Kansas City	98-115	L 3-6		0-5	19 Washington	10 Natt,Gross
10.	11/1	Utah	87-95	L 3-7	3-2		21 M.Thompson	17 Washington
11.	11/2	Cleveland	102-96	W 4-7	4-2		18 R.Brewer	11 M.Thompson
12.	11/4	@ LA Lakers	118-119	L 4-8		0-6	26 M.Thompson	12 M.Thompson
13.	11/7	Golden State	122-113	W 5-8	5-2		27 Owens	17 Washington
14.	11/8	San Diego	106-110 (ot)	L 5-9	5-3		26 Owens	11 Washington
15.	11/11	Kansas City	101-102	L 5-10	5-4		20 Natt	12 Washington
16.	11/14	@ Dallas	106-113	L 5-11		0-7	19 Natt	14 M.Thompson
17.	11/15	@ Denver	123-125	L 5-12		0-8	27 Washington	12 Washington,Owens
18.	11/16	@ Phoenix	107-119	L 5-13		0-9	21 Natt	11 M.Thompson,Owens
19.	11/18	Denver	122-103	W 6-13	6-4		25 Paxson	11 Washington
20.	11/20	Milwaukee	93-97	L 6-14	6-5		18 M.Thompson	10 M.Thompson
21.	11/23	Dallas	116-96	W 7-14	7-5		20 Paxson,Owens	11 Washington
22.	11/25	@ Atlanta	108-112	L 7-15		0-10	18 Paxson	10 Washington,M.Thompson
23.	11/26	@ Boston	101-126	L 7-16		0-11	17 R.Brewer	9 M.Thompson,Kunnert
24.	11/28	@ Philadelphia	103-116	L 7-17		0-12	27 Natt	18 Owens
25.	11/29	@ New York	110-111	L 7-18		0-13	28 Natt	11 M.Thompson
26.	12/2	New Jersey	105-118	L 7-19	7-6		26 Bates	11 Owens
27.	12/4	@ San Diego	103-100	W 8-19		1-13	21 M.Thompson,Paxson	8 Owens
28.	12/5	Chicago	116-115	W 9-19	8-6		21 Ransey	11 M.Thompson
29.	12/7	San Antonio	116-115	W 10-19	9-6		21 Bates	8 Washington
30.	12/9	Seattle	111-98	W 11-19	10-6		30 Paxson	9 Natt
31.	12/12	Houston	106-100	W 12-19	11-6		18 Bates, Ransey	10 Kunnert
32.	12/14	@ Phoenix	116-110	W 13-19		2-13	24 M.Thompson	12 M.Thompson
33.	12/17	@ Golden State	115-113	W 14-19		3-13	23 M.Thompson	10 M.Thompson,Natt
34.	12/19	@ LA Lakers	110-106	W 15-19		4-13	21 M.Thompson	11 M.Thompson
35.	12/20	Atlanta	122-119 (ot)	W 16-19	12-6		29 Paxson	9 M.Thompson,Natt
36.	12/21	Phoenix	100-111	L 16-20	12-7		22 Bates	7 Paxson
37.	12/23	LA Lakers	108-102	W 17-20	13-7		25 Ransey	13 M.Thompson
38.	12/25	Golden State	115-114	W 18-20	14-7		23 Owens	10 Kunnert
39.	12/26	@ Seattle	96-90	W 19-20		5-13	27 M.Thompson	14 Owens
40.	12/30	Philadelphia	109-108	W 20-20	15-7		25 M.Thompson	10 M.Thompson
41.	1/1	Denver	122-119	W 21-20	16-7		29 Ransey	11 M.Thompson,Washington
42.	1/3	@ Utah	103-109	L 21-21		5-14	21 M.Thompson	12 M.Thompson
43.	1/4	Boston	111-120	L 21-22	16-8		22 M.Thompson	10 M.Thompson,Owens
44.	1/6	Detroit	110-90	W 22-22	17-8		21 Paxson	12 Washington
45.	1/9	@ San Antonio	86-102	L 22-23		5-15	18 Paxson	8 M.Thompson
46.	1/10	@ Houston	105-106	L 22-24		5-16	30 Paxson	11 Washington
47.	1/14	@ Kansas City	110-91	W 23-24		6-16	32 Ransey	14 Washington
48.	1/16	@ Chicago	113-112	W 24-24		7-16	21 Paxson	5 Owens
49.	1/18	@ Milwaukee	103-110	L 24-25		7-17	23 M.Thompson	17 M.Thompson
50.	1/20	@ Cleveland	94-99	L 24-26		7-18	20 Owens	11 Owens
51.	1/23	New York	117-90	W 25-26	18-8		23 Paxson	14 M.Thompson
52.	1/25	San Antonio	118-100	W 26-26	19-8		21 Paxson	12 M.Thompson
53.	1/26	@ LA Lakers	112-124	L 26-27		7-19	21 Bates	13 Owens
54.	1/29	@ San Diego	108-106	W 27-27		8-19	30 Paxson	12 Washington
55.	2/3	Washington	111-104 (ot)	W 28-27	20-8		24 Bates	14 Washington
56.	2/4	@ Golden State	100-115	L 28-28		8-20	21 Ransey	13 M.Thompson
57.	2/6	@ San Antonio	96-122	L 28-29		8-21	17 M.Thompson	9 M.Tho.,Ransey,Bates
58.	2/8	Kansas City	129-123 (ot)	W 29-29	21-8		24 M.Thompson	14 M.Thompson
59.	2/12	Seattle	109-112	L 29-30	21-9		27 M.Thompson	8 M.Thompson
60.	2/13	@ Denver	143-162	L 29-31		8-22	25 Natt	9 Natt
61.	2/15	Utah	118-84	W 30-31	22-9		25 Bates	8 Washington
62.	2/17	@ Washington	124-104	W 31-31		9-22	24 Ransey	11 M.Thompson
63.	2/19	@ Detroit	115-106	W 32-31		10-22	24 Bates	8 M.Thompson
64.	2/20	@ New Jersey	113-123 (ot)	L 32-32		10-23	26 Ransey	11 M.Thompson,Washington
65.	2/22	@ Indiana	113-109 (ot)	W 33-32		11-23	23 Natt	11 Owens
66.	2/24	San Diego	107-121	L 33-33	22-10		23 Bates	16 Washington
67.	2/27	Phoenix	121-117	W 34-33	23-10		33 Ransey	9 Washington
68.	3/1	Utah	108-97	W 35-33	24-10		29 Ransey	9 M.Thompson
69.	3/3	Indiana	117-112	W 36-33	25-10		28 M.Thompson	11 Washington
70.	3/5	@ Kansas City	100-106	L 36-34		11-24	21 M.Thompson	16 Washington
71.	3/6	@ Phoenix	107-128	L 36-35		11-25	20 M.Thompson,Ransey	7 Washington
72.	3/8	Golden State	120-112 (ot)	W 37-35	26-10		33 M.Thompson	13 Natt
73.	3/10	@ Denver	142-137	W 38-35		12-25	35 Ransey	16 Washington
74.	3/13	@ Houston	104-126	L 38-36		12-26	20 Ransey	10 Washington
75.	3/15	Dallas	135-110	W 39-36	27-10		35 Bates	10 Kunnert
76.	3/17	San Diego	127-112	W 40-36	28-10		24 Paxson	8 M.Thompson
77.	3/20	Houston	107-103	W 41-36	29-10		21 Paxson,Bates	10 Washington
78.	3/21	LA Lakers	111-117	L 41-37	29-11		24 Ransey	19 Washington
79.	3/24	Phoenix	120-111	W 42-37	30-11		33 Ransey	14 Washington
80.	3/25	@ Seattle	112-103	W 43-37		13-26	24 M.Tho.,Ransey,Bates	9 M.Thompson
81.	3/27	@ Dallas	123-109	W 44-37		14-26	29 M.Thompson	11 M.Thompson
82.	3/29	@ San Diego	144-129	W 45-37		15-26	40 Bates	10 M.Thompson

See Playoff section for 1981 Playoff game-by-game scores



# SCHEDULE & RESULTS

# 1981-82 (42-40)

	Date	Opponent	Score	Record	Home	Road	Scoring Leader	Rebounding Leader
1.	10/30	Phoenix	103-95	W 1-0	1-0		24 M.Thompson	11 Natt
2.	11/1	Seattle	104-94	W 2-0	2-0		21 M.Thompson	13 Natt
3.	11/3	LA Lakers	102-100	W 3-0	3-0		23 Natt,Paxson	12 M.Thompson
4.	11/4	@ Golden State	109-108	W 4-0		1-0	22 Paxson	11 M.Thompson
5.	11/6	Utah	119-109	W 5-0	4-0		30 M.Thompson	13 M.Thompson
6.	11/8	Denver	120-116	W 6-0	5-0		30 Natt	19 M.Thompson
7.	11/10	Dallas	117-95	W 7-0	6-0		21 Paxson	7 M.Thompson,Verhoeven
8.	11/12	@ San Diego	115-122	L 7-1		1-1	33 Natt	14 Natt
9.	11/13	@ LA Lakers	115-119	L 7-2		1-2	34 Natt	16 M.Thompson
10.	11/15	San Antonio	105-110	L 7-3	6-1		26 Paxson	10 Harper
11.	11/20	New Jersey	106-86	W 8-3	7-1		27 M.Thompson	15 M.Thompson
12.	11/25	@ Seattle	103-110	L 8-4		1-3	37 M.Thompson	13 Natt
13.	11/27	@ Utah	103-93	W 9-4		2-3	30 M.Thompson	9 Verhoeven
14.	11/29	Chicago	114-109	W 10-4	8-1		24 Verhoeven	9 Gudmundsson
15.	12/1	@ Denver	121-113	W 11-4		3-3	30 Natt	14 Natt
16.	12/2	@ Kansas City	112-107	W 12-4		4-3	26 Paxson	13 M.Thompson
17.	12/4	@ San Antonio	111-127	L 12-5		4-4	25 M.Thompson	12 M.Thompson
18.	12/5	@ Houston	98-110	L 12-6		4-5	18 Paxson	16 M.Thompson
19.	12/8	Golden State	108-122	L 12-7	8-2		26 Paxson	15 M.Thompson
20.	12/10	@ Phoenix	110-117	L 12-8		4-6	29 Paxson	21 M.Thompson
21.	12/11	@ LA Lakers	116-124	L 12-9		4-7	38 M.Thompson	11 M.Thompson
22.	12/13	Detroit	105-99	W 13-9	9-2		30 Natt	13 M.Thompson
23.	12/15	San Diego	118-101	W 14-9	10-2		28 Ransey	12 Gudmundsson
24.	12/19	@ Dallas	95-102	L 14-10		4-8	25 Ransey	11 Washington
25.	12/22	LA Lakers	110-122	L 14-11	10-3		20 Paxson	7 Natt
26.	12/25	Seattle	99-94	W 15-11	11-3		28 Verhoeven	15 M.Thompson
27.	12/26	@ San Diego	128-116	W 16-11		5-8	27 Paxson	16 M.Thompson
28.	12/30	@ Phoenix	112-113	L 16-12		5-9	27 Ransey	9 Natt
29.	1/1	Philadelphia	105-120	L 16-13	11-4		21 Natt	10 Natt
30.	1/3	Kansas City	127-116 (ot)	W 17-13	12-4		28 Natt	13 Washington
31.	1/5	San Antonio	115-110	W 18-13	13-4		25 M.Thompson,Bates	9 Washington,M.Thompson
32.	1/8	Denver	121-124	L 18-14	13-5		27 M.Thompson	15 M.Thompson,Natt
33.	1/10	Houston	109-111	L 18-15	13-6		25 M.Thompson	10 Washington
34.	1/12	Indiana	105-93	W 19-15	14-6		22 M.Thompson	14 M.Thompson
35.	1/14	@ Houston	111-100	W 20-15		6-9	22 M.Th.,Paxson,Ransey	12 M.Thompson
36.	1/16	@ Dallas	110-103	W 21-15		7-9	24 Ransey	13 Natt
37.	1/19	@ Atlanta	101-112	L 21-16		7-10	22 Bates	7 M.Thompson,Harper
38.	1/20	@ Philadelphia	110-115	L 21-17		7-11	26 Ransey	9 M.Thompson
39.	1/22	@ Washington	97-110	L 21-18		7-12	17 M.Thompson	12 M.Thompson
40.	1/24	@ Boston	123-119	W 22-18		8-12	33 Ransey	9 M.Thompson,Natt
41.	1/29	San Diego	96-93	W 23-18	15-6		25 Natt	19 M.Thompson
42.	2/2	Kansas City	102-97	W 24-18	16-6		27 Natt	17 M.Thompson
43.	2/3	@ Utah	118-122	L 24-19		8-13	20 Ransey	10 M.Thompson
44.	2/5	Utah	121-100	W 25-19	17-6		29 Bates	19 M.Thompson
45.	2/7	New York	100-98	W 26-19	18-6		28 M.Thompson	18 M.Thompson
46.	2/10	@ Cleveland	105-91	W 27-19		9-13	24 Natt	11 Natt
47.	2/11	@ Milwaukee	105-116	L 27-20		9-14	25 M.Thompson	9 M.Thompson,Natt
48.	2/13	@ Detroit	128-120	W 28-20		10-14	25 Natt	11 M.Thompson
49.	2/14	@ Indiana	91-107	L 28-21		10-15	18 Harper	21 M.Thompson
50.	2/16	Washington	97-100	L 28-22	18-7		24 Paxson	15 M.Thompson
51.	2/19	Boston	117-127	L 28-23	18-8		29 M.Thompson	11 M.Thompson
52.	2/21	Atlanta	97-109	L 28-24	18-9		18 Ransey	12 M.Thompson
53.	2/23	@ Chicago	122-123	L 28-25		10-16	22 M.Thompson	12 M.Thompson
54.	2/24	@ Kansas City	123-111	W 29-25		11-16	26 Natt	10 M.Thompson,Gross
55.	2/26	@ New Jersey	106-110	L 29-26		11-17	26 M.Thompson	12 Natt
56.	2/27	@ New York	105-107	L 29-27		11-18	25 Ransey	10 M.Thompson
57.	3/2	Phoenix	119-108 (ot)	W 30-27	19-9		30 Ransey	12 M.Thompson
58.	3/5	Cleveland	110-111	L 30-28	19-10		28 M.Thompson	12 M.Thompson
59.	3/7	@ Golden State	106-102	W 31-28		12-18	29 M.Thompson	10 M.Thompson
60.	3/10	@ Dallas	102-104	L 31-29		12-19	23 Bates	11 Harper
61.	3/12	@ San Antonio	112-108	W 32-29	13-19		23 Ransey	14 M.Thompson
62.	3/13	@ Houston	107-112	L 32-30	13-20		24 M.Thompson	18 M.Thompson
63.	3/16	LA Lakers	108-120	L 32-31	19-11		26 Paxson	11 Natt
64.	3/18	Golden State	109-95	W 33-31	20-11		26 Natt	15 Natt
65.	3/19	@ Utah	131-129 (ot)	W 34-31		14-20	30 M.Thompson	16 M.Thompson
66.	3/21	Dallas	109-101	W 35-31	21-11		24 Ransey	7 M.Thompson
67.	3/23	Milwaukee	104-109	L 35-32	21-12		37 M.Thompson	18 M.Thompson
68.	3/25	Houston	95-108	L 35-33	21-13		23 M.Thompson	11 M.Thompson
69.	3/26	@ Golden State	89-102	L 35-34		14-21	22 M.Thompson	7 Natt,Gudmundsson
70.	3/28	@ Seattle	101-109	L 35-35		14-22	23 Paxson	18 M.Thompson
71.	3/30	Kansas City	109-99	W 36-35	22-13		33 Paxson	12 Natt
72.	4/1	San Antonio	109-105	W 37-35	23-13		28 M.Thompson	13 Natt
73.	4/2	@ Denver	121-127	L 37-36		14-23	27 M.Thompson	13 Natt
74.	4/4	@ LA Lakers	111-129	L 37-37		14-24	23 Ransey	12 Natt
75.	4/6	Denver	136-122	W 38-37	24-13		28 Natt	9 Natt,Harper
76.	4/8	@ Phoenix	106-104	W 39-37		15-24	17 Paxson,Gross	11 Gross
77.	4/9	San Diego	124-104	W 40-37	25-13		22 Bates	11 Gudmundsson
78.	4/11	Golden State	116-106 (ot)	W 41-37	26-13		24 Paxson	13 M.Thompson,Natt
79.	4/13	@ Seattle	86-88	L 41-38		15-25	18 Ransey	13 Natt
80.	4/15	@ San Diego	123-129	L 41-39		15-26	27 Bates	8 Natt
81.	4/16	Phoenix	99-113	L 41-40	26-14		25 M.Thompson	20 M.Thompson
82.	4/18	Seattle	119-114	W 42-40	27-14		25 Paxson	19 M.Thompson

HISTORY

# SCHEDULE & RESULTS

# 1982-83 (46-36)

	Date	Opponent	Score	Record	Home	Road	Scoring Leader	Rebounding Leader
1.	10/29	@ Kansas City	111-113	L 0-1		0-1	29 Paxson	10 Carr,Cooper
2.	10/30	@ San Antonio	107-112	L 0-2		0-2	33 Paxson	10 M.Thompson
3.	11/2	@ Phoenix	87-92	L 0-3		0-3	15 Paxson,M.Thompson	9 M.Thompson
4.	11/4	San Antonio	107-108 (ot)	L 0-4			22 M.Thompson	14 Carr
5.	11/6	New York	110-102	W 1-4	1-1		33 Paxson	12 M.Thompson
6.	11/7	@ LA Lakers	89-103	L 1-5		0-4	22 Paxson	7 Natt
7.	11/9	Golden State	111-96	W 2-5	2-1		20 M.Thompson	7 Natt,M.Thompson
8.	11/11	Houston	111-90	W 3-5	3-1		24 Paxson	8 M.Thompson,Cooper
9.	11/12	@ Denver	128-111	W 4-5		1-4	27 Natt	12 M.Thompson,Carr
10.	11/14	Phoenix	94-102	L 4-6	3-2		20 Natt,Valentine	11 Natt
11.	11/16	Atlanta	106-87	W 5-6	4-2		25 M.Thompson	11 M.Thompson
12.	11/19	New Jersey	118-108	W 6-6	5-2		27 Natt	12 M.Thompson
13.	11/21	Cleveland	129-79	W 7-6	6-2		23 Paxson	11 M.Thompson
14.	11/23	@ Philadelphia	106-103	W 8-6		2-4	22 Natt	12 Carr
15.	11/24	@ Boston	95-104	L 8-7		2-5	23 M.Thompson	13 M.Thompson
16.	11/26	@ Detroit	118-132 (ot)	L 8-8		2-6	31 Natt	9 Carr,Natt
17.	11/27	@ Washington	90-107	L 8-9		2-7	19 Paxson	10 M.Thompson
18.	11/30	San Diego	121-114	W 9-9	7-2		23 M.Thompson	11 Carr
19.	12/2	@ Utah	112-119	L 9-10		2-8	29 Natt	13 M.Thompson
20.	12/3	@ LA Lakers	100-115	L 9-11		2-9	24 M.Thompson	10 Carr
21.	12/7	Utah	137-121	W 10-11	8-2		35 Paxson	13 Carr
22.	12/9	@ Golden State	107-98	W 11-11		3-9	30 Natt	14 Natt
23.	12/12	Phoenix	99-94	W 12-11	9-2		20 Paxson	15 Cooper
24.	12/14	LA Lakers	107-103	W 13-11	10-2		24 Paxson	15 M.Thompson
25.	12/16	@ San Diego	111-103	W 14-11		4-9	21 Paxson	11 M.Thompson
26.	12/18	Dallas	108-105	W 15-11	11-2		22 Natt	10 Carr
27.	12/21	@ Seattle	94-99	L 15-12		4-10	22 M.Thompson	20 M.Thompson
28.	12/23	Houston	88-82	W 16-12	12-2		24 Paxson	15 M.Thompson
29.	12/25	Seattle	95-88	W 17-12	13-2		22 Paxson	13 Carr
30.	12/26	@ San Diego	105-112	L 17-13		4-11	24 M.Thompson	12 M.Thompson
31.	12/28	@ Phoenix	94-116	L 17-14		4-12	20 Valentine	7 Carr,Cooper
32.	12/30	@ Kansas City	113-107	W 18-14		5-12	26 M.Thompson	15 M.Thompson
33.	1/1	Golden State	102-74	W 19-14	14-2		21 M.Thompson	11 M.Thomp.,Carr,Verhoeven
34.	1/2	Denver	122-104	W 20-14	15-2		31 Paxson	14 Cooper
35.	1/4	Indiana	119-117	W 21-14	16-2		32 Paxson	10 Cooper,Natt
36.	1/6	@ Golden State	93-94	L 21-15		5-13	20 Natt	17 Carr
37.	1/9	Seattle	110-101	W 22-15	17-2		31 Natt	8 M.Thompson
38.	1/14	@ Seattle	102-99	W 23-15		6-13	24 M.Thompson	10 Cooper,Natt
39.	1/15	Kansas City	121-110	W 24-15	18-2		29 Paxson	8 M.Thompson
40.	1/20	@ Dallas	112-121	L 24-16		6-14	34 Natt	12 Cooper
41.	1/22	@ Houston	113-96 (ot)	W 25-16		7-14	33 Natt	14 Natt
42.	1/23	@ San Antonio	108-107	W 26-16		8-14	25 M.Thompson	12 Natt
43.	1/25	LA Lakers	120-125	L 26-17	18-3		29 Paxson	12 Natt
44.	1/27	Utah	120-106	W 27-17	19-3		22 Paxson	10 Natt
45.	1/28	@ Denver	109-118	L 27-18		8-15	26 Natt	11 Natt
46.	2/1	Milwaukee	99-115	L 27-19	19-4		22 Natt	9 M.Thompson
47.	2/4	Philadelphia	115-109	W 28-19	20-4		28 Natt	13 Cooper
48.	2/6	Dallas	105-112	L 28-20	20-5		27 Paxson	12 M.Thompson,Cooper
49.	2/8	@ Chicago	109-93	W 29-20		9-15	34 Paxson	9 M.Thompson,Natt
50.	2/10	@ Milwaukee	92-102	L 29-21		9-16	22 Paxson	14 Cooper
51.	2/15	San Diego	115-106	W 30-21	21-5		21 Natt	16 M.Thompson
52.	2/17	Boston	121-114	W 31-21	22-5		26 Carr	12 M.Thompson
53.	2/18	@ Utah	101-97	W 32-21		10-16	32 Paxson	12 M.Thompson
54.	2/20	Washington	104-95	W 33-21	23-5		26 Paxson	12 M.Thompson
55.	2/22	@ Houston	113-107	W 34-21		11-16	28 Paxson	12 M.Thompson
56.	2/23	@ San Antonio	114-124	L 34-22		11-17	20 Paxson,Natt	9 M.Thompson
57.	2/25	@ Dallas	117-133	L 34-23		11-18	19 Carr	12 M.Thompson
58.	2/27	@ Cleveland	92-98	L 34-24		11-19	24 Paxson,Natt	11 Natt
59.	3/2	@ San Diego	104-102	W 35-24		12-19	24 Natt	10 Carr
60.	3/4	Denver	138-142	L 35-25	23-6		33 Natt	8 Carr
61.	3/6	Utah	105-110	L 35-26	23-7		27 Paxson	12 M.Thompson
62.	3/8	@ Atlanta	93-110	L 35-27		12-20	22 Paxson	9 Cooper
63.	3/9	@ Indiana	101-97	W 36-27		13-20	26 Paxson	18 M.Thompson
64.	3/12	@ New York	95-97	L 36-28		13-21	30 Natt	9 Cooper
65.	3/13	@ New Jersey	94-109	L 36-29		13-22	32 Paxson	13 Cooper
66.	3/15	Kansas City	115-98	W 37-29	24-7		32 Paxson	10 Natt
67.	3/18	Chicago	101-117	L 37-30	24-8		31 Paxson	11 Cooper
68.	3/20	@ Denver	118-106	W 38-30		14-22	29 Paxson	12 Carr
69.	3/22	San Antonio	119-102	W 39-30	25-8		22 M.Thompson	16 Cooper
70.	3/24	Houston	104-97	W 40-30	26-8		25 Paxson	11 M.Thompson
71.	3/27	@ Kansas City	95-110	L 40-31		14-23	25 M.Thompson	10 M.Thompson
72.	3/29	Detroit	114-107	W 41-31	27-8		22 Natt	7 M.Thompson
73.	3/31	@ Phoenix	89-106	L 41-32		14-24	22 Natt	13 Cooper
74.	4/2	Dallas	110-98	W 42-32	28-8		27 Natt	12 Cooper
75.	4/5	LA Lakers	107-101	W 43-32	29-8		24 M.Thompson	12 M.Thompson
76.	4/7	@ Golden State	107-118	L 43-33		14-25	21 Paxson	8 McDowell
77.	4/8	Phoenix	98-99	L 43-34	29-9		20 Paxson,Natt	10 Cooper
78.	4/10	Seattle	93-102	L 43-35	29-10		27 Natt	16 M.Thompson
79.	4/12	@ Seattle	101-106	L 43-36		14-26	26 Paxson	14 M.Thompson
80.	4/14	San Diego	120-83	W 44-36	30-10		24 Natt	11 M.Thompson
81.	4/15	Golden State	112-106	W 45-36	31-10		30 Paxson	15 Cooper
82.	4/17	@ LA Lakers	119-108	W 46-36		15-26	28 Paxson	9 Natt

See Playoff section for 1983 Playoff game-by-game scores



# SCHEDULE & RESULTS

# 1983-84 (48-34)

Date	Opponent	Score	Record	Home	Road	Scoring Leader	Rebounding Leader
1. 10/28	San Diego	107-93	W 1-0	1-0		21 Cooper	13 Cooper
2. 10/29	@ Golden State	95-97	L 1-1		0-1	27 Paxson	12 Carr
3. 11/1	@ San Antonio	126-124	W 2-1		1-1	26 Natt	10 M.Thompson
4. 11/2	@ Dallas	117-123	L 2-2		1-2	23 Paxson	10 M.Thompson,Natt
5. 11/4	New York	106-97	W 3-2	2-0		25 Paxson, Natt	9 M.Thompson
6. 11/6	Phoenix	122-96	W 4-2	3-0		20 Paxson	11 Cooper
7. 11/8	@ Houston	122-104	W 5-2		2-2	26 Natt	16 M.Thompson
8. 11/10	Cleveland	115-110	W 6-2	4-0		23 Paxson	8 M.Thompson
9. 11/12	@ Utah	122-136	L 6-3		2-3	33 Paxson	8 Carr
10. 11/13	Atlanta	135-105	W 7-3	5-0		24 Paxson	11 Cooper
11. 11/15	Utah	114-112	W 8-3	6-0		26 Cooper	12 Natt
12. 11/19	LA Lakers	110-117	L 8-4	6-1		21 Paxson	11 Cooper
13. 11/22	Denver	156-116	W 9-4	7-1		22 Lever	12 M.Thompson,Carr
14. 11/25	@ Seattle	100-90	W 10-4		3-3	18 Carr	9 Natt
15. 11/26	Seattle	122-94	W 11-4	8-1		20 Paxson	10 Natt
16. 11/28	@ Kansas City	104-113	L 11-5		3-4	28 M.Thompson	11 Carr
17. 11/30	@ Cleveland	105-112	L 11-6		3-5	24 Paxson	8 Carr
18. 12/2	@ Boston	106-115	L 11-7		3-6	18 Valentine	16 M.Thompson
19. 12/3	@ New Jersey	128-122 (ot)	W 12-7		4-6	28 Lever	11 Carr,Cooper
20. 12/6	San Antonio	130-118	W 13-7	9-1		26 Paxson	7 M.Thompson
21. 12/7	@ Utah	111-116	L 13-8		4-7	21 M.Thompson	15 Cooper
22. 12/9	Detroit	123-117	W 14-8	10-1		28 M.Thompson	14 M.Thompson
23. 12/11	Golden State	105-101	W 15-8	11-1		27 Paxson	17 Carr
24. 12/13	Seattle	102-89	W 16-8	12-1		18 Paxson,M.Thompson	11 Natt
25. 12/15	New Jersey	118-105	W 17-8	13-1		20 M.Thompson	9 Cooper
26. 12/16	@ Denver	119-115	W 18-8		5-7	22 Paxson,Natt	17 Cooper
27. 12/18	@ LA Lakers	115-122	L 18-9		5-8	22 M.Thompson,Carr	11 Carr
28. 12/21	@ Phoenix	112-116	W 19-9		6-8	31 Paxson	16 Carr
29. 12/23	Houston	97-84	W 20-9	14-1		24 Paxson	12 Carr,Norris
30. 12/25	LA Lakers	141-121	W 21-9	15-1		27 Paxson	11 M.Thompson
31. 12/27	@ Detroit	100-140	L 21-10		6-9	19 M.Thompson	12 Carr
32. 12/29	@ Chicago	99-100	L 21-11		6-10	18 Paxson,Cooper	11 Cooper
33. 12/30	@ Milwaukee	88-93	L 21-12		6-11	17 M.Thompson	8 Carr
34. 1/1	Philadelphia	103-115	L 21-13	15-2		19 M.Thompson	8 M.Thompson,Drexler
35. 1/3	Kansas City	123-104	W 22-13	16-2		39 Paxson	12 M.Thompson
36. 1/6	Denver	144-129	W 23-13	17-2		32 Paxson	16 M.Thompson
37. 1/8	@ Seattle	110-125	L 23-14		6-12	20 Paxson,M.Thompson	9 M.Thompson
38. 1/10	San Antonio	133-120	W 24-14	18-2		22 Cooper	7 Cooper
39. 1/12	@ Houston	120-117	W 25-14		7-12	28 Natt	11 Natt
40. 1/13	@ Dallas	110-113	L 25-15		7-13	24 Paxson	11 Carr
41. 1/16	@ San Antonio	111-126	L 25-16		7-14	23 Paxson	10 M.Thompson
42. 1/17	Dallas	121-114	W 26-16	19-2		31 Natt	8 Cooper
43. 1/19	@ Golden State	103-107	L 26-17		7-15	22 Paxson	11 Carr
44. 1/21	Kansas City	114-94	W 27-17	20-2		25 M.Thompson	13 M.Thompson
45. 1/24	@ San Diego	113-118	L 27-18		7-16	21 Carr	13 Carr
46. 1/31	@ LA Lakers	124-129	L 27-19		7-17	33 Natt	11 M.Thompson
47. 2/1	@ Phoenix	106-109	L 27-20		7-18	25 Natt	9 M.Thompson,Lever
48. 2/3	Milwaukee	116-110	W 28-20	21-2		32 Natt	8 Cooper
49. 2/5	Phoenix	97-82	W 29-20	22-2		22 Paxson	10 Carr
50. 2/7	Dallas	101-85	W 30-20	23-2		23 Carr	11 Carr
51. 2/8	@ San Diego	114-105	W 31-20		8-18	26 Carr	13 Carr
52. 2/10	Denver	123-117	W 32-20	24-2		22 Paxson	10 M.Thompson
53. 2/12	Utah	112-114	L 32-21	24-3		26 Paxson	11 Cooper
54. 2/17	Washington	87-96	L 32-22	24-4		17 Washington	8 Natt
55. 2/19	Boston	101-107	L 32-23	24-5		24 Paxson	14 M.Thompson
56. 2/21	@ New York	106-89	W 33-23		9-18	20 Paxson	14 M.Thompson
57. 2/22	@ Washington	104-101	W 34-23		10-18	24 Carr	8 Natt
58. 2/24	@ Philadelphia	119-114	W 35-23		11-18	31 Natt	11 Natt
59. 2/26	@ Indiana	100-102	L 35-24		11-19	20 Natt	12 M.Thompson
60. 2/28	San Diego	117-99	W 36-24	25-5		26 Paxson	12 Carr
61. 3/1	San Antonio	121-98	W 37-24	26-5		20 Paxson,Lever	8 Carr,M.Thompson,Cooper
62. 3/3	Indiana	118-98	W 38-24	27-5		23 M.Thompson	13 Carr
63. 3/6	@ Kansas City	110-128	L 38-25		11-20	23 Carr	10 Carr,M.Thompson
64. 3/9	@ Atlanta	104-101	W 39-25		12-20	20 Carr,Natt	15 M.Thompson
65. 3/11	@ Denver	123-149	L 39-26		12-21	29 Natt	8 Carr,Natt,Norris
66. 3/13	@ Utah	119-124	L 39-27		12-22	21 Carr,M.Thompson	12 M.Thompson
67. 3/16	Chicago	155-156 (4ot)	L 39-28	27-6		41 Paxson	12 Natt
68. 3/17	Golden State	133-96	W 40-28	28-6		29 Paxson	7 Cooper,Drexler
69. 3/20	San Diego	106-105	W 41-28	29-6		27 Paxson	8 Natt
70. 3/23	Phoenix	124-98	W 42-28	30-6		25 Carr	14 M.Thompson
71. 3/24	@ Golden State	106-94	W 43-28		13-22	27 Paxson	12 M.Thompson
72. 3/27	Seattle	93-87	W 44-28	31-6		24 Paxson	13 Drexler
73. 3/29	Kansas City	120-113	W 45-28	32-6		21 Paxson	12 M.Thompson
74. 3/31	@ Houston	106-102	W 46-28		14-22	23 Carr	13 Carr
75. 4/3	@ Dallas	91-88	W 47-28		15-22	22 Paxson	10 Carr
76. 4/5	Houston	114-129	L 47-29	32-7		26 Paxson	6 Carr
77. 4/6	@ San Diego	112-121	L 47-30		15-23	32 Paxson	10 M.Thompson
78. 4/8	LA Lakers	113-119	L 47-31	32-8		25 Carr	8 Natt
79. 4/10	@ Phoenix	88-100	L 47-32		15-24	21 Carr	13 Carr
80. 4/11	@ LA Lakers	108-121	L 47-33		15-25	22 Paxson	9 Carr
81. 4/13	Golden State	102-101	W 48-33	33-8		27 Natt	9 Carr
82. 4/15	@ Seattle	103-108	L 48-34		15-26	30 Paxson	8 M.Thompson

See Playoff section for 1984 Playoff game-by-game scores

HISTORY



# SCHEDULE & RESULTS

# 1984-85 (42-40)

	Date	Opponent	Score	Record	Home	Road	Scoring Leader	Rebounding Leader
1.	10/27	@ Kansas City	140-119	W 1-0		1-0	47 Vandeweghe	11 M.Thompson
2.	10/30	Seattle	115-83	W 2-0	1-0		22 Vandeweghe	8 M.Thompson
3.	11/1	@ Phoenix	130-139 (3ot)	L 2-1		1-1	28 Paxson	10 Drexler,Carr
4.	11/3	@ LA Clippers	131-112	W 3-1		2-1	31 Vandew.,M.Thomp.	12 Bowie
5.	11/4	@ LA Lakers	116-124	L 3-2		2-2	23 Drexler	8 Drexler,M.Thompson
6.	11/6	Phoenix	116-99	W 4-2	2-0		29 Vandeweghe	9 Bowie
7.	11/8	@ Denver	125-128	L 4-3		2-3	32 M.Thompson	15 M.Thompson
8.	11/9	LA Lakers	126-130	L 4-4	2-1		28 M.Thompson	7 M.Thompson
9.	11/11	Golden State	109-97	W 5-4	3-1		30 Paxson	12 Bowie
10.	11/13	Dallas	94-101	L 5-5	3-2		25 Paxson,M.Thompson	10 M.Thompson
11.	11/15	Utah	129-120	W 6-5	4-2		30 Vandeweghe	12 Norris
12.	11/16	@ Seattle	89-91	L 6-6		2-4	23 M.Thompson	11 M.Thompson
13.	11/18	LA Clippers	113-105	W 7-6	5-2		31 M.Thompson	12 M.Thompson
14.	11/20	New Jersey	117-107 (ot)	W 8-6	6-2		28 Vandeweghe	14 Norris
15.	11/24	Chicago	141-131	W 9-6	7-2		31 Paxson	8 Carr
16.	11/27	@ Cleveland	115-106	W 10-6		3-4	22 Vandeweghe,Carr	12 Bowie
17.	11/28	@ Detroit	113-120	L 10-7		3-5	29 Vandeweghe	6 Carr,M.Thompson
18.	11/30	@ Philadelphia	116-126	L 10-8		3-6	26 Drexler	8 M.Thompson
19.	12/1	@ New York	115-93	W 11-8		4-6	25 Drexler	12 Drexler
20.	12/4	Phoenix	112-104	W 12-8	8-2		23 Vandeweghe	16 Carr
21.	12/6	San Antonio	113-96	W 13-8	9-2		28 M.Thompson	13 Carr
22.	12/8	Houston	120-127	L 13-9	9-3		30 Vandeweghe	13 M.Thompson
23.	12/11	@ Denver	122-123	L 13-10		4-7	28 Vandew.,M.Thomp.	12 Bowie
24.	12/13	@ LA Clippers	100-106	L 13-11		4-8	26 Vandeweghe	9 M.Thompson,Carr
25.	12/14	@ Golden State	92-105	L 13-12		4-9	20 Vandeweghe	11 Carr
26.	12/18	@ Seattle	99-109	L 13-13		4-10	22 M.Thompson	9 M.Thompson
27.	12/20	Kansas City	113-118	L 13-14	9-4		24 Paxson	13 Bowie
28.	12/22	@ Phoenix	108-110	L 13-15		4-11	28 Drexler	11 Bowie
29.	12/25	Golden State	106-97	W 14-15	10-4		26 Drexler	14 Bowie
30.	12/27	@ San Antonio	120-141	L 14-16		4-12	22 M.Thompson	7 Bowie,M.Thompson
31.	12/29	@ Houston	92-108	L 14-17		4-13	19 M.Thompson	11 M.Thompson
32.	1/1	Philadelphia	106-111	L 14-18	10-5		27 Vandeweghe	11 Bowie
33.	1/3	Seattle	123-89	W 15-18	11-5		30 Vandeweghe	9 Bowie
34.	1/4	@ LA Lakers	95-120	L 15-19		4-14	19 Drexler	10 Bowie
35.	1/6	Indiana	118-101	W 16-19	12-5		26 Vandeweghe	11 M.Thompson
36.	1/8	Dallas	102-108	L 16-20	12-6		29 Paxson	8 Bowie
37.	1/11	@ San Antonio	123-103	W 17-20		5-14	25 Vandeweghe	10 M.Thompson
38.	1/13	@ Dallas	101-124	L 17-21		5-15	24 M.Thompson	13 M.Thompson
39.	1/15	Houston	121-117	W 18-21	13-6		40 Paxson	8 M.Thompson
40.	1/18	@ Utah	122-127	L 18-22		5-16	29 Vandeweghe	10 M.Thompson
41.	1/19	Denver	120-123	L 18-23	13-7		27 Vandeweghe	11 Bowie
42.	1/22	@ Chicago	115-123	L 18-24		5-17	25 M.Thompson	10 Bowie
43.	1/23	@ Indiana	136-104	W 19-24		6-17	28 Paxson	12 M.Thompson
44.	1/27	@ Boston	127-128	L 19-25		6-18	24 Paxson	7 Bowie
45.	1/29	LA Lakers	106-122	L 19-26	13-8		24 M.Thompson	13 Bowie
46.	1/31	@ Golden State	129-109	W 20-26		7-18	32 Vandeweghe	8 M.Thompson
47.	2/1	San Antonio	93-104	L 20-27	13-9		19 Bowie	10 M.Thompson,Bowie
48.	2/2	Milwaukee	95-105	L 20-28	13-10		26 M.Thompson	15 Bowie
49.	2/5	Utah	126-106	W 21-28	14-10		21 M.Thompson	10 Bowie
50.	2/7	New York	133-122	W 22-28	15-10		27 Vandeweghe	12 Bowie
51.	2/12	Boston	111-103	W 23-28	16-10		23 Valentine	13 Bowie
52.	2/15	Washington	93-89	W 24-28	17-10		21 M.Thompson	20 Bowie
53.	2/17	Kansas City	115-96	W 25-28	18-10		26 M.Thompson	9 Bowie
54.	2/19	@ Kansas City	96-116	L 25-29		7-19	20 Drexler	10 M.Thompson
55.	2/20	@ Dallas	98-104	L 25-30		7-20	19 Drexler	7 M.Thomp.,Bow.,Pax.,Kersey
56.	2/22	@ Houston	103-117	L 25-31		7-21	26 Bowie	11 Bowie
57.	2/24	@ San Antonio	137-121	W 26-31		8-21	37 Drexler	10 Drexler
58.	2/26	LA Clippers	110-99	W 27-31	19-10		33 M.Thompson	9 M.Thompson
59.	2/28	@ Golden State	120-124	L 27-32		8-22	31 Paxson	11 Drexler
60.	3/1	Cleveland	103-111	L 27-33	19-11		10 Drexler	14 Bowie
61.	3/3	Utah	121-93	W 28-33	20-11		25 Colter	12 Drexler
62.	3/5	@ Atlanta	100-91	W 29-33		9-22	28 Vandeweghe	11 Drexler
63.	3/6	@ Washington	121-127 (2ot)	L 29-34		9-23	35 Colter	11 Carr
64.	3/8	@ New Jersey	128-110	W 30-34		10-23	35 Vandeweghe	12 M.Thompson
65.	3/10	@ Milwaukee	94-110	L 30-35		10-24	20 Bowie	15 Bowie
66.	3/12	@ Kansas City	114-120	L 30-36		10-25	30 Carr	10 Bowie
67.	3/15	Golden State	126-101	W 31-36	21-11		30 Vandeweghe	13 Bowie
68.	3/17	Atlanta	114-101	W 32-36	22-11		35 Vandeweghe	8 M.Thompson
69.	3/19	Detroit	143-123	W 33-36	23-11		30 M.Thompson	11 M.Thompson
70.	3/21	@ Phoenix	104-114	L 33-37		10-26	26 Drexler	12 Drexler
71.	3/23	LA Clippers	126-123	W 34-37	24-11		26 Vandeweghe	8 Bowie
72.	3/25	@ LA Clippers	120-99	W 35-37		11-26	27 Vandeweghe	8 Carr
73.	3/26	LA Lakers	116-113 (ot)	W 36-37	25-11		21 Vandeweghe	9 M.Thompson
74.	3/29	@ Seattle	125-99	W 37-37		12-26	24 Vandeweghe	15 M.Thompson
75.	3/30	@ Denver	117-129	L 37-38		12-27	23 M.Thompson	9 M.Thompson
76.	4/2	Houston	127-113	W 38-38	26-11		30 Drexler	13 Carr
77.	4/5	Seattle	145-120	W 39-38	27-11		20 Paxson	13 Bowie
78.	4/7	@ LA Lakers	133-135 (ot)	L 39-39		12-28	24 Vandeweghe	20 Bowie
79.	4/9	Phoenix	116-100	W 40-39	28-11		27 Vandeweghe	14 Bowie
80.	4/11	@ Utah	107-145	L 40-40		12-29	19 Kersey	8 Carr,Drexler
81.	4/12	Dallas	131-111	W 41-40	29-11		38 Vandeweghe	11 Bowie
82.	4/14	Denver	117-112	W 42-40	30-11		35 Drexler	11 Carr

See Playoff section for 1985 Playoff game-by-game scores





Date	Opponent	Score	Record	Home	Road	Scoring Leader	Rebounding Leader
1. 10/25	Phoenix	128-123 (ot)	W 1-0	1-0		31 Vandeweghe	11 Carr
2. 10/27	Golden State	116-99	W 2-0	2-0		25 Vandeweghe	13 Carr
3. 10/29	@ LA Clippers	113-119	L 2-1		0-1	23 Bowie	11 Bowie
4. 11/2	Utah	128-108	W 3-1	3-0		25 Vandeweghe	10 Bowie,Drexler,Carr
5. 11/3	New York	110-96	W 4-1	4-0		21 Vandeweghe	8 M.Thompson
6. 11/5	@ Houston	113-127	L 4-2		0-2	28 Vandeweghe	7 Bowie,Vandeweghe
7. 11/6	@ Dallas	111-109	W 5-2		1-2	28 Drexler	10 Bowie,M.Thompson
8. 11/8	Seattle	92-88	W 6-2	5-0		28 Vandeweghe	8 Bowie,M.Thompson
9. 11/10	Cleveland	110-107	W 7-2	6-0		24 Bowie	11 Carr
10. 11/12	Sacramento	126-115	W 8-2	7-0		26 Vandeweghe	11 Carr,Bowie
11. 11/14	@ LA Lakers	102-114	L 8-3		1-3	19 Drexler	8 Bowie
12. 11/15	@ Utah	118-133	L 8-4		1-4	20 Bowie	9 Drexler
13. 11/17	Milwaukee	104-117	L 8-5	7-1		30 Vandeweghe	17 Carr
14. 11/19	New Jersey	102-108	L 8-6	7-2		35 Vandeweghe	11 K.Johnson
15. 11/21	@ LA Clippers	112-108	W 9-6		2-4	23 Vandeweghe	13 M.Thompson
16. 11/23	LA Lakers	113-130	L 9-7	7-3		24 Porter	11 K.Johnson
17. 11/25	Houston	125-118	W 10-7	8-3		29 M.Thompson	13 M.Thompson
18. 11/27	@ Phoenix	110-93	W 11-7		3-4	32 Vandeweghe	13 Carr
19. 11/29	Chicago	122-107	W 12-7	9-3		23 Vandeweghe	13 M.Thompson
20. 12/1	San Antonio	106-117	L 12-8	9-4		21 M.Thompson	15 M.Thompson
21. 12/3	@ Washington	115-118	L 12-9		3-5	30 Vandeweghe	12 Carr
22. 12/4	@ Atlanta	98-109	L 12-10		3-6	20 Colter	8 Bowie
23. 12/6	@ Boston	121-103	W 13-10		4-6	22 Colter,Kersey	13 Bowie
24. 12/7	@ New Jersey	106-118	L 13-11		4-7	22 Bowie,Paxson	10 Bowie
25. 12/10	Golden State	94-92	W 14-11	10-4		24 Paxson	9 Drexler
26. 12/11	@ Utah	111-119	L 14-12		4-8	19 Drexler	9 M.Thompson
27. 12/13	@ Golden State	127-124 (ot)	W 15-12		5-8	33 Paxson	12 Bowie
28. 12/17	@ San Antonio	118-126	L 15-13		5-9	26 Drexler	11 Bowie
29. 12/19	@ Denver	118-123	L 15-14		5-10	22 Vandeweghe	12 Bowie
30. 12/21	@ Seattle	114-97	W 16-14		6-10	26 Vandeweghe	11 Bowie
31. 12/22	Denver	121-114	W 17-14	11-4		35 Vandeweghe	15 Bowie
32. 12/25	LA Clippers	121-107	W 18-14	12-4		26 Vandeweghe	11 Bowie,M.Thompson
33. 12/27	@ Dallas	142-133 (ot)	W 19-14		7-10	30 Vandeweghe	15 Bowie
34. 12/28	@ Houston	108-118	L 19-15		7-11	24 Vandeweghe	8 K.Johnson
35. 12/30	San Antonio	125-110	W 20-15	13-4		30 M.Thompson	15 Drexler
36. 1/1	Philadelphia	119-121 (ot)	L 20-16	13-5		30 Vandeweghe	9 K.Johnson
37. 1/3	Phoenix	133-104	W 21-16	14-5		30 Vandeweghe	12 M.Thompson
38. 1/5	Golden State	136-120	W 22-16	15-5		26 Vandeweghe	12 Bowie
39. 1/8	@ LA Lakers	121-125	L 22-17		7-12	21 Vandeweghe	9 Drexler
40. 1/10	@ Milwaukee	89-95	L 22-18		7-13	26 Drexler	12 M.Thompson
41. 1/11	@ New York	109-106	W 23-18		8-13	27 Vandeweghe	12 M.Thompson,Ca.Jones
42. 1/14	@ Cleveland	120-108	W 24-18		9-13	28 Vandeweghe	10 M.Thompson
43. 1/15	@ Indiana	109-104	W 25-18		10-13	31 Vandeweghe	10 Ca.Jones
44. 1/18	Phoenix	112-87	W 26-18	16-5		26 Vandeweghe	12 K.Johnson
45. 1/19	San Antonio	105-116	L 26-19	16-6		25 M.Thompson	9 M.Thompson,Ca.Jones
46. 1/23	Seattle	117-107 (2ot)	W 27-19	17-6		31 Vandeweghe	13 Ca.Jones
47. 1/25	@ Sacramento	129-125	W 28-19		11-13	33 Vandeweghe	12 Ca.Jones
48. 1/26	Sacramento	116-121	L 28-20	17-7		29 Vandeweghe	9 Ca.Jones
49. 1/28	@ Phoenix	130-136	L 28-21		11-14	35 Vandeweghe	6 K.Johnson
50. 1/30	LA Lakers	94-118	L 28-22	17-8		25 Vandeweghe	8 M.Thompson
51. 2/1	LA Clippers	156-121	W 29-22	18-8		36 Vandeweghe	8 M.Thompson
52. 2/4	@ Denver	118-119	L 29-23		11-15	33 Vandeweghe	7 Vandeweghe,Kersey
53. 2/6	Dallas	111-115	L 29-24	18-9		22 Vandeweghe	10 Carr
54. 2/11	Washington	116-124	L 29-25	18-10		20 M.Thompson	8 Carr,Bowie
55. 2/13	@ LA Clippers	113-118	L 29-26		11-16	23 Drexler	8 Carr,Bowie
56. 2/14	Boston	119-120 (ot)	L 29-27	18-11		38 Vandeweghe	12 Bowie
57. 2/16	Atlanta	101-110	L 29-28	18-12		21 Vandeweghe	10 M.Thompson,Kersey
58. 2/19	@ Philadelphia	133-153	L 29-29		11-17	28 Vandeweghe	7 M.Thompson
59. 2/21	@ Chicago	96-108	L 29-30		11-18	24 Vandeweghe	8 M.Thompson
60. 2/22	@ Detroit	106-113	L 29-31		11-19	23 Colter	11 Carr
61. 2/24	Denver	113-119	L 29-32	18-13		23 M.Thompson	11 Carr
62. 2/26	@ Phoenix	112-113	L 29-33		11-20	25 Drexler	11 M.Thompson
63. 2/22	@ Seattle	94-107	L 29-34		11-21	21 Vandeweghe	15 M.Thompson
64. 3/1	Houston	117-112	W 30-34	19-13		28 Vandeweghe	12 Drexler
65. 3/4	Indiana	102-99	W 31-34	20-13		30 Vandeweghe	13 Carr
66. 3/7	Dallas	125-114	W 32-34	21-13		34 Vandeweghe	12 Carr
67. 3/8	Utah	104-90	W 33-34	22-13		29 Vandeweghe	18 Carr
68. 3/13	@ Houston	118-126	L 33-35		11-22	26 Drexler	12 M.Thompson
69. 3/14	@ Dallas	118-129	L 33-36		11-23	41 Drexler	8 Carr,Drexler
70. 3/16	Detroit	119-109	W 34-36	23-13		35 Vandeweghe	16 Carr
71. 3/18	@ LA Lakers	122-128	L 34-37		11-24	27 Carr	9 Carr
72. 3/21	Seattle	115-108	W 35-37	24-13		36 Vandeweghe	18 Carr
73. 3/23	Sacramento	112-102	W 36-37	25-13		32 Drexler	14 Carr
74. 3/25	@ Sacramento	99-116	L 36-38		11-25	23 Vandeweghe	9 M.Thompson
75. 3/29	@ Golden State	129-130	L 36-39		11-26	33 Vandeweghe	13 Carr
76. 4/1	Denver	127-110	W 37-39	26-13		24 Vandeweghe	16 Carr
77. 4/2	@ Seattle	121-109	W 38-39		12-26	36 Vandeweghe	9 Carr
78. 4/4	@ Utah	103-114	L 38-40		12-27	34 Vandeweghe	14 Carr
79. 4/8	LA Lakers	114-120	L 38-41	26-14		22 Vandeweghe	14 M.Thompson
80. 4/10	LA Clippers	115-100	W 39-41	27-14		26 Drexler	11 Carr
81. 4/11	@ Golden State	131-130	W 40-41		13-27	28 Drexler	14 Carr
82. 4/13	@ San Antonio	118-123	L 40-42		13-28	28 Vandeweghe	9 M.Thompson

See Playoff section for 1986 Playoff game-by-game scores

HISTORY

# SCHEDULE & RESULTS

# 1986-87 (49-33)

Date	Opponent	Score	Record	Home	Road	Scoring Leader	Rebounding Leader
1. 10/31	Seattle	110-127	L 0-1	0-1		36 Vandeweghe	10 Carr
2. 11/1	@ Utah	110-119	L 0-2		0-1	31 Bowie	12 Carr
3. 11/4	@ Phoenix	120-126	L 0-3		0-2	24 Porter	15 Carr
4. 11/5	@ Golden State	92-102	L 0-4		0-3	18 Drexler	16 Bowie
5. 11/7	Dallas	120-113 (ot)	W 1-4	1-1		36 Vandeweghe	12 Carr
6. 11/9	Philadelphia	119-125	L 1-5	1-2		31 Vandeweghe	9 Kersey
7. 11/11	Golden State	126-108	W 2-5	2-2		29 Vandeweghe	11 S.Johnson
8. 11/14	LA Clippers	119-109	W 3-5	3-2		30 Vandeweghe	20 Carr
9. 11/16	Utah	124-103	W 4-5	4-2		32 Vandeweghe	13 Carr
10. 11/18	@ Houston	115-111 (ot)	W 5-5		1-3	24 S.Johnson	15 Carr
11. 11/20	@ Denver	128-142	L 5-6		1-4	26 Vandeweghe	11 Drexler
12. 11/21	San Antonio	127-114	W 6-6	5-2		26 Vandeweghe,Drexler	10 Ca.Jones
13. 11/21	Indiana	108-95	W 7-6	6-2		23 Vandeweghe	12 Carr
14. 11/25	@ Washington	99-111	L 7-7		1-5	16 S.Johnson	8 Carr
15. 11/26	@ Cleveland	114-118	L 7-8		1-6	40 S.Johnson	10 Carr,S.Johnson
16. 11/28	@ Philadelphia	112-116	L 7-9		1-7	22 Vandeweghe	8 S.Johnson
17. 11/30	@ Indiana	118-101	W 8-9		2-7	30 Vandeweghe	12 S.Johnson
18. 12/2	LA Clippers	134-99	W 9-9	7-2		26 Drexler	11 Kersey
19. 12/4	@ Sacramento	106-102	W 10-9		3-7	31 Drexler	11 Carr
20. 12/7	New York	107-104 (ot)	W 11-9	8-2		26 Drexler	15 Carr
21. 12/9	@ San Antonio	120-104	W 12-9		4-7	40 Vandeweghe	12 S.Johnson
22. 12/10	@ Dallas	129-130	L 12-10		4-8	31 Vandeweghe	11 Carr
23. 12/12	@ LA Clippers	113-112	W 13-10		5-8	38 Vandeweghe	6 Carr,Ca.Jones
24. 12/14	Dallas	134-100	W 14-10	9-2		22 Drexler	21 Carr
25. 12/16	Seattle	126-118	W 15-10	10-2		27 Kersey	11 Carr
26. 12/18	@ LA Lakers	115-131	L 15-11		5-9	24 S.Johnson	10 S.Johnson,Kersey
27. 12/19	Houston	115-112	W 16-11	11-2		29 S.Johnson	13 S.Johnson
28. 12/21	Washington	128-101	W 17-11	12-2		29 Vandeweghe	13 Carr
29. 12/23	@ Golden State	111-112	L 17-12		5-10	26 Vandeweghe	10 Drexler
30. 12/28	@ Seattle	127-118	W 18-12		6-10	32 Vandeweghe	11 Carr
31. 12/30	Phoenix	120-105	W 19-12	13-2		34 Vandeweghe	10 Carr
32. 1/1	LA Lakers	104-140	L 19-13	13-3		21 Vandeweghe	13 Carr
33. 1/3	Denver	116-108	W 20-13	14-3		30 Vandeweghe	14 Carr
34. 1/4	Sacramento	128-111	W 21-13	15-3		26 Drexler	12 S.Johnson
35. 1/8	@ Chicago	117-121	L 21-14		6-11	35 Vandeweghe	13 S.Johnson
36. 1/9	@ New Jersey	127-120 (ot)	W 22-14		7-11	29 S.Johnson	18 Carr
37. 1/11	@ Milwaukee	103-91	W 23-14		8-11	32 Vandeweghe	18 Carr
38. 1/13	Utah	121-113	W 24-14	16-3		25 S.Johnson	19 Carr
39. 1/15	@ Sacramento	118-120	L 24-15		8-12	37 Vandeweghe	15 Carr
40. 1/18	Golden State	103-116	L 24-16	16-4		29 Vandeweghe	12 Kersey
41. 1/19	@ Denver	116-118	L 24-17		8-13	36 Drexler	16 Kersey
42. 1/23	Sacramento	109-89	W 25-17	17-4		20 Carr	16 Carr
43. 1/26	Denver	145-141 (ot)	W 26-17	18-4		35 Vandeweghe	10 Carr,S.Johnson
44. 1/27	@ LA Lakers	100-107	L 26-18		8-14	25 S.Johnson	9 S.Johnson
45. 1/29	@ Utah	114-120	L 26-19		8-15	33 Vandeweghe	11 Carr
46. 1/30	New Jersey	125-107	W 27-19	19-4		28 Vandeweghe	14 Ca.Jones
47. 2/1	Dallas	133-117	W 28-19	20-4		38 Vandeweghe	9 Ca.Jones,Kersey
48. 2/3	Phoenix	117-103	W 29-19	21-4		28 Vandeweghe	12 S.Johnson
49. 2/5	LA Lakers	105-104	W 30-19	22-4		23 Vandew.,S.Johnson	10 Porter
50. 2/10	@ Dallas	115-135	L 30-20		8-16	27 S.Johnson	12 Kersey
51. 2/13	Boston	116-131	L 30-21	22-5		25 S.Johnson	14 S.Johnson,Ca.Jones
52. 2/15	Atlanta	98-93	W 31-21	23-5		27 Vandeweghe	11 Ca.Jones
53. 2/16	@ LA Clippers	110-105	W 32-21		9-16	36 Drexler	11 Kersey
54. 2/19	@ Phoenix	124-108	W 33-21		10-16	35 Vandeweghe	15 S.Johnson
55. 2/22	Milwaukee	124-120	W 34-21	24-5		29 Drexler	10 Ca.Jones
56. 2/24	@ New York	122-109	W 35-21		11-16	34 Vandeweghe	12 Kersey
57. 2/25	@ Boston	116-122	L 35-22		11-17	34 S.Johnson	7 Kersey,Drexler
58. 2/27	@ Detroit	123-111	W 36-22		12-17	35 Vandeweghe	20 Ca.Jones
59. 2/28	@ Atlanta	102-123	L 36-23		12-18	19 Vandeweghe	11 Binion
60. 3/3	Cleveland	127-122	W 37-23	25-5		36 Drexler	12 Ca.Jones
61. 3/5	@ Seattle	122-127	L 37-24		12-19	48 Vandeweghe	11 Porter
62. 3/8	Houston	119-93	W 38-24	26-5		24 Drexler	11 S.Johnson
63. 3/12	@ LA Lakers	116-129	L 38-25		12-20	30 Drexler	10 Ca.Jones,Drexler
64. 3/15	Golden State	119-108	W 39-25	27-5		26 Vandeweghe	11 Ca.Jones
65. 3/17	@ LA Clippers	134-123	W 40-25		13-20	30 Vandeweghe	11 Ca.Jones
66. 3/19	@ Golden State	124-125	L 40-26		13-21	35 Vandeweghe,Drexler	11 S.Johnson
67. 3/20	Phoenix	134-105	W 41-26	28-5		22 Drexler	12 Duckworth
68. 3/22	Chicago	115-113	W 42-26	29-5		28 Vandeweghe	8 Ca.Jones,Kersey
69. 3/24	@ Sacramento	116-128	L 42-27		13-22	32 Drexler	10 S.Johnson
70. 3/26	@ Houston	104-119	L 42-28		13-23	23 Vandeweghe	8 Drexler
71. 3/29	@ San Antonio	135-113	W 43-28		14-23	31 Drexler	12 Ca.Jones
72. 3/31	Detroit	113-111	W 44-28	30-5		29 Drexler	9 S.Johnson
73. 4/3	LA Lakers	121-127	L 44-29	30-6		25 Drexler	10 Drexler
74. 4/4	@ Seattle	126-123	W 45-29		15-23	30 Drexler	9 S.Johnson,Porter
75. 4/6	Houston	108-114	L 45-30	30-7		28 Vandeweghe	7 Drexler,Kersey
76. 4/9	@ Phoenix	122-128	L 45-31		15-24	27 Vandeweghe	8 Carr
77. 4/10	Seattle	121-115	W 46-31	31-7		31 Vandeweghe	11 Drexler
78. 4/12	LA Clippers	113-100	W 47-31	32-7		29 Vandeweghe	13 Kersey
79. 4/14	@ Denver	114-142	L 47-32		15-25	29 Drexler	10 Duckworth
80. 4/15	@ San Antonio	112-123	L 47-33		15-26	24 Vandeweghe	9 Ca.Jones
81. 4/17	Utah	111-101	W 48-33	33-7		29 Drexler	14 Kersey
82. 4/19	San Antonio	144-134	W 49-33	34-7		28 Kersey	9 Kersey

See Playoff section for 1987 Playoff statistics



# SCHEDULE & RESULTS

# 1987-88 (53-29)

	Date	Opponent	Score	Record	Home	Road	Scoring Leader	Rebounding Leader
1.	11/6	Phoenix	118-104	W 1-0	1-0		32 Vandeweghe	7 S.Johnson
2.	11/7	@ LA Clippers	124-99	W 2-0			33 Vandeweghe	11 Ca.Jones,Duckworth
3.	11/10	Houston	111-118	L 2-1	1-1		28 Drexler	6 Ca.Jones,Kersey
4.	11/12	@ Denver	113-126	L 2-2			25 Drexler	12 S.Johnson
5.	11/14	@ Dallas	116-127	L 2-3			26 Vandeweghe	11 Ca.Jones
6.	11/17	@ LA Lakers	115-142	L 2-4			24 Vandeweghe	9 Kersey
7.	11/18	@ Seattle	114-120	L 2-5			41 Vandeweghe	8 Kersey,Vandeweghe,Porter
8.	11/20	Washington	120-101	W 3-5	2-1		32 Drexler	13 Kersey,Drexler
9.	11/22	Indiana	120-110	W 4-5	3-1		36 S.Johnson	12 S.Johnson
10.	11/24	Sacramento	98-94	W 5-5	4-1		32 Drexler	11 Kersey
11.	11/27	LA Clippers	97-87	W 6-5	5-1		27 Drexler	9 S.Johnson,Drexler
12.	11/29	New Jersey	125-104	W 7-5	6-1		28 Drexler,S.Johnson	12 S.Johnson
13.	12/1	Phoenix	102-100	W 8-5	7-1		35 Drexler	13 Kersey
14.	12/2	@ LA Lakers	117-104	W 9-5		2-4	32 Kersey	14 Kersey,Drexler
15.	12/5	@ Phoenix	133-115	W 10-5		3-4	34 Drexler	8 Kersey
16.	12/6	New York	117-99	W 11-5	8-1		27 Drexler	10 Lucas,Duckworth
17.	12/8	@ Detroit	117-127	L 11-6		3-5	30 S.Johnson	8 Drexler
18.	12/9	@ Philadelphia	86-94	L 11-7		3-6	24 Drexler	12 Duckworth
19.	12/11	@ Milwaukee	112-125	L 11-8		3-7	25 S.Johnson	8 Kersey,R.Anderson
20.	12/12	@ Indiana	108-101	W 12-8		4-7	28 Drexler	13 Kersey
21.	12/15	Seattle	128-109	W 13-8	9-1		24 Kersey	12 Kersey
22.	12/18	@ Phoenix	129-114	W 14-8		5-7	30 Drexler	8 Drexler,Ca.Jones
23.	12/20	San Antonio	148-126	W 15-8	10-1		40 Drexler	12 R.Anderson
24.	12/22	Golden State	136-91	W 16-8	11-1		27 S.Johnson	11 Lucas
25.	12/26	@ Cleveland	117-120	L 16-9		5-8	29 S.Johnson	10 Porter
26.	12/29	@ New York	110-123	L 16-10		5-9	29 Kersey	12 Kersey
27.	12/30	@ Washington	117-112	W 17-10		6-9	30 Kersey	11 Duckworth
28.	1/1	Philadelphia	127-125	W 18-10	12-1		37 Drexler	12 Drexler
29.	1/3	LA Lakers	81-98	L 18-11	12-2		24 Drexler	11 Lucas
30.	1/5	Seattle	126-114	W 19-11	13-2		31 Porter	8 Drexler,Kersey
31.	1/8	Sacramento	98-91	W 20-11	14-2		35 Drexler	10 Kersey
32.	1/13	@ Utah	104-116	L 20-12		6-10	22 S.Johnson	10 Duckworth
33.	1/14	@ Houston	98-103	L 20-13		6-11	25 Drexler	11 S.Johnson
34.	1/15	@ San Antonio	121-120	W 21-13		7-11	33 Drexler	10 S.Johnson,Drexler
35.	1/19	Dallas	116-120	L 21-14	14-3		27 Drexler	8 S.Johnson
36.	1/22	Denver	126-106	W 22-14	15-3		39 Drexler	13 Kersey
37.	1/24	Detroit	119-111	W 23-14	16-3		27 Drexler	15 Duckworth
38.	1/26	Milwaukee	112-106	W 24-14	17-3		25 Drexler,Kersey	13 Lucas
39.	1/27	@ Golden State	110-115	L 24-15		7-12	23 Kersey	12 Duckworth
40.	1/29	Phoenix	128-119	W 25-15	18-3		26 Duckworth	8 Ker.,Drex.,Ca.Jones,R.And.
41.	2/2	Atlanta	121-118	W 26-15	19-3		32 Drexler	17 Duckworth
42.	2/4	Utah	123-126	L 26-16	19-4		28 Duckworth	14 Duckworth
43.	2/9	Seattle	139-123	W 27-16	20-4		33 Vandeweghe	7 Kersey
44.	2/11	@ Sacramento	113-123	L 27-17		7-13	28 Drexler	7 Kersey,Duckworth
45.	2/12	Denver	120-105	W 28-17	21-4		34 Kersey	20 Kersey
46.	2/14	Houston	103-115	L 28-18	21-5		24 Kersey	13 Kersey
47.	2/15	@ Utah	94-112	L 28-19		7-14	31 Duckworth	10 Ca.Jones
48.	2/17	@ LA Clippers	110-96	W 29-19		8-14	41 Drexler	13 Duckworth
49.	2/19	Boston	104-124	L 29-20	21-6		32 Duckworth	9 Ca.Jones
50.	2/21	San Antonio	117-112	W 30-20	22-6		25 Kersey	12 Duckworth,Kersey
51.	2/23	@ New Jersey	114-102	W 31-20		9-14	29 Drexler	10 Kersey
52.	2/24	@ Boston	112-113	L 31-21		9-15	36 Drexler	9 Ca.Jones
53.	2/26	@ Chicago	104-96	W 32-21		10-15	42 Drexler	9 Kersey,Duckworth
54.	2/27	@ Atlanta	123-120	W 33-21		11-15	30 Duckworth	12 Lucas
55.	2/29	Cleveland	107-94	W 34-21	23-6		33 Kersey	13 Ca.Jones
56.	3/3	@ Phoenix	135-112	W 35-21		12-15	42 Drexler	13 Duckworth,Drexler
57.	3/5	Golden State	123-117	W 36-21	24-6		29 Drexler	14 Kersey
58.	3/8	@ Dallas	112-110	W 37-21		13-15	33 Kersey	15 Kersey
59.	3/10	@ Houston	112-109	W 38-21		14-15	33 Drexler	13 Duckworth
60.	3/13	LA Clippers	121-100	W 39-21	25-6		29 Duckworth	12 Duckworth
61.	3/15	LA Lakers	112-95	W 40-21	26-6		33 Porter	13 R.Anderson
62.	3/17	@ Denver	115-116 (ot)	L 40-22		14-16	29 Kersey	17 Kersey
63.	3/18	@ Golden State	121-116	W 41-22		15-16	40 Porter	9 Duckworth,Holton
64.	3/20	Dallas	105-99	W 42-22	27-6		21 Drexler	11 Drexler
65.	3/23	@ Seattle	108-118	L 42-23		15-17	26 Drexler	8 Duckworth
66.	3/25	@ Dallas	101-106	L 42-24		15-18	21 Drexler,Kersey	14 Drexler
67.	3/26	@ Houston	109-115	L 42-25		15-19	35 Drexler	12 Kersey
68.	3/29	@ San Antonio	136-113	W 43-25		16-19	29 Drexler	9 R.Anderson
69.	4/1	Chicago	101-116	L 43-26	27-7		32 Duckworth	12 Kersey
70.	4/3	San Antonio	110-107	W 44-26	28-7		24 Duckworth	12 Duckworth
71.	4/5	LA Clippers	141-119	W 45-26	29-7		25 Duckworth,Drexler	8 R.Anderson
72.	4/6	@ LA Clippers	111-103	W 46-26		17-19	24 Drexler	10 Duckworth
73.	4/8	@ Seattle	100-114	L 46-27		17-20	24 Duckworth	8 Duckworth
74.	4/9	LA Lakers	119-109	W 47-27	30-7		36 Drexler	13 Drexler
75.	4/12	@ LA Lakers	103-109	L 47-28		17-21	25 Drexler	11 Duckworth
76.	4/14	@ Utah	128-123	W 48-28		18-21	42 Drexler	10 Duckworth
77.	4/15	Golden State	147-113	W 49-28	31-7		36 Vandeweghe	13 Duckworth
78.	4/17	Sacramento	112-102	W 50-28	32-7		27 Drexler	14 Duckworth
79.	4/19	Utah	122-129	L 50-29	32-8		35 Drexler	7 Duckworth
80.	4/20	@ Golden State	131-117	W 51-29		19-21	29 Drexler	9 Kersey,Porter
81.	4/22	Denver	141-135 (ot)	W 52-29	33-8		35 Drexler	14 Ca.Jones
82.	4/23	@ Sacramento	124-110	W 53-29		20-21	33 Drexler	12 Ca.Jones

See Playoff section for 1988 Playoff game-by-game scores

HISTORY

# SCHEDULE & RESULTS

# 1988-89 (39-43)

Date	Opponent	Score	Record	Home	Road	Scoring Leader	Rebounding Leader
1. 11/4	Phoenix	120-105	W 1-0	1-0		29 Drexler	9 S.Johnson
2. 11/5	Sacramento	121-103	W 2-0	2-0		27 Drexler	8 Duckworth, Ca.Jones
3. 11/10	@ Denver	115-135	L 2-1		0-1	32 Drexler	9 Duckworth, Kersey
4. 11/12	@ Golden State	100-107	L 2-2		0-2	20 Drexler, Duckworth	9 Duckworth
5. 11/13	Denver	132-143	L 2-3	2-1		32 Drexler	8 Kersey
6. 11/15	LA Clippers	125-103	W 3-3	3-1		26 Drexler	13 Duckworth
7. 11/17	@ Utah	99-123	L 3-4		0-3	24 Drexler	9 Drexler
8. 11/18	@ LA Lakers	105-106	L 3-5		0-4	28 Drexler	10 Kersey
9. 11/20	New Jersey	117-106	W 4-5	4-1		29 Kersey	10 Kersey
10. 11/22	@ Seattle	125-104	W 5-5		1-4	27 Kersey, Duckworth	11 Duckworth
11. 11/25	Houston	111-94	W 6-5	5-1		27 Duckworth	10 Kersey
12. 11/27	Golden State	109-94	W 7-5	6-1		29 Drexler	7 Duckworth, Porter
13. 11/29	@ Milwaukee	114-119	L 7-6		1-5	30 Kersey	11 Duckworth
14. 11/30	@ Philadelphia	106-114	L 7-7		1-6	24 S.Johnson	12 Drexler
15. 12/2	@ Miami	105-102	W 8-7		2-6	36 Drexler	7 Duckworth
16. 12/3	@ Atlanta	97-115	L 8-8		2-7	23 Drexler	9 Drexler
17. 12/6	@ New Jersey	97-93	W 9-8		3-7	26 Duckworth	12 Duckworth
18. 12/7	@ Indiana	120-129	L 9-9		3-8	35 Drexler	12 Duckworth, Drexler
19. 12/9	Washington	93-90	W 10-9			24 Duckworth	18 Duckworth
20. 12/11	San Antonio	128-123 (ot)	W 11-9	8-1		41 Drexler	13 Kersey
21. 12/13	LA Clippers	113-92	W 12-9	9-1		18 Duckworth	10 Duckworth
22. 12/16	@ Phoenix	125-132	L 12-10		3-9	42 Drexler	13 Porter
23. 12/17	Phoenix	115-97	W 13-10	10-1		23 Porter	9 R.Anderson
24. 12/20	@ Denver	127-124	W 14-10		4-9	43 Drexler	10 R.Anderson
25. 12/22	@ Golden State	117-109	W 15-10		5-9	38 Drexler	8 Duckworth
26. 12/23	Golden State	111-107	W 16-10	11-1		35 Drexler	12 Drexler
27. 12/27	@ Sacramento	111-112	L 16-11		5-10	29 Duckworth	10 Duckworth, Porter
28. 1/3	Miami	119-95	W 17-11	12-1		21 Drexler	7 Duck, Kersey, S.Johnson
29. 1/4	@ LA Lakers	120-133	L 17-12		5-11	33 Drexler	11 Drexler
30. 1/6	Sacramento	147-142 (2ot)	W 18-12	13-1		50 Drexler	11 Duckworth, Kersey
31. 1/7	@ Seattle	123-129	L 18-13		5-12	29 Duckworth	7 Duckworth
32. 1/10	Seattle	125-109	W 19-13	14-1		29 Drexler	9 Bryant, S.Johnson
33. 1/12	@ Houston	106-116	L 19-14		5-13	23 Duckworth, Kersey	12 Duckworth
34. 1/14	@ San Antonio	103-99	W 20-14		6-13	28 Porter	7 Ca.Jones
35. 1/15	@ Dallas	108-111	L 20-15		6-14	25 Drexler	8 Drexler
36. 1/17	Utah	110-111	L 20-16	14-2		23 Duckworth	11 Kersey
37. 1/22	New York	116-120	L 20-17	14-3		48 Drexler	11 Drexler
38. 1/24	Seattle	100-103	L 20-18	14-4		25 Drexler	10 Kersey
39. 1/26	Milwaukee	109-127	L 20-19	14-5		25 Kersey	10 Kersey
40. 1/28	Atlanta	110-94	W 21-19	15-5		31 Drexler	12 Drexler
41. 1/30	Charlotte	130-118	W 22-19	16-5		32 Drexler	9 Duckworth
42. 2/1	@ LA Clippers	108-107	W 23-19		7-14	28 Vandeweghe	9 Drexler, Ca.Jones
43. 2/3	@ LA Lakers	129-140	L 23-20		7-15	25 Duckworth	11 S.Johnson
44. 2/4	San Antonio	137-100	W 24-20	17-5		28 Branch	10 Kersey
45. 2/7	Dallas	134-125	W 25-20	18-5		33 Kersey	9 Kersey, Duckworth
46. 2/9	Houston	110-113	L 25-21	18-6		36 Drexler	7 Kersey, Drexler
47. 2/16	LA Lakers	101-110	L 25-22	18-7		26 Drexler	7 Kersey
48. 2/18	Seattle	115-116	L 25-23	18-8		27 Porter	6 R.Anderson
49. 2/20	@ Chicago	98-102	L 25-24		7-16	19 Bowie	15 Kersey
50. 2/22	@ Detroit	94-105	L 25-25		7-17	19 Bowie, Porter	12 Kersey
51. 2/24	@ Cleveland	91-128	L 25-26		7-18	18 Drexler, Kersey	11 Drexler
52. 2/26	@ Miami	124-102	W 26-26		8-18	26 Drexler	11 Drexler
53. 2/28	Phoenix	139-134	W 27-26	19-8		34 Porter	11 Drexler
54. 3/2	@ LA Clippers	119-113	W 28-26		9-18	31 Drexler	11 Duckworth
55. 3/3	Philadelphia	129-121	W 29-26	20-8		23 Drexler, Kersey	20 Kersey
56. 3/5	Indiana	118-121 (ot)	L 29-27	20-9		22 Drexler, Kersey	9 Duckworth
57. 3/7	@ San Antonio	116-103	W 30-27		10-18	25 Porter	13 Bowie
58. 3/8	@ Dallas	92-99	L 30-28		10-19	23 Drexler	9 Kersey
59. 3/12	Cleveland	110-123	L 30-29	20-10		20 Porter	9 Duckworth
60. 3/14	Golden State	139-110	W 31-29	21-10		29 Drexler	14 Duckworth
61. 3/15	@ Utah	95-102	L 31-30		10-20	31 Drexler	11 Drexler
62. 3/17	@ Phoenix	124-129	L 31-31		10-21	25 Duckworth	11 Kersey
63. 3/18	@ Houston	113-127	L 31-32		10-22	35 Drexler	9 Drexler, Duckworth
64. 3/20	Dallas	112-91	W 32-32	22-10		29 Drexler	16 Kersey
65. 3/21	@ Golden State	127-151	L 32-33		10-23	39 Drexler	7 Drexler, Duckworth, Branch
66. 3/24	Chicago	113-128	L 32-34	22-11		27 Drexler	5 Duckworth, Bowie, Bryant
67. 3/23	@ Sacramento	105-106	L 32-35		10-24	25 Porter	9 Drexler
68. 3/28	@ New York	124-128	L 32-36		10-25	29 Drexler	12 Duckworth, Kersey
69. 3/29	@ Boston	97-106	L 32-37		10-26	19 Kersey	8 Drexler
70. 3/31	@ Washington	105-107	L 32-38		10-27	25 Drexler	12 Duckworth
71. 4/1	@ Charlotte	125-121 (ot)	W 33-38		11-27	36 Drexler	13 Duckworth, Kersey
72. 4/4	Detroit	118-100	W 34-38	23-11		25 Drexler	13 Drexler
73. 4/6	@ LA Clippers	123-133	L 34-39		11-28	36 Drexler	11 Kersey
74. 4/7	Boston	113-100	W 35-39	24-11		28 Duckworth	9 Duckworth, Kersey
75. 4/9	Denver	120-114	W 36-39	25-11		27 Duckworth	16 Kersey
76. 4/11	LA Clippers	126-102	W 37-39	26-11		24 Drexler	10 Porter
77. 4/14	Miami	97-86	W 38-39	27-11		20 Drexler	15 Drexler
78. 4/15	Utah	95-99	L 38-40	27-12		24 Porter	12 Kersey
79. 4/18	@ Sacramento	118-120	L 38-41		11-29	34 Drexler	14 Kersey
80. 4/20	@ Seattle	118-124	L 38-42		11-30	30 Kersey	13 Drexler
81. 4/21	LA Lakers	114-121	L 38-43	28-12		43 Drexler	11 Drexler
82. 4/23	Sacramento	126-120 (ot)	W 39-43	28-13		40 Drexler	15 Kersey

See Playoff section for 1989 Playoff game-by-game scores



	Date	Opponent	Score	Record	Home	Road	Scoring Leader	Rebounding Leader
1.	11/3	Sacramento	114-96	W 1-0	1-0		22 Kersey	12 B.Williams
2.	11/5	Minnesota	93-83	W 2-0	2-0		21 Porter	10 Kersey
3.	11/7	@ Houston	86-109	L 2-1		0-1	20 Drexler	11 Duckworth
4.	11/8	@ San Antonio	108-104	W 3-1		1-1	22 Porter	13 Drexler
5.	11/10	@ Dallas	99-91	W 4-1		2-1	24 Duckworth	12 B.Williams
6.	11/12	Washington	95-104	L 4-2	2-1		21 B.Williams	12 B.Williams
7.	11/14	New York	118-117	W 5-2	3-1		22 C.Robinson	8 Duckworth
8.	11/15	@ Phoenix	107-109	L 5-3		2-2	22 Porter	11 Duckworth
9.	11/17	Phoenix	110-109	W 6-3	4-1		27 Drexler	14 B.Williams
10.	11/19	Seattle	119-109	W 7-3	5-1		20 Drexler,Porter	18 Kersey
11.	11/21	Chicago	121-110	W 8-3	6-1		24 Duckworth	7 B.Williams
12.	11/24	New Jersey	125-99	W 9-3	7-1		28 Drexler	9 B.Williams
13.	11/26	Detroit	102-82	W 10-3	8-1		27 Drexler	16 B.Williams
14.	11/28	LA Clippers	116-94	W 11-3	9-1		21 Drexler	11 B.Williams
15.	12/1	Golden State	123-110	W 12-3	10-1		25 Drexler	15 B.Williams
16.	12/2	@ Denver	113-146	L 12-4		2-3	24 Drexler	8 B.Williams
17.	12/4	@ Orlando	121-95	W 13-4		3-3	22 Kersey	14 B.Williams
18.	12/5	@ Miami	113-107	W 14-4		4-3	26 Drexler,Porter	10 B.Williams
19.	12/7	@ Charlotte	96-86	W 15-4		5-3	25 Drexler	17 B.Williams
20.	12/8	@ Atlanta	120-127	L 15-5		5-4	31 Drexler	10 Cooper
21.	12/10	@ Milwaukee	104-107	L 15-6		5-5	36 Drexler	15 Duckworth
22.	12/12	LA Clippers	99-92	W 16-6	11-1		22 Porter	13 B.Williams
23.	12/15	Golden State	111-116	L 16-7	11-2		28 Kersey	12 Kersey
24.	12/17	Indiana	121-113	W 17-7	12-2		26 Drexler	13 B.Williams
25.	12/19	Houston	119-100	W 18-7	13-2		19 Porter	10 Cooper
26.	12/21	@ Seattle	102-123	L 18-8		5-6	25 Drexler	10 Duckworth
27.	12/26	@ Phoenix	105-121	L 18-9		5-7	26 Drexler	12 Kersey
28.	12/28	@ Utah	109-113	L 18-10		5-8	24 Porter	8 Duckworth
29.	12/29	@ Dallas	144-140 (3ot)	W 19-10		6-8	32 Drexler	13 Duckworth
30.	1/2	Miami	119-95	W 20-10	14-2		25 Drexler	9 Kersey
31.	1/5	Utah	118-89	W 21-10	15-2		25 Drexler	15 Bryant
32.	1/6	@ Sacramento	124-121	W 22-10		7-8	25 Porter	8 Bryant
33.	1/8	Sacramento	108-96	W 23-10	16-2		26 Duckworth	10 Kersey
34.	1/11	@ Minnesota	82-80	W 24-10		8-8	18 Drexler	15 Kersey
35.	1/13	@ Detroit	106-111	L 24-11		8-9	17 Drexler	8 B.Williams,Duckworth
36.	1/14	@ New Jersey	99-90	W 25-11		9-9	36 Drexler	13 B.Williams,Drexler
37.	1/16	Denver	120-115	W 26-11	17-2		24 B.Williams	13 B.Williams
38.	1/21	Charlotte	115-100	W 27-11	18-2		26 Kersey	13 Kersey
39.	1/23	Milwaukee	119-90	W 28-11	19-2		19 Kersey,Porter	11 B.Williams
40.	1/26	San Antonio	109-103	W 29-11	20-2		19 Porter	12 B.Williams
41.	1/27	@ LA Clippers	118-115	W 30-11		10-9	27 Porter,Duckworth	11 Kersey
42.	1/30	Utah	122-98	W 31-11	21-2		25 Drexler	10 Drexler
43.	1/31	@ Golden State	130-135	L 31-12		10-10	38 Drexler	10 Kersey
44.	2/3	Dallas	131-100	W 32-12	22-2		24 B.Williams	11 B.Williams
45.	2/4	Phoenix	123-121	W 33-12	23-2		33 Drexler	18 Kersey
46.	2/6	LA Lakers	119-121 (ot)	L 33-13	23-3		32 Drexler	14 Kersey
47.	2/13	@ Seattle	110-106	W 34-13		11-10	31 Porter	16 B.Williams
48.	2/14	@ LA Lakers	132-128 (2ot)	W 35-13		12-10	26 Porter	15 Duckworth
49.	2/16	Boston	120-101	W 36-13	24-3		24 Kersey	13 Kersey
50.	2/18	Philadelphia	120-110	L 36-14	24-4		31 Porter	11 Kersey
51.	2/20	@ Charlotte	104-94	W 37-14		13-10	22 Porter,Petrovic	17 B.Williams
52.	2/21	@ Cleveland	109-121	L 37-15		13-11	20 Kersey,Duckworth	11 Kersey
53.	2/23	@ Chicago	102-113	L 37-16		13-12	20 Kersey	12 Duckworth
54.	2/25	@ Indiana	112-117	L 37-17		13-13	28 Porter	12 B.Williams
55.	2/27	Cleveland	118-105	W 38-17	25-4		21 Duckworth	10 Duckworth
56.	3/1	@ Utah	102-119	L 38-18		13-14	21 Duckworth,Kersey	14 Kersey
57.	3/3	Seattle	110-98	W 39-18	26-4		20 Drexler	12 B.Williams
58.	3/6	@ New York	112-100	W 40-18		14-14	28 Duckworth	11 Duckworth
59.	3/7	@ Boston	130-117	W 41-18		15-14	39 Drexler	11 Drexler
60.	3/9	@ New Jersey	104-100	W 42-18		16-14	25 Drexler	11 B.Williams
61.	3/10	@ Washington	116-113	W 43-18		17-14	31 Drexler	9 B.Williams,Kersey,Cooper
62.	3/13	Orlando	142-117	W 44-18	27-4		22 C.Robinson	13 Kersey
63.	3/15	@ Golden State	128-121	W 45-18		18-14	28 Porter	16 B.Williams
64.	3/16	Charlotte	124-109	W 46-18	28-4		24 Duckworth	9 B.Williams,Duckworth
65.	3/18	Houston	109-96	W 47-18	29-4		21 Drexler	10 B.Williams
66.	3/20	@ Houston	120-110	W 48-18		19-14	41 Drexler	16 Drexler
67.	3/22	@ San Antonio	106-107	L 48-19		19-15	26 Drexler	9 B.Williams
68.	3/24	@ Denver	104-126	W 49-19		20-15	28 Drexler	12 Kersey
69.	3/25	Minnesota	105-110	L 49-20	29-5		21 Drexler	10 Drexler
70.	3/27	LA Lakers	130-111	W 50-20	30-5		22 Duckworth	9 B.Williams
71.	3/29	Atlanta	112-106	W 51-20	31-5		18 B.Williams	12 B.Williams
72.	3/30	@ LA Lakers	106-135	L 51-21		20-16	21 Drexler	8 Kersey
73.	4/3	@ Seattle	134-136 (ot)	L 51-22		20-17	29 Drexler	16 B.Williams
74.	4/6	LA Clippers	106-99	W 52-22	32-5		35 Drexler	13 Drexler
75.	4/8	San Antonio	112-105	W 53-22	33-5		26 Drexler	12 Drexler
76.	4/10	@ Minnesota	106-94	W 54-22		21-17	26 Drexler	13 B.Williams
77.	4/13	Dallas	124-92	W 55-22	34-5		22 Drexler,Duckworth	11 Kersey
78.	4/14	Denver	127-136	L 55-23	34-6		22 Duckworth	12 B.Williams
79.	4/16	@ LA Clippers	93-85	W 56-23		22-17	23 Kersey	13 B.Williams
80.	4/18	@ Phoenix	128-120 (ot)	W 57-23		23-17	32 Drexler	13 Drexler
81.	4/21	@ Sacramento	118-110	W 58-23		24-17	24 Petrovic	13 Drexler
82.	4/22	LA Lakers	130-88	W 59-23	35-6		23 Kersey	10 Bryant

See *Playoff* section for 1990 *Playoff* game-by-game scores

HISTORY

# SCHEDULE & RESULTS

# 1990-91 (63-19)

	Date	Opponent	Score	Record	Home	Road	Scoring Leader	Rebounding Leader
1.	11/2	Houston	90-89	W 1-0	1-0		29 Drexler	14 Kersey
2.	11/3	@ Sacramento	95-93 (ot)	W 2-0		1-0	19 Porter	14 Duckworth
3.	11/6	@ LA Lakers	125-123 (ot)	W 3-0		2-0	27 Drexler	12 B.Williams
4.	11/9	Detroit	113-101	W 4-0	2-0		28 Porter	11 Kersey
5.	11/11	LA Clippers	138-107	W 5-0	3-0		23 Drexler	12 B.Williams
6.	11/13	Denver	155-129	W 6-0	4-0		39 Drexler	12 B.Williams
7.	11/15	New York	141-125	W 7-0	5-0		31 Drexler	10 Kersey
8.	11/17	@ Denver	143-112	W 8-0		3-0	31 Drexler	16 B.Williams
9.	11/18	Chicago	125-112	W 9-0	6-0		30 Drexler	8 Kersey
10.	11/23	Golden State	143-119	W 10-0	7-0		22 Porter	8 Kersey,Bryant,Cooper
11.	11/25	San Antonio	117-103	W 11-0	8-0		22 Duckworth	14 Drexler
12.	11/27	Phoenix	109-123	L 11-1	8-1		21 Duckworth,Kersey	12 B.Williams
13.	11/29	Minnesota	107-92	W 12-1	9-1		21 Drexler	11 B.Williams
14.	12/1	@ Seattle	130-124 (3ot)	W 13-1		4-0	38 Porter	10 Kersey
15.	12/2	Utah	101-97	W 14-1	10-1		23 B.Williams	11 B.Williams
16.	12/4	@ Miami	98-95	W 15-1		5-0	26 Porter	10 B.Williams
17.	12/5	@ Orlando	119-110	W 16-1		6-0	27 Drexler	12 Kersey
18.	12/7	@ Indiana	127-105	W 17-1		7-0	23 Drexler	9 Kersey
19.	12/8	@ Chicago	109-101	W 18-1		8-0	29 Drexler	10 Duckworth
20.	12/11	Indiana	122-96	W 19-1	11-1		21 Duckworth	8 B.Williams
21.	12/13	@ Sacramento	88-100	L 19-2		8-1	20 Drexler,Kersey	9 Duckworth
22.	12/14	Dallas	106-104	W 20-2	12-1		29 Drexler	12 B.Williams
23.	12/16	Orlando	126-107	W 21-2	13-1		31 Drexler	20 Williams
24.	12/18	Golden State	122-94	W 22-2	14-1		20 Drexler	9 Drexler
25.	12/20	@ Golden State	118-125	L 22-3		8-2	37 Drexler	16 B.Williams
26.	12/21	@ LA Clippers	117-107	W 23-3		9-2	24 Drexler	10 Duckworth
27.	12/23	Denver	132-101	W 24-3	15-1		23 Kersey	14 Kersey
28.	12/26	@ New York	108-92	W 25-3		10-2	27 Drexler	9 Drexler
29.	12/27	@ Charlotte	105-96	W 26-3		11-2	25 Drexler	17 B.Williams
30.	12/29	@ Cleveland	120-114	W 27-3		12-2	28 Drexler	11 B.Williams
31.	12/30	@ Milwaukee	112-117	L 27-4		12-3	21 Drexler	8 Ainge
32.	1/3	LA Lakers	104-108	L 27-5	15-2		27 Duckworth	12 B.Williams
33.	1/5	Miami	132-108	W 28-5	16-2		20 C.Robinson	11 B.Williams
34.	1/6	Seattle	114-111	W 29-5	17-2		20 Ainge	8 B.Williams
35.	1/8	@ Houston	123-97	W 30-5		13-3	20 Drex.,Duckw.,Ainge	12 Bryant
36.	1/9	@ Dallas	99-109	L 30-6		13-4	22 Drexler	15 B.Williams
37.	1/11	@ Detroit	98-100 (ot)	L 30-7		13-5	20 Drexler	9 B.Williams,Kersey,Drexler
38.	1/13	@ New Jersey	116-103	W 31-7		14-5	26 Porter	10 B.Williams
39.	1/15	@ Minnesota	132-117	W 32-7		15-5	32 Drexler	10 Drexler
40.	1/18	Washington	123-99	W 33-7	18-2		22 C.Robinson	9 Drexler
41.	1/20	Milwaukee	116-112	W 34-7	19-2		21 Duckworth	8 Drexler
42.	1/22	Phoenix	123-116	W 35-7	20-2		24 Drexler	9 C.Robinson
43.	1/26	Sacramento	121-96	W 36-7	21-2		17 C.Robinson	12 Duckworth
44.	1/28	Atlanta	116-111	W 37-7	22-2		23 Porter	11 B.Williams
45.	1/31	@ Utah	91-105	L 37-8		15-6	17 Duckworth	10 Drexler
46.	2/1	Golden State	119-99	W 38-8	23-2		32 Drexler	12 B.Williams
47.	2/4	New Jersey	117-102	W 39-8	24-2		20 C.Robinson	7 B.Williams
48.	2/6	@ Sacramento	93-96	L 39-9		15-7	20 Porter	11 B.Williams
49.	2/12	Philadelphia	121-106	W 40-9	25-2		22 Porter	8 Duckworth
50.	2/15	Utah	117-105	W 41-9	26-2		22 Porter	14 Duckworth
51.	2/17	@ LA Lakers	96-106	L 41-10		15-8	29 Drexler	10 Duckworth
52.	2/19	Dallas	107-100	W 42-10	27-2		23 Porter	10 B.Williams,C.Robinson
53.	2/21	@ Denver	122-111	W 43-10		16-8	25 Duckworth	14 Duckworth
54.	2/22	Phoenix	127-106	W 44-10	28-2		20 Kersey	11 Kersey
55.	2/24	San Antonio	88-95	L 44-11	28-3		18 Duckworth	9 B.Williams
56.	2/26	@ San Antonio	101-102 (ot)	L 44-12		16-9	28 Porter	17 B.Williams
57.	2/28	@ Atlanta	109-117	L 44-13		16-10	20 Porter,Duckw.,Drex.	11 Duckworth
58.	3/1	@ Philadelphia	111-121	L 44-14		16-11	23 Drexler	15 Duckworth
59.	3/3	@ Boston	116-107	W 45-14		17-11	29 Drexler	13 Drexler
60.	3/10	Boston	109-111 (ot)	L 45-15	28-4		25 Drexler,Kersey	10 Duckworth,B.Williams
61.	3/11	Cleveland	104-96	W 46-15	29-4		26 Drexler	13 Duckworth
62.	3/13	@ Phoenix	108-116	L 46-16		17-12	18 Kersey	9 B.Williams
63.	3/15	@ Utah	106-96	W 47-16		18-12	26 Drexler	10 B.Williams
64.	3/17	LA Clippers	97-107	L 47-17	29-5		19 Drexler	8 B.Williams,Duckworth
65.	3/19	@ Golden State	126-136	L 47-18		18-13	30 Drexler	7 Drexler
66.	3/20	@ LA Clippers	100-96	W 48-18		19-13	28 Porter	13 Drexler
67.	3/24	Charlotte	117-102	W 49-18	30-5		27 Drexler	7 B.Williams,Porter
68.	3/26	Seattle	126-113	W 50-18	31-5		30 Drexler	11 Kersey
69.	3/27	@ Seattle	112-107	W 51-18		20-13	26 Drexler	11 Kersey
70.	3/29	@ LA Lakers	109-105 (ot)	W 52-18		21-13	26 Porter	17 B.Williams
71.	3/30	Minnesota	121-91	W 53-18		32-5	19 Ainge	6 Kersey,Abdelnaby
72.	4/2	@ Minnesota	104-93	W 54-18		22-13	25 Kersey	12 B.Williams
73.	4/4	@ Washington	105-96	W 55-18		23-13	23 Drexler	10 B.Williams
74.	4/5	@ Orlando	115-98	W 56-18		24-13	29 Porter	21 B.Williams
75.	4/7	@ Dallas	110-92	W 57-18		25-13	22 C.Robinson	11 B.Williams
76.	4/9	@ Houston	103-93	W 58-18		26-13	26 Drexler	12 Duckworth
77.	4/10	@ San Antonio	105-100	W 59-18		27-13	22 Drexler	8 B.Williams
78.	4/13	LA Lakers	118-113	W 60-18	33-5		31 Drexler	10 B.Williams
79.	4/14	Orlando	139-119	W 61-18	34-5		23 Drexler	11 Drexler
80.	4/16	Houston	115-96	W 62-18	35-5		16 Drexler,W.Davis	12 B.Williams
81.	4/19	Sacramento	127-105	W 63-18	36-5		19 Duckworth	7 B.Williams,Drexler
82.	4/21	@ Phoenix	118-135	L 63-19		27-14	24 B.Williams	8 Abdelnaby

See Playoff section for 1991 Playoff game-by-game scores





# SCHEDULE & RESULTS

# 1991-92 (57-25)

Date	Opponent	Score	Record	Home	Road	Scoring Leader	Rebounding Leader
1. 11/1	Cleveland	117-106	W 1-0	1-0		31 Drexler	8 B.Williams,C.Robinson
2. 11/2	Phoenix	76-100	L 1-1	1-1		27 Drexler	8 Duckworth
3. 11/5	@ Houston	99-106	L 1-2		0-1	18 Drexler	9 Kersey
4. 11/6	@ San Antonio	93-119	L 1-3		0-2	20 Duckworth	8 B.Williams,Bryant
5. 1/8	Indiana	121-96	W 2-3	2-1		20 Porter	11 Kersey
6. 11/10	Boston	116-90	W 3-3	3-1		26 Drexler	12 Kersey
7. 11/12	Denver	120-82	W 4-3	4-1		15 Porter	8 Bryant,Cooper
8. 11/15	@ Minnesota	107-102	W 5-3		1-2	35 Drexler	17 Kersey
9. 11/16	@ Denver	111-122	L 5-4		1-3	21 Porter	9 Drexler
10. 11/19	LA Clippers	132-112	W 6-4	5-1		39 Drexler	10 Kersey
11. 11/21	@ LA Clippers	106-91	W 7-4		2-3	24 Drexler	11 Drexler
12. 11/22	Golden State	112-116	L 7-5	5-2		31 Drexler	16 Kersey
13. 11/24	San Antonio	116-111	W 8-5	6-2		48 Drexler	15 Kersey
14. 11/26	Milwaukee	107-98 (ot)	W 9-5	7-2		30 Drexler	9 B.Williams
15. 11/29	Chicago	114-116 (2ot)	L 9-6	7-3		38 Drexler	12 Drexler
16. 12/1	Washington	91-87	W 10-6	8-3		20 Drexler	12 Kersey
17. 12/3	@ Miami	124-94	W 11-6		3-3	21 Porter	11 B.Williams
18. 12/4	@ Orlando	124-115	W 12-6		4-3	34 Drexler	10 Drexler
19. 12/6	@ Philadelphia	102-105 (ot)	L 12-7		4-4	38 Drexler	12 B.Williams,Kersey
20. 12/7	@ Indiana	115-112	W 13-7		5-4	25 Porter	12 B.Williams
21. 12/10	Houston	106-108	L 13-8	8-4		24 Drexler	10 B.Williams
22. 12/13	Detroit	103-113	L 13-9	8-5		22 Drexler	11 Abdelnaby
23. 12/14	Sacramento	115-110	W 14-9	9-5		28 Drexler	10 Drexler
24. 12/16	Minnesota	119-104	W 15-9	10-5		24 Drexler	7 B.Williams
25. 12/20	@ Golden State	118-123	L 15-10		5-5	26 Drexler	16 Drexler
26. 12/22	Seattle	96-87	W 16-10	11-5		25 Drexler	10 B.Williams,Kersey
27. 12/26	Dallas	113-88	W 17-10	12-5		20 Drexler	12 B.Williams
28. 12/28	@ LA Lakers	98-88	W 18-10		6-5	22 Drexler	16 Kersey
29. 12/29	Miami	129-96	W 19-10	13-5		22 Drexler	6 Abdelnaby
30. 1/2	@ Utah	103-107	L 19-11		6-6	21 Drexler	12 B.Williams
31. 1/5	Philadelphia	115-102	W 20-11	14-5		22 C.Robinson	6 Kersey
32. 1/7	Orlando	104-89	W 21-11	15-5		23 Porter	12 B.Williams
33. 1/10	@ Detroit	81-86	L 21-12		6-7	19 Drexler	13 Drexler
34. 1/11	@ Charlotte	115-93	W 22-12		7-7	23 Ainge	11 B.Williams
35. 1/14	@ Cleveland	121-114	W 23-12		8-7	34 Drexler	10 C.Robinson
36. 1/15	@ New York	96-91	W 24-12		9-7	22 Porter	10 B.Williams
37. 1/17	Charlotte	120-104	W 25-12	16-5		25 Drexler	15 B.Williams
38. 1/19	@ Phoenix	128-132 (ot)	L 25-13		9-8	39 Drexler	15 B.Williams
39. 1/21	LA Lakers	131-92	W 26-13	17-5		19 Drexler	9 Abdelnaby
40. 1/23	@ Seattle	113-109	W 27-13		10-8	20 Drexler	11 B.Williams
41. 1/24	Atlanta	125-117	W 28-13	18-5		29 Drexler	11 B.Williams
42. 1/28	@ Golden State	124-116 (ot)	W 29-13		11-8	39 Drexler	15 Kersey
43. 1/31	New Jersey	113-108	W 30-13	19-5		20 Drexler	12 B.Williams
44. 2/2	Sacramento	147-107	W 31-13	20-5		21 Porter	8 Kersey
45. 2/4	@ San Antonio	88-95	L 31-14		11-9	23 Drexler	10 B.Williams
46. 2/6	@ Dallas	103-98	W 32-14		12-9	32 Drexler	15 B.Williams
47. 2/11	Denver	121-112	W 33-14	21-5		28 Drexler	11 B.Williams
48. 2/12	@ Phoenix	107-97	W 34-14		13-9	24 Drexler	12 Duckworth
49. 2/14	@ Sacramento	107-106	W 35-14		14-9	22 Drexler	16 Kersey
50. 2/16	LA Clippers	106-107	L 35-15	21-6		29 Porter	11 B.Williams
51. 2/18	Phoenix	129-116	W 36-15	22-6		28 Drexler	11 Kersey
52. 2/21	@ LA Clippers	123-116	W 37-15		15-9	31 Drexler	11 B.Williams
53. 2/22	@ Seattle	104-113	L 37-16		15-10	25 Drexler	12 Drexler
54. 2/24	Utah	110-117	W 38-16	23-6		24 Drexler	8 B.Williams
55. 2/27	@ New Jersey	96-98	L 38-17		15-11	31 Drexler	11 Kersey
56. 2/28	@ Washington	117-96	W 39-17		16-11	36 Drexler	10 B.Williams
57. 3/1	@ Chicago	91-111	L 39-18		16-12	26 Drexler	12 Drexler
58. 3/3	LA Lakers	105-101	W 40-18	24-6		30 Porter	6 B.Williams,Duckworth
59. 3/4	@ Denver	129-100	W 41-18		17-12	23 Ainge	7 Bryant
60. 3/6	Sacramento	114-106	W 42-18	25-6		34 Drexler	9 Kersey
61. 3/8	Seattle	109-97	W 43-18	26-6		23 Drexler	11 B.Williams
62. 3/10	@ Milwaukee	126-112	W 44-18		18-12	29 Drexler	11 Duckworth
63. 3/11	@ Minnesota	124-113	W 45-18		19-12	25 Drexler	10 B.Williams
64. 3/13	@ Atlanta	106-95	W 46-18		20-12	33 Drexler	10 B.Williams
65. 3/15	@ Boston	148-152 (2ot)	L 46-19		20-13	41 Drexler	14 Kersey
66. 3/17	Minnesota	111-91	W 47-19	27-6		21 Drexler	11 B.Williams
67. 3/18	@ LA Lakers	98-93	W 48-19		21-13	18 C.Robinson	8 B.Williams,Kersey
68. 3/21	@ Utah	77-95	L 48-20		21-14	26 Drexler	11 B.Williams
69. 3/24	Dallas	109-83	W 49-20	28-6		19 Porter	9 B.Williams,Kersey
70. 3/26	@ Sacramento	128-106	W 50-20		22-14	20 Drexler	7 Kersey,Duckworth
71. 3/28	Houston	115-95	W 51-20	29-6		26 Drexler	10 B.Williams
72. 3/29	New York	96-107	L 51-21	29-7		22 Drexler	9 Kersey
73. 3/31	@ Phoenix	111-128	L 51-22		22-15	20 Porter	8 B.Williams
74. 4/2	Utah	118-86	W 52-22	30-7		33 Drexler	10 B.Williams,Kersey
75. 4/5	@ Golden State	130-122	W 53-22		23-15	34 Drexler	17 B.Williams
76. 4/7	Golden State	110-101	W 54-22	31-7		26 Porter	9 Duckworth
77. 4/9	@ LA Clippers	100-106	L 54-23		23-16	30 Porter	12 Kersey
78. 4/10	Seattle	113-106	W 55-23	32-7		27 Porter	10 B.Williams
79. 4/12	San Antonio	123-97	W 56-23	33-7		28 Porter	12 Kersey,Duckworth
80. 4/14	@ Houston	96-108	L 56-24		23-17	21 Duckworth	13 Duckworth
81. 4/15	@ Dallas	100-94	W 57-24		24-17	20 B.Williams	10 B.Williams
82. 4/18	LA Lakers	101-109	L 57-25	33-8		27 Ainge	5 B.Williams,C.Robinson

See Playoff section for 1992 Playoff game-by-game scores

HISTORY

# SCHEDULE & RESULTS

# 1992-93 (51-31)

	Date	Opponent	Score	Record	Home	Road	Scoring Leader	Rebounding Leader
1.	11/8	Denver	123-104	W 1-0	1-0		29 Drexler	9 Drexler
2.	11/10	Phoenix	100-89	W 2-0	2-0		17 Elie	8 Kersey,Porter
3.	11/13	Cleveland	115-109	W 3-0	3-0		26 Duckworth	11 Duckworth
4.	11/14	@ Golden State	130-116	W 4-0		1-0	40 Porter	10 Drexler
5.	11/16	New York	109-94	W 5-0	4-0		21 C.Robinson	10 Drexler
6.	11/20	@ Sacramento	104-99	W 6-0		2-0	21 C.Robinson	11 Kersey
7.	11/22	Detroit	115-90	W 7-0	5-0		20 C.Robinson	10 Strickland
8.	11/24	San Antonio	95-91	W 8-0	6-0		24 Drexler	10 B.Williams
9.	11/25	@ Phoenix	117-121	L 8-1		2-1	36 Drexler	8 B.Williams
10.	11/27	LA Lakers	90-98	L 8-2	6-1		22 C.Robinson	7 Duckworth
11.	11/29	Sacramento	107-99	W 9-2	7-1		24 Drexler	13 C.Robinson
12.	12/1	@ New York	85-101	L 9-3		2-2	18 Duckworth	9 B.Williams
13.	12/2	@ Indiana	112-103	W 10-3		3-2	31 C.Robinson	9 B.Williams
14.	12/4	@ Chicago	99-111	L 10-4		3-3	27 C.Robinson	8 B.Williams
15.	12/5	@ Cleveland	96-94	W 11-4		4-3	24 C.Robinson	12 B.Williams
16.	12/8	Milwaukee	126-97	W 12-4	8-1		25 Drexler	11 Drexler
17.	12/9	@ LA Lakers	111-124	L 12-5		4-4	30 Drexler	6 Drexler,B.Williams
18.	12/11	Indiana	124-134 (2ot)	L 12-6	8-2		28 Porter	22 B.Williams
19.	12/13	Washington	117-98	W 13-6	9-2		32 C.Robinson	11 C.Robinson
20.	12/16	@ Denver	100-99	W 14-6		5-4	25 Drexler	12 Drexler
21.	12/18	@ Seattle	109-126	L 14-7		5-5	23 Strickland	9 Drexler,B.Williams
22.	12/20	Golden State	130-114	W 15-7	10-2		25 Strickland	8 B.Williams
23.	12/22	Seattle	96-107	L 15-8	10-3		28 C.Robinson	16 C.Robinson
24.	12/26	Philadelphia	121-115 (ot)	W 16-8	11-3		31 C.Robinson	19 B.Williams
25.	12/30	Dallas	111-92	W 17-8	12-3		30 Porter	12 B.Williams
26.	1/2	Utah	102-110	L 17-9	12-4		27 Duckworth	13 B.Williams
27.	1/3	Houston	103-101 (ot)	W 18-9	13-4		25 Strickland	13 C.Robinson
28.	1/5	@ Dallas	109-95	W 19-9		6-5	17 Kersey	10 Bryant
29.	1/7	@ Houston	113-91	W 20-9		7-5	21 C.Robinson	9 Duckworth
30.	1/9	@ San Antonio	93-109	L 20-10		7-6	20 Strickland	9 B.Williams
31.	1/12	Denver	109-100	W 21-10	14-4		19 C.Robinson	12 B.Williams
32.	1/14	Miami	104-93 (ot)	W 22-10	15-4		32 Porter	9 B.Williams,Porter
33.	1/15	@ LA Lakers	96-99	L 22-11		7-7	23 Strickland	11 B.Williams
34.	1/17	Seattle	109-97	W 23-11	16-4		24 Drexler	9 B.Williams
35.	1/19	@ Milwaukee	119-92	W 24-11		8-7	21 Drexler	10 Drexler
36.	1/20	@ Minnesota	110-94	W 25-11		9-7	22 C.Robinson	14 C.Robinson
37.	1/22	Sacramento	135-127	W 26-11	17-4		27 C.Robinson,Porter	8 Drexler
38.	1/24	@ Utah	124-113	W 27-11		10-7	28 Drexler	8 Drexler
39.	1/26	Golden State	143-133	W 28-11	18-4		31 Drexler	8 Strickland
40.	1/30	@ Seattle	86-108	L 28-12		10-8	14 Drexler	12 B.Williams
41.	2/2	Minnesota	91-104	L 28-13	18-5		24 C.Robinson	9 B.Williams
42.	2/5	Orlando	106-114	L 28-14	18-6		32 Drexler	12 Drexler
43.	2/7	Chicago	91-101	L 28-15	18-7		19 C.Robinson	10 C.Robinson
44.	2/12	@ LA Clippers	111-104	W 29-15		11-8	32 Drexler	11 B.Williams
45.	2/14	LA Clippers	86-96	L 29-16	18-8		16 Strickland	11 Drexler
46.	2/16	Atlanta	105-90	W 30-16	19-8		29 Drexler	11 Duckworth
47.	2/18	LA Lakers	105-103	W 31-16	20-8		21 C.Robinson	11 Kersey
48.	2/23	@ Orlando	107-125	L 31-17		11-9	23 C.Robinson	7 Duckworth
49.	2/24	@ Miami	91-102	L 31-18		11-10	20 Drexler	9 Drexler,Porter
50.	2/26	@ New Jersey	102-91	W 32-18		12-10	26 Drexler	9 Duckworth
51.	2/28	@ Boston	110-122	L 32-19		12-11	22 Drexler	13 B.Williams
52.	3/2	Phoenix	102-97	W 33-19	21-8		26 Porter	12 B.Williams
53.	3/4	@ Denver	88-103	L 33-20		12-12	15 Kersey	10 C.Robinson
54.	3/5	Charlotte	92-94	L 33-21	21-9		29 C.Robinson	13 C.Robinson
55.	3/7	@ Golden State	113-96	W 34-21		13-12	22 Porter	10 B.Williams
56.	3/10	@ Dallas	124-96	W 35-21		14-12	24 Porter	15 Duckworth
57.	3/11	@ Houston	91-104	L 35-22		14-13	18 Strickland	9 B.Williams
58.	3/13	@ San Antonio	99-108	L 35-23		14-14	28 C.Robinson	10 B.Williams,C.Robinson
59.	3/15	New Jersey	110-94	W 36-23	22-9		25 C.Robinson	13 Kersey
60.	3/17	@ Phoenix	111-129	L 36-24		14-15	22 Porter	6 Kersey,B.Williams
61.	3/19	Houston	106-98 (ot)	W 37-24	23-9		22 Kersey	11 Bryant
62.	3/21	Boston	104-106	L 37-25	23-10		26 C.Robinson	8 Kersey
63.	3/23	@ Seattle	108-99	W 38-25		15-15	36 Porter	9 Kersey
64.	3/25	@ Sacramento	113-111 (ot)	W 39-25		16-15	26 C.Robinson	10 B.Williams,C.Robinson
65.	3/26	LA Clippers	122-110	W 40-25	24-10		26 Porter	15 Kersey
66.	3/28	@ Charlotte	121-114	W 41-25		17-15	25 Drexler	15 B.Williams
67.	3/29	@ Atlanta	118-127 (ot)	L 41-26		17-16	39 C.Robinson	11 Drexler
68.	3/31	@ Detroit	111-120	L 41-27		17-17	33 Drexler	8 Drexler
69.	4/2	@ Philadelphia	96-91	W 42-27		18-17	17 C.Robinson	15 B.Williams
70.	4/3	@ Washington	102-114	L 42-28		18-18	24 C.Robinson	19 B.Williams
71.	4/6	Utah	110-95	W 43-28	25-10		25 Porter	12 Kersey
72.	4/8	Dallas	126-107	W 44-28	26-10		21 C.Robinson	9 B.Williams
73.	4/9	@ LA Lakers	109-105	W 45-28		19-18	22 Porter	13 B.Williams
74.	4/11	Minnesota	127-110	W 46-28	27-10		20 Porter	8 Kersey
75.	4/13	LA Clippers	101-99	W 47-28	28-10		26 Porter	12 C.Robinson
76.	4/15	@ Utah	117-122 (ot)	L 47-29		19-19	40 C.Robinson	7 C.Robinson
77.	4/16	@ Minnesota	117-109	W 48-29		20-19	26 C.Robinson,Porter	15 B.Williams
78.	4/18	San Antonio	105-101	W 49-29	29-10		25 Strickland	16 Kersey
79.	4/20	Golden State	115-99	W 50-29	30-10		28 Porter	12 Bryant
80.	4/22	Phoenix	114-115	L 50-30	30-11		24 Porter	11 Kersey
81.	4/23	@ Sacramento	112-108	W 51-30		21-19	24 Strickland	10 Kersey,B.Williams
82.	4/25	@ LA Clippers	112-123	L 51-31		21-20	16 C.Robinson,Murray	8 Murray

See Playoff section for 1993 Playoff game-by-game scores



# SCHEDULE & RESULTS

# 1993-94 (47-35)

	Date	Opponent	Score	Record	Home	Road	Scoring Leader	Rebounding Leader
1.	11/5	@ LA Clippers	95-97	L 0-1		0-1	25 Drexler	13 Drexler
2.	11/7	Houston	92-106	L 0-2	0-1		25 C.Robinson	8 B.Williams
3.	11/9	@ LA Lakers	109-102	W 1-2		1-1	22 C.Rob.,Strick.,H.Grant	10 C.Robinson
4.	11/12	Atlanta	94-84	W 2-2	1-1		28 C.Robinson	11 B.Williams
5.	11/14	Detroit	114-111	W 3-2	2-1		25 C.Robinson	12 B.Williams
6.	11/16	Cleveland	96-101	L 3-3	2-2		25 Drexler	11 C.Robinson
7.	11/18	Chicago	120-98	W 4-3	3-2		21 C.Robinson	12 B.Williams
8.	11/19	@ Phoenix	109-118	L 4-4		1-2	29 Drexler	13 B.Williams
9.	11/21	Dallas	103-90	W 5-4	4-2		20 Drexler	11 C.Robinson
10.	11/23	Denver	109-94	W 6-4	5-2		27 Drexler	10 C.Robinson
11.	11/26	@ Denver	101-112	L 6-5		1-3	28 C.Robinson	11 B.Williams
12.	11/28	Sacramento	120-109	W 7-5	6-2		24 Drexler	14 Kersey
13.	11/30	@ Miami	123-109	W 8-5		2-3	33 Drexler	14 B.Williams
14.	12/1	@ Orlando	106-114	L 8-6		2-4	17 H.Grant,Strickland	15 B.Williams
15.	12/3	@ Boston	108-114	L 8-7		2-5	28 C.Robinson	12 Bryant
16.	12/4	@ Washington	118-105	W 9-7		3-5	26 C.Robinson	14 B.Williams
17.	12/7	@ Cleveland	100-109	L 9-8		3-6	23 Drexler	12 B.Williams
18.	12/8	@ Minnesota	114-111	W 10-8		4-6	31 C.Robinson	9 C.Robinson
19.	12/10	LA Lakers	117-99	W 11-8	7-2		21 Strickland	11 B.Williams
20.	12/12	Orlando	88-103	L 11-9	7-3		21 Porter	8 C.Robinson
21.	12/14	@ Dallas	100-93 (ot)	W 12-9		5-6	25 Drexler	16 B.Williams
22.	12/15	@ San Antonio	91-111	L 12-10		5-7	18 C.Robinson	17 B.Williams
23.	12/18	Minnesota	105-95	W 13-10	8-3		22 C.Robinson	12 B.Williams
24.	12/19	Milwaukee	93-81	W 14-10	9-3		17 Porter	13 B.Williams
25.	12/21	@ Golden State	100-98	W 15-10		6-7	22 C.Robinson	9 C.Robinson
26.	12/23	Indiana	108-96	W 16-10	10-3		22 Strickland	9 B.Williams
27.	12/26	Golden State	106-108 (ot)	L 16-11	10-4		27 Strickland,C.Robinson	10 B.Williams
28.	12/29	LA Clippers	114-98	W 17-11	11-4		25 Porter	12 Kersey
29.	1/2	Utah	90-92	L 17-12	11-5		22 C.Robinson	9 H.Grant
30.	1/4	@ Houston	95-106	L 17-13		6-8	24 Porter	10 B.Williams,Strickland
31.	1/6	@ Charlotte	116-110	W 18-13		7-8	29 C.Robinson	11 C.Robinson
32.	1/7	@ Atlanta	85-100	L 18-14		7-9	22 C.Robinson	8 Bryant
33.	1/9	@ New York	85-99	L 18-15		7-10	19 Strickland	8 B.Williams
34.	1/11	Seattle	108-99	W 19-15	12-5		27 Strickland	11 C.Robinson
35.	1/14	Miami	115-110	W 20-15	13-5		31 C.Robinson	13 B.Williams
36.	1/16	Charlotte	106-101	W 21-15	14-5		20 C.Robinson	12 H.Grant
37.	1/18	@ Denver	104-103 (ot)	W 22-15		8-10	32 C.Robinson	11 C.Robinson
38.	1/21	LA Lakers	111-93	W 23-15	15-5		23 C.Robinson	8 C.Robinson,H.Grant,Kersey
39.	1/22	@ Phoenix	117-118	L 23-16		8-11	34 C.Robinson	16 B.Williams
40.	1/25	New Jersey	122-117	W 24-16	16-5		30 C.Robinson	15 B.Williams
41.	1/28	Minnesota	109-98	W 25-16	17-5		18 C.Robinson	10 B.Williams
42.	1/30	New York	93-103	L 25-17	17-6		20 B.Williams	19 B.Williams
43.	2/1	@ Sacramento	97-102	L 25-18		8-12	30 C.Robinson	9 Strickland
44.	2/3	Phoenix	126-105	W 26-18	18-6		29 H.Grant	16 B.Williams
45.	2/5	@ Utah	114-128	L 26-19		8-13	25 Strickland	8 B.Williams
46.	2/8	Sacramento	124-100	W 27-19	19-6		21 Drexler	15 B.Williams
47.	2/9	@ Seattle	94-115	L 27-20		8-14	19 Drexler	12 Kersey
48.	2/15	@ Dallas	106-103	W 28-20		9-14	26 Drexler	16 B.Williams
49.	2/16	@ Phoenix	100-126	L 28-21		9-15	19 C.Robinson	12 B.Williams
50.	2/18	Philadelphia	109-93	W 29-21	20-6		30 C.Robinson	13 H.Grant
51.	2/20	Boston	102-93	W 30-21	21-6		24 C.Robinson	14 B.Williams
52.	2/22	LA Clippers	120-117	W 31-21	22-6		24 Strickland	14 B.Williams
53.	2/23	@ LA Clippers	121-112	W 32-21		10-15	22 C.Robinson	13 C.Robinson
54.	2/26	San Antonio	104-96	W 33-21	23-6		32 Drexler	10 B.Williams
55.	2/27	Denver	104-97	W 34-21	24-6		22 Drexler	11 B.Williams
56.	3/1	@ Indiana	94-106	L 34-22		10-16	17 C.Robinson	8 C.Robinson
57.	3/2	@ Detroit	131-107	W 35-22		11-16	28 Drexler	14 B.Williams
58.	3/4	@ Chicago	115-96	W 36-22		12-16	27 Drexler	14 B.Williams
59.	3/7	Golden State	137-108	W 37-22	25-6		25 C.Robinson	15 B.Williams
60.	3/9	Utah	122-99	W 38-22	26-6		27 Strickland	8 B.Williams,Drexler
61.	3/10	@ Golden State	97-100	L 38-23		12-17	19 Drexler	10 B.Williams,Drexler
62.	3/13	@ Seattle	102-114	L 38-24		12-18	18 C.Robinson	8 C.Robinson
63.	3/15	@ Houston	99-105	L 38-25		12-19	15 H.Grant	9 B.Williams
64.	3/16	@ San Antonio	102-110	L 38-26		12-20	21 C.Robinson	13 B.Williams
65.	3/18	Washington	122-104	W 39-26	27-6		28 Drexler,Strickland	7 Bryant
66.	3/20	@ LA Clippers	110-114	L 39-27		12-21	28 H.Grant	14 B.Williams
67.	3/22	@ Sacramento	96-94	W 40-27		13-21	28 Drexler	15 B.Williams
68.	3/25	Sacramento	100-91	W 41-27	28-6		23 Drexler	14 B.Williams
69.	3/27	San Antonio	95-107	L 41-28	28-7		22 Drexler	7 B.Williams
70.	3/29	Seattle	100-114	L 41-29	28-8		30 Strickland	8 B.Williams
71.	3/31	@ Milwaukee	109-111	L 41-30		13-22	36 Porter	10 B.Williams
72.	4/1	@ Philadelphia	111-100	W 42-30		14-22	30 Strickland,C.Robinson	11 Drexler
73.	4/3	@ New Jersey	109-105	W 43-30		15-22	34 Drexler	15 B.Williams
74.	4/5	Phoenix	135-113	W 44-30	29-8		23 C.Robinson	8 Drexler,Strickland
75.	4/9	LA Lakers	112-104	W 45-30	30-8		25 C.Robinson,Drexler	14 Drexler
76.	4/12	Dallas	107-108	L 45-31	30-9		29 Drexler	8 Drexler,C.Robinson
77.	4/14	@ Golden State	108-113	L 45-32		15-23	29 Drexler	11 Drexler
78.	4/15	@ LA Lakers	105-100	W 46-32		16-23	17 Strickland	9 B.Williams,Kersey
79.	4/17	Houston	110-119	L 46-33	30-10		24 Kersey	11 Kersey
80.	4/21	@ Utah	111-122	L 46-34		16-24	31 Drexler	12 Drexler
81.	4/22	@ Minnesota	118-103	W 47-34		17-24	28 Drexler,C.Robinson	10 Drexler
82.	4/24	Seattle	108-110	L 47-35	30-11		20 C.Robinson,Strickland	17 Drexler

See Playoff section for 1994 Playoff game-by-game scores

HISTORY

# SCHEDULE & RESULTS

# 1994-95 (44-38)

Date	Opponent	Score	Record	Home	Road	Scoring Leader	Rebounding Leader
1. 11/5	@ LA Clippers (Japan)	121-100	W 1-0		1-0	26 Drexler	14 B.Williams
2. 11/6	LA Clippers (Japan)	112-95	W 2-0	1-0		41 Drexler	11 Dudley
3. 11/10	@ Sacramento	104-84	W 3-0		2-0	25 C.Robinson	17 Dudley
4. 11/15	Phoenix	93-96	L 3-1	1-1		26 Drexler	11 B.Williams
5. 11/17	Cleveland	80-81	L 3-2	1-2		24 C.Robinson	8 Drexler
6. 11/18	@ Phoenix	111-124	L 3-3		2-1	25 B.Williams,J.Robinson	12 B.Williams
7. 11/20	Detroit	98-96	W 4-3	2-2		26 C.Robinson	15 Dudley
8. 11/22	@ Houston	102-94	W 5-3		3-1	30 Drexler	13 C.Robinson
9. 11/23	@ San Antonio	105-110	L 5-4		3-2	30 C.Robinson	18 B.Williams
10. 11/25	@ Dallas	91-101	L 5-5		3-3	19 C.Robinson,Drexler	19 Dudley
11. 11/27	Indiana	99-89	W 6-5	3-2		17 C.Robinson	13 Dudley
12. 11/29	Utah	94-105	L 6-6	3-3		26 C.Robinson,Drexler	9 Dudley
13. 12/2	San Antonio	91-95	L 6-7	3-4		17 C.Robinson	14 Dudley
14. 12/4	Milwaukee	106-103	W 7-7	4-4		36 Drexler	15 Dudley
15. 12/9	Golden State	116-107	W 8-7	5-4		28 C.Robinson	13 B.Williams
16. 12/11	Sacramento	93-88	W 9-7	6-4		24 Strickland	9 Dudley
17. 12/12	@ Utah	89-101	L 9-8		3-4	17 Strickland	9 Dudley,Bryant
18. 12/14	LA Clippers	121-73	W 10-8	7-4		21 J.Robinson	20 Dudley
19. 12/15	@ Seattle	103-114	L 10-9		3-5	26 Drexler	15 C.Robinson
20. 12/18	New York	111-87	W 11-9	8-4		33 Drexler	14 Dudley
21. 12/20	Orlando	104-108	L 11-10	8-5		26 Drexler	12 C.Robinson
22. 12/23	Dallas	118-92	W 12-10	9-5		31 C.Robinson	10 Dudley
23. 12/26	Philadelphia	94-101	L 12-11	9-6		26 Strickland	13 Dudley
24. 12/27	@ Sacramento	101-102	L 12-12		3-6	22 Strickland	10 Dudley
25. 12/29	Denver	104-93	W 13-12	10-6		27 C.Robinson	13 B.Williams
26. 12/30	@ Denver	114-118	L 13-13		3-7	39 Drexler	11 B.Williams
27. 1/3	@ Atlanta	103-98	W 14-13		4-7	30 C.Robinson	18 Dudley
28. 1/4	@ Charlotte	106-118	L 14-14		4-8	32 C.Robinson	8 B.Williams
29. 1/6	@ Boston	95-92	W 15-14		5-8	35 Drexler	11 B.Williams
30. 1/7	@ Washington	114-105	W 16-14		6-8	31 Strickland	14 Dudley
31. 1/9	LA Lakers	129-83	W 17-14	11-6		31 Drexler	8 Drexler
32. 1/11	Golden State	104-92	W 18-14	12-6		24 Strickland,C.Robinson	13 Dudley,C.Robinson
33. 1/15	@ Seattle	124-131	L 18-15		6-9	32 Strickland	9 Dudley,C.Robinson
34. 1/17	@ Sacramento	88-95	L 18-16		6-10	22 C.Robinson	11 Dudley
35. 1/19	Phoenix	115-122	L 18-17	12-7		30 J.Robinson	10 Dudley
36. 1/20	@ LA Clippers	108-97	W 19-17		7-10	28 Drexler	11 C.Robinson
37. 1/22	Sacramento	103-87	W 20-17	13-7		27 C.Robinson	10 Dudley
38. 1/24	@ New York	99-105	L 20-18		7-11	36 Strickland	14 Dudley
39. 1/26	@ Detroit	106-89	W 21-18		8-11	15 Strickland	12 H.Grant
40. 1/27	@ Cleveland	87-77	W 22-18		9-11	20 Drexler	14 Dudley
41. 1/30	New Jersey	98-99	L 22-19	13-8		24 Strickland	11 Drexler
42. 2/1	San Antonio	107-111	L 22-20	13-9		24 Strickland	10 Kersey
43. 2/3	@ Minnesota	112-97	W 23-20		10-11	22 C.Robinson	11 Dudley
44. 2/6	Houston	120-82	W 24-20	14-9		20 C.Robinson	14 Kersey
45. 2/8	Chicago	116-103	W 25-20	15-9		28 C.Robinson	12 Dudley
46. 2/14	@ Dallas	90-95	L 25-21		10-12	25 Strickland	12 B.Williams
47. 2/15	@ Phoenix	113-120 (ot)	L 25-22		10-13	26 Strickland	17 Dudley
48. 2/17	Seattle	114-109	W 26-22	16-9		26 J.Robinson	12 B.Williams
49. 2/19	@ LA Lakers	83-93	L 26-23		10-14	20 C.Robinson	9 Dudley,C.Robinson
50. 2/21	Minnesota	99-86	W 27-23	17-9		29 C.Robinson	11 Dudley
51. 2/22	@ Golden State	107-89	W 28-23		11-14	35 Strickland	14 Dudley
52. 2/24	Utah	114-101	W 29-23	18-9		30 Strickland	11 B.Williams
53. 2/27	LA Clippers	96-83	W 30-23	19-9		18 J.Robinson	13 B.Williams
54. 3/2	Charlotte	99-109	L 30-24	19-10		24 Strickland	12 Thorpe
55. 3/4	@ Utah	81-98	L 30-25		11-15	23 J.Robinson	14 Thorpe
56. 3/6	@ Chicago	83-103	L 30-26		11-16	21 Thorpe	11 Dudley
57. 3/7	@ Milwaukee	106-100	W 31-26		12-16	36 Porter	10 Dudley
58. 3/9	@ Miami	99-90	W 32-26		13-16	22 Thorpe	12 B.Williams
59. 3/10	@ Orlando	85-97	L 32-27		13-17	21 Thorpe	7 Dudley,McKie
60. 3/12	@ Minnesota	102-88	W 33-27		14-17	20 Thorpe	12 B.Williams
61. 3/14	Miami	121-114	W 34-27	20-10		24 McKie	13 B.Williams
62. 3/16	Boston	113-98	W 35-27	21-10		19 Thorpe,Strick.,B.Williams	8 Dudley
63. 3/18	@ Denver	90-110	L 35-28		14-18	17 C.Robinson	7 Dudley
64. 3/21	Washington	111-106	W 36-28	22-10		30 C.Robinson	11 B.Williams
65. 3/22	@ LA Lakers	114-121	L 36-29		14-19	27 C.Robinson,Thorpe	14 Thorpe
66. 3/24	Seattle	118-122	L 36-30	22-11		25 C.Robinson	12 B.Williams
67. 3/26	Denver	98-102	L 36-31	22-12		32 Strickland	6 Thorpe,Strickland,McKie
68. 3/28	Atlanta	91-102	L 36-32	22-13		30 C.Robinson	11 Kersey
69. 3/30	@ New Jersey	106-103	W 37-32		15-19	22 C.Robinson	14 Dudley
70. 3/31	@ Philadelphia	85-86	L 37-33		15-20	16 Kersey	10 B.Williams
71. 4/2	@ Indiana	93-104	L 37-34		15-21	20 Strickland	14 Dudley
72. 4/4	Minnesota	95-91	W 38-34	23-13		33 C.Robinson	14 Dudley
73. 4/7	Houston	127-109	W 39-34	24-13		27 Strickland	8 C.Robinson
74. 4/9	Phoenix	94-104	L 39-35	24-14		26 C.Robinson	10 Dudley
75. 4/11	@ San Antonio	91-71	W 40-35		16-21	23 C.Robinson	10 Thorpe
76. 4/13	@ Houston	99-112	L 40-36		16-22	22 Strickland	14 Thorpe
77. 4/15	Dallas	90-102	L 40-37	24-15		25 C.Robinson	7 Dudley,C.Rob.,B.Williams
78. 4/17	@ Seattle	97-93	W 41-37		17-22	21 Strickland	11 B.Williams
79. 4/18	@ Golden State	102-103	L 41-38		17-23	28 C.Robinson	9 Thorpe
80. 4/20	LA Lakers	111-97	W 42-38	25-15		19 Strickland,Thorpe	10 Dudley
81. 4/22	@ LA Lakers	109-104	W 43-38		18-23	26 C.Robinson	7 Thorpe,C.Rob.,B.Williams
82. 4/23	Golden State	116-83	W 44-38	26-15		17 C.Robinson	8 Dudley,B.Williams

See *Playoff section* for 1995 *Playoff game-by-game scores* (Japan) -Neutral site (NBA Opening Games, Yokohama, Japan)



# SCHEDULE & RESULTS

# 1995-96 (44-38)

	Date	Opponent	Score	Record	Home	Road	Scoring Leader	Rebounding Leader
1.	11/3	Vancouver	80-92	L 0-1	0-1		33 C.Robinson	13 C.Robinson,Dudley
2.	11/5	Utah	109-105	W 1-1	1-1		25 C.Robinson	11 Dudley
3.	11/7	@ New Jersey	84-104	L 1-2		0-1	24 C.Robinson	9 C.Robinson
4.	11/8	@ Detroit	100-107 (ot)	L 1-3		0-2	30 C.Robinson	9 Dudley
5.	11/10	@ Minnesota	108-102	W 2-3		1-2	24 Strickland	9 Dudley
6.	11/11	@ Chicago	106-110	L 2-4		1-3	39 C.Robinson	17 Dudley
7.	11/14	New York	105-99	W 3-4	2-1		36 C.Robinson	17 Dudley
8.	11/16	Sacramento	102-105	L 3-5	2-2		23 Strickland	11 Dudley
9.	11/18	@ Phoenix	102-107	L 3-6		1-4	30 C.Robinson	16 Sabonis
10.	11/20	LA Clippers	113-94	W 4-6	3-2		27 Strickland	12 Dudley
11.	11/21	@ LA Lakers	109-108	W 5-6		2-4	28 Strickland	15 Dudley
12.	11/24	New Jersey	99-87	W 6-6	4-2		23 C.Robinson	11 Sabonis
13.	11/27	Chicago	104-107	L 6-7	4-3		23 Sabonis	7 Dudley
14.	11/29	@ Golden State	112-98	W 7-7		3-4	24 Strickland	10 B.Williams
15.	11/30	Milwaukee	99-100	L 7-8	4-4		21 C.Robinson	9 Dudley
16.	12/3	Orlando	93-88	W 8-8	5-4		22 C.Robinson	14 Dudley
17.	12/7	Toronto	96-88	W 9-8	6-4		24 C.Robinson	11 Trent
18.	12/8	@ Seattle	97-106	L 9-9		3-5	19 J.Robinson	7 Sabonis
19.	12/10	Houston	103-101 (2ot)	W 10-9	7-4		32 Strickland	15 Sabonis
20.	12/14	Charlotte	116-109	W 11-9	8-4		28 C.Robinson	19 Dudley
21.	12/15	@ Vancouver	100-104 (ot)	L 11-10		3-6	29 Strickland	13 Dudley
22.	12/17	Washington	100-112	L 11-11	8-5		24 C.Robinson	11 Dudley
23.	12/19	@ San Antonio	103-111	L 11-12		3-7	25 C.Robinson	14 Dudley
24.	12/21	@ Houston	86-91	L 11-13		3-8	30 Strickland	9 McKie
25.	12/23	LA Lakers	99-102	L 11-14	8-6		19 Strickland,C.Robinson	13 Dudley
26.	12/26	@ Utah	104-114	L 11-15		3-9	27 Strickland	9 Dudley
27.	12/27	Boston	135-109	W 12-15	9-6		30 C.Robinson	10 C.Robinson
28.	12/29	@ Charlotte	99-102	L 12-16		3-10	26 C.Robinson	8 Sabonis
29.	12/30	@ Cleveland	121-124 (2ot)	L 12-17		3-11	22 Strickland	12 Dudley
30.	1/2	@ New York	101-92	W 13-17		4-11	24 McKie	11 Dudley
31.	1/3	@ Boston	114-110 (ot)	W 14-17		5-11	27 Strickland	12 Dudley
32.	1/5	@ Milwaukee	96-113	L 14-18		5-12	29 C.Robinson	8 B.Williams
33.	1/7	Minnesota	113-97	W 15-18	10-6		41 C.Robinson	11 Dudley
34.	1/10	Miami	90-89	W 16-18	11-6		20 C.Robinson	15 B.Williams
35.	1/13	@ Denver	118-117	W 17-18		6-12	26 Strickland	8 Sabonis
36.	1/16	Denver	87-69	W 18-18	12-6		24 C.Robinson	15 Sabonis
37.	1/18	@ Sacramento	100-105	L 18-19		6-13	18 McKie	8 McKie
38.	1/19	Phoenix	101-84	W 19-19	13-6		21 Trent	9 B.Williams
39.	1/21	Cleveland	88-81	W 20-19	14-6		22 J.Robinson	11 Dudley
40.	1/23	@ Utah	72-96	L 20-20		6-14	18 Strickland	16 Dudley
41.	1/26	@ San Antonio	83-87	L 20-21		6-15	24 H.Grant	12 Dudley
42.	1/27	@ Dallas	112-103	W 21-21		7-15	29 C.Robinson	13 Sabonis
43.	1/29	Seattle	88-92	L 21-22	14-7		25 C.Robinson	9 Dudley
44.	1/31	Utah	94-98	L 21-23	14-8		33 C.Robinson	10 Sabonis
45.	2/2	@ Washington	97-113	L 21-24		7-16	20 Strickland	10 Trant
46.	2/3	@ Philadelphia	96-85	W 22-24		8-16	18 Strickland	12 Dudley
47.	2/5	@ Toronto	90-87	W 23-24		9-16	28 Strickland	11 Sabonis
48.	2/7	@ Minnesota	103-93	W 24-24		10-16	32 C.Robinson	11 Trent
49.	2/13	Golden State	98-99	L 24-25	14-9		23 C.Robinson	9 Sabonis
50.	2/15	Phoenix	84-96	L 24-26	14-10		24 C.Robinson	11 C.Robinson
51.	2/17	@ LA Clippers	96-100	L 24-27		10-17	25 Strickland	8 Sabonis,Dudley
52.	2/18	Atlanta	90-93	L 24-28	14-11		20 C.Robinson	8 H.Grant
53.	2/20	San Antonio	105-108	L 24-29	14-12		19 Trent	10 Trent
54.	2/22	Denver	107-78	W 25-29	15-12		21 McKie	9 Dudley
55.	2/25	Detroit	81-93	L 25-30	15-13		19 R.Robinson	7 C.Robinson
56.	2/27	@ Indiana	87-101	L 25-31		10-18	22 McKie	9 Dudley
57.	2/28	@ Atlanta	88-90	L 25-32		10-19	26 Sabonis	10 Sabonis
58.	3/1	@ Miami	102-88	W 26-32		11-19	20 R.Robinson	11 Dudley
59.	3/2	@ Orlando	89-115	L 26-33		11-20	26 C.Robinson	8 Dudley,Sabonis
60.	3/5	Houston	93-100	L 26-34	15-14		17 Trent	11 Dudley
61.	3/8	Sacramento	117-105	W 27-34	16-14		23 Sabonis	17 Sabonis
62.	3/10	Indiana	113-108 (2ot)	W 28-34	17-14		37 C.Robinson	8 Strickland
63.	3/12	@ LA Lakers	105-99	W 29-34		12-20	25 Sabonis	9 Dudley,C.Robinson
64.	3/15	LA Clippers	86-79	W 30-34	18-14		23 Sabonis	13 Sabonis
65.	3/17	Dallas	112-86	W 31-34	19-14		23 C.Robinson	10 Dudley
66.	3/19	Minnesota	106-78	W 32-34	20-14		20 Strickland	11 Dudley
67.	3/22	@ Sacramento	78-80	L 32-35		12-21	15 C.Robinson	13 Dudley
68.	3/25	Philadelphia	94-71	W 33-35	21-14		18 Sabonis	15 Sabonis
69.	3/28	Golden State	94-89	W 34-35	22-14		26 Sabonis	14 Sabonis
70.	3/30	@ Houston	109-94	W 35-35		13-21	25 C.Robinson	10 C.Robinson
71.	3/31	@ Dallas	115-100	W 36-35		14-21	21 Sabonis	7 Strickland
72.	4/2	Vancouver	101-85	W 37-35	23-14		19 C.Robinson	13 Sabonis
73.	4/5	@ Denver	97-91	W 38-35		15-21	29 Strickland	10 Sabonis,B.Williams
74.	4/6	Seattle	95-92	W 39-35	24-14		19 Strickland	12 Sabonis
75.	4/8	@ LA Clippers	89-102	L 39-36		15-22	20 Sabonis	11 Sabonis
76.	4/9	@ Phoenix	98-91	W 40-36		16-22	24 C.Robinson	13 Sabonis
77.	4/11	Dallas	114-99	W 41-36	25-14		21 Sabonis	15 Sabonis
78.	4/14	@ Vancouver	81-79	W 42-36		17-22	23 C.Robinson	13 Sabonis
79.	4/15	San Antonio	121-97	W 43-36	26-14		22 Sabonis	11 Dudley
80.	4/17	@ Seattle	90-96	L 43-37		17-23	21 C.Robinson	7 Dudley,Sabonis
81.	4/19	@ Golden State	95-87	W 44-37		18-23	32 C.Robinson	9 Dudley
82.	4/21	LA Lakers	88-92	L 44-38	26-15		25 C.Robinson	16 Dudley

See Playoff section for 1996 Playoff game-by-game scores

HISTORY

# SCHEDULE & RESULTS

# 1996-97 (49-33)

	Date	Opponent	Score	Record	Home	Road	Scoring Leader	Rebounding Leader
1.	11/1	@ Vancouver	114-95	W 1-0		1-0	22 C.Robinson	10 Sabonis,Dudley
2.	11/2	@ Seattle	93-104	L 1-1		1-1	21 Rider	9 Sabonis
3.	11/4	Atlanta	76-94	L 1-2	0-1		14 K.Anderson	9 Dudley
4.	11/5	@ Golden State	111-94	W 2-2		2-1	32 Wallace	9 Dudley,Wallace,Rider
5.	11/7	Minnesota	95-94 (ot)	W 3-2	1-1		25 Wallace	17 Sabonis
6.	11/9	@ Sacramento	102-103	L 3-3		2-2	21 Sabonis	13 Sabonis
7.	11/10	San Antonio	94-81	W 4-3	2-1		23 Rider	12 Dudley
8.	11/12	@ Minnesota	97-100	L 4-4		2-3	22 Rider	8 Sabonis
9.	11/13	@ Cleveland	70-81	L 4-5		2-4	15 Rider	7 Wallace,Trent
10.	11/15	@ New Jersey	93-85	W 5-5		3-4	22 K.Anderson	13 Dudley
11.	11/17	@ Indiana	88-83	W 6-5		4-4	18 Sabonis	9 Rider
12.	11/19	Sacramento	92-90 (ot)	W 7-5	3-1		23 C.Robinson	10 Dudley,Sabonis
13.	11/23	Denver	105-65	W 8-5	4-1		22 Trent	13 Trent
14.	11/26	@ Houston	101-102 (ot)	L 8-6		4-5	32 K.Anderson	12 Wallace
15.	11/27	@ San Antonio	120-109	W 9-6		5-5	25 K.Anderson	8 Dudley
16.	11/29	Golden State	119-93	W 10-6	5-1		20 Wallace	12 Wallace
17.	12/1	@ Golden State	70-98	L 10-7		5-6	13 C.Robinson,Rider	7 Wallace,Dudley
18.	12/3	Indiana	93-98 (ot)	L 10-8	5-2		29 K.Anderson	11 Dudley
19.	12/5	@ Denver	115-104	W 11-8		6-6	26 K.Anderson	15 Sabonis
20.	12/6	Charlotte	97-93	W 12-8	6-2		22 Sabonis	10 Sabonis
21.	12/10	Orlando	93-99	L 12-9	6-3		33 C.Robinson	10 Wallace
22.	12/12	Vancouver	99-78	W 13-9	7-3		22 K.Anderson	13 Wallace
23.	12/13	@ LA Lakers	119-120 (ot)	L 13-10		6-7	34 K.Anderson	9 Wallace,Sabonis
24.	12/15	Houston	89-99	L 13-11	7-4		26 K.Anderson	9 Sabonis
25.	12/18	Seattle	102-106	L 13-12	7-5		23 Rider	11 Rider
26.	12/20	Dallas	107-77	W 14-12	8-5		21 C.Robinson	9 Trent
27.	12/21	@ Sacramento	99-101 (ot)	L 14-13		6-8	38 Wallace	11 Sabonis
28.	12/23	Washington	84-106	L 14-14	8-6		23 Sabonis	8 Sabonis
29.	12/26	@ Utah	94-99	L 14-15		6-9	26 Sabonis	13 Sabonis
30.	12/27	@ LA Clippers	102-98	W 15-15		7-9	25 K.Anderson	8 Sabonis,K.Anderson
31.	12/29	San Antonio	110-86	W 16-15	9-6		19 Rider	11 Sabonis
32.	1/2	@ Houston	112-96	W 17-15		8-9	31 Rider	12 Sabonis
33.	1/4	@ Dallas	110-104	W 18-15		9-9	33 Sabonis	12 Sabonis
34.	1/6	LA Lakers	88-84	W 19-15	10-6		24 Sabonis	13 Dudley
35.	1/8	Miami	81-85	L 19-16	10-7		17 Sabonis,Rider	15 Sabonis
36.	1/14	Detroit	95-86	W 20-16	11-7		22 Rider	13 Sabonis
37.	1/16	@ LA Lakers	102-98	W 21-16		10-9	30 Rider	8 Dudley,Trent
38.	1/17	Toronto	92-94	L 21-17	11-8		23 Rider	9 Sabonis
39.	1/19	Utah	102-96	W 22-17	12-8		26 K.Anderson	7 Sabonis,Wingfield
40.	1/21	LA Clippers	100-82	W 23-17	13-8		23 C.Robinson	9 C.Robinson
41.	1/22	@ Seattle	97-98	L 23-18		10-10	24 Trent	7 Trent
42.	1/24	@ Phoenix	115-105	W 24-18		11-10	24 Trent	13 Trent
43.	1/25	Minnesota	101-94	W 25-18	14-8		26 Rider	12 Dudley
44.	1/28	@ Toronto	84-120	L 25-19		11-11	16 Rider	9 Dudley
45.	1/29	@ Detroit	89-98	L 25-20		11-12	14 K.Anderson	10 Dudley
46.	1/31	@ Boston	105-111	L 25-21		11-13	24 Trent	12 Wingfield
47.	2/2	@ Minnesota	102-103	L 25-22		11-14	26 K.Anderson	10 C.Robinson
48.	2/4	Chicago	84-88	L 25-23	14-9		19 Rider	15 Dudley
49.	2/11	Phoenix	111-108	W 26-23	15-9		33 K.Anderson	9 Dudley
50.	2/13	@ Utah	86-110	L 26-24		11-15	15 K.Anderson	8 Trent,Wallace,O'Neal
51.	2/15	Houston	109-105	W 27-24	16-9		35 K.Anderson	14 Wallace
52.	2/16	Boston	118-106	W 28-24	17-9		40 Rider	10 Trent
53.	2/19	@ Orlando	84-95	L 28-25		11-16	20 Wallace	10 Wallace,Dudley
54.	2/21	@ Miami	114-110	W 29-25		12-16	25 Wallace	10 Wallace
55.	2/22	@ Philadelphia	80-97	L 29-26		12-17	20 K.Anderson	6 Wallace,Sabonis,K.And.
56.	2/24	@ Chicago	89-116	L 29-27		12-18	14 Trent	9 Trent
57.	2/26	New York	95-96 (ot)	L 29-28	17-10		20 Wallace	12 Wallace
58.	2/28	Utah	115-105	W 30-28	18-10		30 K.Anderson	9 Sabonis
59.	3/2	Philadelphia	112-95	W 31-28	19-10		20 K.Anderson,Trent	10 Sabonis
60.	3/4	New Jersey	123-118	W 32-28	20-10		28 K.And.,C.Robinson	9 Dudley
61.	3/5	@ Phoenix	121-99	W 33-28		13-18	26 K.Anderson	7 Dudley
62.	3/7	Dallas	80-69	W 34-28	21-10		8 C.Robinson	9 Sabonis
63.	3/9	Seattle	103-93	W 35-28	22-10		15 Rider	9 Trent
64.	3/11	LA Clippers	109-105	W 36-28	23-10		26 Wallace	13 Sabonis
65.	3/14	Cleveland	96-73	W 37-28	24-10		20 K.Anderson,Sabonis	10 Dudley
66.	3/16	@ LA Clippers	106-94	W 38-28		14-18	26 C.Robinson	7 Dudley
67.	3/18	Sacramento	92-87	W 39-28	25-10		22 K.Anderson	9 Sabonis
68.	3/20	@ Milwaukee	97-78	W 40-28		15-18	20 C.Robinson,Wallace	11 Trent
69.	3/22	@ Washington	104-108	L 40-29		15-19	28 Rider	10 Wallace
70.	3/23	@ New York	94-88	W 41-29		16-19	24 K.Anderson	8 Wallace,Sabonis
71.	3/25	@ Atlanta	89-96	L 41-30		16-20	22 Rider	14 Dudley
72.	3/26	@ Charlotte	88-87	W 42-30		17-20	25 C.Robinson	9 Wallace
73.	3/28	Vancouver	115-81	W 43-30	26-10		26 C.Robinson	6 Wallace,Dudley,Sabonis
74.	4/1	Golden State	82-91	L 43-31	26-11		21 Rider,Wallace	7 Wallace
75.	4/4	Milwaukee	108-93	W 44-31	27-11		27 Rider	10 Trent
76.	4/5	Phoenix	90-99	L 44-32	27-12		22 K.Anderson	11 Dudley
77.	4/7	@ Denver	110-104	W 45-32		18-20	28 Rider	13 Dudley
78.	4/8	@ Dallas	82-87	L 45-33		18-21	15 C.Robinson	8 K.Anderson
79.	4/10	@ San Antonio	98-81	W 46-33		19-21	19 Wallace	12 Sabonis
80.	4/16	Denver	107-63	W 47-33	28-12		20 Trent	12 Sabonis,Dudley
81.	4/17	@ Vancouver	105-73	W 48-33		20-21	25 Wallace	9 Sabonis,Dudley
82.	4/20	LA Lakers	100-96	W 49-33	29-12		20 Rider	9 Sabonis

See Playoff section for 1997 Playoff game-by-game scores





Date	Opponent	Score	Record	Home	Road	Scoring Leader	Rebounding Leader
1. 10/31	Seattle	83-91	L 0-1	0-1		19 B.Grant	11 B.Grant
2. 11/1	@ LA Clippers	82-74	W 1-1		1-0	20 K.Anderson	11 B.Grant
3. 11/4	Minnesota	122-105	W 2-1	1-1		24 K.Anderson	10 Sabonis
4. 11/7	@ Houston	86-85	W 3-1		2-0	24 K.Anderson	19 B.Grant
5. 11/8	@ Dallas	101-94	W 4-1		3-0	28 K.Anderson	16 Sabonis
6. 11/10	Detroit	86-82	W 5-1	2-1		29 K.Anderson	11 Sabonis
7. 11/14	Phoenix	139-140 (4ot)	L 5-2	2-2		35 Rider	17 B.Grant
8. 11/15	@ Golden State	99-87	W 6-2		4-0	19 Rider	12 Sabonis
9. 11/17	Dallas	120-75	W 7-2	3-2		24 Sabonis	13 B.Grant
10. 11/19	@ Charlotte	92-106	L 7-3		4-1	18 Sabonis,Rider,Wallace	8 Sabonis
11. 11/20	@ Detroit	93-87	W 8-3		5-1	28 Rider	14 Sabonis
12. 11/22	@ New Jersey	87-93	L 8-4		5-2	20 K.Anderson	13 Sabonis
13. 11/24	@ Toronto	91-90	W 9-4		6-2	16 Wallace	16 Sabonis
14. 11/26	@ Minnesota	96-90	W 10-4		7-2	16 Wallace	9 Sabonis
15. 11/28	Houston	89-98	L 10-5	3-3		20 Rider	13 Sabonis
16. 12/2	Orlando	88-89	L 10-6	3-4		33 Rider	10 Sabonis
17. 12/5	Utah	94-77	W 11-6	4-4		15 B.Grant	9 B.Grant
18. 12/8	LA Lakers	105-99	W 12-6	5-4		26 Rider	9 B.Grant,Wallace
19. 12/10	Indiana	93-85	W 13-6	6-4		15 Rider	8 Augmon
20. 12/12	@ Seattle	98-111	L 13-7		7-3	21 Rider	9 Sabonis,Wallace
21. 12/15	Atlanta	90-99	L 13-8	6-5		20 K.Anderson	8 Trent
22. 12/16	@ Sacramento	87-94	L 13-9		7-4	23 Sabonis	8 Sabonis
23. 12/19	Vancouver	96-91	W 14-9	7-5		31 Rider	14 B.Grant
24. 12/21	@ Vancouver	86-88	L 14-10		7-5	19 Rider	9 B.Grant
25. 12/23	Sacramento	93-82	W 15-10	8-5		19 Sabonis	12 B.Grant,Sabonis
26. 12/27	@ Utah	102-91	W 16-10		8-5	25 Sabonis	11 Sabonis
27. 12/28	San Antonio	82-79	W 17-10	9-5		14 Rider,Wallace	11 Sabonis
28. 12/30	Philadelphia	96-86	W 18-10	10-5		20 B.Grant	11 B.Grant
29. 1/2	@ San Antonio	69-85	L 18-11		8-6	16 K.Anderson,Trent	8 B.Grant
30. 1/3	@ Houston	97-95	W 19-11		9-6	27 Rider	11 B.Grant
31. 1/5	Milwaukee	92-98	L 19-12	10-6		32 Sabonis	13 Sabonis
32. 1/7	Charlotte	89-91	L 19-13	10-7		22 Sabonis	13 Sabonis
33. 1/9	@ Minnesota	91-96	L 19-14		9-7	32 Rider	10 Sabonis
34. 1/10	@ Milwaukee	90-95 (ot)	L 19-15		9-8	31 K.Anderson	10 Sabonis,Wallace
35. 1/13	Miami	68-76	L 19-16	10-8		17 Wallace	10 Trent
36. 1/16	Utah	96-86	W 20-16	11-8		28 Rider	11 Trent
37. 1/18	Denver	94-82	W 21-16	12-8		27 Trent	20 Sabonis
38. 1/20	@ Cleveland	86-84	W 22-16		10-8	24 Rider	6 Askew
39. 1/21	@ Washington	100-87	W 23-16		11-8	29 Rider	9 Sabonis,Wallace
40. 1/23	@ Philadelphia	87-98	L 23-17		11-9	30 Sabonis	12 Sabonis
41. 1/24	@ Atlanta	92-77	W 24-17		12-9	28 Rider	11 Trent
42. 1/27	Golden State	78-82	L 24-18	12-9		20 Trent,Wallace	14 Trent
43. 1/29	Chicago	87-100	L 24-19	12-10		29 Rider	9 Rider
44. 2/1	Toronto	97-90	W 25-19	13-10		38 Rider	11 Sabonis,Wallace
45. 2/3	New Jersey	98-97	W 26-19	14-10		24 Sabonis	11 Sabonis
46. 2/4	@ LA Lakers	115-122	L 26-20		12-10	19 Brunson	9 Sabonis
47. 2/10	LA Lakers	117-105	W 27-20	15-10		24 Rider	10 O'Neal
48. 2/12	@ Phoenix	115-110	W 28-20		13-10	27 Trent	13 Sabonis
49. 2/13	Houston	105-81	W 29-20	16-10		25 Rider	14 Sabonis
50. 2/15	Denver	117-82	W 30-20	17-10		31 Rider	9 O'Neal
51. 2/17	Golden State	101-83	W 31-20	18-10		24 Rider	12 O'Neal
52. 2/18	@ Seattle	95-101	L 31-21		13-11	26 Rider	13 O'Neal
53. 2/20	New York	89-98	L 31-22	18-11		22 Stoudamire	7 Cato
54. 2/22	Boston	121-96	W 32-22	19-11		23 Sabonis	11 Sabonis
55. 2/25	@ Chicago	106-101	W 33-22		14-11	24 Stoudamire	20 Sabonis
56. 2/27	@ Indiana	59-124	L 33-23		14-12	14 Wallace	7 Sabonis,Rider
57. 3/1	@ Boston	101-102	L 33-24		14-13	24 Rider	9 Sabonis
58. 3/3	Phoenix	98-93	W 34-24	20-11		33 Rider	14 Sabonis
59. 3/8	San Antonio	78-82	L 34-25	20-12		23 Rider,Sabonis	17 Sabonis
60. 3/11	@ LA Lakers	107-121	L 34-26		14-14	20 Wallace	9 Sabonis
61. 3/12	Minnesota	95-92	W 35-26	21-12		28 Sabonis	20 Sabonis
62. 3/14	@ Denver	82-92	L 35-27		14-15	24 Sabonis	12 Sabonis
63. 3/15	LA Clippers	103-92	W 36-27	22-12		28 Sabonis	15 Sabonis
64. 3/17	Cleveland	82-96	L 36-28	22-13		20 Sabonis	10 Sabonis
65. 3/19	@ New York	82-77	W 37-28		15-15	21 Sabonis,B.Grant	11 Sabonis
66. 3/20	@ Orlando	87-102	L 37-29		15-16	21 B.Grant	16 B.Grant
67. 3/22	@ Miami	80-112	L 37-30		15-17	23 Rider	10 B.Grant
68. 3/24	Washington	87-99	L 37-31	22-14		14 Sabonis,W.Williams	15 Sabonis
69. 3/26	Vancouver	108-102	W 38-31	23-14		24 Sabonis	12 B.Grant
70. 3/27	@ Sacramento	90-73	W 39-31		16-17	24 Rider	14 B.Grant
71. 3/29	@ Golden State	99-83	W 40-31		17-17	21 Rider	8 Sabonis
72. 4/1	@ Utah	89-98	L 40-32		17-18	22 Stoudamire	14 B.Grant
73. 4/3	Dallas	109-102	W 41-32	24-14		27 Wallace	20 B.Grant
74. 4/4	@ Phoenix	83-90	L 41-33		17-19	23 Rider,B.Grant	12 B.Grant
75. 4/6	@ San Antonio	79-75	W 42-33		18-19	28 Wallace	8 B.Grant
76. 4/7	@ Dallas	99-91	W 43-33		19-19	26 Rider	12 Cato
77. 4/9	@ LA Clippers	99-95	W 44-33		20-19	25 Rider,B.Grant	13 B.Grant
78. 4/11	@ Vancouver	96-105 (ot)	L 44-34		20-20	26 Rider	16 Wallace
79. 4/14	Sacramento	92-66	W 45-34	25-14		19 W.Williams	9 Sabonis
80. 4/16	LA Clippers	99-90	W 46-34	26-14		21 Wallace	12 Sabonis
81. 4/17	@ Denver	101-109	L 46-35		20-21	18 B.Grant	15 B.Grant
82. 4/19	Seattle	82-90	L 46-36	26-15		24 Rider	17 B.Grant

See Playoff section for 1998 Playoff game-by-game scores

HISTORY

# SCHEDULE & RESULTS

# 1998-99 (35-15)

Date	Opponent	Score	Record	Home	Road	Scoring Leader	Rebounding Leader
1. 2/7	@ Seattle	88-91	L 0-1		0-1	19 Stoudamire	11 B.Grant
2. 2/8	@ Vancouver	95-76	W 1-1		1-1	24 Sabonis	11 Sabonis
3. 2/10	Indiana	100-92	W 2-1	1-0		26 Rider	11 Rider
4. 2/14	@ Golden State	100-105 (2ot)	L 2-2		1-2	23 Sabonis	17 Sabonis
5. 2/15	Dallas	99-84	W 3-2	2-0		16 Sabonis	11 B.Grant
6. 2/17	Denver	100-85	W 4-2	3-0		19 Rider	17 B.Grant
7. 2/19	Boston	106-86	W 5-2	4-0		21 B.Grant	18 B.Grant
8. 2/20	Golden State	90-84	W 6-2	5-0		27 Rider	24 B.Grant
9. 2/24	@ New Jersey	94-85	W 7-2		2-2	22 Williams	12 Sabonis
10. 2/26	@ Charlotte	95-97	L 7-3		2-3	27 Rider	10 Sabonis
11. 2/27	@ Washington	82-81	W 8-3		3-3	19 B.Grant	18 B.Grant
12. 2/28	@ Minnesota	100-93	W 9-3		4-3	22 Wallace	8 B.Grant,Sabonis
13. 3/2	Utah	102-100 (2ot)	W 10-3	6-0		22 Wallace	12 B.Grant
14. 3/3	@ Sacramento	97-93 (ot)	W 11-3		5-3	20 B.Grant	18 B.Grant
15. 3/5	Minnesota	97-85	W 12-3	7-0		17 Wallace	15 Sabonis
16. 3/7	Houston	111-71	W 13-3	8-0		21 Rider	6 B.Grant,O'Neal
17. 3/8	@ Vancouver	92-73	W 14-3		6-3	21 Jackson	9 B.Grant
18. 3/9	Sacramento	103-98	W 15-3	9-0		21 Rider	11 B.Grant
19. 3/12	Utah	77-91	L 15-4	9-1		20 Stoudamire	8 Sabonis
20. 3/13	@ LA Clippers	106-96	W 16-4		7-3	25 B.Grant	14 B.Grant
21. 3/15	@ Dallas	106-91	W 17-4		8-3	30 Rider	16 Sabonis
22. 3/16	@ Houston	93-101	L 17-5		8-4	17 Stoudamire	9 B.Grant,Sabonis
23. 3/18	@ Sacramento	88-78	W 18-5		9-4	25 Wallace	13 Wallace
24. 3/19	San Antonio	90-85	W 19-5	10-1		28 Sabonis	12 B.Grant
25. 3/21	Philadelphia	91-75	W 20-5	11-1		26 Wallace	10 Sabonis
26. 3/23	Golden State	79-72	W 21-5	12-1		15 Rider	12 B.Grant
27. 3/25	Phoenix	97-84	W 22-5	13-1		22 B.Grant	14 B.Grant
28. 3/28	@ Phoenix	88-86	W 23-5		10-4	18 Sabonis,Williams	14 B.Grant
29. 3/30	@ Golden State	90-93	L 23-6	13-1	10-5	21 Sabonis	12 Sabonis
30. 3/31	Sacramento	100-86	W 24-6	14-1		21 Stoudamire	9 B.Grant
31. 4/2	Seattle	107-95	W 25-6	15-1		23 Rider	12 Sabonis
32. 4/3	Phoenix	98-93	W 26-6	16-1		20 Wallace	9 Cato
33. 4/6	Vancouver	98-89	W 27-6	17-1		15 Wallace,Rider,Williams	8 Sabonis
34. 4/8	@ Seattle	86-87	L 27-7		10-6	14 Wallace	12 B.Grant
35. 4/10	@ LA Clippers	97-70	W 28-7		11-6	19 Wallace	5 B.Gr.,Sab.,Jackson,Williams
36. 4/11	LA Clippers	83-89	L 28-8	17-2		17 Rider	11 Cato
37. 4/13	LA Lakers	113-86	W 29-8	18-2		16 Rider,Stoudamire	8 B.Grant
38. 4/15	@ Houston	76-86	L 29-9		11-7	19 Stoudamire	16 B.Grant
39. 4/16	@ San Antonio	80-81	L 29-10		11-8	23 Wallace	12 Wallace
40. 4/17	@ Dallas	102-94	W 30-10		12-8	23 Anthony	9 B.Grant
41. 4/21	LA Lakers	88-82	W 31-10	19-2		21 Wallace	11 Sabonis
42. 4/23	@ Utah	85-96	L 31-11		12-9	13 Jackson	6 B.Grant
43. 4/25	Minnesota	100-84	W 32-11	20-2		24 B.Grant	11 B.Grant,Wallace
44. 4/26	Denver	93-77	W 33-11	21-2		28 Williams	9 Sabonis
45. 4/28	Seattle	119-84	W 34-11	22-2		31 Stoudamire	11 Sabonis
46. 4/29	@ LA Lakers	89-108	L 34-12		12-10	17 Stoudamire	10 B.Grant
47. 5/1	@ San Antonio	90-98 (ot)	L 34-13		12-11	14 Sabonis	11 B.Grant
48. 5/2	@ Denver	110-102	W 35-13		13-11	17 Stoudamire	9 B.Grant
49. 5/4	San Antonio	81-87	L 35-14	22-3		18 Sabonis	10 B.Grant
50. 5/5	@ LA Lakers	91-119	L 35-15		13-12	23 Wallace,O'Neal	8 B.Grant,Cato

See Playoff section for 1999 Playoff game-by-game scores



# SCHEDULE & RESULTS

# 1999-2000 (59-23)

Date	Opponent	Score	Record	Home	Road	Scoring Leader	Rebounding Leader
1. 11/2	@ Vancouver	106-86	W 1-0		1-0	22 Smith	7 Wallace
2. 11/3	LA Clippers	121-98	W 2-0		1-0	23 Stoudamire	13 Sabonis
3. 11/5	Denver	95-83	W 3-0	2-0		22 Smith	8 Schrempf
4. 11/6	LA Lakers	97-82	W 4-0	3-0		19 Pippen	8 Pippen
5. 11/9	@ Utah	87-92	L 4-1		1-1	26 Smith	9 Sabonis
6. 11/12	@ Denver	93-78	W 5-1		2-1	19 Wallace	11 Wallace
7. 11/13	Atlanta	131-95	W 6-1	4-0		20 Stoudamire	10 O'Neal
8. 11/16	@ Miami	101-96	W 7-1		3-1	22 Wallace	13 Pippen
9. 11/17	@ Orlando	81-79	W 8-1		4-1	13 Wallace	11 Wallace
10. 11/19	@ Philadelphia	97-91	W 9-1		5-1	21 Wallace	10 Sabonis
11. 11/20	@ Charlotte	100-96 (ot)	W 10-1		6-1	24 Anthony	8 Sabonis
12. 11/23	@ Cleveland	100-103	L 10-2		6-2	22 Schrempf	11 Pippen
13. 11/24	@ Minnesota	88-81	W 11-2		7-2	18 Stoudamire,Smith10	Pippen,Sabonis
14. 11/26	Houston	91-88 (ot)	W 12-2	5-0		19 Pippen	10 Wallace
15. 11/27	@ LA Clippers	88-71	W 13-2		8-2	24 Stoudamire	12 Wallace
16. 11/29	Indiana	91-93	L 13-3	5-1		20 Pippen,Wallace	11 Wallace
17. 12/1	Charlotte	94-90	W 14-3	6-1		18 Schrempf	9 Wallace,Smith,Schrempf
18. 12/3	@ LA Lakers	80-93	L 14-4		8-3	23 Stoudamire	10 Pippen
19. 12/5	@ Phoenix	92-90	W 15-4		9-3	21 Wallace	10 Sabonis
20. 12/7	Miami	76-86	L 15-5	6-2		19 Anthony	8 Wallace
21. 12/9	Minnesota	90-86	W 16-5	7-2		23 Wallace	10 B.Grant
22. 12/11	@ Sacramento	101-96	W 17-5		10-3	24 Wallace,Pippen	11 Wallace,Sabonis
23. 12/16	@ Seattle	107-81	W 18-5		11-3	20 Stoudamire	9 Wallace,B.Grant
24. 12/17	Phoenix	102-110	L 18-6	7-3		22 Stoudamire	10 Pippen
25. 12/20	@ Denver	88-97	L 18-7		11-4	19 Stoudamire	10 Wallace
26. 12/21	@ Houston	89-79	W 19-7		12-4	22 Smith	8 Pippen,B.Grant
27. 12/23	Golden State	111-91	W 20-7	8-3		20 Wallace	7 Sabonis
28. 12/28	Seattle	94-89	W 21-7	9-3		24 Wallace	8 Sabonis,Wallace
29. 12/30	Philadelphia	108-90	W 22-7	10-3		23 Wallace	11 Wallace
30. 1/3	@ Chicago	88-63	W 23-7		13-4	16 Stoudamire	8 Sabonis
31. 1/4	@ Toronto	114-90	W 24-7		14-4	22 Stoudamire	10 Sabonis
32. 1/6	@ Minnesota	96-98	L 24-8		14-5	24 Wallace	7 B.Grant
33. 1/8	Phoenix	96-91	W 25-8	11-3		23 Wells	11 B.Grant
34. 1/10	Dallas	107-94	W 26-8	12-3		17 Pip.,Stoud.,Schrempf	8 B.Grant,Pippen
35. 1/12	Cleveland	95-75	W 27-8	13-3		25 Wallace	9 Pippen,Wallace
36. 1/14	@ Phoenix	105-83	W 28-8		15-5	23 Sabonis	10 Sabonis
37. 1/15	@ Dallas	105-113	L 28-9		15-6	22 Pippen	9 Sabonis
38. 1/18	@ Houston	89-90	L 28-10		15-7	21 Smith	9 Pippen
39. 1/19	@ San Antonio	105-95	W 29-10		16-7	22 Wallace	7 Pippen,Sabonis
40. 1/22	@ LA Lakers	95-91	W 30-10		17-7	27 Smith	12 Wallace
41. 1/24	New Jersey	101-87	W 31-10	14-3		21 Sabonis	13 Sabonis
42. 1/27	Utah	85-75	W 32-10	15-3		14 O'Neal	12 B.Grant
43. 1/29	San Antonio	81-67	W 33-10	16-3		15 Smith	8 Sabonis
44. 2/1	Chicago	92-81	W 34-10	17-3		19 B.Grant	9 Wallace
45. 2/3	@ New York	88-98	L 34-11		17-8	18 Smith,Wells	9 B.Grant,Pippen
46. 2/4	@ Atlanta	97-90	W 35-11		18-8	21 Smith	12 Sabonis
47. 2/6	@ Boston	100-94	W 36-11		19-8	23 Smith	8 B.Grant,O'Neal
48. 2/7	@ Milwaukee	118-111	W 37-11		20-8	24 Smith	7 B.Grant
49. 2/9	LA Clippers	107-100	W 38-11	18-3		23 Sabonis	13 Wallace
50. 2/15	@ Golden State	92-83	W 39-11		21-8	21 Sabonis	16 Sabonis
51. 2/16	Golden State	99-95	W 40-11	19-3		20 Sabonis	11 Sabonis
52. 2/18	Washington	93-85	W 41-11	20-3		17 Sabonis	11 Wallace,B.Grant
53. 2/20	@ Sacramento	108-103 (ot)	W 42-11		22-8	24 Wallace	14 Sabonis
54. 2/21	Boston	105-92	W 43-11	21-3		19 Sabonis	8 Sabonis
55. 2/24	Orlando	111-92	W 44-11	22-3		30 Stoudamire	8 Sabonis
56. 2/27	Utah	101-92	W 45-11	23-3		17 Sabonis,Wallace	9 Wallace
57. 2/29	LA Lakers	87-90	L 45-12	23-4		19 Pippen	11 Sabonis
58. 3/3	Vancouver	101-91	W 46-12	24-4		19 Smith	9 Wallace
59. 3/6	Toronto	90-109	L 46-13	24-5		27 Wallace	11 Sabonis
60. 3/8	@ New Jersey	103-115	L 46-14		22-9	19 Wallace	9 O'Neal
61. 3/9	@ Indiana	119-127 (ot)	L 46-15		22-10	29 Wells	11 Sabonis,Wallace
62. 3/11	@ Detroit	99-94	W 47-15		23-10	24 Wallace	7 Wallace,Pippen
63. 3/12	@ Washington	102-86	W 48-15		24-10	16 Stoudamire	13 Sabonis
64. 3/14	Sacramento	96-91	W 49-15	25-5		20 Sabonis	16 Sabonis
65. 3/16	Minnesota	92-96	L 49-16	25-6		21 Pippen	9 Sabonis,O'Neal
66. 3/18	@ Seattle	97-96	W 50-16		25-10	24 Wallace	11 Sabonis
67. 3/22	Detroit	95-104	L 50-17	25-7		20 Wallace,Stoudamire	9 Wallace
68. 3/24	@ Golden State	96-83	W 51-17		26-10	26 Stoudamire	10 O'Neal
69. 3/26	New York	89-93	L 51-18	25-8		20 Stoud.,Pip.,Wallace	10 Wallace
70. 3/28	San Antonio	85-89	L 51-19	25-9		25 Pippen	6 Wallace,Pippen
71. 3/30	Dallas	96-85	W 52-19	26-9		34 Wallace	9 Wallace
72. 4/1	Milwaukee	113-79	W 53-19	27-9		31 Stoudamire	8 Schrempf
73. 4/2	Seattle	95-82	W 54-19	28-9		21 Smith	8 Schrempf
74. 4/5	Houston	105-118	L 54-20	28-10		24 Smith	12 B.Grant
75. 4/6	@ Vancouver	87-89	L 54-21		26-11	28 Wallace	9 Pippen
76. 4/8	Vancouver	98-85	W 55-21	29-10		27 Smith	8 Wallace
77. 4/10	@ Utah	90-96	W 56-21		27-11	16 Smith,B.Grant	7 Wallace,B.Grant
78. 4/11	@ Dallas	81-92	L 56-22		27-12	13 Wallace	12 B.Grant
79. 4/13	@ San Antonio	93-77	W 57-22		28-12	27 Wallace	8 Wallace
80. 4/16	Sacramento	102-95	W 58-22	30-10		18 Wallace	9 Wallace
81. 4/18	@ LA Clippers	116-100	W 59-22		29-12	24 Smith	8 Wallace,Sabonis
82. 4/19	Denver	95-96	L 59-23	30-11		18 Wells	11 O'Neal

See Playoff section for 2000 Playoff game-by-game scores

HISTORY

# SCHEDULE & RESULTS

# 2000-01 (50-32)

Date	Opponent	Score	Record	Home	Road	Scoring Leader	Rebounding Leader
1. 10/31	LA Lakers	86-96	L 0-1	0-1		26 Wallace	7 Wallace
2. 11/2	@ Phoenix	82-108	L 0-2		0-1	21 Kemp	9 Wallace
3. 11/4	@ Seattle	97-90	W 1-2		1-1	21 Stoudamire	14 Kemp
4. 11/6	@ Sacramento	75-79	L 1-3		1-2	24 Wallace	11 Davis
5. 11/7	Atlanta	97-88	W 2-3	1-1		22 Smith	10 Davis
6. 11/9	Denver	107-91	W 3-3	2-1		17 Smith,Davis,Wells	10 Wallace
7. 11/11	Houston	111-88	W 4-3	3-1		25 Smith	11 Davis
8. 11/13	@ New Jersey	94-82	W 5-3		2-2	17 Smith	17 Davis
9. 11/14	@ Atlanta	97-99	L 5-4		2-3	25 Wallace	8 Davis
10. 11/16	@ Toronto	86-80	W 6-4		3-3	25 Wallace	14 Davis
11. 11/18	@ Miami	80-86	L 6-5		3-4	20 Wallace	11 Wallace
12. 11/19	@ Orlando	110-102 (ot)	W 7-5		4-4	37 Wallace	9 Wells,Stoudamire
13. 11/21	@ Washington	104-94	W 8-5		5-4	22 Smith	10 Pippen
14. 11/22	@ Milwaukee	93-84	W 9-5		6-4	18 Wallace	8 Davis,Pippen,Wallace
15. 11/25	New Jersey	86-84	W 10-5	4-1		25 Wallace	9 Davis
16. 11/28	Seattle	93-105	L 10-6	4-2		20 Stoudamire	10 Wallace
17. 11/30	Dallas	95-84	W 11-6	5-2		28 Wallace	8 Davis, Augmon
18. 12/2	@ Houston	96-85	W 12-6		7-4	31 Stoudamire	12 Davis
19. 12/3	@ Phoenix	79-84	L 12-7		7-5	16 Wallace	13 Davis
20. 12/6	Toronto	95-88	W 13-7	6-2		21 Stoudamire	13 Wallace
21. 12/8	Philadelphia	94-107	L 13-8	6-3		17 Smith	11 Sabonis
22. 12/9	Detroit	114-83	W 14-8	7-3		21 Stoudamire	9 Sabonis
23. 12/12	@ Golden State	101-93	W 15-8		8-5	29 Wallace	11 Wallace
24. 12/13	LA Lakers	96-86	W 16-8	8-3		25 Wallace	13 Wallace
25. 12/15	Orlando	106-96	W 17-8	9-3		22 Wallace	10 Wallace
26. 12/20	@ Dallas	101-106	L 17-9		8-6	22 Stoudamire	7 Wallace,Sabonis
27. 12/22	@ Denver	96-116	L 17-10		8-7	27 Wallace	10 Davis
28. 12/23	Washington	87-70	W 18-10	10-3		25 Wallace	13 Wallace
29. 12/25	@ LA Lakers	109-104	W 19-10		9-7	33 Wallace	10 Wells
30. 12/28	@ Utah	103-102 (ot)	W 20-10		10-7	32 Stoudamire	7 Pippen,Sabonis
31. 12/29	Vancouver	104-81	W 21-10	11-3		20 Sabonis	9 Kemp
32. 1/1	Charlotte	89-67	W 22-10	12-3		16 Wells	18 Wallace
33. 1/3	Indiana	102-86	W 23-10	13-3		27 Wells	9 Wallace
34. 1/5	Milwaukee	119-115	W 24-10	14-3		26 Smith	7 Wallace
35. 1/8	@ Boston	98-90	W 25-10		11-7	22 Pippen	12 Wallace,Kemp
36. 1/10	@ Philadelphia	93-75	W 26-10		12-7	18 Wallace	10 Wallace
37. 1/11	@ Charlotte	83-70	W 27-10		13-7	16 Stoudamire,Smith	15 Davis
38. 1/13	@ New York	78-91	L 27-11		13-8	15 Smith	13 Wallace
39. 1/14	@ Detroit	103-96	W 28-11		14-8	28 Wells	14 Wells
40. 1/16	Cleveland	103-83	W 29-11	15-3		22 Wells	8 Kemp,Smith
41. 1/18	Miami	85-74	W 30-11	16-3		22 Wells	10 Wells
42. 1/20	Sacramento	101-111	L 30-12	16-4		25 Wallace	8 Sabonis
43. 1/22	@ Cleveland	58-84	L 30-13		14-9	12 Wallace,Augmon,Wells	7 Wallace,Augmon
44. 1/23	@ Chicago	104-100	W 31-13		15-9	20 Anthony	12 Davis
45. 1/25	@ Indiana	92-82	W 32-13		16-9	22 Wallace,Smith	10 Davis
46. 1/27	@ Minnesota	80-93	L 32-14		16-10	21 Wells	11 Wells
47. 1/30	Chicago	92-81	W 33-14	17-4		23 Sabonis	8 Davis
48. 2/1	Phoenix	100-92	W 34-14	18-4		20 Smith	12 Davis
49. 2/3	@ LA Clippers	89-90	L 34-15		16-11	22 Wells	13 Davis
50. 2/7	Seattle	97-80	W 35-15	19-4		21 Stoudamire	13 Davis
51. 2/13	Minnesota	109-98	W 36-15	20-4		18 Wells,Wallace	10 Smith
52. 2/15	Sacramento	105-81	W 37-15	21-4		20 Stoudamire	9 Davis
53. 2/17	Boston	81-85	L 37-16	21-5		23 Wallace	10 Sabonis
54. 2/20	Denver	104-94	W 38-16	22-5		42 Wallace	7 Wallace,Schrenpf
55. 2/22	Utah	84-90	L 38-17	22-6		32 Wallace	11 Wallace
56. 2/24	@ LA Clippers	120-123 (ot)	L 38-18		16-12	35 Wallace	9 Wallace,Davis
57. 2/26	@ Houston	95-89	W 39-18		17-12	27 Wallace	9 Davis,Stoudamire
58. 2/27	@ San Antonio	95-87	W 40-18		18-12	22 Wallace	9 Wallace,Pippen
59. 3/1	LA Clippers	94-81	W 41-18	23-6		23 Sabonis	8 Davis
60. 3/3	Golden State	122-91	W 42-18	24-6		18 Smith,Wells	11 Schrenpf
61. 3/6	Vancouver	97-105	L 42-19	24-7		15 Stoud.,Pippen,Wells	8 Davis
62. 3/8	San Antonio	79-93	L 42-20	24-8		16 Wells	9 Wells
63. 3/9	@ Vancouver	85-95	L 42-21		18-13	24 Wells	11 Pippen
64. 3/13	@ Seattle	90-99	L 42-22		18-14	19 Wallace	8 Pippen,Wallace
65. 3/14	Phoenix	79-84	L 42-23	24-9		29 Wallace	11 Wallace
66. 3/16	Utah	90-87	W 43-23	25-9		20 Pippen	6 Smith
67. 3/19	@ San Antonio	85-98	L 43-24		18-15	23 Smith	9 Davis
68. 3/20	@ Dallas	96-88	W 44-24		19-15	18 Wallace	11 Davis
69. 3/22	@ Utah	101-99	W 45-24		20-15	25 Pippen	7 Wallace,Pippen
70. 3/26	LA Clippers	104-96	W 46-24	26-9		19 Wallace,Smith	11 Sabonis
71. 3/28	Dallas	84-94	L 46-25	26-10		19 Sabonis	7 Wallace,Pippen,Sabonis
72.3/30	New York	96-79	W 47-25	27-10		30 Wallace	9 Davis
73. 4/1	Minnesota	95-99	L 47-26	27-11		25 Smith	11 Wells
74. 4/3	@ Denver	92-94	L 47-27		20-16	17 Smith,Stoudamire	13 Davis
75. 4/4	@ Minnesota	79-83	L 47-28		20-17	13 Smith,Wallace	10 Pippen
76. 4/6	@ Golden State	122-91	W 48-28		21-17	32 Sabonis	10 Sabonis,Stoudamire
77. 4/8	@ Sacramento	89-98	L 48-29		21-18	21 Pippen	11 Wallace
78. 4/10	Golden State	116-88	W 49-29	28-11		23 Stoudamire	6 Wallace
79. 4/12	@ Vancouver	100-87	W 50-29		22-18	27 Wallace	15 Davis
80. 4/13	Houston	103-109	L 50-30	28-12		28 Pippen	8 Sabonis
81. 4/15	@ LA Lakers	100-105	L 50-31		22-19	28 Wallace	8 Sabonis
82. 4/17	San Antonio	93-99	L 50-32	28-13		28 Stoudamire	16 Davis

See Playoff section for 2001 Playoff game-by-game scores



Date	Opponent	Score	Record	Home	Road	Scoring Leader	Rebounding Leader
1. 10/30	@ LA Lakers	87-98	L 0-1		0-1	22 Wallace	12 Wallace
2. 10/31	Golden State	92-87	W 1-1	1-0		33 Wells	9 Wallace, Pippen
3. 11/3	San Antonio	90-106	L 1-2	1-1		30 Wells	9 Wallace
4. 11/4	@ Golden State	86-96	L 1-3		0-2	26 Wells	11 Davis
5. 11/6	Utah	101-83	W 2-3	2-1		26 Wallace	6 Wallace,Wells,Pippen
6. 11/8	LA Clippers	119-101	W 3-3	3-1		26 Anderson	8 Wallace
7. 11/10	@ Indiana	96-105	L 3-4		0-3	18 Anderson	13 Davis
8. 11/11	@ Detroit	100-98	W 4-4		1-3	30 Wells	15 Davis
9. 11/13	@ New York	82-89	L 4-5		1-4	17 Anderson, Davis	13 Davis
10. 11/15	@ Memphis	101-85	W 5-5		2-4	27 Wallace	11 Davis
11. 11/17	@ Charlotte	97-87	W 6-5		3-4	23 Wallace	8 Davis
12. 11/20	Houston	87-94	L 6-6	3-2		28 Wells	10 Wallace
13. 11/21	@ Sacramento	83-95	L 6-7		3-5	13 Wells	12 Wallace
14. 11/23	Denver	97-90	W 7-7	4-2		30 Wallace	10 Wallace
15. 11/27	Indiana	96-90	W 8-7	5-2		26 Wallace	9 Patterson
16. 11/30	Milwaukee	101-95	W 9-7	6-2		25 Davis	16 Davis
17. 12/1	Phoenix	83-97	L 9-8	6-3		16 Kerr	11 Davis, Wallace
18. 12/6	Charlotte	89-95	L 9-9	6-4		18 Wallace	9 Wallace
19. 12/8	Seattle	113-92	W 10-9	7-4		28 Wallace	9 Wells, Pippen
20. 12/11	@ Dallas	103-105	L 10-10		3-6	21 Wells	13 Wells
21. 12/14	@ Utah	85-93	L 10-11		3-7	18 Wallace	6 Wallace, Davis
22. 12/15	Orlando	117-106	W 11-11	8-4		37 Wallace	13 Wallace
23. 12/18	@ Houston	101-92	W 12-11		4-7	23 Wallace,Patterson	11 Patterson
24. 12/19	@ San Antonio	79-97	L 12-12		4-8	18 Wallace	12 Wallace
25. 12/21	Detroit	83-81	W 13-12	9-4		22 Wallace	14 Davis
26. 12/22	@ Phoenix	90-102	L 13-13		4-9	27 Stoudamire	13 Wallace
27. 12/26	@ Sacramento	74-89	L 13-14		4-10	25 Wallace	13 Wallace
28. 12/27	Utah	87-99	L 13-15	9-5		22 Stoudamire	7 Wallace, Stoudamire
29. 12/30	Minnesota	93-95	L 13-16	9-6		26 Wallace	6 Wallace
30. 1/1	@ LA Clippers	87-112	L 13-17		4-11	25 Stoudamire	8 Davis
31. 1/2	Toronto	84-95	L 13-18	9-7		22 Wallace	13 Wallace
32. 1/5	Philadelphia	96-88	W 14-18	10-7		30 Wallace	8 Wallace
33. 1/7	@ Cleveland	96-64	W 15-18		5-11	20 Davis	15 Davis
34. 1/8	@ Atlanta	92-101	L 15-19		5-12	26 Wells	14 Wells
35. 1/10	@ Miami	92-85	W 16-19		6-12	23 Wells, Wallace	9 Wells
36. 1/11	@ Orlando	92-84	W 17-19		7-12	25 Stoudamire	10 Pippen
37. 1/13	Cleveland	96-64	W 18-19	11-7		18 Wells	11 Wallace
38. 1/16	@ Phoenix	108-99	W 19-19		8-12	19 Stoud., Wallace	16 Davis
39. 1/17	Miami	90-92	L 19-20	11-8		19 Anderson	12 Wallace
40. 1/19	LA Clippers	113-93	W 20-20	12-8		29 Stoudamire	8 Davis, Stoudamire
41. 1/22	Sacramento	116-100	W 21-20	13-8		34 Wells	15 Wallace
42. 1/24	Memphis	120-82	W 22-20	14-8		20 Wallace	9 Davis
43. 1/29	@ Seattle	92-86	W 23-20		9-12	20 Davis	14 Davis
44. 1/31	Phoenix	105-97	W 24-20	15-8		20 Wallace, Wells	14 Davis
45. 2/2	@ Utah	96-97	L 24-21		9-13	24 Wells	8 Wells
46. 2/3	Chicago	101-96	W 25-21	16-8		19 Wells	11 Davis
47. 2/5	@ Denver	96-97	L 25-22		9-14	31 Patterson	13 Davis
48. 2/6	@ Minnesota	103-113	L 25-23		9-15	35 Wells	15 Davis
49. 2/13	Dallas	114-103	W 26-23	17-8	9-15	24 Wallace	13 Davis
50. 2/15	Boston	104-107	L 26-24	17-9		20 Stoudamire	11 Wells
51. 2/17	LA Lakers	111-105	W 27-24	18-9		27 Wells	10 Wells, Davis
52. 2/18	@ LA Clippers	80-79	W 28-24		10-15	15 Stoudamire	15 Davis
53. 2/20	@ Seattle	90-84	W 29-24		11-15	18 Wallace	13 Davis
54. 2/21	Atlanta	94-79	W 30-24	19-9		20 Wallace	14 Davis
55. 2/23	Denver	101-90	W 31-24	20-9		24 Stoudamire	8 Anderson
56. 2/25	@ Philadelphia	88-83	W 32-24		12-15	29 Wallace	10 Wallace
57. 2/27	@ Washington	105-102	W 33-24		13-15	22 Wallace	14 Wallace
58. 3/1	@ Toronto	91-81	W 34-24		14-15	20 Wallace	16 Davis
59. 3/2	@ Milwaukee	104-103	W 35-24		15-15	24 Wallace	11 Pippen
60. 3/4	Sacramento	107-95	W 36-24	21-9		20 Wells	14 Davis
61. 3/6	Minnesota	85-78	W 37-24	22-9		28 Wallace	15 Wallace
62. 3/8	New Jersey	82-73	W 38-24	23-9		21 Wells	9 Pippen
63. 3/9	@ Denver	106-109	L 38-25		15-16	28 Pippen	10 Davis, Wells
64. 3/15	Dallas	132-106	W 39-25	24-9		37 Wallace	8 Wallace
65. 3/16	Washington	95-80	W 40-25	25-9		25 Wallace	4 Kemp
66. 3/18	@ Boston	100-91	W 41-25		16-16	20 Wells	11 Kemp
67. 3/20	@ New Jersey	82-97	L 41-26		16-17	17 Wallace	9 Pippen
68. 3/22	@ Chicago	109-83	W 42-26		17-17	19 Wallace	7 Kemp
69. 3/23	@ Minnesota	108-99	W 43-26		18-17	21 Stoudamire	11 Pippen
70. 3/25	Memphis	100-103	L 43-27	25-10		34 Wells	8 Kemp
71. 3/27	San Antonio	98-93	W 44-27	26-10		24 Wells	8 Davis
72. 3/29	@ LA Lakers	79-91	L 44-28		18-18	17 Stoudamire	16 Kemp
73. 3/30	Seattle	87-92	L 44-29	26-11		24 Anderson	15 Kemp
74. 4/2	@ Golden State	91-107	L 44-30		18-19	20 Wallace	10 Davis
75. 4/4	New York	88-80	W 45-30	27-11		25 Wallace	18 Davis
76. 4/6	Golden State	113-86	W 46-30	28-11		19 Anderson	13 Wallace
77. 4/8	@ San Antonio	87-99	L 46-31		18-20	23 Stoudamire	8 Wallace
78. 4/9	@ Dallas	88-103	L 46-32		18-21	22 Wells	9 Wells
79. 4/11	@ Memphis	99-102	L 46-33		18-22	22 Wallace	10 Davis
80. 4/12	@ Houston	80-79	W 47-33		19-22	29 Wells	12 Wallace
81. 4/14	LA Lakers	128-120	W 48-33	29-11		33 Wells	13 Wallace
82. 4/17	Houston	92-79	W 49-33	30-11		16 Kerr	10 Kemp

See Playoff Section for 2002 Playoff game-by-game scores

HISTORY

# SCHEDULE & RESULTS

# 2002-03 (50-32)

	Date	Opponent	Score	Record	Home	Road	Scoring Leader	Rebounding Leader
1.	10/30	LA Lakers	102-90	W 1-0	1-0		28 Wallace	7 Wells, Sabonis
2.	10/31	@ Sacramento	72-100	L 1-1		0-1	24 Wallace	11 Davis
3.	11/2	Denver	79-96	L 1-2	1-1		21 Wallace	8 Wallace
4.	11/3	@ LA Lakers	95-98 (ot)	L 1-3		0-2	24 Anderson	10 Davis
5.	11/6	Memphis	94-88	W 2-3	2-1		18 Wallace	13 Davis
6.	11/8	@ Phoenix	75-86	L 2-4		0-3	20 Wells	7 Wells
7.	11/9	@ San Antonio	95-76	W 3-4		1-3	19 Wells	12 Patterson
8.	11/11	@ Dallas	73-82	L 3-5		1-4	14 Wallace	10 Sabonis
9.	11/12	@ Houston	83-86	L 3-6		1-5	12 Wells, Pip., Dav. Sab.	9 Wallace
10.	11/15	LA Clippers	112-88	W 4-6	3-1		28 Anderson	9 Anderson
11.	11/20	Orlando	98-84	W 5-6	4-1		26 Anderson, Wallace	14 Wallace
12.	11/21	@ Seattle	89-85	W 6-6		2-5	16 Wells	9 Wells
13.	11/23	Sacramento	94-95	L 6-7	4-2		30 Wallace	9 Wallace
14.	11/26	Houston	77-71	W 7-7	5-2		16 Wallace	9 Sabonis
15.	11/30	New Jersey	86-93	L 7-8	5-3		20 Wells	9 Sabonis
16.	12/4	Dallas	88-103	L 7-9	5-4		34 Wallace	12 Wallace, Davis
17.	12/6	Miami	88-69	W 8-9	6-4		17 Wells	7 Wallace, Wells, Randolph
18.	12/8	@ Toronto	104-91	W 9-9		3-5	29 Wells	9 Wallace
19.	12/10	@ Washington	98-79	W 10-9		4-5	14 Anderson, Pippen	11 Davis
20.	12/11	@ New Jersey	104-105	L 10-10		4-6	26 Patterson	7 Wells, Randolph
21.	12/13	@ Milwaukee	79-101	L 10-11		4-7	17 Randolph	9 Wallace
22.	12/14	@ Minnesota	98-92 (ot)	W 11-11		5-7	24 Anderson	14 Davis
23.	12/17	New Orleans	102-93	W 12-11	7-4		30 Wells	13 Wallace
24.	12/18	@ LA Clippers	97-93	W 13-11		6-7	30 Wells	9 Wells
25.	12/20	@ Golden State	113-111	W 14-11		7-7	28 Wells	7 Sabonis
26.	12/21	Seattle	81-80	W 15-11	8-4		27 Anderson	9 Wallace
27.	12/27	Utah	103-98	W 16-11	9-4		23 Pippen	9 Wallace
28.	12/28	@ Sacramento	119-113 (ot)	W 17-11		8-7	32 Wells	14 Davis
29.	12/30	@ Detroit	85-74	W 18-11		9-7	19 Wallace	10 Davis
30.	12/31	@ Chicago	87-102	L 18-12		9-8	15 Pippen	7 Patterson
31.	1/3	@ Boston	108-103	W 19-12		10-8	19 Wells	9 Randolph
32.	1/5	@ New York	92-89	W 20-12		11-8	22 Wells	12 Wallace
33.	1/7	Phoenix	81-88	L 20-13	9-5		18 Wells	12 Wallace
34.	1/9	San Antonio	90-87	W 21-13	10-5		19 Pippen, Anderson	7 Wallace, Davis
35.	1/10	@ Denver	81-82	L 21-14		11-9	17 Anderson	14 Davis
36.	1/13	Cleveland	118-94	W 22-14	11-5		20 Patterson	9 Randolph
37.	1/15	Memphis	100-92	W 23-14	12-5		38 Wallace	10 Wallace, Davis
38.	1/18	Minnesota	98-104	L 23-15	12-6		32 Wells	13 Wells
39.	1/20	@ Memphis	99-87	W 24-15		12-9	15 McInnis	9 Wells
40.	1/22	@ Atlanta	112-110 (2ot)	W 25-15		13-9	21 Anderson	17 Davis
41.	1/24	@ New Orleans	97-96	W 26-15	14-9		27 Anderson	13 Davis
42.	1/26	@ Dallas	100-93	W 27-15		15-9	19 Pippen	14 Wells
43.	1/28	Denver	98-92	W 28-15	13-6		24 Anderson	9 Davis, Sabonis
44.	1/29	@ Utah	71-95	L 28-16		15-10	15 Randolph	14 Davis
45.	1/31	Chicago	107-94	W 29-16	14-6		28 Wallace	13 Davis
46.	2/2	@ Cleveland	114-95	W 30-16		16-10	29 Wallace	7 Wells, Wallace
47.	2/4	@ Orlando	96-89	W 31-16		17-10	25 Pippen	17 Pippen
48.	2/5	@ Miami	101-87	W 32-16		18-10	26 Pippen	8 Wells, Davis
49.	2/11	San Antonio	111-116 (ot)	L 32-17	14-7		25 Wallace	8 Davis, Patterson
50.	2/13	Boston	92-100	L 32-18	14-8		30 Wallace	10 Pippen
51.	2/15	Seattle	101-96	W 33-18	15-8		27 Wallace	14 Davis
52.	2/17	New York	99-91	W 34-18	16-8		23 Wallace	8 Davis, Wallace
53.	2/19	Golden State	125-98	W 35-18	17-8		29 Wells	7 Sabonis
54.	2/21	@ LA Lakers	84-92	L 35-19		18-11	25 Wells	9 Davis
55.	2/22	Milwaukee	90-93	L 35-20	17-9		26 Wells	11 Davis
56.	2/25	Atlanta	89-86	W 36-20	18-9		24 Wallace	9 Wallace, Daniels
57.	2/26	@ Denver	94-84	W 37-20		19-11	15 Patterson, Sabonis	10 Randolph
58.	2/28	LA Clippers	109-103	W 38-20	19-9		24 Pippen	12 Randolph
59.	3/2	Detroit	103-86	W 39-20	20-9		37 Wells	8 Davis
60.	3/5	@ Phoenix	92-98	L 39-21		19-12	22 Wallace	10 Randolph
61.	3/6	Philadelphia	60-88	L 39-22	20-10		17 Wallace	9 Wallace
62.	3/8	Indiana	94-80	W 40-22	21-10		23 Wallace	14 Wallace
63.	3/11	@ Seattle	92-77	W 41-22		20-12	23 Wallace	13 Pippen
64.	3/12	Toronto	125-103	W 42-22	22-10		20 Stoudamire	9 Davis
65.	3/14	@ Philadelphia	79-90	L 42-23		20-13	16 Stoudamire	12 Davis
66.	3/16	@ Minnesota	95-111	L 42-24		20-14	18 Wallace	6 Davis, Wallace
67.	3/17	@ Indiana	95-88	W 43-24		21-14	16 Sabonis	10 Davis
68.	3/19	Houston	94-83	W 44-24	23-10		21 Anderson	8 Sabonis
69.	3/22	Sacramento	104-113	L 44-25	23-11		31 Wallace	6 Davis, Wallace
70.	3/25	Washington	91-95	L 44-26	23-12		20 Wells	10 Wells
71.	3/26	@ Utah	85-94	L 44-27		21-15	21 Wallace	7 Randolph
72.	3/28	Dallas	112-95	W 45-27	24-12		20 Wallace	9 Randolph, Wallace
73.	4/1	Golden State	100-86	W 46-27	25-12		21 Anderson	8 Randolph, Wallace
74.	4/3	Utah	88-93	L 46-28	25-13		23 Wallace	11 Davis
75.	4/4	@ Golden State	122-100	W 47-28		22-15	31 Anderson	15 Davis
76.	4/6	Minnesota	78-97	L 47-29	25-14		23 Wallace	9 Wallace
77.	4/8	@ Houston	81-66	W 48-29		23-15	21 Stoudamire	11 Wells
78.	4/9	@ San Antonio	79-84	L 48-30		23-16	20 Anderson	8 Wallace, Anderson
79.	4/11	@ Memphis	93-96	L 48-31		23-17	31 Randolph	20 Randolph
80.	4/13	LA Lakers	101-99	W 49-31	26-14		29 Wells	11 Davis
81.	4/15	Phoenix	120-102	W 50-31	27-14		27 Randolph	7 Anderson, Wells
82.	4/16	@ LA Clippers	93-107	L 50-32		23-18	19 Wells	9 Wells, Wallace

See Playoff Section for 2003 Playoff game-by-game scores





# SCHEDULE & RESULTS

# 2003-04 (41-41)

	Date	Opponent	Score	Record	Home	Road	Scoring Leader	Rebounding Leader
1.	10/29	@ Utah	92-99	L 0-1		0-1	22 Randolph	9 Randolph
2.	11/1	Cleveland	104-85	W 1-1	1-0		21 Randolph	13 Randolph
3.	11/3	Philadelphia	83-94	L 1-2	1-1		22 Wallace	11 Randolph, Davis
4.	11/5	Memphis	93-87	W 2-2	2-1		20 Randolph	16 Randolph
5.	11/7	@ Seattle	82-100	L 2-3		0-2	25 Wallace	11 Wallace
6.	11/8	Atlanta	90-83	W 3-3	3-1		29 Randolph	9 Randolph
7.	11/11	Toronto	83-80	W 4-3	4-1		18 Randolph	11 Randolph
8.	11/13	Sacramento	112-110 (ot)	W 5-3	5-1		28 Randolph	14 Randolph
9.	11/15	@ New Orleans	79-101	L 5-4		0-3	19 Wallace, Wells	9 Wells
10.	11/17	@ Dallas	98-105	L 5-5		0-4	31 Wallace	19 Randolph
11.	11/19	Miami	94-93	W 6-5	6-1		21 Wallace	11 Wallace
12.	11/21	Houston	85-78	W 7-5	7-1		23 Stoudamire	8 Rand., Woods, Patterson
13.	11/23	@ Golden State	72-78	L 7-6		0-5	17 Randolph	8 Randolph, Wallace
14.	11/25	Washington	80-81	L 7-7	7-2		24 Randolph	15 Randolph
15.	11/28	New Jersey	97-93	W 8-7	8-2		28 Stoudamire	10 Wallace, Davis
16.	12/3	Indiana	97-95 (ot)	W 9-7	9-2		34 Randolph	9 Randolph
17.	12/5	New York	88-81	W 10-7	10-2		22 Randolph	9 Randolph
18.	12/7	@ Memphis	79-93	L 10-8		0-6	29 Randolph	13 Randolph
19.	12/9	@ Houston	91-93	L 10-9		0-7	31 Randolph	11 Randolph
20.	12/10	@ San Antonio	77-102	L 10-10		0-8	23 Wallace	13 Davis
21.	12/13	LA Lakers	112-108	W 11-10	11-2		28 Wallace	14 Davis
22.	12/16	Milwaukee	99-106	L 11-11	11-3		30 Randolph	18 Randolph
23.	12/18	Phoenix	101-94	W 12-11	12-3		29 Randolph	20 Randolph
24.	12/20	San Antonio	91-101	L 12-12	12-4		29 Randolph	7 Randolph
25.	12/21	@ Sacramento	96-117	L 12-13		0-9	27 Wallace	13 Randolph
26.	12/23	Dallas	97-88	W 13-13	13-4		27 Randolph	9 Randolph
27.	12/26	Minnesota	101-92	W 14-13	14-4		21 McInnis	12 Randolph
28.	12/28	@ Cleveland	74-86	L 14-14		0-10	20 Randolph	9 Randolph, Wallace
29.	12/29	@ New Jersey	91-87	W 15-14		1-10	16 Wallace	13 Randolph
30.	12/31	@ Detroit	71-78	L 15-15		1-11	17 Wallace	14 Randolph
31.	1/2	Denver	96-106	L 15-16	14-5		30 Wallace	14 Randolph
32.	1/5	@ Seattle	108-119 (ot)	L 15-17		1-12	28 Randolph	12 Randolph
33.	1/8	@ Minnesota	75-96	L 15-18		1-13	19 Randolph	8 Woods
34.	1/9	@ Chicago	87-78	W 16-18		2-13	19 Anderson	12 Stepania
35.	1/11	@ Toronto	72-83	L 16-19		2-14	20 McInnis	13 Davis
36.	1/13	@ LA Clippers	96-103 (ot)	L 16-20		2-15	24 Stoudamire	14 Davis
37.	1/15	Phoenix	96-105	L 16-21	14-6		21 Randolph, Patterson	12 Randolph
38.	1/17	Dallas	104-108	L 16-22	14-7		24 Wallace, Patterson	10 Randolph, Patterson
39.	1/18	@ Phoenix	92-96	L 16-23		2-16	25 Randolph	11 Randolph
40.	1/20	@ Sacramento	109-104 (ot)	W 17-23		3-16	29 Anderson	15 Wallace
41.	1/24	Golden State	87-105	L 17-24	14-8		23 Randolph	9 Wallace
42.	1/26	@ Washington	94-83	W 18-24		4-16	18 Stoudamire	9 Randolph
43.	1/28	@ Memphis	88-76	W 19-24		5-16	21 Randolph	10 Wallace
44.	1/29	@ Atlanta	93-85	W 20-24		6-16	22 Randolph	12 Randolph
45.	1/31	Chicago	102-95 (ot)	W 21-24	15-8		29 Wallace	9 Randolph
46.	2/2	@ Denver	97-116	L 21-25		6-17	28 Randolph	11 Randolph
47.	2/4	@ Phoenix	101-97	W 22-25		7-17	19 Randolph	10 Randolph
48.	2/6	@ Utah	87-73	W 23-25		8-17	19 Randolph	14 Randolph
49.	2/8	Seattle	95-85	W 24-25	16-8		25 Randolph	16 Randolph
50.	2/10	Utah	81-86	L 24-26	16-9		21 Anderson	8 Randolph
51.	2/12	Denver	98-107	L 24-27	16-10		20 Abdur-Rahim	12 Abdur-Rahim
52.	2/17	@ LA Lakers	86-89	L 24-28		8-18	17 Patterson	6 Stoudamire
53.	2/18	LA Clippers	101-86	W 25-28	17-10		27 Anderson	10 Randolph
54.	2/20	@ Golden State	94-93	W 26-28		9-18	19 Randolph	11 Ratliff
55.	2/21	Boston	105-84	W 27-28	18-10		27 Randolph	15 Randolph
56.	2/23	@ Miami	89-81	W 28-28		10-18	22 Randolph	12 Randolph
57.	2/24	@ Orlando	94-91 (ot)	W 29-28		11-18	24 Randolph	12 Randolph
58.	2/27	@ Houston	85-89	L 29-29		11-19	22 Anderson	17 Randolph
59.	2/28	@ Dallas	91-111	L 29-30		11-20	18 Randolph	11 Randolph
60.	*3/3	Memphis	86-97	L 29-31	18-11		19 Patterson	11 Ratliff
61.	3/4	Detroit	68-83	L 29-32	18-12		11 Randolph	6 Rand., Ratliff, Davis
62.	3/6	Utah	91-70	W 30-32	19-12		23 Randolph	6 Randolph
63.	3/7	@ LA Clippers	71-91	L 30-33		11-21	24 Miles	13 Miles
64.	3/10	Minnesota	92-79	W 31-33	20-12		28 Stoudamire	11 Randolph
65.	3/12	Sacramento	83-81	W 32-33	21-12		20 Stoudamire	14 Randolph
66.	3/14	@ Minnesota	92-83	W 33-33		12-21	21 Anderson	11 Randolph
67.	3/16	@ Milwaukee	100-99	W 34-33		13-21	20 Anderson, Miles	11 Randolph
68.	3/17	@ Indiana	71-80	L 34-34		13-22	16 Randolph	6 Rand., Abdur-Rahim
69.	3/20	Orlando	92-73	W 35-34	22-12		24 Anderson	9 Randolph
70.	3/22	Houston	85-93 (ot)	L 35-35	22-13		20 Randolph	11 Randolph
71.	3/24	LA Clippers	91-85	W 36-35	23-13		32 Stoudamire	12 Ratliff
72.	3/27	Seattle	115-108 (ot)	W 37-35	24-13		25 Randolph	9 Ratliff, Randolph
73.	3/29	@ New York	91-92	L 37-36		13-23	20 Stoudamire	7 Randolph
74.	3/31	@ Boston	105-98	W 38-36		14-23	31 Miles	11 Randolph
75.	4/1	@ Philadelphia	88-82	W 39-36		15-23	18 Miles, Randolph	10 Miles
76.	4/3	New Orleans	81-94	L 39-37	24-14		17 Randolph	8 Rand., Ratliff, Anderson
77.	4/6	@ LA Lakers	91-80	W 40-37		16-23	24 Stoudamire	9 Randolph, Anderson
78.	4/7	Golden State	87-81	W 41-37	25-14		21 Miles	13 Ratliff
79.	4/9	@ San Antonio	74-84	L 41-38		16-24	21 Randolph	8 Randolph
80.	4/10	@ Denver	100-110 (ot)	L 41-39		16-25	23 Randolph, Miles	11 Randolph, Ratliff
81.	4/12	San Antonio	66-78	L 41-40	25-15		13 Randolph	9 Randolph
82.	4/14	LA Lakers	104-105 (2ot)	L 41-41	25-16		21 Randolph	18 Randolph

\* March 3 game vs. Memphis postponed from originally scheduled date because of severe weather in Portland

HISTORY



# SCHEDULE & RESULTS

# 2004-05 (27-55)

	Date	Opponent	Score	Record	Home	Road	Scoring Leader	Rebounding Leader
1.	11/3	@ Golden State	78-75	W 1-0		1-0	20 Van Exel	10 Randolph
2.	11/5	LA Clippers	94-81	W 2-0	1-0		22 Abdur-Rahim	14 Randolph
3.	11/7	@ Toronto	97-101	L 2-1		1-1	33 Randolph	15 Randolph
4.	11/9	@ New Jersey	60-64	L 2-2		1-2	16 Randolph	9 Randolph
5.	11/10	@ Boston	88-90	L 2-3		1-3	22 Randolph	9 Abdur-Rahim
6.	11/13	Toronto	105-102	W 3-3	2-0		27 Randolph	16 Randolph
7.	11/17	Memphis	82-101	L 3-4	2-1		16 Randolph	7 Randolph,Przybilla
8.	11/19	Milwaukee	110-98	W 4-4	3-1		33 Stoudamire	18 Randolph
9.	11/21	Houston	93-97	L 4-5	3-2		28 Randolph	14 Randolph
10.	11/23	@ Miami	99-87	W 5-5		2-3	24 Randolph	8 Abdur-Rahim
11.	11/24	@ Orlando	89-83	W 6-5		3-3	27 Randolph	14 Abdur-Rahim
12.	11/26	@ Dallas	83-92	L 6-6		3-4	23 Anderson	9 Randolph
13.	11/28	New Jersey	83-71	W 7-6	4-2		23 Randolph	15 Randolph
14.	11/30	Seattle	100-94	W 8-6	5-2		25 Abdur-Rahim	6 Miles
15.	12/4	@ Seattle	89-99	L 8-7		3-5	16 Randolph	12 Randolph
16.	12/5	Phoenix	99-121	L 8-8	5-3		24 Randolph	11 Randolph,Abdur-Rahim
17.	12/9	Boston	89-87	W 9-8	6-3		22 Randolph	17 Randolph
18.	12/10	@ Utah	87-92 (ot)	L 9-9		3-6	23 Randolph	9 Ratliff
19.	12/12	Utah	98-88	W 10-9	7-3		23 Randolph	9 Przybilla
20.	12/14	@ Minnesota	89-100	L 10-10		3-7	17 Miles	14 Randolph
21.	12/15	@ Cleveland	88-112	L 10-11		3-8	21 Miles	7 Randolph,Przybilla
22.	12/17	@ Atlanta	100-84	W 11-11		4-8	23 Randolph	10 Randolph
23.	12/18	@ Detroit	75-74	W 12-11		5-8	14 VanExel,Stoudamire	10 Randolph
24.	12/20	@ Chicago	87-92	L 12-12		5-9	26 Randolph	13 Miles
25.	12/22	@ Milwaukee	104-95	W 13-12		6-9	26 Van Exel	11 Randolph
26.	12/27	Philadelphia	104-111	L 13-13	7-4		28 Miles	12 Ratliff
27.	12/30	San Antonio	80-114	L 13-14	7-5		17 Miles	10 Abdur-Rahim
28.	1/1	Golden State	97-88	W 14-14	8-5		26 Abdur-Rahim	9 Abdur-Rahim
29.	1/2	@ Phoenix	98-117	L 14-15		6-10	25 Miles	14 Randolph
30.	1/5	@ LA Clippers	98-102	L 14-16		6-11	15 Anderson	9 Randolph
31.	1/7	Miami	92-103	L 14-17	8-6		27 Patterson	6
Randolph,Ratliff,Przybilla								
32.	1/9	@ New York	105-113	L 14-18		6-12	27 Randolph	10 Randolph
33.	1/10	@ Philadelphia	109-100	W 15-18		7-12	28 Van Exel	8 Randolph,Przybilla
34.	1/12	@ Washington	100-104	L 15-19		7-13	23 Stoudamire	10 Przybilla
35.	1/14	@ New Orleans	106-112	L 15-20		7-14	54 Stoudamire	9 Przybilla
36.	1/15	@ Minnesota	84-92	L 15-21		7-15	25 Patterson	7 Patterson
37.	1/18	@ Sacramento	107-113 (ot)	L 15-22		7-16	30 Van Exel	22 Przybilla
38.	1/19	Cleveland	101-107	L 15-23	8-7		28 Van Exel	15 Thomas
39.	1/22	Minnesota	83-92	L 15-24	8-8		23 Stoudamire	11 Przybilla
40.	1/24	San Antonio	107-99	W 16-24	9-8		23 Stoudamire	16 Przybilla
41.	1/26	Dallas	88-95	L 16-25	9-9		22 Stoudamire	10 Przybilla
42.	1/28	LA Clippers	90-86	W 17-25	10-9		22 Stoudamire	14 Przybilla
43.	2/1	@ LA Lakers	79-92	L 17-26		7-17	25 Stoudamire	11 Przybilla
44.	2/2	Denver	97-94	W 18-26	11-9		26 Van Exel	14 Przybilla
45.	2/4	Charlotte	101-89	W 19-26	12-9		23 Stoudamire,Telfair	12 Randolph
46.	2/5	Sacramento	114-108	W 20-26	13-9		30 Stoudamire	12 Randolph,Przybilla
47.	2/9	New Orleans	80-91	L 20-27	13-10		30 Stoudamire	7 Przybilla,Ratliff
48.	2/11	@ Memphis	82-88	L 20-28		7-18	26 Randolph	12 Ratliff,Randolph
49.	2/13	@ Houston	80-81	L 20-29		7-19	25 Stoudamire	11 Przybilla
50.	2/14	@ Charlotte	80-77	W 21-29		8-19	19 Przybilla	17 Przybilla
51.	2/16	@ Indiana	87-95	L 21-30		8-20	18 Przybilla	17 Przybilla
52.	2/23	LA Lakers	83-86	L 21-31	13-11		25 Stoudamire	10 Przybilla
53.	2/25	Atlanta	102-101	W 22-31	14-11		31 Randolph	12 Randolph
54.	2/27	Minnesota	83-91	L 22-32	14-12		26 Van Exel	11 Ratliff
55.	3/1	Detroit	93-103	L 22-33	14-13		19 Stoudamire	12 Przybilla
56.	3/4	Indiana	97-106	L 22-34	14-14		27 Abdur-Rahim	13 Przybilla
57.	3/5	@ Phoenix	116-129	L 22-35		8-21	30 Stoudamire	13 Abdur-Rahim
58.	3/7	@ Denver	98-111	L 22-36		8-22	24 Stoudamire	8 Ratliff,Khryapa
59.	3/9	Chicago	84-97	L 22-37	14-15		22 Abdur-Rahim	10 Abdur-Rahim
60.	3/12	Memphis	80-66	W 23-37	15-15		25 Abdur-Rahim	10 Abdur-Rahim
61.	3/14	@ Memphis	83-104	L 23-38		8-23	20 Stoudamire	14 Przybilla
62.	3/16	@ Houston	77-108	L 23-39		8-24	20 Abdur-Rahim	8 Przybilla
63.	3/17	@ Dallas	94-98	L 23-40		8-25	20 Abdur-Rahim,Stoudamire	13 Przybilla
64.	3/19	Orlando	92-97	L 23-41	15-16		21 Khryapa	10 Przybilla
65.	3/21	@ LA Clippers	89-96	L 23-42		8-26	23 Abdur-Rahim	14 Abdur-Rahim
66.	3/22	@ Sacramento	93-112	L 23-43		8-27	27 Abdur-Rahim	21 Przybilla
67.	3/24	Seattle	91-96	L 23-44	15-17		19 Stoudamire	10 Przybilla
68.	3/26	New York	103-96	W 24-44	16-17		25 Stoudamire	15 Przybilla
69.	3/28	Washington	106-114	L 24-45	16-18		19 Abdur-Rahim	10 Przybilla
70.	3/30	Houston	84-100	L 24-46	16-19		21 Abdur-Rahim	7 Przybilla
71.	4/1	@ Seattle	87-89	L 24-47		8-28	21 Abdur-Rahim	13 Przybilla
72.	4/2	Denver	97-103	L 24-48	16-20		27 Stoudamire	12 Przybilla
73.	4/5	@ Utah	79-90	L 24-49		8-29	13 Przybilla,Telfair,Outlaw	9 Przybilla
74.	4/6	Golden State	102-104	L 24-50	16-21		27 Patterson	14 Przybilla
75.	4/8	Sacramento	114-119	L 24-51	16-22		23 Abdur-Rahim,Miles	15 Przybilla
76.	4/10	@ New Orleans	91-80	W 25-51		9-29	25 Abdur-Rahim	10 Abdur-Rahim
77.	4/12	@ SanAntonio	89-95	L 25-52		9-30	18 Miles	10 Abdur-Rahim
78.	4/14	Dallas	90-102	L 25-53	16-23		19 Abdur-Rahim	10 Abdur-Rahim
79.	4/15	@ Golden State	88-108	L 25-54		9-31	18 Stoudamire	12 Stoudamire
80.	4/17	Utah	100-82	W 26-54	17-23		23 Patterson	9 Stoudamire
81.	4/19	@ Denver	115-119	L 26-55		9-32	47 Miles	12 Miles
82.	4/20	LA Lakers	106-103	W 27-55	18-23		20 Outlaw	7 Khryapa



	Date	Opponent	Score	Record	Home	Road	Scoring Leader	Rebounding Leader
1.	11/2	@ Minnesota	86-90	L 0-1		0-1	32 Miles	13 Randolph
2.	11/4	@ Denver	68-107	L 0-2		0-2	13 Miles	8 Randolph, Miles
3.	11/5	Atlanta	94-93	W 1-2	1-0		21 Randolph	13 Randolph
4.	11/9	New York	95-83	W 2-2	2-0		29 Randolph	12 Randolph
5.	11/11	Detroit	81-84	L 2-3	2-1		23 Miles	14 Ratliff
6.	11/16	Chicago	96-93	W 3-3	3-1		22 Randolph	10 Randolph
7.	11/18	Golden State	80-91	L 3-4	3-2		20 Telfair	13 Randolph
8.	11/20	@ New York	92-103	L 3-5		0-3	27 Telfair	7 Miles
9.	11/22	@ Memphis	95-87	W 4-5		1-3	22 Miles	13 Randolph
10.	11/23	@ Miami	79-100	L 4-6		1-4	19 Miles	8 Randolph
11.	11/25	@ Orlando	89-104	L 4-7		1-5	23 Miles	12 Przybilla
12.	11/27	@ Atlanta	77-75	W 5-7		2-5	24 Randolph	15 Randolph
13.	11/29	@ Philadelphia	83-107	L 5-8		2-6	24 Randolph	9 Randolph
14.	11/30	@ Washington	89-96	L 5-9		2-7	21 Miles	15 Przybilla
15.	12/2	Indiana	78-98	L 5-10	3-3		15 Jack	7 Przybilla
16.	12/4	Utah	93-98	L 5-11	3-4		19 Patterson,Telfair	17 Przybilla
17.	12/6	@ Phoenix	85-130	L 5-12		2-8	15 Randolph	8 Monia
18.	12/7	Minnesota	74-84	L 5-13	3-5		15 Randolph	19 Przybilla
19.	12/9	NO/Okla.City	98-95 (ot)	W 6-13	4-5		28 Dixon	12 Przybilla
20.	12/11	Houston	86-100	L 6-14	4-6		17 Telfair	15 Przybilla
21.	12/14	@ Utah	77-82	L 6-15		2-9	18 Randolph	9 Randolph
22.	12/16	Seattle	99-111	L 6-16	4-7		23 Randolph	8 Randolph
23.	12/18	Washington	97-92	W 7-16	5-7		20 Dixon	9 Ratliff
24.	12/20	@ Detroit	89-93	L 7-17		2-10	37 Randolph	11 Randolph
25.	12/21	@ Memphis	79-89	L 7-18		2-11	17 Dixon	9 Przybilla
26.	12/23	@ Minnesota	91-83	W 8-18		3-11	23 Patterson	10 Randolph
27.	12/26	@ Sacramento	105-92	W 9-18		4-11	22 Randolph	9 Randolph
28.	12/28	Philadelphia	95-91	W 10-18	6-7		28 Randolph	14 Randolph
29.	12/30	Memphis	90-93	L 10-19	6-8		22 Patterson	9 Randolph
30.	1/1	LA Clippers	94-100	L 10-20	6-9		24 Dixon	11 Randolph
31.	1/3	@ Dallas	81-95	L 10-21		4-12	19 Patterson,Randolph	11 Randolph
32.	1/4	@ San Antonio	75-106	L 10-22		4-13	15 Jack	7 Przybilla
33.	1/6	@ NO/Okla.City	80-90	L 10-23		4-14	27 Dixon	9 Ratliff
34.	1/8	Miami	89-118	L 10-24	6-10		16 Patterson	7 Przybilla,Outlaw
35.	1/11	LA Lakers	113-103	W 11-24	7-10		27 Dixon	14 Randolph
36.	1/13	Orlando	113-108	W 12-24	8-10		25 Dixon	7 Ratliff
37.	1/15	Cleveland	89-87	W 13-24	9-10		16 Patterson,Randolph	7 Patterson
38.	1/18	Toronto	96-94	W 14-24	10-10		22 Randolph	12 Khryapa
39.	1/22	Dallas	89-95 (ot)	L 14-25	10-11		23 Randolph	11 Randolph
40.	1/25	Denver	94-97	L 14-26	10-12		18 Randolph	12 Ratliff
41.	1/27	New Jersey	88-83	W 15-26	11-12		26 Dixon	8 Przybilla
42.	1/28	@ Golden State	83-98	L 15-27		4-15	21 Dixon	7 Kyryapa
43.	1/30	@ Seattle	116-111	W 16-27		5-15	32 Randolph	9 Randolph
44.	2/1	San Antonio	82-86	L 16-28	11-13		25 Randolph	9 Randolph,Przybilla
45.	2/3	Minnesota	89-85	W 17-28	12-13		19 Randolph,Jack	13 Randolph
46.	2/4	@ Denver	104-105	L 17-29		5-16	28 Randolph	12 Randolph
47.	2/8	@ Indiana	69-101	L 17-30		5-17	25 Randolph	9 Randolph
48.	2/10	@ Boston	83-115	L 17-31		5-18	14 Randolph	6 Randolph
49.	2/12	@ Toronto	81-114	L 17-32		5-19	11 Smith	8 Outlaw
50.	2/13	@ Charlotte	91-83	W 18-32		6-19	21 Randolph	9 Randolph,Miles
51.	2/15	@ NO/Okla.City	86-102	L 18-33		6-20	12 Rand.,Dixon,Webster	7 Randolph
52.	2/21	@ LA Lakers	82-99	L 18-34		6-21	16 Dixon	10 Randolph
53.	2/22	Charlotte	106-110	L 18-35	12-14		25 Patterson	8 Miles
54.	2/24	Boston	96-102	L 18-36	12-15		24 Webster	8 Randolph,Webster
55.	2/26	NO/Okla.City	75-88	L 18-37	12-16		23 Randolph	8 Randolph,Skinner
56.	2/27	@ Sacramento	91-115	L 18-38		6-22	17 Skinner	7 Skinner,Kyryapa
57.	3/1	LA Lakers	99-93	W 19-38	13-16		20 Randolph	10 Skinner
58.	3/4	@ San Antonio	81-101	L 19-39		6-23	24 Randolph	9 Randolph
59.	3/5	@ Houston	84-102	L 19-40		6-24	23 Blake	10 Khryapa
60.	3/7	@ Dallas	87-93	L 19-41		6-25	33 Randolph	8 Randolph
61.	3/9	Dallas	92-109	L 19-42	13-17		29 Randolph	6 Kyryapa
62.	3/12	Phoenix	111-101	W 20-42	14-17		32 Randolph	14 Randolph
63.	3/14	@ Chicago	66-95	L 20-43		6-26	25 Randolph	8 Randolph
64.	3/15	@ New Jersey	65-78	L 20-44		6-27	24 Randolph	7 Randolph
65.	3/17	@ Cleveland	84-99	L 20-45		6-28	24 Telfair	6 Randolph
66.	3/18	@ Milwaukee	93-97	L 20-46		6-29	26 Miles	11 Przybilla
67.	3/20	Milwaukee	93-100	L 20-47	14-18		23 Randolph	12 Przybilla
68.	3/23	@ Phoenix	108-125	L 20-48		6-30	22 Khryapa	12 Khryapa
69.	3/24	San Antonio	79-98	L 20-49	14-19		24 Dixon	10 Przybilla
70.	3/26	LA Clippers	83-97	L 20-50	14-20		19 Outlaw	10 Skinner
71.	3/29	Sacramento	90-106	L 20-51	14-21		18 Khryapa	12 Przybilla
72.	4/1	Utah	89-102	L 20-52	14-22		24 Randolph	8 Przybilla,Randolph
73.	4/2	@ Seattle	83-122	L 20-53		6-31	14 Telfair,Webster	6 Miles
74.	4/5	Houston	76-75	W 21-53	15-22		17 Randolph	10 Przybilla
75.	4/7	Seattle	108-121	L 21-54	15-23		28 Dixon	9 Ratliff
76.	4/8	@ Utah	93-110	L 21-55		6-32	28 Randolph	9 Randolph,Skinner
77.	4/10	Denver	98-110	L 21-56	15-24		21 Telfair,Lenard	7 Ratliff,Outlaw
78.	4/12	@ LA Clippers	93-97	L 21-57		6-33	20 Jack	9 Outlaw
79.	4/14	@ LA Lakers	99-110	L 21-58		6-34	18 Webster	8 Khryapa
80.	4/15	Golden State	81-86	L 21-59	15-25		17 Webster,Dixon	8 Ratliff
81.	4/17	@ Golden State	79-93	L 21-60		6-35	19 Outlaw	6 Khryapa
82.	4/19	Phoenix	96-106	L 21-61	15-26		18 Jack	12 Khryapa

HISTORY

# SCHEDULE & RESULTS

# 2006-07 (32-50)

	Date	Opponent	Score	Record	Home	Road	Scoring Leader	Rebounding Leader
1.	11/1	@ Seattle	110-106	W 1-0		1-0	30 Randolph	10 Randolph
2.	11/3	@ Golden State	89-102	L 1-1		1-1	22 Randolph	11 Randolph
3.	11/4	Minnesota	88-86	W 2-1	1-0		18 Outlaw	15 Outlaw
4.	11/6	@ L.A. Clippers	89-102	L 2-2		1-2	35 Randolph	13 Randolph
5.	11/8	L.A. Lakers	101-90	W 3-2	2-0		36 Randolph	11 Magloire
6.	11/10	N.O./Okla.City	92-91	W 4-2	3-0		31 Randolph	12 Randolph
7.	11/12	Dallas	96-103	L 4-3	3-1		20 Randolph, Jack	9 Randolph
8.	11/14	@ Minnesota	89-101	L 4-4		1-3	26 Randolph	9 Randolph
9.	11/15	@ Cleveland	87-100	L 4-5		1-4	26 Randolph	11 Randolph
10.	11/17	@ Boston	90-118	L 4-6		1-5	23 Randolph	12 Randolph
11.	11/18	@ New Jersey	86-68	W 5-6		2-5	20 Randolph	16 Randolph
12.	11/20	San Antonio	98-107	L 5-7	3-2		23 Randolph	8 Randolph
13.	11/22	New Jersey	100-97	W 6-7	4-2		25 Randolph	8 Randolph, Aldridge
14.	11/25	@ Sacramento	85-105	L 6-8		2-6	24 Randolph	8 Randolph
15.	11/26	Phoenix	101-119	L 6-9	4-3		22 Outlaw	9 Randolph
16.	11/28	Indiana	97-105	L 6-10	4-4		30 Randolph	11 Randolph
17.	12/1	Orlando	89-91	L 6-11	4-5		28 Randolph	13 Randolph
18.	12/3	Atlanta	96-107	L 6-12	4-6		30 Randolph	8 Aldridge
19.	12/5	@ Detroit	88-85	W 7-12		3-6	31 Randolph	13 Randolph
20.	12/6	@ Milwaukee	94-102 (ot)	L 7-13		3-7	30 Jack	14 Randolph
21.	12/8	@ Indiana	95-108	L 7-14		3-8	29 Randolph	7 Magloire
22.	12/10	@ Toronto	93-83	W 8-14		4-8	22 Jack,Webster	10 Magloire
23.	12/11	@ Philadelphia	81-79	W 9-14		5-8	18 Randolph	10 Randolph
24.	12/13	@ Memphis	85-79	W 10-14		6-8	21 Randolph	11 Randolph
25.	12/15	L.A. Clippers	109-99	W 11-14	5-6		26 Randolph	9 Magloire
26.	12/20	Houston	89-87	W 12-14	6-6		24 Randolph	13 Randolph
27.	12/22	Toronto	100-101(ot)	L 12-15	6-7		20 Randolph	15 Magloire
28.	12/26	@ Phoenix	87-110	L 12-16		6-9	18 Randolph,Jack	14 Randolph
29.	12/27	N.O./Okla.City	100-85	W 13-16	7-7		26 Randolph	11 Randolph
30.	12/29	Philadelphia	95-98	L 13-17	7-8		15 Roy	12 Randolph
31.	12/30	@ Utah	86-96	L 13-18		6-10	34 Randolph	13 Randolph
32.	1/1	Boston	81-89	L 13-19	7-9		18 Roy	13 Magloire
33.	1/3	New York	81-99	L 13-20	7-10		15 Randolph	9 Randolph
34.	1/6	@ Sacramento	110-105 (ot)	W 14-20		7-10	32 Randolph	15 Randolph
35.	1/7	Miami	90-93	L 14-21	7-11		18 Roy	7 Magloire,Webster
36.	1/9	@ San Antonio	84-98	L 14-22		7-11	25 Randolph	9 Randolph
37.	1/10	@ Dallas	74-99	L 14-23		7-12	21 Randolph	6 Magl.,Webster,Roy,Aldridge
38.	1/12	Sacramento	95-87	W 15-23	8-11		23 Randolph	12 Randolph
39.	1/14	Denver	93-109	L 15-24	8-12		23 Rodriguez	7 LaFrentz
40.	1/17	Cleveland	94-76	W 16-24	9-12		26 Randolph	12 Randolph
41.	1/19	@ Phoenix	101-106	L 16-25		7-13	36 Randolph	15 Randolph
42.	1/21	Milwaukee	99-95	W 17-25	10-12		28 Roy	12 Randolph
43.	1/24	Minnesota	101-98 (ot)	W 18-25	11-12		22 Randolph	15 Randolph
44.	1/26	@ Houston	69-99	L 18-26		7-14	13 Randolph	8 Webster
45.	1/27	@ Memphis	135-132 (2ot)	W 19-26		8-14	42 Randolph	12 Randolph
46.	1/29	@ N.O./Okla.City	91-103	L 19-27		8-15	20 Randolph	13 Randolph
47.	1/31	Denver	100-91	W 20-27	12-12		26 Randolph	17 Randolph
48.	2/2	@ Denver	107-114 (ot)	L 20-28		8-16	25 Randolph	9 Randolph
49.	2/3	Chicago	86-88	L 20-29	12-13		27 Randolph	7 Randolph
50.	2/6	Phoenix	102-109 (ot)	L 20-30	12-14		33 Randolph	10 Randolph
51.	2/9	@ Charlotte	108-100 (ot)	W 21-30		9-16	40 Randolph	9 Randolph
52.	2/11	@ Washington	94-73	W 22-30		10-16	18 Jack,Aldridge	10 Aldridge
53.	2/13	@ Miami	85-104	L 22-31		10-17	17 Randolph	7 Udoka
54.	2/14	@ Orlando	91-103	L 22-32		10-18	28 Randolph	10 Randolph
55.	2/20	Utah	103-100	W 23-32	13-14		27 Roy	12 Randolph
56.	2/21	@ L.A. Lakers	112-108	W 24-32		11-18	30 Jack	9 Randolph
57.	2/23	Memphis	102-103	L 24-33	13-15		25 Randolph	10 Magloire
58.	2/26	@ Seattle	73-97	L 24-34		11-19	14 Outlaw	8 Randolph,Aldridge
59.	3/1	Charlotte	127-90	W 25-34	14-15		30 Aldridge	8 Roy
60.	3/3	Sacramento	96-104	L 25-35	14-16		24 Randolph	12 Randolph
61.	3/6	San Antonio	94-99	L 25-36	14-17		19 Roy	12 Randolph
62.	3/11	Golden State	106-87	W 26-36	15-17		26 Roy	13 Randolph
63.	3/13	@ Denver	99-107	L 26-37		11-20	26 Randolph	17 Aldridge
64.	3/14	Detroit	75-87	L 26-38	15-18		21 Randolph	11 Randolph
65.	3/16	@ L.A. Lakers	111-116 (ot)	L 26-39		11-21	31 Randolph	10 Aldridge
66.	3/18	Seattle	77-95	L 26-40	15-19		16 Randolph	12 Magloire
67.	3/20	Washington	100-98	W 27-40	16-19		25 Aldridge	12 Roy
68.	3/22	@ New York	92-86	W 28-40		12-21	24 Roy	16 Magloire
69.	3/23	@ Atlanta	102-100 (ot)	W 29-40		13-21	27 Aldridge	16 Magloire
70.	3/25	@ Minnesota	93-94	L 29-41		13-22	22 Roy	9 Magloire,Randolph
71.	3/26	@ Chicago	89-100	L 29-42		13-23	20 Aldridge	8 Randolph,Aldridge
72.	3/29	Memphis	92-96	L 29-43	16-20		43 Randolph	17 Randolph
73.	3/31	L.A. Clippers	86-99	L 29-44	16-21		23 Roy	6 Magloire
74.	4/4	Utah	94-89	W 30-44	17-21		29 Roy	12 Magloire
75.	4/6	@ Houston	85-78	W 31-44		14-23	24 Roy	14 Magloire
76.	4/7	@ Dallas	74-86	L 31-45		14-24	18 Jack	9 Magloire
77.	4/9	@ San Antonio	96-112	L 31-46		14-25	19 Jack,Magloire	5 Magloire,Roy,Udoka,Outlaw
78.	4/11	Houston	95-99	L 31-47	17-22		20 Roy	10 Magloire
79.	4/13	@ L.A. Clippers	89-107	L 31-48		14-26	18 Roy	6 Magloire,Roy
80.	4/14	Seattle	108-102	W 32-48	18-22		25 Jack	15 Magloire
81.	4/16	@ Utah	93-130	L 32-49		14-27	26 Outlaw	6 LaFrentz
82.	4/18	Golden State	98-120	L 32-50	18-23		36 Outlaw	11 Magloire



# SCHEDULE & RESULTS

# 2007-08 (41-41)

	Date	Opponent	Score	Record	Home	Road	Scoring Leader	Rebounding Leader
1.	10/30	@ San Antonio	97-106	L 0-1		0-1	27 Aldridge	10 Przybilla
2.	11/2	@ New Orleans	93-113	L 0-2		0-2	23 Roy	9 Aldridge
3.	11/3	@ Houston	80-89	L 0-3		0-3	23 Roy	8 Przy, Webster, Aldridge
4.	11/7	New Orleans	93-90	W 1-3	1-0		20 Jack	11 Przybilla
5.	11/9	Memphis	110-98	W 2-3	2-0		30 Aldridge	10 Aldridge
6.	11/10	Dallas	91-82	W 3-3	3-0		32 Roy	10 Outlaw, Przybilla
7.	11/13	Detroit	102-94	W 4-3	4-0		22 Aldridge	10 Przybilla, Aldridge
8.	11/14	@ Denver	93-110	L 4-4		0-4	15 Aldridge	9 Aldridge
9.	11/16	@ Philadelphia	88-92	L 4-5		0-5	25 Roy, Aldridge	7 Przybilla
10.	11/17	@ Washington	90-109	L 4-6		0-6	18 Jack, Aldridge	10 Aldridge
11.	11/19	@ Charlotte	92-101	L 4-7		0-7	18 Jack	8 Frye
12.	11/21	New Jersey	101-106	L 4-8	4-1		25 Roy	8 Aldridge
13.	11/23	Sacramento	87-84	W 5-8	5-1		28 Aldridge	12 Aldridge
14.	11/26	Orlando	74-85	L 5-9	5-2		16 Aldridge	11 Przybilla
15.	11/28	Indiana	89-95	L 5-10	5-3		26 Outlaw	10 Roy
16.	11/30	@ Dallas	80-91	L 5-11			22 Aldridge	12 Aldridge
17.	12/2	@ San Antonio	79-100	L 5-12		0-8	17 Outlaw, Webster	11 Outlaw
18.	12/3	@ Memphis	106-105	W 6-12		1-9	26 Roy	9 Roy
19.	12/6	Miami	112-106	W 7-12	6-3		25 Roy	10 Aldridge
20.	12/9	Milwaukee	117-113 (ot)	W 8-12	7-3		26 Roy	8 Roy
21.	12/11	@ Utah	97-89	W 9-12		2-9	25 Webster	10 Przybilla
22.	12/12	Golden State	105-95	W 10-12	8-3		22 Outlaw	10 Przybilla
23.	12/14	Utah	99-91	W 11-12	9-3		29 Roy	8 Przybilla
24.	12/16	@ Denver	116-105	W 12-12		3-9	26 Roy	11 Przybilla
25.	12/17	New Orleans	88-76	W 13-12	10-3		24 Roy	11 LaFrentz
26.	12/19	Toronto	101-96	W 14-12	11-3		25 Roy	9 Roy
27.	12/21	Denver	99-96	W 15-12	12-3		19 Webster	10 Frye
28.	12/25	Seattle	89-79	W 16-12	13-3		17 Jack, Roy	16 Przybilla
29.	12/28	Minnesota	109-98	W 17-12	14-3		22 Roy	8 Aldridge
30.	12/30	Philadelphia	97-72	W 18-12	15-3		22 Roy	9 Frye
31.	12/31	@ Utah	101-111	L 18-13		3-10	36 Aldridge	5 Jack
32.	1/2	@ Minnesota	90-79	W 19-13		4-10	24 Roy	11 Aldridge
33.	1/3	@ Chicago	115-109 (2ot)	W 20-13		5-10	25 Roy	13 Aldridge
34.	1/5	Utah	103-89	W 21-13	16-3		26 Webster	8 Przybilla, Aldridge
35.	1/9	Golden State	109-91	W 22-13	17-3		24 Blake	10 Przybilla
36.	1/13	@ Toronto	109-116 (2ot)	L 22-14		5-11	33 Roy	9 Jack, Przybilla, Aldridge
37.	1/14	@ New Jersey	99-73	W 23-14		6-11	20 Aldridge	12 Przybilla
38.	1/16	@ Boston	90-100	L 23-15		6-12	22 Roy	9 Przybilla
39.	1/18	@ Miami	98-91	W 24-15		7-12	24 Roy	9 Przybilla
40.	1/19	@ Orlando	94-101	L 24-16		7-13	25 Roy	8 Przybilla
41.	1/21	@ Atlanta	111-109 (ot)	W 25-16		8-13	23 Outlaw	7 Frye, Webster
42.	1/23	@ New Orleans	81-96	L 25-17		8-14	17 Aldridge	8 Aldridge
43.	1/25	Houston	79-89	L 25-18	17-4		23 Roy	6 Aldridge
44.	1/27	Atlanta	94-93	W 26-18	18-4		24 Roy	8 Aldridge
45.	1/30	Cleveland	83-84	L 26-19	18-5		16 Roy, Aldridge	9 Przybilla, Aldridge
46.	2/1	New York	94-88 (ot)	W 27-19	19-5		20 Roy	10 Roy
47.	2/4	Denver	103-105 (ot)	L 27-20	19-6		26 Roy	12 Aldridge
48.	2/6	Chicago	100-97	W 28-20	20-6		28 Roy	6 Aldridge
49.	2/8	@ Detroit	82-91	L 28-21		8-15	22 Aldridge	6 Przybilla, Aldridge
50.	2/9	@ Indiana	93-101	L 28-22		8-16	21 Aldridge	11 Przybilla, Aldridge
51.	2/11	@ Houston	83-95	L 28-23		8-17	22 Aldridge	9 Przybilla
52.	2/13	@ Dallas	76-96	L 28-24		8-18	25 Roy	7 Przybilla
53.	2/19	Sacramento	94-105	L 28-25	20-7		23 Outlaw	9 Przybilla
54.	2/21	Seattle	92-88	W 29-25	21-7		19 Outlaw, Roy	14 Roy
55.	2/22	@ Seattle	87-99	L 29-26		8-19	26 Outlaw	10 Przybilla
56.	2/24	Boston	102-112	L 29-27	21-8		24 Outlaw	9 Przybilla
57.	2/26	@ L.A. Lakers	83-96	L 29-28		8-20	24 Aldridge	16 Przybilla
58.	2/27	@ L.A. Clippers	82-80	W 30-28		9-20	21 Jack	9 Przybilla
59.	2/29	L.A. Lakers	119-111	W 31-28	22-8		22 Aldridge	12 Przybilla
60.	3/2	@ Golden State	104-110	L 31-29		9-21	26 Roy	10 Przybilla
61.	3/4	Phoenix	92-97	L 31-30	22-9		25 Roy	9 Aldridge
62.	3/7	@ Milwaukee	103-101	W 32-30		10-21	29 Aldridge	15 Przybilla
63.	3/8	@ New York	120-114 (ot)	W 33-30		11-21	27 Roy	11 Przybilla
64.	3/10	@ Cleveland	80-88	L 33-31		11-22	25 Aldridge	10 Webster, Aldridge
65.	3/11	@ Minnesota	103-96	W 34-31		12-22	27 Roy	10 Przybilla
66.	3/13	@ Sacramento	85-96	L 34-32		12-23	21 Roy	10 Przybilla
67.	3/15	Minnesota	107-96	W 35-32	23-9		26 Aldridge	13 Przybilla
68.	3/18	Phoenix	98-111	L 35-33	23-10		31 Aldridge	8 Aldridge
69.	3/21	L.A. Clippers	107-102	W 36-33	24-10		22 Aldridge	12 Aldridge
70.	3/22	@ L.A. Clippers	83-72	W 37-33		13-23	23 Roy	26 Przybilla
71.	3/24	@ Seattle	84-97	L 37-34		13-24	22 Webster	13 Przybilla
72.	3/25	Washington	102-82	W 38-34	25-10		23 Webster	17 Przybilla
73.	3/27	@ Golden State	95-111	L 38-35		13-25	22 Blake	9 Przybilla
74.	3/29	Charlotte	85-93	L 38-36	25-11		26 Outlaw	18 Przybilla
75.	4/2	@ L.A. Lakers	91-104	L 38-37		13-26	23 Outlaw, Webster	12 Aldridge
76.	4/3	Houston	86-95	L 38-38	25-12		23 Aldridge	15 Przybilla
77.	4/6	San Antonio	65-72	L 38-39	25-13		18 Roy	11 Aldridge
78.	4/8	L.A. Lakers	112-103	W 39-39	26-13		23 Roy	16 Aldridge
79.	4/11	@ Sacramento	86-103	L 39-40		13-27	24 Aldridge	15 Aldridge
80.	4/12	Dallas	108-105	W 40-40	27-13		23 Roy	10 Frye
81.	4/15	Memphis	113-91	W 41-40	28-13		20 Jones	9 Outlaw
82.	4/16	@ Phoenix	91-100	L 41-41		13-28	24 Outlaw	12 Outlaw

HISTORY

# SCHEDULE & RESULTS

# 2008-09 (54-28)

	Date	Opponent	Score	Record	Home	Road	Scoring Leader	Rebounding Leader
1.	10/28	@ L.A. Lakers	76-96	L 0-1		0-1	18 Outlaw	11 Przybylla
2.	10/31	San Antonio	100-99	W 1-1	1-0		26 Roy	8 Fernandez
3.	11/1	@ Phoenix	96-107	L 1-2		0-2	20 Fernandez,Roy	9 Przybylla
4.	11/5	@ Utah	96-103	L 1-3		0-3	18 Roy,Aldridge	16 Przybylla
5.	11/6	Houston	101-99 (ot)	W 2-3	2-0		27 Aldridge	13 Outlaw
6.	11/8	Minnesota	97-93	W 3-3	3-0		24 Roy,Aldridge	13 Aldridge
7.	11/10	@ Orlando	106-99	W 4-3		1-3	27 Roy	11 Aldridge
8.	11/12	@ Miami	104-96	W 5-3		2-3	25 Fernandez	10 Przybylla
9.	11/14	@ New Orleans	82-97	L 5-4		2-4	21 Roy	11 Oden
10.	11/15	@ Minnesota	88-83	W 6-4		3-4	24 Roy	8 Oden,Przybylla
11.	11/18	@ Golden State	106-111	L 6-5		3-5	22 Oden,Roy	10 Oden
12.	11/19	Chicago	116-74	W 7-5	4-0		20 Roy	10 Oden
13.	11/21	@ Sacramento	117-96	W 8-5		4-5	20 Blake	10 Przybylla
14.	11/22	@ Phoenix	92-102	L 8-6		4-6	26 Roy	8 Frye,Przybylla
15.	11/24	Sacramento	91-90	W 9-6	5-0		28 Roy	12 Przybylla
16.	11/26	Miami	106-68	W 10-6	6-0		17 Frye	10 Oden
17.	11/28	New Orleans	101-86	W 11-6	7-0		25 Roy	8 Oden
18.	11/30	@ Detroit	96-85	W 12-6		5-6	27 Aldridge	13 Oden
19.	12/2	@ New York	104-97	W 13-6		6-6	23 Roy	14 Przybylla
20.	12/3	@ Washington	98-92	W 14-6		7-6	22 Roy	10 Oden
21.	12/5	@ Boston	78-93	L 14-7		7-7	13 Outlaw,Aldridge	8 Przybylla
22.	12/7	@ Toronto	98-97	W 15-7		8-7	20 Aldridge	10 Oden
23.	12/9	Orlando	108-109	L 15-8	7-1		30 Roy	13 Aldridge
24.	12/11	@ Utah	88-97	L 15-9		8-8	33 Roy	9 Oden
25.	12/12	L.A. Clippers	112-120 (ot)	L 15-10	7-2		38 Roy	15 Oden
26.	12/16	Sacramento	109-77	W 16-10	8-2		29 Roy	14 Przybylla
27.	12/18	Phoenix	124-119	W 17-10	9-2		52 Roy	6 Outlaw,Przybylla
28.	12/22	@ Denver	89-97	L 17-11		8-9	20 Aldridge	8 Przybylla
29.	12/23	Denver	101-92	W 18-11	10-2		22 Aldridge	19 Przybylla
30.	12/25	Dallas	94-102	L 18-12	10-3		22 Roy	5 Oden,Przybylla,Roy
31.	12/27	Toronto	102-89	W 19-12	11-3		32 Roy	10 Oden
32.	12/30	Boston	91-86	W 20-12	12-3		21 Blake	11 Oden
33.	1/2	New Orleans	77-92	L 20-13	12-4		19 Fernandez	10 Aldridge
34.	1/4	@ L.A. Lakers	86-100	L 20-14		8-10	22 Aldridge	11 Aldridge
35.	1/7	Detroit	84-83	W 21-14	13-4		26 Aldridge	7 Przybylla
36.	1/10	Golden State	113-100	W 22-14	14-4		26 Aldridge	8 Oden
37.	1/12	@ Chicago	109-95	W 23-14		9-10	33 Outlaw	13 Oden
38.	1/14	@ Philadelphia	79-100	L 23-15		9-11	27 Roy	9 Przybylla,Aldridge
39.	1/15	@ New Jersey	105-99	W 24-15		10-11	29 Roy	11 Przybylla
40.	1/17	@ Charlotte	97-102 (ot)	L 24-16		10-12	21 Aldridge	10 Przybylla
41.	1/19	Milwaukee	102-85	W 25-16	15-4		24 Oden	15 Oden
42.	1/21	Cleveland	98-104	L 25-17	15-5		23 Roy	15 Przybylla
43.	1/24	Washington	100-87	W 26-17	16-5		22 Roy	14 Oden
44.	1/26	@ L.A. Clippers	113-88	W 27-17		11-12	33 Roy	8 Przybylla
45.	1/28	Charlotte	88-74	W 28-17	17-5		25 Aldridge	14 Oden
46.	1/31	Utah	122-108	W 29-17	18-5		30 Roy	17 Przybylla
47.	2/2	@ New Orleans	97-89	W 30-17		12-12	22 Aldridge	11 Aldridge
48.	2/4	@ Dallas	99-104	L 30-18		12-13	26 Roy	7 Roy
49.	2/6	@ Oklahoma City	93-102	L 30-19		12-14	32 Roy	9 Roy
50.	2/8	New York	109-108	W 31-19	19-5		23 Outlaw	12 Oden
51.	2/11	Oklahoma City	106-92	W 32-19	20-5		22 Roy	14 Przybylla
52.	2/12	@ Golden State	98-105	L 32-20		12-15	37 Roy	12 Outlaw
53.	2/18	Memphis	94-90	W 33-20	21-5		24 Roy	15 Przybylla
54.	2/20	Atlanta	108-98	W 34-20	22-5		27 Roy	11 Aldridge
55.	2/22	L.A. Clippers	116-87	W 35-20	23-5		28 Aldridge	10 Aldridge
56.	2/24	@ Houston	94-98	L 35-21		12-16	24 Roy	8 Przybylla,Aldridge
57.	2/25	@ San Antonio	84-99	L 35-22		12-17	15 Frye	10 Przybylla
58.	2/27	@ Minnesota	102-82	W 36-22		13-17	19 Roy	10 Aldridge
59.	3/1	San Antonio	102-84	W 37-22	24-5		26 Aldridge,Roy	10 Przybylla
60.	3/4	Indiana	107-105	W 38-22	25-5		28 Roy	12 Przybylla
61.	3/5	@ Denver	90-106	L 38-23		13-18	22 Roy	12 Przybylla
62.	3/7	Minnesota	95-93	W 39-23	26-5		31 Roy	11 Aldridge
63.	3/9	L.A. Lakers	111-94	W 40-23	27-5		27 Roy	18 Przybylla
64.	3/11	Dallas	89-93	L 40-24	27-6		23 Aldridge	15 Przybylla
65.	3/13	New Jersey	109-100	W 41-24	28-6		31 Roy	10 Outlaw,Aldridge
66.	3/15	@ Atlanta	80-98	L 41-25		13-19	29 Roy	14 Przybylla
67.	3/16	@ Memphis	103-92	W 42-25		14-19	22 Aldridge	13 Przybylla
68.	3/18	@ Indiana	95-85	W 43-25		15-19	20 Roy	11 Przybylla
69.	3/19	@ Cleveland	92-97 (ot)	L 43-26		15-20	24 Roy	11 Przybylla
70.	3/21	@ Milwaukee	96-84	W 44-26		16-20	30 Roy	14 Przybylla
71.	3/23	Philadelphia	108-114 (ot)	L 44-27	28-7		24 Aldridge	12 Aldridge
72.	3/26	Phoenix	129-109	W 45-27	29-7		29 Aldridge	12 Aldridge
73.	3/28	Memphis	86-66	W 46-27	30-7		21 Roy	10 Przybylla
74.	3/31	Utah	125-104	W 47-27	31-7		26 Aldridge	9 Przybylla
75.	4/3	@ Oklahoma City	107-72	W 48-27		17-20	35 Aldridge	18 Aldridge
76.	4/5	@ Houston	88-102	L 48-28		17-21	22 Aldridge,Roy	9 Aldridge
77.	4/7	@ Memphis	96-93	W 49-28		18-21	24 Roy	8 Aldridge
78.	4/8	@ San Antonio	95-83	W 50-28		19-21	26 Roy	17 Przybylla
79.	4/10	L.A. Lakers	106-98	W 51-28	32-7		24 Roy	13 Przybylla
80.	4/11	@ L.A. Clippers	87-72	L 52-28		20-21	21 Aldridge	14 Przybylla
81.	4/13	Oklahoma City	113-83	W 53-28	33-7		21 Outlaw	12 Przybylla
82.	4/15	Denver	104-76	W 54-28	34-7		21 Outlaw	8 Przybylla

See Playoff section for 2009 Playoff game-by-game scores





# SCHEDULE & RESULTS

# 2009-10 (50-32)

	Date	Opponent	Score	Record	Home	Road	Scoring Leader	Rebounding Leader
1.	10/27	Houston	96-87	W 1-0	1-0		23 Outlaw	12 Oden
2.	10/29	Denver	94-97	L 1-1	1-1		30 Roy	9 Oden
3.	10/31	@ Houston	107-111	L 1-2		0-1	42 Roy	9 Oden
4.	11/1	@ Oklahoma City	83-74	W 2-2		1-1	18 Blake	10 Oden
5.	11/3	Atlanta	91-97	L 2-3	1-2		20 Aldridge	14 Aldridge
6.	11/6	San Antonio	96-84	W 3-3	2-2		24 Roy	13 Przybylla
7.	11/8	Minnesota	116-93	W 4-3	3-2		21 Miller	13 Przybylla
8.	11/10	@ Memphis	93-79	W 5-3			20 Roy	12 Aldridge
9.	11/11	@ Minnesota	107-84	W 6-3		3-1	18 Oden	11 Oden,Przybylla
10.	11/13	@ New Orleans	86-78	W 7-3		4-1	20 Aldridge	13 Aldridge
11.	11/14	@ Charlotte	80-74	W 8-3		5-1	25 Roy	7 Aldridge,Fernandez,Roy
12.	11/16	@ Atlanta	95-99 (ot)	L 8-4		5-2	19 Fernandez	9 Aldridge,Roy
13.	11/18	Detroit	87-81	W 9-4	4-2		20 Aldridge,Roy	10 Oden
14.	11/20	@ Golden State	94-108	L 9-5		5-3	19 Fernandez	9 Przybylla
15.	11/21	Minnesota	106-78	W 10-5	5-2		21 Webster	13 Webster
16.	11/23	Chicago	122-98	W 11-5	6-2		24 Aldridge,Oden	13 Aldridge
17.	11/25	New Jersey	93-83	W 12-5	7-2		18 Oden	10 Przybylla
18.	11/27	Memphis	96-106	L 12-6	7-3		26 Roy	10 Oden
19.	11/28	@ Utah	92-108	L 12-7		5-4	19 Roy	5 Cunningham,Przy,Web
20.	12/1	Miami	100-107	L 12-8	7-4		25 Roy	20 Oden
21.	12/5	Houston	90-89	W 13-8	8-4		28 Roy	12 Przybylla
22.	12/7	@ New York	84-93	L 13-9		5-5	27 Roy	13 Aldridge
23.	12/9	@ Indiana	102-91	W 14-9		6-5	29 Roy	8 Aldridge,Przybylla
24.	12/11	@ Cleveland	99-104	L 14-10		6-6	23 Roy	11 Przybylla
25.	12/12	@ Milwaukee	101-108 (2ot)	L 14-11		6-7	31 Aldridge	11 Aldridge
26.	12/15	Sacramento	95-88	W 15-11	9-4		25 Aldridge,Roy	10 Przybylla
27.	12/17	Phoenix	105-102	W 16-11	10-4		29 Bayless	10 Przybylla
28.	12/19	@ Orlando	83-92	L 16-12		6-8	33 Roy	10 Przybylla
29.	12/20	@ Miami	102-95	W 17-12		7-8	28 Roy	12 Przybylla
30.	12/22	@ Dallas	85-81	W 18-12		8-8	23 Roy	12 Aldridge
31.	12/23	@ San Antonio	98-94	W 19-12		9-8	31 Bayless	12 Howard
32.	12/25	Denver	107-96	W 20-12	11-4		41 Roy	13 Aldridge
33.	12/28	Philadelphia	93-104	L 20-13	11-5		24 Roy	12 Aldridge
34.	12/30	L.A. Clippers	103-99	W 21-13	12-5		25 Roy	14 Pendergraph
35.	1/2	Golden State	105-89	W 22-13	13-5		37 Roy	11 Webster
36.	1/4	@ L.A. Clippers	95-105	L 22-14		9-9	25 Webster	7 Pendergraph
37.	1/5	Memphis	105-109	L 22-15	13-6		27 Roy	10 Miller
38.	1/8	L.A. Lakers	107-98	W 23-15	14-6		32 Roy	10 Howard
39.	1/10	Cleveland	94-106	L 23-16	14-7		34 Roy	13 Aldridge
40.	1/13	Milwaukee	120-108	W 24-16	15-7		22 Roy	7 Aldridge,Howard
41.	1/15	Orlando	102-87	W 25-16	16-7		24 Webster	14 Aldridge
42.	1/18	@ Washington	92-97	L 25-17		9-10	22 Aldridge,Miller	15 Aldridge
43.	1/20	@ Philadelphia	98-90	W 26-17		10-10	24 Miller	9 Aldridge
44.	1/22	@ Boston	95-98 (ot)	L 26-18		10-11	28 Miller	12 Howard
45.	1/23	@ Detroit	97-93	W 27-18		11-11	28 Webster	8 Aldridge
46.	1/25	New Orleans	97-98	L 27-19	16-8		16 Aldridge,Howard	7 Fernandez,Howard
47.	1/27	Utah	95-106	L 27-20	16-9		25 Aldridge	11 Howard
48.	1/29	@ Houston	100-104	L 27-21		11-12	25 Fernandez	9 Batum
49.	1/30	@ Dallas	114-112 (ot)	W 28-21		12-12	52 Miller	12 Howard
50.	2/1	Charlotte	98-79	W 29-21	17-9		17 Aldridge	9 Batum
51.	2/3	@ Utah	105-118	L 29-22		12-13	27 Aldridge	12 Aldridge
52.	2/4	San Antonio	96-93	W 30-22	18-9		28 Aldridge	13 Aldridge
53.	2/6	L.A. Lakers	82-99	L 30-23	18-10		16 Aldridge	7 Howard
54.	2/9	Oklahoma City	77-89	L 30-24	18-11		22 Miller	15 Aldridge
55.	2/10	@ Phoenix	108-101	W 31-24		13-13	22 Aldridge	7 Miller
56.	2/16	L.A. Clippers	109-87	W 32-24	19-11		28 Webster	9 Aldridge
57.	2/19	Boston	76-96	L 32-25	19-12		16 Miller	9 Aldridge
58.	2/21	Utah	89-93 (ot)	L 32-26	19-13		23 Roy	18 Camby
59.	2/23	@ New Jersey	102-93	W 33-26		14-13	28 Roy	7 Aldridge
60.	2/24	@ Toronto	101-87	W 34-26		15-13	20 Roy	7 Fernandez,Miller
61.	2/26	@ Chicago	111-115 (ot)	L 34-27		15-14	32 Aldridge	11 Camby
62.	2/27	@ Minnesota	110-91	W 35-27		16-14	31 Batum	7 Aldridge,Batum,Web
63.	3/1	@ Memphis	103-93	W 36-27		17-14	25 Roy	7 Camby,Roy
64.	3/3	Indiana	102-79	W 37-27	20-13		22 Roy	8 Cunningham
65.	3/7	@ Denver	106-118	L 37-28		17-15	24 Bayless	7 Aldridge,Howard
66.	3/9	Sacramento	88-81	W 38-28	21-13		19 Roy	8 Camby,Howard,Roy
67.	3/11	@ Golden State	110-105	W 39-28		18-15	41 Roy	17 Camby
68.	3/12	@ Sacramento	110-94	W 40-28		19-15	28 Roy	7 Camby
69.	3/14	Toronto	109-98	W 41-28	22-13		22 Aldridge,Batum	12 Aldridge
70.	3/19	Washington	76-74	W 42-28	23-13		19 Aldridge	19 Camby
71.	3/21	@ Phoenix	87-93	L 42-29		19-16	23 Roy	16 Camby
72.	3/25	Dallas	101-89	W 43-29	24-13		20 Aldridge	11 Camby
73.	3/27	@ New Orleans	112-101	W 44-29		20-16	28 Roy	14 Camby
74.	3/28	@ Oklahoma City	92-87	W 45-29		21-16	26 Miller	12 Camby
75.	3/31	New York	118-90	W 46-29	25-13		21 Aldridge	10 Camby
76.	4/1	@ Denver	92-109	L 46-30		21-17	24 Miller	8 Camby
77.	4/3	@ Sacramento	98-87	W 47-30		22-17	24 Roy	15 Camby
78.	4/7	@ L.A. Clippers	93-85	W 48-30		23-17	27 Aldridge	12 Aldridge
79.	4/9	Dallas	77-83	L 48-31	25-14		27 Aldridge	18 Camby
80.	4/11	@ L.A. Lakers	91-88	W 49-31		24-17	24 Aldridge	17 Camby
81.	4/12	Oklahoma City	103-95	W 50-31	26-14		30 Camby	13 Camby
82.	4/14	Golden State	116-122	L 50-32	26-15		23 Pendergraph	9 Bayless,Fernandez

See Playoff section for 2010 Playoff game-by-game scores

HISTORY





BATTLE



PLAYOFFS

# Trail Blazers Playoff Win-Loss Records

## ALL PLAYOFF GAMES

Series	Home			Road			Total			
	W	L	Pct.	W	L	Pct.	W	L	Pct.	
First Round.....	28	34	21	.618	11	46	.192	45	67	.402
Conference Semifinals.....	9	23	3	.885	5	19	.208	28	22	.533
Conference Finals.....	5	11	5	.685	6	11	.353	17	16	.515
NBA Finals.....	3	4	5	.444	3	5	.375	7	10	.412
<b>Totals</b>	<b>45</b>	<b>72</b>	<b>34</b>	<b>.679</b>	<b>25</b>	<b>81</b>	<b>.236</b>	<b>97</b>	<b>115</b>	<b>.458</b>

## OVERTIME GAMES

	W	L	Pct.	W	L	Pct.	W	L	Pct.
First Round.....	2	1	.667	2	3	.400	4	4	.500
Conference Semifinals.....	2	1	.667	1	1	.500	3	2	.600
Conference Finals.....	1	0	1.000	0	0	.000	1	0	1.000
NBA Finals.....	0	0	.000	2	0	1.000	2	0	1.000
<b>Totals</b>	<b>5</b>	<b>2</b>	<b>.714</b>	<b>5</b>	<b>4</b>	<b>.556</b>	<b>10</b>	<b>6</b>	<b>.625</b>

# NBA Playoff Appearances, 1971 through 2011

L.A. Lakers.....	37	New York.....	25	Sacramento/Cincinnati/K.C.....	16
San Antonio.....	31	Philadelphia.....	25	Miami.....	15
<b>Portland.....</b>	<b>29</b>	Utah/New Orleans.....	24	Orlando.....	13
Boston.....	29	Oklahoma City/Seattle.....	24	Golden State.....	12
Phoenix.....	28	Denver.....	22	New Orleans/Charlotte.....	12
Chicago.....	27	Washington.....	20	Minnesota.....	8
Detroit.....	25	Indiana.....	19	L.A. Clippers/Buffalo/S.D.....	7
Houston/San Diego.....	25	Cleveland.....	18	Toronto.....	5
Milwaukee.....	25	Dallas.....	17	Memphis/Vancouver.....	4
Atlanta.....	25	New Jersey/N.Y. Nets.....	16	Charlotte.....	1

# NBA Playoff Records, 1971 through 2011

	W	L	Pct.		W	L	Pct.		W	L	Pct.
L.A. Lakers.....	302	190	.614	Oklahoma City*.....	117	122	.490	Washington.....	69	99	.411
Chicago.....	168	123	.577	Houston*.....	114	119	.489	New Orleans*.....	32	48	.400
Boston.....	212	162	.567	Phoenix.....	130	139	.483	Atlanta.....	65	105	.382
San Antonio.....	160	140	.533	Utah*.....	114	123	.481	Denver.....	56	93	.376
Detroit.....	153	134	.533	Orlando.....	56	62	.475	Minnesota.....	17	30	.362
Miami.....	71	67	.514	Milwaukee.....	99	110	.474	Toronto.....	11	20	.355
Philadelphia.....	129	122	.514	Golden State.....	49	57	.462	Memphis*.....	7	18	.280
Cleveland.....	70	68	.507	<b>Portland.....</b>	<b>97</b>	<b>115</b>	<b>.458</b>	Charlotte.....	0	4	.000
New York.....	126	126	.500	Sacramento*.....	47	61	.435	<i>*Includes previous cities</i>			
Indiana.....	82	84	.494	New Jersey*.....	47	63	.427	<i>Ranked by percentage</i>			
Dallas.....	80	82	.494	L.A. Clippers*.....	20	27	.425				

# Trail Blazers Playoff Records vs. Opponents

	Series	W	L	Pct.		Series	W	L	Pct.
L.A. Lakers.....	11	16	32	.333	Denver.....	2	5	5	.500
Phoenix.....	7	16	15	.516	Chicago.....	2	4	5	.444
Utah.....	6	19	12	.613	Minnesota.....	1	3	1	.750
Dallas.....	4	11	9	.550	Philadelphia.....	1	4	2	.667
Seattle.....	4	8	8	.500	Kansas City.....	1	1	2	.333
San Antonio.....	3	5	10	.333	Detroit.....	1	1	4	.200
Houston.....	3	4	10	.286					

Listed by series contested



# Trail Blazers Individual Playoff Highs

## Points

Game.....	45	Bonzi Wells	.....	at Dallas	.....	4/23/03
One Half .....	27	Terry Porter	.....	San Antonio	.....	5/15/90
	27	Clyde Drexler	.....	Seattle	.....	4/26/91
	27	Bonzi Wells	.....	at Dallas	.....	4/23/03
OT Period.....	13	Clyde Drexler	.....	at L.A. Lakers	.....	4/29/92

## Field Goals Made

Game.....	16	Billy Ray Bates	.....	Kansas City	.....	4/5/81
	16	Bonzi Wells	.....	at Dallas	.....	4/23/03
One Half .....	10	Lionel Hollins	.....	at L.A. Lakers	.....	5/8/77
	10	Herm Gilliam	.....	at L.A. Lakers	.....	5/8/77
	10	Billy Ray Bates	.....	Kansas City	.....	4/6/81
	10	Calvin Natt	.....	at L.A. Lakers	.....	4/26/83
	10	Terry Porter	.....	L.A. Lakers	.....	5/3/89
	10	Terry Porter	.....	San Antonio	.....	5/15/90
	10	Clyde Drexler	.....	Seattle	.....	4/26/91

## Field Goals Attempted

Game.....	30	Clyde Drexler	.....	at Phoenix	.....	5/9/92
One Half .....	18	Billy Ray Bates	.....	Kansas City	.....	4/5/81

## Three-Point Field Goals Made

Game.....	6	Terry Porter	.....	Utah	.....	5/16/92
One Half .....	5	Terry Porter	.....	San Antonio	.....	5/15/90
	5	Terry Porter	.....	Utah	.....	5/6/92
One Quarter ...	4	Terry Porter	.....	at Houston	.....	4/29/94
	4	Rudy Fernandez	.....	Phoenix	.....	4/22/10
	4	Wesley Matthews	.....	Dallas	.....	4/21/11

## Three-Point Field Goals Attempted

Game.....	9	Terry Porter	.....	S.A. (20T)	.....	5/15/90
	9	Terry Porter	.....	S.A. (OT)	.....	5/19/90
	9	Terry Porter	.....	Detroit	.....	6/14/90
	9	Damon Stoudamire	.....	L.A. Lakers	.....	4/30/98
One Half .....	7	Terry Porter	.....	Detroit	.....	6/14/90
	7	Damon Stoudamire	.....	at Dallas	.....	5/4/03

## Free Throws Made

Game.....	16	Arvydas Sabonis	.....	at Utah	.....	4/25/96
One Half .....	13	Terry Porter	.....	Dallas	.....	4/26/90

## Free Throws Attempted

Game.....	20	Arvydas Sabonis	.....	at Utah	.....	4/25/96
One Half .....	14	Calvin Natt	.....	Seattle	.....	4/22/83
	14	Terry Porter	.....	Dallas	.....	4/26/90

## Free Throw Percentage

Game.....	1.000	Terry Porter (15/15)	.....	at Detroit (OT)	.....	6/7/90
	1.000	Isaiah Rider (14/14)	.....	Utah	.....	5/27/99
	1.000	Brandon Roy (13/13)	.....	at Houston	.....	4/26/09

## Offensive Rebounds

Game.....	10	Tom Owens	.....	at Seattle	.....	4/6/80
-----------	----	-----------	-------	------------	-------	--------

## Defensive Rebounds

Game.....	20	Bill Walton	.....	at Philadelphia	.....	6/3/77
	20	Bill Walton	.....	Philadelphia	.....	6/5/77

## Total Rebounds

Game.....	24	Bill Walton	.....	at Philadelphia	.....	6/3/77
One Half .....	13	Bill Walton	.....	at Philadelphia	.....	6/3/77

## Assists

Game.....	15	Rod Strickland	.....	Houston	.....	5/3/94
	15	Darnell Valentine	.....	at L.A. Lakers	.....	4/26/83
	15	Terry Porter	.....	Houston	.....	4/26/87
	15	Clyde Drexler	.....	Utah	.....	5/9/91
One Half .....	9	Darnell Valentine	.....	at L.A. Lakers	.....	4/26/83
	9	Clyde Drexler	.....	at Dallas	.....	4/20/85
	9	Clyde Drexler	.....	Utah	.....	5/9/91
	9	Terry Porter	.....	at L.A. Lakers	.....	5/26/91

## Steals

Game.....	8	Lionel Hollins	.....	at L.A. Lakers	.....	5/8/77
One Half .....	6	Lionel Hollins	.....	at L.A. Lakers	.....	5/8/77
	6	Clyde Drexler	.....	Phoenix	.....	5/23/90

## Turnovers

Game.....	8	Mychal Thompson	.....	at L.A. Lakers	.....	4/24/83
	8	Clyde Drexler	.....	at Denver	.....	4/20/86
	8	Clyde Drexler	.....	at San Antonio	.....	5/10/90
	8	Kevin Duckworth	.....	L.A. Lakers	.....	5/18/91
One Half .....	6	Kevin Duckworth	.....	at Utah	.....	5/4/88

## Blocked Shots

Game.....	8	Bill Walton	.....	Philadelphia	.....	6/5/77
One Half .....	5	Joel Przybilla	.....	at Houston	.....	4/30/09

*Bold indicates occurred in 2011 NBA playoffs*

**A RECORD PERFORMANCE --- Bill Walton, MVP of the 1977 NBA Finals, grabbed 23 rebounds (20 at the defensive end), swatted away eight Philadelphia shots and scored 20 points to lead Portland to a 109-107 win over the Sixers in the deciding game of the 1977 NBA Championship on June 5, 1977. The defensive rebound stat still stands as an NBA Finals record, while Orlando's Dwight Howard knocked off Walton's rejection mark with nine blocks in Game 4 of the 2009 NBA Finals.**



# Trail Blazers Team Playoff Highs

## Points

Game.....	153	at Phoenix (2OT).....	5/11/92
	130	Philadelphia.....	5/31/77
One half.....	75	L.A. Lakers.....	4/23/92
1st quarter.....	42	at Phoenix.....	5/11/92
2nd quarter.....	40	Philadelphia.....	6/5/77
	40	L.A. Lakers.....	4/23/92
3rd quarter.....	41	Philadelphia.....	5/31/77
	41	Phoenix.....	5/23/90
4th quarter.....	42	Philadelphia.....	5/29/77
	42	at L.A. Lakers.....	5/3/83
One OT period.....	20	Utah.....	5/26/92

## Field Goals Made

Game.....	57	at Dallas (2OT).....	4/18/85
	54	Philadelphia.....	5/31/77
One half.....	31	Philadelphia.....	5/31/77

## Field Goals Attempted

Game.....	107	at Denver (OT).....	5/1/77
	106	Philadelphia.....	5/29/77
	106	Utah.....	4/30/88
One half.....	57	Philadelphia.....	5/29/77

## Field Goal Percentage

Game.....	.598	at Denver (49 of 82).....	4/22/77
	.598	Dallas (49 of 82).....	5/2/03

## Three-Point Field Goals Made

Game.....	11	Phoenix.....	4/29/10
One half.....	7	San Antonio.....	5/15/90
	7	L.A. Lakers.....	4/30/98
	7	at Houston.....	4/24/09
	7	Phoenix.....	4/29/10

## Three-Point Field Goals Attempted

Game.....	25	at Dallas.....	4/30/03
One half.....	17	Phoenix.....	4/29/10

## Free Throws Made

Game.....	43	San Antonio.....	5/8/90
One half.....	27	San Antonio.....	5/8/90

## Free Throws Attempted

Game.....	53	at Phoenix (2OT).....	5/11/92
	51	San Antonio.....	5/8/90
One half.....	33	San Antonio.....	5/8/90
	33	Phoenix.....	5/5/92

## Free Throw Percentage

Game.....	1.000	at Chicago (21 of 21).....	6/14/92
	1.000	at Houston (17 of 17).....	4/26/09

*Bold indicates occurred in 2011 NBA playoffs*

## Rebounds

Offensive.....	26	L.A. Lakers.....	5/28/91
Defensive.....	48	at Philadelphia.....	6/3/77
Game.....	62	at Dallas (OT).....	4/20/85
	59	at Philadelphia.....	6/3/77
One Half.....	37	L.A. Lakers.....	5/21/91

## Assists

Game.....	37	Philadelphia.....	5/31/77
One half.....	23	L.A. Lakers.....	5/23/92
	23	Utah.....	5/16/92

## Personal Fouls

Game.....	40	Philadelphia.....	5/31/77
One half.....	23	Utah.....	5/9/91
	23	L.A. Lakers.....	5/20/00

## Steals

Game.....	17	L.A. Lakers.....	5/5/85
One half.....	11	Chicago.....	4/12/77
	11	L.A. Lakers.....	5/10/77
	11	Houston.....	4/26/87

## Blocked Shots

Game.....	13	at Chicago.....	4/15/77
One half.....	9	at Chicago.....	4/15/77

## Turnovers

Game.....	34	at Philadelphia.....	5/22/77
One half.....	19	at Philadelphia.....	5/22/77

## Disqualifications

Game.....	3	Chicago.....	5/17/77
	3	at Philadelphia.....	5/22/77
	3	L.A. Lakers.....	4/29/92
	3	Phoenix.....	5/2/95

## Margin of Victory

32 points.....	130-98	Philadelphia.....	5/31/77
29 points.....	106-77	at L.A. Lakers.....	5/22/00
26 points.....	102-76	at L.A. Lakers.....	5/2/92
25 points.....	113-88	Utah.....	5/16/92
24 points.....	113-89	Seattle.....	4/30/78
22 points.....	129-107	Philadelphia.....	5/29/77
22 points.....	101-79	L.A. Lakers.....	4/25/92
22 points.....	125-103	Dallas.....	5/2/03

## Highest Scores

153.....	153-151	at Phoenix (2OT).....	5/11/92
138.....	138-132	San Antonio (2OT).....	5/15/90
131.....	131-139	Dallas (OT).....	4/18/85
130.....	130-98	Philadelphia.....	5/31/77
129.....	129-107	Philadelphia.....	5/29/77

**GOTTA MAKE YOUR FREE THROWS --- The Trail Blazers converted all 21 of their free throws, an NBA Finals record, in the sixth and deciding game of the 1992 NBA Finals in Chicago on June 14.**





# Trail Blazers Team Playoff Lows

## Points

Game.....	63	San Antonio .....	6/4/99
One half.....	24	at Utah .....	5/5/96
1st quarter.....	11	Utah .....	4/29/96
	<b>11</b>	<b>Dallas .....</b>	<b>4/23/11</b>
2nd quarter.....	12	at Utah .....	5/5/96
	12	San Antonio .....	6/4/99
3rd quarter.....	8	San Antonio .....	6/4/99
4th quarter.....	5	at Utah .....	5/18/99
One OT period.....	4	at Denver.....	5/1/77

## Field Goals Made

Game.....	19	San Antonio.....	6/4/99
-----------	----	------------------	--------

## Field Goals Attempted

Game.....	64	Utah.....	5/23/99
	64	Utah.....	5/9/00

## Field Goal Percentage

Game.....	247	San Antonio (19 of 77).....	6/4/99
-----------	-----	-----------------------------	--------

## Free Throws Made

Game.....	5	Kansas City .....	4/5/81
-----------	---	-------------------	--------

## Free Throws Attempted

Game.....	8	Kansas City .....	4/5/81
-----------	---	-------------------	--------

## Free Throw Percentage

Game.....	.500	at Phoenix (13 of 26).....	5/25/90
-----------	------	----------------------------	---------

## Rebounds

Offensive.....	5	Chicago.....	4/12/77
	5	at L.A. Lakers .....	5/26/00
Defensive.....	15	Houston.....	4/18/09
Total.....	27	Chicago.....	4/17/77

## Assists

Game.....	10	Utah.....	5/23/99
	10	at Utah.....	5/25/99

## Personal Fouls

Game.....	12	Houston.....	4/28/09
-----------	----	--------------	---------

*Bold indicates occurred in 2011 NBA Playoffs*

## Steals

Game.....	2	L.A. Lakers .....	5/2/97
	2	at San Antonio.....	5/29/99
	<b>2</b>	<b>at Dallas.....</b>	<b>4/19/11</b>

## Blocked Shots

Game.....	0	Phoenix .....	4/26/84
	0	Dallas .....	4/25/85
	0	at L.A. Lakers .....	5/24/91
	0	Phoenix .....	5/2/95
	0	Dallas .....	4/25/03

## Turnovers

Game.....	6	Seattle .....	4/22/83
	6	Houston.....	5/3/94
	6	at Minnesota.....	4/30/00
	6	Houston.....	4/21/09

## Margin of Loss

38 points.....	64-102	at Utah .....	5/5/96
34 points.....	89-123	at Phoenix.....	5/25/90
33 points.....	89-122	at Chicago .....	6/3/92
29 points.....	90-119	at Phoenix.....	4/20/10
27 points.....	102-129	at Phoenix .....	4/28/95
27 points.....	81-108	Houston.....	4/18/09
24 points.....	101-125	at L.A. Lakers.....	4/27/85
23 points.....	98-121	at San Antonio.....	5/10/90

## Lowest Scores

63.....	63-85	San Antonio .....	6/4/99
64.....	64-102	at Utah .....	5/5/96
71.....	71-88	at Utah .....	5/25/99
76.....	76-80	at San Antonio.....	5/29/99
76.....	76-92	at Houston.....	4/30/09
77.....	77-95	at L.A. Lakers.....	4/25/97
80.....	80-94	San Antonio .....	6/6/99
81.....	81-75	Utah .....	5/23/99
81.....	81-79	Utah .....	5/16/00
81.....	81-108	Houston .....	4/18/09
<b>81.....</b>	<b>81-89</b>	<b>at Dallas.....</b>	<b>4/16/11</b>
<b>82.....</b>	<b>82-93</b>	<b>at Dallas.....</b>	<b>4/25/11</b>
83.....	83-93	at Utah.....	5/18/99
83.....	83-86	at Houston .....	4/24/09

**CITY OF THORNS --- The Trail Blazers won all 10 of their home playoff games en route to the 1977 NBA Championship, becoming the first team in NBA history to accomplish the feat. The 10 consecutive games won at home in a postseason ties an NBA record with five other teams: Boston in 1986, the Lakers in 1987, Detroit in 1990, Chicago in 1996 and Utah in 1997. The 1977 Trail Blazers were 14-5 overall in the playoffs. In Memorial Coliseum, they were 2-0 against Chicago, 3-0 against Denver, 2-0 vs. the Lakers and 3-0 in the NBA Finals series with Philadelphia.**



# Trail Blazers Top Postseason Averages

## Points

1. Billy Ray Bates.....	28.3	1981 (3 games)
2. Kiki Vandeweghe.....	28.0	1986 (4 games)
3. Clyde Drexler.....	27.7	1989 (3 games)
4. Brandon Roy.....	26.7	2009 (6 games)
5. Clyde Drexler.....	26.3	1992 (21 games)
6. Rasheed Wallace.....	25.3	2002 (3 games)
7. Mychal Thompson.....	25.0	1981 (3 games)
Billy Ray Bates.....	25.0	1980 (3 games)
9. Kiki Vandeweghe.....	24.8	1987 (4 games)
10. Clyde Drexler.....	24.0	1987 (4 games)

## Rebounds

1. Kermit Washington.....	17.3	1981 (3 games)
2. Bill Walton.....	15.2	1977 (19 games)
3. Kenny Carr.....	13.3	1986 (4 games)
4. Maurice Lucas.....	12.5	1978 (6 games)
5. Rasheed Wallace.....	12.3	2002 (3 games)
6. Kevin Duckworth.....	11.0	1988 (4 games)
7. Brian Grant.....	10.8	1998 (4 games)
8. Maurice Lucas.....	10.7	1979 (3 games)
9. Mychal Thompson.....	10.3	1979 (3 games)
Kermit Washington.....	10.3	1980 (3 games)

## Assists

1. Rod Strickland.....	12.3	1995 (3 games)
2. Terry Porter.....	10.0	1987 (4 games)
3. Rod Strickland.....	9.8	1994 (4 games)
4. Damon Stoudamire.....	9.5	1998 (4 games)
5. Rod Strickland.....	9.3	1993 (4 games)
6. Clyde Drexler.....	9.2	1985 (9 games)
7. Darnell Valentine.....	8.7	1983 (7 games)
8. Darnell Valentine.....	8.4	1984 (5 games)
Rod Strickland.....	8.4	1996 (5 games)
10. Kelvin Ransey.....	8.3	1981 (3 games)
Clyde Drexler.....	8.3	1989 (3 games)
Terry Porter.....	8.3	1989 (3 games)

## Steals

1. Larry Steele.....	3.33	1979 (3 games)
Jerome Kersey.....	3.33	1989 (3 games)
3. Clyde Drexler.....	3.00	1988 (4 games)
Bonzi Wells.....	3.00	2003 (7 games)
5. Kermit Washington.....	2.67	1981 (3 games)
Scottie Pippen.....	2.67	2001 (3 games)
7. Clyde Drexler.....	2.56	1985 (9 games)
8. Clyde Drexler.....	2.52	1990 (21 games)
9. Terry Porter.....	2.50	1987 (4 games)
Terry Porter.....	2.50	1988 (4 games)

## Blocks

1. Bill Walton.....	3.37	1977 (19 games)
2. Ron Brewer.....	3.00	1979 (3 games)
Mychal Thompson.....	3.00	1981 (3 games)
4. Sam Bowie.....	2.33	1985 (9 games)
Sam Bowie.....	2.33	1989 (3 games)
Arvydas Sabonis.....	2.33	2001 (3 games)
7. Caldwell Jones.....	2.00	1988 (4 games)
Joel Przybilla.....	2.00	2009 (6 games)
9. LaMarcus Aldridge.....	1.83	2010 (6 games)
10. Clifford Robinson.....	1.75	1993 (4 games)
Kelvin Cato.....	1.75	1998 (4 games)

## Field Goal Percentage (min. 10 FG made)

1. Jim Brewer.....	1.000 (10-10)....	1980 (3 games)
2. Buck Williams.....	.679 (19-28)....	1994 (4 games)
3. Arvydas Sabonis.....	.667 (24-36)....	2003 (6 games)
4. Mychal Thompson..	.608 (31-51)....	1981 (3 games)
5. Audie Norris.....	.594 (19-32)....	1985 (8 games)
6. Bob Gross.....	.591 (110-186)..	1977 (19 games)
Dave Twardzik.....	.591 (55-93)..	1977 (14 games)
8. Rasheed Wallace.....	.589 (33-56)....	1997 (4 games)
9. Jim Paxson.....	.586 (68-116)....	1983 (7 games)
10. Dale Davis.....	.583 (14-24)....	2003 (6 games)

## Free Throw Percentage (min. 10 FT made)

1. Kiki Vandeweghe..	1.000 (32-32)....	1986 (4 games)
Dave Twardzik.....	1.000 (14-14)....	1978 (6 games)
Damon Stoudamire	1.000 (13-13)..	1998 (4 games)
Damon Stoudamire	1.000 (13-13)..	2001 (3 games)
5. Damon Stoudamire	.952 (20-21)....	2003 (7 games)
6. Kenny Anderson....	.950 (19-20)....	1997 (4 games)
7. Kiki Vandeweghe..	.939 (31-33)....	1985 (9 games)
8. Steve Smith.....	.938 (15-16)....	2001 (3 games)
9. Darnell Valentine..	.935 (29-31)....	1985 (9 games)
10. Dave Twardzik.....	.917 (11-12)....	1979 (3 games)

## Three-Point Percentage (min. 5 3-PT made)

1. Rasheed Wallace.....	.615 (8-13)..	2000 (16 games)
2. Dontonio Wingfield..	.600 (6-10)....	1996 (5 games)
3. Harvey Grant.....	.556 (5-9)....	1995 (3 games)
Arvydas Sabonis.....	.556 (5-9)....	1996 (5 games)
5. Steve Smith.....	.547 (29-53)..	2000 (16 games)
6. Scottie Pippen.....	.545 (6-11)....	2002 (3 games)
7. Walt Williams.....	.533 (8-15)....	1998 (4 games)
8. Rod Strickland.....	.500 (6-12)....	1996 (5 games)
9. Damon Stoudamire	.484 (15-31)....	2003 (7 games)
10. Rudy Fernandez....	.478 (11-23)....	2010 (6 games)

\*Minimum three games

*Bold indicates occurred in 2011 NBA Playoffs*



# Trail Blazers Top Playoff Series Averages

## Points

1. Clyde Drexler.....	31.4	1992 (vs. Pho.)
2. Billy Ray Bates.....	28.3	1981 (vs. KC)
3. Kiki Vandeweghe.....	28.0	1986 (vs. Den.)
4. Clyde Drexler.....	27.7	1989 (vs. LAL)
5. Brandon Roy.....	26.7	2009 (vs. Hou.)
6. Clyde Drexler.....	26.4	1990 (vs. Det.)
7. Clyde Drexler.....	26.3	1992 (vs. LAL)
8. Terry Porter.....	26.0	1992 (vs. Utah)
9. Kiki Vandeweghe.....	25.8	1985 (vs. Dal.)
Terry Porter.....	25.8	1992 (vs. Pho.)

## Rebounds

1. Bill Walton.....	19.0	1977 (vs. Phi.)
2. Kermit Washington.....	17.3	1981 (vs. KC)
3. Bill Walton.....	14.8	1977 (vs. LAL)
4. Kenny Carr.....	13.3	1986 (vs. Den.)
5. Bill Walton.....	13.0	1977 (vs. Den.)
Buck Williams.....	13.0	1990 (vs. Dal.)
7. Maurice Lucas.....	12.5	1978 (vs. Sea.)
8. Bill Walton.....	12.3	1977 (vs. Chi.)
Buck Williams.....	12.3	1992 (vs. LAL)
Rasheed Wallace.....	12.3	2002 (vs. LAL)

## Assists

1. Rod Strickland.....	12.3	1995 (vs. Pho.)
2. Darnell Valentine.....	11.0	1983 (vs. LAL)
3. Terry Porter.....	10.0	1987 (vs. Hou.)
4. Rod Strickland.....	9.8	1994 (vs. Hou.)
5. Clyde Drexler.....	9.6	1991 (vs. Utah)
6. Damon Stoudamire.....	9.5	1998 (vs. LAL)
7. Clyde Drexler.....	9.3	1985 (vs. Dal.)
Rod Strickland.....	9.3	1993 (vs. SA)
9. Clyde Drexler.....	9.2	1985 (vs. LAL)
10. Damon Stoudamire.....	9.0	1999 (vs. Pho.)

## Steals

1. Clyde Drexler.....	4.33	1990 (vs. Dal.)
2. Lionel Hollins.....	4.25	1977 (vs. LAL)
3. Larry Steele.....	3.33	1979 (vs. Pho.)
Jerome Kersey.....	3.33	1989 (vs. LAL)
5. Jerome Kersey.....	3.20	1992 (vs. Pho.)
6. Johnny Davis.....	3.00	1977 (vs. LAL)
Lionel Hollins.....	3.00	1977 (vs. Chi.)
Clyde Drexler.....	3.00	1985 (vs. LAL)
Clyde Drexler.....	3.00	1988 (vs. Utah)
Bonzi Wells.....	3.00	2003 (vs. Dal.)

## Blocks

1. Bill Walton.....	4.33	1977 (vs. Chi.)
2. Maurice Lucas.....	3.67	1977 (vs. Chi.)
Bill Walton.....	3.67	1977 (vs. Phi.)
4. Bill Walton.....	3.33	1977 (vs. Den.)
5. Ron Brewer.....	3.00	1979 (vs. Pho.)
Mychal Thompson.....	3.00	1981 (vs. KC)
Sam Bowie.....	3.00	1985 (vs. Dal.)
8. Arvydas Sabonis.....	2.67	1999 (vs. Pho.)
9. Wayne Cooper.....	2.50	1990 (vs. SA)
10. Arvydas Sabonis.....	2.33	2001 (vs. LAL)
Sam Bowie.....	2.33	1989 (vs. LAL)

## Field Goal Percentage (min. 10 FG made)

1. Jim Brewer.....	1.000 (10-10).....	1980 (vs. Sea.)
2. Dave Twardzik.....	.731 (19-26).....	1977 (vs. Chi.)
3. Brian Grant.....	.719 (23-32).....	1999 (vs. Pho.)
4. Clifford Robinson.....	.688 (22-32).....	1991 (vs. Sea.)
5. Buck Williams.....	.679 (19-28).....	1994 (vs. Hou.)
6. Bob Gross.....	.667 (46-69).....	1977 (vs. Phi.)
Arvydas Sabonis.....	.667 (24-36).....	2003 (vs. Dal.)
8. Buck Williams.....	.656 (21-32).....	1992 (vs. LAL)
9. Bob Gross.....	.647 (22-34).....	1977 (vs. Chi.)
10. Maurice Lucas.....	.625 (30-48).....	1977 (vs. Chi.)

## Free Throw Percentage (min. 10 FT made)

1. Kiki Vandeweghe.....	1.000 (32-32).....	1986 (vs. Den.)
Dave Twardzik.....	1.000 (14-14).....	1978 (vs. Sea.)
Darnell Valentine.....	1.000 (14-14).....	1985 (vs. Dal.)
Kiki Vandeweghe.....	1.000 (14-14).....	1985 (vs. Dal.)
Damon Stoudamire.....	1.000 (13-13).....	1998 (vs. LAL)
Damon Stoudamire.....	1.000 (13-13).....	2001 (vs. LAL)
Steve Smith.....	1.000 (11-11).....	2000 (vs. Min.)
Arvydas Sabonis.....	1.000 (10-10).....	1999 (vs. Pho.)
Detlef Schrempf.....	1.000 (10-10).....	2000 (vs. Min.)
10. Damon Stoudamire.....	.952 (20-21).....	2003 (vs. Dal.)

## Three-Point Percentage (min. 5 3-PT made)

1. Terry Porter.....	.643 (9-14).....	1992 (vs. LAL)
2. Rasheed Wallace.....	.636 (7-11).....	2000 (vs. LAL)
3. Danny Ainge.....	.600 (6-10).....	1992 (vs. LAL)
Dontonio Wingfield.....	.600 (6-10).....	1996 (vs. Utah)
Steve Smith.....	.600 (15-25).....	2000 (vs. LAL)
6. Harvey Grant.....	.556 (5-9).....	1995 (vs. Pho.)
Arvydas Sabonis.....	.556 (5-9).....	1996 (vs. Utah)
8. Scottie Pippen.....	.545 (6-11).....	2002 (vs. LAL)
9. Walt Williams.....	.533 (8-15).....	1998 (vs. LAL)
10. Terry Porter.....	.529 (18-34).....	1992 (vs. Utah)

\*Minimum three games for first round series, four games for all other series

*Bold indicates occurred in 2011 NBA Playoffs*



# Top Trail Blazers Playoff Performances

## Points

Bonzi Wells	45	at Dallas	4/23/03
Clyde Drexler	42	at L.A. Lakers	4/29/92
Brandon Roy	42	Houston	4/21/09
Terry Porter	41	at Utah	5/19/92
Mychal Thompson	40	at Kansas City	4/3/81
Clyde Drexler	39	Seattle	4/26/91
Terry Porter	38	San Antonio (2OT)	5/15/90
Clyde Drexler	37	at Phoenix	5/9/92
Kiki Vandeweghe	36	at Denver	4/20/86
Terry Porter	36	San Antonio (2OT)	5/19/90
Clyde Drexler	36	Utah	5/19/92
Lionel Hollins	35	at Seattle	4/26/78
Clyde Drexler	35	San Antonio (2OT)	5/15/90

## Rebounds

Bill Walton	24	at Philadelphia	6/3/77
Bill Walton	23	Philadelphia	6/5/77
Bill Walton	20	at Philadelphia	5/22/77
Sam Bowie	20	at Dallas (2OT)	4/20/85
Bill Walton	18	Philadelphia	5/29/77
Kermit Washington	18	at Kansas City (OT)	4/3/81
Kenny Carr	18	Denver	4/24/86
<b>Marcus Camby</b>	<b>18</b>	<b>at Dallas</b>	<b>4/16/11</b>
Bill Walton	17	at Chicago	4/15/77
Bill Walton	17	at L.A. Lakers	5/8/77
Mychal Thompson	17	Phoenix	4/13/79
Kermit Washington	17	Kansas City (OT)	4/1/81
Kermit Washington	17	Kansas City	4/5/81
Marcus Camby	17	at Phoenix	4/18/10

## Assists

Darnell Valentine	15	at L.A. Lakers	4/26/83
Terry Porter	15	Houston	4/26/87
Clyde Drexler	15	Utah	5/9/91
Rod Strickland	15	Houston	5/3/94
Darnell Valentine	14	L.A. Lakers (OT)	4/29/83
Clyde Drexler	14	L.A. Lakers	5/3/85
Damon Stoudamire	14	L.A. Lakers	4/26/98
Darnell Valentine	13	at Phoenix	4/24/84
Darnell Valentine	13	at Dallas (2OT)	4/18/85
Clyde Drexler	13	Phoenix	5/7/92
Rod Strickland	13	at Phoenix	4/28/95
Damon Stoudamire	13	Phoenix	5/10/99

## Field Goals Made

Bonzi Wells	16	at Dallas	4/23/03
Billy Ray Bates	16	Kansas City	4/4/81
Lionel Hollins	15	at Seattle	4/26/78
Mychal Thompson	15	at Kansas City (OT)	4/3/81
Clyde Drexler	15	at Phoenix	5/9/92
Brandon Roy	15	Houston	4/21/09
Maurice Lucas	14	Chicago	4/12/77
Kevin Duckworth	14	at Utah	5/6/88
Clyde Drexler	14	at L.A. Lakers	4/27/89
Jerome Kersey	14	at Phoenix	5/27/90
Clyde Drexler	14	Detroit	6/12/90
Clyde Drexler	14	Seattle	4/26/91
Clyde Drexler	14	at L.A. Lakers (OT)	4/29/92
Clyde Drexler	14	Phoenix	5/14/92

*Bold indicates occurred in 2011 NBA playoffs*

## Field Goals Attempted

Clyde Drexler	30	at Phoenix	5/9/92
Lionel Hollins	28	at Seattle	4/26/78
Billy Ray Bates	28	Kansas City	4/5/81
Lionel Hollins	27	at L.A. Lakers	5/8/77
Clyde Drexler	27	at L.A. Lakers	4/27/89
Rasheed Wallace	27	at L.A. Lakers	4/25/02
Brandon Roy	27	Houston	4/21/09
Kelvin Ransey	26	at Kansas City (OT)	4/3/81
Rasheed Wallace	26	at L.A. Lakers	6/4/00

## Free Throws Made

Arvydas Sabonis	16	at Utah	4/25/96
Darnell Valentine	15	at Phoenix	4/22/84
Terry Porter	15	Dallas	4/26/90
Terry Porter	15	at Detroit (OT)	6/7/90
Terry Porter	14	San Antonio (OT)	5/19/90
Isaiah Rider	14	Utah	5/27/99
Terry Porter	13	Utah	5/19/92
Brandon Roy	13	at Houston	4/26/09
Calvin Natt	12	Seattle	4/22/83
Kiki Vandeweghe	12	at Denver	4/18/86
Kiki Vandeweghe	12	at Denver	4/20/86
Clyde Drexler	12	Utah	4/28/88
Jerome Kersey	12	Utah	5/9/91
Clyde Drexler	12	at L.A. Lakers (OT)	4/29/92
Terry Porter	12	at L.A. Lakers	5/3/92
Terry Porter	12	Phoenix	5/5/92
Terry Porter	12	at Utah	5/24/92
Clyde Drexler	12	Chicago	6/7/92
Clyde Drexler	12	Chicago	6/12/92

## Free Throws Attempted

Arvydas Sabonis	20	at Utah	4/25/96
Calvin Natt	17	Seattle	4/22/83
Darnell Valentine	16	at Phoenix	4/22/84
Steve Johnson	16	at Houston	4/28/87
Terry Porter	16	Dallas	4/26/90
Terry Porter	16	San Antonio (OT)	5/19/90

## Steals

Lionel Hollins	8	at L.A. Lakers	5/8/77
Clyde Drexler	6	L.A. Lakers	5/6/85
Clyde Drexler	6	Utah	4/30/88
Jerome Kersey	6	San Antonio (OT)	5/19/90
Clyde Drexler	6	Phoenix	5/23/90
Scottie Pippen	6	at L.A. Lakers	5/30/00

## Blocked Shots

Bill Walton	8	Philadelphia	6/5/77
Bill Walton	6	at Chicago	4/15/77
Clifford Robinson	6	San Antonio	5/1/93
Maurice Lucas	5	at Chicago	4/15/77
Bill Walton	5	Denver	4/26/77
Bill Walton	5	Denver	5/2/77
Ron Brewer	5	at Phoenix	4/15/79
Mychal Thompson	5	at Kansas City (OT)	4/3/81
Sam Bowie	5	at Dallas (2OT)	4/18/85
Sam Bowie	5	at Dallas (OT)	4/20/85
Clifford Robinson	5	San Antonio	5/12/90
LaMarcus Aldridge	5	at Houston	4/24/09
Joel Przybilla	5	at Houston	4/30/09



# Two-Team Playoff Highs

## Points

Game.....	304	at Phoenix (2OT) .....	5/11/92
	259	at L.A. Lakers .....	5/7/85
	259	at Denver.....	4/18/86
One half.....	141	Utah .....	5/9/91
1st quarter.....	71	Phoenix.....	4/20/84
	71	at L.A. Lakers .....	4/30/85
	71	at Phoenix.....	5/11/92
2nd quarter.....	73	Dallas .....	4/25/03
3rd quarter.....	73	at Kansas City.....	5/3/81
	73	Phoenix.....	5/23/90
4th quarter.....	76	at L.A. Lakers .....	5/7/85
	76	Utah .....	5/9/91
One OT period....	36	at L.A. Lakers .....	4/29/92

## Field Goals Made

Game.....	111	at Dallas (2OT).....	4/18/85
	100	at Denver.....	4/18/86
One half.....	53	at Dallas.....	4/20/85

## Field Goals Attempted

Game.....	214	at Dallas (2OT).....	4/18/85
	211	at L.A. Lakers .....	4/27/85
One half.....	106	at L.A. Lakers .....	4/27/85

## Three-Point Field Goals Made

Game.....	23	Phoenix.....	4/29/10
One half.....	12	Phoenix.....	4/29/10

## Three-Point Field Goals Attempted

Game.....	49	at Phoenix.....	4/18/10
One half.....	27	Dallas .....	4/25/03

## Free Throws Made

Game.....	81	at Phoenix (2OT) .....	5/11/92
	77	at Utah .....	5/24/92
One half.....	56	Utah .....	5/9/91

## Free Throws Attempted

Game.....	104	at Phoenix (2OT) .....	5/11/92
	94	at Utah .....	5/24/92
One half.....	65	Utah .....	5/9/91

## Rebounds

Offensive.....	41	at L.A. Lakers .....	4/30/89
Defensive.....	92	at Denver (OT) .....	5/1/77
	84	at Philadelphia .....	6/3/77
Game.....	116	at Denver (OT) .....	5/1/77
	115	at L.A. Lakers .....	4/27/85
One Half.....	64	at Philadelphia .....	6/3/77
	64	at L.A. Lakers .....	4/27/85

## Assists

Game.....	70	at Phoenix (2OT) .....	5/11/92
	70	at Denver .....	4/22/77
One half.....	40	at Phoenix.....	5/25/90

## Personal Fouls

Game.....	75	at Phoenix (2OT).....	5/11/92
	74	Philadelphia .....	5/31/77
One half.....	39	at Denver.....	4/20/86
	39	Utah .....	5/9/91

## Steals

Game.....	29	Chicago.....	4/12/77
One half.....	19	L.A. Lakers .....	5/10/77

## Blocked Shots

Game.....	21	at Chicago.....	4/15/77
One half.....	15	at Chicago.....	4/15/77

## Turnovers

Game.....	55	Chicago.....	4/17/77
One half.....	33	Chicago.....	4/12/77

## Disqualifications

Game.....	6	San Antonio (2OT) .....	5/15/90
	6	at Phoenix (2OT) .....	5/11/92
	4	Chicago.....	4/17/77
	4	at Philadelphia .....	5/22/77
	4	at Denver.....	4/20/86
	4	Phoenix.....	5/2/95

*Bold indicates occurred in 2011 NBA playoffs*

**COMEBACK TO REMEMBER ---** Trailing by as many as 23 points, and down by 18 after three quaters, Portland staged a historic comeback to defeat Dallas, 84-82, in Game 4 of the 2011 First Round. The Trail Blazers became the third NBA team in the shot clock era to win a playoff game after trailing by at least 18 points entering the fourth quarter. Brandon Roy scored 18 of Portland's fourth-quarter points on 8-for-10 shooting in the epic come-from-behind win.



# Opponents Individual Playoff Highs

## Points

Game.....47	Charles Barkley .....	Phoenix.....	5/2/95
One Half ..35	Michael Jordan.....	at Chicago.....	6/3/92
OT period...9	Dan Issel .....	at Denver.....	5/1/77
	9 Kareem Abdul-Jabbar .....	at L.A. Lakers	4/29/83
	9 Rolando Blackman.....	at Dallas (2OT)	4/20/85
	9 Bill Laimbeer .....	at Detroit .....	6/7/90
	9 Kevin Johnson.....	at Phoenix.....	5/11/92

## Field Goals Made

Game.....19	Rolando Blackman .....	at Dallas (2OT)	4/18/85
	17 Kareem Abdul-Jabbar .....	at L.A. Lakers..	5/8/77
	17 Julius Erving.....	Philadelphia.....	6/5/77
	17 Norm Nixon.....	at L.A. Lakers..	5/3/83
	17 Karl Malone.....	at Utah.....	5/6/88
	17 Shaquille O'Neal.....	at L.A. Lakers	4/25/97
One Half ..14	Michael Jordan.....	at Chicago.....	6/3/92

## Field Goals Attempted

Game.....33	Rolando Blackman .....	at Dallas (2OT)	4/18/85
	30 Karl Malone.....	Utah.....	5/26/92
	30 Hakeem Olajuwon .....	at Houston.....	5/1/94
	30 Karl Malone.....	Utah.....	4/29/96
One Half ..21	Michael Jordan.....	at Chicago.....	6/3/92

## Three-Point Field Goals Made

Game.....8	Jason Richardson .....	Phoenix.....	4/22/10
One Half ....6	Michael Jordan.....	at Chicago.....	6/3/92

## Three-Point Field Goals Attempted

Game.....12	Jason Richardson .....	Phoenix.....	4/22/10
One Half ....9	Michael Jordan.....	at Chicago.....	6/3/92

## Free Throws Made

Game.....20	Karl Malone.....	Utah.....	5/9/91
One Half ..19	Karl Malone.....	Utah.....	5/9/91

*Bold indicates occurred in 2011 NBA playoffs*

## Free Throws Attempted

Game.....27	Shaquille O'Neal .....	at L.A. Lakers..	5/20/00
One Half ..27	Shaquille O'Neal .....	at L.A. Lakers..	5/20/00
One Qtr ..25	Shaquille O'Neal .....	at L.A. Lakers..	5/20/00

## Free Throw Percentage

Game..1.000..	Kevin Johnson (16/16)...	Phoenix ...	5/7/92
---------------	--------------------------	-------------	--------

## Rebounds

<b>Offensive 13.....</b>	<b>Tyson Chandler .</b>	<b>at Dallas.....</b>	<b>4/25/11</b>
Defensive..17.....	Karl Malone.....	at Utah.....	5/11/91
Game.....23.....	Marvin Webster..	at Seattle.....	4/23/78
One Half ..15.....	Marvin Webster..	at Seattle.....	4/23/78

## Assists

Game.....23	Magic Johnson.....	L.A. Lakers.....	5/3/85
	23 John Stockton.....	at Utah.....	4/25/96
One Half ..15	Magic Johnson.....	L.A. Lakers.....	5/3/85

## Steals

Game.....7	Bobby Jones .....	Denver .....	4/24/77
	7 Magic Johnson.....	at L.A. Lakers..	4/24/83
	7 T.R. Dunn.....	at Denver.....	4/20/86
One Half ....5	Bobby Jones .....	Denver .....	4/24/77
	5 Magic Johnson.....	at L.A. Lakers..	4/24/83
	5 Magic Johnson.....	at L.A. Lakers..	4/30/89

## Turnovers

Game.....9	Michael Cooper.....	L.A. Lakers.....	5/5/85
One Half ....7	Michael Cooper.....	L.A. Lakers.....	5/5/85
	7 Steve Nash.....	Phoenix.....	4/29/10

## Blocked Shots

Game....8	Kareem Abdul-Jabbar .....	L.A. Lakers.....	5/10/77
	8 Kareem Abdul-Jabbar .....	L.A. Lakers.....	5/1/83
	8 Hakeem Olajuwon .....	at Houston.....	4/28/87
	8 David Robinson.....	at San Antonio	5/10/90
One Half ..7	Hakeem Olajuwon .....	at Houston.....	4/28/87

**COMEBACK KINGS --- The 1977 Portland Trail Blazers became the second team in NBA Finals history to rally from an 0-2 start and win the championship, joining the 1969 Boston Celtics, who fell behind the Lakers, 0-2, before recovering to win the series in seven games. Coach Jack Ramsay's Trail Blazers, despite losing the opening two games in Philadelphia (including an 18-point setback in Game 2), swept the next four contests to win the NBA title. Since then, the only team in NBA Finals history to accomplish the feat was the 2006 Miami Heat, who fell behind Dallas, 0-2, before recovering to capture the championship in six games.**





# Opponents Team Playoff Highs

## Points

Game.....	151	at Phoenix (2OT) .....	5/11/92
	139	at L.A. Lakers .....	5/7/85
One half .....	75	Utah .....	5/9/91
1st quarter .....	40	at Phoenix.....	5/25/90
2nd quarter .....	41	at Houston.....	4/30/87
3rd quarter .....	40	at Dallas.....	4/18/85
4th quarter .....	45	Utah .....	5/9/91
One OT period.....	19	at L.A. Lakers .....	4/29/92

## Field Goals Made

Game.....	54	at Dallas (2OT).....	4/18/85
	53	Houston.....	4/24/87
One half .....	32	at L.A. Lakers .....	4/27/85

## Field Goals Attempted

Game.....	115	at Phoenix (2OT) .....	5/11/92
	107	at L.A. Lakers .....	4/27/85
One half .....	54	Seattle.....	4/22/83
	54	at L.A. Lakers .....	4/27/85

## Field Goal Percentage

Game.....	.610	at Phoenix (50 of 82)....	4/25/90
-----------	------	---------------------------	---------

## Three-Point Field Goals Made

Game.....	13	Dallas .....	4/25/03
	13	Phoenix.....	4/22/10
One half .....	10	L.A. Lakers .....	6/2/00

## Three-Point Field Goals Attempted

Game.....	32	at Phoenix.....	4/18/10
One half .....	17	at Phoenix.....	4/18/10

## Free Throws Made

Game.....	48	Dallas.....	4/25/85
	48	at Utah .....	5/24/92
One half .....	35	Utah .....	5/9/91

## Free Throws Attempted

Game.....	55	Dallas.....	4/25/85
	55	at Utah .....	5/24/92
One half .....	38	Utah .....	5/9/91

## Free Throw Percentage (min. 15 FT made)

Game.....	.958	Utah (23 of 24).....	5/14/91
-----------	------	----------------------	---------

*Bold indicates occurred in 2011 NBA playoffs*

## Rebounds

Offensive.....	30	at Seattle.....	4/23/78
Defensive.....	49	at Denver (OT) .....	5/1/77
	46	at Philadelphia .....	5/26/77
Game.....	71	at Seattle.....	4/23/78
One half .....	38	at Seattle.....	4/23/78

## Assists

Game.....	38	at Phoenix.....	5/25/90
One half .....	25	at L.A. Lakers .....	5/27/85

## Personal Fouls

Game.....	38	at Phoenix (2OT) .....	5/11/92
	37	San Antonio .....	5/1/93
One half .....	22	at Philadelphia .....	6/3/77

## Steals

Game.....	16	at Philadelphia .....	5/22/77
One half .....	10	at Philadelphia .....	5/22/77

## Blocked Shots

Game.....	14	at L.A. Lakers .....	4/24/98
One half .....	8	at L.A. Lakers .....	4/24/98

## Turnovers

Game.....	36	Chicago.....	4/17/77
One half .....	19	Chicago.....	4/12/77
	19	Chicago.....	4/17/77

## Disqualifications

Game.....	4	San Antonio (2OT) .....	5/15/90
	4	at Phoenix (2OT) .....	5/11/92
	2	Phoenix.....	5/20/84
	2	at Denver.....	5/20/86
	2	Detroit.....	6/12/90
	2	Phoenix.....	5/5/92

## Highest Scores

151 .....	151-153	at Phoenix (2OT).....	5/11/92
139.....	139-131	Dallas (OT) .....	4/18/85
139.....	139-120	at L.A. Lakers .....	5/7/85
134.....	134-118	at L.A. Lakers .....	4/30/85
133.....	133-126	at Denver.....	4/18/86
132.....	132-138	San Antonio (OT) .....	5/15/90
130.....	130-126	L.A. Lakers .....	5/3/85
129.....	129-102	at Phoenix .....	4/28/95
128.....	128-108	at L.A. Lakers .....	4/27/89

**SHAQ AT THE LINE --- The L.A. Lakers' Shaquille O'Neal went to the free throw line 59 times in the 1997 First Round against Portland, setting an NBA four-game playoff series record. He converted 38 of his attempts, good for 64.4%. In the 2000 Western Conference Finals against the Trail Blazers, he came up one attempt shy of matching Charles Barkley's seven-game series record of 100 attempts, making 51 of 99 (51.5%).**



# Opponents Team Playoff Lows

## Points

Game.....	75	Utah .....	5/23/99
	75	Utah .....	5/7/00
One half.....	27	Dallas .....	4/27/03
1st quarter.....	11	at Utah .....	5/20/99
	11	Utah .....	5/23/99
2nd quarter.....	12	Houston.....	4/26/87
3rd quarter.....	8	at L.A. Lakers .....	5/22/00
4th quarter.....	13	Minnesota .....	4/23/00
	13	at Minnesota .....	5/2/00
	13	at Utah .....	5/14/00
One OT period.....	6	Seattle .....	4/4/80
	6	San Antonio .....	5/15/90

## Field Goals Made

Game.....	26	Utah .....	5/27/99
-----------	----	------------	---------

## Field Goals Attempted

Game.....	62	at L.A. Lakers .....	4/27/97
-----------	----	----------------------	---------

## Field Goal Percentage

Game.....	.340	at Seattle (36 of 106) .....	4/23/78
-----------	------	------------------------------	---------

## Free Throws Made

Game.....	4	Kansas City.....	4/1/81
-----------	---	------------------	--------

## Free Throws Attempted

Game.....	8	Kansas City.....	4/1/81
-----------	---	------------------	--------

## Free Throw Percentage

Game.....	.481	L.A. Lakers (13 of 27).....	6/2/00
-----------	------	-----------------------------	--------

*Bold indicates occurred in 2011 NBA playoffs*

## Rebounds

Offensive.....	3	Houston.....	4/28/09
Defensive.....	15	Dallas .....	5/2/03
Total.....	24	L.A. Lakers .....	4/23/92

## Assists

Game.....	12	at Seattle.....	4/23/78
	12	Houston.....	4/21/09

## Personal Fouls

Game.....	13	at Houston.....	4/30/09
-----------	----	-----------------	---------

## Steals

Game.....	1	at Seattle.....	4/26/78
	1	at Phoenix .....	5/27/90
	1	Houston.....	4/21/09
	1	at Phoenix .....	4/18/10

## Blocked Shots

Game.....	0	at Philadelphia .....	5/22/77
	0	at Dallas .....	4/23/03

## Turnovers

Game .....	6	Dallas .....	4/25/03
	<b>6</b>	<b>Dallas .....</b>	<b>4/19/11</b>

## Lowest Scores

75.....	75-81	Utah .....	5/23/99
75.....	75-94	Utah .....	5/7/00
76 .....	76-102	at L.A. Lakers .....	5/3/92
77.....	77-85	at Minnesota .....	5/2/00
77.....	77-106	at L.A. Lakers.....	5/22/00
77.....	77-88	Houston .....	4/28/09
79 .....	79-101	L.A. Lakers .....	4/25/92
79.....	79-81	Utah .....	5/16/00
79.....	79-98	Dallas.....	4/27/03
80.....	80-92	Utah .....	5/27/99
80.....	80-76	at San Antonio .....	5/29/99

**21 IN A ROW --- The Trail Blazers' run of 21 consecutive playoff appearances came to an end in 2003-04. The Trail Blazers battled down to the final week of the season before missing the cut for the first time since 1982. Their string of 21 straight is the second longest in NBA history and just one short of the league record of 22 set by the Syracuse/Philadelphia franchise from 1950 to 1971. The longest current streak is now 13, owned by the Los Angeles Lakers. The Trail Blazers have missed the playoffs only 12 times in their 40 years in the league, with six of those misses coming in the franchise's first six seasons.**



# Opponents Top Playoff Performances

## Points

Charles Barkley	47	Phoenix	5/2/95
Michael Jordan	46	Chicago	6/12/92
Hakeem Olajuwon	46	at Houston	5/1/94
Shaquille O'Neal	46	at L.A. Lakers	4/25/97
Dirk Nowitzki	46	at Dallas	4/19/03
Rolando Blackman	42	at Dallas (2OT)	4/18/85
Jason Richardson	42	Phoenix	4/22/10
Rolando Blackman	41	at Dallas (OT)	4/20/85
Shaquille O'Neal	41	at L.A. Lakers	5/20/00
David Thompson	40	Denver	4/24/77
Kareem Abdul-Jabbar	40	at L.A. Lakers	5/8/77
Julius Erving	40	Philadelphia	6/5/77
Calvin Natt	40	at Denver	4/18/86
Karl Malone	40	Utah	5/9/91
Dirk Nowitzki	40	Dallas	4/25/03

## Rebounds

Marvin Webster	23	at Seattle	4/24/78
Karl Malone	21	at Utah	5/11/91
Shaquille O'Neal	21	at L.A. Lakers	5/30/00
Kareem Abdul-Jabbar	20	L.A. Lakers	5/10/77
Shaquille O'Neal	20	L.A. Lakers	4/22/01
<b>Tyson Chandler</b>	<b>20</b>	<b>at Dallas</b>	<b>4/25/11</b>
Sam Perkins	19	at Dallas (OT)	4/20/85
Karl Malone	19	at Utah	5/28/92
Dan Issel	18	at Denver (OT)	5/1/77
Danny Vranes	18	Seattle	4/22/83
Kareem Abdul-Jabbar	17	at L.A. Lakers	5/8/77
Kareem Abdul-Jabbar	17	L.A. Lakers	5/5/85
Roy Tarpley	17	Dallas	4/28/90
Bill Laimbeer	17	Detroit	6/14/90
David Robinson	17	at S. A. (OT)	5/7/93
Karl Malone	17	at Utah	5/20/99

## Assists

Magic Johnson	23	L.A. Lakers	5/3/85
John Stockton	23	at Utah	4/25/96
Magic Johnson	21	L.A. Lakers	5/18/91
Magic Johnson	19	at L.A. Lakers	5/7/85
Magic Johnson	19	at L.A. Lakers	5/24/91
Magic Johnson	18	at L.A. Lakers	4/24/83
Magic Johnson	18	at L.A. Lakers	4/30/85
Rod Strickland	17	at San Antonio	5/19/90
Kevin Johnson	17	at Phoenix	5/27/90
John Stockton	16	at Utah	5/4/88
Magic Johnson	16	at L.A. Lakers	4/27/89
John Stockton	16	Utah	5/7/91
Kevin Johnson	16	at Phoenix	5/9/92
Steve Nash	16	at Phoenix	4/20/10

## Field Goals Made

Rolando Blackman	19	at Dallas (2OT)	4/18/85
Kareem Abdul-Jabbar	17	at L.A. Lakers	5/8/77
Julius Erving	17	Philadelphia	6/5/77
Norm Nixon	17	at L.A. Lakers	5/3/83
Karl Malone	17	at Utah	5/6/88
Shaquille O'Neal	17	at L.A. Lakers	4/25/97

*Bold indicates occurred in 2011 NBA playoffs*

## Field Goals Attempted

Rolando Blackman	33	at Dallas (2OT)	4/18/85
Michael Jordan	32	at Chicago (OT)	6/5/92
Karl Malone	30	Utah	5/26/92
Hakeem Olajuwon	30	at Houston	5/1/94
Karl Malone	30	Utah	4/29/96
David Thompson	29	Denver	4/24/77
Julius Erving	29	Philadelphia	6/5/77
Karl Malone	29	at Utah	5/6/88
Karl Malone	29	at Utah	5/11/91

## Free Throws Made

Karl Malone	20	Utah	5/9/91
Karl Malone	17	at Utah	5/4/88
Magic Johnson	16	at L.A. Lakers	5/7/85
John Stockton	16	Utah	4/30/88
Michael Jordan	16	Chicago	6/12/92
Magic Johnson	15	L.A. Lakers	5/5/85
<b>Dirk Nowitzki</b>	<b>15</b>	<b>at Dallas</b>	<b>4/19/11</b>

## Free Throws Attempted

Shaquille O'Neal	27	at L.A. Lakers	5/20/00
Karl Malone	22	at Utah	5/4/88
Karl Malone	22	Utah	5/9/91
John Stockton	19	Utah	4/30/88
Michael Jordan	19	Chicago	6/12/92
Shaquille O'Neal	18	at L.A. Lakers	4/25/97
Magic Johnson	17	at L.A. Lakers	5/7/85
<b>Dirk Nowitzki</b>	<b>17</b>	<b>at Dallas</b>	<b>4/19/11</b>
Magic Johnson	16	L.A. Lakers	5/5/85
Hakeem Olajuwon	16	at Houston	4/28/87
Karl Malone	16	Utah	4/30/88
Shaquille O'Neal	16	L.A. Lakers	4/30/97
Shaquille O'Neal	16	L.A. Lakers	4/28/02

## Steals

Bobby Jones	7	Denver	4/24/77
Magic Johnson	7	at L.A. Lakers	4/24/83
T.R. Dunn	7	at Denver	4/20/86
David Thompson	6	at Denver (OT)	5/1/77
Steve Mix	6	at Philadelphia	5/22/77
Dennis Johnson	6	at Seattle	4/6/80
Kyle Macy	6	Phoenix	4/26/84
Kareem Abdul-Jabbar	6	L.A. Lakers	5/5/85
Karl Malone	6	Utah	5/1/96

## Blocked Shots

Kareem Abdul-Jabbar	8	L.A. Lakers	5/10/77
Kareem Abdul-Jabbar	8	L.A. Lakers	5/1/83
Hakeem Olajuwon	8	at Houston	4/28/87
David Robinson	8	at San Antonio	5/10/90
David Robinson	7	at S. A. (OT)	5/7/93
David Robinson	7	San Antonio	6/4/99
Kareem Abdul-Jabbar	6	at L.A. Lakers	4/24/83
Mark Eaton	6	Utah	4/30/88
David Robinson	6	at San Antonio	5/17/90
Benoit Benjamin	6	at Seattle	5/2/91
Hakeem Olajuwon	6	at Houston	4/29/94
Hakeem Olajuwon	6	at Houston	5/1/94



# Trail Blazers Career Playoff Leaders

## Games Played

1. Drexler.....	94
2. Kersey.....	91
3. Porter.....	84
4. C. Robinson.....	78
5. B. Williams.....	74
6. Duckworth.....	67
7. Sabonis.....	51
8. Wallace.....	50
9. Bryant.....	49
10. Stoudamire.....	46

## Minutes Played

1. Drexler.....	3,626
2. Porter.....	3,020
3. Kersey.....	2,794
4. B. Williams.....	2,586
5. C. Robinson.....	2,008
6. Duckworth.....	1,956
7. Wallace.....	1,891
8. Sabonis.....	1,467
9. Stoudamire.....	1,460
10. Lucas.....	1,131

## Points

1. Drexler.....	2,015
2. Porter.....	1,527
3. Kersey.....	1,392
4. Wallace.....	864
5. C. Robinson.....	806
6. Duckworth.....	785
7. B. Williams.....	774
8. Sabonis.....	617
9. Lucas.....	549
10. M. Thompson.....	509

## Assists

1. Drexler.....	640
2. Porter.....	527
3. Stoudamire.....	229
4. Kersey.....	205
5. Valentine.....	161
6. Strickland.....	157
7. C. Robinson.....	128
8. Hollins.....	123
9. Lucas.....	117
10. Walton.....	108

## FGs Made

1. Drexler.....	746
2. Kersey.....	535
3. Porter.....	513
4. Wallace.....	332
5. Duckworth.....	323
6. C. Robinson.....	307
7. B. Williams.....	280
8. Lucas.....	228
9. Sabonis.....	222
10. M. Thompson.....	201

## FGs Attempted

1. Drexler.....	1,659
2. Kersey.....	1,120
3. Porter.....	1,060
4. C. Robinson.....	749
5. Duckworth.....	723
6. Wallace.....	691
7. B. Williams.....	548
8. Sabonis.....	491
9. Lucas.....	478
10. Hollins.....	436

## 3-Pt. FGs Made

1. Porter.....	113
2. Drexler.....	59
3. Stoudamire.....	48
4. Wallace.....	40
5. Ainge.....	33
S. Smith.....	33
Pippen.....	33
8. Fernandez.....	22
9. W. Williams.....	21
10. Anthony.....	19

## 3-Pt. FGs Attempted

1. Porter.....	263
2. Drexler.....	228
3. Stoudamire.....	122
4. Pippen.....	107
5. Wallace.....	95
6. Ainge.....	88
7. C. Robinson.....	79
8. Anthony.....	65
9. S. Smith.....	64
10. Rider.....	53

## FTs Made

1. Drexler.....	464
2. Porter.....	388
3. Kersey.....	321
4. Williams.....	213
5. C. Robinson.....	175
6. Wallace.....	160
7. Sabonis.....	158
8. Duckworth.....	139
9. M. Thompson.....	107
10. Paxson.....	103

## FTs Attempted

1. Drexler.....	586
2. Porter.....	466
3. Kersey.....	446
4. B. Williams.....	306
5. C. Robinson.....	297
6. Wallace.....	227
7. Duckworth.....	198
8. Sabonis.....	197
9. M. Thompson.....	163
10. Lucas.....	131

## Total Rebounds

1. Drexler.....	670
2. Williams.....	623
3. Kersey.....	595
4. Duckworth.....	393
5. Sabonis.....	354
6. C. Robinson.....	344
7. Lucas.....	320
8. Walton.....	310
9. Wallace.....	306
10. Porter.....	290

## Offensive RBs

1. Drexler.....	265
2. Kersey.....	240
3. Williams.....	228
4. Duckworth.....	143
5. C. Robinson.....	125
6. B. Grant.....	89
7. Wallace.....	88
8. M. Thompson.....	75
9. Sabonis.....	72
10. Lucas.....	65
Carr.....	65

## Defensive RBs

1. Drexler.....	405
2. Williams.....	395
3. Kersey.....	355
4. Sabonis.....	306
5. Duckworth.....	250
6. Walton.....	249
7. Lucas.....	247
8. Porter.....	230
9. C. Robinson.....	219
10. Wallace.....	218

## Steals

1. Drexler.....	190
2. Kersey.....	141
3. Porter.....	106
4. C. Robinson.....	68
5. Williams.....	60
6. Hollins.....	57
7. Sabonis.....	48
8. Wallace.....	46
9. Pippen.....	44
10. Lucas.....	36

## Blocked Shots

1. C. Robinson.....	84
2. Drexler.....	79
3. Walton.....	67
4. Kersey.....	62
5. Sabonis.....	48
6. Wallace.....	45
7. Cooper.....	41
8. M. Thompson.....	40
9. B. Williams.....	38
10. Duckworth.....	34

## Personal Fouls

1. Kersey.....	337
2. Drexler.....	329
3. C. Robinson.....	277
4. Williams.....	257
5. Duckworth.....	246
6. Porter.....	196
7. Wallace.....	182
8. Sabonis.....	175
9. Lucas.....	131
10. Carr.....	106

*Bold indicates current Trail Blazers player*



# Trail Blazers in the Playoffs

Date	Opponent	Score	Series	Overall	Home	Road	Scoring Leader	Rebounding Leader
<b>1977</b>								
<b>FIRST ROUND (Trail Blazers win, 2-1)</b>								
1. 4/12	Chicago	96-83	W	1-0	1-0	1-0	29 Lucas	9 Walton
2. 4/15	@ Chicago	104-107	L	1-1	1-1	0-1	24 Walton	13 Walton
3. 4/17	Chicago	106-92	W	2-1	2-0		26 Gross	11 Walton
<b>CONFERENCE SEMIFINALS (Trail Blazers win, 4-2)</b>								
4. 4/20	@ Denver	101-100	W	1-0	3-1	1-1	23 Lucas	13 Lucas
5. 4/22	@ Denver	110-121	L	1-1	3-2	1-2	29 Lucas	16 Walton
6. 4/24	Denver	110-106	W	2-1	4-2	3-0	27 Lucas	13 Walton
7. 4/26	Denver	105-96	W	3-1	5-2	4-0	25 Gross	11 Walton
8. 5/1	@ Denver	105-114 (ot)	L	3-2	5-3	1-3	19 Hollins	14 Walton, Gross
9. 5/2	Denver	108-92	W	4-2	6-3	5-0	25 Davis	12 Walton
<b>CONFERENCE FINALS (Trail Blazers win, 4-0)</b>								
10. 5/6	@ Los Angeles	121-109	W	1-0	7-3	2-3	28 Lucas	15 Lucas
11. 5/8	@ Los Angeles	99-97	W	2-0	8-3	3-3	31 Hollins	17 Walton
12. 5/10	Los Angeles	102-97	W	3-0	9-3	6-0	22 Lucas, Walton	15 Walton
13. 5/13	Los Angeles	105-101	W	4-0	10-3	7-0	26 Lucas	14 Walton
<b>NBA FINALS (Trail Blazers win, 4-2)</b>								
14. 5/22	@ Philadelphia	101-107	L	0-1	10-4	3-4	28 Walton	20 Walton
15. 5/26	@ Philadelphia	89-107	L	0-2	10-5	3-5	17 Walton	16 Walton
16. 5/29	Philadelphia	129-107	W	1-2	11-5	8-0	27 Lucas	18 Walton
17. 5/31	Philadelphia	130-98	W	2-2	12-5	9-0	25 Hollins	13 Walton
18. 6/3	@ Philadelphia	110-104	W	3-2	13-5	4-5	25 Gross	24 Walton
19. 6/5	Philadelphia	109-107	W	4-2	14-5	10-0	24 Gross	23 Walton
<b>1978</b>								
<b>CONFERENCE SEMIFINALS (Sonics win, 4-2)</b>								
1. 4/18	Seattle	95-104	L	0-1	0-1	0-1	20 Davis	16 Walton
2. 4/21	Seattle	96-93	W	1-1	1-1	1-1	19 Lucas	14 Lucas
3. 4/23	@ Seattle	84-99	L	1-2	1-2	0-1	24 Owens	9 Owens
4. 4/26	@ Seattle	98-100	L	1-3	1-3	0-2	35 Hollins	8 Owens
5. 4/30	Seattle	113-89	W	2-3	2-3	2-1	31 Owens	13 Lucas
6. 5/1	@ Seattle	94-105	L	2-4	2-4	0-3	23 Davis	12 Lucas
<b>1979</b>								
<b>FIRST ROUND (Suns win, 2-1)</b>								
1. 4/10	@ Phoenix	103-107	L	0-1	0-1	0-1	26 R.Brewer	10 Lucas, M.Thom.
2. 4/13	Phoenix	96-92	W	1-1	1-1	1-0	21 R.Brewer	17 M.Thompson
3. 4/15	@ Phoenix	91-101	L	1-2	1-2	0-2	16 Lucas, M.Thom., Steele	16 Lucas
<b>1980</b>								
<b>FIRST ROUND (Sonics win, 2-1)</b>								
1. 4/2	@ Seattle	110-120	L	0-1	0-1	0-1	29 Bates	12 Washington
2. 4/4	Seattle	105-95 (ot)	W	1-1	1-1	1-0	27 R.Brewer, Natt	12 J.Brewer
3. 4/6	@ Seattle	86-103	L	1-2	1-2	0-2	26 Bates	16 Owens
<b>1981</b>								
<b>FIRST ROUND (Kings win, 2-1)</b>								
1. 4/1	Kansas City	97-98 (ot)	L	0-1	0-1	0-1	25 Bates	17 Washington
2. 4/3	@ Kansas City	124-119 (ot)	W	1-1	1-1	1-0	40 M.Thompson	18 Washington
3. 4/5	Kansas City	95-104	L	1-2	1-2	0-2	34 Bates	17 Washington
<b>1983</b>								
<b>FIRST ROUND (Trail Blazers win, 2-0)</b>								
1. 4/20	@ Seattle	108-97	W	1-0	1-0	1-0	25 Paxson, M.Thompson	11 Natt
2. 4/22	Seattle	105-96	W	2-0	2-0	1-0	26 Paxson	12 M.Thompson
<b>CONFERENCE SEMIFINALS (Lakers win, 4-1)</b>								
3. 4/24	@ L.A. Lakers	97-118	L	0-1	2-1	1-1	22 M.Thompson	9 M.Thompson, Natt
4. 4/26	@ L.A. Lakers	106-112	L	0-2	2-2	1-2	26 Natt	7 Cooper
5. 4/29	L.A. Lakers	109-115 (ot)	L	0-3	2-3	1-1	22 Natt, Paxson	10 Cooper, Natt, Carr
6. 5/1	L.A. Lakers	108-95	W	1-3	3-3	2-1	20 Paxson	10 Natt
7. 5/3	@ L.A. Lakers	108-116	L	1-4	3-4	1-3	32 Paxson	11 Natt
<b>1984</b>								
<b>FIRST ROUND (Suns win, 3-2)</b>								
1. 4/18	Phoenix	106-113	L	0-1	0-1	0-1	24 Carr	9 Natt
2. 4/20	Phoenix	122-116	W	1-1	1-1	1-1	27 Paxson	13 M.Thompson
3. 4/22	@ Phoenix	103-106	L	1-2	1-2	0-1	29 Valentine	8 M.Thompson, Carr
4. 4/24	@ Phoenix	113-110	W	2-2	2-2	1-1	30 Natt	8 Natt
5. 4/26	Phoenix	105-117	L	2-3	2-3	1-2	24 Paxson	10 Natt, Drexler
<b>1985</b>								
<b>FIRST ROUND (Trail Blazers win, 3-1)</b>								
1. 4/18	@ Dallas	131-139 (ot)	L	0-1	0-1	0-1	25 Vandeweghe	14 M.Thomp., Bowie
2. 4/20	@ Dallas	124-121 (ot)	W	1-1	1-1	1-1	27 Vandeweghe	20 Bowie
3. 4/23	Dallas	122-109	W	2-1	2-1	1-0	24 Vandeweghe	11 Bowie
4. 4/25	Dallas	115-113	W	3-1	3-1	2-0	27 Vandeweghe	10 Carr
<b>CONFERENCE SEMIFINALS (Lakers win, 4-1)</b>								
5. 4/27	@ L.A. Lakers	101-125	L	0-1	3-2	1-2	26 Colter	10 Carr
6. 4/30	@ L.A. Lakers	118-134	L	0-2	3-3	1-3	23 Vandeweghe	12 Carr
7. 5/3	L.A. Lakers	126-130	L	0-3	3-4	2-1	27 Vandeweghe	11 Drexler
8. 5/5	L.A. Lakers	115-107	W	1-3	4-4	3-1	17 Vandew., M.Thomp.	10 M.Thompson
9. 5/7	@ L.A. Lakers	120-139	L	1-4	4-5	1-4	18 Kersey	11 Carr

# Trail Blazers in the Playoffs

Date	Opponent	Score	Series	Overall	Home	Road	Scoring Leader	Rebounding Leader
<b>1986</b>								
<b>FIRST ROUND (Nuggets win, 3-1)</b>								
1. 4/18	@ Denver	126-133	L 0-1	0-1		0-1	28 Vandeweghe	9 Carr
2. 4/20	@ Denver	108-106	W 1-1	1-1		1-1	36 Vandeweghe	11 Carr
3. 4/22	Denver	104-115	L 1-2	1-2	0-1		24 Vandeweghe	15 Carr
4. 4/24	Denver	112-116	L 1-3	1-3	0-2		24 Vandeweghe	18 Carr
<b>1987</b>								
<b>FIRST ROUND (Rockets win, 3-1)</b>								
1. 4/24	Houston	115-125	L 0-1	0-1	0-1		30 Vandeweghe	13 Drexler
2. 4/26	Houston	111-98	W 1-1	1-1	1-1		32 Drexler	8 S.Johnson,Porter
3. 4/28	@ Houston	108-117	L 1-2	1-2		0-1	26 Drexler	10 S.John.,Ca.Jones
4. 4/30	@ Houston	101-113	L 1-3	1-3		0-2	27 Vandeweghe	12 S.Johnson
<b>1988</b>								
<b>FIRST ROUND (Jazz win, 3-1)</b>								
1. 4/28	Utah	108-96	W 1-0	1-0	1-0		26 Drexler,Kersey	13 Drexler
2. 4/30	Utah	105-114	L 1-1	1-1	1-1		25 Drexler	14 Lucas
3. 5/4	@ Utah	108-113	L 1-2	1-2		0-1	23 Kersey	16 Duckworth
4. 5/6	@ Utah	96-111	L 1-3	1-3		0-2	33 Duckworth	10 Duck.,Kersey
<b>1989</b>								
<b>FIRST ROUND (Lakers win, 3-0)</b>								
1. 4/27	@ L.A. Lakers	108-128	L 0-1	0-1		0-1	30 Drexler	8 Kersey,Porter
2. 4/30	@ L.A. Lakers	105-113	L 0-2	0-2		0-2	28 Drexler	11 Kersey,Bowie
3. 5/3	L.A. Lakers	108-116	L 0-3	0-3	0-1		29 Porter	8 Drexler
<b>1990</b>								
<b>FIRST ROUND (Trail Blazers win, 3-0)</b>								
1. 4/26	Dallas	109-102	W 1-0	1-0	1-0		28 Porter	16 B.Williams
2. 4/28	Dallas	114-107	W 2-0	2-0	2-0		18 Duckworth	13 B.Williams
3. 5/1	@ Dallas	106-92	W 3-0	3-0		1-0	29 Kersey	10 B.Williams
<b>CONFERENCE SEMIFINALS (Trail Blazers win, 4-3)</b>								
4. 5/5	San Antonio	107-94	W 1-0	4-0	3-0		25 Kersey	16 Kersey
5. 5/8	San Antonio	122-112	W 2-0	5-0	4-0		27 Porter	8 B.Williams
6. 5/10	@ San Antonio	98-121	L 2-1	5-1		1-1	18 Porter,B.Williams	8 C.Robinson
7. 5/12	@ San Antonio	105-115	L 2-2	5-2		1-2	27 Drexler	10 B.Williams
8. 5/15	San Antonio	138-132 (2ot)	W 3-2	6-2	5-0		38 Porter	10 B.Williams,Kers.
9. 5/17	@ San Antonio	97-112	L 3-3	6-3		1-3	22 Kersey	10 B.Williams
10. 5/19	San Antonio	108-105 (ot)	W 4-3	7-3	6-0		36 Porter	15 B.Williams,Kers.
<b>CONFERENCE FINALS (Trail Blazers win, 4-2)</b>								
11. 5/21	Phoenix	100-98	W 1-0	8-3	7-0		20 Drexler	11 Kersey
12. 5/23	Phoenix	108-107	W 2-0	9-3	8-0		29 Kersey	11 Kersey
13. 5/25	@ Phoenix	89-123	L 2-1	9-4		1-4	16 Kersey	7 Bryant
14. 5/27	@ Phoenix	107-119	L 2-2	9-5		1-5	29 Kersey	8 B.Williams
15. 5/29	Phoenix	120-114	W 3-2	10-5	9-0		32 Drexler	11 Kersey
16. 5/31	@ Phoenix	112-109	W 4-2	11-5		2-5	23 Drexler,Porter	11 B.Williams
<b>NBA FINALS (Pistons win, 4-1)</b>								
17. 6/5	@ Detroit	99-105	L 0-1	11-6		2-6	21 Drexler	12 B.Williams
18. 6/7	@ Detroit	106-105 (ot)	W 1-1	12-6		3-6	33 Drexler	12 B.Williams
19. 6/10	Detroit	106-121	L 1-2	12-7	9-1		27 Kersey	13 Drexler
20. 6/12	Detroit	109-112	L 1-3	12-8	9-2		34 Drexler	8 Drexler,Kersey
21. 6/14	Detroit	90-92	L 1-4	12-9	9-3		21 Drexler,Duckworth	9 Kersey
<b>1991</b>								
<b>FIRST ROUND (Trail Blazers win, 3-2)</b>								
1. 4/26	Seattle	110-102	W 1-0	1-0	1-0		39 Drexler	13 Duckworth
2. 4/28	Seattle	115-106	W 2-0	2-0	2-0		22 Drexler	10 Duckworth
3. 4/30	@ Seattle	99-102	L 2-1	2-1		0-1	23 Drexler	11 B.Williams
4. 5/2	@ Seattle	89-101	L 2-2	2-2		0-2	20 Kersey	9 B.Williams,C.Robin.
5. 5/4	Seattle	119-107	W 3-2	3-2	3-0		23 Porter	12 B.Williams
<b>CONFERENCE SEMIFINALS (Trail Blazers win, 4-1)</b>								
6. 5/7	Utah	117-97	W 1-0	4-2	4-0		20 Drexler	15 Drexler
7. 5/9	Utah	118-116	W 2-0	5-2	5-0		34 Kersey	6 Kersey
8. 5/11	@ Utah	101-107	L 2-1	5-3		0-3	28 Porter	10 Kersey,Drexler
9. 5/12	@ Utah	104-101	W 3-1	6-3		1-3	30 Duckworth	11 Drexler,Duckworth
10. 5/14	Utah	103-96	W 4-1	7-3	6-0		22 Porter,Drexler	12 B.Williams
<b>CONFERENCE FINALS (Lakers win, 4-2)</b>								
11. 5/18	L.A. Lakers	106-111	L 0-1	7-4	6-1		28 Drexler	10 B.Williams
12. 5/21	L.A. Lakers	109-98	W 1-1	8-4	7-1		26 Porter	11 B.Williams
13. 5/24	@ L.A. Lakers	92-106	L 1-2	8-5		1-4	19 Kersey	11 B.Williams
14. 5/26	@ L.A. Lakers	95-116	L 1-3	8-6		1-5	25 Kersey	8 B.Williams,Drexler
15. 5/28	L.A. Lakers	95-84	W 2-3	9-6	8-1		20 Kersey	16 B.Williams
16. 5/30	@ L.A. Lakers	90-91	L 2-4	9-7		1-6	24 Porter	8 Drexler
<b>1992</b>								
<b>FIRST ROUND (Trail Blazers win, 3-1)</b>								
1. 4/23	L.A. Lakers	115-102	W 1-0	1-0	1-0		24 C.Robinson	13 B.Williams
2. 4/25	L.A. Lakers	101-79	W 2-0	2-0	2-0		19 Duckworth	12 B.Williams
3. 4/29	@ L.A. Lakers	119-121	L 2-1	2-1		0-1	42 Drexler	13 B.Williams
4. 5/3	@ L.A. Lakers#	102-76	W 3-1	3-1		1-1	26 Drexler	12 Drexler
<i># at Las Vegas</i>								

(1992 continued on next page)





# Trail Blazers in the Playoffs

Date	Opponent	Score	Series	Overall	Home	Road	Scoring Leader	Rebounding Leader
<i>(1992 continued from previous page)</i>								
<b>CONFERENCE SEMIFINALS (Trail Blazers win, 4-1)</b>								
5/ 5	Phoenix	113-111	W	1-0	4-1	3-0	31 Porter	10 Drexler
6/ 5	Phoenix	126-119	W	2-0	5-1	4-0	27 Porter,Drexler	9 Kersey
7/ 5/9	@ Phoenix	117-124	L	2-1	5-2	1-2	27 Drexler	9 Kersey
8/ 5/11	@ Phoenix	153-151 (2ot)	W	3-1	6-2	2-2	33 Drexler	10 Kersey
9/ 5/14	Phoenix	118-106	W	4-1	7-2	5-0	34 Drexler	12 Kersey,B.Williams
<b>CONFERENCE FINALS (Trail Blazers win, 4-2)</b>								
10/ 5/16	Utah	113-88	W	1-0	8-2	6-0	26 Porter	8 B.Williams
11/ 5/19	Utah	119-102	W	2-0	9-2	7-0	41 Porter	7 Dkwrth.,C.Robinson
12/ 5/22	@ Utah	89-97	L	2-1	9-3	2-3	26 Drexler,Kersey	9 B.Williams,Kersey
13/ 5/24	@ Utah	112-121	L	2-2	9-4	2-4	34 Porter	8 Kersey
14/ 5/26	Utah	127-121	W	3-2	10-4	8-0	29 Kersey	12 B.Williams
15/ 5/28	@ Utah	105-97	W	4-2	11-4	3-4	18 Kersey,Port,Drex.	8 B.Williams
<b>NBA FINALS (Bulls win, 4-2)</b>								
16/ 6/3	@ Chicago	89-122	L	1-0	11-5	3-5	16 Drexler,C.Robinson	7 Kersey
17/ 6/5	@ Chicago	115-104 (ot)	W	1-1	12-5	4-5	26 Drexler	14 B.Williams
18/ 6/7	Chicago	84-94	L	1-2	12-6	8-1	32 Drexler	12 Kersey
19/ 6/10	Chicago	94-88	W	2-2	13-6	9-1	21 Drexler,Kersey	11 Duckworth
20/ 6/12	Chicago	106-119	L	2-3	13-7	9-2	30 Drexler	12 Kersey
21/ 6/14	@ Chicago	93-97	L	2-4	13-8	4-6	24 Drexler,Kersey	9 Kersey
<b>1993</b>								
<b>FIRST ROUND (Spurs win, 3-1)</b>								
1/ 4/29	San Antonio	86-87	L	0-1	0-1	0-1	24 Kersey	9 Kersey
2/ 5/1	San Antonio	105-96	W	1-1	1-1	1-1	21 Drexler	8 Strickland
3/ 5/5	@ San Antonio	101-107	L	1-2	1-2	0-1	19 Drexler	7 B.Williams
4/ 5/7	@ San Antonio	97-100 (ot)	L	1-3	1-3	0-2	21 Bryant	14 Kersey
<b>1994</b>								
<b>FIRST ROUND (Rockets win, 3-1)</b>								
1/ 4/29	@ Houston	104-114	L	0-1	0-1	0-1	26 Drexler	13 Drexler
2/ 5/1	@ Houston	104-115	L	0-2	0-2	0-2	28 C.Robinson	9 Drexler
3/ 5/3	Houston	118-115	W	1-2	1-2	1-0	25 Strickland	10 B.Williams,C.Rob.
4/ 5/6	Houston	89-92	L	1-3	1-3	1-1	26 Strickland	13 Drexler
<b>1995</b>								
<b>FIRST ROUND (Suns win, 3-0)</b>								
1/ 4/28	@ Phoenix	102-129	L	0-1	0-1	0-1	23 Strickland	7 Dudley,H.Grant
2/ 4/30	@ Phoenix	94-103	L	0-2	0-2	0-2	26 Strickland	7 B.Williams
3/ 5/2	Phoenix	109-117	L	0-3	0-3	0-1	21 Strickland	10 C.Robinson
<b>1996</b>								
<b>FIRST ROUND (Jazz win, 3-2)</b>								
1/ 4/25	@ Utah	102-110	L	0-1	0-1	0-1	27 Strickland	10 Dudley
2/ 4/27	@ Utah	90-105	L	0-2	0-2	0-2	26 Sabonis	12 Sabonis
3/ 4/29	Utah	94-91 (ot)	W	1-2	1-2	1-0	27 Sabonis	12 Sabonis
4/ 5/1	Utah	98-90	W	2-2	2-2	2-0	27 Strickland	13 Sabonis
5/ 5/5	@ Utah	64-102	L	2-3	2-3	0-3	14 Sabonis	8 Sabonis
<b>1997</b>								
<b>FIRST ROUND (Lakers win, 3-1)</b>								
1/ 4/25	@ L.A. Lakers	95-77	L	0-1	0-1	0-1	18 Wallace,Sabonis	11 Dudley
2/ 4/27	@ L.A. Lakers	93-107	L	0-2	0-2	0-2	20 Wallace	8 C.Robinson
3/ 4/30	L.A. Lakers	98-90	W	1-2	1-2	1-0	30 K.Anderson	7 Dudley
4/ 5/2	L.A. Lakers	91-95	L	1-3	1-3	1-1	23 Sabonis	10 Sabonis
<b>1998</b>								
<b>FIRST ROUND (Lakers win, 3-1)</b>								
1/ 4/24	@ L.A. Lakers	102-104	L	0-1	0-1	0-1	25 Rider	12 B.Grant
2/ 4/26	@ L.A. Lakers	99-108	L	0-2	0-2	0-2	24 Rider	7 B.Grant,Wal.,Sab.
3/ 4/28	L.A. Lakers	99-94	W	1-2	1-2	1-0	18 Rider,Stoud.	12 B.Grant
4/ 4/30	L.A. Lakers	99-110	L	1-3	1-3	1-1	24 Stoudamire	12 B.Grant
<b>1999</b>								
<b>FIRST ROUND (Trail Blazers win, 3-0)</b>								
1/ 5/8	Phoenix	95-85	W	1-0	1-0	1-0	25 Rider	10 B.Grant
2/ 5/10	Phoenix	110-99	W	2-0	2-0	2-0	22 B.Grant,Stoud.	9 Sabonis
3/ 5/12	@ Phoenix	103-93	W	3-0	3-0	1-0	20 B.Grant	11 Sabonis
<b>CONFERENCE SEMIFINALS (Trail Blazers win, 4-2)</b>								
4/ 5/18	@ Utah	83-93	L	0-1	3-1	1-1	19 B.Grant	11 Sabonis
5/ 5/20	@ Utah	84-81	W	1-1	4-1	2-1	27 Rider	14 Sabonis
6/ 5/22	Utah	97-87	W	2-1	5-1	3-0	20 Wallace	15 B.Grant
7/ 5/23	Utah	81-75	W	3-1	6-1	4-0	24 Rider	15 Sabonis
8/ 5/25	@ Utah	71-88	L	3-2	6-2	2-2	16 Rider	10 B.Grant
9/ 5/27	Utah	92-80	W	4-2	7-2	5-0	24 Rider	12 B.Grant
<b>CONFERENCE FINALS (Spurs win, 4-0)</b>								
10/ 5/29	@ San Antonio	76-80	L	0-1	7-3	2-3	28 Wallace	8 Wallace
11/ 5/31	@ San Antonio	85-86	L	0-2	7-4	2-4	15 Stoudamire	7 B.Grant,Sabonis
12/ 6/4	San Antonio	63-85	L	0-3	7-5	5-1	22 Wallace	13 B.Grant
13/ 6/6	San Antonio	80-94	L	0-4	7-6	5-2	21 Stoudamire	7 Sabonis



# Trail Blazers in the Playoffs

Date	Opponent	Score	Series	Overall	Home	Road	Scoring Leader	Rebounding Leader
<b>2000</b>								
<b>FIRST ROUND (Trail Blazers win, 3-1)</b>								
1. 4/23	Minnesota	91-88	W	1-0	1-0	1-0	28 Pippen	9 Pippen
2. 4/26	Minnesota	86-82	W	2-0	2-0	2-0	21 Pippen	7 Pippen,Wallace
3. 4/30	@ Minnesota	87-94	L	2-1	2-1	0-1	22 Smith	7 B.Grant
4. 5/2	@ Minnesota	85-77	W	3-1	3-1	1-1	15 Wallace,Sabonis	11 Sabonis
<b>CONFERENCE SEMIFINALS (Trail Blazers win, 4-1)</b>								
5. 5/7	Utah	94-75	W	1-0	4-1	3-0	20 Pippen	14 Sabonis
6. 5/9	Utah	103-85	W	2-0	5-1	4-0	19 Smith	8 Wallace,B.Grant
7. 5/11	@ Utah	103-84	W	3-0	6-1	2-1	22 Sabonis	8 Sabonis
8. 5/14	@ Utah	85-88	L	3-1	6-2	2-2	20 B.Grant	13 B.Grant
9. 5/16	Utah	81-79	W	4-1	7-2	5-0	23 Pippen	9 Sabonis,Pippen
<b>CONFERENCE FINALS (Lakers win, 4-3)</b>								
10. 5/20	@ L.A. Lakers	94-109	L	0-1	7-3	2-3	19 Pippen	11 Pippen
11. 5/22	@ L.A. Lakers	106-77	W	1-1	8-3	3-3	29 Wallace	12 Wallace
12. 5/26	L.A. Lakers	91-93	L	1-2	8-4	5-1	19 Wal.,Stoudamire	9 Pippen
13. 5/28	L.A. Lakers	91-103	L	1-3	8-5	5-2	34 Wallace	13 Wallace
14. 5/30	@ L.A. Lakers	96-88	W	2-3	9-5	4-3	22 Wallace,Pippen	10 Wallace
15. 6/2	L.A. Lakers	103-93	W	3-3	10-5	6-2	26 Smith	11 Sabonis
16. 6/4	@ L.A. Lakers	84-89	L	3-4	10-6	4-4	30 Wallace	10 Pippen
<b>2001</b>								
<b>FIRST ROUND (Lakers win, 3-0)</b>								
1. 4/22	@ L.A. Lakers	93-106	L	0-1	0-1	0-1	24 Wallace	9 Sabonis
2. 4/26	@ L.A. Lakers	88-106	L	0-2	0-2	0-2	21 Pippen	8 Pippen
3. 4/29	L.A. Lakers	86-99	L	0-3	0-3	0-1	25 Smith, Stoud.	13 Wallace
<b>2002</b>								
<b>FIRST ROUND (Lakers win, 3-0)</b>								
1. 4/21	@ LA Lakers	86-96	L	0-1	0-1	0-1	25 Wallace	14 Wallace
2. 4/25	@ LA Lakers	96-103	L	0-2	0-2	0-2	31 Wallace	11 Wallace
3. 4/28	L.A. Lakers	91-92	L	0-3	0-3	0-1	20 Wallace	12 Wallace
<b>2003</b>								
<b>FIRST ROUND (Mavericks win, 4-3)</b>								
1. 4/19	@ Dallas	86-96	L	0-1	0-1	0-1	26 Wallace	10 Wells, Davis
2. 4/23	@ Dallas	99-103	L	0-2	0-2	0-2	45 Wells	15 Davis
3. 4/25	Dallas	103-115	L	0-3	0-3	0-1	19 Patterson	10 Randolph
4. 4/27	Dallas	98-79	W	1-3	1-3	1-1	25 Randolph	15 Randolph
5. 4/30	@ Dallas	103-99	W	2-3	2-3	1-2	22 Randolph	9 Randolph
6. 5/2	Dallas	125-103	W	3-3	3-3	2-1	21 Randolph	10 Randolph
7. 5/4	@ Dallas	95-107	L	3-4	3-4	1-3	17 Wallace, Stoud.	10 Randolph
<b>2009</b>								
<b>FIRST ROUND (Rockets win, 4-2)</b>								
1. 4/18	Houston	81-108	L	0-1	0-1	0-1	21 Roy	5 Przy.Blake,Oden,Ruffin
2. 4/21	Houston	107-103	W	1-1	1-1	1-1	42 Roy	12 Aldridge
3. 4/24	@ Houston	83-86	L	1-2	1-2	0-1	19 Roy	8 Aldridge
4. 4/26	@ Houston	88-89	L	1-3	1-3	0-2	31 Roy	12 Przybilla
5. 4/28	Houston	88-77	W	2-3	2-3	2-1	25 Roy, Aldridge	7 Aldridge, Blake
6. 4/30	@ Houston	76-92	L	2-4	2-4	0-3	26 Aldridge	8 Przybilla, Fernandez
<b>2010</b>								
<b>FIRST ROUND (Suns win, 4-2)</b>								
1. 4/18	@ Phoenix	105-100	W	1-0	1-0	1-0	31 Miller	17 Camby
2. 4/20	@ Phoenix	90-119	L	1-1	1-1	1-1	16 Webster	10 Camby
3. 4/22	Phoenix	89-108	L	1-2	1-2	0-1	17 Aldridge	10 Camby
4. 4/24	Phoenix	96-87	W	2-2	2-2	1-1	31 Aldridge	11 Aldridge
5. 4/26	@ Phoenix	88-107	L	2-3	2-3	1-2	21 Miller	11 Camby
6. 4/29	Phoenix	90-99	L	2-4	2-4	1-2	19 Webster	9 Aldridge
<b>2011</b>								
<b>FIRST ROUND (Mavericks win, 4-2)</b>								
1. 4/16	@ Dallas	81-89	L	0-1	0-1	0-1	27 Aldridge	18 Camby
2. 4/19	@ Dallas	89-101	L	0-2	0-2	0-2	24 Aldridge	10 Aldridge
3. 4/21	Dallas	97-92	W	1-2	1-2	1-0	25 Matthews	11 Wallace
4. 4/23	Dallas	84-82	W	2-2	2-2	2-0	24 Roy	11 Wallace
5. 4/25	@ Dallas	82-93	L	2-3	2-3	0-3	18 Miller	9 Aldridge, Wallace
6. 4/28	Dallas	96-103	L	2-4	2-4	2-1	32 Wallace	12 Wallace



PURB



OPPONENTS

# ATLANTA HAWKS



Centennial Tower  
101 Marietta St., Suite 1900  
Atlanta, GA 30303  
(404) 878-3800  
Philips Arena (18,371)



**Larry Drew**  
Head Coach  
2nd year  
All-time vs. Portland: 2-0 (1.000)

**Vice President, Public Relations** ..... Arthur Triche  
**Radio** ..... Steve Holman  
**Television** .. Bob Rathbun, Dominique Wilkins, Jerome Jurenovich

**Assistant Coaches** ..... Lester Conner, Bob Bender,  
Kenny Gattison, Tyrone Hill  
**Head Athletic Trainer** ..... Wally Blase

## 2010-11 RESULTS

**Atlanta won, 2-0**

2/27 at POR - Atlanta 90, Portland 83  
3/12 at ATL - Atlanta 91, Portland 82

## 2011-12 MATCHUPS

Wednesday, Jan. 18 - at Atlanta (5 p.m.)

**Saturday, Feb. 18 - at Portland (7 p.m.)**

\*All Times Pacific

## 2010-11 TRAIL BLAZERS vs. HAWKS

Player	G	S	Min.	FG	FGA	Pct.	3FG	3At	Pct.	FT	FTA	Pct.	Off	Def	RB	Ast.	PF	St	TO	Bl	Pts.	Avg.
Aldridge	2	2	79	13	30	.433	0	1	.000	15	18	.833	6	8	14	7	4	2	4	1	41	20.5
Matthews	2	2	67	11	22	.500	4	10	.400	5	7	.714	1	4	5	4	5	4	6	0	31	15.5
Roy	2	0	39	8	20	.400	2	6	.333	4	4	1.000	1	1	2	2	3	1	1	0	22	11.0
Miller	2	2	72	9	25	.360	0	1	.000	3	4	.750	3	7	10	8	5	4	4	0	21	10.5
Fernandez	2	0	51	4	15	.267	1	11	.091	6	6	1.000	1	4	5	4	3	5	4	1	15	7.5
Wallace	2	0	61	5	17	.294	2	4	.500	2	4	.500	4	13	17	3	5	3	5	2	14	7.0
Batum	2	2	53	6	17	.353	1	8	.125	1	1	1.000	0	4	4	0	5	1	2	1	14	7.0
Collins	1	0	7	1	2	.500	0	0	---	0	0	---	1	0	1	0	1	0	1	0	2	2.0
Mills	2	0	13	1	5	.200	1	2	.500	0	0	---	1	0	1	1	0	0	1	0	3	1.5
Camby	2	2	36	1	6	.167	0	0	---	0	2	.000	6	3	9	4	5	0	2	2	2	1.0
A. Johnson	1	0	1	0	0	---	0	0	---	0	0	---	0	0	0	1	0	0	0	0	0	0.0
<b>Portland</b>	<b>2</b>	<b>-</b>	<b>480</b>	<b>59</b>	<b>159</b>	<b>.371</b>	<b>11</b>	<b>43</b>	<b>.256</b>	<b>36</b>	<b>46</b>	<b>.783</b>	<b>24</b>	<b>44</b>	<b>68</b>	<b>34</b>	<b>36</b>	<b>20</b>	<b>31</b>	<b>7</b>	<b>165</b>	<b>82.5</b>

## 2010-11 HAWKS vs. TRAIL BLAZERS

Player	G	S	Min.	FG	FGA	Pct.	3FG	3At	Pct.	FT	FTA	Pct.	Off	Def	RB	Ast.	PF	St	TO	Bl	Pts.	Avg.
Ja. Crawford	2	0	59	13	27	.481	8	16	.500	9	10	.900	2	3	5	2	4	0	6	1	43	21.5
Johnson	2	2	76	14	28	.500	2	4	.500	3	4	.750	3	6	9	4	6	3	7	0	33	16.5
Smith	2	2	75	9	26	.346	1	5	.200	9	12	.750	6	17	23	10	7	4	9	4	28	14.0
Teague	2	2	57	12	21	.571	1	3	.333	1	4	.250	0	4	4	5	3	6	1	3	26	13.0
Williams	2	1	51	5	9	.556	0	2	.000	5	5	1.000	2	13	15	4	2	3	2	1	15	7.5
Hinrich	2	1	45	3	11	.273	2	5	.400	0	0	---	1	5	6	1	5	1	5	0	8	4.0
Horford	1	1	25	2	5	.400	0	0	---	2	2	1.000	0	4	4	2	5	1	2	1	6	6.0
Wilkins	2	0	33	6	11	.545	0	0	---	0	0	---	1	2	3	2	4	1	0	1	12	6.0
Pachulia	2	1	52	4	7	.571	0	0	---	0	0	---	7	11	18	4	7	1	3	2	8	4.0
Armstrong	1	0	0	0	0	---	0	0	---	0	0	---	0	0	0	0	0	0	0	0	0	0.0
Powell	1	0	6	1	1	1.000	0	0	---	0	0	---	2	0	2	0	1	0	2	0	2	2.0
<b>Atlanta</b>	<b>2</b>	<b>-</b>	<b>480</b>	<b>69</b>	<b>146</b>	<b>.473</b>	<b>14</b>	<b>35</b>	<b>.400</b>	<b>29</b>	<b>37</b>	<b>.784</b>	<b>24</b>	<b>65</b>	<b>89</b>	<b>34</b>	<b>44</b>	<b>20</b>	<b>41</b>	<b>13</b>	<b>181</b>	<b>90.5</b>



# All-Time Trail Blazers vs. Hawks

<b>1970-71 (2-2)</b>				<b>1978-79 (2-2)</b>				<b>1990-91 (1-1)</b>				<b>2002-03 (2-0)</b>			
11/18	P	146-131	W 1-0	1/17	Atl	110-111	L 13-20	1/28	P	116-111	W 27-32	1/22	Atl	112-110**	W 38-43
12/12	Atl	101-107	L 1-1	2/11	P	91-87	W 14-20	2/28	Atl	109-117	L 27-33	2/25	P	89-86	W 39-43
2/4	P	137-123	W 2-1	2/21	Atl	83-106	L 14-21	<b>1991-92 (2-0)</b>				<b>2003-04 (2-0)</b>			
2/24	Atl	107-118	L 2-2	3/13	P	105-86	W 15-21	1/24	P	125-117	W 28-33	11/8	P	90-83	W 40-43
<b>1971-72 (0-4)</b>				<b>1979-80 (0-2)</b>				<b>1992-93 (1-1)</b>				<b>2004-05 (2-0)</b>			
12/27	Atl	121-135	L 2-3	11/28	Atl	99-106	L 15-22	2/16	P	105-90	W 30-33	12/17	Atl	100-84	W 42-43
1/4	P	91-103	L 2-4	2/12	P	89-95	L 15-23	3/29	Atl	118-127*	L 30-34	2/25	P	102-101	W 43-43
2/27	Atl	110-113	L 2-5	<b>1980-81 (1-1)</b>				<b>1993-94 (1-1)</b>				<b>2005-06 (2-0)</b>			
3/4	P	101-120	L 2-6	11/25	Atl	108-112	L 15-24	11/12	P	94-84	W 31-34	11/5	P	94-93	W 44-43
<b>1972-73 (0-4)</b>				12/20	P	122-119*	W 16-24	1/7	Atl	85-100	L 31-35	11/27	Atl	77-75	W 45-43
10/24	P	110-118	L 2-7	<b>1981-82 (0-2)</b>				<b>1994-95 (1-1)</b>				<b>2006-07 (1-1)</b>			
12/2	P	103-106	L 2-8	1/19	Atl	101-112	L 16-25	1/3	Atl	103-98	W 32-35	12/3	P	96-107	L 45-44
12/5	Atl	121-122	L 2-9	2/21	P	97-109	L 16-26	3/28	P	91-102	L 32-36	3/23	Atl	102-100*	W 46-44
3/8	Atl	129-135	L 2-10	<b>1982-83 (1-1)</b>				<b>1995-96 (0-2)</b>				<b>2007-08 (2-0)</b>			
<b>1973-74 (2-2)</b>				11/16	P	106-87	W 17-26	2/18	P	90-93	L 32-37	1/21	Atl	111-109*	W 47-44
10/26	P	127-110	W 3-10	3/8	Atl	93-110	L 17-27	2/28	Atl	88-90	L 32-38	1/27	P	94-93	W 48-44
11/15	Atl	114-123	L 3-11	<b>1983-84 (2-0)</b>				<b>1996-97 (0-2)</b>				<b>2008-09 (1-1)</b>			
1/17	Atl	99-126	L 3-12	11/13	P	135-105	W 18-27	11/4	P	76-94	L 32-39	2/20	P	108-98	W 49-44
3/16	P	128-127	W 4-12	3/9	Atl	104-101	W 19-27	3/25	Atl	89-96	L 32-40	3/15	Atl	80-98	L 49-45
<b>1974-75 (3-1)</b>				<b>1984-85 (2-0)</b>				<b>1997-98 (1-1)</b>				<b>2009-10 (0-2)</b>			
11/9	Atl	119-115	W 5-12	3/5	Atl	100-91	W 20-27	12/15	P	90-99	L 32-41	11/3	P	91-97	L 49-46
11/14	P	104-92	W 6-12	3/17	P	114-101	W 21-27	1/24	Atl	92-77	W 33-41	11/16	Atl	95-99*	L 49-47
12/10	P	103-107	L 6-13	<b>1985-86 (0-2)</b>				<b>1998-99</b>				<b>2010-11 (0-2)</b>			
3/25	Atl	105-89	W 7-13	12/4	Atl	98-109	L 21-28	Did not play each other				2/27	P	83-90	L 49-48
<b>1975-76 (2-2)</b>				2/16	P	101-110	L 21-29	<b>1999-2000 (2-0)</b>				3/12	Atl	82-91	L 49-49
11/4	P	97-98	L 7-14	<b>1986-87 (1-1)</b>				11/13	P	131-95	W 34-41	<i>* Overtime periods</i>			
12/4	Atl	87-94	L 7-15	2/15	P	98-93	W 22-29	2/4	Atl	97-90	W 35-41				
1/11	Atl	116-109	W 8-15	2/28	Atl	102-123	L 22-30	<b>2000-01 (1-1)</b>							
2/29	P	102-98	W 9-15	<b>1987-88 (2-0)</b>				<b>2001-02 (1-1)</b>							
<b>1976-77 (1-3)</b>				2/2	P	121-118	W 23-30	1/8	Atl	92-101	L 36-43				
11/2	P	129-116	W 10-15	2/27	Atl	123-120	W 24-30	2/21	P	94-79	W 37-43				
11/11	Atl	105-107	L 10-16	<b>1988-89 (1-1)</b>											
1/16	Atl	120-125	L 10-17	12/3	Atl	97-115	L 24-31								
2/11	P	108-121	L 10-18	1/18	P	110-94	W 25-31								
<b>1977-78 (3-1)</b>				<b>1989-90 (1-1)</b>											
11/11	Atl	132-92	W 11-18	3/29	P	112-106	W 26-32								
2/15	P	102-99	W 12-18												
3/10	Atl	105-114	L 12-19												
3/18	P	105-86	W 13-19												

## Series History & Highlights

**All-time series record:** Series tied, 49-49

**In Portland:** Trail Blazers lead, 32-17

**In Atlanta:** Hawks lead, 32-17

**Longest Win Streaks:** Trail Blazers (9), Hawks (9)

**Biggest Trail Blazers Win:** 40 points, 132-92, 11/11/77

**Biggest Hawks Win:** 27 points, 126-99, 1/17/74

**Most Points, Trail Blazers:** 146-131, 11/18/70

**Fewest Points, Trail Blazers:** 76-94, 11/4/96

**Most Points, Hawks:** 135-121, 12/27/71

**Fewest Points, Hawks:** 75-77, 11/27/05

**Overtime Games:** (6) Trail Blazers 4, Hawks 2

**Individual Bests, Trail Blazers:**

**Points:** 41---Maurice Lucas, 2/11/77

**Rebounds:** 22---Bill Walton (twice), 1/11/76 and 11/2/76

**Assists:** 15---Rod Strickland, 1/28/95

**Individual Bests, Hawks:**

**Points:** 49---Lou Hudson, 11/18/70

**Rebounds:** 25---Kevin Willis, 3/29/93 (OT); 24---Bill Bridges, 2/24/71

**Assists:** 17---Tom Henderson, 11/11/76; 17---Doc Rivers, 2/28/87



# BOSTON CELTICS



226 Causeway St., 4th Floor  
 Boston, MA 02114  
 (617) 854-8000  
 TD Garden (18,624)



**Doc Rivers**  
 Head Coach  
 8th year

All-time vs. Portland: 12-10 (.545)

**Vice President, Media Services** ..... Jeff Twiss  
**Radio** ..... Sean Grande, Cedric Maxwell  
**Television** ...Mike Gorman, Tom Heinsohn, Greg Dickerson

**Assistant Coaches** ..... Armond Hill, Kevin Eastman,  
 Mike Longabardi, Jamie Young, Tyronn Lue  
**Head Athletic Trainer** ..... Ed Lacerte

## 2010-11 RESULTS

**Boston won, 2-0**

12/1 at BOS - Boston 99, Portland 95  
 1/27 at POR - Boston 88, Portland 78

## 2011-12 MATCHUPS

Friday, March 9 - at Boston (4:30 p.m.)

\*All Times Pacific

### 2010-11 TRAIL BLAZERS vs. CELTICS

Player	G	S	Min.	FG	FGA	Pct.	3FG	3At	Pct.	FT	FTA	Pct.	Off	Def	RB	Ast.	PF	St	TO	Bl	Pts.	Avg.
Roy	1	1	37	5	10	.500	0	2	.000	8	9	.889	0	3	3	3	3	1	0	0	18	18.0
Aldridge	2	2	90	14	34	.412	0	3	.000	7	10	.700	10	12	22	3	7	3	5	1	35	17.5
Mathews	2	2	77	12	28	.429	7	12	.583	4	4	1.000	2	5	7	1	8	4	5	0	35	17.5
Miller	2	2	72	15	32	.469	0	2	.000	4	6	.667	2	6	8	13	4	2	4	0	34	17.0
Fernandez	2	0	51	6	17	.353	4	7	.571	3	3	1.000	2	3	5	5	6	5	4	0	19	9.5
Cunningham	2	0	45	6	11	.545	0	0	---	1	2	.500	3	3	6	2	6	3	3	1	13	6.5
Przybilla	1	1	19	2	3	.667	0	0	---	0	0	---	2	4	6	0	2	0	1	0	4	4.0
Mills	2	0	23	3	11	.273	0	3	.000	1	2	.500	1	3	4	3	3	1	1	0	7	3.5
Batum	2	1	30	3	10	.300	0	3	.000	0	0	---	2	4	6	2	4	1	1	1	6	3.0
Babbitt	1	0	9	1	2	.500	0	1	.000	0	0	---	0	0	0	0	0	0	0	0	2	2.0
Camby	1	1	21	0	3	.000	0	0	---	0	0	---	2	7	9	3	1	0	4	0	0	0.0
Marks	1	0	8	0	3	.000	0	0	---	0	0	---	0	1	1	0	5	0	2	0	0	0.0
<b>Portland</b>	<b>2</b>	<b>-</b>	<b>480</b>	<b>67</b>	<b>164</b>	<b>.409</b>	<b>11</b>	<b>33</b>	<b>.333</b>	<b>28</b>	<b>36</b>	<b>.778</b>	<b>26</b>	<b>51</b>	<b>77</b>	<b>35</b>	<b>49</b>	<b>20</b>	<b>29</b>	<b>7</b>	<b>173</b>	<b>86.5</b>

### 2010-11 CELTICS vs. TRAIL BLAZERS

Player	G	S	Min.	FG	FGA	Pct.	3FG	3At	Pct.	FT	FTA	Pct.	Off	Def	RB	Ast.	PF	St	TO	Bl	Pts.	Avg.
Pierce	2	2	72	16	25	.640	6	11	.545	7	8	.875	1	9	10	6	7	1	7	3	45	22.5
S.O'Neal	1	1	26	5	7	.714	0	0	---	4	6	.667	2	2	4	1	3	0	4	1	14	14.0
Allen	2	2	76	9	26	.346	4	12	.333	5	5	1.000	1	3	4	4	6	2	3	1	27	13.5
Garnett	2	2	66	10	20	.500	0	0	---	7	8	.875	2	15	17	12	6	1	4	1	27	13.5
Davis	2	0	55	8	14	.571	0	0	---	6	8	.750	2	9	11	2	5	1	4	0	22	11.0
Rondo	2	2	85	9	15	.600	1	2	.500	2	6	.333	1	6	7	15	2	3	9	0	21	10.5
Perkins	1	0	21	3	4	.750	0	0	---	4	4	1.000	1	8	9	0	2	0	4	0	10	10.0
Erden	2	1	22	2	2	1.000	0	0	---	4	6	.667	1	3	4	0	2	0	1	0	8	4.0
Daniels	2	0	42	2	7	.286	0	1	.000	3	6	.500	0	3	3	2	2	2	1	0	7	3.5
Wafer	2	0	6	2	3	.667	0	1	.000	0	0	---	0	2	2	0	0	1	0	0	4	2.0
Robinson	2	0	9	0	4	.000	0	4	.000	2	2	1.000	0	1	1	2	3	0	1	0	2	1.0
<b>Boston</b>	<b>2</b>	<b>-</b>	<b>480</b>	<b>66</b>	<b>127</b>	<b>.520</b>	<b>11</b>	<b>31</b>	<b>.355</b>	<b>44</b>	<b>59</b>	<b>.746</b>	<b>11</b>	<b>61</b>	<b>72</b>	<b>44</b>	<b>38</b>	<b>11</b>	<b>38</b>	<b>6</b>	<b>187</b>	<b>93.5</b>





# All-Time Trail Blazers vs. Celtics

<b>1970-71 (2-2)</b>	10/18 P 115-133 L 0-1 11/25 B 115-122 L 0-2 12/27 P 135-123 W 1-2 1/5 B 124-120 W 2-2	<b>1977-78 (3-1)</b>	12/9 B 118-97 W 8-21 12/20 P 104-99 W 9-21 1/15 B 107-103* W 10-21 3/28 P 92-104 L 10-22	<b>1988-89 (1-1)</b>	3/29 B 97-106 L 17-38 4/7 P 113-100 W 18-38	<b>2000-01 (1-1)</b>	1/8 B 98-90 W 33-45 2/1 P 81-85 L 33-46
<b>1971-72 (0-4)</b>	11/6 B 109-124 L 2-3 1/7 P 114-120 L 2-4 1/23 B 105-115 L 2-5 2/15 P 104-111 L 2-6	<b>1978-79 (3-1)</b>	11/8 B 112-109 W 11-22 11/28 P 102-97 W 12-22 1/12 B 125-128 L 12-23 2/18 P 111-104 W 13-23	<b>1989-90 (2-0)</b>	2/16 P 120-101 W 19-38 3/7 B 130-117 W 20-38	<b>2001-02 (1-1)</b>	23/15 P 104-107 L 33-47 3/18 B 100-91 W 34-47
<b>1972-73 (0-4)</b>	11/22 B 107-126 L 2-7 12/16 P 116-123 L 2-8 1/17 B 99-117 L 2-9 2/16 P 105-112 L 2-10	<b>1979-80 (0-2)</b>	1/18 B 101-126 L 13-24 2/15 P 91-106 L 13-25	<b>1990-91 (1-1)</b>	3/3 B 116-107 W 21-38 3/10 P 109-111* L 21-39	<b>2002-03 (1-1)</b>	1/3 B 108-103 W 35-47 2/13 P 92-100 L 35-48
<b>1973-74 (0-4)</b>	12/21 P 120-124* L 2-11 2/15 P 104-106 L 2-12 3/12 B 93-110 L 2-13 3/22 B 118-126 L 2-14	<b>1980-81 (0-2)</b>	11/26 B 101-126 L 13-26 1/4 P 111-120 L 13-27	<b>1991-92 (1-1)</b>	11/10 P 116-90 W 22-39 2/15 B 148-152** L 22-40	<b>2003-04 (2-0)</b>	2/21 P 105-84 W 36-48 3/31 B 105-98 W 37-48
<b>1974-75 (0-4)</b>	11/6 B 110-128 L 2-15 1/1 P 94-108 L 2-16 2/15 P 100-102 L 2-17 3/14 B 98-103 L 2-18	<b>1981-82 (1-1)</b>	1/24 B 123-119 W 14-27 2/19 P 117-127 L 14-28	<b>1992-93 (0-2)</b>	2/28 B 110-122 L 22-41 3/21 P 104-106 L 22-42	<b>2004-05 (1-1)</b>	11/10 B 88-90 L 37-49 12/9 P 89-87 W 38-49
<b>1975-76 (2-2)</b>	10/31 Bos 94-112 L 2-19 1/3 P 125-97 W 3-19 1/13 B 94-106 L 3-20 2/15 P 108-105 W 4-20	<b>1982-83 (1-1)</b>	11/24 B 95-104 L 14-29 2/17 P 121-114 W 15-29	<b>1993-94 (1-1)</b>	12/3 B 108-114 L 22-43 2/20 P 102-93 W 23-43	<b>2005-06 (0-2)</b>	2/10 B 83-115 L 38-50 2/24 P 96-102 L 38-51
<b>1976-77 (3-1)</b>	12/8 B 95-104 L 4-21 1/4 P 128-84 W 5-21 1/14 B 107-92 W 6-21 2/22 P 113-111 W 7-21	<b>1983-84 (0-2)</b>	12/2 B 106-115 L 15-30 2/19 P 101-107 L 15-31	<b>1994-95 (2-0)</b>	1/6 B 95-92 W 24-43 3/16 P 113-98 W 25-43	<b>2006-07 (0-2)</b>	11/17 B 90-118 L 38-52 1/1 P 81-89 L 38-53
		<b>1984-85 (1-1)</b>	12/2 B 127-128 L 15-32 1/27 P 111-103 W 16-32	<b>1995-96 (2-0)</b>	12/27 P 135-109 W 26-43 1/3 B 114-110* W 27-43	<b>2007-08 (0-2)</b>	1/16 B 90-100 L 38-54 2/24 P 102-112 L 38-55
		<b>1985-86 (1-1)</b>	12/6 B 121-103 W 17-32 2/14 P 119-120* L 17-33	<b>1996-97 (1-1)</b>	1/31 B 105-111 L 27-44 2/16 P 118-106 W 28-44	<b>2008-09 (1-1)</b>	12/5 B 78-93 L 38-56 12/30 P 91-86 W 39-56
		<b>1986-87 (0-2)</b>	2/13 P 116-131 L 17-34 2/25 B 116-122 L 17-35	<b>1997-98 (1-1)</b>	2/22 P 121-96 W 29-44 3/1 B 101-102 L 29-45	<b>2009-10 (0-2)</b>	1/22 B 95-98* L 39-57 2/19 P 76-96 L 39-58
		<b>1987-88 (0-2)</b>	2/19 P 104-124 L 17-36 2/24 B 112-113 L 17-37	<b>1998-99 (1-0)</b>	2/19 P 106-86 W 30-45	<b>2010-11 (0-2)</b>	12/1 B 95-99 L 39-59 1/27 P 78-88 L 39-60
				<b>1999-2000 (2-0)</b>	2/6 B 100-94 W 31-45 2/21 P 105-92 W 32-45		

\* Overtime periods

## Series History & Highlights

**All-time series record:** Celtics lead, 60-39

**In Portland:** Celtics lead, 27-23

**In Boston:** Celtics lead, 33-16

**Longest Win Streaks:** Trail Blazers (6), Celtics (17)

**Biggest Trail Blazers Win:** 44 points, 128-84, 1/4/77

**Biggest Celtics Win:** 32 points, 115-83, 2/10/06

**Most Points, Trail Blazers:** 148-152, 3/15/92 (2OT); 135-123, 12/27/71

**Fewest Points, Trail Blazers:** 76-96, 2/19/10

**Most Points, Celtics:** 152-148, 3/15/92 (2OT); 133-115, 10/18/70

**Fewest Points, Celtics:** 84-128, 1/4/77; 84-105, 2/21/04

**Overtime Games:** (7) Celtics 5, Trail Blazers 2

**Individual Bests, Trail Blazers:**

**Points:** 46---Maurice Lucas, 1/12/78

**Rebounds:** 19---Bill Walton, 1/13/76

**Assists:** 18---Rod Strickland, 1/3/96

**Individual Bests, Celtics:**

**Points:** 49---Larry Bird, 3/15/92 (2OT); 48---Larry Bird, 1/27/85

**Rebounds:** 24---Dave Cowens, 1/5/71

**Assists:** 14---John Havlicek, 1/5/71; 14---JoJo White, 11/28/78



# CHARLOTTE BOBCATS



333 E. Trade St.  
Charlotte, NC 28202  
(704) 688-8600  
Time Warner Cable Arena (19,077)



**Paul Silas**  
Head Coach  
2nd year  
All-time vs. Portland: 8-24 (.250)

**Director, Basketball Communications** ..... B.J. Evans  
**Radio** ..... TBD  
**Television** ..... Steve Martin, Dell Curry, Stephanie Ready

**Assistant Coaches** ..... Ralph Lewis, Stephen Silas,  
Rob Werdann  
**Head Athletic Trainer** ..... Steve Stricker

## 2010-11 RESULTS

Series tied, 1-1

3/5 at POR - Portland 93, Charlotte 69  
3/11 at CHA - Charlotte 97, Portland 92

## 2011-12 MATCHUPS

Wednesday, Feb. 1 - at Portland (7 p.m.)

\*All Times Pacific

### 2010-11 TRAIL BLAZERS vs. BOBCATS

Player	G	S	Min.	FG	FGA	Pct.	3FG	3At	Pct.	FT	FTA	Pct.	Off	Def	RB	Ast.	PF	St	TO	Bl	Pts.	Avg.
Aldridge	2	2	83	17	35	.486	0	1	.000	7	9	.778	8	9	17	2	8	1	4	5	41	20.5
Matthews	2	2	53	8	17	.471	4	8	.500	5	6	.833	1	3	4	5	4	4	2	0	25	12.5
Miller	2	2	64	10	17	.588	0	1	.000	3	3	1.000	0	1	1	15	5	3	4	1	23	11.5
Batum	2	2	46	8	18	.444	2	6	.333	2	2	1.000	4	6	10	1	4	1	1	1	20	10.0
Wallace	2	0	58	5	15	.333	3	7	.429	7	10	.700	1	14	15	0	8	4	5	3	20	10.0
Roy	2	0	48	8	21	.381	2	7	.286	1	2	.500	1	2	3	6	2	2	0	1	19	9.5
Mills	2	0	32	6	13	.462	5	9	.556	0	2	.000	0	0	0	3	4	0	2	0	17	8.5
Fernandez	2	0	43	3	11	.273	1	9	.111	4	4	1.000	0	0	0	7	3	6	2	1	11	5.5
Camby	2	2	46	4	8	.500	0	0	---	1	3	.333	4	17	21	1	4	1	3	3	9	4.5
Collins	1	0	6	0	0	---	0	0	---	0	0	---	1	0	1	0	1	0	1	0	0	0.0
A. Johnson	1	0	1	0	1	.000	0	0	---	0	0	---	0	0	0	0	0	0	0	0	0	0.0
<b>Portland</b>	<b>2</b>	<b>-</b>	<b>480</b>	<b>69</b>	<b>156</b>	<b>.442</b>	<b>17</b>	<b>48</b>	<b>.354</b>	<b>30</b>	<b>41</b>	<b>.732</b>	<b>20</b>	<b>52</b>	<b>72</b>	<b>40</b>	<b>43</b>	<b>22</b>	<b>24</b>	<b>15</b>	<b>185</b>	<b>92.5</b>

### 2010-11 BOBCATS vs. TRAIL BLAZERS

Player	G	S	Min.	FG	FGA	Pct.	3FG	3At	Pct.	FT	FTA	Pct.	Off	Def	RB	Ast.	PF	St	TO	Bl	Pts.	Avg.
Jackson	1	1	36	10	25	.400	3	7	.429	6	6	1.000	4	6	10	3	3	1	5	1	29	29.0
Augustin	2	2	74	9	24	.375	2	8	.250	10	11	.909	0	5	5	8	3	1	9	0	30	15.0
Henderson	2	2	68	12	25	.480	0	2	.000	4	4	1.000	0	4	4	1	3	3	5	0	28	14.0
White	2	0	54	12	18	.667	0	0	---	4	4	1.000	8	10	18	1	4	3	1	2	28	14.0
Cunningham	2	0	41	7	10	.700	0	0	---	1	2	.500	1	4	5	1	2	2	1	1	15	7.5
Przybilla	1	0	17	2	3	.667	0	0	---	1	2	.500	1	1	2	0	6	0	3	1	5	5.0
McGuire	1	1	26	2	5	.400	0	0	---	0	0	---	1	5	6	2	4	0	2	1	4	4.0
K. Brown	2	2	46	1	10	.100	0	0	---	5	8	.625	5	9	14	2	4	1	2	0	7	3.5
Diaw	2	2	43	3	12	.250	1	3	.333	0	0	---	1	8	9	6	4	2	3	1	7	3.5
Livingston	2	0	24	1	5	.200	0	0	---	4	5	.800	1	2	3	5	6	0	5	0	6	3.0
Carroll	2	0	19	2	4	.500	0	1	.000	1	1	1.000	0	1	1	0	0	1	1	0	5	2.5
Thomas	1	0	24	1	4	.250	0	1	.000	0	0	---	0	6	6	0	1	0	0	1	2	2.0
Najera	1	0	8	0	0	---	0	0	---	0	0	---	0	0	0	0	2	0	1	0	0	0.0
<b>Charlotte</b>	<b>2</b>	<b>-</b>	<b>480</b>	<b>62</b>	<b>145</b>	<b>.428</b>	<b>6</b>	<b>22</b>	<b>.273</b>	<b>36</b>	<b>43</b>	<b>.837</b>	<b>22</b>	<b>61</b>	<b>83</b>	<b>29</b>	<b>42</b>	<b>14</b>	<b>40</b>	<b>8</b>	<b>166</b>	<b>83.0</b>



# All-Time Trail Blazers vs. Bobcats

## 2004-05 (2-0)

2/4 P 101-89 W 1-0  
2/14 C 80-77 W 2-0

## 2005-06 (1-1)

2/13 C 91-83 W 3-0  
2/22 P 106-110 L 3-1

## 2006-07 (2-0)

2/9 C 108-100\* W 4-1  
3/1 P 127-90 W 5-1

## 2007-08 (0-2)

11/19 C 92-101 L 5-2  
3/29 P 85-93 L 5-3

## 2008-09 (1-1)

1/17 C 97-102\* L 5-4  
1/28 P 88-74 W 6-4

## 2009-10 (2-0)

11/14 C 80-74 W 7-4  
2/1 P 98-79 W 8-4

## 2010-11 (1-1)

3/5 P 93-69 W 9-4  
3/11 C 92-97 L 9-5

\* Overtime periods

## Series History & Highlights

**All-time series record:** Trail Blazers lead, 9-5

**In Portland:** Trail Blazers lead, 5-2

**In Charlotte:** Trail Blazers lead, 4-3

**Longest Win Streaks:** Trail Blazers (4), Bobcats (3)

**Biggest Trail Blazers Win:** 37 points, 127-90, 3/1/07

**Biggest Bobcats Win:** 9 points, 101-92, 11/19/07

**Most Points, Trail Blazers:** 127-90, 3/1/07

**Fewest Points, Trail Blazers:** 80-74, 11/14/09; 80-77, 2/14/05

**Most Points, Bobcats:** 110-106, 2/22/06

**Fewest Points, Bobcats:** 69-93, 3/5/11

**Overtime Games:** (2) Trail Blazers 1, Bobcats 1

### Individual Bests, Trail Blazers:

**Points:** 40---Zach Randolph, 2/9/07 (OT); 30---LaMarcus Aldridge, 3/1/07

**Rebounds:** 18---Joel Przybilla, 3/29/08

**Assists:** 10---Andre Miller, 2/1/10

### Individual Bests, Bobcats:

**Points:** 31---Gerald Wallace, 1/17/09 (OT); 29---Stephen Jackson, 3/11/11

**Rebounds:** 18---Primoz Brezec, 2/14/05

**Assists:** 13---Brevin Knight, 2/22/06



# CHICAGO BULLS



1901 W. Madison St.  
Chicago, IL 60612  
(312) 455-4000  
United Center (20,917)



**Tom Thibodeau**  
Head Coach  
2nd year

All-time vs. Portland: 1-1 (.500)

**Sr. Director, Public and Media Relations** ..... Tim Hallam  
**Radio** ..... Chuck Swirsky, Bill Wennington, Steve Kashul  
**Spanish Radio** ..... Omar Ramos, Ozzie Guillen, Jr.  
**Television** ..... Neil Funk, Stacey King

**Assistant Coaches** ..... Ron Adams, Rick Brunson,  
Andy Greer, Adrian Griffin, Ed Pinckney, Mike Wilhelm  
**Head Athletic Trainer** ..... Fred Tedeschi

## 2010-11 RESULTS

**Series tied, 1-1**

11/1 at CHI - Chicago 110, Portland 98  
2/7 at POR - Portland 109, Chicago 103

## 2011-12 MATCHUPS

Friday, March 16 - at Chicago (5 p.m.)  
\*All Times Pacific

### 2010-11 TRAIL BLAZERS vs. BULLS

Player	G	S Min.	FG	FGA	Pct.	3FG	3At	Pct.	FT	FTA	Pct.	Off	Def	RB	Ast.	PF	St	TO	Bl	Pts.	Avg.	
Aldridge	2	2	82	27	42	.643	0	0	---	21	23	.913	6	11	17	1	6	1	0	3	75	37.5
Miller	2	2	75	9	17	.529	0	0	---	16	17	.941	2	7	9	17	6	6	5	1	34	17.0
Roy	1	1	39	4	12	.333	0	2	.000	9	11	.818	0	2	2	3	0	1	1	0	17	17.0
Fernandez	2	0	56	7	19	.368	2	9	.222	8	9	.889	0	2	2	3	8	5	6	0	24	12.0
A. Johnson	1	0	12	4	8	.500	0	0	---	2	6	.333	0	2	2	2	2	0	1	0	10	10.0
Camby	1	1	25	2	7	.286	0	0	---	5	5	1.000	7	4	11	1	2	0	0	1	9	9.0
Batum	2	2	57	5	13	.385	0	4	.000	5	6	.833	2	4	6	3	2	1	2	0	15	7.5
Cunningham	1	0	19	3	8	.375	0	1	.000	0	0	---	2	3	5	2	2	2	0	0	6	6.0
Matthews	2	1	63	4	16	.250	0	5	.000	3	4	.750	2	2	4	2	7	1	3	0	11	5.5
Marks	1	0	4	1	1	1.000	0	0	---	0	0	---	0	0	0	0	2	0	0	1	2	2.0
Mills	1	0	6	1	2	.500	0	1	.000	0	0	---	0	1	1	1	0	0	0	0	2	2.0
Babbitt	2	0	7	1	1	1.000	0	0	---	0	0	---	0	0	0	0	1	0	1	0	2	1.0
Oberto	1	0	10	0	0	---	0	0	---	0	0	---	1	0	1	0	3	0	1	0	0	0.0
Przybilla	1	1	23	0	2	.000	0	0	---	0	0	---	2	4	6	1	1	0	1	0	0	0.0
<b>Portland</b>	<b>2</b>	<b>-</b>	<b>480</b>	<b>68</b>	<b>148</b>	<b>.459</b>	<b>2</b>	<b>22</b>	<b>.091</b>	<b>69</b>	<b>81</b>	<b>.852</b>	<b>24</b>	<b>42</b>	<b>66</b>	<b>36</b>	<b>42</b>	<b>17</b>	<b>21</b>	<b>6</b>	<b>207</b>	<b>103.5</b>

### 2010-11 BULLS vs. TRAIL BLAZERS

Player	G	S Min.	FG	FGA	Pct.	3FG	3At	Pct.	FT	FTA	Pct.	Off	Def	RB	Ast.	PF	St	TO	Bl	Pts.	Avg.	
Deng	2	2	68	21	34	.618	3	9	.333	10	14	.714	2	5	7	3	7	1	1	0	55	27.5
Rose	2	2	75	20	38	.526	1	9	.111	11	14	.786	0	6	6	19	4	1	10	0	52	26.0
Boozer	1	1	35	8	13	.615	0	0	---	1	2	.500	5	7	12	4	5	0	1	0	17	17.0
Korver	2	0	46	9	14	.643	4	6	.667	3	3	1.000	0	6	6	4	4	0	2	0	25	12.5
Noah	1	1	42	4	9	.444	0	0	---	2	4	.500	2	8	10	4	5	0	3	1	10	10.0
Asik	2	0	38	6	11	.545	0	0	---	3	10	.300	7	5	12	2	8	0	0	3	15	7.5
Gibson	2	1	49	7	12	.583	0	0	---	0	0	---	5	5	10	1	9	0	2	0	14	7.0
Brewer	2	0	29	6	12	.500	0	0	---	0	1	.000	2	2	4	1	0	3	1	0	12	6.0
Johnson	1	0	11	1	2	.500	0	0	---	0	2	.000	0	1	1	0	5	0	2	0	2	2.0
Scalabrino	1	0	6	1	1	1.000	0	0	---	0	0	---	1	0	1	0	2	0	1	0	2	2.0
Thomas	1	1	22	1	4	.250	0	0	---	0	0	---	1	2	3	0	4	1	1	0	2	2.0
Watson	2	0	21	2	6	.333	0	1	.000	0	0	---	0	1	1	2	2	2	3	1	4	2.0
Bogans	2	2	37	1	4	.250	1	4	.250	0	0	---	1	3	4	3	3	1	0	0	3	1.5
<b>Chicago</b>	<b>2</b>	<b>-</b>	<b>480</b>	<b>87</b>	<b>160</b>	<b>.544</b>	<b>9</b>	<b>29</b>	<b>.310</b>	<b>30</b>	<b>50</b>	<b>.600</b>	<b>26</b>	<b>51</b>	<b>77</b>	<b>43</b>	<b>58</b>	<b>9</b>	<b>29</b>	<b>5</b>	<b>213</b>	<b>106.5</b>



# All-Time Trail Blazers vs. Bulls

## 1970-71 (1-3)

10/25 P 116-131 L 0-1  
1/2 P 113-136 L 0-2  
1/8 Chi 113-105 W 1-3  
1/19 Chi 111-123 L 1-3

## 1971-72 (0-6)

10/26 P 111-123 L 1-4  
11/23 Chi 94-130 L 1-5  
12/25 P 88-109 L 1-6  
12/30 Chi 92-117 L 1-7  
1/15 Chi 100-120 L 1-8  
2/29 P 92-116 L 1-9

## 1972-73 (1-5)

10/27 P 95-118 L 1-10  
12/19 Chi 109-102 W 2-10  
12/22 P 97-127 L 2-11  
1/16 Chi 89-100 L 2-12  
2/27 P 110-125 L 2-13  
3/20 Chi 109-123 L 2-14

## 1973-74 (2-4)

11/10 P 104-106 L 2-15  
11/20 Chi 101-106 L 2-16  
12/30 P 99-92 W 3-16  
1/20 Chi 97-99 L 3-17  
2/22 Chi 100-117 L 3-18  
3/1 P 95-91 W 4-18

## 1974-75 (2-2)

11/19 P 98-92\* W 5-18  
1/23 Chi 91-96 L 5-19  
2/4 Chi 90-102 L 5-20  
3/8 P 88-82 W 6-20

## 1975-76 (4-1)

11/14 P 93-89 W 7-20  
12/6 Chi 90-77 W 8-20  
2/20 Chi 74-130 L 8-21  
3/2 P 116-105 W 9-21  
4/9 P 100-88 W 10-21

## 1976-77 (4-0)

11/24 P 117-115\* W 11-21  
12/28 Chi 84-79 W 12-21  
1/1 P 89-82 W 13-21  
2/18 Chi 90-87 W 14-21

## 1977-78 (3-1)

11/23 P 116-111 W 15-21  
12/27 Chi 106-115 L 15-22  
1/3 P 92-90 W 16-22  
2/26 Chi 100-92 W 17-22

## 1978-79 (0-4)

10/15 P 97-108 L 17-23  
11/24 P 99-100 L 17-24  
12/8 Chi 99-100 L 17-25  
2/20 Chi 97-99 L 17-26

## 1979-80 (3-3)

10/26 P 95-93 W 18-26  
11/10 Chi 94-90 W 19-26  
12/7 P 93-95 L 19-27  
12/11 Chi 93-104 L 19-28  
1/29 P 110-107 W 20-28  
3/15 Chi 108-110 L 20-29

## 1980-81 (2-0)

12/5 P 116-115 W 21-29  
1/16 Chi 113-112 W 22-29

## 1981-82 (1-1)

11/29 P 114-109 W 23-29  
2/23 Chi 122-123 L 23-30

## 1982-83 (1-1)

2/8 Chi 109-83 W 24-30  
3/18 P 101-117 L 24-31

## 1983-84 (0-2)

12/29 Chi 99-100 L 24-32  
3/16 P 155-156\*\*\*\* L 24-33

## 1984-85 (1-1)

11/24 P 141-131 W 25-33  
1/22 Chi 115-123 L 25-34

## 1985-86 (1-1)

11/29 P 122-107 W 26-34  
2/21 Chi 96-108 L 26-35

## 1986-87 (1-1)

1/8 Chi 117-121 L 26-36  
3/22 P 115-113 W 27-36

## 1987-88 (1-1)

2/26 Chi 104-96 W 28-36  
4/1 P 101-116 L 28-37

## 1988-89 (0-2)

2/20 Chi 96-102 L 28-38  
3/24 P 113-128 L 28-39

## 1989-90 (1-1)

11/21 P 121-110 W 29-39  
2/23 Chi 102-113 L 29-40

## 1990-91 (2-0)

11/18 P 125-112 W 30-40  
12/8 Chi 109-101 W 31-40

## 1991-92 (0-2)

11/29 P 114-116\*\* L 31-41  
3/1 Chi 91-111 L 31-42

## 1992-93 (0-2)

12/4 Chi 99-111 L 31-43  
2/7 P 91-101 L 31-44

## 1993-94 (2-0)

11/18 P 120-98 W 32-44  
3/4 Chi 115-96 W 33-44

## 1994-95 (1-1)

2/8 P 116-103 W 34-44  
3/6 Chi 83-103 L 34-45

## 1995-96 (0-2)

11/11 Chi 106-110 L 34-46  
11/27 P 104-107 L 34-47

## 1996-97 (0-2)

2/4 P 84-88 L 34-48  
2/22 Chi 89-116 L 34-49

## 1997-98 (1-1)

1/29 P 87-100 L 34-50  
2/25 Chi 106-101 W 35-50

## 1998-99

Did not play each other

## 1999-2000 (2-0)

1/3 Chi 88-63 W 36-50  
2/1 P 91-82 W 37-59

## 2000-01 (2-0)

1/23 Chi 104-100 W 38-50  
1/30 P 92-81 W 39-50

## 2001-02 (2-0)

2/3 P 101-96 W 40-50  
3/22 Chi 109-93 W 41-50

## 2002-03 (1-1)

12/31 Chi 87-102 L 41-51  
1/31 P 107-94 W 42-51

## 2003-04 (2-0)

1/9 Chi 87-78 W 43-51  
1/31 P 102-95\* W 44-51

## 2004-05 (0-2)

1/9 Chi 87-92 L 44-52  
1/31 P 84-87 L 44-53

## 2005-06 (1-1)

11/16 P 96-93 W 45-53  
3/14 Chi 66-95 L 45-54

## 2006-07 (0-2)

2/3 P 86-88 L 45-55  
3/26 Chi 89-100 L 45-56

## 2007-08 (2-0)

1/3 Chi 115-109\*\* W 46-56  
2/6 P 100-97 W 47-56

## 2008-09 (2-0)

11/19 P 116-74 W 48-56  
1/12 Chi 109-95 W 49-56

## 2009-10 (1-1)

11/23 P 122-98 W 50-56  
2/26 Chi 111-115\* L 50-57

## 2010-11 (1-1)

11/1 Chi 98-110 L 50-58  
2/7 P 109-103 W 51-58

\* Overtime periods

# Series History & Highlights

**All-time series record:** Bulls lead, 58-51

**In Portland:** Trail Blazers lead, 32-23

**In Chicago:** Bulls lead, 35-19

**Longest Win Streaks:** Trail Blazers (7-twice), Bulls (8)

**Biggest Trail Blazers Win:** 42 points, 116-74, 11/19/08

**Biggest Bulls Win:** 56 points, 130-74, 2/20/76

**Most Points, Trail Blazers:** 155-156, 3/16/84 (4OT); 141-131, 11/24/84

**Fewest Points, Trail Blazers:** 66-95, 3/14/06

**Most Points, Bulls:** 156-155, 3/16/84 (4OT); 136-113, 1/2/71

**Fewest Points, Bulls:** 63-88, 1/3/00 (*Ties all-time low point total by Trail Blazers opponent*)

**Overtime Games:** (7) Trail Blazers 4, Bulls 3

## Individual Bests, Trail Blazers:

**Points:** 42---Clyde Drexler, 2/26/88; **42---LaMarcus Aldridge, 2/7/11**

**Rebounds:** 22---Sidney Wicks, 12/19/72; 22---Bill Walton, 12/6/75

**Assists:** 15---Kelvin Ransey, 2/23/82; 15---Darnell Valentine, 1/22/85;

15---Terry Porter, 1/29/91 (OT)

## Individual Bests, Bulls:

**Points:** 53---Michael Jordan, 1/8/87

**Rebounds:** 20---Tom Boerwinkle, 12/30/71; 20---Clifford Ray, 12/30/71;

20---Nate Thurmond, 2/4/75; 20---Mickey Johnson, 2/26/78; 20---Dennis Rodman, 1/29/98

**Assists:** 17---Michael Jordan, 3/24/89 (*Jordan's career high*)

OPPONENTS

# CLEVELAND CAVALIERS



6101 Brecksville Rd.  
Independence, OH 44131  
(216) 420-2000  
Quicken Loans Arena (20,562)



**Byron Scott**  
Head Coach  
2nd year

All-time vs. Portland: 13-15 (.464)

**Sr. Vice President, Communications**.....*Tad Carper*  
**Radio**..... *John Michael, Jim Chones*  
**Television**.....*Fred McLeod, Austin Carr*

**Assistant Coaches** .....*Paul Pressey, Jamahl Mosley,*  
*Joe Prunty, Nate Tibbetts*  
**Head Athletic Trainer**..... *Max Benton*

## 2010-11 RESULTS

### Portland won, 2-0

2/5 at CLE - Portland 111, Cleveland 105  
3/17 at POR - Portland 111, Cleveland 70

## 2011-12 MATCHUPS

### Sunday, Jan. 8 - at Portland (6 p.m.)

\*All Times Pacific

## 2010-11 TRAIL BLAZERS vs. CAVALIERS

Player	G	S Min.	FG	FGA	Pct.	3FG	3At	Pct.	FT	FTA	Pct.	Off	Def	RB	Ast.	PF	St	TO	Bl	Pts.	Avg.	
Matthews	2	2	76	16	27	.593	9	14	.643	4	6	.667	0	11	11	7	5	2	4	0	45	22.5
Aldridge	2	2	70	18	29	.621	0	0	---	4	5	.800	7	14	21	3	3	2	3	0	40	20.0
Batum	2	2	75	11	20	.550	7	11	.636	6	6	1.000	2	9	11	5	4	1	0	1	35	17.5
Wallace	1	1	33	8	14	.571	0	4	.000	1	1	1.000	1	5	6	6	1	2	0	2	17	17.0
Fernandez	2	0	54	10	18	.556	4	9	.444	6	6	1.000	3	4	7	8	7	4	2	0	30	15.0
Mills	2	0	33	7	16	.438	3	7	.429	1	1	1.000	0	1	1	4	4	0	2	0	18	9.0
Miller	2	2	56	5	12	.417	0	0	---	3	5	.600	0	4	4	19	7	0	7	0	13	6.5
Camby	1	0	19	3	7	.429	0	1	.000	0	0	---	3	6	9	2	2	1	0	0	6	6.0
Cunningham	1	1	13	3	7	.429	0	0	---	0	0	---	1	1	2	0	1	1	0	0	6	6.0
A. Johnson	1	0	4	3	5	.600	0	0	---	0	0	---	1	1	2	1	1	0	0	0	6	6.0
C. Johnson	1	0	4	1	1	1.000	0	0	---	0	0	---	1	0	1	0	1	1	1	0	2	2.0
Przybilla	1	0	24	1	1	1.000	0	0	---	0	0	---	3	2	5	1	2	0	2	1	2	2.0
Roy	1	0	14	1	3	.333	0	0	---	0	0	---	0	0	0	0	2	0	1	0	2	2.0
Babbitt	1	0	3	0	0	---	0	0	---	0	0	---	0	0	0	0	0	0	0	0	0	0.0
Collins	1	0	4	0	1	.000	0	0	---	0	0	---	0	0	0	0	0	0	0	0	0	0.0
<b>Portland</b>	<b>2</b>	<b>2</b>	<b>480</b>	<b>87</b>	<b>161</b>	<b>.540</b>	<b>23</b>	<b>46</b>	<b>.500</b>	<b>25</b>	<b>30</b>	<b>.833</b>	<b>22</b>	<b>58</b>	<b>80</b>	<b>56</b>	<b>40</b>	<b>14</b>	<b>22</b>	<b>4</b>	<b>222</b>	<b>111.0</b>

## 2010-11 CAVALIERS vs. TRAIL BLAZERS

Player	G	S Min.	FG	FGA	Pct.	3FG	3At	Pct.	FT	FTA	Pct.	Off	Def	RB	Ast.	PF	St	TO	Bl	Pts.	Avg.	
Jamison	1	1	37	7	16	.438	2	7	.286	1	1	1.000	0	3	3	3	2	2	1	17	17.0	
Sessions	2	2	55	11	19	.579	0	1	.000	7	8	.875	2	5	7	7	2	2	4	0	29	14.5
Moon	1	0	19	5	6	.833	2	3	.667	2	2	1.000	1	1	2	2	1	0	1	14	14.0	
Gibson	2	0	49	7	16	.438	3	8	.375	7	9	.778	0	2	2	9	6	1	2	0	24	12.0
Harris	2	0	36	8	9	.889	2	3	.667	4	4	1.000	0	4	4	4	0	3	3	0	22	11.0
Hickson	2	2	59	6	15	.400	0	1	.000	4	6	.667	4	9	13	0	6	0	1	1	16	8.0
Eyenga	2	1	53	6	17	.353	1	4	.250	2	3	.667	3	8	11	4	3	3	2	1	15	7.5
Parker	2	2	47	6	13	.462	1	5	.200	0	0	---	0	2	2	2	4	0	2	0	13	6.5
Harangody	1	0	20	2	5	.400	1	3	.333	0	0	---	0	3	3	1	4	1	3	0	5	5.0
Hollins	2	0	39	2	5	.400	0	0	---	4	5	.800	2	4	6	1	7	1	2	0	8	4.0
Samuels	2	1	25	1	9	.111	0	0	---	5	6	.833	1	2	3	1	4	0	1	0	7	3.5
Davis	1	0	15	1	4	.250	1	3	.333	0	0	---	0	0	0	0	1	0	3	0	3	3.0
Gee	1	1	27	0	5	.000	0	0	---	2	2	1.000	0	3	3	0	2	0	2	0	2	2.0
<b>Cleveland</b>	<b>2</b>	<b>2</b>	<b>480</b>	<b>62</b>	<b>139</b>	<b>.446</b>	<b>13</b>	<b>38</b>	<b>.342</b>	<b>38</b>	<b>46</b>	<b>.826</b>	<b>13</b>	<b>46</b>	<b>59</b>	<b>34</b>	<b>44</b>	<b>14</b>	<b>28</b>	<b>4</b>	<b>175</b>	<b>87.5</b>



# All-Time Trail Blazers vs. Cavaliers

<b>1970-71 (9-3)</b>	10/16 P 115-112 W 1-0	<b>1976-77 (2-2)</b>	12/5 P 93-89 W 17-18	<b>1987-88 (1-1)</b>	12/26 C 117-120 L 36-27	<b>1999-2000 (1-1)</b>	11/23 C 100-103 L 49-36
10/20 P 120-98 W 2-0	12/10 C 99-91 W 18-18	2/15 C 96-117 L 18-19	2/29 P 107-94 W 37-27	2/29 P 107-94 W 37-27	1/12 P 95-75 W 50-36		
11/12 P 103-105 L 2-1	<b>1977-78 (4-0)</b>	3/4 P 101-113 L 18-20	<b>1988-89 (1-1)</b>	2/24 C 91-128 L 37-38	<b>2000-01 (1-1)</b>	1/16 P 103-83 W 51-36	
11/14 P 126-116 W 3-1	11/19 P 109-67 W 19-20	12/6 C 116-94 W 20-20	3/12 P 123-110 W 38-28	2/27 P 118-105 W 39-29	1/22 C 58-84 L 51-37		
11/26 C 111-102 W 4-1	2/9 C 94-88 W 21-20	<b>1989-90 (1-1)</b>	<b>1990-91 (2-0)</b>	12/29 C 120-114 W 40-29	<b>2001-02 (2-0)</b>	1/7 C 98-72 W 52-37	
12/9 C 109-102 W 5-1	3/4 P 105-100 W 22-20	11/12 P 98-91 W 23-20	3/11 P 104-96 W 41-29	1/13 P 117-106 W 42-29	1/13 P 96-64 W 53-37		
1/4 C 119-106 W 6-1	<b>1978-79 (4-0)</b>	11/30 C 97-96 W 24-20	<b>1991-92 (2-0)</b>	1/14 C 121-114 W 42-29	<b>2002-03 (2-0)</b>	2/2 C 114-95 W 54-37	
1/27 P 104-118 L 6-2	11/12 P 106-102 W 25-20	11/27 P 102-96 W 27-20	11/1 P 117-106 W 42-29	1/14 C 121-114 W 43-29	<b>2003-04 (1-1)</b>	11/1 P 104-85 W 56-37	
2/7 P 112-103 W 7-2	3/29 C 120-103 W 26-20	2/24 C 115-100 W 28-20	1/14 C 121-114 W 43-29	<b>1992-93 (2-0)</b>	<b>2004-05 (0-2)</b>	12/28 C 74-86 L 56-38	
2/21 P 123-105 W 8-2	<b>1979-80 (2-0)</b>	<b>1980-81 (1-1)</b>	<b>1993-94 (0-2)</b>	11/13 P 123-104 W 44-29	11/1 C 88-112 L 56-39		
3/21 C 113-110 W 9-2	11/17 P 102-96 W 27-20	11/2 C 102-96 W 29-20	12/7 C 87-77 L 45-31	12/4 C 96-94 W 45-29	12/28 P 83-92 L 56-40		
3/23 C 114-122 L 9-3	2/24 C 115-100 W 28-20	1/20 C 94-99 L 29-21	11/16 P 96-101 L 45-30	<b>1994-95 (1-1)</b>	<b>2005-06 (1-1)</b>	1/15 P 89-87 W 57-40	
<b>1971-72 (2-4)</b>	3/29 C 120-103 W 26-20	2/10 C 105-91 W 30-21	12/7 C 87-77 L 45-31	11/17 P 80-81 L 45-32	3/17 C 84-99 L 57-41		
11/7 C 99-120 L 9-4	<b>1979-80 (2-0)</b>	3/5 P 94-99 L 30-22	<b>1995-96 (1-1)</b>	1/27 C 87-77 W 46-32	<b>2006-07 (1-1)</b>	11/1 C 87-100 L 57-42	
11/12 P 104-106 L 9-5	11/17 P 102-96 W 27-20	<b>1982-83 (1-1)</b>	12/30 C 121-124** L 46-33	<b>1997-98 (1-1)</b>	<b>2007-08 (0-2)</b>	1/30 P 83-84 L 58-43	
11/19 P 118-105 W 10-5	2/24 C 115-100 W 28-20	2/27 C 92-98 L 31-23	1/21 P 88-81 W 47-33	11/13 C 70-81 L 47-34	3/10 C 80-88 L 58-44		
12/28 C 111-112 L 10-6	<b>1980-81 (1-1)</b>	<b>1983-84 (1-1)</b>	<b>1996-97 (1-1)</b>	3/14 P 96-73 W 48-34	<b>2008-09 (0-2)</b>	1/21 P 98-104 L 58-45	
1/8 P 125-102 W 11-6	11/2 C 102-96 W 29-20	11/10 P 115-110 W 32-23	<b>1997-98 (1-1)</b>	<b>2009-10 (0-2)</b>	3/19 C 92-97* L 58-46		
2/25 C 104-113 L 11-7	1/20 C 94-99 L 29-21	11/30 C 105-112 L 32-24	1/20 C 86-84 W 49-34	12/11 C 99-104 L 58-47			
<b>1972-73 (3-1)</b>	2/27 C 92-98 L 31-23	<b>1984-85 (1-1)</b>	3/17 P 82-96 L 49-35	1/10 P 94-106 L 58-48			
11/14 P 100-91 W 12-7	<b>1981-82 (1-1)</b>	11/27 C 115-106 W 33-24	<b>1998-99</b>	<b>2010-11 (2-0)</b>			
11/26 C 105-102 W 13-8	2/10 C 105-91 W 30-21	3/1 P 103-111 L 33-25	Did not play each other	2/5 C 111-105 W 59-48			
2/23 C 102-121 L 13-7	3/5 P 94-99 L 30-22	<b>1985-86 (2-0)</b>		3/17 P 111-70 W 60-48			
3/2 P 106-92 W 14-8	<b>1982-83 (1-1)</b>	11/21 P 129-79 W 31-22					
<b>1973-74 (0-4)</b>	2/27 C 92-98 L 31-23	<b>1983-84 (1-1)</b>					
10/23 C 96-103 L 14-9	<b>1983-84 (1-1)</b>	11/10 P 115-110 W 32-23					
1/25 P 84-87 L 14-10	11/30 C 105-112 L 32-24	11/30 C 105-112 L 32-24					
2/16 P 101-106 L 14-11	<b>1984-85 (1-1)</b>	<b>1984-85 (1-1)</b>					
3/19 C 103-107 L 14-12	11/27 C 115-106 W 33-24	11/27 C 115-106 W 33-24					
<b>1974-75 (2-2)</b>	3/1 P 103-111 L 33-25	3/1 P 103-111 L 33-25					
10/18 P 131-129*** W 15-12	<b>1985-86 (2-0)</b>	11/27 C 115-106 W 33-24					
1/16 C 81-89 L 15-13	11/10 P 110-107 W 34-25	11/27 C 115-106 W 33-24					
2/6 C 94-112 L 15-14	1/14 C 120-108 W 35-25	3/1 P 103-111 L 33-25					
3/4 P 117-98 W 16-14	<b>1986-87 (1-1)</b>	<b>1986-87 (1-1)</b>					
<b>1975-76 (0-4)</b>	11/26 C 114-118 L 35-26	11/26 C 114-118 L 35-26					
11/15 P 95-99 L 16-15	3/3 P 127-122 W 36-26	3/3 P 127-122 W 36-26					
12/2 C 80-91 L 16-16							
2/19 C 94-112 L 16-17							
3/5 P 101-113 L 16-18							

\* Overtime periods

## Series History & Highlights

**All-time series record:** Trail Blazers lead, 60-48

**In Portland:** Trail Blazers lead, 37-17

**In Cleveland:** Cavaliers lead, 31-23

**Longest Win Streaks:** Trail Blazers (11), Cavaliers (6)

**Biggest Trail Blazers Win:** 50 points, 129-79, 11/21/82 (*Trail Blazers' largest win margin in franchise history*)

**Biggest Cavaliers Win:** 37 points, 128-91, 2/24/89

**Most Points, Trail Blazers:** 131-129, 10/18/74 (4OT); 129-79, 11/21/82

**Fewest Points, Trail Blazers:** 58-84, 1/22/01 (*All-time low franchise point total*)

**Most Points, Cavaliers:** 129-131, 10/18/74 (4OT); 128-91, 2/24/89

**Fewest Points, Cavaliers:** 64-96, 1/13/02

**Overtime Games:** (3) Cavaliers 2, Trail Blazers 1

**Individual Bests, Trail Blazers:**

**Points:** 40---Steve Johnson, 11/26/86

**Rebounds:** 24---Bill Walton, 10/18/74 (4OT); 22---LeRoy Ellis, 10/16/70

**Assists:** 17---Rick Adelman, 11/19/71

**Individual Bests, Cavaliers:**

**Points:** 43---Bobby Phills, 12/30/95 (2OT); 41---LeBron James, 1/10/10

**Rebounds:** 23---Rick Roberson, 11/7/71; 23---Cliff Robinson, 2/27/83

**Assists:** 20---Bob Washington, 11/7/71





# DALLAS MAVERICKS



2500 Victory Ave.  
Dallas, TX 75219  
(214) 665-4660  
American Airlines Center (19,200)



**Rick Carlisle**  
Head Coach  
4th year

All-time vs. Portland: 13-10 (.565)

**Director, Basketball Communications** ..... Sarah Melton  
**Radio/Spanish**..Chuck Cooperstein, Brad Davis/Victor Villalba  
**Television** ..... Mark Followill, Derek Harper, Jeff Wade

**Assistant Coaches** .....Terry Stotts, Monte Mathis,  
Darrell Armstrong, Tony Brown  
**Head Athletic Trainer** ..... Casey Smith

## 2010-11 RESULTS

## 2011-12 MATCHUPS

### Series tied, 2-2

12/15 at DAL - Dallas 103, Portland 98  
1/4 at DAL - Dallas 84, Portland 81  
3/15 at POR - Portland 104, Dallas 101  
4/3 at POR - Portland 104, Dallas 96

Saturday, Feb. 11 - at Dallas (5:30 p.m.)

Friday, April 6 - at Dallas (5:30 p.m.)

**Friday, April 13 - at Portland (7:30 p.m.)**

\*All Times Pacific

## 2010-11 TRAIL BLAZERS vs. MAVERICKS

Player	G	S Min.	FG	FGA	Pct.	3FG	3At	Pct.	FT	FTA	Pct.	Off	Def	RB	Ast.	PF	St	TO	Bl	Pts.	Avg.	
Aldridge	4	4	162	47	91	.516	0	1	.000	17	25	.680	14	22	36	4	12	2	3	2	111	27.8
Matthews	4	4	134	19	38	.500	8	14	.571	15	17	.882	0	7	7	9	9	4	4	0	61	15.3
Wallace	2	2	72	12	18	.667	1	4	.250	2	4	.500	2	11	13	4	5	5	6	0	27	13.5
Roy	3	1	83	14	31	.452	1	4	.250	5	8	.625	2	5	7	11	5	2	1	0	34	11.3
Batum	4	2	117	17	39	.436	4	16	.250	6	10	.600	10	10	20	13	10	5	1	2	44	11.0
Miller	4	4	115	14	34	.412	0	2	.000	8	9	.889	5	7	12	16	5	5	9	1	36	9.0
Fernandez	4	0	77	8	22	.364	3	12	.250	8	10	.800	2	4	6	8	6	2	4	0	27	6.8
Camby	4	3	113	11	20	.550	0	0	---	0	0	---	10	31	41	7	6	1	3	4	22	5.5
Cunningham	2	0	34	4	9	.444	0	0	---	0	0	---	0	4	4	2	4	1	0	0	8	4.0
Mills	4	0	40	6	16	.375	1	6	.167	0	0	---	0	1	1	8	5	1	2	0	13	3.3
C. Johnson	1	0	6	1	2	.500	0	0	---	0	0	---	0	0	0	0	1	0	0	0	2	2.0
Przybilla	2	0	8	1	2	.500	0	0	---	0	0	---	0	2	2	0	1	0	1	0	2	1.0
Babbitt	1	0	1	0	0	---	0	0	---	0	0	---	0	0	0	0	0	0	0	0	0	0.0
Marks	1	0	0	0	0	---	0	0	---	0	0	---	0	0	0	0	0	0	0	0	0	0.0
<b>Portland</b>	<b>4</b>	<b>4</b>	<b>960</b>	<b>154</b>	<b>322</b>	<b>.478</b>	<b>18</b>	<b>59</b>	<b>.305</b>	<b>61</b>	<b>83</b>	<b>.735</b>	<b>45</b>	<b>104</b>	<b>149</b>	<b>82</b>	<b>69</b>	<b>28</b>	<b>35</b>	<b>9</b>	<b>387</b>	<b>96.8</b>

## 2010-11 MAVERICKS vs. TRAIL BLAZERS

Player	G	S Min.	FG	FGA	Pct.	3FG	3At	Pct.	FT	FTA	Pct.	Off	Def	RB	Ast.	PF	St	TO	Bl	Pts.	Avg.	
Butler	1	1	33	10	19	.526	0	2	.000	3	3	1.000	1	6	7	4	1	0	1	0	23	23.0
Nowitzki	3	3	108	21	40	.525	1	8	.125	22	23	.957	0	21	21	7	4	3	5	2	65	21.7
Beaubois	2	2	47	12	20	.600	6	10	.600	4	4	1.000	1	1	2	8	5	1	4	0	34	17.0
Marion	4	3	119	24	39	.615	1	1	1.000	4	4	1.000	6	18	24	8	10	0	11	1	53	13.3
Chandler	3	3	99	17	21	.810	0	0	---	3	4	.750	9	17	26	3	10	2	3	4	37	12.3
Terry	4	1	125	20	47	.426	5	14	.357	4	5	.800	0	4	4	12	10	5	6	0	49	12.3
Barea	4	0	66	13	29	.448	4	9	.444	7	7	1.000	0	5	5	7	11	0	6	0	37	9.3
Stevenson	4	2	75	10	27	.370	6	20	.300	4	4	1.000	3	6	9	6	3	0	0	0	30	7.5
Haywood	3	1	49	6	9	.667	0	0	---	3	8	.375	5	13	18	1	2	0	2	1	15	5.0
Kidd	4	4	138	7	25	.280	4	14	.286	2	3	.667	0	20	20	32	3	6	13	2	20	5.0
Brewer	1	0	4	1	1	1.000	0	0	---	2	2	1.000	1	1	2	0	1	0	0	0	4	4.0
Mahinmi	3	0	38	4	4	1.000	0	0	---	3	6	.500	1	5	6	2	3	1	0	2	11	3.7
Stojakovic	1	0	10	1	1	1.000	1	1	1.000	0	0	---	0	0	0	0	1	1	0	3	3.0	
Cardinal	3	0	38	1	4	.250	1	4	.250	0	0	---	0	1	1	3	6	1	0	0	3	1.0
Jones	1	0	11	0	2	.000	0	0	---	0	0	---	1	2	3	0	1	0	0	0	0	0.0
<b>Dallas</b>	<b>4</b>	<b>4</b>	<b>960</b>	<b>147</b>	<b>288</b>	<b>.510</b>	<b>29</b>	<b>83</b>	<b>.349</b>	<b>61</b>	<b>73</b>	<b>.836</b>	<b>28</b>	<b>120</b>	<b>148</b>	<b>93</b>	<b>70</b>	<b>20</b>	<b>54</b>	<b>12</b>	<b>384</b>	<b>96.0</b>



# All-Time Trail Blazers vs. Mavericks

<b>1980-81 (4-1)</b>	<b>1987-88 (2-3)</b>	<b>1995-96 (4-0)</b>	<b>2003-04 (1-3)</b>
10/24 P 120-105 W 1-0	11/14 D 116-127 L 19-17	1/27 D 112-103 W 43-26	11/17 D 98-105 L 64-36
11/14 D 106-113 L 1-1	1/19 P 116-120 L 19-18	3/17 P 112-86 W 44-26	12/23 P 97-88 W 65-36
11/23 P 116-96 W 2-1	3/8 D 112-110 W 20-18	3/31 D 115-100 W 45-26	1/17 P 104-108 L 65-37
3/15 P 135-110 W 3-1	3/20 P 105-99 W 21-18	4/11 P 114-99 W 46-26	2/28 D 91-111 L 65-38
3/27 D 123-109 W 4-1	3/25 D 101-106 L 21-19		
<b>1981-82 (3-2)</b>	<b>1988-89 (2-2)</b>	<b>1996-97 (3-1)</b>	<b>2004-05 (0-4)</b>
11/10 P 117-95 W 5-1	1/15 D 108-111 L 21-20	12/20 P 107-77 W 47-26	11/26 D 83-92 L 65-39
12/19 D 95-102 L 5-2	2/7 P 134-125 W 22-20	1/4 D 110-104 W 48-26	1/26 P 88-95 L 65-40
1/16 D 110-103 W 6-2	3/2 D 92-99 L 22-21	3/7 P 80-69 W 49-26	3/17 D 94-98 L 65-41
3/10 D 102-104 L 6-3	3/20 P 112-91 W 23-21	4/8 D 82-87 L 49-27	4/17 P 90-102 L 65-42
3/21 P 109-101 W 7-3			
<b>1982-83 (2-3)</b>	<b>1989-90 (4-0)</b>	<b>1997-98 (4-0)</b>	<b>2005-06 (0-4)</b>
12/18 P 108-105 W 8-3	11/10 D 99-91 W 24-21	11/8 D 101-94 W 50-27	1/3 D 81-95 L 65-43
1/20 D 112-121 L 8-4	2/29 D 144-140*** W 25-21	11/17 P 120-75 W 51-27	1/22 P 89-95* L 65-44
2/6 P 105-112 L 8-5	4/13 P 131-100 W 26-21	4/3 P 109-102 W 52-27	3/7 D 87-93 L 65-45
2/25 D 117-133 L 8-6	4/3 P 124-92 W 27-21	4/7 D 99-91 W 53-27	3/9 P 92-109 L 65-46
4/2 P 110-98 W 9-6			
<b>1983-84 (3-2)</b>	<b>1990-91 (3-1)</b>	<b>1998-99 (3-0)</b>	<b>2006-07 (0-3)</b>
11/2 D 117-123 L 9-7	12/14 P 106-104 W 28-21	2/15 P 99-84 W 54-27	11/12 P 96-103 L 65-47
1/13 D 110-113 L 9-8	1/9 D 99-109 L 28-22	3/15 D 106-91 W 55-27	1/10 D 74-99 L 65-48
1/17 P 121-114 W 10-8	2/19 P 107-100 W 29-22	4/17 D 102-92 W 56-27	4/7 D 74-86 L 65-49
2/7 P 101-85 W 11-8	4/7 D 110-92 W 30-22		
4/3 D 91-88 W 12-8			
<b>1984-85 (1-4)</b>	<b>1991-92 (4-0)</b>	<b>1999-2000 (2-2)</b>	<b>2007-08 (2-2)</b>
11/13 P 94-101 L 12-9	12/26 P 113-88 W 31-22	1/10 P 107-94 W 57-27	11/10 P 91-82 W 66-49
1/8 P 102-108 L 12-10	2/6 D 103-98 W 32-22	1/15 D 105-113 L 57-28	11/30 D 80-91 L 66-50
1/13 D 101-124 L 12-11	3/24 P 109-83 W 33-22	3/30 P 96-85 W 58-28	2/13 D 76-96 L 66-51
2/20 D 98-104 L 12-12	4/15 D 100-94 W 34-22	4/11 D 81-92 L 58-29	4/12 P 108-105 W 67-51
4/12 P 131-111 W 13-12			
<b>1985-86 (3-2)</b>	<b>1992-93 (4-0)</b>	<b>2000-01 (2-2)</b>	<b>2008-09 (0-3)</b>
11/6 D 111-109 W 14-12	12/30 P 111-92 W 35-22	11/30 P 95-84 W 59-29	12/25 P 94-102 L 67-52
12/27 D 142-133* W 15-12	1/5 D 109-95 W 36-22	12/20 D 101-106 L 59-30	2/4 D 99-104 L 67-53
2/6 P 111-115 L 15-13	3/10 D 124-96 W 37-22	3/20 D 96-88 W 60-30	3/11 P 89-93 L 67-54
3/7 P 125-114 W 16-13	4/8 P 126-107 W 38-22	3/28 P 84-94 L 60-31	
3/14 D 118-129 L 16-14			
<b>1986-87 (3-2)</b>	<b>1993-94 (3-1)</b>	<b>2001-02 (2-2)</b>	<b>2009-10 (3-1)</b>
11/7 P 120-113* W 17-14	11/21 P 103-90 W 39-22	12/11 D 103-105 L 60-32	12/22 D 85-81 W 68-54
12/10 D 129-130 L 17-15	12/14 D 100-93* W 40-22	2/13 P 114-103 W 61-32	1/30 D 114-112* W 69-54
12/14 P 134-100 W 18-15	2/15 D 106-103 W 41-22	3/14 P 132-106 W 62-32	3/25 P 101-89 W 70-54
2/1 P 133-117 W 19-15	4/12 P 107-108 L 41-23	4/9 D 88-103 L 62-33	4/9 P 77-83 L 70-55
2/10 D 115-135 L 19-16			
	<b>1994-95 (1-3)</b>	<b>2002-03 (2-2)</b>	<b>2010-11 (2-2)</b>
	11/22 D 91-101 L 41-24	11/11 D 73-82 L 62-34	12/15 D 98-103 L 70-56
	12/23 P 118-92 W 42-24	12/4 P 88-103 L 62-35	1/4 D 81-84 L 70-57
	2/14 D 90-95 L 42-25	1/26 D 100-93 W 63-35	3/15 P 104-101 W 71-57
	4/15 P 90-102 L 42-26	3/28 P 112-95 W 64-35	4/3 P 104-96 W 72-57

\* Overtime periods

## Series History & Highlights

**All-time series record:** Trail Blazers lead, 72-57

**In Portland:** Trail Blazers lead, 46-18

**In Dallas:** Mavericks lead, 39-26

**Longest Win Streaks:** Trail Blazers (13), Mavericks (13)

**Biggest Trail Blazers Win:** 45 points, 120-75, 11/17/97

**Biggest Mavericks Win:** 23 points, 124-101, 1/31/85

**Most Points, Trail Blazers:** 144-140, 12/29/89 (3OT); 135-110, 3/15/81

**Fewest Points, Trail Blazers:** 73-82, 11/11/02

**Most Points, Mavericks:** 140-144, 12/29/89 (3OT); 135-115, 2/10/87

**Fewest Points, Mavericks:** 69-80, 3/7/97

**Overtime Games:** (6) Trail Blazers 5, Mavericks 1

**Individual Bests, Trail Blazers:**

**Points:** 52---Andre Miller, 1/30/10 (OT); 41---Clyde Drexler, 3/14/86

**Rebounds:** 21---Kenny Carr, 12/14/86

**Assists:** 17---Terry Porter, 11/14/87

**Individual Bests, Mavericks:**

**Points:** 44---Mark Aguirre, 2/6/83

**Rebounds:** 27---James Donaldson, 12/29/89 (3OT); 22---Shawn Bradley, 4/7/98

**Assists:** 15---Derek Harper, 12/10/86

# DENVER NUGGETS



1000 Chopper Circle  
Denver, CO 80204  
(303) 405-1100  
Pepsi Center (19,155)



**George Karl**  
Head Coach  
8th year  
All-time vs. Portland: 48-34 (.585)

**Director, Media Relations** ..... *Tim Gelt*  
**Radio** ..... *Jason Kosmicki*  
**Television** ..... *Chris Marlowe, Scott Hastings*

**Assistant Coaches** ..... *Melvin Hunt, Chad Iske, John Welch*  
**Head Athletic Trainer** ..... *Jim Gillen*

## 2010-11 RESULTS

**Series tied, 2-2**

11/18 at POR - Portland 86, Denver 83  
12/28 at DEN - Denver 95, Portland 77  
2/2 at DEN - Denver 109, Portland 90  
2/25 at POR - Portland 107, Denver 106 (OT)

## 2011-12 MATCHUPS

**Thursday, Dec. 29 - at Portland (7 p.m.)**  
**Saturday, Feb. 4 - at Portland (7 p.m.)**  
Wednesday, Feb. 29 - at Denver (6 p.m.)  
\*All Times Pacific

## 2010-11 TRAIL BLAZERS vs. NUGGETS

Player	G	S Min.	FG	FGA	Pct.	3FG	3At	Pct.	FT	FTA	Pct.	Off	Def	RB	Ast.	PF	St	TO	Bl	Pts.	Avg.	
Aldridge	4	4	170	34	71	.479	0	0	---	16	19	.842	18	28	46	9	10	5	10	14	84	21.0
Roy	1	0	24	7	14	.500	2	5	.400	2	2	1.000	0	5	5	2	2	1	0	1	18	18.0
Matthews	4	4	150	22	49	.449	8	19	.421	9	14	.643	3	19	22	7	10	6	4	2	61	15.3
Miller	4	4	144	22	57	.386	0	2	.000	10	11	.909	6	16	22	30	8	3	12	1	54	13.5
Batum	4	4	153	20	46	.435	9	22	.409	4	9	.444	3	17	20	11	13	6	8	4	53	13.3
Fernandez	4	1	107	12	31	.387	10	21	.476	7	12	.583	1	13	14	10	11	1	2	1	41	10.3
Cunningham	3	1	80	7	19	.368	0	0	---	3	4	.750	3	4	7	3	6	2	4	2	17	5.7
Camby	1	1	36	2	10	.200	0	0	---	1	2	.500	4	10	14	1	4	1	0	3	5	5.0
Mills	3	0	37	5	14	.357	2	4	.500	0	0	---	0	3	3	3	2	4	1	12	4.0	
Marks	2	0	21	2	4	.500	1	1	1.000	0	0	---	2	2	4	1	3	0	2	0	5	2.5
C. Johnson	1	0	12	1	3	.333	0	0	---	0	2	.000	0	2	2	1	2	0	1	1	2	2.0
Babbitt	3	0	17	2	7	.286	0	1	.000	0	0	---	1	4	5	0	4	0	2	0	4	1.3
A. Johnson	3	0	20	2	7	.286	0	0	---	0	0	---	1	2	3	1	5	0	4	0	4	1.3
Przybilla	1	1	14	0	0	---	0	0	---	0	0	---	0	3	3	2	3	0	0	1	0	0.0
<b>Portland</b>	<b>4</b>	<b>4</b>	<b>985</b>	<b>138</b>	<b>332</b>	<b>.416</b>	<b>32</b>	<b>75</b>	<b>.427</b>	<b>52</b>	<b>75</b>	<b>.693</b>	<b>42</b>	<b>128</b>	<b>170</b>	<b>81</b>	<b>84</b>	<b>27</b>	<b>57</b>	<b>31</b>	<b>360</b>	<b>90.0</b>

## 2010-11 NUGGETS vs. TRAIL BLAZERS

Player	G	S Min.	FG	FGA	Pct.	3FG	3At	Pct.	FT	FTA	Pct.	Off	Def	RB	Ast.	PF	St	TO	Bl	Pts.	Avg.	
Gallinari	1	1	42	7	14	.500	1	5	.200	15	17	.882	2	7	9	2	2	0	1	1	30	30.0
Chandler	1	1	36	8	16	.500	3	4	.750	1	1	1.000	0	6	6	2	4	0	4	2	20	20.0
Anthony	2	2	70	12	30	.400	0	3	.000	14	16	.875	3	10	13	5	9	4	6	0	38	19.0
Billups	3	3	98	18	31	.581	9	17	.529	6	6	1.000	0	5	5	19	7	1	5	1	51	17.0
Hilario	4	4	138	21	34	.618	0	0	---	21	27	.778	7	28	35	8	12	4	6	4	63	15.8
Afflalo	4	4	154	20	49	.408	8	22	.364	11	13	.846	5	21	26	9	9	5	3	1	59	14.8
Smith	3	1	84	14	32	.438	4	10	.400	9	12	.750	2	9	11	6	6	5	4	0	41	13.7
Martin	2	2	45	10	13	.769	1	1	1.000	0	0	---	0	11	11	5	2	0	1	1	21	10.5
Harrington	3	0	69	11	21	.524	4	10	.400	2	2	1.000	0	15	15	2	10	3	6	0	28	9.3
Felton	1	0	34	3	12	.250	0	3	.000	1	2	.500	0	2	2	6	1	1	1	0	7	7.0
Forbes	3	0	40	4	17	.235	0	4	.000	4	7	.571	1	4	5	2	5	0	5	0	12	4.0
Andersen	3	0	39	3	7	.429	0	0	---	4	6	.667	6	8	14	1	3	0	1	2	10	3.3
Lawson	4	1	93	3	23	.130	0	4	.000	5	6	.833	2	10	12	13	10	4	9	1	11	2.8
Williams	3	1	31	1	3	.333	0	0	---	0	0	---	4	4	8	0	2	0	2	3	2	0.7
Balkman	1	0	4	0	0	---	0	0	---	0	0	---	0	0	0	0	0	0	0	0	0	0.0
Ely	2	0	7	0	1	.000	0	0	---	0	0	---	1	2	3	0	1	0	1	0	0	0.0
<b>Denver</b>	<b>4</b>	<b>4</b>	<b>985</b>	<b>135</b>	<b>303</b>	<b>.446</b>	<b>30</b>	<b>83</b>	<b>.361</b>	<b>93</b>	<b>115</b>	<b>.809</b>	<b>33</b>	<b>142</b>	<b>175</b>	<b>80</b>	<b>83</b>	<b>27</b>	<b>56</b>	<b>16</b>	<b>393</b>	<b>98.3</b>



# All-Time Trail Blazers vs. Nuggets

<b>1976-77 (2-2)</b>			<b>1984-85 (1-4)</b>			<b>1993-94 (3-1)</b>			<b>2003-04 (0-4)</b>		
12/17 P	127-105	W 1-0	11/8 D	125-128	L 23-16	11/23 P	109-94	W 46-33	1/2 P	96-106	L 70-48
1/26 D	107-103	W 2-0	12/11 D	122-123	L 23-17	11/26 D	101-112	L 46-34	2/2 D	97-116	L 70-49
2/8 P	111-119	L 2-1	1/19 P	120-123	L 23-18	1/18 D	104-103*	W 47-34	2/12 P	98-107	L 70-50
2/19 D	124-133	L 2-2	3/30 D	117-129	L 23-19	2/27 P	104-97	W 48-34	4/10 D	100-110*	L 70-51
<b>1977-78 (1-3)</b>			<b>1985-86 (2-3)</b>			<b>1994-95 (1-3)</b>			<b>2004-05 (1-3)</b>		
10/26 D	108-11	L 2-3	12/22 P	121-114	W 25-20	12/29 P	104-93	W 49-34	2/2 P	97-94	W 71-51
2/12 P	101-103	L 2-4	12/19 D	118-123	L 24-20	12/30 D	114-118	L 49-35	3/7 D	98-111	L 71-52
2/17 D	105-112	L 2-5	1/22 P	118-119	L 25-21	3/18 D	90-110	L 49-36	4/2 P	97-103	L 71-53
4/7 P	97-93	W 3-5	2/4 D	118-119	L 25-21	3/28 P	98-102	L 49-37	4/19 D	115-119	L 71-54
<b>1978-79 (3-1)</b>			<b>1986-87 (2-3)</b>			<b>1995-96 (4-0)</b>			<b>2005-06 (0-4)</b>		
10/18 D	113-125	L 3-6	11/20 D	128-142	L 26-23	1/13 D	118-117	W 50-37	11/4 D	68-107	L 71-55
12/15 D	116-113	W 4-6	1/3 P	116-108	W 27-23	1/16 P	87-69	W 51-37	1/25 P	94-97	L 71-56
12/17 P	123-110	W 5-6	1/19 D	116-118	L 27-24	2/22 P	107-78	W 52-37	2/4 D	104-105	L 71-57
1/30 P	82-76	W 6-6	1/26 P	145-141*	W 28-24	4/5 D	97-91	W 53-37	4/10 P	98-110	L 71-58
<b>1979-80 (4-2)</b>			<b>1987-88 (3-2)</b>			<b>1996-97 (4-0)</b>			<b>2006-07 (1-3)</b>		
10/14 P	109-83	W 7-6	12/12 D	113-126	L 28-26	11/23 P	105-65	W 54-37	1/14 P	93-109	L 71-59
10/24 D	88-87	W 8-6	1/2 P	126-106	W 29-26	12/5 D	115-104	W 55-37	1/31 P	100-91	W 72-59
12/15 P	106-98	W 9-6	2/12 P	120-105	W 30-26	4/7 D	110-104	W 58-37	2/2 D	107-114*	L 72-60
12/19 D	106-114	L 9-7	3/17 D	115-116*	L 30-27	4/16 P	107-63	W 57-37	3/13 D	99-107	L 72-61
1/26 D	96-100	L 9-8	4/22 P	141-135*	W 31-27	<b>1997-98 (2-2)</b>			<b>2007-08 (2-2)</b>		
3/7 P	113-104	W 10-8	<b>1988-89 (2-2)</b>			1/18 P	94-82	W 58-37	11/14 D	93-110	L 72-62
<b>1980-81 (3-2)</b>			11/10 D	115-135	L 31-28	2/15 P	117-82	W 59-37	12/16 D	116-105	W 73-62
11/15 D	123-125	L 10-9	11/13 P	132-143	L 31-29	3/14 D	82-92	L 59-38	12/21 P	99-96	W 74-62
1/1 P	122-103	W 11-9	12/20 D	127-124	W 32-29	4/17 D	101-109	L 59-39	2/4 P	103-105*	L 74-63
2/13 D	143-162	L 12-10	<b>1989-90 (2-2)</b>			<b>1998-99 (3-0)</b>			<b>2008-09 (2-2)</b>		
3/10 D	142-137	W 13-10	4/9 P	120-114	W 33-29	2/17 P	100-85	W 60-39	12/22 D	89-97	L 74-64
<b>1981-82 (3-2)</b>			11/1 D	113-146	L 33-30	4/26 P	93-77	W 61-39	12/23 P	101-92	W 75-64
11/8 P	120-116	W 14-10	1/16 P	120-115	W 34-30	5/2 D	110-102	W 62-39	3/5 D	90-106	L 75-65
12/1 D	121-113	W 15-10	4/14 P	127-137	L 35-31	<b>1999-2000 (2-2)</b>			4/15 P	104-76	W 76-65
1/8 P	121-124	L 15-11	<b>1990-91 (4-0)</b>			11/5 P	95-83	W 63-39	<b>2009-10 (1-3)</b>		
4/2 D	121-127	L 15-12	11/13 P	155-129	W 36-31	11/12 D	92-78	W 64-39	10/29 P	94-97	L 76-66
4/6 P	136-122	W 16-12	11/17 D	143-112	W 37-31	12/20 D	88-97	L 64-40	12/25 P	107-96	W 77-66
<b>1982-83 (3-2)</b>			12/23 P	132-101	W 38-31	4/19 P	95-96	L 64-41	3/7 D	106-118	L 77-67
11/12 D	128-111	W 17-12	2/21 D	122-111	W 39-31	<b>2000-01 (2-2)</b>			4/1 D	92-109	L 77-68
1/2 P	122-104	W 18-12	<b>1991-92 (3-1)</b>			11/9 P	107-91	W 65-41	<b>2010-11 (2-2)</b>		
1/28 D	109-118	L 18-13	11/12 P	120-82	W 40-31	12/22 D	96-116	L 65-42	11/18 P	86-83	W 78-68
3/4 P	138-142	L 18-14	12/16 D	111-122	L 40-32	2/20 P	104-94	W 66-42	12/28 D	77-95	L 78-69
3/20 D	118-106	W 19-14	2/11 P	121-112	W 41-32	4/3 D	92-94	L 66-43	2/2 D	100-109	L 78-70
<b>1983-84 (4-1)</b>			3/4 D	129-100	W 42-32	<b>2001-02 (2-2)</b>			2/25 P	107-106*	W 79-70
11/22 P	156-116	W 20-14	<b>1992-93 (3-1)</b>			11/23 P	97-90	W 67-43	<i>* Overtime periods</i>		
12/16 D	119-115	W 21-14	11/8 P	123-104	W 43-32	2/5 D	96-97	L 67-44			
1/6 P	144-129	W 22-14	12/16 D	100-99	W 44-32	2/23 P	101-90	W 68-44			
2/10 P	123-117	W 23-14	1/12 P	109-100	W 45-32	3/9 D	106-109*	L 68-45			
3/11 D	123-149	L 23-15	3/4 D	88-103	L 45-33	<b>2002-03 (2-2)</b>					
						11/2 P	79-96	L 68-46			
						1/10 D	81-82	L 68-47			
						1/28 P	98-92	W 69-47			
						2/26 D	94-84	W 70-47			

## Series History & Highlights

**All-time series record:** Trail Blazers lead, 79-70

**In Portland:** Trail Blazers lead, 56-19

**In Denver:** Nuggets lead, 51-23

**Longest Win Streaks:** Trail Blazers (10), Nuggets (8)

**Biggest Trail Blazers Win:** 44 points, 107-63, 4/16/97

**Biggest Nuggets Win:** 39 points, 107-68, 11/4/05

**Most Points, Trail Blazers:** 156-116, 11/22/83 (*Equals most points scored by Trail Blazers*)

**Fewest Points, Trail Blazers:** 68-107, 11/4/05

**Most Points, Nuggets:** 162-143, 2/13/81 (*Most points scored by a Trail Blazers opponent*)

**Fewest Points, Nuggets:** 63-107, 4/16/97 (*Equals lowest all-time total by a Trail Blazers opponent*)

**Overtime Games:** (9) Nuggets 5, Trail Blazers 4

**Individual Bests, Trail Blazers:**

**Points:** 47---Darius Miles, 4/19/05

**Rebounds:** 20---Maurice Lucas, 2/19/77; 20---Jerome Kersey 2/12/88;

20---Arvydas Sabonis, 1/18/97

**Assists:** 16---Terry Porter, 1/26/87 (OT); 16---Rod Strickland, 1/13/96

**Individual Bests, Nuggets:**

**Points:** 45---Alex English, 11/8/84

**Rebounds:** 19---Dikembe Mutombo, 1/12/93

**Assists:** 16---Lafayette Lever, 3/30/85; 16---Nick Van Exel, 2/5/02

# DETROIT PISTONS



6 Championship Dr.  
Auburn Hills, MI 48326  
(248) 377-0100  
The Palace of Auburn Hills (22,076)



**Lawrence Frank**  
Head Coach  
1st year

All-time vs. Portland: 3-8 (.273)

**Vice President, Public Relations**.....Kevin Grigg  
**Radio**.....George Blaha, Mark Champion, Rick Mahorn  
**Television**.....George Blaha, Greg Kelsner

**Assistant Coaches**.....Brian Hill, John Loyer, Roy Rogers,  
Dee Brown, Steve Hetzel, Charles Klask, Bill Pope  
**Head Athletic Trainer**.....Mike Abdenour

## 2010-11 RESULTS

### Portland won, 2-0

11/9 at POR - Portland 100, Detroit 78  
2/13 at DET - Portland 105, Detroit 100

## 2011-12 MATCHUPS

Saturday, Jan. 21 - at Detroit (4:30 p.m.)

\*All Times Pacific

## 2010-11 TRAIL BLAZERS vs. PISTONS

Player	G	S	Min	FG	FGA	Pct.	3FG	3At	Pct.	FT	FTA	Pct.	Off	Def	RB	Ast.	PF	St	TO	Bl	Pts.	Avg.
Aldridge	2	2	80	20	36	.556	0	0	---	15	16	.938	6	15	21	6	3	4	3	2	55	27.5
Matthews	2	1	67	10	19	.526	5	8	.625	10	10	1.000	1	8	9	6	3	2	5	1	35	17.5
Batum	2	2	69	9	20	.450	2	8	.250	4	5	.800	2	8	10	3	5	2	1	2	24	12.0
Miller	2	2	66	8	12	.667	0	2	.000	7	8	.875	1	4	5	16	5	2	11	1	23	11.5
Roy	1	1	21	4	7	.571	1	1	1.000	2	2	1.000	0	1	1	1	1	0	1	0	11	11.0
Fernandez	2	0	51	6	15	.400	3	10	.300	2	2	1.000	1	5	6	4	6	2	1	0	17	8.5
Camby	1	1	30	3	7	.429	0	0	---	1	1	1.000	3	5	8	6	2	1	2	7	7	7.0
Cunningham	2	1	48	7	12	.583	0	0	---	0	0	---	0	5	5	2	5	1	1	0	14	7.0
A. Johnson	1	0	17	3	8	.375	0	0	---	0	0	---	0	1	1	4	2	0	2	0	6	6.0
Mills	2	0	12	3	6	.500	1	1	1.000	2	2	1.000	0	0	0	2	1	0	2	0	9	4.5
Przybilla	1	0	17	2	2	1.000	0	0	---	0	0	---	1	3	4	1	3	1	0	3	4	4.0
Babbitt	1	0	2	0	0	---	0	0	---	0	0	---	0	0	0	0	1	0	0	0	0	0.0
Marks	1	0	2	0	0	---	0	0	---	0	0	---	0	0	0	0	1	0	0	0	0	0.0
<b>Portland</b>	<b>2</b>	<b>-</b>	<b>480</b>	<b>75</b>	<b>144</b>	<b>.521</b>	<b>12</b>	<b>30</b>	<b>.400</b>	<b>43</b>	<b>46</b>	<b>.935</b>	<b>15</b>	<b>55</b>	<b>70</b>	<b>51</b>	<b>38</b>	<b>16</b>	<b>28</b>	<b>11</b>	<b>205</b>	<b>102.5</b>

## 2010-11 PISTONS vs. TRAIL BLAZERS

Player	G	S	Min	FG	FGA	Pct.	3FG	3At	Pct.	FT	FTA	Pct.	Off	Def	RB	Ast.	PF	St	TO	Bl	Pts.	Avg.
Gordon	2	0	48	8	17	.471	3	5	.600	7	7	1.000	1	4	5	3	3	3	2	3	26	13.0
Prince	2	2	51	11	22	.500	0	1	.000	2	2	1.000	0	3	3	1	3	2	4	0	24	12.0
Daye	2	1	42	5	8	.625	4	5	.800	7	7	1.000	2	7	9	2	6	1	3	1	21	10.5
McGrady	2	1	46	8	17	.471	1	1	1.000	3	5	.600	2	4	6	8	1	3	0	0	20	10.0
Bynum	2	0	36	8	15	.533	0	1	.000	3	4	.750	1	5	6	5	3	4	7	0	19	9.5
Stuckey	2	2	58	7	20	.350	0	3	.000	5	7	.714	1	2	3	9	4	1	6	0	19	9.5
Villanueva	2	0	50	7	15	.467	3	8	.375	1	2	.500	1	6	7	2	3	1	4	2	18	9.0
Wilcox	1	0	14	3	3	1.000	0	0	---	2	4	.500	2	2	4	0	5	1	2	0	8	8.0
Monroe	2	1	58	5	10	.500	0	0	---	1	1	1.000	1	5	6	3	6	0	4	0	11	5.5
R. Hamilton	1	1	24	2	7	.286	0	1	.000	0	2	.000	0	2	2	4	3	1	1	0	4	4.0
Summers	1	0	5	1	3	.333	1	2	.500	1	2	.500	0	0	0	0	0	0	0	0	4	4.0
Wallace	2	2	46	1	3	.333	0	0	---	2	5	.400	4	10	14	2	2	1	2	1	4	2.0
Maxiell	1	0	2	0	1	.000	0	0	---	0	0	---	0	0	0	0	0	0	0	0	0	0.0
<b>Detroit</b>	<b>2</b>	<b>-</b>	<b>480</b>	<b>66</b>	<b>141</b>	<b>.468</b>	<b>12</b>	<b>27</b>	<b>.444</b>	<b>34</b>	<b>48</b>	<b>.708</b>	<b>15</b>	<b>50</b>	<b>65</b>	<b>39</b>	<b>39</b>	<b>18</b>	<b>37</b>	<b>7</b>	<b>178</b>	<b>89.0</b>



# All-Time Trail Blazers vs. Pistons

<b>1970-71 (1-3)</b>	12/15 P 103-111 L 0-1 1/22 D 123-112 W 1-1 3/2 D 122-128 L 1-2 3/12 P 129-133 L 1-3	<b>1977-78 (3-1)</b>	11/20 P 118-101 W 11-23 12/28 D 111-106 W 12-23 1/7 P 109-105 W 13-23 3/24 D 95-107 L 13-24	<b>1988-89 (1-1)</b>	2/22 D 94-105 L 29-31 4/4 P 118-100 W 30-31	<b>2000-01 (2-0)</b>	12/9 P 114-93 W 42-40 1/14 D 103-96 W 43-40
<b>1971-72 (2-2)</b>	10/19 P 99-101 L 1-4 11/10 D 122-139 L 1-5 12/7 D 131-130* W 2-5 12/19 P 114-113 W 3-5	<b>1978-79 (3-1)</b>	10/31 P 112-96 W 14-24 1/5 P 98-96 W 15-24 1/11 D 101-104 L 15-25 2/25 D 126-119* W 16-25	<b>1989-90 (1-1)</b>	11/26 P 102-82 W 31-31 1/13 D 106-111 L 31-32	<b>2001-02 (2-0)</b>	11/11 D 100-98 W 44-40 12/21 P 83-81 W 45-40
<b>1972-73 (0-6)</b>	10/29 P 111-119 L 3-6 11/28 D 116-120 L 3-7 1/7 P 96-101 L 3-8 1/15 D 101-112 L 3-9 3/4 P 109-113 L 3-10 3/21 D 109-122 L 3-11	<b>1979-80 (2-0)</b>	1/6 P 110-102 W 17-25 2/23 D 130-107 W 18-25	<b>1990-91 (1-1)</b>	11/9 P 113-101 W 32-32 1/11 D 98-100* L 32-33	<b>2002-03 (2-0)</b>	12/30 D 85-74 W 46-40 3/3 P 103-86 W 47-40
<b>1973-74 (1-5)</b>	10/27 P 91-111 L 3-12 11/14 D 111-108 W 4-12 12/8 D 91-108 L 4-13 1/23 D 95-121 L 4-14 2/5 P 102-104 L 4-15 3/3 P 95-99 L 4-16	<b>1980-81 (2-0)</b>	1/6 P 110-90 W 19-25 2/19 D 115-106 W 20-25	<b>1991-92 (0-2)</b>	12/13 P 103-113 L 32-34 1/10 D 81-86 L 32-35	<b>2003-04 (0-2)</b>	12/31 D 71-78 L 47-41 3/4 P 68-83 L 47-42
<b>1974-75 (1-3)</b>	10/19 P 99-122 L 4-17 12/21 P 108-97 W 5-17 1/22 D 94-96 L 5-18 3/4 D 107-110 L 5-19	<b>1981-82 (2-0)</b>	12/13 P 105-99 W 21-25 2/13 D 128-120 W 22-25	<b>1992-93 (1-1)</b>	11/22 P 115-90 W 33-35 3/31 D 111-120 W 33-36	<b>2004-05 (1-1)</b>	12/18 D 75-74 W 48-42 3/1 P 93-103 L 48-43
<b>1975-76 (3-2)</b>	11/19 D 114-120 L 5-20 12/13 P 101-91 W 6-20 1/16 D 11-104 W 7-20 3/14 P 114-103 W 8-20 3/27 D 94-112 L 8-21	<b>1982-83 (1-1)</b>	11/26 D 118-132* L 22-26 3/29 P 114-107 W 23-26	<b>1993-94 (2-0)</b>	11/14 P 114-111 W 34-36 3/2 D 131-107 W 35-36	<b>2005-06 (0-2)</b>	11/11 P 81-84 L 48-44 12/20 D 89-93 L 48-45
<b>1976-77 (2-2)</b>	10/30 P 131-97 W 9-21 12/29 D 111-120 L 9-22 2/16 D 118-125 L 9-23 4/5 P 110-105 W 10-23	<b>1983-84 (1-1)</b>	12/9 P 123-117 W 24-26 12/27 D 100-140 L 24-27	<b>1994-95 (2-0)</b>	11/20 P 98-96 W 36-36 1/26 D 106-89 W 37-36	<b>2006-07 (1-1)</b>	12/5 D 88-85 W 49-45 3/14 P 75-87 L 49-46
		<b>1984-85 (1-1)</b>	11/28 D 113-120 L 24-28 3/19 P 143-123 W 25-28	<b>1995-96 (0-2)</b>	11/8 D 100-107* L 37-37 2/25 P 81-93 L 37-38	<b>2007-08 (1-1)</b>	11/13 P 102-94 W 50-46 2/8 D 82-91 L 50-47
		<b>1985-86 (1-1)</b>	2/22 D 106-113 L 25-29 3/16 P 119-109 W 26-29	<b>1996-97 (1-1)</b>	1/14 P 95-86 W 38-38 1/29 D 93-87 L 38-39	<b>2008-09 (2-0)</b>	11/30 D 96-85 W 51-47 1/7 P 84-83 W 52-47
		<b>1986-87 (2-0)</b>	2/27 D 123-111 W 27-29 3/31 P 113-111 W 28-29	<b>1997-98 (2-0)</b>	11/10 P 86-82 W 39-39 11/20 D 93-87 W 40-39	<b>2009-10 (2-0)</b>	11/18 P 87-81 W 53-47 1/23 D 97-93 W 54-47
		<b>1987-88 (1-1)</b>	12/8 D 117-127 L 28-30 1/24 P 119-111 W 29-30	<b>1998-99</b>	Did not play each other	<b>2010-11 (2-0)</b>	11/9 P 100-78 W 55-47 2/13 D 105-100 W 56-47
				<b>1999-2000 (1-1)</b>	3/11 D 99-94 W 41-39 3/22 P 95-104 L 41-40		

\* Overtime periods

## Series History & Highlights

**All-time series record:** Trail Blazers lead, 56-47

**In Portland:** Trail Blazers lead, 34-17

**In Detroit:** Pistons lead, 30-22

**Longest Win Streaks:** Trail Blazers (7), Pistons (7)

**Biggest Trail Blazers Win:** 34 points, 131-97, 10/30/76

**Biggest Pistons Win:** 40 points, 140-100, 12/27/83

**Most Points, Trail Blazers:** 143-123, 3/19/85

**Fewest Points, Trail Blazers:** 68-83, 3/4/04

**Most Points, Pistons:** 140-100, 12/27/83

**Fewest Points, Pistons:** 74-85, 12/30/02; 74-75, 12/18/04

**Overtime Games:** (5) Pistons 3, Trail Blazers 2

**Individual Bests, Trail Blazers:**

**Points:** 41---Geoff Petrie, 3/2/71

**Rebounds:** 22---Sidney Wicks, 12/8/73

**Assists:** 16---Rod Strickland, 3/2/94

**Individual Bests, Pistons:**

**Points:** 48---Bob Lanier, 11/28/72

**Rebounds:** 25---Bob Lanier, 1/7/73; 25---Dennis Rodman, 12/13/91

**Assists:** 18---Isiah Thomas, 3/19/85



# GOLDEN STATE WARRIORS



1011 Broadway  
Oakland, CA 94607  
(510) 986-2200  
Oracle Arena (19,596)



**Mark Jackson**  
Head Coach  
1st year  
All-time vs. Portland: 0-0 (.000)

**Vice President, Public Relations**.....Raymond Ridder  
**Radio**..... Tim Roye  
**Television**.....Bob Fitzgerald, Jim Barnett

**Assistant Coaches**.....Michael Malone, Pete Myers,  
Wes Unseld, Jr., Jerry DeGregorio  
**Head Athletic Trainer**..... Chad Bergman

## 2010-11 RESULTS

### Golden State won, 3-1

12/18 at POR - Portland 96, Golden State 95  
12/25 at GS - Golden State 109, Portland 102  
4/5 at POR - Golden State 108, Portland 87  
4/13 at GS - Golden State 110, Portland 86

## 2011-12 MATCHUPS

Wednesday, Jan. 25 - at Golden St. (7:30 p.m.)  
Wednesday, Feb. 15 - at Golden St. (7 p.m.)  
**Sunday, March 25 - at Portland (6 p.m.)**  
**Wednesday, April 11 - at Portland (7:30 p.m.)**  
\*All Times Pacific

## 2010-11 TRAIL BLAZERS vs. WARRIORS

Player	G	S	Min.	FG	FGA	Pct.	3FG	3At	Pct.	FT	FTA	Pct.	Off	Def	RB	Ast.	PF	St	To	Bl	Pts.	Avg.
Mathews	4	4	136	25	51	.490	8	23	.348	15	16	.938	1	13	14	7	6	3	13	0	73	18.3
Batum	2	1	65	15	28	.536	3	12	.250	0	0	---	8	3	11	6	4	1	1	1	33	16.5
Aldridge	3	3	121	20	46	.435	0	0	---	9	13	.692	9	23	32	6	8	3	7	3	49	16.3
Miller	4	4	100	17	37	.459	0	1	.000	11	14	.786	5	5	10	25	4	4	6	0	45	11.3
Mills	4	0	71	15	36	.417	8	16	.500	7	10	.700	4	4	8	7	6	3	3	0	45	11.3
Cunningham	2	1	65	10	21	.476	0	0	---	2	3	.667	2	7	9	2	9	1	2	0	22	11.0
Wallace	1	1	37	4	9	.444	0	1	.000	2	2	1.000	2	1	3	2	2	3	2	0	10	10.0
Fernandez	4	2	125	12	37	.324	4	19	.211	2	4	.500	3	11	14	15	6	5	4	0	30	7.5
Babbitt	3	0	48	6	25	.240	2	6	.333	2	3	.667	4	10	14	4	3	1	4	1	16	5.3
Roy	1	0	16	2	11	.182	0	1	.000	1	2	.500	5	3	8	1	1	0	0	0	5	5.0
Barron	1	1	37	2	10	.200	0	0	---	1	2	.500	4	9	13	3	4	0	3	0	5	5.0
C. Johnson	2	1	47	1	8	.125	0	0	---	8	10	.800	9	6	15	1	7	2	3	1	10	5.0
A. Johnson	3	0	40	6	13	.462	0	1	.000	2	3	.667	0	3	3	4	3	2	5	0	14	4.7
Camby	2	2	34	3	4	.750	0	0	---	1	1	1.000	7	14	21	4	3	1	3	7	3.5	
Marks	2	0	20	3	5	.600	0	0	---	1	2	.500	4	2	6	1	4	0	2	0	7	3.5
<b>Portland</b>	<b>4</b>	<b>-</b>	<b>960</b>	<b>141</b>	<b>341</b>	<b>.413</b>	<b>25</b>	<b>80</b>	<b>.313</b>	<b>64</b>	<b>85</b>	<b>.753</b>	<b>67</b>	<b>114</b>	<b>181</b>	<b>88</b>	<b>70</b>	<b>29</b>	<b>60</b>	<b>9</b>	<b>371</b>	<b>92.8</b>

## 2010-11 WARRIORS vs. TRAIL BLAZERS

Player	G	S	Min.	FG	FGA	Pct.	3FG	3At	Pct.	FT	FTA	Pct.	Off	Def	RB	Ast.	PF	St	To	Bl	Pts.	Avg.
Ellis	3	3	125	33	65	.508	8	14	.571	21	24	.875	2	7	9	17	10	6	10	3	95	31.7
Lee	4	4	169	32	52	.615	0	0	---	12	15	.800	9	35	44	10	11	7	14	3	76	19.0
Curry	3	3	96	19	47	.404	5	14	.357	7	8	.875	2	13	15	24	8	2	5	1	50	16.7
Williams	4	2	112	22	43	.512	6	18	.333	3	3	1.000	3	16	19	8	6	1	3	0	53	13.3
D. Wright	4	4	138	21	55	.382	7	20	.350	3	6	.500	6	18	24	13	7	13	3	2	52	13.0
Carney	2	0	34	5	7	.714	3	3	1.000	2	2	1.000	1	5	6	0	2	2	1	1	15	7.5
Lin	2	0	26	5	8	.625	1	2	.500	1	2	.500	2	3	5	6	3	3	0	0	12	6.0
Amundson	4	2	72	7	16	.438	0	0	---	8	11	.727	7	5	12	2	7	0	3	4	22	5.5
Adrien	2	0	13	3	4	.750	0	0	---	2	2	1.000	2	1	3	0	2	1	3	0	8	4.0
Gadzuric	1	0	11	2	4	.500	0	0	---	0	1	.000	3	3	6	0	1	1	2	0	4	4.0
Thornton	2	0	27	3	7	.429	0	0	---	2	2	1.000	1	2	3	1	3	0	1	0	8	4.0
Udoh	3	2	64	5	11	.455	0	0	---	1	2	.500	5	5	10	5	10	5	4	6	11	3.7
Radmanovic	4	0	52	4	12	.333	3	7	.429	3	3	1.000	2	4	6	8	7	0	1	4	14	3.5
Law	2	0	23	1	3	.333	0	0	---	0	0	---	0	0	0	3	2	0	1	0	2	1.0
<b>Golden St.</b>	<b>4</b>	<b>-</b>	<b>960</b>	<b>162</b>	<b>334</b>	<b>.485</b>	<b>33</b>	<b>78</b>	<b>.423</b>	<b>65</b>	<b>81</b>	<b>.802</b>	<b>45</b>	<b>117</b>	<b>162</b>	<b>97</b>	<b>79</b>	<b>41</b>	<b>54</b>	<b>24</b>	<b>422</b>	<b>105.5</b>





# All-Time Trail Blazers vs. Warriors

## 1970-71 (1-3)

10/24	SF	115-118	L	0-1
11/6	F	103-110	L	0-3
12/18	SF	118-122	L	0-3
2/3	P	123-117	W	1-3

## 1971-72 (2-4)

11/18	GS	105-115	L	1-4
12/3	P	115-107	W	2-4
1/6	GS	115-119	L	2-5
1/28	P	102-105	L	2-6
3/4	GS	94-107	L	2-7
3/17	P	114-109	W	3-7

## 1972-73 (1-5)

10/21	P	97-104	L	3-8
11/2	GS	104-118	L	3-9
11/17	P	104-97	W	4-9
1/4	GS	83-108	L	4-10
2/9	GS	111-123	L	4-11
3/13	P	101-109	L	4-12

## 1973-74 (4-3)

11/29	GS	89-119	L	4-13
12/14	P	109-110	W	4-14
12/27	GS	118-117	W	6-13
1/6	P	106-105	W	7-13
2/28	GS	109-129	L	7-14
3/26	GS	120-143	L	7-15
3/27	P	132-122	W	8-15

## 1974-75 (3-5)

10/22	GS	107-106	W	9-15
10/25	P	97-99	W	9-16
11/3	P	100-109	L	9-17
12/6	GS	101-112	L	9-18
1/25	GS	109-114	L	9-19
1/26	P	128-113	W	10-19
3/2	P	122-86	W	11-19
3/20	GS	95-97	L	11-20

## 1975-76 (2-4)

12/11	GS	89-101	L	11-21
12/21	P	102-108	L	11-22
12/28	P	96-92	W	12-22
1/4	GS	125-123	W	13-22
2/8	P	105-109	L	13-23
4/8	GS	106-121	L	13-24

## 1976-77 (3-1)

10/28	P	110-96	W	14-24
10/28	GS	92-112	L	14-25
3/17	GS	115-106	W	15-25
4/1	P	109-98	W	16-25

## 1977-78 (3-1)

12/25	P	109-97	W	17-25
12/30	GS	108-99	W	18-25
2/3	P	112-92	W	19-25
4/6	GS	96-115	L	19-26

## 1978-79 (2-2)

10/20	GS	108-111	L	19-27
12/25	P	115-102	W	20-27
1/25	P	108-103	W	21-27
4/6	GS	87-91	L	21-28

## 1979-80 (4-2)

10/21	P	91-74	W	22-28
10/31	GS	106-111	L	22-29
12/25	P	113-91	W	23-29
1/2	GS	91-111	L	23-30
2/17	P	103-98	W	24-30
3/19	GS	115-113*	W	25-30

## 1980-81 (4-2)

10/15	GS	92-95	L	25-31
11/7	P	122-113	W	26-31
12/17	GS	115-113	W	27-31
12/25	P	115-114	W	28-31
2/8	GS	100-115	L	28-32
3/8	P	120-113	W	29-32

## 1981-82 (4-2)

11/4	GS	109-108	W	30-32
12/6	P	108-122	L	30-33
3/1	GS	101-102	W	31-33
3/18	P	109-95	W	32-33
3/26	GS	89-102	L	32-34
4/11	P	116-106*	W	33-34

## 1982-83 (4-2)

11/9	P	111-96	W	34-34
12/9	GS	107-98	W	35-34
1/1	P	102-74	W	36-34
1/6	GS	93-94	L	36-35
2/7	GS	100-115	L	36-36
4/18	P	112-106	W	37-36

## 1983-84 (4-2)

10/27	GS	95-97	L	37-37
11/19	P	105-101	W	38-37
1/19	GS	103-107	L	38-38
3/17	P	133-96	W	39-38
3/24	GS	106-94	W	40-38
4/13	P	102-101	W	41-38

## 1984-85 (4-2)

11/11	P	109-97	W	42-38
12/14	GS	92-105	L	42-39
12/25	P	106-97	W	43-39
1/31	GS	129-109	W	44-39
2/28	GS	120-124	L	44-40
3/15	P	126-101	W	45-40

## 1985-86 (5-1)

10/27	P	116-99	W	46-40
12/10	P	92-98	W	47-40
12/13	GS	127-124	W	48-40
1/5	P	136-120	W	49-40
3/29	GS	129-130	L	49-41
4/11	GS	131-130	W	50-41

## 1986-87 (2-4)

11/5	GS	92-102	L	50-42
11/15	P	126-106	W	51-42
12/23	GS	111-112	L	51-43
1/18	P	103-116	L	51-44
3/15	P	119-108	W	52-44
3/19	GS	124-125	L	52-45

## 1987-88 (5-1)

12/2	P	136-91	W	53-45
12/22	P	110-115	L	53-46
3/5	P	123-117	W	54-46
3/18	GS	121-116	W	55-46
4/15	P	147-113	W	56-46
4/20	GS	131-117	W	57-46

## 1988-89 (4-2)

11/12	GS	100-107	L	57-47
11/27	P	109-94	W	58-47
12/22	GS	117-109	W	59-47
12/23	P	111-107	W	60-47
3/14	P	139-110	W	61-47
3/21	GS	127-151	L	61-48

## 1989-90 (2-2)

12/1	P	123-110	W	62-48
12/15	P	111-116	L	62-49
1/31	GS	130-135	L	62-50
3/15	GS	128-121	W	63-50

## 1990-91 (3-2)

11/23	P	143-119	W	64-50
12/18	P	122-94	W	65-50
12/20	GS	118-125	L	65-51
2/1	P	119-99	W	66-51
3/19	GS	126-136	L	66-52

## 1991-92 (3-2)

1/22	P	112-116	L	66-53
12/20	GS	118-123	L	66-54
12/28	GS	124-116*	W	67-54
4/5	GS	130-122	W	68-54
4/7	P	110-101	W	69-54

## 1992-93 (5-0)

11/14	GS	130-116	W	70-54
12/20	P	130-114	W	71-54
1/26	P	143-133	W	72-54
3/7	GS	113-96	W	73-54
4/20	P	115-99	W	74-54

## 1993-94 (2-3)

12/21	GS	100-98	W	75-54
12/26	P	106-108*	L	75-55
3/7	P	137-108	W	76-55
3/10	GS	97-100	L	76-56
4/14	GS	108-113	L	76-57

## 1994-95 (4-1)

12/9	P	116-107	W	77-57
1/11	P	104-92	W	78-57
2/22	GS	107-89	W	79-57
4/18	GS	102-103	L	79-58
4/23	P	116-83	W	80-58

## 1995-96 (3-1)

11/29	GS	112-98	W	81-58
2/13	P	98-99	L	81-59
3/28	P	94-89	W	82-59
4/19	GS	95-87	W	83-59

## 1996-97 (2-2)

11/5	GS	111-93	W	84-59
11/29	P	119-93	W	85-59
12/1	GS	70-98	L	85-60
4/1	P	82-91	L	85-61

## 1997-98 (3-1)

11/15	GS	99-87	W	86-61
1/27	P	78-92	L	86-62
2/17	P	101-83	W	87-62
3/29	GS	99-83	W	88-62

## 1998-99 (2-2)

2/14	GS	100-105*	L	88-63
2/20	P	90-84	W	89-63
3/23	P	79-72	W	90-63
3/30	GS	90-93	L	90-64

## 1999-2000 (4-0)

12/23	P	111-91	W	91-64
2/15	GS	92-83	W	92-64
2/16	P	99-95	W	93-64
2/20	GS	96-83	W	94-64

## 2000-01 (4-0)

12/12	GS	101-93	W	95-64
3/3	P	122-91	W	96-64
4/6	GS	122-91	W	97-64
4/10	P	116-86	W	98-64

## 2001-02 (2-2)

10/31	P	92-97	W	99-64
11/4	GS	86-96	L	99-65
4/2	GS	91-107	L	99-66
4/6	P	113-86	W	100-66

## 2002-03 (4-0)

12/2	GS	113-111	W	101-66
2/19	P	125-98	W	102-66
4/1	P	100-86	W	103-66
4/4	GS	122-100	W	104-66

## 2003-04 (2-2)

11/23	GS	72-78	L	104-67
1/24	P	87-105	L	104-68
2/20	GS	94-93	W	105-68
4/7	P	87-81	W	106-68

## 2004-05 (2-2)

11/23	GS	78-75	W	107-68
1/24	P	97-98	W	108-68
2/24	P	102-104	L	108-69
4/7	GS	88-108	L	108-70

## 2005-06 (0-4)

11/18	P	80-91	L	108-71
1/28	GS	83-98	L	108-72
4/15	GS	81-86	L	108-73
4/17	P	79-93	L	108-74

## 2006-07 (1-2)

11/3	GS	89-102	L	108-75
3/11	P	106-87	W	109-75
4/18	P	98-120	L	109-76

## 2007-08 (2-2)

12/12	P	105-95	W	110-76
1/9	P	109-91	W	111-76
3/2	GS	104-110	L	111-77
3/27	GS	95-111	L	111-78

## 2008-09 (1-2)

# HOUSTON ROCKETS



1510 Polk St.  
Houston, TX 77002  
(713) 758-7200  
Toyota Center (18,043)



**Kevin McHale**  
Head Coach  
1st year

All-time vs. Portland: 1-2 (.333)

**Director, Media Relations**..... Nelson Luis  
**Radio/Spanish**.. Craig Ackerman, Joel Blank/Adrian Chavarria  
**Television** ..... Bill Worrell, Clyde Drexler, Matt Bullard

**Assistant Coaches** .. Kelvin Sampson, John-Blair Bickerstaff,  
Chris Finch, Brett Gunning  
**Head Athletic Trainer** ..... Keith Jones

## 2010-11 RESULTS

### Portland won, 2-1

1/2 at POR - Portland 100, Houston 85  
1/5 at HOU - Portland 103, Houston 100  
3/1 at POR - Houston 103, Portland 87

## 2011-12 MATCHUPS

Saturday, Jan. 14 - at Houston (5 p.m.)  
**Wednesday, Feb. 8 - at Portland (7 p.m.)**  
**Monday, April 9 - at Portland (7 p.m.)**  
\*All Times Pacific

## 2010-11 TRAIL BLAZERS vs. ROCKETS

Player	G	S	Min.	FG	FGA	Pct.	3FG	3At	Pct.	FT	FTA	Pct.	Off	Def	RB	Ast.	PF	St	TO	Bl	Pts.	Avg.
Aldridge	3	3	110	26	51	.510	0	2	.000	14	19	.737	10	17	27	7	2	3	8	1	66	22.0
Batum	3	3	110	19	33	.576	7	14	.500	8	8	1.000	1	7	8	5	12	1	2	0	53	17.7
Wallace	1	0	34	5	11	.455	3	4	.750	1	2	.500	1	9	10	3	3	3	5	0	14	14.0
Mills	3	0	63	15	29	.517	6	13	.462	0	0	---	1	1	2	8	5	6	5	0	36	12.0
Fernandez	2	0	55	7	24	.292	3	14	.214	5	5	1.000	0	4	4	7	6	2	2	0	22	11.0
Matthews	3	3	99	9	34	.265	2	9	.222	12	13	.923	3	4	7	6	7	1	5	0	32	10.7
Cunningham	2	0	51	10	19	.526	0	0	---	0	0	---	2	6	8	3	6	6	1	1	20	10.0
Miller	3	3	81	12	22	.545	0	0	---	3	5	.600	3	8	11	17	5	3	3	0	27	9.0
Camby	3	3	76	5	14	.357	0	0	---	4	6	.667	8	20	28	11	6	1	2	5	14	4.7
Roy	1	0	21	2	7	.286	0	0	---	0	0	---	0	3	3	2	2	1	1	0	4	4.0
Babbitt	2	0	2	1	2	.500	0	0	---	0	0	---	1	1	2	0	0	0	0	0	2	1.0
Collins	1	0	2	0	0	---	0	0	---	0	0	---	1	0	1	0	0	0	0	0	0	0.0
A. Johnson	1	0	1	0	0	---	0	0	---	0	0	---	0	0	0	1	0	0	0	0	0	0.0
Marks	1	0	8	0	1	.000	0	0	---	0	0	---	0	1	1	0	3	0	0	0	0	0.0
Przybilla	1	0	7	0	0	---	0	0	---	0	0	---	0	2	2	0	1	0	1	0	0	0.0
<b>Portland</b>	<b>3</b>	<b>3</b>	<b>720</b>	<b>111</b>	<b>247</b>	<b>.449</b>	<b>21</b>	<b>56</b>	<b>.375</b>	<b>47</b>	<b>58</b>	<b>.810</b>	<b>31</b>	<b>83</b>	<b>114</b>	<b>70</b>	<b>58</b>	<b>27</b>	<b>37</b>	<b>7</b>	<b>290</b>	<b>96.7</b>

## 2010-11 ROCKETS vs. TRAIL BLAZERS

Player	G	S	Min.	FG	FGA	Pct.	3FG	3At	Pct.	FT	FTA	Pct.	Off	Def	RB	Ast.	PF	St	TO	Bl	Pts.	Avg.
Martin	3	3	102	26	49	.531	9	19	.474	19	22	.864	3	9	12	12	5	4	6	0	80	26.7
Scola	3	3	99	17	27	.630	0	0	---	3	4	.750	1	21	22	9	7	1	8	3	37	12.3
Lowry	3	3	101	13	30	.433	5	13	.385	4	7	.571	0	9	9	22	6	2	5	3	35	11.7
Brooks	1	0	23	3	10	.300	1	6	.167	3	3	1.000	0	1	1	2	0	1	3	0	10	10.0
Budinger	3	1	67	12	20	.600	3	7	.429	2	2	1.000	1	10	11	2	7	2	5	0	29	9.7
Battier	2	2	52	8	12	.667	1	3	.333	0	0	---	0	7	7	4	4	1	4	3	17	8.5
Lee	3	0	61	8	22	.364	2	7	.286	6	7	.857	1	9	10	2	5	2	3	0	24	8.0
Hayes	1	1	34	3	5	.600	0	0	---	1	2	.500	1	6	7	2	2	3	1	0	7	7.0
Hill	2	2	50	6	14	.429	0	0	---	1	3	.333	4	9	13	0	8	0	1	1	13	6.5
Jeffries	1	0	8	1	2	.500	0	0	---	2	3	.667	1	0	1	0	0	0	0	0	4	4.0
Patterson	3	0	50	4	8	.500	0	0	---	4	6	.667	6	8	14	3	2	1	2	2	12	4.0
Miller	3	0	47	4	13	.308	1	6	.167	1	2	.500	3	5	8	8	4	0	2	0	10	3.3
Williams	3	0	18	2	7	.286	1	1	1.000	3	4	.750	0	2	2	1	1	1	1	0	8	2.7
Dragic	1	0	8	1	2	.500	0	0	---	0	0	---	0	2	2	1	4	0	2	0	2	2.0
<b>Houston</b>	<b>3</b>	<b>3</b>	<b>720</b>	<b>108</b>	<b>221</b>	<b>.489</b>	<b>23</b>	<b>62</b>	<b>.371</b>	<b>49</b>	<b>65</b>	<b>.754</b>	<b>21</b>	<b>98</b>	<b>119</b>	<b>68</b>	<b>55</b>	<b>18</b>	<b>44</b>	<b>12</b>	<b>288</b>	<b>96.0</b>



# All-Time Trail Blazers vs. Rockets

<b>1970-71 (0-4)</b>	<b>1981-82 (1-4)</b>	<b>1990-91 (4-0)</b>	<b>2001-02 (3-1)</b>
11/16 P 118-136 L 0-1	12/5 Ho 98-110 L 15-31	11/2 P 90-89 W 38-51	11/20 P 87-94 L 61-71
12/1 P 114-120 L 0-2	1/10 P 109-111 L 15-32	1/8 Ho 123-97 W 39-51	12/18 Ho 101-92 W 62-71
12/19 SD 108-118 L 0-3	1/14 Ho 111-100 W 16-32	4/9 Ho 103-93 W 40-51	4/12 Ho 80-79 W 63-71
3/7 SD 121-135 L 0-4	3/13 P 107-112 L 16-33	4/16 P 115-96 W 41-51	4/17 P 92-79 W 64-71
<b>1971-72 (2-4)</b>	<b>1982-83 (5-0)</b>	<b>1991-92 (1-3)</b>	<b>2002-03 (3-1)</b>
11/4 Ho 112-110 W 1-4	11/11 P 111-90 W 17-34	11/5 Ho 99-106 L 41-52	11/12 Ho 83-86 L 64-72
12/21 P 119-132 L 1-5	1/23 P 88-82 W 18-34	12/10 P 106-108 L 41-53	11/26 P 77-71 W 65-72
1/25 Ho 104-118 L 1-6	2/23 Ho 113-96* W 19-34	3/28 P 96-108 W 42-53	3/19 P 94-83 W 66-72
2/4 P 114-113 W 2-6	2/22 Ho 113-107 W 20-34	4/14 Ho 96-108 L 42-54	4/8 Ho 81-66 W 67-72
3/9 P/n 111-114 L 2-7	2/24 P 104-97 W 21-34	<b>1992-93 (3-1)</b>	<b>2003-04 (1-3)</b>
3/26 Ho 109-131 L 2-8	<b>1983-84 (4-1)</b>	1/3 P 103-101* W 43-54	11/21 P 85-78 W 68-72
<b>1972-73 (2-2)</b>	1/18 Ho 122-104 W 22-34	1/7 Ho 113-91 W 44-54	12/9 Ho 91-93 L 68-73
12/8 Ho 108-114 L 2-9	12/23 P 97-84 W 23-34	3/11 Ho 91-104 L 44-55	2/27 Ho 85-89 L 68-74
1/20 Ho 130-115 W 3-9	1/12 Ho 120-117 W 24-34	3/19 P 106-98* W 45-55	3/33 P 85-93* L 68-75
1/30 P 120-123 L 3-10	3/31 Ho 106-102 W 25-34	<b>1993-94 (0-4)</b>	<b>2004-05 (0-4)</b>
3/16 P 141-128 W 4-10	4/5 P 114-129 L 25-35	1/17 P 92-106 L 45-56	11/21 P 93-97 L 68-76
<b>1973-74 (1-3)</b>	<b>1984-85 (2-3)</b>	1/4 Ho 95-106 L 45-57	2/15 Ho 80-81 L 68-77
11/17 Ho 96-87 W 5-10	12/8 P 120-127 L 25-36	3/15 Ho 99-105 L 45-58	3/18 Ho 77-81 L 68-78
1/4 P 113-119 L 5-11	12/29 Ho 92-108 L 25-37	4/17 P 110-119 L 45-59	3/30 P 84-100 L 68-79
2/10 P 106-112 L 5-12	1/15 P 121-117 W 26-37	<b>1994-95 (3-1)</b>	<b>2005-06 (1-2)</b>
2/24 Ho 115-133 L 5-13	2/22 Ho 103-117 L 26-38	11/22 Ho 102-94 W 46-59	12/11 P 86-100 L 68-80
<b>1974-75 (2-2)</b>	4/2 P 127-113 W 27-38	2/6 P 120-82 W 47-59	3/5 Ho 84-102 L 68-81
11/27 P 111-97 W 6-13	<b>1985-86 (2-3)</b>	4/7 P 127-109 W 48-59	4/5 P 76-75 W 69-81
1/17 Ho 127-106 W 7-13	11/5 Ho 113-127 L 27-39	4/13 Ho 99-112 L 48-60	<b>2006-07 (2-2)</b>
2/9 P 92-102 L 7-14	11/24 P 125-118 W 28-39	<b>1995-96 (2-2)</b>	12/20 P 89-87 W 70-81
2/18 Ho 83-107 L 7-15	12/28 Ho 108-118 L 28-40	12/10 P 103-101** W 49-60	1/26 Ho 69-99 L 70-82
<b>1975-76 (1-3)</b>	3/1 P 117-112 W 29-40	12/21 Ho 86-91 L 49-61	4/6 Ho 85-78 W 71-82
1/1 P 107-110 L 7-16	3/13 Ho 118-126 L 29-41	3/5 P 93-100 L 49-62	4/11 P 95-99 L 71-83
1/10 Ho 94-105 L 7-17	<b>1986-87 (3-2)</b>	3/30 Ho 109-94 W 50-62	<b>2007-08 (0-4)</b>
3/10 Ho 110-113 L 7-18	11/18 Ho 115-111* W 30-41	<b>1996-97 (2-2)</b>	11/3 Ho 80-89 L 71-84
3/19 P 111-105 W 8-18	12/19 P 115-112 W 31-41	11/26 Ho 101-103* L 50-63	1/25 P 79-89 L 71-85
<b>1976-77 (1-3)</b>	3/8 P 119-93 W 32-41	12/15 P 89-99 L 50-64	2/11 Ho 83-95 L 71-86
12/14 P 104-84 W 9-18	3/26 Ho 104-119 L 32-42	1/2 Ho 112-96 W 51-64	4/3 P 86-95 L 71-87
1/22 Ho 107-110 L 9-19	4/6 P 108-114 L 32-43	2/15 P 106-105 W 52-64	<b>2008-09 (1-2)</b>
2/25 P 106-123 L 9-20	<b>1987-88 (1-4)</b>	<b>1997-98 (3-1)</b>	11/6 P 101-99* W 72-87
3/23 Ho 104-109 L 9-21	11/10 P 111-118 L 32-44	1/17 Ho 86-85 W 53-64	2/24 Ho 94-98 L 72-88
<b>1977-78 (2-2)</b>	12/18 Ho 98-103 L 32-45	11/28 P 89-98 L 53-65	4/5 Ho 88-102 L 72-89
11/12 Ho 102-104 L 9-22	2/14 P 103-115 L 32-46	1/3 Ho 97-95 W 54-65	<b>2009-10 (2-2)</b>
1/29 P 123-88 W 10-22	3/10 Ho 112-109 W 33-46	2/13 P 105-81 W 55-65	10/27 P 96-87 W 73-89
3/8 Ho 97-94 W 11-22	3/26 Ho 109-115 L 33-47	<b>1998-99 (1-2)</b>	10/31 Ho 107-111 L 73-90
4/4 P 89-101 L 11-23	<b>1988-89 (1-3)</b>	3/7 P 111-71 W 56-65	12/5 P 90-89 W 74-90
<b>1978-79 (1-3)</b>	11/25 P 111-94 W 34-47	4/15 Ho 76-85 L 56-67	1/29 Ho 100-104 L 74-91
11/25 P 127-105 W 12-23	1/12 Ho 106-116 L 34-48	<b>1999-2000 (2-2)</b>	<b>2010-11 (2-1)</b>
12/9 Ho 110-116 L 12-24	2/9 P 110-113 L 34-49	11/26 P 91-88* W 57-67	1/2 P 100-85 W 75-91
2/15 Ho 115-119 L 12-25	3/18 Ho 113-127 L 34-50	12/21 Ho 89-79 W 58-67	1/5 Ho 103-100 W 76-91
3/2 P 98-118 L 12-26	<b>1989-90 (3-1)</b>	1/18 Ho 89-90 L 58-68	3/1 P 87-103 L 76-92
<b>1979-80 (1-1)</b>	11/7 Ho 86-109 L 34-51	4/5 P 105-118 L 58-69	<i>* Overtime periods</i>
12/1 Ho 112-120* L 12-27	12/19 P 119-100 W 35-51	<b>2000-01 (3-1)</b>	<i>SD - San Diego</i>
12/16 P 123-101 W 13-27	3/18 P 108-100 W 36-51	11/11 P 111-88 W 59-69	<i>P/n - Portland home game played at neutral site (Seattle)</i>
<b>1980-81 (2-3)</b>	3/20 Ho 120-110 W 37-51	12/2 Ho 96-85 W 60-69	
10/17 P 99-102 L 13-28		2/26 Ho 95-86 W 61-69	
12/12 P 106-100 W 14-28		4/13 P 103-109 L 61-70	
1/10 Ho 105-106 L 14-29			
3/13 Ho 104-126 L 14-30			
3/20 P 107-103 W 15-30			

## Series History & Highlights

**All-time series record:** Rockets lead, 92-76

**In Portland:** Trail Blazers lead, 46-37

**At Rockets:** Rockets lead, 55-30 (Includes games played in San Diego)

**In Houston only:** Rockets lead, 53-30

**Longest Win Streaks:** Trail Blazers (9), Rockets (9)

**Biggest Trail Blazers Win:** 40 points, 111-71, 3/7/99

**Biggest Rockets Win:** 31 points 108-77, 3/16/05

**Most Points, Trail Blazers:** 141-128, 3/16/73

**Fewest Points, Trail Blazers:** 69-99, 1/26/07

**Most Points, Rockets:** 136-118, 11/16/70

**Fewest Points, Rockets:** 66-81, 4/08/03

**Overtime Games:** (9) Trail Blazers 6, Rockets 3

**Individual Bests, Trail Blazers:**

**Points:** 51---Geoff Petrie (twice), 1/20/73 and 3/16/73

**Rebounds:** 19---Maurice Lucas, 1/22/77

**Assists:** 20---Rod Strickland, 3/30/96 (All-time Portland record)

**Individual Bests, Rockets:**

**Points:** 49---Moses Malone, 3/13/82

**Rebounds:** 23---Elvin Hayes, 11/16/70; 23---Kevin Kunnert, 4/4/78

**Assists:** 21---Larry Siegfried, 11/16/70

# INDIANA PACERS



125 S. Pennsylvania St.  
Indianapolis, IN 46204  
(317) 917-2500  
Conseco Fieldhouse (18,165)



**Frank Vogel**  
Head Coach  
2nd year

All-time vs. Portland: 1-0 (1.000)

**Director, Public Information** ..... David Benner  
**Radio** ..... Mark Boyle, Bob Leonard  
**T.V.** ..... Quinn Buckner, Chris Denari, Austin Croshere

**Assistant Coaches** ..... Brian Shaw, Jim Boylen,  
Dan Burke, Jimmy Powell  
**Head Athletic Trainer** ..... Josh Corbell

## 2010-11 RESULTS

**Series tied, 1-1**

1/22 at POR - Portland 97, Indiana 92  
2/4 at IND - Indiana 100, Portland 87

## 2011-12 MATCHUPS

Tuesday, March 13 - at Indiana (4 p.m.)

\*All Times Pacific

### 2010-11 TRAIL BLAZERS vs. PACERS

Player	G	S	Min.	FG	FGA	Pct.	3FG	3At	Pct.	FT	FTA	Pct.	Off	Def	RB	Ast.	PF	St	TO	Bl	Pts.	Avg.
Aldridge	2	2	78	12	32	.375	0	0	---	15	18	.833	6	16	22	5	7	1	3	4	39	19.5
Batum	2	2	80	12	24	.500	7	14	.500	6	6	1.000	2	8	10	4	3	2	2	1	37	18.5
Matthews	2	2	78	11	27	.407	2	6	.333	7	9	.778	0	4	4	12	8	1	4	0	31	15.5
Fernandez	2	0	74	11	25	.440	5	12	.417	3	3	1.000	1	8	9	13	6	4	3	1	30	15.0
Cunningham	2	0	47	7	21	.333	0	0	---	0	0	---	4	4	8	1	7	2	2	2	14	7.0
Miller	2	2	33	6	12	.500	0	0	---	2	3	.667	0	4	4	4	5	1	2	1	14	7.0
Mills	2	0	28	3	16	.188	1	7	.143	2	2	1.000	1	1	2	7	0	3	5	0	9	4.5
Przybylla	2	2	37	4	7	.571	0	0	---	0	1	1.000	3	7	10	0	4	0	2	1	8	4.0
Marks	2	0	13	1	5	.200	0	0	---	0	0	---	1	2	3	0	1	1	1	1	2	1.0
Babbitt	1	0	7	0	2	.000	0	1	.000	0	0	---	0	4	4	0	3	1	1	0	0	0.0
A. Johnson	1	0	5	0	0	---	0	0	---	0	0	---	1	1	2	0	0	0	1	0	0	0.0
<b>Portland</b>	<b>2</b>	<b>-</b>	<b>480</b>	<b>67</b>	<b>171</b>	<b>.392</b>	<b>15</b>	<b>40</b>	<b>.375</b>	<b>35</b>	<b>42</b>	<b>.833</b>	<b>19</b>	<b>59</b>	<b>78</b>	<b>46</b>	<b>44</b>	<b>16</b>	<b>27</b>	<b>11</b>	<b>184</b>	<b>92.0</b>

### 2010-11 PACERS vs. TRAIL BLAZERS

Player	G	S	Min.	FG	FGA	Pct.	3FG	3At	Pct.	FT	FTA	Pct.	Off	Def	RB	Ast.	PF	St	TO	Bl	Pts.	Avg.
Granger	2	2	68	16	28	.571	3	5	.600	14	16	.875	2	12	14	1	2	1	5	1	49	24.5
Hibbert	2	2	50	11	26	.423	0	0	---	4	6	.667	6	10	16	3	6	1	3	1	26	13.0
Collison	2	2	65	11	25	.440	0	1	.000	3	4	.750	1	6	7	14	3	3	6	0	25	12.5
Dunleavy	2	2	62	8	14	.571	4	9	.444	2	2	1.000	0	10	10	4	3	2	4	1	22	11.0
Hansbrough	2	1	50	4	14	.286	0	0	---	11	12	.917	3	12	15	0	6	2	6	1	19	9.5
McRoberts	1	1	20	3	4	.750	0	0	---	2	4	.500	1	4	5	3	2	0	3	1	8	8.0
D. Jones	1	0	14	3	4	.750	0	0	---	1	1	1.000	0	3	3	0	3	1	1	0	7	7.0
Price	2	0	31	6	17	.353	2	7	.286	0	2	.000	0	0	0	1	3	0	2	0	14	7.0
George	2	0	31	4	11	.364	1	6	.167	4	6	.667	1	6	7	0	2	0	1	0	13	6.5
Foster	2	0	37	0	5	.000	0	0	---	6	6	1.000	11	7	18	1	6	0	2	3	6	3.0
Posey	2	0	24	1	3	.333	1	3	.333	0	0	---	0	3	3	0	4	0	1	2	3	1.5
S. Jones	1	0	4	0	0	---	0	0	---	0	0	---	0	1	1	0	0	0	0	0	0	0.0
Rush	1	0	24	0	2	.000	0	1	.000	0	2	.000	0	1	1	1	1	1	0	0	0	0.0
<b>Indiana</b>	<b>2</b>	<b>-</b>	<b>480</b>	<b>67</b>	<b>153</b>	<b>.438</b>	<b>11</b>	<b>32</b>	<b>.344</b>	<b>47</b>	<b>61</b>	<b>.770</b>	<b>25</b>	<b>75</b>	<b>100</b>	<b>28</b>	<b>41</b>	<b>11</b>	<b>35</b>	<b>10</b>	<b>192</b>	<b>96.0</b>



# All-Time Trail Blazers vs. Pacers

<b>1976-77 (4-0)</b> 11/28 P 145-115 W 1-0 12/1 Ind 101-100 W 2-0 2/3 Ind 107-98 W 3-0 3/16 P 134-110 W 4-0 <b>1977-78 (3-1)</b> 11/6 P 108-106 W 5-0 11/16 Ind 104-111 L 5-1 2/10 Ind 112-108 W 6-1 2/19 P 127-104 W 7-1 <b>1978-79 (1-3)</b> 11/18 P 123-111 W 8-1 12/6 Ind 109-115 L 8-2 1/9 P 104-112 L 8-3 3/9 Ind 116-125 L 8-4 <b>1979-80 (0-2)</b> 11/7 P 90-97 L 8-5 1/8 P 118-122 L 8-6 <b>1980-81 (2-0)</b> 2/22 Ind 113-109* W 9-6 3/3 P 117-112 W 10-6 <b>1981-82 (1-1)</b> 1/12 P 105-93 W 11-6 2/14 Ind 91-107 L 11-7 <b>1982-83 (2-0)</b> 1/4 P 119-117 W 12-7 3/9 Ind 101-97 W 13-7 <b>1983-84 (1-1)</b> 2/26 Ind 100-102 L 13-8 3/3 P 118-98 W 14-8	<b>1984-85 (2-0)</b> 1/6 P 118-101 W 15-8 1/23 Ind 136-104 W 16-8 <b>1985-86 (2-0)</b> 1/15 Ind 109-104 W 17-8 3/4 P 102-99 W 18-8 <b>1986-87 (2-0)</b> 11/23 P 108-95 W 19-8 11/30 Ind 118-101 W 20-8 <b>1987-88 (2-0)</b> 11/22 P 120-110 W 21-8 12/12 Ind 108-101 W 22-8 <b>1988-89 (0-2)</b> 12/7 Ind 120-129 L 22-9 3/5 P 118-121* L 22-10 <b>1989-90 (1-1)</b> 12/17 P 121-113 W 23-10 2/25 Ind 112-117 L 23-11 <b>1990-91 (2-0)</b> 12/7 Ind 127-105 W 24-11 12/11 P 122-96 W 25-11 <b>1991-92 (2-0)</b> 11/8 P 121-96 W 26-11 12/7 Ind 115-112 W 27-11 <b>1992-93 (1-1)</b> 12/2 Ind 112-103 W 28-11 12/11 P 124-134** L 28-12	<b>1993-94 (1-1)</b> 12/23 P 108-96 W 29-12 3/1 Ind 94-106 L 29-13 <b>1994-95 (1-1)</b> 11/27 P 99-89 W 30-13 4/2 Ind 93-104 L 30-14 <b>1995-96 (1-1)</b> 12/27 Ind 87-101 L 30-15 3/10 P 113-108** W 31-15 <b>1996-97 (1-1)</b> 11/17 Ind 88-83 W 32-15 12/3 P 93-98* L 32-16 <b>1997-98 (1-1)</b> 12/10 P 93-85 W 33-16 2/27 Ind 59-124 L 33-17 <b>1998-99 (1-0)</b> 2/10 P 100-92 W 34-17 <b>1999-2000 (0-2)</b> 11/29 P 91-93 L 34-18 3/9 Ind 119-127* L 34-19 <b>2000-01 (2-0)</b> 1/3 P 102-86 W 35-19 1/25 Ind 92-82 W 36-19 <b>2001-02 (1-1)</b> 11/10 Ind 96-105 L 36-20 11/27 P 96-90 W 37-20 <b>2002-03 (2-0)</b> 3/8 P 94-80 W 38-20 3/17 Ind 95-88 W 39-20	<b>2003-04 (1-1)</b> 12/3 P 97-95* W 40-20 3/17 Ind 71-80 L 40-21 <b>2004-05 (0-2)</b> 2/16 Ind 87-95 L 40-22 3/4 P 97-106 L 40-23 <b>2005-06 (0-2)</b> 12/2 P 78-98 L 40-24 2/8 Ind 69-101 L 40-25 <b>2006-07 (0-2)</b> 11/28 P 97-105 L 40-26 12/8 Ind 95-108 L 40-27 <b>2007-08 (0-2)</b> 11/28 P 89-95 L 40-28 2/9 Ind 93-101 L 40-29 <b>2008-09 (2-0)</b> 3/4 P 107-105 W 41-29 3/18 Ind 95-85 W 42-29 <b>2009-10 (2-0)</b> 12/9 Ind 102-91 W 43-29 3/3 P 102-79 W 44-29 <b>2010-11 (1-1)</b> 1/22 P 97-92 W 45-29 2/4 Ind 87-100 L 45-30
--	--	---	---

\* Overtime periods

## Series History & Highlights

**All-time series record:** Trail Blazers lead, 45-30

**In Portland:** Trail Blazers lead, 28-10

**In Indianapolis:** Pacers lead, 20-17

**Longest Win Streaks:** Trail Blazers (9), Pacers (9)

**Biggest Trail Blazers Win:** 32 points, 136-104, 1/23/85

**Biggest Pacers Win:** 65 points, 124-59, 2/27/98 (*Worst loss in Trail Blazers history*)

**Most Points, Trail Blazers:** 145-115, 11/28/76

**Fewest Points, Trail Blazers:** 59-124, 2/27/98

**Most Points, Pacers:** 134-124, 12/11/92 (2OT); 129-120, 12/7/88

**Fewest Points, Pacers:** 79-102, 3/3/10

**Overtime Games:** (7) Pacers 4, Trail Blazers 3

### Individual Bests, Trail Blazers:

**Points:** 37---Tom Owens, 3/9/79; 37---Clifford Robinson, 3/10/96

**Rebounds:** 22---Maurice Lucas, 2/3/76; 22---Buck Williams, 12/11/92 (2OT)

**Assists:** 14---Clyde Drexler, 11/30/86; 14---Terry Porter, 11/22/88

### Individual Bests, Pacers:

**Points:** 39---James Edwards, 2/22/81 (OT); 36---Reggie Miller, 2/16/05

**Rebounds:** 17---Dave Robisch, 11/6/77; 17---Jeff Foster, 11/28/07

**Assists:** 16---Vern Fleming, 12/17/89



# LOS ANGELES CLIPPERS



6951 S. Centinela Ave.  
Playa Vista, CA 90094  
(310) 862-6000  
STAPLES Center (19,060)



**Vinny Del Negro**  
Head Coach  
2nd year

All-time vs. Portland: 1-6 (.143)

**Vice President, Communications**.....Joe Safety  
**Radio**.....Brian Sieman, Ralph Lawler, Michael Smith  
**Spanish Radio**.....Celso Gaspar  
**Television**.....Ralph Lawler, Michael Smith

**Assistant Coaches**.....Marc Iavaroni, Dean Demopoulos  
Robert Pack  
**Head Athletic Trainer**.....Jasen Powell

## 2010-11 RESULTS

### Portland won, 3-0

10/27 at LAC - Portland 98, L.A. Clippers 88  
12/5 at POR - Portland 100, L.A. Clippers 91  
1/20 at POR - Portland 108, L.A. Clippers 93

## 2011-12 MATCHUPS

Sunday, Jan. 1 - at L.A. Clippers (6:30 p.m.)  
**Tuesday, Jan. 10 - at Portland (7 p.m.)**  
**Thursday, Feb. 16 - at Portland (7:30 p.m.)**  
Friday, March 30 - at L.A. Clippers (7:30 p.m.)  
\*All Times Pacific

## 2010-11 TRAIL BLAZERS vs. CLIPPERS

Player	G	S Min.	FG	FGA	Pct.	3FG	3At	Pct.	FT	FTA	Pct.	Off	Def	RB	Ast.	PF	St	TO	Bl	Pts.	Avg.	
Matthews	3	2	93	22	44	.500	5	14	.357	9	9	1.000	1	4	5	7	5	6	5	0	58	19.3
Roy	2	2	71	10	32	.313	3	7	.429	13	16	.813	0	11	11	5	1	1	5	1	36	18.0
Aldridge	3	3	96	22	48	.458	1	2	.500	6	9	.667	12	11	23	5	15	2	3	1	51	17.0
Miller	3	3	110	13	35	.371	0	2	.000	16	19	.842	6	9	15	20	5	9	7	0	42	14.0
Batum	3	2	97	14	27	.519	6	11	.545	4	4	1.000	8	16	24	4	8	4	4	4	38	12.7
Camby	2	2	75	9	20	.450	0	0	---	5	6	.833	13	20	33	5	6	1	2	4	23	11.5
Fernandez	3	0	60	12	23	.522	5	10	.500	5	7	.714	2	4	6	4	5	3	3	1	34	11.3
Mills	2	0	22	4	6	.667	2	3	.667	1	2	.500	0	0	0	3	2	0	3	0	11	5.5
Oberto	1	0	11	1	1	1.000	0	0	---	1	2	.500	1	2	3	0	3	0	1	0	3	3.0
Marks	1	0	4	1	1	1.000	0	0	---	0	0	---	0	2	2	0	2	0	0	0	2	2.0
Cunningham	3	0	45	2	5	.400	0	0	---	1	2	.500	0	5	5	0	8	0	0	1	5	1.7
Przybilla	2	1	34	1	2	.500	0	0	---	1	2	.500	3	5	8	0	7	1	0	0	3	1.5
A. Johnson	1	0	3	0	0	---	0	0	---	0	0	---	0	0	0	1	3	0	1	0	0	0.0
<b>Portland</b>	<b>3</b>	<b>-</b>	<b>720</b>	<b>111</b>	<b>244</b>	<b>.455</b>	<b>22</b>	<b>49</b>	<b>.449</b>	<b>62</b>	<b>78</b>	<b>.795</b>	<b>46</b>	<b>89</b>	<b>135</b>	<b>54</b>	<b>70</b>	<b>27</b>	<b>39</b>	<b>12</b>	<b>306</b>	<b>102.0</b>

## 2010-11 CLIPPERS vs. TRAIL BLAZERS

Player	G	S Min.	FG	FGA	Pct.	3FG	3At	Pct.	FT	FTA	Pct.	Off	Def	RB	Ast.	PF	St	TO	Bl	Pts.	Avg.	
Gordon	3	3	122	28	55	.509	8	18	.444	17	23	.739	3	4	7	10	9	3	11	4	81	27.0
Griffin	3	3	123	21	45	.467	0	0	---	19	35	.543	20	27	47	10	9	5	8	0	61	20.3
Davis	3	2	97	14	37	.378	2	14	.143	8	14	.571	2	9	11	16	10	4	7	1	38	12.7
Butler	2	0	50	7	14	.500	6	11	.545	4	5	.800	1	4	5	1	1	2	0	1	24	12.0
Kaman	2	1	49	6	23	.261	0	0	---	0	1	.000	3	11	14	1	5	3	2	2	12	6.0
Cook	1	0	10	2	5	.400	1	3	.333	0	0	---	1	0	1	0	1	0	0	0	5	5.0
Foye	2	0	46	3	11	.273	2	6	.333	2	2	1.000	0	1	1	5	2	0	1	0	10	5.0
Aminu	3	1	25	6	11	.545	1	4	.250	1	2	.500	3	3	6	0	1	1	1	0	14	4.7
Gomes	3	2	92	5	16	.313	1	9	.111	0	0	---	3	6	9	5	7	2	2	1	11	3.7
Jordan	3	2	45	3	5	.600	0	0	---	5	8	.625	5	10	15	2	10	0	4	7	11	3.7
Diogu	1	0	15	1	2	.500	0	0	---	0	0	---	1	1	2	0	1	0	1	0	2	2.0
Collins	2	0	7	0	0	---	0	0	---	3	4	.750	0	0	0	0	3	0	1	0	3	1.5
Bledsoe	3	1	32	0	7	.000	0	4	.000	0	0	---	0	3	3	3	4	2	5	0	0	0.0
Smith	1	0	9	0	0	---	0	0	---	0	0	---	0	2	2	0	0	1	0	0	0	0.0
<b>Clippers</b>	<b>3</b>	<b>-</b>	<b>720</b>	<b>96</b>	<b>231</b>	<b>.416</b>	<b>21</b>	<b>69</b>	<b>.304</b>	<b>59</b>	<b>94</b>	<b>.628</b>	<b>42</b>	<b>81</b>	<b>123</b>	<b>53</b>	<b>63</b>	<b>23</b>	<b>44</b>	<b>16</b>	<b>272</b>	<b>90.7</b>

# All-Time Trail Blazers vs. Clippers

<b>1970-71 (6-6)</b>				<b>1980-81 (4-2)</b>				<b>1989-90 (5-0)</b>				<b>2000-01 (2-2)</b>			
10/26	P	119-108	W 1-0	11/8	F	106-110*	L 29-24	11/28	P	116-94	W 73-34	2/3	LA	89-90	L 110-45
10/31	P	107-110	W 2-0	12/4	SD	103-100	W 30-24	12/12	P	99-92	W 74-34	2/24	LA	120-123**	L 110-46
11/17	P	101-102	L 2-1	1/29	SD	108-106	W 31-24	1/27	LA	118-115	W 75-34	3/1	P	94-81	W 111-46
11/21	Bu	112-108	W 3-1	2/24	P	107-121	L 31-25	4/6	P	106-99	W 76-34	3/26	P	104-96	W 112-46
11/28	Bu	95-111	L 3-2	3/17	P	127-112	W 32-25	4/16	LA	93-85	W 77-34	<b>2001-02 (3-1)</b>			
12/11	Bu	120-105	W 4-2	3/29	SD	144-129	W 33-25	<b>1990-91 (3-1)</b>				11/8	P	119-101	W 113-46
1/4	Bu	112-119	L 4-3	<b>1981-82 (4-2)</b>				11/11	P	138-107	W 78-34	1/1	LA	97-112	L 113-47
1/10	Bu	106-126	L 4-4	11/12	SD	115-122	L 33-26	12/21	LA	117-107	W 79-34	1/19	P	113-93	W 114-47
1/24	Bu	111-123	L 4-5	12/15	P	118-101	W 34-26	3/17	P	97-107	L 79-35	2/18	LA	80-79	W 115-47
3/6	P	98-114	L 4-6	12/26	SD	128-116	W 35-26	3/20	LA	101-96	W 80-35	<b>2002-03 (3-1)</b>			
3/14	P	122-112	W 5-6	1/28	P	96-93	W 36-26	<b>1991-92 (3-2)</b>				11/15	P	112-88	W 116-47
3/20	P	132-120*	W 6-6	4/15	SD	123-104	W 37-26	11/19	P	132-112	W 81-35	12/18	LA	97-93	W 117-47
<b>1971-72 (4-2)</b>				4/15	SD	123-129	L 37-27	11/21	LA	106-91	W 82-35	2/28	P	109-103	W 118-47
10/29	P	119-120	L 6-7	<b>1982-83 (5-1)</b>				2/16	P	106-107	L 82-36	4/16	LA	93-107	L 118-48
11/9	Bu	100-109	L 6-8	11/30	P	121-114	W 38-27	2/21	LA	123-116	W 83-36	<b>2003-04 (2-2)</b>			
12/10	Bu	101-100*	W 7-8	12/16	SD	111-103	W 39-27	4/9	LA	100-106	L 83-37	11/13	LA	96-103*	L 118-49
1/2	P	108-90	W 8-8	12/26	SD	105-112	L 39-28	<b>1992-93 (3-2)</b>				2/18	P	101-86	W 119-49
1/14	Bu	102-100	W 8-8	2/15	P	115-106	W 40-28	2/12	LA	111-104	W 84-37	3/7	LA	71-81	L 119-50
3/7	P	98-84	W 10-8	3/2	SD	104-102	W 41-28	2/14	P	86-96	L 84-38	3/24	P	91-85	W 120-50
<b>1972-73 (2-2)</b>				4/14	P	120-83	W 42-28	<b>1993-94 (3-2)</b>				<b>2004-05 (2-2)</b>			
11/2	Bu	100-120	L 10-9	<b>1983-84 (4-2)</b>				2/14	P	101-99	W 86-38	11/5	P	94-81	W 121-50
2/13	P	120-100	W 11-9	10/28	P	107-93	W 43-28	4/25	LA	112-123	L 86-39	1/28	P	90-86	W 122-51
3/10	Bu	101-106	L 11-9	1/24	SD	113-118	L 43-29	<b>1993-94 (3-2)</b>				3/21	LA	89-96	L 122-52
3/25	P	113-107*	W 12-10	2/8	SD	114-105	W 44-29	11/5	LA	95-97	L 86-40	<b>2005-06 (0-3)</b>			
<b>1973-74 (1-3)</b>				2/28	P	117-99	W 45-29	12/29	P	114-98	W 87-40	2/22	P	120-117	W 88-40
11/9	P	122-108	W 13-10	2/20	P	108-105	W 46-29	2/23	LA	121-112	W 89-40	3/26	P	94-100	L 122-53
12/5	Bu	110-114	L 13-11	4/6	SD	112-121	L 46-30	3/20	LA	110-114	L 89-41	4/12	LA	93-97	L 122-55
1/1	P	119-120	L 13-12	<b>1984-85 (5-1)</b>				<b>1994-95 (5-0)</b>				<b>2006-07 (1-3)</b>			
3/10	Bu	112-122	L 13-13	11/3	LA	113-105	W 47-30	11/5	A-J	121-100	W 90-41	11/6	LA	89-102	L 122-56
<b>1974-75 (2-2)</b>				11/18	P	113-112	W 48-30	11/6	H-J	112-95	W 91-41	12/15	P	109-99	W 123-56
11/1	P	113-106	W 14-13	12/13	LA	100-106	L 48-31	12/14	P	121-73	W 92-41	3/31	P	86-99	L 123-57
12/6	Bu	104-114	L 14-14	2/26	P	110-99	W 49-31	1/20	LA	108-97	W 93-41	4/13	LA	89-107	L 123-58
2/21	Bu	106-116	L 14-15	3/23	P	126-123	W 50-31	<b>1995-96 (2-2)</b>				<b>2007-08 (3-0)</b>			
3/16	P	102-95	W 15-15	3/25	LA	120-99	W 51-31	11/20	P	113-95	W 95-41	2/27	LA	82-80	W 124-58
<b>1975-76 (2-2)</b>				<b>1985-86 (4-2)</b>				2/17	LA	96-100	L 95-42	3/21	P	107-102	W 125-58
11/22	Bu	109-104	W 16-15	10/29	LA	113-119	L 51-32	3/15	P	86-79	W 96-42	3/22	LA	83-72	W 126-58
11/29	P	130-115	W 17-15	11/21	LA	112-108	W 52-32	4/8	LA	89-102	L 96-43	<b>2008-09 (3-1)</b>			
2/17	Bu	113-116	L 17-16	12/25	P	121-107	W 53-32	<b>1996-97 (4-0)</b>				12/12	P	112-120**	L 126-59
3/16	P	95-112	L 17-17	2/1	P	156-121	W 54-32	12/27	LA	102-98	W 97-43	1/26	LA	113-88	W 127-59
<b>1976-77 (3-1)</b>				4/3	LA	111-113	L 54-33	1/21	P	100-82	W 98-43	2/22	P	116-87	W 128-59
11/21	P	121-98	W 18-17	4/10	P	115-110	W 55-33	3/11	P	109-105	W 99-43	4/11	LA	87-72	W 129-59
12/10	Bu	103-102	L 19-17	<b>1986-87 (6-0)</b>				<b>1997-98 (4-0)</b>				<b>2009-10 (3-1)</b>			
3/6	Bu	95-102	L 20-18	11/14	P	113-109	W 56-33	11/1	LA	82-74	W 101-43	12/30	P	103-99	W 130-59
3/29	P	127-101	W 20-18	12/2	P	134-99	W 57-33	3/16	P	103-92	W 102-43	1/4	LA	95-105	L 130-60
<b>1977-78 (3-1)</b>				12/12	LA	113-112	W 58-33	4/9	LA	99-85	W 103-43	12/5	P	109-97	W 131-60
10/25	P	107-85	W 21-18	2/17	LA	110-105	W 59-33	4/16	P	99-90	W 104-43	4/7	LA	93-85	W 132-60
12/13	P	111-108	W 22-18	3/16	LA	134-123	W 60-33	<b>1998-99 (2-1)</b>				<b>2010-11 (3-0)</b>			
1/17	Bu	96-94	W 23-18	4/12	P	113-100	W 61-33	3/13	LA	106-96	W 105-43	10/27	LA	96-98	W 133-60
3/12	Bu	90-96	L 23-19	<b>1987-88 (6-0)</b>				4/10	P	97-86	W 106-43	1/20	P	108-93	W 135-60
<b>1978-79 (2-2)</b>				11/7	LA	124-99	W 62-33	<b>1999-2000 (4-0)</b>				<b>Overtime periods</b>			
11/3	P	119-98	W 24-19	11/27	P	97-87	W 63-33	11/3	P	121-88	W 107-44	<b>Bu - Buffalo; SD - San Diego</b>			
1/24	SD	121-122	L 24-20	2/17	LA	110-96	W 64-33	11/27	LA	88-71	W 108-44				
3/14	SD	105-110	L 24-21	3/13	P	121-100	W 65-33	2/9	P	107-100	W 109-44				
3/20	P	115-109	W 25-21	4/5	P	141-119	W 66-33	4/18	LA	116-100	W 110-44				
<b>1979-80 (4-2)</b>				4/6	LA	111-103	W 67-33	<b>2000-2001 (4-0)</b>							
10/16	P	88-81	W 26-21	<b>1988-89 (5-1)</b>				<b>2001-2002 (4-0)</b>							
11/3	SD	123-102	W 27-21	11/3	P	125-103	W 68-33	11/27	LA	116-98	W 107-44				
12/9	P	96-98	L 27-22	12/13	P	113-92	W 69-33	2/9	P	107-100	W 109-44				
2/8	SD	104-118	L 27-23	2/1	LA	108-107	W 70-33	4/18	LA	116-100	W 110-44				
3/23	P	98-91	L 28-23	3/2	LA	119-113	W 71-33								
3/27	SD	96-93	W 29-23	4/6	LA	123-133	L 71-34								
				4/11	P	126-102	W 72-34								

## Series History & Highlights

**All-time series record:** Trail Blazers lead, 135-60  
**In Portland:** Trail Blazers lead, 81-16  
**At the Clippers:** Trail Blazers lead, 54-44 (Includes games played in Buffalo and San Diego)  
**In Los Angeles Only:** Trail Blazers lead, 36-21

**Longest Win Streaks:** Trail Blazers (17), Clippers (5)

**Biggest Trail Blazers Win:** 48 points, 121-73, 12/14/94

**Biggest Clippers Win:** 20 points (3 times), 126-106, 1/20/71; 120-100, 1/12/73; 91-71, 3/7/04

**Most Points, Trail Blazers:** 156-121, 2/1/86

**Fewest Points, Trail Blazers:** 71-91, 3/7/04

**Most Points, Clippers:** 133-123, 4/6/89

**Fewest Points, Clippers:** 71-88, 11/27/99

**Overtime Games:** (7) Clippers 4, Trail Blazers 3

**Individual Bests, Trail Blazers:**

**Points:** 41---Clyde Drexler (twice), 2/17/88 and 11/5/94

**Rebounds:** 26---LeRoy Ellis, 10/27/70; 26---Joel Przybilla, 3/22/08

**Assists:** 17---Steve Blake, 2/22/09 (Includes an NBA record 14 assists in first quarter)

**Individual Bests, Clippers:**

**Points:** 42---Bob McAdoo, 2/17/76

**Rebounds:** 28---Bob McAdoo, 3/10/74

**Assists:** 25---Ernie DiGregorio, 1/1/74



# LOS ANGELES LAKERS



555 N. Nash St.  
El Segundo, CA 90245  
(310) 426-6000  
STAPLES Center (18,997)



**Mike Brown**  
Head Coach  
1st year

All-time vs. Portland: 8-2 (.800)

*Vice President, Public Relations* ..... John Black  
*Radio* ..... John Ireland, Mychal Thompson  
*Spanish Radio* ..... Fernando Gonzalez, Pepe Mantilla  
*Television* ..... Stu Lantz, Bill Macdonald

*Assistant Coaches* ..... Darvin Ham, John Kuester,  
Chuck Person, Quin Snyder  
*Head Athletic Trainer* ..... Gary Vitti

## 2010-11 RESULTS

### L.A. Lakers won, 3-1

11/7 at LAL - L.A. Lakers 121, Portland 96  
2/23 at POR - L.A. Lakers 106, Portland 101 (OT)  
3/20 at LAL - L.A. Lakers 84, Portland 80  
4/8 at POR - Portland 93, L.A. Lakers 86

## 2011-12 MATCHUPS

### Thursday, Jan. 5 - at Portland (7:30 p.m.)

Monday, Feb. 20 - at L.A. Lakers (7:30 p.m.)  
Friday, March 23 - at L.A. Lakers (7:30 p.m.)  
\*All Times Pacific

## 2010-11 TRAIL BLAZERS vs. LAKERS

Player	G	S	Min.	FG	FGA	Pct.	3FG	3At	Pct.	FT	FTA	Pct.	Off	Def	RB	Ast.	PF	St	To	Bl	Pts.	Avg.
Aldridge	4	4	164	33	63	.524	0	0	---	13	17	.765	10	24	34	10	8	7	9	6	79	19.8
Batum	4	4	138	30	57	.526	12	27	.444	5	8	.625	1	9	10	7	5	3	5	2	77	19.3
Wallace	2	2	73	9	20	.450	2	8	.250	8	12	.667	4	17	21	8	7	3	6	0	28	14.0
Miller	4	4	133	17	46	.370	0	3	.000	12	14	.857	4	14	18	31	7	5	14	1	46	11.5
Matthews	4	3	119	17	38	.447	4	15	.267	6	6	1.000	2	3	5	7	13	2	6	1	44	11.0
Fernandez	4	0	99	9	26	.346	6	21	.286	6	6	1.000	5	8	13	14	1	3	1	0	30	7.5
A. Johnson	2	0	12	6	8	.750	1	1	1.000	1	2	.500	0	1	1	1	0	0	1	0	14	7.0
Roy	4	1	101	8	29	.276	2	10	.200	8	8	1.000	1	7	8	7	8	3	1	0	26	6.5
Cunningham	2	0	37	3	8	.375	0	0	---	6	8	.750	5	3	8	2	1	1	4	1	12	6.0
Marks	1	0	5	2	2	1.000	0	0	---	0	0	---	1	0	1	0	0	0	0	0	4	4.0
Przybilla	1	1	26	1	1	1.000	0	0	---	2	4	.500	0	7	7	0	3	0	2	1	4	4.0
Camby	2	1	48	1	5	.200	0	0	---	2	4	.500	6	12	18	5	2	0	1	2	4	2.0
Mills	2	0	15	1	6	.167	0	3	.000	0	0	---	1	1	2	0	2	0	1	0	2	1.0
Babbitt	1	0	7	0	4	.000	0	2	.000	0	2	.000	0	2	2	0	0	0	0	0	0	0.0
C. Johnson	1	0	7	0	1	.000	0	0	---	0	0	---	0	1	1	0	2	0	0	0	0	0.0
<b>Portland</b>	<b>4</b>	<b>-</b>	<b>985</b>	<b>137</b>	<b>314</b>	<b>.436</b>	<b>27</b>	<b>90</b>	<b>.300</b>	<b>69</b>	<b>91</b>	<b>.758</b>	<b>40</b>	<b>109</b>	<b>149</b>	<b>92</b>	<b>59</b>	<b>27</b>	<b>53</b>	<b>14</b>	<b>370</b>	<b>92.5</b>

## 2010-11 LAKERS vs. TRAIL BLAZERS

Player	G	S	Min.	FG	FGA	Pct.	3FG	3At	Pct.	FT	FTA	Pct.	Off	Def	RB	Ast.	PF	St	To	Bl	Pts.	Avg.
Bryant	4	4	135	36	87	.414	9	23	.391	14	19	.737	2	15	17	14	11	4	12	2	95	23.8
Odom	4	2	133	28	45	.622	4	8	.500	3	4	.750	10	31	41	14	15	5	15	2	63	15.8
Gasol	4	4	152	27	54	.500	0	0	---	6	7	.857	18	36	54	20	13	5	7	3	60	15.0
Artest	4	4	137	21	44	.477	8	13	.615	9	11	.818	11	7	18	10	12	4	2	59	14.8	
Barnes	3	0	55	11	16	.688	2	4	.500	3	4	.750	6	6	12	5	6	3	5	1	27	9.0
Fisher	4	4	110	11	23	.478	5	10	.500	7	8	.875	2	3	5	12	9	2	3	2	34	8.5
Brown	4	0	79	13	35	.371	4	10	.400	1	1	1.000	1	5	6	2	5	2	1	0	31	7.8
Vujacic	1	0	6	3	5	.600	0	1	.000	0	0	---	0	0	0	0	1	0	1	0	6	6.0
Bynum	2	2	63	4	8	.500	0	0	---	1	2	.500	3	7	10	1	9	3	6	3	9	4.5
Character	3	0	23	3	6	.500	0	0	---	0	0	---	0	3	3	1	5	0	1	2	6	2.0
Blake	4	0	76	3	11	.273	1	7	.143	0	0	---	0	4	4	11	0	2	3	0	7	1.8
Ratliff	1	0	5	0	1	.000	0	0	---	0	0	---	1	0	1	0	1	0	1	0	0	0.0
Smith	1	0	1	0	1	.000	0	0	---	0	0	---	0	0	0	0	0	0	0	0	0	0.0
Walton	2	0	10	0	2	.000	0	1	.000	0	0	---	0	4	4	3	1	0	1	0	0	0.0
<b>Lakers</b>	<b>4</b>	<b>-</b>	<b>985</b>	<b>160</b>	<b>338</b>	<b>.473</b>	<b>33</b>	<b>77</b>	<b>.429</b>	<b>44</b>	<b>56</b>	<b>.786</b>	<b>54</b>	<b>121</b>	<b>175</b>	<b>93</b>	<b>88</b>	<b>30</b>	<b>62</b>	<b>17</b>	<b>397</b>	<b>99.3</b>



# All-Time Trail Blazers vs. Lakers

## 1970-71 (0-4)

11/23	P	108-128	L	0-1
12/6	LA	120-131	L	0-2
1/31	LA	120-133	L	0-3
2/18	P	114-136	L	0-4

## 1971-72 (0-6)

11/13	P	108-130	L	0-5
12/5	LA	107-123	L	0-6
12/14	P	114-129	L	0-7
1/30	LA	131-153	L	0-8
2/18	LA	114-126	L	0-9
2/19	P	94-115	L	0-10

## 1972-73 (0-6)

10/20	LA	104-126	L	0-11
11/4	P	120-134	L	0-12
12/10	LA	101-137	L	0-13
12/26	LA	92-116	L	0-14
2/17	P	103-110	L	0-15
3/6	P	102-114	L	0-16

## 1973-74 (3-4)

10/28	LA	98-111	L	0-17
10/30	P	114-112	W	1-17
11/24	P	108-113	L	-18
11/25	LA	109-137	L	-19
12/1	P	134-115	W	2-19
2/3	LA	91-124	L	2-20
3/5	P	107-102	W	3-20

## 1974-75 (5-2)

10/29	P	102-105	L	3-21
11/16	P	112-89	W	4-21
12/15	P	100-97	W	5-21
12/22	LA	102-115	L	5-22
12/26	LA	117-116**	W	6-22
4/1	LA	124-106	W	7-22
4/6	P	126-97	W	8-22

## 1975-76 (4-3)

11/26	P	118-101	W	9-22
11/30	LA	109-116	L	9-23
12/26	LA	95-104	L	9-24
1/4	LA	101-110	L	9-25
1/23	P	119-96	W	10-25
1/30	LA	121-113	W	11-25
4/6	P	106-104	W	12-25

## 1976-77 (1-3)

11/26	LA	96-99	L	12-26
12/18	P	111-115*	L	12-27
1/2	LA	99-104	L	12-28
4/9	P	145-116	W	13-28

## 1977-78 (4-0)

11/27	LA	100-93	W	14-28
12/23	P	108-98	W	15-28
3/31	LA	103-101	W	16-28
4/9	P	114-99	W	17-28

## 1978-79 (2-2)

12/12	P	117-115	W	18-28
12/29	LA	95-118	L	18-29
3/21	LA	114-110	W	19-29
4/7	P	98-99	L	19-30

## 1979-80 (4-2)

10/19	LA	94-82	W	20-30
11/20	P	94-99	W	21-30
1/24	P	111-103	W	22-30
2/13	LA	103-129	L	22-31
3/9	P	142-121	W	23-31
3/12	LA	94-102	L	23-32

## 1980-81 (3-3)

10/21	P	107-103	W	24-32
11/4	LA	118-119	L	24-33
12/19	P	119-108	W	25-33
12/23	P	108-102	W	26-33
1/26	LA	112-124	L	26-34
3/2	P	111-117	L	26-35

## 1981-82 (1-5)

11/3	P	102-100	W	27-35
11/13	LA	115-119	L	27-36
12/11	LA	116-124	L	27-37
1/12	P	110-108	W	27-38
3/16	P	108-120	L	27-39
4/4	LA	111-129	L	27-40

## 1982-83 (3-3)

11/7	LA	98-103	L	27-41
12/3	LA	100-115	L	27-42
12/14	P	107-103	W	28-42
1/25	P	120-125	L	28-43
4/5	LA	107-101	W	29-43
4/17	LA	119-108	W	30-43

## 1983-84 (1-5)

11/19	P	110-117	L	30-44
12/18	LA	115-122	L	30-45
12/25	P	141-121	W	31-45
1/31	LA	124-129	L	31-46
4/8	P	113-119	L	31-47
4/11	LA	108-121	L	31-48

## 1984-85 (1-5)

11/4	LA	116-124	L	31-49
11/19	P	126-120	L	31-50
1/4	LA	110-110	L	31-51
1/29	P	106-122	L	31-52
3/26	P	116-113*	W	32-52
4/7	LA	133-135*	L	32-53

## 1985-86 (0-3)

11/14	LA	102-114	L	32-54
11/23	P	113-130	L	32-55
1/18	LA	121-122	L	32-56
1/30	P	94-118	L	32-57
3/8	LA	122-128	L	32-58
4/8	P	114-120	L	32-59

## 1986-87 (1-5)

12/18	LA	115-131	L	32-60
1/1	LA	104-140	L	32-61
1/27	LA	100-107	L	32-62
2/5	P	105-104	W	33-62
3/12	LA	116-125	L	33-63
4/3	P	121-127	L	33-64

## 1987-88 (3-3)

11/17	LA	115-142	L	33-65
12/2	LA	117-104	W	34-65
1/3	P	81-98	L	34-66
3/15	P	112-95	W	35-66
4/9	P	119-109	W	36-66
4/12	LA	103-109	L	36-67

## 1988-89 (0-5)

11/18	LA	105-106	L	36-68
1/4	P	120-133	L	36-69
2/3	LA	129-140	L	36-70
2/16	P	101-110	L	36-71
4/21	P	114-121	L	36-72

## 1989-90 (3-2)

2/6	P	119-121*	L	36-73
2/14	LA	132-128**	W	37-73
3/5	LA	130-111	W	38-73
3/30	LA	106-136	L	38-74
4/22	P	138-88	W	39-74

## 1990-91 (3-2)

11/6	LA	125-123*	W	40-74
1/3	P	104-108	L	40-75
2/17	LA	96-106	L	40-76
3/29	LA	109-105	W	41-76
4/13	P	118-113	W	42-76

## 1991-92 (4-1)

12/28	LA	98-88	W	43-76
1/21	P	131-92	W	44-76
3/9	P	105-101	W	45-76
4/18	P	98-93	W	46-76
4/18	P	101-109	L	46-77

## 1992-93 (2-3)

11/27	P	90-98	L	46-78
12/9	LA	111-124	L	46-79
1/15	LA	96-99	L	46-80
2/18	P	105-103	W	47-80
4/9	LA	109-105	W	48-80

## 1993-94 (5-0)

11/9	LA	109-102	W	49-80
12/10	P	117-99	W	50-80
1/21	P	111-93	W	51-80
4/9	P	112-104	W	52-80
4/15	LA	105-100	W	53-80

## 1994-95 (3-2)

1/9	P	129-83	W	54-80
2/19	LA	83-93	L	54-81
3/22	LA	114-121	L	54-82
4/20	P	111-97	W	55-82
4/22	LA	109-104	W	56-82

## 1995-96 (2-2)

11/21	LA	109-108	W	57-82
12/23	P	98-102	L	57-83
3/12	LA	105-99	W	58-83
4/21	P	88-92	L	58-84

## 1996-97 (3-1)

12/13	LA	119-120*	L	58-85
1/6	P	88-84	W	59-85
1/16	LA	102-98	W	60-85
4/20	P	100-96	W	61-85

## 1997-98 (2-2)

12/8	P	105-99	W	62-85
2/4	LA	115-122	L	62-86
2/10	P	112-105	W	63-86
3/11	LA	107-121	L	63-87

## 1998-99 (2-2)

4/13	P	113-86	W	64-87
4/21	P	88-82	W	65-87
3/29	LA	89-108	L	65-88
5/5	LA	91-119	L	65-89

## 1999-2000 (2-2)

11/6	P	97-82	W	66-89
12/3	LA	80-93	L	66-90
1/22	LA	95-91	L	67-90
2/29	P	87-90	L	67-91

## 2000-01 (2-2)

10/31	P	86-96	L	67-92
12/13	P	96-86	W	68-92
12/25	LA	109-104	W	69-92
4/15	LA	100-105	L	69-93

## 2001-02 (2-2)

10/30	LA	87-98	L	69-94
2/17	P	111-105	W	70-94
3/29	LA	79-91	L	70-95
4/14	P	128-120**	W	71-95

## 2002-03 (2-2)

10/30	P	102-90	W	72-95
11/3	LA	95-98*	L	72-96
2/21	LA	84-92	L	72-97
4/13	P	101-99	W	73-97

## 2003-04 (1-2)

12/13	P	112-108	W	74-97
2/17	LA	86-89	L	74-98
4/6	LA	91-80	L	75-98
4/14	P	104-105**	L	75-99

## 2004-05 (1-2)

2/1	LA	79-92	L	75-100
2/23	P	83-86	L	75-101
4/6	P	106-103	W	76-101

## 2005-06 (2-1)

1/17	P	113-103	W	77-101
2/21	LA	82-99	L	77-102
3/1	P	99-93	L	78-102
4/14	LA	99-110	L	78-103

## 2006-07 (2-1)

11/8	P	101-90	W	79-103
2/21	LA	112-108	W	80-103
3/16	LA	111-116*	L	80-104

## 2007-08 (2-2)

2/26	LA	83-96	L	80-105
2/29	P	119-111	W	81-105
4/2	LA	91-104	L	81-106
4/8	P	112-103	W	82-106

## 2008-09 (2-2)

10/28	LA	76-96	L	82-107
1/4	LA	86-100	L	82-108
3/9	P	111-94	W	83-108
4/10	P			

# MEMPHIS GRIZZLIES



191 Beale St.  
Memphis, TN 38103  
(901) 205-1234  
FedExForum (18,119)



**Lionel Hollins**  
Head Coach  
4th year (5th overall)  
All-time vs. Portland: 4-6 (.400)

**Senior Manager, Communications**.....Matt Tumbleson  
**Radio** ..... Eric Hasseltine, Hank McDowell, Elliot Perry  
**Television** ..Pete Pranic, Sean Tuohy, Brevin Knight, Rob Fischer

**Assistant Coaches** ..... David Joerger, Henry Bibby,  
Barry Hecker, Mitchell Anderson  
**Head Athletic Trainer** ..... Drew Graham

## 2010-11 RESULTS

### Portland won, 2-1

11/16 at MEM - Portland 100, Memphis 99  
12/13 at MEM - Memphis 86, Portland 73  
4/12 at POR - Portland 102, Memphis 89

## 2011-12 MATCHUPS

**Tuesday, Jan. 24 - at Portland (7 p.m.)**

**Thursday, March 22 - at Portland (7 p.m.)**

**Saturday, April 21 - at Memphis (5 p.m.)**

\*All Times Pacific

## 2010-11 TRAIL BLAZERS vs. GRIZZLIES

Player	G	S	Min.	FG	FGA	Pct.	3FG	3At	Pct.	FT	FTA	Pct.	Off	Def	RB	Ast.	PF	St	TO	Bl	Pts.	Avg.
Matthews	3	3	114	24	50	.480	10	20	.500	3	5	.600	3	7	10	4	5	6	5	1	61	20.3
Aldridge	3	3	99	25	46	.543	0	0	---	8	9	.889	6	15	21	4	14	3	2	4	58	19.3
Miller	3	3	107	14	30	.467	0	0	---	14	16	.875	3	7	10	26	4	8	10	1	42	14.0
Wallace	1	1	35	5	11	.455	1	3	.333	3	3	1.000	0	4	4	2	5	2	4	0	14	14.0
Batum	3	1	72	9	26	.346	2	9	.222	7	8	.875	4	7	11	2	5	3	3	2	27	9.0
Fernandez	3	0	66	7	20	.350	6	17	.353	5	6	.833	1	3	4	5	2	1	2	1	25	8.3
Camby	3	3	96	7	23	.304	0	0	---	2	4	.500	16	26	42	6	8	1	5	9	16	5.3
Cunningham	2	0	34	5	9	.556	0	0	---	0	0	---	5	4	9	1	7	2	3	4	10	5.0
Roy	2	1	54	4	20	.200	0	5	.000	1	1	1.000	3	3	6	10	5	2	2	1	9	4.5
Mills	2	0	10	2	3	.667	1	1	1.000	1	2	.500	0	0	0	1	1	0	1	0	6	3.0
Barron	1	0	1	1	1	1.000	0	0	---	0	0	---	0	1	1	0	0	0	0	0	2	2.0
Marks	2	0	12	1	1	1.000	0	0	---	0	0	---	0	3	3	0	4	0	1	0	2	1.0
Przybylla	1	0	8	0	0	---	0	0	---	1	2	.500	0	1	1	0	1	0	0	1	1	1.0
A. Johnson	3	0	13	1	6	.167	0	0	---	0	0	---	0	0	0	5	1	0	3	0	2	0.7
C. Johnson	1	0	1	0	0	---	0	0	---	0	0	---	0	0	0	0	0	0	0	0	0	0.0
<b>Portland</b>	<b>3</b>	<b>-</b>	<b>720</b>	<b>105</b>	<b>246</b>	<b>.427</b>	<b>20</b>	<b>55</b>	<b>.364</b>	<b>45</b>	<b>56</b>	<b>.804</b>	<b>41</b>	<b>81</b>	<b>122</b>	<b>66</b>	<b>62</b>	<b>28</b>	<b>43</b>	<b>24</b>	<b>275</b>	<b>91.7</b>

## 2010-11 GRIZZLIES vs. TRAIL BLAZERS

Player	G	S	Min.	FG	FGA	Pct.	3FG	3At	Pct.	FT	FTA	Pct.	Off	Def	RB	Ast.	PF	St	TO	Bl	Pts.	Avg.
Randolph	2	2	81	15	32	.469	0	1	.000	14	21	.667	13	21	34	2	2	3	3	0	44	22.0
Gay	2	2	79	15	29	.517	3	5	.600	3	3	1.000	5	8	13	6	3	4	5	1	36	18.0
Conley	3	3	95	16	36	.444	4	11	.364	8	8	1.000	0	7	7	11	3	3	8	0	44	14.7
Mayo	3	2	96	17	36	.472	7	14	.500	3	7	.429	0	9	9	7	5	1	6	1	44	14.7
Battier	1	0	30	4	6	.667	2	2	1.000	2	2	1.000	0	1	1	2	2	0	1	0	12	12.0
Haddadi	1	0	20	4	8	.500	0	0	---	1	2	.500	4	6	10	1	3	0	4	1	9	9.0
Gasol	3	3	89	10	23	.435	0	0	---	6	9	.667	7	15	22	6	12	1	4	5	26	8.7
Young	2	1	44	6	11	.545	2	3	.667	2	3	.667	2	3	5	3	4	2	0	0	16	8.0
Arthur	3	1	55	7	15	.467	0	0	---	4	4	1.000	6	6	12	2	10	1	4	1	18	6.0
Smith	1	0	13	3	6	.500	0	0	---	0	0	---	0	0	0	2	1	0	1	0	6	6.0
Vasquez	3	0	49	3	16	.188	1	7	.143	4	6	.667	1	3	4	5	6	2	5	0	11	3.7
Allen	2	0	27	2	7	.286	0	0	---	0	0	---	1	3	4	2	5	3	2	1	4	2.0
Powe	1	0	12	0	4	.000	0	0	---	2	6	.333	2	3	5	0	2	0	2	0	2	2.0
Henry	2	1	23	1	6	.167	0	2	.000	0	0	---	1	0	1	2	1	2	0	2	2	1.0
Thabeet	1	0	6	0	0	---	0	0	---	0	0	---	0	3	3	0	0	0	0	1	0	0.0
<b>Memphis</b>	<b>3</b>	<b>-</b>	<b>720</b>	<b>103</b>	<b>235</b>	<b>.438</b>	<b>19</b>	<b>45</b>	<b>.422</b>	<b>49</b>	<b>71</b>	<b>.690</b>	<b>42</b>	<b>88</b>	<b>130</b>	<b>51</b>	<b>59</b>	<b>21</b>	<b>48</b>	<b>11</b>	<b>274</b>	<b>91.3</b>



# All-Time Trail Blazers vs. Grizzlies

<b>1995-96 (2-2)</b>		<b>1999-2000 (3-1)</b>		<b>2003-04 (2-2)</b>		<b>2007-08 (3-0)</b>									
11/2 P	80-92	L	0-1	11/2 V	106-86	W	12-4	11/5 P	93-87	W	22-10	11/9 P	110-98	W	28-19
12/15 V	100-104*	L	0-2	3/3 P	101-91	W	13-4	12/7 M	79-93	L	22-11	12/3 M	106-105	W	29-19
4/2 P	101-85	W	1-2	4/6 V	87-89	L	13-5	1/28 M	88-76	W	23-11	4/15 P	113-91	W	30-19
4/14 V	81-79	W	2-2	4/8 P	98-85	W	14-5	3/3 P	88-97	L	23-12	<b>2008-09 (4-0)</b>			
<b>1996-97 (4-0)</b>		<b>2000-01 (2-2)</b>		<b>2004-05 (1-3)</b>		<b>2009-10 (2-2)</b>									
11/1 V	114-85	W	3-2	12/29 P	104-81	W	15-5	11/17 P	82-101	L	23-13	2/18 P	94-90	W	31-19
12/12 P	99-78	W	4-2	3/6 P	97-105	L	15-6	2/11 M	82-88	L	23-14	3/16 M	103-92	W	32-19
3/28 P	115-81	W	5-2	3/9 V	85-95	L	15-7	3/12 P	88-66	W	24-14	3/28 P	86-66	W	33-19
4/17 V	105-73	W	6-2	4/12 V	100-87	W	16-7	3/14 M	83-104	L	24-15	4/7 M	96-93	W	34-19
<b>1997-98 (2-2)</b>		<b>2001-02 (2-2)</b>		<b>2005-06 (1-2)</b>		<b>2010-11 (2-1)</b>									
12/19 P	96-91	W	7-2	11/5 M	101-85	W	17-7	11/22 M	95-87	W	25-15	11/10 M	93-79	W	35-19
12/21 V	86-88	L	7-3	1/24 P	120-82	W	18-7	12/21 M	79-89	L	25-16	11/27 P	96-106	L	35-20
3/26 P	109-102	W	8-3	3/25 P	100-103	L	18-8	12/30 P	90-93	L	25-17	1/5 P	105-109	L	35-21
4/10 V	96-105*	L	8-4	4/11 M	99-102	L	18-9	<b>2006-07 (2-2)</b>		2/19 V	26-17	3/1 M	103-93	W	36-21
<b>1998-99 (3-0)</b>		<b>2002-03 (3-1)</b>		<b>2006-07 (2-2)</b>											
2/8 V	95-76	W	9-4	11/6 P	94-88	W	19-9	12/13 M	85-79	W	26-17	11/16 M	100-99	W	37-21
3/8 V	92-73	W	10-4	1/15 P	100-92	W	20-9	1/27 M	135-132**	W	27-17	12/13 M	73-86	L	37-22
4/6 P	98-89	W	11-4	1/20 M	99-87	W	21-9	2/23 P	102-103	L	27-18	4/12 P	102-89	W	38-22
				4/11 M	93-96	L	21-10	3/29 P	92-96	L	27-19	* Overtime periods			
V - Vancouver															

## Series History & Highlights

**All-time series record:** Trail Blazers lead, 38-22

**In Portland:** Trail Blazers lead, 19-10

**At the Grizzlies:** Trail Blazers lead, 19-12 (Includes games played in Vancouver)

**In Memphis only:** Trail Blazers lead, 12-7

**Longest Win Streaks:** Trail Blazers (8), Grizzlies (3)

**Biggest Trail Blazers Win:** 38 points, 120-82, 1/24/02

**Biggest Grizzlies Win:** 21 points, 104-83, 3/14/05

**Most Points, Trail Blazers:** 135-132, 1/27/07 (2OT); 120-82, 1/24/02

**Fewest Points, Trail Blazers:** 73-86, 12/13/10

**Most Points, Grizzlies:** 132-135, 1/27/07 (2OT); 109-105, 1/5/10

**Fewest Points, Grizzlies:** 66-88, 3/12/05; 66-86, 3/28/09

**Overtime Games:** (3) Grizzlies 2, Trail Blazers 1

**Individual Bests, Trail Blazers:**

**Points:** 43---Zach Randolph, 3/29/07

**Rebounds:** 20---Zach Randolph, 4/11/03

**Assists:** 13---Rod Strickland, 12/15/95

**Individual Bests, Grizzlies:**

**Points:** 31---Bryant Reeves, 3/26/98; 31---Shareef Abdur-Rahim, 4/11/98;

31---O.J. Mayo, 4/7/09

**Rebounds:** 20---Zach Randolph, 12/13/10

**Assists:** 14---Mike Bibby, 3/3/00; 14---Earl Watson, 12/7/03

# MIAMI HEAT



601 Biscayne Blvd.  
Miami, FL 33132  
(786) 777-4328  
AmericanAirlines Arena (19,600)



**Erik Spoelstra**  
Head Coach  
4th Year

All-time vs. Portland: 2-4 (.333)

**Vice President, Sports Media Relations** ..... Tim Donovan  
**Radio** ..... Mike Inglis, John Crotty  
**Spanish Radio** ..... Jose Paneda, Joe Pujala  
**Television** ..... Eric Reid, Tony Fiorentino, Jason Jackson

**Assistant Coaches** ..... Bob McAdoo, Keith Askins,  
Ron Rothstein, David Fizdale, Chad Kammerer

**Head Athletic Trainer** ..... Jay Sabol

## 2010-11 RESULTS

Series tied, 1-1

1/9 at POR - Miami 107, Portland 100 (OT)

3/8 at MIA - Portland 105, Miami 96

## 2011-12 MATCHUPS

Thursday, March 1 - at Portland (7:30 p.m.)

\*All Times Pacific

### 2010-11 TRAIL BLAZERS vs. HEAT

Player	G	S	Min.	FG	FGA	Pct.	3FG	3At	Pct.	FT	FTA	Pct.	Off	Def	RB	Ast.	PF	St	TO	Bl	Pts.	Avg.
Aldridge	2	2	86	23	43	.535	0	0	---	11	12	.917	10	8	18	8	4	2	3	2	57	28.5
Wallace	1	0	35	8	14	.571	1	4	.250	5	6	.833	1	8	9	1	3	2	0	1	22	22.0
Batum	2	2	65	13	21	.619	1	6	.167	6	6	1.000	2	6	8	1	4	2	3	1	33	16.5
Roy	1	0	23	5	8	.625	3	3	1.000	1	1	1.000	0	0	0	1	2	0	0	0	14	14.0
Matthews	2	2	76	9	27	.333	4	13	.308	2	2	1.000	1	5	6	10	5	1	5	0	24	12.0
Miller	2	2	63	8	17	.471	0	1	.000	4	4	1.000	2	4	6	12	3	3	3	0	20	10.0
Mills	2	0	38	6	15	.400	1	7	.143	2	2	1.000	0	2	2	6	0	1	0	0	15	7.5
Fernandez	2	0	39	2	9	.222	2	7	.286	5	6	.833	1	4	5	2	0	3	3	0	11	5.5
Camby	2	2	57	2	11	.182	0	0	---	1	1	1.000	9	13	22	4	7	1	4	2	5	2.5
Cunningham	1	0	14	1	4	.250	0	0	---	0	1	.000	0	0	0	0	2	1	0	0	2	2.0
Przybylla	1	0	9	1	1	1.000	0	0	---	0	0	---	1	0	1	0	1	0	1	0	2	2.0
<b>Portland</b>	<b>2</b>	<b>-</b>	<b>505</b>	<b>78</b>	<b>170</b>	<b>.459</b>	<b>12</b>	<b>41</b>	<b>.293</b>	<b>37</b>	<b>41</b>	<b>.902</b>	<b>27</b>	<b>50</b>	<b>77</b>	<b>45</b>	<b>31</b>	<b>16</b>	<b>24</b>	<b>6</b>	<b>205</b>	<b>102.5</b>

### 2010-11 HEAT vs. TRAIL BLAZERS

Player	G	S	Min.	FG	FGA	Pct.	3FG	3At	Pct.	FT	FTA	Pct.	Off	Def	RB	Ast.	PF	St	TO	Bl	Pts.	Avg.
James	2	2	92	31	46	.674	5	9	.556	8	14	.571	4	20	24	14	7	3	10	0	75	37.5
Wade	2	2	85	27	43	.628	3	11	.273	15	17	.882	3	11	14	10	7	1	5	3	72	36.0
Bosh	2	2	84	12	28	.429	0	1	.000	1	1	1.000	1	11	12	0	5	2	4	2	25	12.5
Bibby	1	0	21	2	4	.500	2	4	.500	0	0	---	0	1	1	0	3	0	1	0	6	6.0
Chalmers	2	1	55	5	10	.500	1	6	.167	1	1	1.000	0	6	6	6	4	2	4	0	12	6.0
Jones	2	0	27	1	3	.333	1	3	.333	2	2	1.000	0	2	2	0	4	0	0	0	5	2.5
Arroyo	1	1	33	1	5	.200	0	1	.000	0	0	---	1	1	2	3	1	2	1	0	2	2.0
Dampier	1	1	13	1	2	.500	0	0	---	0	0	---	1	1	2	0	2	0	0	0	2	2.0
Howard	1	0	8	1	1	1.000	0	0	---	0	0	---	0	2	2	1	0	1	2	0	2	2.0
Miller	1	0	24	1	7	.143	0	2	.000	0	0	---	1	3	4	2	3	1	0	0	2	2.0
Anthony	2	0	42	0	0	---	0	0	---	0	0	---	1	1	2	0	6	0	2	0	0	0.0
Ilgaukas	2	1	22	0	2	.000	0	0	---	0	0	---	1	0	1	3	1	1	1	0	0	0.0
<b>Heat</b>	<b>2</b>	<b>-</b>	<b>505</b>	<b>82</b>	<b>151</b>	<b>.543</b>	<b>12</b>	<b>37</b>	<b>.324</b>	<b>27</b>	<b>35</b>	<b>.771</b>	<b>13</b>	<b>59</b>	<b>72</b>	<b>39</b>	<b>43</b>	<b>13</b>	<b>31</b>	<b>5</b>	<b>203</b>	<b>101.5</b>



# All-Time Trail Blazers vs. Heat

<b>1988-89 (4-0)</b> 12/2 M 105-102 W 1-0 1/3 P 119-95 W 2-0 2/26 M 124-102 W 3-0 4/14 P 97-86 W 4-0 <b>1989-90 (2-0)</b> 12/5 M 113-107 W 5-0 1/2 P 119-95 W 6-0 <b>1990-91 (2-0)</b> 12/4 M 98-95 W 7-0 1/5 P 132-108 W 8-0 <b>1991-92 (2-0)</b> 12/3 M 124-94 W 9-0 12/29 P 129-96 W 10-0 <b>1992-93 (1-1)</b> 1/14 P 104-93* W 11-0 2/24 M 91-102 L 11-1	<b>1993-94 (2-0)</b> 11/30 M 123-109 W 12-1 1/14 P 115-110 W 13-1 <b>1994-95 (2-0)</b> 1/9 M 99-90 W 14-1 3/14 P 121-114 W 15-1 <b>1995-96 (2-0)</b> 1/10 P 90-89 W 16-1 3/1 M 102-88 W 17-1 <b>1996-97 (1-1)</b> 1/8 P 81-85 L 17-2 2/21 M 114-110 W 18-2 <b>1997-98 (0-2)</b> 1/13 P 68-76 L 18-3 3/22 M 80-112 L 18-4 <b>1998-99</b> Did not play each other	<b>1999-2000 (1-1)</b> 11/16 M 101-96 W 19-4 12/7 P 76-86 L 19-5 <b>2000-01 (1-1)</b> 11/18 M 80-86 L 19-6 1/18 P 85-74 W 20-6 <b>2001-02 (1-1)</b> 1/10 M 92-85 W 21-6 1/17 P 90-92* L 21-7 <b>2002-03 (2-0)</b> 12/6 P 88-69 W 22-7 2/5 M 101-87 W 23-7 <b>2003-04 (2-0)</b> 11/19 P 94-93 W 24-7 2/23 M 89-81 W 25-7 <b>2004-05 (1-1)</b> 11/23 M 99-87 W 26-7 1/7 P 92-103 L 26-8	<b>2005-06 (0-2)</b> 11/23 M 79-100 L 26-9 1/8 P 89-118 L 26-10 <b>2006-07 (0-2)</b> 1/7 P 90-93 L 26-11 2/13 M 85-104 L 26-12 <b>2007-08 (2-0)</b> 12/6 P 112-106 W 27-12 1/18 M 98-91 W 28-12 <b>2008-09 (2-0)</b> 11/12 M 104-96 W 29-12 11/26 P 106-68 W 30-12 <b>2009-10 (1-1)</b> 12/1 P 100-107 L 30-13 12/20 M 102-95 W 31-13 <b>2010-11 (1-1)</b> 1/9 P 100-107* L 31-14 3/8 M 105-96 W 32-14
--	---	--	---

\* Overtime periods

## Series History & Highlights

**All-time series record:** Trail Blazers lead, 32-14

**In Portland:** Trail Blazers lead, 14-9

**In Miami:** Trail Blazers lead, 18-5

**Longest Win Streaks:** Trail Blazers (11), Heat (5)

**Biggest Trail Blazers Win:** 38 points, 106-68, 11/26/08

**Biggest Heat Win:** 32 points, 112-80, 3/22/98

**Most Points, Trail Blazers:** 132-108, 1/5/91

**Fewest Points, Trail Blazers:** 68-76, 1/13/98

**Most Points, Heat:** 118-89, 1/8/06

**Fewest Points, Heat:** 68-106, 11/26/08

**Overtime Games:** (3) Heat 2, Trail Blazers 1

**Individual Bests, Trail Blazers:**

**Points:** 36---Clyde Drexler, 12/2/88

**Rebounds:** 20---Greg Oden, 12/1/09

**Assists:** 14---Clyde Drexler, 12/5/89

**Individual Bests, Heat:**

**Points:** 44---LeBron James, 1/9/11 (OT); 38---Dwyane Wade, 3/8/11

**Rebounds:** 14---Isaac Austin, 2/21/97; 14---Brian Grant, 2/05/03

**Assists:** 15---Sherman Douglas, 12/4/90

# MILWAUKEE BUCKS



1001 N. Fourth St.  
Milwaukee, WI 53203  
(414) 227-0500  
Bradley Center (18,171)



**Scott Skiles**  
Head Coach  
4th year

All-time vs. Portland: 10-15 (.400)

**Director, Public Relations** ..... Dan Smyczek  
**Radio** ..... Ted Davis, Dennis Krause  
**Television** ..... Jim Paschke, Jon McGlocklin

**Assistant Coaches** ..... Jim Boylan, Joe Wolf,  
Sidney Moncrief, Bill Peterson, Anthony Goldwire  
**Head Athletic Trainer** ..... Marc Boff

## 2010-11 RESULTS

### Portland won, 2-0

11/2 at MIL - Portland 90, Milwaukee 76  
12/20 at POR - Portland 106, Milwaukee 80

## 2011-12 MATCHUPS

### Tuesday, March 20 - at Portland (7 p.m.)

Saturday, April 7 - at Milwaukee (5:30 p.m.)  
\*All Times Pacific

## 2010-11 TRAIL BLAZERS vs. BUCKS

Player	G	S Min	FG	FGA	Pct.	3FG	3At	Pct.	FT	FTA	Pct.	Off	Def	RB	Ast.	PF	St	TO	Bl	Pts.	Avg.	
Aldridge	2	2	88	18	32	.563	1	1	1.000	6	9	.667	9	18	27	4	7	6	2	7	43	21.5
Matthews	2	1	56	13	27	.481	5	14	.357	9	10	.900	2	9	11	5	9	0	5	1	40	20.0
Roy	1	1	38	7	17	.412	1	5	.200	2	2	1.000	0	0	0	2	3	5	3	1	17	17.0
Fernandez	2	0	54	8	18	.444	3	11	.273	1	1	1.000	0	2	2	9	3	1	0	1	20	10.0
Miller	2	2	58	7	15	.467	0	1	.000	4	5	.800	1	4	5	14	4	0	5	0	18	9.0
Mills	1	0	18	3	7	.429	2	4	.500	0	0	---	1	1	2	3	0	1	2	0	8	8.0
Cunningham	2	1	33	7	9	.778	0	0	---	0	0	---	2	4	6	1	3	0	0	1	14	7.0
Babbitt	1	0	18	3	6	.500	0	1	.000	0	0	---	0	1	1	2	1	0	0	0	6	6.0
Batum	2	2	45	4	13	.308	1	7	.143	3	3	1.000	1	6	7	3	6	1	4	0	12	6.0
Marks	1	0	24	2	7	.286	0	0	---	2	4	.500	4	1	5	0	2	1	0	2	6	6.0
A. Johnson	2	0	25	4	4	1.000	2	2	1.000	0	0	---	1	1	2	5	1	0	1	0	10	5.0
Camby	1	1	20	1	3	.333	0	0	---	0	0	---	3	10	13	0	3	0	0	1	2	2.0
Oberto	1	0	4	0	0	---	0	0	---	0	0	---	0	1	1	0	0	0	0	0	0	0.0
<b>Portland</b>	<b>2</b>	<b>-</b>	<b>480</b>	<b>77</b>	<b>158</b>	<b>.487</b>	<b>15</b>	<b>46</b>	<b>.326</b>	<b>27</b>	<b>34</b>	<b>.794</b>	<b>24</b>	<b>58</b>	<b>82</b>	<b>48</b>	<b>42</b>	<b>15</b>	<b>24</b>	<b>14</b>	<b>196</b>	<b>98.0</b>

## 2010-11 BUCKS vs. TRAIL BLAZERS

Player	G	S Min	FG	FGA	Pct.	3FG	3At	Pct.	FT	FTA	Pct.	Off	Def	RB	Ast.	PF	St	TO	Bl	Pts.	Avg.	
Maggette	1	0	17	4	12	.333	0	1	.000	8	8	1.000	1	2	3	0	2	0	2	0	16	16.0
Delfino	1	1	36	5	8	.625	3	5	.600	1	2	.500	0	5	5	2	0	2	1	0	14	14.0
Salmons	2	2	57	10	27	.370	2	7	.286	6	8	.750	1	6	7	1	3	1	3	0	28	14.0
Bogut	2	2	55	7	17	.412	0	0	---	3	6	.500	5	9	14	1	6	1	2	2	17	8.5
Jennings	1	1	36	2	7	.286	0	4	.000	4	5	.800	1	3	4	7	0	0	6	0	8	8.0
Mbah a Moute	2	0	50	7	13	.538	0	0	---	2	2	1.000	4	4	8	2	4	2	5	1	16	8.0
Gooden	2	1	46	5	15	.333	1	3	.333	4	5	.800	2	8	10	2	6	0	3	0	15	7.5
Dooling	2	1	42	5	14	.357	0	4	.000	4	4	1.000	0	0	0	6	1	1	1	0	14	7.0
Douglas-Rob.	1	1	26	1	7	.143	0	0	---	2	2	1.000	0	3	3	1	3	1	1	0	4	4.0
Sanders	2	0	16	4	7	.571	0	0	---	0	2	.000	4	1	5	0	1	0	1	0	8	4.0
Boykins	2	0	33	2	12	.167	1	4	.250	1	3	.333	1	0	1	4	1	3	1	0	6	3.0
Ilyasova	2	1	32	3	5	.600	0	1	.000	0	0	---	1	6	7	1	1	0	1	1	6	3.0
Brockman	2	0	34	2	7	.286	0	0	---	0	0	---	3	5	8	2	5	0	1	0	4	2.0
<b>Milwaukee</b>	<b>2</b>	<b>-</b>	<b>480</b>	<b>57</b>	<b>151</b>	<b>.377</b>	<b>7</b>	<b>29</b>	<b>.241</b>	<b>35</b>	<b>47</b>	<b>.745</b>	<b>23</b>	<b>52</b>	<b>75</b>	<b>29</b>	<b>33</b>	<b>11</b>	<b>28</b>	<b>4</b>	<b>156</b>	<b>78.0</b>





# All-Time Trail Blazers vs. Bucks

<b>1970-71 (1-3)</b>				<b>1977-78 (3-1)</b>				<b>1987-88 (1-1)</b>				<b>2000-01 (2-0)</b>			
11/22	P	104-126	L 0-1	11/15	Mil	109-106	W 10-26	12/11	Mil	112-125	L 18-46	11/22	Mil	93-84	W 33-55
11/29	Mil	111-124	L 0-2	1/31	P	136-116	W 11-26	1/26	P	124-120	W 19-46	1/5	P	119-115	W 34-55
1/23	Mil	117-142	L 0-3	3/5	P	126-88	W 12-26	<b>1988-89 (0-2)</b>				<b>2001-02 (2-0)</b>			
2/2	P	123-111	W 1-3	3/23	Mil	109-116	L 12-27	11/29	Mil	114-119	L 19-47	11/30	P	101-95	W 35-55
<b>1971-72 (0-6)</b>				<b>1978-79 (2-2)</b>				1/26	P	109-127	L 19-48	3/2	Mil	104-103*	W 36-55
10/17	P	94-127	L 1-4	10/28	P	106-95	W 13-27	<b>1989-90 (1-1)</b>				<b>2002-03 (0-2)</b>			
11/16	P	105-125	L 1-5	11/21	Mil	93-123	L 13-28	12/10	Mil	104-107	L 19-49	12/13	Mil	79-101	L 36-56
11/26	Mil	105-120	L 1-6	3/25	P	110-122*	L 13-29	1/23	P	119-90	W 20-49	2/22	P	90-93	L 36-57
12/29	Mil	84-123	L 1-7	4/1	Mil	109-107	W 14-29	<b>1990-91 (1-1)</b>				<b>2003-04 (1-1)</b>			
1/16	Mil	97-126	L 1-8	<b>1979-80 (1-5)</b>				12/30	Mil	112-117	L 20-50	12/16	P	99-106	L 36-58
1/26	P	98-109	L 1-9	11/8	Mil	89-98	L 14-30	1/20	P	116-112	W 21-50	3/16	Mil	100-99	W 37-58
<b>1972-73 (1-5)</b>				11/13	P	92-101	L 14-31	<b>1991-92 (2-0)</b>				<b>2004-05 (2-0)</b>			
10/17	P	111-108	W 2-9	1/20	Mil	88-89	L 14-32	11/26	P	107-98*	W 22-50	11/21	P	110-98	W 38-58
12/12	P	94-115	L 2-10	3/29	P	96-103	L 14-33	3/10	Mil	126-112	W 23-50	12/22	Mil	104-95	W 39-58
12/20	Mil	104-123	L 2-11	3/14	Mil	110-122*	L 14-34	<b>1992-93 (2-0)</b>				<b>2005-06 (0-2)</b>			
1/19	Mil	105-108	L 2-12	3/18	P	123-122	W 15-34	12/8	P	126-97	W 24-50	3/18	Mil	93-97	L 39-59
3/9	Mil	96-116	L 2-13	<b>1980-81 (0-2)</b>				1/19	Mil	119-92	W 25-50	3/20	P	93-100	L 39-60
3/26	P	99-116	L 2-14	11/20	P	93-97	L 15-35	<b>1993-94 (1-1)</b>				<b>2006-07 (1-1)</b>			
<b>1973-74 (0-6)</b>				1/18	Mil	103-110	L 15-36	12/19	P	93-81	W 26-50	12/6	Mil	94-102*	L 39-61
11/13	Mil	100-108	L 2-15	<b>1981-82 (0-2)</b>				3/31	Mil	109-111	L 26-51	1/21	P	99-95	W 40-61
12/12	Mil	86-116	L 2-16	2/11	Mil	105-116	L 15-37	<b>1994-95 (2-0)</b>				<b>2007-08 (2-0)</b>			
12/16	P	98-121	L 2-17	3/23	P	104-109	L 15-38	12/4	P	106-103	W 27-51	12/9	P	117-113*	W 41-61
1/19	Mil	106-121	L 2-18	<b>1982-83 (0-2)</b>				3/7	Mil	106-100	W 28-51	3/7	Mil	103-101	W 42-61
1/29	P	106-126	L 2-19	2/1	P	99-115	L 15-39	<b>1995-96 (0-2)</b>				<b>2008-09 (2-0)</b>			
3/24	P	110-120	L 2-20	2/10	Mil	92-102	L 15-40	11/30	P	99-100	L 28-52	11/9	P	102-95	W 43-61
<b>1974-75 (2-2)</b>				<b>1983-84 (1-1)</b>				1/5	Mil	96-113	L 28-53	3/21	Mil	96-84	W 44-61
12/17	P	119-103	W 3-20	12/30	Mil	88-93	L 15-41	<b>1996-97 (2-0)</b>				<b>2009-10 (1-1)</b>			
1/19	Mil	108-122	L 3-21	2/3	P	116-110	W 16-41	3/20	Mil	97-78	W 29-53	12/12	Mil	101-108**	L 44-62
3/18	P	95-89	W 4-23	<b>1984-85 (0-2)</b>				4/4	P	108-93	W 30-53	1/13	P	120-108	W 45-62
3/28	Mil	105-128	L 4-22	2/2	P	95-105	L 16-42	<b>1997-98 (0-2)</b>				<b>2010-11 (2-0)</b>			
<b>1975-76 (3-2)</b>				3/10	Mil	94-110	L 16-43	1/5	P	92-98	L 30-54	11/2	Mil	90-76	W 46-62
11/1	Mil	113-97	W 5-22	<b>1985-86 (0-2)</b>				1/10	Mil	90-95*	L 30-55	12/20	P	106-80	W 47-62
12/3	Mil	92-114	L 5-23	11/17	P	104-117	L 16-44	<b>1998-99</b>							
2/1	P	107-97	W 6-23	1/10	Mil	89-95	L 16-45	Did not play each other							
3/23	P	100-97*	W 7-23	<b>1986-87 (2-0)</b>				<b>1999-2000 (2-0)</b>							
3/28	Mil	100-115	L 7-24	1/11	Mil	103-91	W 17-45	2/7	Mil	115-111	W 31-55				
<b>1976-77 (2-2)</b>				2/22	P	124-120	W 18-45	4/1	P	113-79	W 32-55				
11/19	P	124-111	W 8-24												
11/30	Mil	106-115	L 8-25												
12/4	P	112-108	W 9-25												
12/30	Mil	107-127	L 9-26												

\* Overtime periods

## Series History & Highlights

**All-time series record:** Bucks lead, 62-47

**In Portland:** Trail Blazers lead, 31-23

**In Milwaukee:** Bucks lead, 39-16

**Longest Win Streaks:** Bucks (11), Trail Blazers (6-twice)

**Biggest Trail Blazers Win:** 38 points, 126-88, 3/5/78

**Biggest Bucks Win:** 39 points, 123-84, 12/29/71

**Most Points, Trail Blazers:** 136-116, 1/31/78

**Fewest Points, Trail Blazers:** 79-101, 12/13/02

**Most Points, Bucks:** 142-117, 1/23/71

**Fewest Points, Bucks:** 76-90, 11/2/10

**Overtime Games:** (9) Bucks 5, Trail Blazers 4

**Individual Bests, Trail Blazers:**

**Points:** 38---Lionel Hollins, 3/23/78

**Rebounds:** 25---LeRoy Ellis, 11/29/70

**Assists:** 17---Terry Porter, 2/22/87

**Individual Bests, Bucks:**

**Points:** 50---Kareem Abdul-Jabbar, 1/19/75

**Rebounds:** 26---Kareem Abdul-Jabbar, 11/22/70

**Assists:** 14---Oscar Robertson, 10/17/72



# MINNESOTA TIMBERWOLVES



600 First Ave. N.  
 Minneapolis, MN 55403  
 (612) 673-1600  
 Target Center (19,356)



**Rick Adelman**  
 Head Coach  
 1st year  
 All-time vs. Portland: 26-27 (.491)

**Director, Public Relations** ..... Mike Cristaldi  
**Radio** ..... Alan Horton  
**Television** ..... Tom Hanneman, Jim Petersen

**Assistant Coaches** ..... Terry Porter, Jack Sikma,  
 T.R. Dunn, Bill Bayno  
**Head Athletic Trainer** ..... Gregg Farnam

## 2010-11 RESULTS

### Portland won, 4-0

12/17 at POR - Portland 107, Minnesota 102  
 1/7 at MIN - Portland 108, Minnesota 98  
 1/17 at POR - Portland 113, Minnesota 102  
 2/14 at MIN - Portland 95, Minnesota 81

## 2011-12 MATCHUPS

### Saturday, March 3 - at Portland (7 p.m.)

Wednesday, March 7 - at Minnesota (5 p.m.)

### Sunday, April 1 - at Portland (6 p.m.)

\*All Times Pacific

## 2010-11 TRAIL BLAZERS vs. TIMBERWOLVES

Player	G	S	Min.	FG	FGA	Pct.	3FG	3At	Pct.	FT	FTA	Pct.	Off	Def	RB	Ast.	PF	St	To	Bl	Pts.	Avg.
Aldridge	4	4	161	49	85	.576	0	0	---	24	29	.828	18	20	38	12	12	5	8	8	122	30.5
Matthews	4	4	159	32	65	.492	15	30	.500	24	27	.889	3	15	18	7	8	6	5	1	103	25.8
Fernandez	4	0	106	19	41	.463	11	27	.407	11	12	.917	1	9	10	10	9	10	6	1	60	15.0
Miller	4	4	133	19	43	.442	0	2	.000	7	7	1.000	4	12	16	30	7	8	12	0	45	11.3
Cunningham	4	1	92	13	29	.448	0	0	---	4	5	.800	14	11	25	3	16	5	2	3	30	7.5
Mills	4	0	65	10	24	.417	1	9	.111	4	4	1.000	4	4	8	9	3	2	7	0	25	6.3
Batum	4	4	119	7	33	.212	1	10	.100	4	7	.571	8	11	19	9	8	1	3	3	19	4.8
A. Johnson	1	0	3	1	2	.500	1	1	1.000	0	0	---	0	0	0	0	0	0	0	0	3	3.0
Camby	3	3	53	3	8	.375	0	0	---	0	0	---	3	12	15	6	5	4	5	6	6	2.0
Przybilla	4	0	55	3	5	.600	0	0	---	1	2	.500	3	11	14	2	10	1	6	1	7	1.8
Marks	2	0	13	1	2	.500	1	1	1.000	0	0	---	0	2	2	0	3	0	1	0	3	1.5
Babbitt	1	0	0	0	0	---	0	0	---	0	0	---	0	0	0	0	0	0	0	0	0	0.0
<b>Portland</b>	<b>4</b>	<b>-</b>	<b>960</b>	<b>157</b>	<b>337</b>	<b>.466</b>	<b>30</b>	<b>80</b>	<b>.375</b>	<b>79</b>	<b>93</b>	<b>.849</b>	<b>58</b>	<b>107</b>	<b>165</b>	<b>88</b>	<b>81</b>	<b>42</b>	<b>56</b>	<b>23</b>	<b>423</b>	<b>105.8</b>

## 2010-11 TIMBERWOLVES vs. TRAIL BLAZERS

Player	G	S	Min.	FG	FGA	Pct.	3FG	3At	Pct.	FT	FTA	Pct.	Off	Def	RB	Ast.	PF	St	To	Bl	Pts.	Avg.
Love	4	4	156	29	59	.492	3	6	.500	22	25	.880	26	38	64	11	11	2	9	0	83	20.8
Beasley	3	3	96	24	50	.480	4	8	.500	10	11	.909	6	5	11	10	8	4	4	6	62	20.7
Webster	4	0	112	17	42	.405	6	16	.375	15	18	.833	10	14	24	6	12	1	8	0	55	13.8
Ellington	2	0	60	9	23	.391	1	7	.143	1	1	1.000	3	1	4	6	3	1	4	0	20	10.0
Milicic	4	4	85	19	34	.559	0	0	---	1	3	.333	6	9	15	3	14	3	7	6	39	9.8
Ridnour	4	3	133	16	38	.421	5	13	.385	2	2	1.000	2	11	13	24	8	6	13	0	39	9.8
Brewer	4	2	95	8	25	.320	1	6	.167	11	15	.733	1	5	6	3	11	5	7	1	28	7.0
Koufos	3	0	44	7	17	.412	0	0	---	1	4	.250	9	7	16	1	8	0	2	2	15	5.0
Pekovic	3	0	22	5	7	.714	0	0	---	3	6	.500	2	1	3	2	6	0	1	0	13	4.3
Tolliver	3	0	45	5	8	.625	1	2	.500	2	3	.667	2	5	7	0	4	3	1	1	13	4.3
Johnson	3	3	54	4	15	.267	1	3	.333	1	2	.500	0	3	3	2	2	4	2	2	10	3.3
Flynn	4	1	59	3	15	.200	0	5	.000	0	2	.000	0	1	1	5	3	1	9	0	6	1.5
<b>Minnesota</b>	<b>4</b>	<b>-</b>	<b>960</b>	<b>146</b>	<b>333</b>	<b>.438</b>	<b>22</b>	<b>66</b>	<b>.333</b>	<b>69</b>	<b>92</b>	<b>.750</b>	<b>67</b>	<b>100</b>	<b>167</b>	<b>73</b>	<b>90</b>	<b>30</b>	<b>71</b>	<b>18</b>	<b>383</b>	<b>95.8</b>



# All-Time Trail Blazers vs. Timberwolves

<b>1989-90 (3-1)</b>				<b>1995-96 (4-0)</b>				<b>2001-02 (2-2)</b>				<b>2007-08 (4-0)</b>			
11/5	P	93-83	W 1-0	11/10	M	108-102	W 23-2	12/30	P	93-95	L 37-11	12/28	P	109-98	W 48-24
1/11	M	82-80	W 2-0	1/7	P	113-97	W 24-2	2/6	M	103-113	L 37-12	1/2	M	90-79	W 49-24
3/25	P	105-110	L 2-1	2/7	M	103-93	W 25-2	3/6	P	85-78	W 38-12	3/11	M	103-96	W 50-24
4/10	M	108-94	W 3-1	3/19	P	106-78	W 26-2	3/23	M	108-99	W 39-12	3/15	P	107-96	W 51-24
<b>1990-91 (4-0)</b>				<b>1996-97 (2-2)</b>				<b>2002-03 (1-3)</b>				<b>2008-09 (4-0)</b>			
11/29	P	107-92	W 4-1	11/7	P	95-94*	W 27-2	12/14	M	98-92*	W 40-12	11/8	P	97-93	W 52-24
1/15	M	132-117	W 5-1	11/12	M	97-100	L 27-3	1/18	P	98-104	L 40-13	11/15	M	88-83	W 53-24
3/30	P	121-91	W 6-1	1/26	P	101-94	W 28-3	3/16	M	95-111	L 40-14	2/27	M	102-82	W 54-24
4/2	M	104-93	W 7-1	2/2	M	102-103	L 28-4	4/6	P	78-97	L 40-15	3/7	P	95-93	W 55-24
<b>1991-92 (4-0)</b>				<b>1997-98 (3-1)</b>				<b>2003-04 (3-1)</b>				<b>2009-10 (4-0)</b>			
1/15	M	107-102	W 8-1	11/4	P	122-105	W 29-4	12/26	P	101-92	W 41-15	11/8	P	116-93	W 56-24
12/16	P	119-104	W 9-1	11/26	M	96-90	W 30-4	1/8	M	75-96	L 41-16	11/11	M	107-84	W 57-24
3/11	M	124-113	W 10-1	1/9	M	91-96	L 30-5	3/10	P	92-79	W 42-16	11/21	P	106-78	W 58-24
3/17	P	111-91	W 11-1	3/12	P	95-92	W 31-5	3/14	M	92-83	W 43-16	2/27	M	110-91	W 59-24
<b>1992-93 (3-1)</b>				<b>1998-99 (3-0)</b>				<b>2004-05 (0-4)</b>				<b>2010-11 (4-0)</b>			
1/20	M	110-94	W 12-1	2/28	M	100-93	W 32-5	12/14	M	89-100	L 43-17	12/17	P	107-102	W 60-24
2/2	P	91-104	L 12-2	3/5	P	97-85	W 33-5	1/15	M	84-92	L 43-18	1/7	M	108-98	W 61-24
4/11	P	127-110	W 13-2	4/25	P	100-84	W 34-5	1/22	P	83-92	L 43-19	1/17	P	113-102	W 62-24
4/16	M	117-109	W 14-2	<b>1999-2000 (2-2)</b>				2/27	P	83-91	L 43-20	2/14	M	95-81	W 63-24
<b>1993-94 (4-0)</b>				<b>2000-01 (1-3)</b>				<b>2005-06 (2-2)</b>				<i>* Overtime periods</i>			
12/8	M	114-11	W 15-2	11/24	M	88-81	W 35-5	11/2	M	86-90	L 43-21				
12/18	P	105-95	W 16-2	12/9	P	90-86	W 36-5	12/7	P	74-84	L 43-22				
1/28	P	109-98	W 17-2	1/6	M	96-98	L 36-6	12/23	M	91-83	W 44-22				
4/22	M	118-103	W 18-2	3/16	P	92-96	L 36-7	2/3	P	89-85	W 45-22				
<b>1994-95 (4-0)</b>				<b>2006-07 (2-2)</b>											
2/3	M	112-97	W 19-2	1/27	M	80-93	L 36-8	11/4	P	88-86	W 46-22				
2/21	P	99-86	W 20-2	2/13	P	109-88	W 37-8	11/14	M	89-101	L 46-23				
3/12	M	102-88	W 21-2	4/1	P	95-99	L 37-9	1/24	P	101-98*	W 47-23				
4/4	P	95-91	W 22-2	4/4	M	79-83	L 37-10	3/25	M	93-94	L 47-24				

## Series History & Highlights

**All-time series record:** Trail Blazers lead, 63-24

**In Portland:** Trail Blazers lead, 34-10

**In Minneapolis:** Trail Blazers lead, 29-14

**Longest Win Streaks:** Trail Blazers (16-current), Timberwolves (6)

**Biggest Trail Blazers Win:** 30 points, 121-91, 3/30/91

**Biggest Timberwolves Win:** 21 points, 96-75, 1/8/04

**Most Points, Trail Blazers:** 132-117, 1/15/91

**Fewest Points, Trail Blazers:** 74-84, 12/7/05

**Most Points, Timberwolves:** 117-132, 1/15/91

**Fewest Points, Timberwolves:** 78-106, 3/19/96; 78-85, 3/6/02; 78-106, 11/21/09

**Overtime Games:** (3) Trail Blazers 3, Timberwolves 0

**Individual Bests, Trail Blazers:**

**Points:** 37---LaMarcus Aldridge, 1/17/11

**Rebounds:** 20---Arvydas Sabonis, 3/12/98

**Assists:** 14---Rod Strickland, 2/3/95

**Individual Bests, Timberwolves:**

**Points:** 33---Michael Beasley, 12/17/10

**Rebounds:** 20---Kevin Garnett, 1/18/03

**Assists:** 16---Michael Williams, 4/16/93



# NEW JERSEY NETS



390 Murray Hill Parkway  
East Rutherford, NJ 07073  
(201) 935-8888  
Prudential Center (18,711)



**Avery Johnson**  
Head Coach  
2nd year

All-time vs. Portland: 11-3 (.786)

**Vice President, Public Relations**.....Gary Sussman  
**Radio**.....Chris Carrino, Tim Capstraw  
**Television** . Ian Eagle, Mike Fratello, Ryan Ruocco, Jim Spanarkel

**Assistant Coaches**.....P.J. Carlesimo, Mario Elie,  
Popeye Jones, Tom Barrise  
**Head Athletic Trainer**.....Tim Walsh

## 2010-11 RESULTS

**Series tied, 1-1**

11/28 at NJ - New Jersey 98, Portland 96  
1/15 at POR - Portland 96, New Jersey 89

## 2011-12 MATCHUPS

**Wednesday, April 4 - at Portland (7 p.m.)**

\*All Times Pacific

### 2010-11 TRAIL BLAZERS vs. NETS

Player	G	S	Min.	FG	FGA	Pct.	3FG	3At	Pct.	FT	FTA	Pct.	Off	Def	RB	Ast.	PF	St	TO	Bl	Pts.	Avg.
Aldridge	2	2	77	15	35	.429	0	0	---	17	22	.773	7	7	14	8	6	3	4	3	47	23.5
Roy	1	1	35	9	16	.563	1	1	1.000	2	4	.500	2	2	4	4	3	1	2	0	21	21.0
Matthews	2	1	72	13	23	.565	6	9	.667	3	4	.750	0	10	10	4	7	5	3	0	35	17.5
Miller	2	2	76	12	22	.545	0	2	.000	8	9	.889	2	2	4	13	4	1	4	0	32	16.0
Batum	2	2	58	9	18	.500	2	6	.333	5	7	.714	3	5	8	2	4	1	2	2	25	12.5
Mills	1	0	13	2	7	.286	1	2	.500	4	4	1.000	0	0	0	0	0	1	0	1	9	9.0
Camby	2	2	61	5	13	.385	0	0	---	0	0	---	7	13	20	4	9	0	5	4	10	5.0
Fernandez	2	0	33	2	11	.182	1	8	.125	3	3	1.000	1	4	5	4	0	3	0	0	8	4.0
Cunningham	2	0	41	2	9	.222	0	0	---	1	2	.500	6	2	8	0	5	1	0	0	5	2.5
Babbitt	1	0	3	0	1	.000	0	0	---	0	0	---	0	0	0	0	0	0	0	0	0	0.0
A. Johnson	1	0	6	0	2	.000	0	1	.000	0	0	---	1	1	2	1	1	0	1	0	0	0.0
Przybylla	1	0	5	0	0	---	0	0	---	0	0	---	0	1	1	0	0	0	0	0	0	0.0
<b>Portland</b>	<b>2</b>	<b>-</b>	<b>480</b>	<b>69</b>	<b>157</b>	<b>.439</b>	<b>11</b>	<b>29</b>	<b>.379</b>	<b>43</b>	<b>55</b>	<b>.782</b>	<b>29</b>	<b>47</b>	<b>76</b>	<b>40</b>	<b>39</b>	<b>15</b>	<b>24</b>	<b>9</b>	<b>192</b>	<b>96.0</b>

### 2010-11 NETS vs. TRAIL BLAZERS

Player	G	S	Min.	FG	FGA	Pct.	3FG	3At	Pct.	FT	FTA	Pct.	Off	Def	RB	Ast.	PF	St	TO	Bl	Pts.	Avg.
Lopez	2	2	66	16	27	.593	0	0	---	13	14	.929	2	5	7	4	6	2	4	1	45	22.5
Harris	2	2	71	10	22	.455	2	6	.333	11	13	.846	0	1	1	14	8	3	7	0	33	16.5
Morrow	1	1	35	4	10	.400	3	6	.500	5	5	1.000	0	3	3	4	3	0	2	0	16	16.0
Vujacic	1	0	33	6	14	.429	1	6	.167	0	0	---	0	1	1	2	4	1	1	0	13	13.0
Outlaw	2	2	69	7	16	.438	1	2	.500	3	4	.750	3	8	11	5	7	2	2	0	18	9.0
Humphries	2	1	60	7	10	.700	0	0	---	3	5	.600	3	15	18	2	4	1	1	6	17	8.5
Favors	2	1	26	5	6	.833	0	0	---	2	2	1.000	2	4	6	2	6	0	1	1	12	6.0
Petro	2	0	27	6	7	.857	0	0	---	0	0	---	1	3	4	0	6	0	3	0	12	6.0
Farmar	2	0	43	4	14	.286	2	6	.333	0	0	---	0	3	3	9	4	1	2	0	10	5.0
Murphy	1	0	10	2	2	1.000	0	0	---	0	0	---	0	1	1	3	0	0	1	0	4	4.0
Graham	2	1	26	2	4	.500	0	0	---	2	2	1.000	0	3	3	0	1	0	2	0	6	3.0
James	1	0	13	0	3	.000	0	0	---	1	2	.500	0	5	5	0	0	0	1	0	1	1.0
Ross	1	0	1	0	0	---	0	0	---	0	0	---	0	0	0	0	0	0	0	0	0	0.0
<b>New Jersey</b>	<b>2</b>	<b>-</b>	<b>480</b>	<b>69</b>	<b>135</b>	<b>.511</b>	<b>9</b>	<b>26</b>	<b>.346</b>	<b>40</b>	<b>47</b>	<b>.851</b>	<b>11</b>	<b>52</b>	<b>63</b>	<b>45</b>	<b>49</b>	<b>10</b>	<b>29</b>	<b>8</b>	<b>187</b>	<b>93.5</b>



# All-Time Trail Blazers vs. Nets

<b>1976-77 (3-0)</b> 10/23 P 114-104 W 1-0 1/18 NY 109-94 W 2-0 3/25 NY 131-103 W 3-0  <b>1977-78 (3-0)</b> 11/26 P 114-102 W 4-0 1/18 NJ 127-101 W 5-0 1/26 P 112-77 W 6-0  <b>1978-79 (2-2)</b> 11/10 NJ 86-91 L 6-1 2/2 P 117-100 W 7-1 2/23 NJ 99-110 L 7-2 3/17 P 124-113 W 8-2  <b>1979-80 (2-0)</b> 12/21 P 100-97 W 9-2 1/11 NJ 128-107 W 10-2  <b>1980-81 (0-2)</b> 12/2 P 105-118 L 10-3 2/20 NJ 113-123* L 10-4  <b>1981-82 (1-1)</b> 11/20 P 106-86 W 11-4 2/26 NJ 106-110 L 11-5  <b>1982-83 (1-1)</b> 11/19 P 118-108 W 12-5 3/13 NJ 94-109 L 12-6  <b>1983-84 (2-0)</b> 12/3 NJ 128-122* W 13-6 12/15 P 118-105 W 14-6	<b>1984-85 (2-0)</b> 11/20 P 117-107* W 15-6 3/8 NJ 128-110 W 16-6  <b>1985-86 (0-2)</b> 11/19 P 102-108 L 16-7 12/7 NJ 107-118 L 16-8  <b>1986-87 (2-0)</b> 1/9 NJ 127-120* W 17-8 1/30 P 125-107 W 18-8  <b>1987-88 (2-0)</b> 11/29 P 125-104 W 19-8 2/23 NJ 114-102 W 20-8  <b>1988-89 (2-0)</b> 11/20 P 117-106 W 21-8 12/6 NJ 97-93 W 22-8  <b>1989-90 (2-0)</b> 11/24 P 125-99 W 23-8 1/14 NJ 99-90 W 24-8  <b>1990-91 (2-0)</b> 1/13 NJ 116-103 W 25-8 2/4 P 117-102 W 26-8  <b>1991-92 (1-1)</b> 1/31 P 113-108 W 27-8 2/27 NJ 96-98 L 27-9  <b>1992-93 (2-0)</b> 2/26 NJ 102-91 W 28-9 3/15 P 110-94 W 29-9	<b>1993-94 (2-0)</b> 1/25 P 122-117 W 30-9 4/3 NJ 109-105 W 31-9  <b>1994-95 (1-1)</b> 1/30 P 98-99 L 31-10 3/30 NJ 106-103 W 32-10  <b>1995-96 (1-1)</b> 11/7 NJ 84-104 L 32-11 11/25 P 99-87 W 33-11  <b>1996-97 (2-0)</b> 11/15 NJ 93-85 W 34-11 3/4 P 123-118 W 35-11  <b>1997-98 (1-1)</b> 11/22 NJ 87-93 L 35-12 2/3 P 98-97 W 36-12  <b>1998-99 (1-0)</b> 2/24 NJ 94-85 W 37-12  <b>1999-2000 (1-1)</b> 1/24 P 101-87 W 38-12 3/8 NJ 103-115 L 38-13  <b>2000-01 (2-0)</b> 11/13 NJ 94-82 W 39-13 11/25 P 86-84 W 40-13  <b>2001-02 (1-1)</b> 3/8 P 82-73 W 41-13 3/20 NJ 82-97 L 41-14  <b>2002-03 (0-2)</b> 11/30 P 86-93 L 41-15 12/11 NJ 104-105 L 41-6	<b>2003-04 (2-0)</b> 11/28 P 97-93 W 42-16 12/29 NJ 91-87 W 43-16  <b>2004-05 (1-1)</b> 11/9 NJ 60-64 L 43-17 11/28 P 83-71 W 44-17  <b>2005-06 (1-1)</b> 11/27 P 88-83 W 45-17 3/15 NJ 65-78 L 45-18  <b>2006-07 (2-0)</b> 11/18 NJ 86-88 W 46-18 11/22 P 100-97 W 47-18  <b>2007-08 (1-1)</b> 11/21 P 101-106 L 47-19 1/14 NJ 99-73 W 48-19  <b>2008-09 (2-0)</b> 11/15 NJ 105-99 W 49-19 3/13 P 109-100 W 50-19  <b>2009-10 (2-0)</b> 11/25 P 93-83 W 51-19 2/23 NJ 102-93 W 52-19  <b>2010-11 (1-1)</b> 11/28 NJ 96-98 L 52-20 1/15 P 96-89 W 53-20
---	--	---	---

\* Overtime periods

NY---New York Nets

## Series History & Highlights

**All-time series record:** Trail Blazers lead, 53-20

**In Portland:** Trail Blazers lead, 31-5

**At the Nets:** Trail Blazers lead, 22-15 (Includes games played in New York)

**In New Jersey only:** Trail Blazers lead, 20-15

**Longest Win Streaks:** Trail Blazers (11), Nets (3)

**Biggest Trail Blazers Win:** 35 points, 112-77, 1/26/78

**Biggest Nets Win:** 20 points, 104-84, 11/7/95

**Most Points, Trail Blazers:** 131-103, 3/25/77

**Fewest Points, Trail Blazers:** 60-64, 11/9/04

**Most Points, Nets:** 123-113, 2/20/81 (OT); 118-105, 12/2/80; 118-107, 12/7/85; 118-123, 3/4/97

**Fewest Points, Nets:** 64-60, 11/9/04

**Overtime Games:** (4) Trail Blazers 3, Nets 1

**Individual Bests, Trail Blazers:**

**Points:** 36---Clyde Drexler, 1/14/90

**Rebounds:** 18---Maurice Lucas, 10/23/76; 18---Kenny Carr, 1/9/87 (OT)

**Assists:** 14---Kenny Anderson, 3/4/97

**Individual Bests, Nets:**

**Points:** 38---Otis Birdsong, 12/3/83 (OT); 35---Vince Carter, 11/22/06

**Rebounds:** 19---Terry Mills, 2/27/92

**Assists:** 14---Kenny Anderson, 1/25/94; 14---Jason Kidd, 11/22/06



# NEW ORLEANS HORNETS



1250 Poydras, 19th Floor  
New Orleans, LA 70113  
(504) 593-4700  
New Orleans Arena (17,188)



**Monty Williams**  
Head Coach  
2nd year

All-time vs. Portland: 3-1 (.750)

**Vice President, Communications** .....Harold Kaufman  
**Radio**.....Sean Kelley, Gerry Vaillancourt  
**Television** .....Bob Licht, Gil McGregor, Victor Howell

**Assistant Coaches** .....Randy Ayers, James Borrego,  
Dave Hanners, Bryan Gates, Fred Vinson  
**Head Athletic Trainer** .....Jon Ishop

## 2010-11 RESULTS

### New Orleans won, 3-1

11/13 at NO - New Orleans 107, Portland 87  
11/26 at POR - New Orleans 97, Portland 78  
2/16 at POR - Portland 103, New Orleans 96  
3/30 at NO - New Orleans 95, Portland 91

## 2011-12 MATCHUPS

Monday, Jan. 16 - at New Orleans (12 p.m.)  
Friday, Feb. 10 - at New Orleans (5 p.m.)  
**Monday, March 5 - at Portland (7 p.m.)**  
**Thursday, March 29 - at Portland (7 p.m.)**  
\*All Times Pacific

## 2010-11 TRAIL BLAZERS vs. HORNETS

Player	G	S Min.	FG	FGA	Pct.	3FG	3At	Pct.	FT	FTA	Pct.	Off	Def	RB	Ast.	PF	St	To	Bl	Pts.	Avg.	
Aldridge	4	4	162	34	66	.515	0	1	.000	16	20	.800	13	23	36	15	12	6	4	5	84	21.0
Wallace	1	1	38	5	10	.500	1	3	.333	3	3	1.000	2	8	10	3	3	0	2	1	14	14.0
Miller	4	4	140	25	45	.556	0	0	---	10	11	.909	3	10	13	22	12	2	10	1	60	15.0
Matthews	4	2	122	16	34	.471	5	11	.455	12	14	.857	3	13	16	4	13	1	3	1	49	12.3
Roy	3	2	78	13	33	.394	3	8	.375	5	6	.833	1	3	4	8	3	2	2	0	34	11.3
Batum	4	4	135	13	41	.317	5	20	.250	6	6	1.000	2	8	10	4	17	5	4	4	37	9.3
A. Johnson	2	0	31	4	10	.400	0	4	.000	5	7	.714	1	2	3	3	2	0	4	0	13	6.5
Fernandez	4	0	76	7	26	.269	4	16	.250	4	4	1.000	0	4	4	10	4	2	5	3	22	5.5
Marks	2	0	23	4	7	.571	0	0	---	2	2	1.000	2	4	6	1	6	0	1	1	10	5.0
Mills	3	0	18	6	6	1.000	3	3	1.000	0	0	---	0	0	0	2	3	1	3	0	15	5.0
Camby	3	2	74	7	12	.583	0	0	---	0	0	---	8	14	22	1	8	2	2	4	14	4.7
Cunningham	3	1	57	2	7	.286	0	0	---	3	4	.750	3	6	9	1	9	1	1	2	7	2.3
Babbitt	2	0	2	0	2	.000	0	2	.000	0	0	---	0	0	0	0	0	0	0	0	0	0.0
Przybilla	1	0	4	0	0	---	0	0	---	0	2	.000	0	2	2	0	0	0	0	2	0	0.0
<b>Portland</b>	<b>4</b>	<b>4</b>	<b>960</b>	<b>136</b>	<b>299</b>	<b>.455</b>	<b>21</b>	<b>68</b>	<b>.309</b>	<b>66</b>	<b>79</b>	<b>.835</b>	<b>38</b>	<b>97</b>	<b>135</b>	<b>74</b>	<b>92</b>	<b>22</b>	<b>44</b>	<b>24</b>	<b>359</b>	<b>89.8</b>

## 2010-11 HORNETS vs. TRAIL BLAZERS

Player	G	S Min.	FG	FGA	Pct.	3FG	3At	Pct.	FT	FTA	Pct.	Off	Def	RB	Ast.	PF	St	To	Bl	Pts.	Avg.	
Landry	1	1	39	7	15	.467	0	0	---	7	10	.700	4	2	6	0	4	1	1	1	21	21.0
West	3	3	108	22	38	.579	1	1	1.000	14	16	.875	6	11	17	4	9	2	4	1	59	19.7
Green	4	1	113	27	47	.574	3	11	.273	9	12	.750	2	8	10	0	6	2	1	0	66	16.5
Ariza	4	4	134	19	43	.442	3	16	.188	11	13	.846	8	16	24	10	7	4	6	2	52	13.0
Belinelli	4	3	90	16	25	.640	12	17	.706	4	4	1.000	0	10	10	0	6	1	1	0	48	12.0
Okafor	3	3	105	14	26	.538	0	0	---	7	18	.389	11	20	31	3	12	1	4	6	35	11.7
Paul	4	4	155	12	33	.364	1	5	.200	21	23	.913	1	18	19	43	12	12	15	0	46	11.5
Stojakovic	1	0	17	3	7	.429	3	7	.429	2	2	1.000	0	1	1	2	0	0	0	0	11	11.0
Bayless	1	0	18	2	7	.286	0	1	.000	4	4	1.000	0	3	3	3	2	1	2	0	8	8.0
Jack	3	0	69	8	19	.421	0	5	.000	6	6	1.000	1	7	8	7	6	3	4	0	22	7.3
Smith	4	1	67	8	17	.471	0	0	---	0	0	---	6	9	15	4	10	1	3	3	16	4.0
Thornton	2	0	22	2	9	.222	1	2	.500	2	2	1.000	2	5	7	0	5	0	1	0	7	3.5
Mbenga	1	0	8	1	2	.500	0	0	---	0	0	---	2	0	2	0	2	0	1	1	2	2.0
Gray	2	0	6	1	1	1.000	0	0	---	0	0	---	2	0	2	1	1	1	2	0	2	1.0
Ewing	1	0	2	0	0	---	0	0	---	0	0	---	0	0	0	0	0	0	0	0	0	0.0
Pondexter	2	0	7	0	1	.000	0	1	.000	0	0	---	0	3	3	0	1	0	0	0	0	0.0
<b>New Orleans</b>	<b>4</b>	<b>4</b>	<b>960</b>	<b>142</b>	<b>290</b>	<b>.490</b>	<b>24</b>	<b>66</b>	<b>.364</b>	<b>87</b>	<b>110</b>	<b>.791</b>	<b>45</b>	<b>113</b>	<b>158</b>	<b>77</b>	<b>83</b>	<b>29</b>	<b>49</b>	<b>14</b>	<b>395</b>	<b>98.8</b>



# All-Time Trail Blazers vs. Hornets

<b>1988-89 (2-0)</b> 1/30 P 130-118 W 1-0 4/1 C 125-121* W 2-0	<b>1995-96 (1-1)</b> 12/14 P 116-109 W 14-3 12/29 C 99-102 L 14-4	<b>2002-03 (2-0)</b> 12/17 P 102-93 W 22-8 1/24 NO 97-96* W 23-8	<b>2007-08 (2-2)</b> 11/2 NO 93-113 L 27-17 11/7 P 93-90 W 28-17 12/17 P 88-76 W 29-17 1/23 NO 81-96 L 29-18
<b>1989-90 (4-0)</b> 12/7 C 96-86 W 3-0 1/21 P 115-100 W 4-0 2/20 C 104-94 W 5-0 3/16 P 124-109 W 6-0	<b>1996-97 (2-0)</b> 12/6 P 97-93 W 15-4 3/26 C 88-87 W 16-4	<b>2003-04 (0-2)</b> 11/15 P 79-101 L 23-9 4/3 NO 81-94 L 23-10	<b>2008-09 (2-2)</b> 11/14 NO 82-87 L 29-19 11/28 P 101-86 W 30-19 1/2 P 77-92 L 30-20 2/2 NO 97-89 W 31-20
<b>1990-91 (2-0)</b> 12/27 C 105-96 W 7-0 3/24 P 117-102 W 8-0	<b>1997-98 (0-2)</b> 11/19 C 92-106 L 16-5 1/7 P 89-91 L 16-6	<b>2004-05 (1-2)</b> 1/14 NO 106-112 L 23-11 2/9 P 80-91 L 23-12 4/10 NO 90-81 W 24-12	<b>2009-10 (2-1)</b> 11/13 NO 86-78 W 32-20 1/25 P 97-98 L 32-21 3/27 NO 112-101 W 33-21
<b>1991-92 (2-0)</b> 1/11 C 115-93 W 9-0 1/17 P 121-114 W 10-0	<b>1998-99 (0-1)</b> 2/26 C 95-97 L 16-7	<b>2005-06 (1-3)</b> 12/9 P 98-95* W 25-12 1/6 OK 80-90 L 25-13 2/15 OK 86-102 L 25-14 2/26 P 75-88 L 25-15	<b>2010-11 (1-3)</b> 11/13 NO 87-107 L 33-22 11/26 P 78-97 L 33-23 2/16 P 103-96 W 34-23 3/30 NO 91-95 L 34-24
<b>1992-93 (1-1)</b> 3/5 P 92-94 L 10-1 3/28 C 121-114 W 11-1	<b>1999-2000 (2-0)</b> 11/20 C 100-96* W 17-7 12/1 P 94-90 W 18-7	<b>2000-01 (2-0)</b> 1/1 P 89-67 W 19-7 1/11 C 83-70 W 20-7	
<b>1994-95 (0-2)</b> 1/4 C 106-118 L 13-2 3/2 P 99-109 L 13-3	<b>2000-01 (2-0)</b> 1/1 P 89-67 W 19-7 1/11 C 83-70 W 20-7	<b>2001-02 (1-1)</b> 11/17 C 97-87 W 21-7 12/6 P 89-95 L 21-8	

\* Overtime periods

C - Charlotte  
OK - Oklahoma City

## Series History & Highlights

**All-time series record:** Trail Blazers lead, 34-24

**In Portland:** Trail Blazers lead, 18-10

**At the Hornets:** Trail Blazers lead, 16-14 (Includes games played in Charlotte and Oklahoma City)

**In New Orleans only:** Hornets lead, 7-5

**Longest Win Streaks:** Trail Blazers (10), Hornets (4)

**Biggest Trail Blazers Win:** 22 points, 115-93, 1/17/92

**Biggest Hornets Win:** 22 points, 101-79, 11/15/03

**Most Points, Trail Blazers:** 130-118, 1/30/89

**Fewest Points, Trail Blazers:** 75-88, 2/26/06

**Most Points, Hornets:** 121-125, 4/1/89 (OT); 118-130, 1/30/89; 118-106, 1/4/95

**Fewest Points, Hornets:** 67-89, 1/1/01

**Overtime Games:** (4) Trail Blazers 4, Hornets 0

**Individual Bests, Trail Blazers:**

**Points:** 54---Damon Stoudamire, 1/14/05 (*All-time Trail Blazers record*)

**Rebounds:** 19---Joel Przybilla, 12/9/05 (OT); 19---Chris Dudley, 12/14/95

**Assists:** 16---Rod Strickland, 12/29/95

**Individual Bests, Hornets:**

**Points:** 38---Kelly Tripuka, 4/1/89 (OT); 29---Vlade Divac, 12/6/96

**Rebounds:** 19---Tyson Chandler, 12/17/07

**Assists:** 18---Muggsy Bogues, 1/6/94





# NEW YORK KNICKS



Two Pennsylvania Plaza  
New York, NY 10121-0091  
(212) 465-6471  
Madison Square Garden (19,763)



**Mike D'Antoni**  
Head Coach  
4th year  
All-time vs. Portland: 20-9 (.690)

**Vice President, Public Relations**... Jonathan Supranowitz  
**Radio**.....Spero Dedes, John Andariese  
**Spanish**.....Clemson Smith Muniz, Juan Antonio Cains  
**Television**.....Mike Breen, Walt Frazier

**Assistant Coaches**.....Herb Williams, Phil Weber,  
Dan D'Antoni, Kenny Atkinson  
**Head Athletic Trainer**.....Roger Hinds

## 2010-11 RESULTS

Series tied, 1-1

10/30 at NY - Portland 100, New York 95  
1/11 at POR - New York 100, Portland 86

## 2011-12 MATCHUPS

Wednesday, March 14 - at New York (4:30 p.m.)

\*All Times Pacific

### 2010-11 TRAIL BLAZERS vs. KNICKS

Player	G	S Min.	FG	FGA	Pct.	3FG	3At	Pct.	FT	FTA	Pct.	Off	Def	RB	Ast.	PF	St	TO	Bl	Pts.	Avg.	
Roy	1	1	40	10	.23	.435	2	4	.500	7	8	.875	0	6	6	3	2	1	3	1	29	29.0
Aldridge	2	2	70	16	.38	.421	0	1	.000	7	14	.500	7	13	20	3	9	0	7	1	39	19.5
Miller	2	2	65	13	.19	.684	1	2	.500	6	8	.750	1	6	7	13	7	3	5	1	33	16.5
Batum	2	2	69	9	20	.450	2	7	.286	3	4	.750	2	6	8	2	3	1	1	1	23	11.5
Matthews	2	1	57	7	20	.350	1	4	.250	8	9	.889	3	7	10	0	2	0	5	0	23	11.5
Fernandez	2	0	47	5	14	.357	4	9	.444	7	7	1.000	1	3	4	3	2	2	0	0	21	10.5
Mills	1	0	15	3	9	.333	0	4	.000	3	4	.750	0	0	0	0	0	0	1	0	9	9.0
Oberto	1	0	17	2	3	.667	0	0	---	0	0	---	1	0	1	0	2	0	0	0	4	4.0
Camby	2	2	61	1	10	.100	0	0	---	1	2	.500	6	15	21	6	8	3	5	7	3	1.5
Cunningham	2	0	29	0	4	.000	0	0	---	2	2	1.000	2	3	5	0	0	0	2	2	2	1.0
A. Johnson	1	0	5	0	0	---	0	0	---	0	0	---	0	0	0	0	0	0	1	1	0	0.0
Przybilla	1	0	6	0	0	---	0	0	---	0	0	---	0	2	2	0	1	0	0	0	0	0.0
<b>Portland</b>	<b>2</b>	<b>-</b>	<b>480</b>	<b>66</b>	<b>160</b>	<b>.413</b>	<b>10</b>	<b>31</b>	<b>.323</b>	<b>44</b>	<b>58</b>	<b>.759</b>	<b>23</b>	<b>61</b>	<b>84</b>	<b>30</b>	<b>36</b>	<b>10</b>	<b>29</b>	<b>14</b>	<b>186</b>	<b>93.0</b>

### 2010-11 KNICKS vs. TRAIL BLAZERS

Player	G	S Min.	FG	FGA	Pct.	3FG	3At	Pct.	FT	FTA	Pct.	Off	Def	RB	Ast.	PF	St	TO	Bl	Pts.	Avg.	
Stoudemire	2	2	71	17	40	.425	0	2	.000	7	12	.583	8	5	13	7	9	0	9	1	41	20.5
Chandler	2	1	73	15	35	.429	4	10	.400	5	6	.833	7	14	21	1	6	2	2	4	39	19.5
Felton	2	2	77	14	30	.467	3	9	.333	2	4	.500	1	6	7	19	1	4	2	0	33	16.5
Turias	2	1	62	8	10	.800	0	0	---	5	9	.556	4	12	16	7	6	5	2	4	21	10.5
Fields	2	2	66	7	12	.583	0	2	.000	5	6	.833	2	12	14	5	3	3	4	0	19	9.5
Walker	2	0	35	7	14	.500	5	9	.556	0	0	---	1	6	7	0	5	2	1	0	19	9.5
Douglas	2	0	45	6	15	.400	0	4	.000	1	3	.333	2	4	6	3	6	2	4	0	13	6.5
Gallinari	1	1	15	2	9	.222	0	3	.000	0	0	---	0	0	0	0	0	0	0	0	4	4.0
Sha. Williams	1	0	15	2	3	.667	0	1	.000	0	0	---	1	2	3	0	4	0	2	1	4	4.0
Mozgov	1	1	16	1	3	.333	0	0	---	0	0	---	1	3	4	1	4	0	2	1	2	2.0
Mason	1	0	5	0	0	---	0	0	---	0	0	---	0	0	0	0	1	0	1	0	0	0.0
<b>New York</b>	<b>2</b>	<b>-</b>	<b>480</b>	<b>79</b>	<b>171</b>	<b>.462</b>	<b>12</b>	<b>40</b>	<b>.300</b>	<b>25</b>	<b>40</b>	<b>.625</b>	<b>27</b>	<b>64</b>	<b>91</b>	<b>43</b>	<b>45</b>	<b>18</b>	<b>29</b>	<b>11</b>	<b>195</b>	<b>97.5</b>



# All-Time Trail Blazers vs. Knicks

<b>1970-71 (1-3)</b>				<b>1978-79 (3-1)</b>				<b>1990-91 (2-0)</b>				<b>2003-04 (1-1)</b>			
11/8	P	113-115	L 0-1	11/5	P	111-96	W 15-18	11/15	P	141-125	W 32-27	12/5	P	88-81	W 45-38
12/8	NY	121-139	L 0-2	12/2	NY	77-111	L 15-19	12/26	NY	108-92	W 33-27	3/29	NY	91-92	L 45-39
1/9	P	114-96	W 1-2	3/6	NY	118-110	W 16-19	<b>1991-92 (1-1)</b>				<b>2004-05 (1-1)</b>			
2/27	NY	102-113	L 1-3	3/27	P	123-112	W 17-19	1/15	NY	96-91	W 34-27	1/9	NY	105-113	L 45-40
<b>1971-72 (1-3)</b>				<b>1979-80 (0-2)</b>				<b>1992-93 (1-1)</b>				<b>2005-06 (1-1)</b>			
12/11	NY	102-134	L 1-4	12/23	P	103-111	L 17-20	11/16	P	109-94	W 35-28	11/9	P	95-83	W 47-40
12/23	P	117-120	L 1-5	2/19	NY	103-113	L 17-21	12/1	NY	85-101	L 35-29	11/20	NY	92-103	L 47-41
2/22	NY	105-122	L 1-6	<b>1980-81 (1-1)</b>				<b>1993-94 (0-2)</b>				<b>2006-07 (1-1)</b>			
3/18	P	133-86	W 2-6	11/29	NY	110-111	L 17-22	1/9	NY	85-99	L 35-30	1/3	P	81-99	L 47-42
<b>1972-73 (1-3)</b>				1/23	P	117-90	W 18-22	1/30	P	93-103	L 35-31	3/22	NY	92-86	W 48-42
11/6	P	95-111	L 2-7	<b>1981-82 (1-1)</b>				<b>1994-95 (1-1)</b>				<b>2007-08 (2-0)</b>			
11/21	NY	80-108	L 2-9	2/7	P	100-98	W 19-22	12/18	P	111-87	W 36-31	2/1	P	94-88*	W 49-42
2/20	NY	106-110	L 2-9	2/27	NY	105-107	L 19-23	1/24	NY	99-105	L 36-32	3/8	NY	120-114*	W 50-42
3/18	P	99-96	W 3-9	<b>1982-83 (1-1)</b>				<b>1995-96 (2-0)</b>				<b>2008-09 (2-0)</b>			
<b>1973-74 (2-2)</b>				11/6	P	110-102	W 20-23	11/14	P	105-99	W 37-32	12/2	NY	104-97	W 51-42
11/3	P	107-100	W 4-9	12/3	NY	103-113	L 20-24	1/2	NY	101-92	W 38-32	2/8	P	109-108	W 52-42
12/4	NY	100-113	L 4-10	<b>1983-84 (2-0)</b>				<b>1996-97 (1-1)</b>				<b>2009-10 (1-1)</b>			
2/19	NY	116-119*	L 4-11	11/4	P	106-97	W 21-24	2/26	P	95-96*	L 38-33	12/7	NY	84-93	L 52-43
3/15	P	107-105	W 5-11	2/21	NY	106-89	W 22-24	3/23	NY	94-88	W 39-33	3/31	P	118-90	W 53-43
<b>1974-75 (2-2)</b>				<b>1984-85 (2-0)</b>				<b>1997-98 (1-1)</b>				<b>2010-11 (1-1)</b>			
11/10	P	105-103	W 6-11	12/1	NY	115-93	W 23-24	2/20	P	89-98	L 39-34	10/30	NY	100-95	W 54-43
12/7	NY	112-120	L 6-12	2/7	P	133-122	W 24-24	3/19	NY	82-77	W 40-34	1/11	P	86-100	L 54-44
1/7	P	106-92	W 7-12	<b>1985-86 (2-0)</b>				<b>1998-99</b>				<i>* Overtime periods</i>			
3/15	NY	103-116	L 7-13	11/3	P	110-96	W 25-24	Did not play each other							
<b>1975-76 (1-3)</b>				1/11	NY	109-106	W 26-24	<b>1999-2000 (0-2)</b>							
11/9	P	115-96	W 8-13	<b>1986-87 (2-0)</b>				2/3	NY	88-98	L 40-35				
11/18	NY	92-101	L 8-14	12/7	P	107-104*	W 27-24	3/26	P	89-93	L 40-36				
1/6	P	97-112	L 8-15	2/24	NY	122-109	W 28-24	<b>2000-01 (1-1)</b>							
1/20	NY	104-107	L 8-16	<b>1987-88 (1-1)</b>				<b>2001-02 (1-1)</b>							
<b>1976-77 (3-1)</b>				12/6	P	117-99	W 29-24	11/13	NY	82-89	L 41-38				
11/7	P	119-93	W 9-16	12/29	NY	110-123	L 29-25	3/30	P	96-79	W 41-37				
12/7	NY	111-94	W 10-16	<b>1988-89 (0-2)</b>				<b>2002-03 (2-0)</b>							
1/11	P	131-111	W 11-16	1/22	P	116-120	L 29-26	1/5	NY	92-89	W 43-38				
3/10	NY	104-108	L 11-17	3/28	NY	124-128	L 29-27	2/17	P	99-91	W 44-38				
<b>1977-78 (3-1)</b>				<b>1989-90 (2-0)</b>											
11/1	P	113-104	W 12-17	11/14	P	118-117	W 30-27								
12/10	NY	107-106	W 13-17	3/6	NY	112-100	W 31-27								
1/10	P	126-113	W 14-17												
3/2	NY	117-128	L 14-18												

## Series History & Highlights

**All-time series record:** Trail Blazers lead, 54-44

**In Portland:** Trail Blazers lead, 36-13

**In New York:** Knicks lead, 31-18

**Longest Win Streaks:** Trail Blazers (9), Knicks (4)

**Biggest Trail Blazers Win:** 47 points, 133-86, 3/18/72

**Biggest Knicks Win:** 34 points, 111-77, 12/2/78

**Most Points, Trail Blazers:** 141-125, 11/15/90

**Fewest Points, Trail Blazers:** 77-111, 12/2/78

**Most Points, Knicks:** 139-121, 12/8/70

**Fewest Points, Knicks:** 77-82, 3/19/98

**Overtime Games:** (5) Trail Blazers 3, Knicks 2

**Individual Bests, Trail Blazers:**

**Points:** 48---Clyde Drexler, 1/22/89

**Rebounds:** 22---LaRue Martin, 11/9/75

**Assists:** 15---Terry Porter, 1/22/89

**Individual Bests, Knicks:**

**Points:** 45---Nate Robinson, 3/8/08 (OT); 43---Patrick Ewing, 11/14/89

**Rebounds:** 26---Willis Reed, 11/8/70

**Assists:** 15---Michael Ray Richardson, 2/7/82



# OKLAHOMA CITY THUNDER



211 N. Robinson, Suite 300  
 Oklahoma City, OK 73102  
 (405) 208-4800  
 Chesapeake Energy Arena (18,203)



**Scott Brooks**  
 Head Coach  
 4th year  
 All-time vs. Portland: 5-7 (.417)

**Director, Basketball Communications** ..... Brian Facchini  
**Radio/Spanish** ..... Matt Pinto/Eleno Omales  
**Television** ..... Brian Davis, Grant Long, Kelly Crull

**Assistant Coaches** ..... Mark Bryant, Maurice Cheeks  
 Rex Kalamian, Brian Keefe, Maz Trakh  
**Head Athletic Trainer** ..... Joe Sharpe

## 2010-11 RESULTS

**Oklahoma City won, 3-1**  
 11/4 at POR - Oklahoma City 107, Portland 106 (OT)  
 11/12 at OKC - Oklahoma City 110, Portland 108  
 3/27 at OKC - Oklahoma City 99, Portland 90  
 4/1 at POR - Portland 98, Oklahoma City 91

## 2011-12 MATCHUPS

Tuesday, Jan. 3 - at Oklahoma City (5 p.m.)  
**Monday, Feb. 6 - at Portland (7 p.m.)**  
 Sunday, March 18 - at Oklahoma City (6:30 p.m.)  
**Tuesday, March 27 - at Portland (7 p.m.)**  
 \*All Times Pacific

### 2010-11 TRAIL BLAZERS vs. THUNDER

Player	G	S	Min.	FG	FGA	Pct.	3FG	3At	Pct.	FT	FTA	Pct.	Off	Def	RB	Ast.	PF	St	TO	Bl	Pts.	Avg.
Wallace	2	2	87	20	39	.513	2	8	.250	11	13	.846	4	9	13	3	7	3	3	1	53	26.5
Aldridge	4	4	170	38	72	.528	0	3	.000	8	8	1.000	8	16	24	8	12	3	10	2	84	21.0
Batum	4	3	134	24	48	.500	7	19	.368	7	8	.875	8	9	17	5	11	2	6	3	62	15.5
Miller	4	4	142	19	53	.358	0	1	.000	19	23	.826	10	11	21	33	6	7	7	0	57	14.3
Roy	4	2	109	17	38	.447	3	8	.375	14	14	1.000	3	8	11	13	9	1	5	1	51	12.8
Fernandez	3	0	68	8	18	.444	4	11	.364	6	8	.750	3	3	6	7	8	1	2	0	26	8.7
Matthews	4	2	85	10	31	.323	1	8	.125	10	13	.769	2	4	6	5	2	4	3	0	31	7.8
Camby	4	4	138	12	18	.667	0	0	---	1	6	.167	9	27	36	11	10	3	3	4	25	6.3
Cunningham	2	0	34	3	7	.429	0	0	---	2	2	1.000	3	2	5	2	3	0	0	1	8	4.0
A. Johnson	2	0	17	2	4	.500	1	2	.500	0	0	---	0	2	2	5	2	2	0	0	5	2.5
Marks	1	0	2	0	0	---	0	0	---	0	0	---	0	0	0	0	0	0	0	0	0	0.0
<b>Portland</b>	<b>4</b>	<b>4</b>	<b>985</b>	<b>153</b>	<b>328</b>	<b>.466</b>	<b>18</b>	<b>60</b>	<b>.300</b>	<b>78</b>	<b>95</b>	<b>.821</b>	<b>50</b>	<b>91</b>	<b>141</b>	<b>92</b>	<b>70</b>	<b>26</b>	<b>42</b>	<b>12</b>	<b>402</b>	<b>100.5</b>

### 2010-11 THUNDER vs. TRAIL BLAZERS

Player	G	S	Min.	FG	FGA	Pct.	3FG	3At	Pct.	FT	FTA	Pct.	Off	Def	RB	Ast.	PF	St	TO	Bl	Pts.	Avg.
Durant	4	4	172	38	87	.437	11	34	.324	21	22	.955	1	28	29	7	12	5	14	10	108	27.0
Westbrook	4	4	157	35	78	.449	5	13	.385	33	37	.892	13	21	34	25	16	5	12	2	108	27.0
Green	1	1	46	7	13	.538	0	2	.000	5	5	1.000	4	5	9	1	4	0	2	0	19	19.0
Ibaka	4	3	132	21	33	.636	0	0	---	7	8	.875	14	14	28	1	14	2	3	13	49	12.3
Harden	4	0	104	14	33	.424	5	17	.294	15	15	1.000	3	4	7	6	12	3	4	1	48	12.0
Krstic	2	2	68	8	15	.533	0	0	---	3	4	.750	4	4	8	2	7	1	3	0	19	9.5
Perkins	2	2	54	4	10	.400	0	0	---	2	3	.667	7	10	17	2	8	0	5	2	10	5.0
Mohammed	2	0	32	2	3	.667	0	0	---	5	6	.833	7	3	10	1	4	0	3	0	9	4.5
Sefolosha	4	4	90	6	15	.400	1	5	.200	1	2	.500	2	9	11	8	9	3	1	0	14	3.5
Cook	3	0	27	3	5	.600	3	4	.750	0	0	---	0	1	1	0	2	0	1	0	9	3.0
Maynor	4	0	52	4	12	.333	0	3	.000	2	2	1.000	0	3	3	6	5	1	5	1	10	2.5
Collison	2	0	41	2	3	.667	0	0	---	0	0	---	0	10	10	1	7	0	2	1	4	2.0
Aldrich	1	0	4	0	0	---	0	0	---	0	0	---	0	0	0	0	0	0	0	0	0	0.0
White	1	0	8	0	0	---	0	0	---	0	0	---	0	0	0	0	1	0	1	0	0	0.0
<b>Okla. City</b>	<b>4</b>	<b>4</b>	<b>985</b>	<b>144</b>	<b>307</b>	<b>.469</b>	<b>25</b>	<b>78</b>	<b>.321</b>	<b>94</b>	<b>104</b>	<b>.904</b>	<b>55</b>	<b>112</b>	<b>167</b>	<b>60</b>	<b>101</b>	<b>20</b>	<b>62</b>	<b>30</b>	<b>407</b>	<b>101.8</b>



# All-Time Trail Blazers vs. Thunder

1970-71 (2-4)			1979-80 (1-5)			1988-89 (2-4)			1999-2000 (4-0)										
10/23	S	111-141	L	0-1	11/28	P	100-95	W	21-31	11/22	S	125-104	W	52-54	12/16	S	107-81	W	74-83
10/30	L	104-117	L	0-2	11/23	P	90-94	L	21-32	12/1	S	123-129	W	52-55	12/28	P	94-89	W	75-83
1/1	L	118-121	L	0-3	12/28	P	87-126	L	21-33	1/10	P	125-109	W	53-55	3/16	P	97-96	W	76-83
2/12	L	137-125	L	1-3	12/30	P	100-107	L	21-34	1/24	P	100-103	L	53-56	4/2	P	95-82	W	77-83
2/17	L	126-130	L	1-4	3/4	P	97-98	L	21-35	2/18	P	115-116	L	53-57					
3/19	P	135-128	W	2-4	3/30	P	104-135	L	21-36	4/20	SeT	118-124	L	53-58					
1971-72 (0-6)			1980-81 (4-2)			1989-90 (3-2)			2000-01 (2-2)										
10/15	L	88-119	L	2-5	10/12	P	107-96	W	22-36	11/19	P	119-109	W	54-58	11/4	S	97-90	W	78-83
11/20	P	100-104	L	2-12	10/26	P	98-111	W	22-37	12/21	S	102-123	W	54-59	11/28	P	93-105	L	78-84
12/18	L	105-107	L	2-8	12/9	P	111-98	W	23-37	2/13	L	110-106	W	55-59	3/13	S	90-99	L	79-85
2/12	L	97-125	L	2-7	12/26	P	96-90	W	24-37	3/3	S	110-98	W	56-59					
2/13	L	117-127*	L	2-9	2/12	S	109-112	L	24-38	4/3	S	134-136*	L	56-60					
2/20	S	105-109	L	2-10	3/25	S	112-103	W	25-38										
1972-73 (3-4)			1981-82 (3-3)			1990-91 (4-0)			2001-02 (3-1)										
10/13	L	84-92	L	2-11	11/1	P	104-94	W	26-38	12/1	S	130-124	W	57-60	12/8	P	113-96	W	81-85
10/22	L	119-120*	L	2-12	11/25	P	103-110	L	26-39	1/6	P	114-111	W	58-60	11/21	S	89-85	W	83-86
11/18	L	100-102	L	2-13	12/25	P	99-94	W	27-39	3/26	P	126-113	W	59-60	12/21	P	81-80	W	84-86
12/15	L	96-95	W	3-13	3/28	P	101-109	L	27-40	3/27	P	112-107	W	60-60	1/1	S	101-96	W	87-88
12/25	L	116-113	W	4-13	4/13	P	86-88	L	27-41						2/15	S	101-96	W	85-86
2/6	L	117-118	W	4-14	4/18	P	119-114	W	28-41						3/11	S	92-77	W	86-86
3/23	S	118-112	W	5-14															
1973-74 (3-3)			1982-83 (3-3)			1991-92 (4-1)			2002-03 (4-0)										
10/20	L	123-108	W	6-14	12/21	P	84-99	L	28-42	12/22	P	96-87	W	61-60	11/7	P	82-100	L	86-87
11/22	L	131-125	W	7-14	12/25	P	94-88	W	29-42	1/23	S	113-109	W	62-60	1/5	P	108-119*	L	86-88
11/23	L	106-127	L	6-15	1/14	L	102-96	W	31-42	2/22	P	104-113	L	62-61	2/8	P	101-96	W	87-88
12/28	L	83-110	W	6-16	4/10	P	95-102	L	31-44	3/8	S	109-97	W	63-61	3/27	P	115-108*	W	88-88
2/2	L	102-97	W	8-16	4/13	P	101-98	L	31-44	4/10	P	113-106	W	64-61					
2/6	S	94-107	L	8-17															
1974-75 (2-6)			1983-84 (4-2)			1992-93 (2-3)			2003-04 (2-2)										
10/23	L	97-107	L	8-18	11/25	P	100-90	W	32-44	12/22	P	96-87	W	61-60	11/7	P	82-100	L	86-87
10/27	L	120-94	L	9-18	11/26	P	122-94	W	33-44	1/23	S	113-109	W	62-60	1/5	P	108-119*	L	86-88
11/23	L	110-117	L	9-19	12/13	P	102-99	W	34-44	2/22	P	104-113	L	62-61	2/8	P	101-96	W	87-88
1/3	L	93-96	L	9-20	1/8	L	110-125	L	34-45	3/8	S	109-97	W	63-61	3/27	P	115-108*	W	88-88
1/31	L	103-106	L	9-21	3/27	P	93-87	W	35-45	12/18	L	109-126	L	64-62	11/30	P	100-94	W	89-88
2/1	L	91-93	L	9-22	4/15	S	103-108	L	35-46	1/17	L	109-97	W	63-63	12/4	P	89-99	L	89-89
2/14	L	102-97	W	10-22	4/18	P	102-90	W	36-46	1/30	P	86-106	L	65-64	3/24	P	91-96	L	89-90
3/30	S	88-98	L	10-23	10/30	P	115-83	W	36-46	3/23	S	108-99	W	66-64	4/1	S	87-89	L	89-91
1975-76 (3-3)			1984-85 (4-2)			1993-94 (1-4)			2005-06 (1-3)										
10/24	L	97-105	L	10-24	10/30	P	89-91	L	36-47	11/1	P	108-99	W	67-64	12/16	P	99-111	L	89-92
12/23	L	125-100	W	11-24	11/16	P	116-81	L	36-47	2/9	P	94-115	L	67-65	1/30	P	116-111	L	90-92
1/28	L	124-104	W	12-24	12/18	P	99-109	L	36-48	3/13	S	102-114	W	67-66	4/2	P	83-122	L	90-93
2/6	L	139-100	L	13-25	4/5	P	145-120	W	39-48	4/24	P	108-114	L	67-67	4/7	P	108-121	L	90-94
2/14	L	108-122	L	13-25	10/30	P	115-83	W	36-46										
4/11	S	131-132	L	13-26	11/16	P	116-81	L	36-47	12/15	SeT	103-114	L	67-69	11/1	S	110-106	W	91-94
1976-77 (3-1)			1985-86 (5-1)			1994-95 (2-3)			2006-07 (2-2)										
12/25	P	110-95	W	14-26	12/21	P	92-88	W	40-48	1/15	SeT	124-131	L	67-70	11/1	S	110-106	W	91-94
12/26	L	87-89	L	14-27	1/23	S	117-107**	W	41-48	2/17	P	114-109	W	68-70	2/26	P	73-97	L	91-85
3/5	S	134-100	W	15-27	2/27	P	94-107	L	42-49	1/15	SeT	124-131	L	67-70	3/18	P	77-95	L	91-96
4/3	S	119-104	W	16-27	3/21	S	115-108	W	43-49	3/24	P	118-122	L	68-71	4/14	P	108-102	W	92-96
					4/6	P	95-92	L	42-49	4/17	SeT	97-93	W	69-71					
					4/7	S	90-96	L	44-49										
1977-78 (3-1)			1986-87 (4-2)			1995-96 (1-3)			2007-08 (2-2)										
10/21	L	106-99	W	17-27	10/31	P	110-127	L	44-50	12/9	P	97-106	L	69-72	12/25	P	89-79	W	93-96
11/5	L	116-94	W	18-27	12/16	L	126-118	W	45-50	1/29	P	88-92	L	69-73	2/21	P	92-88	W	94-96
3/21	L	102-96	W	19-27	12/28	L	127-118	W	46-50	4/6	P	95-92	L	70-73	2/22	S	87-99	L	94-97
4/2	S	86-10	L	19-28	1/23	S	117-107**	W	46-51	4/7	S	90-96	W	70-74	3/24	S	94-97	L	94-98
					4/10	P	121-115	W	48-51										
1978-79 (1-3)			1987-88 (3-3)			1996-97 (1-3)			2008-09 (3-1)										
11/19	L	85-88	L	19-29	10/31	P	110-127	L	44-50	11/1	P	108-99	W	67-64	2/6	OKC	93-102	L	94-99
1/2	P	108-109	L	19-30	12/16	L	126-118	W	45-50	12/18	L	102-106	L	70-75	2/11	P	106-92	W	95-99
1/31	P	112-115	L	19-31	12/28	L	127-118	W	46-50	1/22	L	97-98	W	70-77	4/3	OKC	107-72	W	96-99
4/3	P	106-102	W	20-31	1/23	S	117-107**	W	46-51	3/9	P	109-83	W	71-77	4/13	P	113-83	W	97-99
					4/10	P	121-115	W	48-51										
1980-81 (4-2)			1987-88 (3-3)			1998-99 (2-2)			2010-11 (1-3)										
10/15	L	88-119	L	2-5	10/12	P	107-96	W	22-36	11/19	P	119-109	W	54-58	11/4	P	106-107**	L	100-101
11/20	P	100-104	L	2-12	10/26	P	98-111	W	22-37	12/21	S	102-123	W	54-59	11/21	OKC	108-110	L	100-102
12/18	L	105-107	L	2-8	12/9	P	111-98	W	23-37	2/13	L	110-106	W	55-59	11/12	OKC	90-99	W	100-103
2/12	L	97-125	L	2-7	12/26	P	96-90	W	24-37	3/3	S	110-98	W	56-59	3/27	OKC	90-99	W	101-103
2/13	L	117-127*	L	2-9	2/12	S	109-112	L	24-38	4/3	S	134-136*	L	56-60	4/1	P	98-91	W	101-103
2/20	S	105-109	L	2-10	3/25	S	112-103	W	25-38										

\* Overtime periods  
 S - Seattle; SeT - Seattle home games played in TacomaDome

## Series History & Highlights

**All-time series record:** Thunder lead, 103-101  
**In Portland:** Trail Blazers lead, 67-35  
**At the Thunder:** Thunder lead, 68-34 *(Includes games played in Seattle)*  
**In Oklahoma City only:** Series tied, 3-3

**Longest Win Streaks:** Trail Blazers (6-three times), Thunder (9)

**Biggest Trail Blazers Win:** 35 points, 107-72, 4/3/09  
**Biggest Thunder Win:** 39 points, 122-83, 4/2/06

**Most**

# ORLANDO MAGIC



8701 Maitland Summit Blvd.  
Orlando, FL 32810  
(407) 916-2400  
Amway Center (18,864)



**Stan Van Gundy**  
Head Coach  
5th year

All-time vs. Portland: 6-7 (.462)

*Vice President, Communications* ..... Joel Glass  
*Radio/Spanish..* Dennis Neumann, Richie Aduabo/Joey Colon  
*Television* ..... David Steele, Matt Guokas

*Assistant Coaches* ..... Brendan Malone, Patrick Ewing  
Steve Clifford, Bob Beyer, Ahmad Ajami  
*Head Athletic Trainer* ..... Keon Weise

## 2010-11 RESULTS

### Portland won, 2-0

12/9 at POR - Portland 97, Orlando 83  
3/7 at ORL - Portland 89, Orlando 85

## 2011-12 MATCHUPS

### Wednesday, Jan. 11 - at Portland (7 p.m.)

\*All Times Pacific

## 2010-11 TRAIL BLAZERS vs. MAGIC

Player	G	S	Min.	FG	FGA	Pct.	3FG	3At	Pct.	FT	FTA	Pct.	Off	Def	RB	Ast.	PF	St	TO	Bl	Pts.	Avg.
Aldridge	2	2	75	15	33	.455	1	2	.500	7	12	.583	4	5	9	1	7	1	4	1	38	19.0
Miller	2	2	72	15	26	.577	1	3	.333	6	10	.600	3	8	11	15	5	4	5	0	37	18.5
Matthews	2	2	66	10	20	.500	4	8	.500	9	9	1.000	0	3	3	4	2	4	1	0	33	16.5
Batum	2	1	50	9	16	.563	1	6	.167	5	7	.714	2	10	12	5	2	1	1	0	24	12.0
Roy	2	1	62	8	20	.400	2	6	.333	0	0	---	0	6	6	5	1	1	0	0	18	9.0
Wallace	1	0	33	4	11	.364	0	2	.000	1	2	.500	3	7	10	2	2	1	2	1	9	9.0
Fernandez	2	0	31	3	11	.273	3	7	.429	2	2	1.000	0	3	3	3	0	1	1	0	11	5.5
Camby	2	2	43	3	13	.231	0	0	---	0	1	.000	7	16	23	3	4	4	3	0	6	3.0
Przybilla	1	0	12	1	1	1.000	0	0	---	1	2	.500	1	3	4	0	4	0	0	0	3	3.0
Mills	2	0	19	2	9	.222	1	6	.167	0	0	---	1	0	1	2	2	0	1	0	5	2.5
Cunningham	1	0	13	1	2	.500	0	0	---	0	0	---	0	1	1	0	2	0	0	0	2	2.0
Marks	1	0	2	0	0	---	0	0	---	0	0	---	0	0	0	0	0	0	0	0	0	0.0
<b>Portland</b>	<b>2</b>	<b>-</b>	<b>480</b>	<b>71</b>	<b>162</b>	<b>.438</b>	<b>13</b>	<b>40</b>	<b>.325</b>	<b>31</b>	<b>45</b>	<b>.689</b>	<b>21</b>	<b>62</b>	<b>83</b>	<b>40</b>	<b>31</b>	<b>17</b>	<b>21</b>	<b>2</b>	<b>186</b>	<b>93.0</b>

## 2010-11 MAGIC vs. TRAIL BLAZERS

Player	G	S	Min.	FG	FGA	Pct.	3FG	3At	Pct.	FT	FTA	Pct.	Off	Def	RB	Ast.	PF	St	TO	Bl	Pts.	Avg.
Howard	1	1	43	13	20	.650	0	1	.000	13	18	.722	3	12	15	0	3	1	4	3	39	39.0
J. Richardson	1	1	31	8	13	.615	4	5	.800	2	2	1.000	1	4	5	1	3	0	2	0	22	22.0
Anderson	1	1	38	4	9	.444	3	6	.500	2	2	1.000	0	7	7	1	4	0	0	2	13	13.0
Turkoglu	1	1	41	5	12	.417	2	4	.500	1	2	.500	1	4	5	3	0	0	1	0	13	13.0
Lewis	1	1	34	4	10	.400	1	3	.333	2	2	1.000	1	5	6	2	6	1	2	1	11	11.0
Arenas	1	0	27	4	9	.444	1	3	.333	0	0	---	1	3	4	2	3	0	6	0	9	9.0
Clark	1	0	32	4	6	.667	0	0	---	1	1	1.000	4	5	9	0	2	0	2	3	9	9.0
Redick	2	0	49	7	12	.583	3	4	.750	1	1	1.000	0	2	2	3	2	1	1	0	18	9.0
Carter	1	1	33	2	12	.167	0	4	.000	2	2	1.000	1	6	7	2	5	0	0	0	6	6.0
Nelson	2	2	52	5	21	.238	2	8	.250	0	2	.000	0	1	1	9	5	1	8	0	12	6.0
Pietrus	1	0	24	2	5	.400	1	4	.250	0	0	---	1	1	2	1	2	0	1	0	5	5.0
Bass	2	1	36	4	9	.444	0	0	---	1	1	1.000	1	8	9	1	5	2	3	0	9	4.5
Duhon	1	0	16	1	1	1.000	0	0	---	0	0	---	0	1	1	2	0	0	0	0	2	2.0
Gortat	1	0	5	0	1	.000	0	0	---	0	0	---	0	1	1	1	1	0	2	0	0	0.0
Q. Richardson	2	1	20	0	2	.000	0	2	.000	0	0	---	0	5	5	0	2	0	2	0	0	0.0
<b>Orlando</b>	<b>2</b>	<b>-</b>	<b>480</b>	<b>63</b>	<b>142</b>	<b>.444</b>	<b>17</b>	<b>44</b>	<b>.386</b>	<b>25</b>	<b>33</b>	<b>.758</b>	<b>14</b>	<b>65</b>	<b>79</b>	<b>28</b>	<b>43</b>	<b>6</b>	<b>35</b>	<b>9</b>	<b>168</b>	<b>84.0</b>



# All-Time Trail Blazers vs. Magic

<b>1989-90 (2-0)</b> 12/4 O 121-95 W 1-0 3/13 P 142-117 W 2-0	<b>1994-95 (0-2)</b> 12/20 P 104-108 L 8-5 3/10 O 85-97 L 8-6	<b>2000-01 (2-0)</b> 11/19 O 110-102* W 12-11 12/15 P 106-96 W 13-11	<b>2006-07 (0-2)</b> 12/1 P 89-91 L 21-14 2/14 O 91-103 L 21-15
<b>1990-91 (4-0)</b> 12/5 O 119-110 W 3-0 12/16 P 126-107 W 4-0 4/5 O 115-98 W 5-0 4/14 P 139-119 W 6-0	<b>1995-96 (1-1)</b> 12/3 P 93-82 W 9-6 3/2 O 89-115 L 9-7	<b>2001-02 (2-0)</b> 12/15 P 117-106 W 14-11 1/11 O 92-84 W 15-11	<b>2007-08 (0-2)</b> 11/26 P 74-85 L 21-16 1/19 O 94-101 L 21-17
<b>1991-92 (2-0)</b> 12/4 O 124-115 W 7-0 1/7 P 104-89 W 8-0	<b>1996-97 (0-2)</b> 12/10 P 93-99 L 9-8 2/19 O 84-95 L 9-9	<b>2002-03 (2-0)</b> 11/20 P 98-84 W 16-11 2/4 O 96-89 W 17-11	<b>2008-09 (1-1)</b> 11/10 O 106-99 W 22-17 12/9 P 108-109 L 22-18
<b>1992-93 (0-2)</b> 2/5 P 106-114 L 8-1 2/23 O 107-125 L 8-2	<b>1997-98 (0-2)</b> 12/2 P 88-89 L 9-10 3/20 O 87-102 L 9-11	<b>2003-04 (2-0)</b> 2/24 O 94-91* W 18-11 3/20 P 92-73 W 19-11	<b>2009-10 (1-1)</b> 12/19 O 83-92 L 22-19 1/15 P 102-87 W 23-19
<b>1993-94 (0-2)</b> 12/1 O 106-114 L 8-3 12/12 P 88-103 L 8-4	<b>1998-99</b> Did not play each other	<b>2004-05 (1-1)</b> 11/24 O 89-83 W 20-11 3/19 P 92-97 L 20-12	<b>2010-11 (2-0)</b> 12/9 P 97-83 W 24-19 3/7 O 89-85 W 25-19
	<b>1999-2000 (2-0)</b> 11/17 O 81-79 W 10-11 2/24 P 111-92 W 11-11	<b>2005-06 (1-1)</b> 11/25 O 89-104 L 20-13 1/13 P 113-108 W 21-13	<i>* Overtime periods</i>

## Series History & Highlights

**All-time series record:** Trail Blazers lead, 25-19

**In Portland:** Trail Blazers lead, 13-9

**In Orlando:** Trail Blazers lead, 12-10

**Longest Win Streaks:** Trail Blazers (11), Magic (6)

**Biggest Trail Blazers Win:** 26 points, 121-95, 12/4/89

**Biggest Magic Win:** 26 points, 115-89, 3/2/96

**Most Points, Trail Blazers:** 142-117, 3/14/90

**Fewest Points, Trail Blazers:** 74-85, 11/26/07

**Most Points, Magic:** 125-107, 2/23/93

**Fewest Points, Magic:** 73-92, 3/20/04

**Overtime Games:** (2) Trail Blazers 2, Magic 0

**Individual Bests, Trail Blazers:**

**Points:** 37---Rasheed Wallace, 12/15/01

**Rebounds:** 21---Buck Williams, 4/5/91; 21---Otis Thorpe, 3/10/95

**Assists:** 18---Terry Porter, 12/4/89

**Individual Bests, Magic:**

**Points:** 41---Shaquille O'Neal, 3/2/96

**Rebounds:** 20---Dwight Howard, 12/19/09

**Assists:** 20---Scott Skiles, 12/1/93



# PHILADELPHIA 76ERS



3601 S. Broad St.  
Philadelphia, PA 19148  
(215) 339-7666  
Wells Fargo Center (20,328)



**Doug Collins**  
Head Coach  
2nd year  
All-time vs. Portland: 9-9 (.500)

**Director, Public Relations** ..... Mike Preston  
**Radio** ..... Tom McGinnis  
**Television** ..... Marc Zumoff, Eric Snow

**Assistant Coaches** ..... Michael Curry, Brian James,  
Aaron McKie, Jeff Capel  
**Head Athletic Trainer** ..... Kevin Johnson

## 2010-11 RESULTS

Series tied, 1-1

11/30 at PHI - Philadelphia 88, Portland 79  
3/19 at POR - Portland 110, Philadelphia 101

## 2010-11 MATCHUPS

Monday, Dec. 26 - at Portland (7 p.m.)

\*All Times Pacific

### 2010-11 TRAIL BLAZERS vs. 76ERS

Player	G	S Min.	FG	FGA	Pct.	3FG	3At	Pct.	FT	FTA	Pct.	Off	Def	RB	Ast.	PF	St	TO	Bl	Pts.	Avg.	
Matthews	2	2	75	18	31	.581	8	15	.533	10	12	.833	1	9	10	0	4	2	6	0	54	27.0
Wallace	1	1	41	8	12	.667	2	5	.400	7	8	.875	0	6	6	8	1	4	2	0	25	25.0
Aldridge	2	2	82	17	33	.515	0	1	.000	4	5	.800	12	7	19	8	2	2	1	0	38	19.0
Batum	2	1	42	5	14	.357	2	7	.286	6	6	1.000	1	3	4	2	2	0	3	0	18	9.0
Miller	2	2	70	8	18	.444	0	0	---	1	2	.500	2	6	8	16	1	4	5	0	17	8.5
Roy	2	1	51	4	13	.308	2	3	.667	6	6	1.000	0	6	6	2	3	0	2	1	16	8.0
Fernandez	2	0	35	3	11	.273	2	7	.286	2	2	1.000	0	3	3	5	3	1	1	0	10	5.0
Camby	2	1	46	2	9	.222	0	0	---	2	3	.667	3	12	15	5	6	1	1	2	6	3.0
Cunningham	1	0	22	1	7	.143	0	2	.000	0	0	---	3	3	6	1	3	0	1	1	2	2.0
Mills	1	0	6	1	3	.333	0	1	.000	0	0	---	0	0	0	0	2	0	1	0	2	2.0
A. Johnson	1	0	10	0	2	.000	0	0	---	1	2	.500	1	3	4	1	1	0	4	0	1	1.0
<b>Portland</b>	<b>2</b>	<b>-</b>	<b>480</b>	<b>67</b>	<b>153</b>	<b>.438</b>	<b>16</b>	<b>41</b>	<b>.390</b>	<b>39</b>	<b>46</b>	<b>.848</b>	<b>23</b>	<b>58</b>	<b>81</b>	<b>48</b>	<b>28</b>	<b>14</b>	<b>27</b>	<b>4</b>	<b>189</b>	<b>94.5</b>

### 2010-11 76ERS vs. TRAIL BLAZERS

Player	G	S Min.	FG	FGA	Pct.	3FG	3At	Pct.	FT	FTA	Pct.	Off	Def	RB	Ast.	PF	St	TO	Bl	Pts.	Avg.	
Williams	2	0	56	8	21	.381	3	9	.333	12	15	.800	1	1	2	9	2	2	1	0	31	15.5
Brand	2	2	72	11	21	.524	0	0	---	6	6	1.000	7	4	11	6	6	4	3	2	28	14.0
Young	2	0	49	11	19	.579	1	2	.500	1	2	.500	2	11	13	4	3	3	0	24	12.0	
Meeks	2	1	51	8	13	.615	3	7	.429	4	4	1.000	0	2	2	3	4	1	0	0	23	11.5
Nocioni	2	0	38	8	13	.615	4	4	1.000	1	2	.500	0	7	7	2	3	0	3	0	21	10.5
Holiday	2	2	60	7	19	.368	3	7	.429	1	2	.500	2	3	5	11	8	3	3	0	18	9.0
Speights	1	0	14	3	6	.500	0	0	---	2	2	1.000	1	4	5	2	3	1	1	0	8	8.0
Iguodala	1	1	42	2	4	.500	0	1	.000	3	4	.750	0	7	7	3	1	2	3	0	7	7.0
Hawes	2	2	38	6	13	.462	0	1	.000	0	0	---	2	9	11	3	1	0	3	1	12	6.0
Battie	2	0	23	4	7	.571	0	0	---	2	2	1.000	1	8	9	0	4	0	0	0	10	5.0
Turner	2	2	36	3	10	.300	0	0	---	1	2	.500	0	5	5	4	5	2	3	0	7	3.5
Kapono	1	0	0	0	0	---	0	0	---	0	0	---	0	0	0	0	0	0	0	0	0	0.0
<b>Philadelphia</b>	<b>2</b>	<b>-</b>	<b>480</b>	<b>71</b>	<b>146</b>	<b>.486</b>	<b>14</b>	<b>31</b>	<b>.452</b>	<b>33</b>	<b>41</b>	<b>.805</b>	<b>16</b>	<b>61</b>	<b>77</b>	<b>47</b>	<b>40</b>	<b>18</b>	<b>24</b>	<b>3</b>	<b>189</b>	<b>94.5</b>





# All-Time Trail Blazers vs. 76ers

<b>1970-71 (0-4)</b>		<b>1977-78 (2-2)</b>		<b>1988-89 (1-1)</b>		<b>2000-01 (1-1)</b>	
12/20 P 132-134* L 0-1		10/28 P 98-94 W 12-17		11/30 Phil 106-114 L 20-34		12/8 P 94-107 L 35-42	
2/20 P 105-118 L 0-2		12/7 Phil 100-122 L 12-18		3/3 P 129-121 W 21-34		1/10 Phil 93-75 W 36-42	
2/23 Phil 113-119 L 0-3		2/28 P 113-92 W 13-18				<b>2001-02 (2-0)</b>	
3/3 Phil 104-120 L 0-4		3/26 Phil 100-116 L 13-19				1/5 P 96-88 W 37-42	
<b>1971-72 (2-2)</b>		<b>1978-79 (2-1)</b>		<b>1989-90 (1-1)</b>		2/25 Phil 88-83 W 38-42	
11/27 Phil 93-116 L 0-5		1/14 Phil 106-112 L 13-20		2/18 P 109-110 L 21-35		<b>2002-03 (0-2)</b>	
12/17 P 127-126 W 1-5		1/28 P 116-94 W 14-20		2/15 P 121-106 W 23-35		3/6 P 60-88 L 38-43	
1/21 Phil 122-136 L 1-6		2/27 P 118-115 W 15-20		3/1 Phil 111-121 L 23-36		3/14 Phil 79-90 L 38-44	
2/11 P 110-106 W 2-6						<b>2003-04 (1-1)</b>	
<b>1972-73 (3-1)</b>		<b>1979-80 (0-2)</b>		<b>1991-92 (1-1)</b>		11/3 P 83-94 L 38-45	
11/25 Phil 117-106 W 3-6		1/16 Phil 110-121 L 15-21		12/6 Phil 102-105* L 23-37		4/1 Phil 88-82 W 39-45	
1/5 P 135-102 W 4-6		2/26 P 96-98 L 15-22		1/5 P 115-102 W 24-37			
2/9 P 116-105 W 5-6		<b>1980-81 (1-1)</b>		<b>1992-93 (2-0)</b>		<b>2004-05 (1-1)</b>	
2/25 Phil 111-115 L 5-7		11/28 Phil 103-116 L 15-23		12/26 P 121-115* W 25-37		12/27 P 104-111 L 39-46	
		12/30 P 109-108 W 16-23		4/2 Phil 96-91 W 26-37		4/1 Phil 109-100 W 40-46	
<b>1973-74 (2-2)</b>		<b>1981-82 (0-2)</b>		<b>1993-94 (2-0)</b>		<b>2005-06 (1-1)</b>	
10/24 Phil 110-132 L 5-8		1/1 P 105-120 L 16-24		2/18 P 108-93 W 27-37		11/29 Phil 83-107 L 40-47	
12/22 P 110-105 W 6-8		1/20 Phil 110-115 L 16-25		4/1 Phil 111-100 W 28-37		12/28 P 95-91 W 41-47	
2/26 P 110-118 L 6-9		<b>1982-83 (2-0)</b>		<b>1994-95 (0-2)</b>		<b>2006-07 (1-1)</b>	
3/20 Phil 113-106 W 7-9		11/23 Phil 106-103 W 17-25		12/26 P 94-101 L 28-38		12/11 Phil 81-79 W 42-47	
<b>1974-75 (2-2)</b>		2/4 P 115-109 W 18-25		3/31 Phil 85-86 L 28-39		12/29 P 95-98 L 42-48	
11/8 Phil 89-105 L 7-10		<b>1983-84 (1-1)</b>		<b>1995-96 (2-0)</b>		<b>2007-08 (1-1)</b>	
1/24 P 119-97 W 8-10		2/1 P 103-115 L 18-26		2/3 Phil 96-85 W 29-39		11/16 Phil 88-92 L 42-49	
2/25 P 99-77 W 9-10		2/24 Phil 119-114 W 19-26		3/25 P 94-71 W 30-39		12/30 P 97-72 W 43-49	
3/12 Phil 88-91 L 9-11		<b>1984-85 (0-2)</b>		<b>1996-97 (1-1)</b>		<b>2008-09 (0-2)</b>	
<b>1975-76 (0-4)</b>		11/30 Phil 116-126 L 19-27		2/22 Phil 80-97 L 30-40		1/14 Phil 79-100 L 43-50	
11/21 Phil 111-131 L 9-12		1/1 P 106-111 L 19-28		3/2 P 112-95 W 31-40		3/23 P 108-114* L 43-51	
12/16 P 98-105 L 9-13		<b>1985-86 (0-2)</b>		<b>1997-98 (1-1)</b>		<b>2009-10 (1-1)</b>	
2/11 Phil 106-118 L 9-14		1/1 P 119-121* L 19-29		12/30 P 96-86 W 32-40		12/28 P 93-104 L 43-52	
2/24 P 102-106 L 9-15		2/19 Phil 133-153 L 19-30		1/23 Phil 87-98 L 32-41		1/20 Phil 98-90 W 44-52	
<b>1976-77 (2-2)</b>		<b>1986-87 (0-2)</b>		<b>1998-99 (1-0)</b>		<b>2010-11 (1-1)</b>	
11/5 P 146-104 W 10-15		11/9 P 119-125 L 19-31		3/21 P 91-75 W 33-41		11/30 Phil 79-88 L 44-53	
12/11 Phil 107-108 L 10-16		11/28 Phil 112-116 L 19-32		<b>1999-2000 (2-0)</b>		3/19 P 110-101 W 45-53	
3/1 P 108-107 W 11-16		<b>1987-88 (1-1)</b>		11/19 Phil 97-91 W 34-41			
3/27 Phil 116-128 L 11-17		12/9 Phil 86-94 L 19-33		12/30 P 108-90 W 35-41			
		1/1 P 127-125 W 20-33					

## Series History & Highlights

**All-time series record:** 76ers lead, 53-45

**In Portland:** Trail Blazers lead, 30-20

**In Philadelphia:** 76ers lead, 33-15

**Longest Win Streaks:** Trail Blazers (5), 76ers (7)

**Biggest Trail Blazers Win:** 42 points, 146-104, 11/5/76

**Biggest 76ers Win:** 28 points, 88-60, 3/06/03

**Most Points, Trail Blazers:** 146-104, 11/5/76

**Fewest Points, Trail Blazers:** 60-88, 3/06/03

**Most Points, 76ers:** 153-133, 2/19/86

**Fewest Points, 76ers:** 71-94, 3/25/96

**Overtime Games:** (5) 76ers 4, Trail Blazers 1

**Individual Bests, Trail Blazers:**

**Points:** 43---Geoff Petrie, 3/20/74

**Rebounds:** 22---Sidney Wicks, 1/5/73

**Assists:** 15---Terry Porter, 3/3/89

**Individual Bests, 76ers:**

**Points:** 47---Billy Cunningham, 12/17/71

**Rebounds:** 27---Billy Cunningham, 12/20/70 (OT); 26---LeRoy Ellis, 10/24/73

**Assists:** 14---Fred Carter, 2/26/74; 14---Maurice Cheeks, 2/19/86



# PHOENIX SUNS



201 E. Jefferson St.  
Phoenix, AZ 85004  
(602) 379-7900  
US Airways Center (18,422)



**Alvin Gentry**  
Head Coach  
4th year  
All-time vs. Portland: 8-12 (.400)

**Vice President, Basketball Communications**..... Julie Fie  
**Radio** ..... Tim Kempton  
**Spanish**..... Ivan Valenzuela, Arturo Ochoa  
**T.V.** ..... Eddie Johnson, Scott Williams

**Assistant Coaches** ..... Elston Turner, Bill Cartwright,  
Dan Majerle, Igor Kokoskov, Noel Gillespie,  
**Head Athletic Trainer** ..... Aaron Nelson

## 2010-11 RESULTS

### Portland won, 3-1

10/26 at POR - Portland 106, Phoenix 92  
12/7 at POR - Portland 106, Phoenix 99  
12/10 at PHO - Portland 101, Phoenix 94  
1/14 at PHO - Phoenix 115, Portland 111

## 2011-12 MATCHUPS

Friday, Jan. 6 - at Phoenix (7:30 p.m.)  
**Friday, Jan. 27 - at Portland (7 p.m.)**  
Monday, April 16 - at Phoenix (7 p.m.)  
\*All Times Pacific

## 2010-11 TRAIL BLAZERS vs. SUNS

Player	G	S Min.	FG	FGA	Pct.	3FG	3At	Pct.	FT	FTA	Pct.	Off	Def	RB	Ast.	PF	St	TO	Bl	Pts.	Avg.	
Roy	3	3	118	24	54	.444	7	14	.500	15	17	.882	2	8	10	17	4	6	8	1	70	23.3
Matthews	4	3	147	26	57	.456	11	23	.478	16	21	.762	2	9	11	11	11	7	2	0	79	19.8
Aldridge	4	4	164	26	51	.510	0	1	.000	24	31	.774	7	16	23	8	9	4	8	5	76	19.0
Miller	3	3	95	12	27	.444	1	2	.500	14	14	1.000	4	8	12	26	9	3	10	0	39	13.0
Batum	4	3	114	19	43	.442	7	20	.350	4	5	.800	8	10	18	5	12	1	5	0	49	12.3
Camby	4	4	122	16	29	.552	0	0	---	11	13	.846	13	35	48	11	8	5	4	5	43	10.8
Mills	3	0	49	9	17	.529	1	5	.200	3	3	1.000	3	2	5	9	8	0	4	0	22	7.3
Fernandez	4	0	75	7	21	.333	4	13	.308	4	7	.571	0	10	10	8	10	4	3	1	22	5.5
Cunningham	4	0	42	8	13	.615	0	0	---	0	0	---	2	6	8	0	5	2	3	1	16	4.0
A. Johnson	3	0	16	3	6	.500	0	0	---	0	0	---	0	2	2	6	4	0	1	0	6	2.0
Przybilla	2	0	15	0	0	---	0	0	---	2	2	1.000	0	7	7	1	3	0	0	0	2	1.0
Oberto	1	0	3	0	1	.000	0	0	---	0	0	---	0	1	1	0	2	0	1	0	0	0.0
<b>Portland</b>	<b>4</b>	<b>4</b>	<b>960</b>	<b>150</b>	<b>319</b>	<b>.470</b>	<b>31</b>	<b>78</b>	<b>.397</b>	<b>93</b>	<b>113</b>	<b>.823</b>	<b>41</b>	<b>114</b>	<b>155</b>	<b>102</b>	<b>85</b>	<b>32</b>	<b>53</b>	<b>13</b>	<b>424</b>	<b>106.0</b>

## 2010-11 SUNS vs. TRAIL BLAZERS

Player	G	S Min.	FG	FGA	Pct.	3FG	3At	Pct.	FT	FTA	Pct.	Off	Def	RB	Ast.	PF	St	TO	Bl	Pts.	Avg.	
Nash	4	4	141	39	68	.574	5	10	.500	14	18	.778	3	16	19	39	7	4	21	0	97	24.3
Carter	1	1	28	6	12	.500	2	4	.500	3	6	.500	0	2	2	0	2	2	2	0	17	17.0
Hill	4	4	132	27	47	.574	3	5	.600	8	11	.727	4	16	20	8	10	3	10	3	65	16.3
Richardson	3	3	87	14	30	.467	3	12	.250	5	6	.833	3	9	12	5	9	2	2	0	36	12.0
Frye	4	3	131	16	33	.485	6	12	.500	2	2	1.000	2	26	28	6	18	2	4	6	40	10.0
Warrick	4	0	71	11	22	.500	0	0	---	16	20	.800	4	9	13	2	5	0	3	0	38	9.5
Dudley	4	0	92	12	26	.462	5	12	.417	5	7	.714	4	8	12	2	6	2	2	0	34	8.5
Turkoglu	3	1	67	9	21	.429	5	9	.556	0	0	---	1	9	10	8	10	1	3	0	23	7.7
Lopez	2	2	47	5	9	.556	0	0	---	5	7	.714	5	4	9	0	4	0	4	2	15	7.5
Gortat	1	0	20	3	4	.750	0	0	---	0	0	---	2	2	4	1	2	1	1	0	6	6.0
Dragic	4	0	59	6	22	.273	1	3	.333	3	3	1.000	1	3	4	5	7	1	4	0	16	4.0
Barron	2	2	46	1	7	.143	0	0	---	5	6	.833	0	6	6	0	10	0	5	1	7	3.5
Childress	3	0	31	3	5	.600	0	0	---	0	0	---	0	0	0	0	3	0	1	1	6	2.0
Pietrus	1	0	8	0	1	.000	0	1	.000	0	0	---	0	1	1	0	1	0	0	0	0	0.0
Dowdell	1	0	1	0	1	.000	0	0	---	0	0	---	0	0	0	1	0	1	0	0	0	0.0
Phoenix	<b>4</b>	<b>4</b>	<b>960</b>	<b>152</b>	<b>308</b>	<b>.494</b>	<b>30</b>	<b>68</b>	<b>.441</b>	<b>66</b>	<b>86</b>	<b>.767</b>	<b>29</b>	<b>111</b>	<b>140</b>	<b>77</b>	<b>94</b>	<b>19</b>	<b>66</b>	<b>13</b>	<b>400</b>	<b>100.0</b>



# All-Time Trail Blazers vs. Suns

## 1970-71 (0-4)

11/11	Phx	100-114	L	0-1
12/4	P	121-126	L	0-2
12/26	Phx	103-115	L	0-3
1/29	P	122-131	L	0-4

## 1971-72 (0-6)

11/30	P	111-121*	L	0-5
12/1	Phx	103-129	L	0-6
2/1	P	117-129	L	0-7
2/6	P	117-119*	L	0-8
2/6	Phx	94-107	L	0-9
3/21	Phx	128-160	L	0-10

## 1972-73 (2-5)

10/14	P	120-124	L	0-11
12/9	Phx	97-116	L	0-12
12/29	Phx	99-106	L	0-13
12/30	P	104-107	L	0-14
1/26	P	116-120	L	0-15
1/27	Phx	117-109	W	-15
2/18	Phx	119-118	W	-2-15

## 1973-74 (3-3)

11/30	P	99-107	L	2-16
12/13	Phx	119-108	W	3-16
12/18	P	133-117	W	4-16
1/31	Phx	100-112	L	4-17
2/12	P	113-104	W	5-17
2/17	Phx	100-112	L	5-18

## 1974-75 (6-1)

11/28	Phx	88-85	W	8-18
12/1	Phx	100-104	W	6-19
1/10	Phx	113-104	W	7-19
1/28	P	115-107	W	8-19
3/7	P	120-98	W	9-19
3/21	Phx	112-108	W	10-19
3/22	P	94-92	W	11-19

## 1975-76 (2-9)

10/25	P	88-89	L	11-20
11/28	Phx	101-110	W	11-21
12/14	P	96-105	L	11-22
3/6	P	118-99	W	12-22
3/7	Phx	84-106	L	12-23
4/2	Phx	103-106	L	12-24
4/3	P	112-97	W	13-24

## 1976-77 (3-1)

12/3	Phx	113-99	W	14-24
1/30	P	97-91	W	15-24
3/20	Phx	106-126	L	15-25
4/8	P	122-111	W	16-25

## 1977-78 (3-1)

11/29	P	108-96	W	17-25
12/3	Phx	106-103	W	18-25
2/15	P	113-100	W	19-25
3/29	Phx	94-127	L	19-26

## 1978-79 (1-3)

10/22	P	116-124	L	19-27
12/28	Phx	127-129*	L	19-28
2/6	P	100-93	W	20-28
4/4	Phx	95-106	L	20-29

## 1979-80 (0-6)

10/28	Phx	88-89	L	20-30
11/16	Phx	97-98	L	20-31
11/25	P	86-87	L	20-32
12/26	Phx	99-119	L	20-33
3/21	P	100-111	L	20-34
3/28	Phx	100-114	L	20-35

## 1980-81 (3-3)

11/16	Phx	107-119	L	20-36
12/14	Phx	116-100	W	21-36
12/21	P	100-111	W	21-37
2/7	P	121-117	W	22-37
3/6	Phx	107-128	L	22-38
3/24	P	120-111	W	23-38

## 1981-82 (3-3)

10/30	P	103-95	W	24-38
11/16	Phx	116-107	L	24-39
12/10	Phx	110-111	L	24-40
12/30	Phx	112-113	L	24-40
3/2	P	119-108*	W	25-40
4/8	Phx	106-104	W	26-40
4/16	P	99-113	L	26-41

## 1982-83 (1-5)

11/2	Phx	87-92	L	26-42
11/14	P	94-102	L	26-43
12/12	P	99-94	W	27-43
12/28	Phx	92-113	L	27-44
3/31	Phx	99-106	L	27-45
4/8	P	98-99	L	27-46

## 1983-84 (3-3)

11/6	P	112-96	W	28-46
12/1	Phx	116-112	W	29-46
2/21	Phx	106-109	L	29-47
2/5	P	97-82	W	30-47
3/23	P	124-98	W	31-47
4/10	Phx	88-100	L	31-48

## 1984-85 (3-3)

11/1	Phx	130-139***	L	31-49
11/16	Phx	110-98	W	32-49
12/4	P	112-104	W	33-49
12/22	Phx	108-110	L	33-50
3/21	Phx	104-114	L	33-51
4/9	P	116-100	W	34-51

## 1985-86 (4-2)

10/25	P	128-123*	W	35-51
11/27	Phx	110-93	W	36-51
1/3	P	133-104	W	40-51
1/18	P	112-87	W	38-51
1/28	Phx	130-136	L	38-52
2/26	Phx	112-113	L	38-53

## 1986-87 (4-2)

11/4	Phx	120-126	L	38-54
12/30	P	120-105	W	39-54
2/3	P	117-103	W	40-54
2/19	Phx	123-105	W	41-54
4/20	P	134-105	W	42-54
4/28	Phx	122-126	L	42-55

## 1987-88 (6-0)

11/6	P	118-104	W	43-55
12/1	P	102-100	W	44-55
12/5	Phx	133-115	W	45-55
12/18	Phx	129-114	W	46-55
1/29	Phx	128-119	W	47-55
3/3	Phx	135-112	W	48-55

## 1988-89 (3-2)

11/4	P	120-105	W	49-55
12/16	Phx	125-132	L	49-56
12/17	P	115-97	W	50-56
2/28	P	139-134	W	51-56
3/17	Phx	124-129	L	51-57

## 1989-90 (3-2)

11/15	Phx	107-109	L	51-58
11/17	Phx	110-109	W	52-58
12/26	Phx	105-121	L	52-59
2/4	P	123-121	W	53-59
4/18	Phx	128-120*	W	54-59

## 1990-91 (2-3)

11/27	P	109-123	L	54-60
1/22	P	123-116	W	55-60
2/22	P	127-106	W	56-60
3/13	Phx	108-116	L	56-61
4/21	Phx	118-135	L	56-61

## 1991-92 (2-3)

11/2	P	76-100	L	56-63
1/19	Phx	128-132*	L	56-64
2/12	Phx	107-97	W	57-64
2/18	P	129-116	W	58-64
3/31	Phx	111-128	L	58-65

## 1992-93 (2-3)

11/11	P	100-89	W	59-65
11/25	Phx	117-121	L	59-66
3/2	P	102-97	W	60-66
3/17	Phx	111-129	L	60-67
4/22	P	114-115	L	60-68

## 1993-94 (2-3)

11/19	Phx	108-118	L	60-69
1/22	Phx	117-118	L	60-70
2/3	P	126-105	W	61-70
2/16	Phx	100-126	L	61-71
4/5	P	135-113	W	62-71

## 1994-95 (0-5)

11/15	P	93-96	L	62-72
11/18	Phx	111-124	L	62-73
1/19	P	115-122	L	62-74
2/15	Phx	113-120*	L	62-75
4/9	P	94-104	L	62-76

## 1995-96 (2-2)

11/18	Phx	102-107	L	62-77
1/19	P	101-84	L	63-77
2/15	P	84-96	L	63-78
4/9	Phx	98-91	W	64-78

## 1996-97 (3-1)

1/24	Phx	115-105	W	65-78
2/11	P	111-108	W	66-78
3/5	Phx	121-89	W	67-78
4/5	P	90-99	L	67-79

## 1997-98 (2-2)

11/14	P	139-140***	L	67-80
2/12	Phx	115-100	W	68-80
3/3	P	98-93	W	69-80
4/4	Phx	83-90	L	69-81

## 1998-99 (3-0)

3/25	P	97-84	W	70-81
3/28	Phx	88-86	W	71-81
4/3	P	98-93	W	72-81

## 1999-2000 (3-1)

12/5	Phx	92-90	W	73-81
12/17	P	102-110	L	73-82
1/8	P	96-91	W	74-82
1/14	Phx	105-83	W	75-82

## 2000-01 (1-3)

10/1	Phx	82-108	L	75-83
12/3	Phx	79-84	L	75-84
2/1	P	100-92	W	76-84
3/14	P	79-84	L	76-85

## 2001-02 (2-2)

12/1	P	83-97	L	76-86
12/22	Phx	90-102	L	76-87
1/16	Phx	108-99	W	77-87
1/31	P	105-97	W	78-87

## 2002-03 (1-3)

1/18	Phx	75-86	L	78-88
1/7	P	81-88	L	78-89
3/5	Phx	92-98	L	78-90
4/15	P	120-102	W	79-90

## 2003-04 (2-2)

12/18	P	101-94	W	80-90
1/15	P	95-105	L	80-91
1/18	Phx	92-86	L	80-92
2/4	Phx	101-97	W	81-92

## 2004-05 (0-3)

12/5	P	99-121	L	81-93
1/2	Phx	98-117	L	81-94
3/5	Phx	116-129	L	81-95

## 2005-06 (1-3)

12/6	Phx	85-130	L	81-96
3/12	P	111-101	W	82-96
3/23	Phx	108-125	L	82-97
4/19	P	96-106	L	82-98

## 2006-07 (0-4)

11/26	P	101-119	L	82-99
12/26	Phx	87-110	L	82-100
1/18	Phx	101-108	L	82-101
2/6	P	102-109*	L	82-102

## 2007-08 (0-3)

3/4	P	92-97	L	82-103
3/18	P	98-111	L	82-104
4/16	Phx	91-100	L	82-105

# SACRAMENTO KINGS



One Sports Parkway  
 Sacramento, CA 95834  
 (916) 928-0000  
 Power Balance Pavillion (17,317)



**Paul Westphal**  
 Head Coach  
 3rd Year

All-time vs. Portland: 15-17 (.469)

**V.P., Media Relations/Basketball Operations** .....Troy Hanson  
**Radio** .....Gary Gerould  
**Television** .. Grant Napear, Jerry Reynolds, Jim Gray, Bill Walton

**Assistant Coaches** ..... Jim Eyen, Keith Smart  
 Bobby Jackson  
**Head Athletic Trainer** .....Manny Romero

## 2010-11 RESULTS

### Portland won, 2-1

1/19 at SAC - Portland 94, Sacramento 90 (OT)  
 1/24 at POR - Sacramento 96, Portland 81  
 3/2 at SAC - Portland 107, Sacramento 102

## 2011-12 MATCHUPS

**Tuesday, Dec. 27 - at Portland (7 p.m.)**

**Monday, Jan. 23 - at Portland (7 p.m.)**

**Thursday, Feb. 2 - at Sacramento (7 p.m.)**

**Sunday, April 15 - at Sacramento (3 p.m.)**

\*All Times Pacific

## 2010-11 TRAIL BLAZERS vs. KINGS

Player	G	S	Min.	FG	FGA	Pct.	3FG	3At	Pct.	FT	FTA	Pct.	Off	Def	RB	Ast.	PF	St	TO	Bl	Pts.	Avg.
Batum	3	3	128	20	35	.571	7	13	.538	10	10	1.000	3	13	16	6	6	5	3	2	57	19.0
Miller	3	3	109	22	47	.468	1	1	1.000	12	14	.857	6	7	13	17	7	5	7	1	57	19.0
Aldridge	3	3	132	23	65	.354	0	1	.000	6	8	.750	12	14	26	9	9	3	11	4	52	17.3
Matthews	3	3	121	18	39	.462	3	10	.300	7	9	.778	0	4	4	12	5	7	7	0	46	15.3
Wallace	1	0	33	5	11	.455	1	3	.333	1	2	.500	2	3	5	3	2	1	1	1	12	12.0
Mills	3	0	36	9	17	.529	2	2	1.000	3	4	.750	1	0	1	7	1	2	1	0	23	7.7
Fernandez	2	0	53	6	20	.300	3	14	.214	0	0	---	4	3	7	5	4	3	4	2	15	7.5
Cunningham	2	1	49	7	15	.467	0	0	---	0	0	---	2	10	12	0	7	2	2	5	14	7.0
Camby	1	1	22	2	7	.286	0	0	---	0	0	---	4	9	13	1	5	1	1	0	4	4.0
Przybilla	2	1	52	0	2	.000	0	0	---	2	2	1.000	3	14	17	4	8	1	3	1	2	1.0
Collins	1	0	6	0	3	.000	0	0	---	0	0	---	4	0	4	1	3	0	0	0	0	0.0
Marks	2	0	4	0	0	---	0	0	---	0	0	---	0	1	1	0	0	0	0	0	0	0.0
<b>Portland</b>	<b>3</b>	<b>-</b>	<b>745</b>	<b>112</b>	<b>261</b>	<b>.429</b>	<b>17</b>	<b>44</b>	<b>.386</b>	<b>41</b>	<b>49</b>	<b>.837</b>	<b>41</b>	<b>78</b>	<b>119</b>	<b>65</b>	<b>57</b>	<b>30</b>	<b>44</b>	<b>16</b>	<b>282</b>	<b>94.0</b>

## 2010-11 KINGS vs. TRAIL BLAZERS

Player	G	S	Min.	FG	FGA	Pct.	3FG	3At	Pct.	FT	FTA	Pct.	Off	Def	RB	Ast.	PF	St	TO	Bl	Pts.	Avg.
Thornton	1	0	33	11	18	.611	4	7	.571	0	0	---	1	1	2	2	4	2	2	0	26	26.0
Evans	2	2	87	16	29	.552	2	5	.400	8	10	.800	2	9	11	14	4	5	11	1	42	21.0
Cousins	3	2	75	18	37	.486	0	0	---	11	15	.733	7	16	23	7	13	0	9	3	47	15.7
Udrih	3	3	133	19	38	.500	3	7	.429	6	8	.750	1	10	11	15	4	3	7	1	47	15.7
Landry	2	0	50	10	22	.455	0	0	---	6	8	.750	4	4	8	3	6	1	3	1	26	13.0
Taylor	1	1	15	5	10	.500	0	1	.000	0	0	---	1	0	1	0	3	0	1	0	10	10.0
Casspi	3	2	104	10	29	.345	5	13	.385	2	4	.500	7	12	19	4	7	3	3	0	27	9.0
Dalembert	3	1	83	12	16	.750	0	1	.000	3	4	.750	8	18	26	1	7	1	6	6	27	9.0
Thompson	3	3	89	10	19	.526	0	0	---	3	6	.500	3	12	15	6	8	3	4	1	23	7.7
Greene	3	1	49	3	13	.231	1	7	.143	4	4	1.000	1	6	7	2	4	1	4	1	11	3.7
Jeter	3	0	27	1	5	.200	0	0	---	0	0	---	0	2	2	3	1	0	2	0	2	0.7
Jackson	1	0	1	0	1	.000	0	0	---	0	0	---	0	0	0	0	0	0	0	0	0	0.0
<b>Sacramento</b>	<b>3</b>	<b>-</b>	<b>745</b>	<b>115</b>	<b>237</b>	<b>.485</b>	<b>15</b>	<b>41</b>	<b>.366</b>	<b>43</b>	<b>59</b>	<b>.729</b>	<b>35</b>	<b>90</b>	<b>125</b>	<b>57</b>	<b>61</b>	<b>19</b>	<b>53</b>	<b>14</b>	<b>288</b>	<b>96.0</b>



# All-Time Trail Blazers vs. Kings

<b>1970-71 (0-4)</b>			<b>1980-81 (2-3)</b>			<b>1990-91 (3-2)</b>			<b>2001-02 (2-2)</b>											
11/10	P	121-138	L	0-1	10/29	P	99-115	L	26-22	3/3	S	93-93	W	59-39	11/21	S	83-95	L	93-54	
1/6	C	128-133*	L	0-2	11/11	P	101-102	L	26-23	12/13	S	88-100	L	59-40	12/26	S	74-89	L	93-55	
2/16	P	102-109	L	0-3	1/14	KC	110-91	W	27-23	1/26	P	121-96	W	60-40	1/22	P	116-110*	W	94-55	
3/5	C	111-117	L	0-4	2/8	P	129-123*	W	28-23	2/6	S	93-97	L	60-41	3/4	P	107-95	W	95-55	
<b>1971-72 (2-2)</b>			<b>1981-82 (5-0)</b>			<b>1991-92 (5-0)</b>			<b>2002-03 (1-3)</b>											
10/23	P	104-100	W	1-4	12/2	KC	112-107	W	29-24	12/14	P	115-110	W	62-41	10/31	S	72-100	L	95-56	
11/24	C	112-114	L	1-5	1/3	P	127-116*	W	30-24	2/2	P	147-107	W	63-41	11/23	P	94-95	L	95-57	
2/8	P	104-100	W	2-5	2/2	P	102-97	W	31-24	2/14	S	107-106	W	64-41	12/28	S	119-113*	W	96-57	
2/23	C	106-110	L	2-6	2/24	KC	123-111	W	32-24	3/6	P	114-106	W	65-41	3/22	P	104-113	L	96-58	
<b>1972-73 (2-4)</b>			<b>1982-83 (3-2)</b>			<b>1992-93 (5-0)</b>			<b>2003-04 (3-1)</b>											
11/12	P	102-100	W	3-6	3/30	P	109-99	W	33-24	11/20	S	104-99	W	67-41	11/13	P	112-110*	W	97-58	
11/29	KC	102-110	L	3-7	<b>1982-83 (3-2)</b>	10/29	KC	111-113	L	33-25	11/29	P	107-99	W	68-41	12/21	S	98-117	L	97-59
12/18	KC	95-113	L	3-8	10/29	KC	111-113	L	33-25	1/22	P	135-127	W	69-41	1/20	S	109-104*	W	98-59	
1/2	P	104-87	W	4-9	12/30	KC	113-107	W	34-25	3/25	S	113-111*	W	70-41	3/12	P	83-81	W	99-59	
2/3	P	97-105	L	4-9	1/15	P	121-110	W	35-25	4/23	S	112-108	W	71-41	<b>2004-05 (1-3)</b>					
3/19	O	105-106	L	4-10	3/15	P	115-98	W	36-25	1/18	S	107-113*	L	99-60	2/5	P	114-108	W	100-60	
<b>1973-74 (2-4)</b>			<b>1983-84 (3-2)</b>			<b>1993-94 (4-1)</b>			<b>2005-06 (1-2)</b>											
10/19	P	111-99	W	5-10	<b>1983-84 (3-2)</b>	11/28	KC	104-113	L	36-27	11/28	P	120-109	W	72-41	3/22	S	93-112	L	100-61
1/8	P	129-110	W	6-10	11/28	KC	104-113	L	36-27	1/28	P	147-102	L	72-42	4/8	P	115-119	L	100-62	
1/13	O	99-103	L	6-11	1/13	P	112-104	W	37-27	2/8	P	124-100	W	73-42	<b>2006-07 (2-2)</b>					
1/22	KC	96-123	L	6-12	2/1	P	114-94	W	38-27	3/22	S	96-94	W	74-42	11/25	S	85-105	L	101-65	
2/8	P	99-104	L	6-13	3/6	KC	110-128	L	38-28	3/25	P	100-91	W	75-42	1/6	S	110-105*	W	102-65	
3/18	KC	105-114	L	6-14	3/29	P	120-113	W	39-28	<b>1994-95 (3-2)</b>			1/12	P	95-87	W	103-65			
<b>1974-75 (1-3)</b>			<b>1984-85 (2-3)</b>			<b>1995-96 (1-3)</b>			<b>2007-08 (1-3)</b>											
12/29	P	99-103	L	6-15	10/27	KC	140-119	W	40-28	11/10	S	104-84	W	76-42	11/23	P	87-84	W	104-66	
1/21	KC	106-109	L	6-16	12/20	P	113-118	L	40-29	12/11	P	93-88	W	77-42	2/19	P	94-105	L	104-67	
2/5	KC	82-90	L	6-17	2/17	KC	115-96	W	41-29	12/27	S	101-102	L	77-43	3/13	S	85-96	L	104-68	
4/4	P	116-110	W	7-17	2/19	KC	96-116	L	41-30	1/17	S	88-95	L	77-44	3/3	P	96-104	L	103-66	
<b>1975-76 (5-10)</b>			<b>1985-86 (3-2)</b>			<b>1995-96 (1-3)</b>			<b>2008-09 (3-0)</b>											
11/7	P	92-88	W	8-17	11/12	P	126-115	W	42-31	11/16	P	102-105	L	78-45	11/21	P	117-96	W	107-69	
1/17	KC	102-94	W	9-17	1/25	S	129-125	W	43-31	1/18	S	100-105	L	78-46	12/16	P	109-77	W	107-69	
2/21	KC	116-97	W	10-17	1/26	P	116-121	L	43-32	3/8	P	117-105	L	79-46	<b>2009-10 (4-0)</b>					
2/28	P	119-105	W	11-17	3/23	P	112-102	W	44-32	3/22	S	78-80	L	79-47	12/15	P	95-88	W	108-69	
3/30	P	114-113	W	12-17	3/25	S	99-116	L	44-33	<b>1996-97 (2-2)</b>			3/9	P	88-81	W	109-69			
<b>1976-77 (2-2)</b>			<b>1986-87 (3-2)</b>			<b>1997-98 (3-1)</b>			<b>2010-11 (2-1)</b>											
11/9	P	119-102	W	13-17	12/4	S	106-102	W	45-33	12/16	S	87-94	L	81-50	1/19	S	94-90*	W	112-69	
12/21	P	99-94	W	14-17	1/4	L	128-111	W	46-33	12/23	P	93-87	W	82-50	1/24	P	81-96	L	112-70	
2/2	KC	107-119	L	14-18	1/15	S	118-120	L	46-34	1/21	P	90-73	W	83-50	3/2	S	107-102	W	113-70	
3/11	KC	112-114	L	14-19	1/23	P	109-89	W	47-34	3/18	P	92-87	W	81-49	<b>* Overtime periods</b>					
<b>1977-78 (4-0)</b>			<b>1987-88 (4-1)</b>			<b>1998-99 (4-0)</b>			<b>C - Cincinnati; KC - Kansas City; O - Omaha</b>											
11/8	P	130-104	W	15-19	3/24	S	116-128	L	47-35	12/16	S	87-94	L	81-50						
1/1	P	107-102	W	16-19	<b>1987-88 (4-1)</b>	11/24	P	99-94	W	48-35	12/23	P	93-87	W	82-50					
1/24	KC	120-97	W	17-18	1/15	S	118-120	L	46-34	3/27	S	90-73	W	83-50						
2/24	KC	107-96	W	18-19	1/23	P	109-89	W	47-34	4/14	P	92-86	W	84-50						
<b>1978-79 (3-1)</b>			<b>1988-89 (3-3)</b>			<b>1999-00 (4-0)</b>														
10/17	P	115-112	W	19-19	2/11	P	113-123	L	49-36	3/3	S	87-93*	W	85-50						
11/22	KC	96-115	W	19-20	4/17	P	112-102	W	50-36	3/9	P	103-98	W	86-50						
3/11	KC	115-100	W	20-20	4/23	S	124-110	W	51-36	3/18	S	88-78	W	87-50						
3/24	P	100-98	W	21-20	<b>1988-89 (3-3)</b>	11/5	P	121-103	W	52-36	3/31	P	100-86	W	88-50					
<b>1979-80 (5-1)</b>			<b>1989-90 (4-0)</b>																	
10/23	P	90-88	W	22-20	12/27	S	111-112	L	52-37	<b>1999-2000 (4-0)</b>										
11/11	KC	112-109	W	23-20	1/6	P	147-142**	W	53-37	12/11	S	101-96	W	89-50						
12/12	KC	85-124	L	23-21	3/25	S	105-106	L	53-38	2/20	S	108-103*	W	90-50						
1/31	P	94-93	W	24-21	4/18	S	118-120	L	53-39	3/14	P	96-91	W	91-50						
2/5	KC	105-99	W	25-21	4/23	P	126-120*	W	54-39	4/16	P	102-95	W	92-50						
3/25	P	106-102	W	26-21	11/3	P	114-96	W	55-39	<b>2000-01 (1-3)</b>										
					4/6	S	124-121	W	56-39	11/6	S	75-79	L	92-51						
					1/8	P	108-96	W	57-39	1/20	P	101-111	L	92-52						
					4/21	S	118-100	W	58-39	2/15	P	105-101	W	93-52						
										4/8	S	89-88	L	93-53						

## Series History & Highlights

**All-time series record:** Trail Blazers lead, 113-70

**In Portland:** Trail Blazers lead, 74-17

**At the Kings:** Kings lead, 53-39 (Includes games in Cincinnati, Kansas City, Omaha and Sacramento)

**In Sacramento only:** Kings lead, 29-27

**Longest Win Streaks:** Trail Blazers (12), Kings (7)

**Biggest Trail Blazers Win:** 40 points, 147-107, 2/2/92

**Biggest Kings Win:** 39 points, 124-85, 12/12/79

**Most Points, Trail Blazers:** 147-142, 1/6/89 (2OT); 147-107, 2/2/92

**Fewest Points, Trail Blazers:** 72-100, 10/31/02

**Most Points, Kings:** 142-147, 1/6/89 (2OT); 138-121, 11/10/70

**Fewest Points, Kings:** 66-92, 4/14/98

**Overtime Games:** (17) Trail Blazers 14, Kings 3

**Individual Bests, Trail Blazers:**

**Points:** 50---Clyde Drexler, 1/6/89 (2OT); 47---Kiki Vandeweghe, 10/27/84

**Rebounds:** 22---Joel Przybilla, 1/18/05 (OT); 21---Joel Przybilla, 3/22/05

**Assists:** 18---Terry Porter, 1/23/87

**Individual Bests, Kings:**

**Points:** 55---Nate Archibald, 2/23/72

**Rebounds:** 21---Sam Lacey, 2/16/71

**Assists:** 18---Norm Van Lier, 3/5/71

# SAN ANTONIO SPURS



One AT&T Center  
 San Antonio, TX 78219  
 (210) 444-5500  
 AT&T Center (18,581)



**Gregg Popovich**  
 Head Coach  
 16th year

All-time vs. Portland: 33-22 (.600)

**Director, Media Services**..... Tom James  
**Radio/Spanish** ..... Bill Schoening/Paul Castro  
**T.V.** ... Bill Land, Sean Elliott, Malik Rose, Andrew Monaco

**Assistant Coaches** ..Mike Budenholzer, Don Newman  
 Brett Brown, Chip Engelland, Chad Forcier, Jacque Vaughn  
**Head Athletic Trainer**.....Will Sevensing

## 2010-11 RESULTS

### Portland won, 3-1

12/12 at SA - San Antonio 95, Portland 78  
 2/1 at POR - Portland 99, San Antonio 86  
 3/25 at POR - Portland 98, San Antonio 96  
 3/28 at SA - Portland 100, San Antonio 92

## 2011-12 MATCHUPS

Friday, Jan. 13 - at San Antonio (5:30 p.m.)  
**Tuesday, Feb. 21 - at Portland (7 p.m.)**  
 Monday, April 23 - at San Antonio (5:30 p.m.)  
 \*All Times Pacific

## 2010-11 TRAIL BLAZERS vs. SPURS

Player	G	S	Min.	FG	FGA	Pct.	3FG	3At	Pct.	FT	FTA	Pct.	Off	Def	RB	Ast.	PF	St	TO	Bl	Pts.	Avg.
Aldridge	4	4	162	33	59	.559	0	0	---	13	16	.813	10	19	29	5	6	4	8	3	79	19.8
Matthews	4	4	138	25	54	.463	5	14	.357	17	21	.810	3	5	8	2	7	4	6	1	72	18.0
Miller	4	4	142	29	52	.558	0	3	.000	14	17	.824	5	9	14	26	13	5	9	0	72	18.0
Wallace	2	2	76	11	25	.440	4	12	.333	2	3	.667	4	13	17	4	4	5	6	1	28	14.0
Batum	4	3	125	14	39	.359	6	18	.333	10	10	1.000	4	24	28	2	9	3	4	0	44	11.0
Roy	3	1	72	12	30	.400	1	5	.200	1	3	.333	2	1	3	12	5	1	10	0	26	8.7
A. Johnson	1	0	4	3	8	.375	0	0	---	0	0	---	2	1	3	0	0	0	0	0	6	6.0
Fernandez	4	0	79	8	23	.348	5	16	.313	0	0	---	2	6	8	5	4	0	2	0	21	5.3
Camby	3	1	58	5	9	.556	0	0	---	1	4	.250	6	23	29	4	5	2	3	6	11	3.7
Mills	3	0	26	3	6	.500	1	3	.333	0	0	---	0	3	3	5	2	0	4	0	7	2.3
C. Johnson	1	0	4	0	0	---	0	0	---	2	2	1.000	0	2	2	0	0	0	0	0	2	2.0
Przybilla	2	1	36	1	2	.500	0	0	---	2	2	1.000	3	7	10	0	4	0	1	1	4	2.0
Cunningham	2	0	37	1	5	.200	0	0	---	1	2	.500	3	4	7	0	4	1	0	0	3	1.5
Marks	1	0	4	0	1	.000	0	0	---	0	0	---	1	0	1	0	0	0	0	0	0	0.0
<b>Portland</b>	<b>4</b>	<b>4</b>	<b>960</b>	<b>145</b>	<b>313</b>	<b>.463</b>	<b>22</b>	<b>71</b>	<b>.310</b>	<b>63</b>	<b>80</b>	<b>.788</b>	<b>45</b>	<b>117</b>	<b>162</b>	<b>65</b>	<b>63</b>	<b>25</b>	<b>53</b>	<b>12</b>	<b>375</b>	<b>93.8</b>

## 2010-11 SPURS vs. TRAIL BLAZERS

Player	G	S	Min.	FG	FGA	Pct.	3FG	3At	Pct.	FT	FTA	Pct.	Off	Def	RB	Ast.	PF	St	TO	Bl	Pts.	Avg.
Ginobili	3	3	96	20	45	.444	9	23	.391	7	9	.778	1	9	10	13	8	5	10	0	56	18.7
Hill	4	1	127	23	47	.489	5	13	.385	17	22	.773	1	7	8	10	11	3	3	2	68	17.0
Parker	3	3	99	16	44	.364	1	4	.250	2	2	1.000	2	10	12	14	5	4	12	0	35	11.7
Duncan	2	2	59	10	19	.526	0	0	---	3	6	.500	9	11	20	6	2	0	1	3	23	11.5
Blair	4	2	91	14	31	.452	0	0	---	5	8	.625	13	14	27	2	10	6	4	1	33	8.3
Jefferson	4	4	120	11	22	.500	6	9	.667	5	7	.714	4	12	16	2	9	1	6	2	33	8.3
Neal	4	0	87	12	35	.343	6	18	.333	1	1	1.000	0	4	4	6	7	2	5	1	31	7.8
Green	1	0	20	3	3	1.000	1	1	1.000	0	0	---	1	2	3	1	0	1	1	0	7	7.0
Splitter	4	2	57	11	17	.647	0	0	---	4	10	.400	4	12	16	1	4	2	3	0	26	6.5
Bonner	3	1	59	7	9	.778	3	5	.600	0	0	---	2	13	15	0	6	2	1	1	17	5.7
McDyess	3	1	76	7	18	.389	0	0	---	3	6	.500	10	10	20	7	6	4	6	0	17	5.7
Anderson	2	1	20	3	6	.500	2	4	.500	0	0	---	0	2	2	2	3	1	0	0	8	4.0
Novak	2	0	27	3	7	.429	1	4	.250	0	0	---	1	2	3	1	2	0	1	1	7	3.5
Quinn	3	0	18	4	7	.571	0	2	.000	0	0	---	0	1	1	4	3	1	2	0	8	2.7
Owens	1	0	1	0	1	.000	0	0	---	0	0	---	0	0	0	0	0	1	0	0	0	0.0
Udoka	1	0	4	0	0	---	0	0	---	0	0	---	1	1	2	0	0	0	0	0	0	0.0
<b>San Antonio</b>	<b>4</b>	<b>4</b>	<b>960</b>	<b>144</b>	<b>311</b>	<b>.463</b>	<b>34</b>	<b>83</b>	<b>.410</b>	<b>47</b>	<b>71</b>	<b>.662</b>	<b>49</b>	<b>110</b>	<b>159</b>	<b>69</b>	<b>76</b>	<b>33</b>	<b>55</b>	<b>11</b>	<b>369</b>	<b>92.3</b>



# All-Time Trail Blazers vs. Spurs

## 1976-77 (2-2)

11/13	SA	101-113	L	0-1
1/9	P	150-113	W	1-1
1/23	SA	118-123	L	1-2
1/27	P	112-105	W	2-2

## 1977-78 (2-2)

10/22	P	130-115	W	3-2
1/22	SA	95-106	L	3-3
2/21	SA	118-114*	W	4-3
3/17	P	99-118	L	4-4

## 1978-79 (2-1)

1/20	SA	118-113	W	5-4
2/9	P	125-106	W	6-4
2/16	SA	120-121*	L	6-5

## 1979-80 (1-1)

11/4	P	127-124*	W	7-5
11/30	SA	100-107	L	7-6

## 1980-81 (2-3)

10/28	SA	112-120	L	7-7
12/7	P	116-115	W	8-7
1/9	SA	86-102	L	8-8
1/25	P	118-100	W	9-8
2/6	SA	96-122	L	9-9

## 1981-82 (3-2)

11/15	P	105-110	L	9-10
12/4	SA	111-127	L	9-11
1/5	P	115-110	W	10-11
3/12	SA	112-108	W	11-11
4/1	P	109-105	W	12-11

## 1982-83 (2-3)

10/30	SA	107-112	L	12-12
11/4	P	107-108*	L	12-13
1/23	SA	108-107	W	13-13
2/23	SA	114-124	L	13-14
3/22	P	119-102	W	14-14

## 1983-84 (4-1)

11/1	SA	126-124	W	15-14
12/6	P	130-118	W	16-14
1/10	P	133-120	W	17-14
1/15	SA	111-126	L	17-15
3/1	P	121-98	W	18-15

## 1984-85 (3-2)

12/6	P	113-96	W	19-15
12/27	SA	120-141	L	19-16
1/11	SA	123-103	W	20-16
2/1	P	93-104	L	20-17
2/24	SA	137-121	W	21-17

## 1985-86 (1-4)

12/1	P	106-117	L	21-18
12/17	SA	118-126	L	21-19
12/30	P	125-110	W	22-19
1/19	P	105-116	L	22-20
4/13	SA	118-123	L	22-21

## 1986-87 (4-1)

11/21	P	127-114	W	23-21
12/9	SA	120-104	W	24-21
3/29	SA	135-113	W	25-21
4/15	SA	112-123	L	25-22
4/19	P	144-133	W	26-22

## 1987-88 (5-0)

12/20	P	148-126	W	27-22
1/16	SA	121-120	W	28-22
2/21	P	117-112	W	29-22
3/29	SA	136-113	W	30-22
4/3	P	110-107	W	31-22

## 1988-89 (4-0)

12/11	P	128-123*	W	32-22
1/14	SA	103-99	W	33-22
2/4	P	137-100	W	34-22
3/7	SA	116-103	W	35-22

## 1989-90 (3-1)

11/8	SA	108-104	W	36-22
11/26	P	109-103	W	37-22
3/22	SA	106-107	L	37-23
4/8	P	112-105	W	38-23

## 1990-91 (2-2)

11/25	P	117-103	W	39-23
12/24	P	88-95	L	39-24
2/26	SA	101-102	L	39-25
4/10	SA	105-100	W	40-25

## 1991-92 (2-2)

11/6	SA	93-119	L	40-26
11/24	P	116-111	W	41-26
2/24	SA	88-95	L	41-27
4/12	P	123-97	W	42-27

## 1992-93 (2-2)

11/24	P	95-91	W	43-27
1/9	SA	93-109	L	43-28
3/13	SA	99-108	L	43-29
4/18	P	105-101	W	44-29

## 1993-94 (1-3)

12/15	SA	91-111	L	44-30
12/26	P	104-96	W	45-30
3/16	SA	102-110	L	45-31
3/27	P	95-107	L	45-32

## 1994-95 (1-3)

11/23	SA	105-110	L	45-33
12/2	P	91-95	L	45-34
2/1	P	107-111	L	45-35
4/11	SA	91-71	W	46-35

## 1995-96 (1-3)

12/19	SA	103-111	L	46-36
1/26	SA	83-87	L	46-37
2/20	P	105-108	L	46-38
4/15	P	121-97	W	47-38

## 1996-97 (4-0)

11/10	P	94-81	W	48-38
11/27	SA	120-109	W	49-38
12/29	P	110-86	W	50-38
4/10	SA	98-81	W	51-38

## 1997-98 (2-2)

12/28	P	82-79	W	52-38
1/2	SA	69-85	L	52-39
3/8	P	78-82	L	52-40
4/6	SA	79-75	W	53-40

## 1998-99 (1-3)

3/19	P	90-85	W	54-40
4/16	SA	80-81	L	54-41
5/1	SA	90-98*	L	54-42
5/4	P	80-87	L	54-43

## 1999-2000 (3-1)

1/19	SA	105-95	W	55-43
1/29	P	81-67	W	56-43
3/28	P	85-89	L	56-44
4/13	SA	93-77	W	57-44

## 2000-01 (1-3)

2/27	SA	95-87	W	58-44
3/8	P	79-93	L	58-45
3/19	SA	85-98	L	58-46
4/17	P	93-99	L	58-47

## 2001-02 (1-3)

11/3	P	90-106	L	58-48
12/19	SA	79-97	L	58-49
3/27	P	98-93	W	59-49
4/8	SA	87-99	L	59-50

## 2002-03 (2-2)

11/9	SA	95-76	W	60-50
1/9	P	90-87	W	61-50
2/11	P	111-116*	L	61-51
4/9	SA	79-84	L	61-52

## 2003-04 (0-4)

12/10	SA	77-102	L	61-53
12/20	P	91-101	L	61-54
4/9	SA	74-84	L	61-55
4/12	P	66-78	L	61-56

## 2004-05 (1-2)

12/30	P	80-114	L	61-57
1/24	P	107-99	W	62-57
4/12	SA	89-95	L	62-58

## 2005-06 (0-4)

1/4	SA	75-106	L	62-59
2/1	P	82-86	L	62-60
3/4	SA	81-101	L	62-61
3/24	P	79-98	L	62-62

## 2006-07 (0-4)

11/20	P	98-107	L	62-63
1/9	SA	84-98	L	62-64
3/6	P	94-99	L	62-65
4/9	SA	96-112	L	62-66

## 2007-08 (0-3)

10/30	SA	97-106	L	62-67
12/2	SA	79-100	L	62-68
4/6	P	65-72	L	62-69

## 2008-09 (3-1)

10/31	P	100-99	W	63-69
2/25	SA	84-99	L	63-70
3/1	P	102-84	W	64-70
4/8	SA	95-83	W	65-70

## 2009-10 (3-0)

11/6	P	96-84	W	66-70
12/23	SA	98-94	W	67-70
2/4	P	96-93	W	68-70

## 2010-11 (3-1)

12/12	SA	78-95	L	68-71
2/1	P	99-86	W	69-71
3/25	P	98-96	W	70-71
3/28	SA	100-92	W	71-71

\* Overtime periods

## Series History & Highlights

**All-time series record:** Series tied, 71-71

**In Portland:** Trail Blazers lead, 45-26

**In San Antonio:** Spurs lead, 45-26

**Longest Win Streaks:** Trail Blazers (12), Spurs (12)

**Biggest Trail Blazers Win:** 37 points (twice), 150-113, 1/9/77; 137-100, 2/4/89

**Biggest Spurs Win:** 34 points, 114-80, 12/30/04

**Most Points, Trail Blazers:** 150-113, 1/9/77

**Fewest Points, Trail Blazers:** 65-72, 4/6/08

**Most Points, Spurs:** 141-120, 12/27/84

**Fewest Points, Spurs:** 67-81, 1/29/00

**Overtime Games:** (7) Spurs 4, Trail Blazers 3

**Individual Bests, Trail Blazers:**

**Points:** 48---Clyde Drexler, 11/24/91

**Rebounds:** 19---Bill Walton, 11/13/76

**Assists:** 16---Terry Porter (twice), 12/20/87 and 11/25/90

**Individual Bests, Spurs:**

**Points:** 47---George Gervin, 1/5/82

**Rebounds:** 23---Tim Duncan, 3/19/01

**Assists:** 17---Wes Matthews, 4/13/86



# TORONTO RAPTORS



50 Bay St., Suite 500  
 Toronto, Ontario M5J 2L2  
 (416) 815-5600  
 Air Canada Centre (19,800)



**Dwane Casey**

Head Coach

1st year

All-time vs. Portland: 3-3 (.500)

**Director, Media Relations** ..... Jim LaBumbard  
**Radio** ..... Paul Jones, Eric Smith  
**T.V.** ..... Matt Devlin, Leo Rautins, Jack Armstrong

**Assistant Coaches** ..... Johnny Davis, Tom Sterner  
 Scott Roth, Micah Nori, Eric Hughes  
**Head Athletic Trainer** ..... Scott McCullough

## 2010-11 RESULTS

### Portland won, 2-0

11/6 at POR - Portland 97, Toronto 84  
 2/11 at TOR - Portland 102, Toronto 96

## 2011-12 MATCHUPS

Friday, Jan. 20 - at Toronto (4 p.m.)

\*All Times Pacific

### 2010-11 TRAIL BLAZERS vs. RAPTORS

Player	G	S Min.	FG	FGA	Pct.	3FG	3At	Pct.	FT	FTA	Pct.	Off	Def	RB	Ast.	PF	St	TO	Bl	Pts.	Avg.	
Aldridge	2	2	75	23	43	.535	0	0	---	13	16	.813	8	12	20	3	5	2	7	2	59	29.5
Roy	1	1	37	9	19	.474	0	3	.000	8	8	1.000	0	2	2	0	2	2	1	2	26	26.0
Fernandez	1	0	33	8	11	.727	6	8	.750	1	1	1.000	0	1	1	3	2	3	5	0	23	23.0
Batum	2	2	75	10	21	.476	4	10	.400	3	4	.750	4	6	10	6	2	3	1	5	27	13.5
Miller	2	2	70	6	13	.462	0	1	.000	7	7	1.000	4	6	10	21	4	3	3	1	19	9.5
Camby	1	1	30	3	5	.600	0	0	---	2	2	1.000	3	13	16	0	3	1	4	1	8	8.0
Cunningham	2	1	49	5	9	.556	0	0	---	2	2	1.000	3	5	8	2	8	2	0	0	12	6.0
Matthews	2	1	51	3	14	.214	0	7	.000	4	6	.667	1	1	2	3	6	2	6	0	10	5.0
Babbitt	1	0	10	1	2	.500	1	2	.500	1	2	.500	0	2	2	0	2	0	0	1	4	4.0
Mills	2	0	15	3	7	.429	0	2	.000	2	3	.667	0	2	2	3	2	1	0	0	8	4.0
Przybilla	1	0	14	1	1	1.000	0	0	---	1	2	.500	0	2	2	0	1	0	1	1	3	3.0
A. Johnson	1	0	12	0	0	---	0	0	---	0	0	---	0	0	0	1	2	1	6	0	0.0	
Marks	1	0	8	0	0	---	0	0	---	0	0	---	0	0	0	0	3	0	0	0	0.0	
<b>Portland</b>	<b>2</b>	<b>2</b>	<b>480</b>	<b>72</b>	<b>145</b>	<b>.497</b>	<b>11</b>	<b>33</b>	<b>.333</b>	<b>44</b>	<b>53</b>	<b>.830</b>	<b>23</b>	<b>52</b>	<b>75</b>	<b>42</b>	<b>42</b>	<b>20</b>	<b>34</b>	<b>13</b>	<b>199</b>	<b>99.5</b>

### 2010-11 RAPTORS vs. TRAIL BLAZERS

Player	G	S Min.	FG	FGA	Pct.	3FG	3At	Pct.	FT	FTA	Pct.	Off	Def	RB	Ast.	PF	St	TO	Bl	Pts.	Avg.	
Bargnani	2	2	74	16	34	.471	1	4	.250	8	9	.889	4	10	14	4	7	1	8	0	41	20.5
Bayless	1	0	21	6	11	.545	4	5	.800	2	2	1.000	0	0	0	1	3	0	2	0	18	18.0
Jack	1	1	29	5	11	.455	1	3	.333	5	6	.833	1	2	3	2	2	1	3	0	16	16.0
Weems	1	1	35	5	10	.500	0	0	---	0	0	---	2	0	2	1	1	2	3	0	10	10.0
DeRozan	2	2	67	8	23	.348	0	1	.000	3	5	.600	3	5	8	2	4	3	3	0	19	9.5
Barbosa	2	0	42	6	18	.333	0	5	.000	6	7	.857	1	1	2	4	4	1	1	0	18	9.0
Calderon	2	1	52	7	11	.636	0	1	.000	4	4	1.000	0	7	7	14	4	2	0	0	18	9.0
A. Johnson	1	0	22	2	3	.667	0	0	---	3	3	1.000	3	4	7	0	5	0	6	1	7	7.0
Wright	2	0	22	4	7	.571	0	1	.000	5	10	.500	0	1	1	0	2	4	2	1	13	6.5
Davis	1	1	28	3	6	.500	0	0	---	0	2	.000	7	6	13	1	4	1	0	0	6	6.0
Kleiza	1	1	23	2	8	.250	0	4	.000	2	4	.500	1	1	2	0	3	0	2	0	6	6.0
Banks	1	0	3	0	0	---	0	0	---	4	4	1.000	0	0	0	0	2	0	0	0	4	4.0
Evans	1	1	22	0	1	.000	0	0	---	2	2	1.000	5	4	9	0	1	2	0	0	2	2.0
Dorsey	2	0	22	1	2	.500	0	0	---	0	0	---	1	7	8	0	5	0	2	1	2	1.0
Andersen	1	0	16	0	3	.000	0	2	.000	0	0	---	1	2	3	3	0	1	0	0	0	0.0
<b>Toronto</b>	<b>2</b>	<b>2</b>	<b>480</b>	<b>65</b>	<b>148</b>	<b>.439</b>	<b>6</b>	<b>26</b>	<b>.231</b>	<b>44</b>	<b>58</b>	<b>.759</b>	<b>29</b>	<b>50</b>	<b>79</b>	<b>32</b>	<b>47</b>	<b>18</b>	<b>33</b>	<b>3</b>	<b>180</b>	<b>90.0</b>



# All-Time Trail Blazers vs. Raptors

<b>1995-96 (2-0)</b> 12/7 P 96-88 W 1-0 2/5 T 90-87 W 2-0	<b>1999-2000 (1-1)</b> 1/4 T 114-90 W 5-2 3/6 P 90-109 L 5-3	<b>2003-04 (1-1)</b> 11/11 P 82-80 W 11-4 1/11 T 72-83 L 11-5	<b>2007-08 (1-1)</b> 12-19 P 101-96 W 15-8 1/13 T 109-116** L 15-9
<b>1996-97 (0-2)</b> 1/17 P 92-94 L 2-1 1/28 T 84-120 L 2-2	<b>2000-01 (2-0)</b> 11/16 T 86-80 W 6-3 12/6 P 95-88 W 7-3	<b>2004-05 (1-1)</b> 11/7 T 97-101 L 11-6 11/13 P 105-102 W 12-6	<b>2008-09 (2-0)</b> 12/7 T 98-97 W 16-9 12/27 P 102-89 W 17-9
<b>1997-98 (2-0)</b> 11/24 T 91-90 W 3-2 2/1 P 97-90 W 4-2	<b>2001-02 (1-1)</b> 1/2 P 84-95 L 7-4 3/1 T 91-81 W 8-4	<b>2005-06 (1-1)</b> 1/18 P 96-94 W 13-6 2/12 T 81-114 L 13-7	<b>2009-10 (2-0)</b> 2/24 T 101-87 W 18-9 3/14 P 109-98 W 19-9
<b>1998-99 (0-0)</b> Did not play each other	<b>2002-03 (2-0)</b> 12/8 T 104-91 W 9-4 3/12 P 125-103 W 10-4	<b>2006-07 (1-1)</b> 12/10 T 93-83 W 14-7 12/22 P 100-101* L 14-8	<b>2010-11 (2-0)</b> 11/6 P 97-84 W 20-9 2/11 T 102-96 W 21-9

\* Overtime periods

## Series History & Highlights

**All-time series record:** Trail Blazers lead, 21-9

**In Portland:** Trail Blazers lead, 11-4

**In Toronto:** Trail Blazers lead, 10-5

**Longest Win Streaks:** Trail Blazers (6-current), Raptors (2-twice)

**Biggest Trail Blazers Win:** 24 points, 114-90, 1/4/00

**Biggest Raptors Win:** 36 points, 120-84, 1/28/97

**Most Points, Trail Blazers:** 125-103, 3/12/03

**Fewest Points, Trail Blazers:** 72-83, 1/11/04

**Most Points, Raptors:** 120-84, 1/28/97

**Fewest Points, Raptors:** 80-86, 11/16/00; 80-82, 11/11/03

**Overtime Games:** (2) Raptors 2, Trail Blazers 0

**Individual Bests, Trail Blazers:**

**Points:** 38---Isaiah Rider, 2/1/98

**Rebounds:** 16---Arvydas Sabonis, 11/24/97; 16---Dale Davis, 3/1/02;

16---Zach Randolph, 11/13/04; **16---Marcus Camby, 11/6/10**

**Assists:** 13---Andre Miller, 11/6/10

**Individual Bests, Raptors:**

**Points:** 38---Chris Bosh, 1/13/08 (2OT); 35---Vince Carter, 3/6/00

**Rebounds:** 15---Ed Pinckney, 12/7/95

**Assists:** 13---Damon Stoudamire, 1/28/97; 13---Jose Calderon, 12/7/08



# UTAH JAZZ



301 W. South Temple  
Salt Lake City, UT 84101  
(801) 325-2500  
EnergySolutions Arena (19,911)



**Tyrone Corbin**  
Head Coach  
2nd year  
All-time vs. Portland: 0-1 (.000)

**Sr. Vice President, Communications**..... Linda Luchetti  
**Radio** ..... David Locke, Ron Boone  
**Television** ..... Craig Bolerjack, Matt Harpring

**Assistant Coaches** ..... Sidney Lowe, Scott Layden,  
Jeff Hornacek  
**Head Athletic Trainer** ..... Gary Briggs

## 2010-11 RESULTS

**Portland won, 3-1**  
11/20 at POR - Utah 103, Portland 94  
12/27 at UTA - Portland 96, Utah 91  
12/30 at POR - Portland 100, Utah 89  
4/7 at UTA - Portland 98, Utah 87

## 2011-12 MATCHUPS

Monday, Jan. 30 - at Utah (6 p.m.)  
**Monday, April 2 - at Portland (7 p.m.)**  
**Wednesday, April 18 - at Portland (7 p.m.)**  
Thursday, April 26 - at Utah (5 p.m.)  
\*All Times Pacific

### 2010-11 TRAIL BLAZERS vs. JAZZ

Player	G	S	Min.	FG	FGA	Pct.	3FG	3At	Pct.	FT	FTA	Pct.	Off	Def	RB	Ast.	PF	St	TO	Bl	Pts.	Avg.
Wallace	1	1	43	10	18	.556	4	6	.667	5	5	1.000	3	5	8	2	5	1	0	1	29	29.0
Aldridge	4	4	160	36	77	.468	0	0	---	17	20	.850	15	17	32	4	8	2	10	2	89	22.3
Matthews	4	4	143	23	53	.434	7	25	.280	25	28	.893	5	15	20	9	10	8	7	0	78	19.5
Miller	4	4	136	18	45	.400	0	2	.000	17	19	.895	5	6	11	37	10	7	12	0	53	13.3
Batum	4	4	137	20	42	.476	5	17	.294	6	6	1.000	5	12	17	1	18	6	6	5	51	12.8
Roy	1	0	21	5	8	.625	0	1	.000	1	2	.500	1	2	3	2	2	0	1	0	11	11.0
Fernandez	4	0	88	9	24	.375	6	18	.333	9	9	1.000	1	4	5	10	7	5	9	0	33	8.3
Cunningham	3	0	62	6	17	.353	0	0	---	4	6	.667	3	8	11	0	9	2	4	4	16	5.3
Camby	3	3	92	4	11	.364	0	0	---	2	4	.500	11	35	46	8	7	3	0	7	10	3.3
A. Johnson	3	0	15	3	6	.500	0	0	---	2	2	1.000	2	2	4	1	1	0	0	0	8	2.7
Mills	3	0	36	3	11	.273	2	5	.400	0	0	---	0	2	2	6	4	0	2	0	8	2.7
C. Johnson	1	0	10	1	1	1.000	0	0	---	0	0	---	1	2	3	0	1	0	1	1	2	2.0
Babbitt	2	0	2	0	1	.000	0	0	---	0	2	.000	0	0	0	0	0	0	0	0	0	0.0
Marks	2	0	15	0	1	.000	0	0	---	0	0	---	1	1	2	1	3	1	1	0	0	0.0
<b>Portland</b>	<b>4</b>	<b>4</b>	<b>960</b>	<b>138</b>	<b>315</b>	<b>.438</b>	<b>24</b>	<b>74</b>	<b>.324</b>	<b>88</b>	<b>103</b>	<b>.854</b>	<b>53</b>	<b>111</b>	<b>164</b>	<b>81</b>	<b>85</b>	<b>35</b>	<b>53</b>	<b>20</b>	<b>388</b>	<b>97.0</b>

### 2010-11 JAZZ vs. TRAIL BLAZERS

Player	G	S	Min.	FG	FGA	Pct.	3FG	3At	Pct.	FT	FTA	Pct.	Off	Def	RB	Ast.	PF	St	TO	Bl	Pts.	Avg.
Harris	1	1	36	9	16	.563	5	9	.556	3	3	1.000	0	2	2	5	2	0	7	1	26	26.0
Williams	3	3	112	19	40	.475	9	14	.643	15	17	.882	2	4	6	25	11	4	13	0	62	20.7
Millsap	4	4	136	25	53	.472	1	2	.500	11	15	.733	9	15	24	3	15	6	10	4	62	15.5
Miles	3	1	79	15	36	.417	9	20	.450	2	2	1.000	4	5	9	5	8	1	7	2	41	13.7
Jefferson	4	4	141	22	44	.500	0	0	---	10	11	.909	12	35	47	11	8	2	6	7	54	13.5
Bell	3	3	107	8	18	.444	5	10	.500	5	5	1.000	0	10	10	8	8	2	4	2	26	8.7
Kirilenko	2	2	55	5	15	.333	1	3	.333	6	6	1.000	0	6	6	6	5	1	2	3	17	8.5
Favors	1	0	20	4	7	.571	0	0	---	0	0	---	3	4	7	1	1	1	0	0	8	8.0
Fesenko	1	0	18	2	6	.333	0	0	---	3	8	.375	0	6	6	1	2	0	0	1	7	7.0
Hayward	4	2	76	4	15	.267	1	7	.143	16	18	.889	1	8	9	3	10	1	2	1	25	6.3
Okur	1	0	17	3	6	.500	0	1	.000	0	0	---	0	5	5	1	0	0	4	0	6	6.0
Watson	4	0	76	5	12	.417	0	4	.000	4	4	1.000	1	9	10	8	2	4	0	14	3.5	
Eison	2	0	21	2	2	1.000	0	0	---	2	2	1.000	0	2	2	0	5	2	2	0	6	3.0
Price	3	0	35	4	9	.444	1	3	.333	0	0	---	0	0	0	0	6	3	3	0	9	3.0
Evans	2	0	24	2	4	.500	0	0	---	1	2	.500	0	5	5	2	1	1	1	2	5	2.5
Weaver	1	0	8	0	2	.000	0	0	---	2	2	1.000	0	1	1	0	0	0	0	0	2	2.0
<b>Utah</b>	<b>4</b>	<b>4</b>	<b>960</b>	<b>129</b>	<b>285</b>	<b>.453</b>	<b>32</b>	<b>73</b>	<b>.438</b>	<b>80</b>	<b>95</b>	<b>.842</b>	<b>32</b>	<b>117</b>	<b>149</b>	<b>81</b>	<b>90</b>	<b>26</b>	<b>67</b>	<b>23</b>	<b>370</b>	<b>92.5</b>



# All-Time Trail Blazers vs. Jazz

<b>1974-75 (2-2)</b>	L 0-1 11/10 N 101-102 11/30 P 117-89 1/5 P 111-102 2/20 N 102-114	L 2-2 W 1-1 W 2-2 L 2-2	<b>1983-84 (1-4)</b>	L 21-21 11/12 U 122-136 11/15 P 114-112 12/7 U 112-116 12/12 U 112-114 3/13 U 119-124	W 22-21 L 22-22 L 22-23 L 22-24	<b>1992-93 (2-2)</b>	L 38-45 1/2 P 102-110 1/24 U 124-113 4/6 P 110-95 4/15 U 117-122*	W 38-45 W 39-45 W 40-45 L 40-46	<b>2002-03 (1-3)</b>	W 57-65 12/27 P 103-98 1/29 U 71-95 3/26 U 85-94 4/3 P 88-93	L 57-66 L 57-67 L 57-68
<b>1975-76 (1-3)</b>	L 2-3 10/28 N 90-99 11/11 P 106-104 12/20 P 97-105 3/12 N 101-110	L 3-4 W 3-3 L 3-4 L 3-5	<b>1984-85 (3-3)</b>	W 23-24 11/15 U 122-127 11/18 P 129-120 11/18 U 122-127 2/5 P 126-106 3/3 P 121-93 4/11 U 107-145	L 25-26 W 23-24 L 23-25 W 24-25 W 25-25 L 25-26	<b>1993-94 (1-3)</b>	L 40-47 2/5 U 114-128 3/9 P 122-99 4/21 U 111-122	W 40-48 W 41-48 L 41-49	<b>2003-04 (2-2)</b>	L 57-69 10/29 U 82-99 2/6 U 87-73 2/10 P 81-86 3/6 P 91-70	L 57-69 W 58-69 W 58-70 W 59-70
<b>1976-77 (2-1)</b>	L 3-6 11/16 N 98-100 1/7 P 130-118 3/15 P 131-104 3/22 N 95-106	L 6-8 W 4-6 W 5-6 L 5-7	<b>1985-86 (2-3)</b>	W 26-26 11/2 U 118-133 11/12 U 111-119 3/8 P 104-90 4/5 U 103-114	L 26-27 L 26-28 W 27-28 L 27-29	<b>1994-95 (1-4)</b>	L 41-50 11/29 P 94-105 12/12 U 89-101 2/24 P 114-101 3/4 U 81-98	L 41-50 L 41-51 W 42-51 L 42-52	<b>2004-05 (2-2)</b>	L 59-71 12/10 U 87-92 12/12 P 98-88 4/5 U 86-90 4/17 P 100-82	L 59-71 W 60-71 L 60-72 W 61-72
<b>1977-78 (1-3)</b>	W 6-7 1/8 P 128-100 1/20 N 100-101 3/7 N 82-84 3/14 P 103-109	L 6-8 L 6-9 L 6-8 L 6-10	<b>1986-87 (3-2)</b>	L 27-30 11/16 P 110-119 11/13 P 121-113 1/29 U 114-120 4/17 U 111-101	L 27-30 W 28-30 W 29-30 L 29-31 W 30-31	<b>1995-96 (1-3)</b>	W 43-52 11/5 P 109-105 12/26 U 104-114 1/23 U 72-96 1/31 P 94-98	L 43-53 L 43-54 L 43-55	<b>2005-06 (0-4)</b>	L 61-73 12/4 P 93-98 12/14 U 77-82 4/1 P 89-102 4/8 U 93-110	L 61-73 L 61-74 L 61-75 L 61-76
<b>1978-79 (3-1)</b>	W 7-10 11/14 P 123-103 1/19 N 101-107 2/13 P 120-101 3/7 N 103-102	W 7-10 W 8-11 W 8-11 W 9-11	<b>1987-88 (1-4)</b>	L 30-32 11/1 U 104-116 2/4 P 123-126 2/15 U 94-112 4/14 U 128-123 4/19 P 122-129	L 30-32 W 28-30 L 30-33 L 30-34 W 31-34 L 31-35	<b>1996-97 (2-2)</b>	L 43-56 11/19 P 102-96 2/13 U 86-110 2/28 P 115-105	W 44-56 L 44-57 L 44-57 W 45-57	<b>2006-07 (2-2)</b>	L 61-77 12/30 U 86-96 2/20 P 103-100 4/4 P 94-89 4/16 U 93-130	L 61-77 W 62-77 W 63-77 L 63-78
<b>1979-80 (3-3)</b>	W 10-11 10/12 P 101-85 10/18 U 107-92 12/6 U 82-87* 1/4 P 115-97 2/29 P 87-91 3/6 U 110-117	W 10-11 W 11-11 L 11-12 W 12-12 L 12-13 L 12-14	<b>1988-89 (0-4)</b>	L 31-36 11/17 U 110-111 3/15 U 95-102 4/15 P 95-99	L 31-36 L 31-37 L 31-38 L 31-39	<b>1997-98 (3-1)</b>	W 46-57 12/5 P 94-77 12/27 U 102-91 1/16 P 96-86 4/1 U 89-98	W 46-57 W 47-57 W 48-57 L 48-58	<b>2007-08 (3-1)</b>	W 64-78 12/11 U 97-89 12/14 P 99-91 12/31 U 101-111 1/5 P 103-89	W 64-78 W 65-78 L 65-79 W 66-79
<b>1980-81 (2-3)</b>	L 12-15 10/10 U 86-96 11/1 P 87-95 1/3 U 103-109 2/15 P 118-84 3/19 P 108-97	L 12-15 L 12-16 L 12-17 W 13-17 W 14-17	<b>1989-90 (2-2)</b>	L 31-40 12/28 U 109-113 1/5 P 118-89 1/30 P 122-98 3/1 U 102-119	L 31-40 W 32-40 W 33-40 L 33-41	<b>1998-99 (1-2)</b>	W 49-58 3/2 P 102-100** 12/1 U 49-59 4/23 U 85-96	W 49-58 L 49-60 L 49-60	<b>2008-09 (2-2)</b>	L 66-80 11/5 U 96-103 12/11 U 88-97 1/31 P 122-108 3/31 P 125-104	L 66-80 L 66-81 W 67-81 W 68-81
<b>1981-82 (4-1)</b>	W 15-17 11/6 P 119-109 11/27 U 103-93 2/3 U 118-122 2/5 P 121-100 3/19 U 131-129*	W 15-17 W 16-17 L 16-18 W 17-18 W 18-18	<b>1990-91 (3-1)</b>	W 34-41 12/2 P 101-97 1/31 U 91-105 2/15 P 117-105 3/15 U 106-96	W 34-41 L 34-42 W 35-42 W 36-42	<b>1999-2000 (3-1)</b>	L 49-61 1/19 U 87-92 2/27 P 95-75 2/27 P 101-92 4/10 U 90-86	L 49-61 W 50-61 W 51-61 W 52-61	<b>2009-10 (0-4)</b>	L 68-82 11/28 U 92-108 1/27 P 95-106 2/3 U 105-118 2/21 P 89-93*	L 68-82 L 68-83 L 68-84 L 68-85
<b>1982-83 (3-2)</b>	L 18-19 12/2 U 112-119 12/7 P 137-121 1/27 P 120-106 2/18 U 101-97 3/6 P 105-110	L 18-19 W 19-19 W 20-19 W 21-19 L 21-20	<b>1991-92 (2-2)</b>	L 36-43 1/2 U 103-107 2/4 P 110-107 3/21 U 77-97 4/2 P 118-86	L 36-43 W 37-43 L 37-44 W 38-44	<b>2000-01 (3-1)</b>	W 53-61 12/28 U 103-102* 2/22 P 84-90 3/16 P 90-87 3/22 U 101-99	W 53-61 L 53-62 W 54-62 W 55-62	<b>2010-11 (3-1)</b>	L 68-86 11/20 P 94-103 12/27 U 96-91 12/30 P 100-89 4/7 U 98-87	L 68-86 W 69-86 W 70-86 W 71-86

\* Overtime periods

N - New Orleans; U - Salt Lake City

## Series History & Highlights

**All-time series record:** Jazz lead, 86-71

**In Portland:** Trail Blazers lead, 54-25

**At the Jazz:** Jazz lead, 61-17 (Includes games played in New Orleans)

**In Salt Lake City only:** Jazz lead, 52-16

**Longest Win Streaks:** Trail Blazers (4-four times), Jazz (6)

**Biggest Trail Blazers Win:** 34 points, 118-84, 2/15/81

**Biggest Jazz Win:** 38 points, 145-107, 4/1/85

**Most Points, Trail Blazers:** 137-121, 12/7/82

**Fewest Points, Trail Blazers:** 71-95, 1/29/03

**Most Points, Jazz:** 145-107, 4/11/85

**Fewest Points, Jazz:** 70-91, 3/6/04

**Overtime Games:** (6) Trail Blazers 3, Jazz 3

**Individual Bests, Trail Blazers:**

**Points:** 42---Clyde Drexler, 4/21/89

**Rebounds:** 20---Marcus Camby, 12/30/10

**Assists:** 19---Terry Porter, 4/14/88

**Individual Bests, Jazz:**

**Points:** 47---Karl Malone, 12/26/95

**Rebounds:** 25---Mark Eaton, 3/15/89

**Assists:** 26---John Stockton, 4/14/88 (All-time Trail Blazers opponent high)

# WASHINGTON WIZARDS



601 F St. NW  
Washington, D.C. 20004  
(202) 661-5000  
Verizon Center (20,278)



**Flip Saunders**  
Head Coach  
3rd year  
All-time vs. Portland: 23-23 (.500)

**Senior Director, Communications**..... Scott Hall  
**Radio** ..... Dave Johnson, Glenn Consor  
**Television** ..... Steve Buckhantz, Phil Chenier, Chris Miller

**Assistant Coaches** ..... Randy Wittman, Don Zierden,  
Sam Cassell, Ryan Saunders, Gene Banks  
**Head Athletic Trainer** ..... Eric Waters

## 2010-11 RESULTS

**Series tied, 1-1**

12/3 at WAS - Washington 83, Portland 79  
3/22 at POR - Portland 111, Washington 76

## 2011-12 MATCHUPS

**Tuesday, Feb. 14 - at Portland (7 p.m.)**

**Saturday, March 10 - at Washington (4 p.m.)**

\*All Times Pacific

### 2010-11 TRAIL BLAZERS vs. WIZARDS

Player	G	S Min.	FG	FGA	Pct.	3FG	3At	Pct.	FT	FTA	Pct.	Off	Def	RB	Ast.	PF	St	To	Bl	Pts.	Avg.	
Wallace	1	1	33	10	14	.714	0	2	.000	8	10	.800	5	3	8	3	0	4	3	1	28	28.0
Aldridge	2	2	65	13	29	.448	1	2	.500	11	12	.917	10	11	21	2	5	0	2	2	38	19.0
Batum	2	1	65	13	25	.520	5	11	.455	2	2	1.000	7	11	18	4	6	4	4	1	33	16.5
Matthews	2	2	66	7	24	.292	3	10	.300	3	4	.750	2	7	9	4	9	5	3	0	20	10.0
Roy	2	1	58	9	27	.333	0	3	.000	1	2	.500	4	3	7	7	2	2	4	1	19	9.5
Miller	2	2	53	4	14	.286	0	0	---	8	8	1.000	5	7	12	14	4	4	2	0	16	8.0
C. Johnson	1	0	16	2	2	1.000	0	0	---	3	4	.750	0	3	3	0	4	0	2	3	7	7.0
Fernandez	2	0	37	4	14	.286	1	8	.125	1	1	1.000	1	3	4	2	2	0	7	0	10	5.0
Cunningham	1	0	16	2	5	.400	0	1	.000	0	0	---	0	2	2	0	1	0	0	0	4	4.0
Przybylla	1	0	20	2	2	1.000	0	0	---	0	0	---	3	4	7	1	3	1	0	0	4	4.0
Mills	2	0	23	3	11	.273	1	4	.250	0	0	---	0	0	0	6	0	3	3	0	7	3.5
A. Johnson	1	0	4	1	1	1.000	0	0	---	0	0	---	0	0	0	1	0	0	2	0	2	2.0
Marks	1	0	16	1	3	.333	0	0	---	0	0	---	0	2	2	0	2	0	0	0	2	2.0
Camby	1	1	11	0	2	.000	0	0	---	0	0	---	1	2	3	1	1	0	2	1	0	0.0
<b>Portland</b>	<b>2</b>	<b>-</b>	<b>480</b>	<b>71</b>	<b>173</b>	<b>.410</b>	<b>11</b>	<b>41</b>	<b>.268</b>	<b>37</b>	<b>43</b>	<b>.860</b>	<b>38</b>	<b>58</b>	<b>96</b>	<b>45</b>	<b>39</b>	<b>23</b>	<b>36</b>	<b>9</b>	<b>190</b>	<b>95.0</b>

### 2010-11 WIZARDS vs. TRAIL BLAZERS

Player	G	S Min.	FG	FGA	Pct.	3FG	3At	Pct.	FT	FTA	Pct.	Off	Def	RB	Ast.	PF	St	To	Bl	Pts.	Avg.	
Blatche	1	1	40	7	13	.538	0	0	---	5	6	.833	1	8	9	0	4	1	2	0	19	19.0
Arenas	1	0	30	6	16	.375	0	4	.000	3	3	1.000	0	2	2	6	6	0	5	1	15	15.0
Crawford	1	1	35	3	15	.200	1	4	.250	5	7	.714	2	2	4	4	4	1	6	0	12	12.0
Hinrich	1	1	36	4	10	.400	1	3	.333	2	2	1.000	1	2	3	5	2	3	1	0	11	11.0
McGee	2	2	55	7	12	.583	0	0	---	7	9	.778	6	11	17	1	4	1	3	6	21	10.5
Seraphin	1	0	17	5	9	.556	0	0	---	0	0	---	2	1	3	0	5	0	1	0	10	10.0
Wall	2	2	74	6	25	.240	0	2	.000	7	8	.875	0	7	7	9	6	3	8	0	19	9.5
Shakur	1	0	10	4	5	.800	0	0	---	0	0	---	0	1	1	0	0	0	3	0	8	8.0
Armstrong	1	0	12	3	3	1.000	0	0	---	0	0	---	2	1	3	0	1	1	1	1	6	6.0
Evans	1	0	29	2	8	.250	2	3	.667	0	0	---	2	1	3	0	2	1	3	0	6	6.0
Booker	2	1	33	2	3	.667	0	0	---	5	6	.833	1	2	3	0	2	2	1	9	4.5	
Martin	2	0	23	3	7	.429	2	5	.400	1	3	.333	1	6	7	2	1	2	1	0	9	4.5
Yi	2	1	39	3	8	.375	0	0	---	1	2	.500	2	5	7	1	3	1	3	3	7	3.5
Gee	1	1	19	1	3	.333	0	0	---	1	2	.500	2	2	4	1	1	1	2	0	3	3.0
Jeffers	1	0	10	0	3	.000	0	0	---	2	2	1.000	0	1	1	0	1	2	2	0	2	2.0
Ndiaye	1	0	7	0	0	---	0	0	---	2	2	1.000	0	0	0	0	2	1	1	0	2	2.0
Thornton	1	0	10	0	2	.000	0	0	---	0	0	---	0	1	1	1	1	1	0	0	0	0.0
<b>Washington</b>	<b>2</b>	<b>-</b>	<b>480</b>	<b>56</b>	<b>142</b>	<b>.394</b>	<b>6</b>	<b>21</b>	<b>.286</b>	<b>41</b>	<b>52</b>	<b>.788</b>	<b>22</b>	<b>53</b>	<b>75</b>	<b>30</b>	<b>45</b>	<b>19</b>	<b>44</b>	<b>12</b>	<b>159</b>	<b>79.5</b>



# All-Time Trail Blazers vs. Wizards

<b>1970-71 (2-2)</b>	11/5 P 135-131 W 1-0 11/24 B 104-156 L 1-1 2/26 B 97-114 L 1-2 3/11 P 136-118 W 2-2	<b>1978-79 (3-1)</b>	10/24 P 104-102 W 11-20 11/7 W 103-143 L 11-21 12/23 P 114-109 W 12-21 3/30 W 132-104 W 13-21	<b>1989-90 (1-1)</b>	11/12 P 95-104 L 23-32 3/10 W 116-113 W 24-32	<b>2001-02 (2-0)</b>	2/27 W 105-101 W 40-38 3/18 P 95-80 W 41-38
<b>1971-72 (1-3)</b>	12/8 B 97-115 L 2-3 1/11 P 114-106 W 3-3 1/22 B 99-116 L 3-4 3/3 P 80-90 L 3-5	<b>1979-80 (1-1)</b>	1/1 P 109-99 W 14-21 1/13 W 95-127 L 14-22	<b>1990-91 (2-0)</b>	1/18 P 123-99 W 25-32 4/4 W 105-96 W 26-32	<b>2002-03 (1-1)</b>	12/10 W 98-79 W 42-38 3/25 P 91-95 L 42-39
<b>1972-73 (0-4)</b>	12/6 B 102-115 L 3-6 1/9 P 93-105 L 3-7 2/11 P 97-102 L 3-8 2/24 B 101-128 L 3-9	<b>1980-81 (2-0)</b>	2/3 P 111-104* W 15-22 2/17 W 124-104 W 16-22	<b>1991-92 (2-0)</b>	12/1 P 91-87 W 27-32 2/28 W 117-96 W 28-32	<b>2003-04 (1-1)</b>	11/25 P 80-81 L 42-40 1/26 W 94-83 W 43-40
<b>1973-74 (1-3)</b>	10/13 P 132-87 W 4-9 12/11 P 82-87 L 4-10 2/20 C 101-116 L 4-11 3/9 C 103-106 L 4-12	<b>1981-82 (0-2)</b>	1/22 W 97-110 L 16-23 2/16 P 97-100 L 16-24	<b>1992-93 (1-1)</b>	12/13 P 117-98 W 29-32 4/2 W 102-114 L 29-33	<b>2004-05 (0-2)</b>	1/12 W 100-104 L 43-41 3/28 P 106-114 L 43-42
<b>1974-75 (1-3)</b>	11/22 P 99-117 L 4-13 12/4 W 87-114 L 4-14 2/8 P 100-96 W 5-14 2/23 W 98-113 L 5-15	<b>1982-83 (1-1)</b>	11/27 W 90-107 L 16-25 2/20 P 104-95 W 17-25	<b>1993-94 (2-0)</b>	12/4 W 118-105 W 30-33 3/18 P 122-104 W 31-33	<b>2005-06 (1-1)</b>	11/30 W 89-96 L 43-43 12/18 P 97-92 W 44-43
<b>1975-76 (2-2)</b>	12/9 P 95-116 L 5-16 1/27 P 118-105 W 6-16 2/12 W 81-92 L 6-17 3/25 W 108-105 W 7-17	<b>1983-84 (1-1)</b>	2/17 P 87-96 L 17-26 2/22 W 104-101 W 18-26	<b>1994-95 (2-0)</b>	1/7 W 114-105 W 32-33 3/21 P 111-106 W 33-33	<b>2006-07 (2-0)</b>	2/11 W 94-73 W 45-43 3/20 P 100-98 W 46-43
<b>1976-77 (1-2)</b>	11/27 P 103-95 W 8-17 1/15 W 107-113 L 8-18 2/5 P 104-116 L 8-19	<b>1984-85 (1-1)</b>	2/15 P 93-89 W 19-26 3/6 W 121-127** L 19-27	<b>1995-96 (0-2)</b>	12/17 P 100-112 L 33-34 2/2 W 97-113 L 33-35	<b>2007-08 (1-1)</b>	11/17 W 90-109 L 46-44 3/25 P 102-82 W 47-44
<b>1977-78 (2-1)</b>	12/17 P 117-104 W 9-19 1/13 W 93-102 L 9-20 2/22 W 105-97 W 10-20	<b>1985-86 (0-2)</b>	12/3 W 115-118 L 19-28 2/11 P 116-124 L 19-29	<b>1996-97 (0-2)</b>	12/23 P 84-106 L 33-36 3/22 W 104-108 L 33-37	<b>2008-09 (2-0)</b>	12/3 W 96-92 W 48-44 1/24 P 100-87 W 49-44
		<b>1986-87 (1-1)</b>	11/25 W 99-111 L 19-30 12/21 P 128-101 W 20-30	<b>1997-98 (1-1)</b>	1/21 W 100-87 W 34-37 3/24 P 87-99 L 34-38	<b>2009-10 (1-1)</b>	11/18 W 92-97 L 49-45 3/19 P 76-74 W 50-45
		<b>1987-88 (2-0)</b>	11/20 P 120-101 W 21-30 12/30 W 117-112 W 22-30	<b>1998-99 (1-0)</b>	2/27 W 82-81 W 35-38	<b>2010-11 (1-1)</b>	12/3 W 79-83 L 50-46 3/22 P 111-76 W 51-46
		<b>1988-89 (1-1)</b>	12/9 P 93-90 W 23-30 3/31 W 105-107 L 23-31	<b>1999-2000 (2-0)</b>	2/18 P 93-85 W 36-38 3/12 W 102-86 W 37-38	<i>*Overtime periods</i>	
				<b>2000-01 (2-0)</b>	11/21 W 104-94 W 38-38 12/3 P 87-70 W 39-38	<i>B--Baltimore Bullets; C--Capital Bullets. Name changed from Washington Bullets to Washington Wizards in 1997.</i>	

## Series History & Highlights

**All-time series record:** Trail Blazers lead, 51-46

**In Portland:** Trail Blazers lead, 31-17

**At the Wizards:** Wizards lead, 29-20 (Includes games played in Baltimore)

**In Washington only:** Wizards lead, 21-20

**Longest Win Streaks:** Trail Blazers (8), Wizards (6)

**Biggest Trail Blazers Win:** 45 points, 132-87, 10/13/73

**Biggest Wizards Win:** 52 points, 156-104, 11/24/70

**Most Points, Trail Blazers:** 136-118, 3/11/71

**Fewest Points, Trail Blazers:** 76-74, 3/19/10

**Most Points, Wizards:** 156-104, 11/24/70

**Fewest Points, Wizards:** 70-87, 12/23/00

**Overtime Games:** (2) Trail Blazers 1, Wizards 1

**Individual Bests, Trail Blazers:**

**Points:** 36---Geoff Petrie, 12/6/72

**Rebounds:** 21---Lloyd Neal, 1/9/73; 21---Bill Walton, 1/27/76

**Assists:** 15---Scottie Pippen, 3/16/02

**Individual Bests, Wizards:**

**Points:** 52---Phil Chenier, 12/6/72

**Rebounds:** 29---Wes Unseld, 1/11/72

**Assists:** 16---Kevin Porter, 2/3/81 (OT); 13---Archie Clark, 3/3/72;

13---Wes Unseld, 11/27/76; 13---Gus Williams, 3/6/85



# All-Time Records vs. Opponents

## WESTERN CONFERENCE

	Yrs.	Total Games			Home			Road		
		W	L	Pct.	W	L	Pct.	W	L	Pct.
<b>Northwest Division</b>										
Minnesota	22	63	24	.724	34	10	.773	29	14	.674
Denver	35	79	70	.530	56	19	.747	23	51	.311
Oklahoma City	41	101	103	.495	67	35	.657	34	68	.333
Utah	37	71	86	.452	54	25	.684	17	61	.218
<b>Totals</b>		<b>314</b>	<b>283</b>	<b>.526</b>	<b>211</b>	<b>89</b>	<b>.703</b>	<b>103</b>	<b>194</b>	<b>.347</b>
<b>Pacific Division</b>										
L.A. Clippers	41	135	60	.692	81	16	.835	54	44	.551
Sacramento	41	113	70	.617	74	17	.813	39	53	.424
Golden State	41	115	85	.575	76	23	.768	39	62	.386
Phoenix	41	89	109	.449	60	40	.600	29	69	.296
L.A. Lakers	41	87	112	.437	60	40	.600	27	72	.273
<b>Totals</b>		<b>539</b>	<b>436</b>	<b>.553</b>	<b>351</b>	<b>136</b>	<b>.721</b>	<b>188</b>	<b>300</b>	<b>.385</b>
<b>Southwest Division</b>										
Memphis	16	38	22	.633	19	10	.655	19	12	.613
New Orleans	23	34	24	.586	18	10	.643	16	14	.533
Dallas	31	72	57	.558	46	18	.719	26	39	.400
San Antonio	35	71	71	.500	45	26	.634	26	45	.366
Houston	41	76	92	.452	46	37	.554	30	55	.353
<b>Totals</b>		<b>291</b>	<b>266</b>	<b>.522</b>	<b>174</b>	<b>101</b>	<b>.633</b>	<b>117</b>	<b>165</b>	<b>.415</b>
<b>Western Totals</b>		<b>1144</b>	<b>985</b>	<b>.537</b>	<b>736</b>	<b>326</b>	<b>.693</b>	<b>408</b>	<b>659</b>	<b>.382</b>

## EASTERN CONFERENCE

	Yrs.	Total Games			Home			Road		
		W	L	Pct.	W	L	Pct.	W	L	Pct.
<b>Atlantic Division</b>										
New Jersey	34	53	20	.726	31	5	.861	22	15	.595
Toronto	15	21	9	.700	11	4	.733	10	5	.667
New York	41	54	44	.551	36	13	.735	18	31	.367
Philadelphia	41	45	53	.459	30	20	.600	15	33	.313
Boston	41	39	60	.394	23	27	.460	16	33	.327
<b>Totals</b>		<b>212</b>	<b>186</b>	<b>.533</b>	<b>131</b>	<b>69</b>	<b>.655</b>	<b>81</b>	<b>117</b>	<b>.409</b>
<b>Central Division</b>										
Indiana	35	45	30	.600	28	10	.737	17	20	.459
Cleveland	41	60	48	.556	37	17	.685	23	31	.426
Detroit	41	56	47	.544	34	17	.667	22	30	.423
Chicago	41	51	58	.468	32	23	.582	19	35	.352
Milwaukee	41	47	62	.431	31	23	.574	16	39	.291
<b>Totals</b>		<b>259</b>	<b>245</b>	<b>.514</b>	<b>162</b>	<b>90</b>	<b>.643</b>	<b>97</b>	<b>155</b>	<b>.385</b>
<b>Southeast Division</b>										
Miami	23	32	14	.696	14	9	.609	18	5	.783
Charlotte	7	9	5	.643	5	2	.714	4	3	.571
Orlando	22	25	19	.568	13	9	.591	12	10	.545
Washington	41	51	46	.526	31	17	.646	20	29	.408
Atlanta	41	49	49	.500	32	17	.653	17	32	.347
<b>Totals</b>		<b>166</b>	<b>133</b>	<b>.555</b>	<b>95</b>	<b>54</b>	<b>.638</b>	<b>71</b>	<b>79</b>	<b>.473</b>
<b>Eastern Totals</b>		<b>637</b>	<b>564</b>	<b>.530</b>	<b>388</b>	<b>213</b>	<b>.646</b>	<b>249</b>	<b>351</b>	<b>.415</b>
<b>Trail Blazers Total</b>		<b>1,781</b>	<b>1,549</b>	<b>.535</b>	<b>1124</b>	<b>539</b>	<b>.676</b>	<b>657</b>	<b>1010</b>	<b>.394</b>

Teams listed in each division in order of Trail Blazers' win percentage





# NBA Development League

**NBA Development League: 477 Madison Ave., 3rd Floor; New York, NY 10022  
(212) 407-8700.**

## **AUSTIN TOROS**

12885 N. Hwy 183, Suite 207  
Austin, TX 78750  
Tel: (512) 236-8333, Fax: (512) 236-8444  
Media Relations: Perri Travillion  
Arena: Cedar Park Center  
Affiliation: San Antonio

## **BAKERSFIELD JAM**

1400 Norris Rd.  
Bakersfield, CA 93308  
Tel: (661) 615-6550, Fax: (661) 615-6555  
Media Relations: Natalya Pyatkovska  
Arena: Bakersfield Jam Events Center  
Affiliations: L.A. Clippers, Phoenix, Toronto

## **CANTON CHARGE**

1101 Market Ave. N.  
Canton, OH 44702  
Tel: (866) 444-1944, Fax: (330) 489-1703  
Media Relations: Sean Wyatt  
Arena: Canton Memorial Civic Center  
Affiliations: Cleveland

## **DAKOTA WIZARDS**

315 S. 5th St.  
Bismarck, ND 58504  
Tel: (701) 258-2255, Fax: (701) 255-7967  
Media Relations: Scott Woodmansee  
Arena: Bismarck Civic Center  
Affiliations: Golden State

## **ERIE BAYHAWKS**

110 E. 8th St.  
Erie, PA 16501  
Tel: (814) 790-5600, Fax: (814) 790-5608  
Media Relations: Matt Bresee  
Arena: Tullio Arena  
Affiliations: New York

## **FORT WAYNE MAD ANTS**

1910 St. Joe Center Rd., Suite 61  
Fort Wayne, IN 46825  
Tel: (260) 469-4667, Fax: (260) 469-4674  
Media Relations: Heidi Busch  
Arena: Allen County War Memorial Coliseum  
Affiliations: Detroit, Indiana, Milwaukee

## **IDAHO STAMPEDE**

233 S. Capitol Blvd., Suite 100  
Boise, ID 83702  
Tel: (208) 388-4667, Fax: (208) 388-3845  
Media Relations: Travis Tate  
Arena: Qwest Arena  
Affiliations: Portland, Denver, Utah

## **IOWA ENERGY**

730 3rd St.  
Des Moines, Iowa 50309  
Tel: (515) 462-2849, Fax: (515) 564-8551  
Media Relations: Melissa Neleman  
Arena: Wells Fargo Arena  
Affiliations: Chicago, New Orleans, Washington

## **LOS ANGELES D-FENDERS**

555 N. Nash St.  
El Segundo, CA 90245  
Tel: (310) 343-3100  
Media Relations: Daniel Ramirez  
Arena: Toyota Sports Center  
Affiliations: Los Angeles Lakers

## **MAINE RED CLAWS**

413 Congress St.  
Portland, ME 04101  
Tel: (207) 210-6655, Fax: (207) 210-6659  
Media Relations: Jana Spaulding  
Arena: Portland Exposition Building  
Affiliations: Boston, Charlotte, Philadelphia

## **RENO BIGHORNS**

250 Evans Ave.  
Reno, NV 89501  
Tel: (775) 284-2622, Fax: (775) 284-8622  
Media Relations: Zach O'Brien  
Arena: Reno Events Center  
Affiliations: Atlanta, Memphis, Sacramento

## **RIO GRANDE VALLEY VIPERS**

4500 N. 10th St., Suite 315  
McAllen, TX 78504  
Tel: (888) 748-6223, Fax: (956) 972-1150  
Media Relations: Shu Muthyala  
Arena: Dodge Arena  
Affiliation: Houston

## **SIoux FALLS SKYFORCE**

2131 S. Minnesota Ave.  
Sioux Falls, SD 57105  
Tel: (605) 332-0605, Fax: (605) 332-2305  
Media Relations: Brett Hansen  
Arena: Sioux Falls Arena  
Affiliations: Miami, Minnesota, Orlando

## **SPRINGFIELD ARMOR**

1 Monarch Pl., Suite 220  
Springfield, MA 01144  
Tel: (413) 746-3263, Fax: (413) 746-3262  
Media Relations: Eli Pearlstein  
Arena: MassMutual Center  
Affiliations: New Jersey

## **TEXAS LEGENDS**

2601 Avenue of the Stars, Suite 300  
Frisco, TX 75215  
Tel: (214) 469-0823, Fax: (214) 469-0823  
Media Relations: Jay Martin  
Arena: Dr. Pepper Arena  
Affiliation: Dallas

## **TULSA 66ERS**

2727 E. 21st St., Suite 500  
Tulsa, OK 74114  
Tel: (918) 585-8444, Fax: (918) 398-6930  
Media Relations: Mitch Heckart  
Arena: Tulsa Convention Center  
Affiliation: Oklahoma City

DRINKS  
LESS  
FUEL

40  
MPG<sup>HWY\*</sup>

SE with IFE Package



ALL-NEW FOCUS



Northwest Ford Stores  
[COMPAREFORD.COM](http://COMPAREFORD.COM)



Proud sponsors of the Portland Trail Blazers®

SPORTS



MEDIA

**BIG NAMES.  
BIG GAMES.**

**750 <sup>AM</sup> THE GAME**  
SPORTSRADIO

**The Play-by-Play Home of the  
Trail Blazers, Ducks,  
Timbers & Seahawks**

**TRAIL BLAZERS GAMES STREAMED ON  
750 THE GAME & 101.1 FM KXL**

**"TEXT "RIP CITY" TO "70491"  
TO JOIN THE 750 THE GAME  
RIP CITY TEXT CLUB"**

**PORTLAND'S SPORTS STATION - 750 AM**

750THEGAME.COM

# Trail Blazers Broadcasting Team



**Brian Wheeler**

## Radio Play-by-Play

Brian Wheeler enters his 14th season as the radio play-by-play voice of the Portland Trail Blazers. Wheeler's exciting style and trademark "BOOM-SHAKA-LAKA" dunk calls have endeared him to basketball fans throughout the Pacific Northwest. In addition to anchoring the Trail Blazers' radio coverage, he also is a host of talk shows and his very own "Wheels' World" segment on the team's flagship radio station, 750 AM The Game. He is also the regular co-host of the team's weekly radio, TV and internet show, "Trail Blazers' Courtside" along with Mike Barrett and Mike Rice. "Wheels" has never missed a broadcast in his Trail Blazers career, having called the play-by-play for 1,187 games entering this season. Wheeler is in his 28th year of broadcasting, and was named the Oregon Sportscaster of the Year for 2007

by the National Sportscasters and Sportswriters Association. Prior to joining the Trail Blazers, he spent three years as a member of the Kings' broadcast team in Sacramento, serving as the team's pre- and post-game show host as well as handling the play-by-play for a select number of games each season. He also had his own talk show on the team's flagship radio station. "Wheels" was also the original play-by-play voice on radio and television of the WNBA's Sacramento Monarchs. Before Sacramento, Wheeler spent two seasons working in Seattle as part of the Sonics' broadcast group and also hosted a daily talk show on their flagship radio station. Wheeler has NBA ties to Chicago, where he worked on the Bulls' radio broadcasts in their first championship season. "Wheels" got his start in broadcasting in Chicago, earning a broadcasting/communications degree from Loyola University. He then spent nine seasons as the basketball play-by-play announcer on both radio and TV for his alma mater. His extensive experience in the Windy City also included broadcast stints for the Chicago White Sox, Northwestern University and SportsChannel.



**Antonio Harvey**

## Radio Analyst

Former Trail Blazer Antonio Harvey returns to the Blazers Broadcasting team for a seventh season as radio analyst. He will be working alongside familiar play-by-play voice Brian Wheeler providing insightful commentary on the team, the NBA and the game of basketball. Harvey played for the Trail Blazers in 1999-00 and 2000-01, averaging 2.3 points and 1.5 rebounds in 31 games. He picked the Rose City as the place to raise his family after 10 years in the NBA. Harvey went undrafted, but saw action with the L.A. Lakers, L.A. Clippers, Vancouver, Seattle and Atlanta, as well as Portland before retiring in 2003. A native of Pascagoula, Miss., Harvey is a graduate of Pfeiffer University in North Carolina, where he majored in sociology and minored in psychology.

## Trail Blazers Radio Network

Portland.....**The Game 750\***  
 Portland (Spanish)...KGDD ....1520  
 Albany.....KLOO....1340  
 Astoria.....KCRX....102.3 FM  
 Baker City.....KBKR....1490  
 Bend.....KBND....1110  
 Burns.....KBNH....1230  
 Clatsop County.....KCRX....102.3 FM  
 Corvallis.....KLOO....1340  
 The Dalles.....KODL....1440  
 Eugene/Springfield...KPNW....1120

Hermiston.....KTIX.....1240  
 John Day.....KJDY.....1400  
 Kelso, Wash.....KLOG....1490  
 Klamath Falls.....KFLS....1450  
 La Grande.....KLBW....1450  
 Lebanon.....KLOO....1340  
 Lincoln City.....KBCH....1400  
 Longview, Wash.....KLOG....1490  
 Madras.....KRCO....690  
 Medford.....KEZX....730  
 Milton-Freewater.....KTIX.....1240

Newport.....KPNT.....1310  
 Pendleton.....KTIX.....1240  
 Prineville.....KRCO....690  
 Redmond.....KRCO....690  
 Roseburg.....KSKR....101.1 FM  
 Salem.....KYKN....1430  
 Sweet Home.....KLOO....1340  
 Tillamook.....KTIL....1590  
 Waldport.....KWDP....820

\* *Flagship Station*





**Mike Barrett**

## Television Play-by-Play

Mike Barrett is in his 12th season with the Trail Blazers, and ninth as the Trail Blazers' TV play-by-play broadcaster, calling all the team's television games on KGW-8 (NBC) and Comcast SportsNet. He worked his first two seasons with Steve "Snapper" Jones, and the last six with Mike Rice. In addition to his play-by-play duties, Barrett hosts the weekly show "Trail Blazers Courtside" with Rice and radio broadcaster Brian Wheeler, which airs year-round on Comcast SportsNet, the Trail Blazers Radio Network, and streams live on the team's website, trailblazers.com. He also writes a popular blog for trailblazers.com, which he started in 2005, and assists with video and audio content on the site. Barrett joined the Trail Blazers in 1999 and was hired to be the radio studio host, the TV pregame and halftime host, and hosted the 5th Quarter,

the radio post-game show. He also served as the editor of Rip City Magazine, the official publication of the Trail Blazers. Along with those duties, in the summer of 2000, Barrett became the play-by-play broadcaster on radio and television for the WNBA's Portland Fire, and continued in that role until the team disbanded after the 2003 season. A life-long Trail Blazers fan, Barrett grew up in Albany, Ore., and graduated from West Albany High, where last fall he was inducted into the school's athletic Hall of Fame. He graduated from Oregon State University in 1991, and soon after, got a job at KUIK-AM 1360 in Hillsboro, calling high school basketball games. In the spring of 1992, Barrett took a job as the Sports Director at KXL Newsradio 750 in Portland. One of his first assignments was covering the Blazers' 1992 run to the NBA Finals. While at KXL, he anchored the morning and afternoon sportscasts, and also joined the radio broadcast team for the University of Oregon football program, working the sidelines for the Ducks for eight seasons. Mike resides in Tualatin with his wife, Shelly. They have a son, Jack, and a daughter, Gabby.



**Mike Rice**

## Television Analyst

Veteran head basketball coach and basketball commentator Mike Rice, in his 22nd season on the Trail Blazers broadcasting team, marks his seventh year as the team's television color commentator on KGW-8 and Comcast SportsNet. Rice, who joined the Trail Blazers in 1991, has teamed with all three Portland radio personalities—first Bill Schonely, then Eddie Doucette and finally with Brian Wheeler for seven seasons before making the switch to television. Rice was an honorable mention All-America selection at Duquesne as a senior, when he led the Ducks to a third-place national ranking and an NIT invitation. Selected in the eighth round of the 1962 NBA Draft by the Detroit Pistons, he opted instead to pursue a career in coaching. After posting a 245-71 record (.773) in 13 years at the high school

level, Rice entered the college ranks in 1977 as an assistant coach at his alma mater. After being named head coach of the Ducks the next year, he guided them to a 62-49 (.559) record from 1978-1982. Rice went on to Youngstown State in 1982 after leading Duquesne to two NIT appearances and twice earning Eastern Eight "Coach of the Year" honors. During his five-year tenure there, the Penguins recorded one 20-win season and two second-place conference finishes. Twice his teams reached the title game in the Ohio Valley Conference tournament. Rice moved to the broadcast booth in 1987 as a college analyst for ESPN. A regular on ESPN's "Big Monday" lineup, he provided commentary for the games in the Big West as the primary analyst for the Western Athletic Conference. Rice has also worked women's NCAA regional championship games, the Division II championship game and high school all-star games. In 1989, he added broadcast duties with SportsChannel America as the primary analyst on its World Basketball League broadcasts. The WBL was familiar territory for Rice, who joined the Youngstown Pride in 1987 first as head coach, and later as director of basketball operations. His wife, Kathy, is a former Duquesne basketball player. The couple has two daughters, Susan and Stephanie, both graduates of Syracuse University, and a son, Mike, who played at Fordham University and is now the head coach at Rutgers University in New Jersey. Before that, the younger Mike was head coach of Robert Morris and has served on the staffs at Fordham, Marquette, Pittsburg, Niagara and St. Joseph's in Philadelphia.



# Trail Blazers Broadcasting Team



**Adam  
Bjaranson**

## Television Studio Host

Adam Bjaranson begins his second season as the Trail Blazers Television Studio Host in 2011-12, teaming up with Michael Holton for the Home Court pregame show, as well as the postgame show. In addition to those duties, Bjaranson also hosts a daily show on trailblazers.tv, the Trail Blazers' online digital network. Prior to joining the Trail Blazers, he spent nine years anchoring sports in the Portland market with both KPTV (FOX) and KGW (NBC). Bjaranson has won numerous awards for broadcasting excellence, including the Oregon Association of Broadcasters "Television Sports Announcer of the Year" in 2008, as well as the Associated Press Award for "Best Sportscast." The Warrenton, Ore., native's first taste of work in the NBA came as an intern for the Golden State Warriors radio network in 1995-96. Following that, he landed his first television job in Coos Bay, Ore., in 1997, before spending the next four years at KVEU-TV (ABC) in Kennewick, Wash. Bjaranson graduated from Portland State University in 1995, before heading down to San Francisco State University to hone his broadcast skills. He is involved in numerous charities, including Caddies 4 Cure and the NW Autism Foundation. During his free time, Bjaranson can be found on many of Oregon's incredible golf courses or collecting sports memorabilia. Bjaranson resides in Beaverton with his wife Lindsay, and their two beagles—Murphy and Oden.



**Michael  
Holton**

## Television Studio Analyst

Former Trail Blazer Michael Holton begins his fifth season with the Trail Blazers as an in-studio analyst. Prior to his role in the studio, Holton served as a radio analyst for the Trail Blazers and was also a color analyst for ESPN's coverage of NCAA basketball. In addition, Holton served as a co-host on 750 KXL's "Ducks Rewind," a weekly show analyzing Oregon Ducks men's basketball. Holton has also worked for NBC/KGW-TV and 1080 The Fan. After retiring from the NBA, Holton served as head coach of the University of Portland from 2001-06. Prior to that, Holton served as an assistant coach for Pasadena City College (1993-94), Oregon State University (1995-96) and UCLA (1996-01). Holton began his NBA career as a third-round selection by the Golden State Warriors in the 1983 NBA Draft but did not play until the 1984-85 season when he suited up for Phoenix. In six seasons, Holton played for the Suns, Bulls, Trail Blazers and Hornets. Holton played in 325 NBA games, averaging 6.2 points, 1.4 rebounds and 3.0 assists. Before beginning his professional career, the Seattle native earned his degree from UCLA, where he was a four-year letter winner for the basketball team from 1979-1983.

## Trail Blazers Television Network

Portland	.....	KGW (NBC)	.....	Channel 8 (HD 708)
Eugene	.....	KEVU (IND)	.....	Channel 23
Bend	.....	Bend Broadband	.....	Channel 39
Medford	.....	KFBI	.....	Channel 3
Statewide	.....	Comcast SportsNet	.....	Channel 37 (HD 737)
Seattle	.....	King Broadcasting	.....	Channel 5

*Check your local listings for the station nearest you*



ALL YOUR  
SPORTS ACTION!



MICHAEL BERK

JOE BECKER

JOHN CANZANO

# SPORTS SUNDAY

SUNDAYS AFTER FOOTBALL



WHERE THE NEWS COMES FIRST

KGW.COM | KGW.COM MOBILE | KGW 24/7



**Bill Schonely**

## Founding Broadcaster/Ambassador

"Mr. Rip City," aka Bill Schonely, is serving as the Trail Blazer family's Founding Broadcaster/Ambassador for the eighth year. "The Schonz," who was the voice of the Trail Blazers from their birth in 1970 through the 1998 playoffs, hosts "Blazers Flashbacks" on radio and "Memorable Moments" on Blazers television, looking back at the franchise's hallmark events, and serves in a variety of ways as the organization's ambassador to the community. In 2009 alone, the local legend was named Portland First Citizen by the Portland Metropolitan Association of Realtors, Grand Marshall of the Rose Festival Starlight Parade and had the "Bill's Kids Fund" established in his name by Providence Child Center to honor his longstanding dedication to and compassion for the medically fragile children who call the center home. The city of Portland declared April 3, 2010 a day of appreciation for Schonely. His 30 years behind the microphone was the second-longest tenure in the NBA to the late Chick Hearn, the legendary voice of the Lakers. A nominee for the prestigious Curt Gowdy Award at the Basketball Hall of Fame, Schonely's popularity has prompted the city councils and mayors of Portland, Vancouver, Wash., Lake Oswego and Gresham to pass resolutions calling for his inclusion into the Hall. Bill called his last Trail Blazers game on April 30, 1998, a first round playoff contest with the L.A. Lakers. The next two years he hosted Rip City TV specials and provided sideline commentary during BlazerVision telecasts at the Rose Garden. He was courtside calling the action when Portland played its first-ever preseason game on Sept. 24, 1970, in Longview, Wash., and over the next three decades did the play-by-play for 2,522 Trail Blazers contests home and away. With the Portland Beavers, Schonz was honored as Oregon's Sportscaster of the Year in 2003 by the National Sportscasters and Sportswriters Association. Nine years earlier, he was named Broadcaster of the Year by the Oregon Association of Broadcasters and three times has been honored as the state's Sportscaster of the Year by the OAB. In 1998, the OAB established an annual college scholarship in Schonely's name for aspiring sports broadcasters and writers. In 2002, he was inducted into the Oregon Sports Hall of Fame. A native of Norristown, Pa., he served in the Marine Corps and did a sports show for Armed Forces Radio overseas before going to work for radio station KVI in Seattle. He was the voice of the Seattle Totems hockey team in the Western Hockey League. He also did University of Washington football, Seattle Angels baseball, the Oakland Seals in the National Hockey League and Major League Baseball's Seattle Pilots. After the Pilots moved to Milwaukee in 1970, the Portland Trail Blazers came calling. Schonely is involved in helping support numerous charitable causes, including the American Heart Association, Life Flight and the Cystic Fibrosis Foundation, and is a board member of the Providence Child Care Center Foundation. Bill and his wife, Dottie, live in Charbonneau.



Brian Wheeler (right) and Antonio Harvey (left) will continue the tradition of "The Schonz" as the voice of the Trail Blazers. The duo will broadcast all 66 regular-season games, in addition to the preseason.

# GAME ON.



- ▶ **53 GAMES**  
IN HIGH DEFINITION
- ▶ **RIP CITY LIVE**  
BEFORE ALL HOME GAMES
- ▶ **TALKIN' BALL**  
AFTER EVERY GAME

**comcast**  
**SPORTSNET**

HOME OF THE TRAIL BLAZERS

[CSNNW.COM](http://CSNNW.COM)

# Trail Blazers Television Schedule

## Trail Blazers on KGW

<b>Mon. Dec. 26</b>	<b>Philadelphia</b> .....7:00	Sun. Mar. 18	Oklahoma City	6:30
<b>Thur. Dec. 29</b>	<b>Denver</b> .....7:00	Fri. Mar. 23	L.A. Lakers	7:30
Fri. Jan. 6	Phoenix.....7:30	<b>Tues. Mar. 27</b>	<b>Oklahoma City</b>	<b>7:00</b>
<b>Wed. Jan. 11</b>	<b>Orlando</b> .....7:00	<b>Wed. Apr. 11</b>	<b>Golden State</b> .....7:30	
Wed. Jan. 25	Golden State.....7:30	<b>Wed. Apr. 18</b>	<b>Utah</b> .....7:00	
<b>Sat. Feb. 4</b>	<b>Denver</b> .....7:00	<i>Home games in bold</i>		



## Trail Blazers on CSN

<b>*Mon. Dec. 19</b>	<b>Utah</b> .....7:00	<b>Wed. Feb. 8</b>	<b>Houston</b> .....7:00	Fri. Mar. 30	L.A. Clippers	7:30	
<b>*Wed. Dec. 21</b>	<b>Utah</b> .....6:00	Fri. Feb. 10	New Orleans	5:00	<b>Sun. Apr. 1</b>	<b>Minnesota</b> .....6:00	
<b>Tues. Dec. 27</b>	<b>Sacramento</b> .....7:00	Sat. Feb. 11	Dallas	5:30	<b>Mon. Apr. 2</b>	<b>Utah</b> .....7:00	
Sun. Jan. 1	L.A. Clippers	<b>Tues. Feb. 14</b>	<b>Washington</b> .....7:00	<b>Wed. Apr. 4</b>	<b>New Jersey</b> .....7:00		
Tues. Jan. 3	Oklahoma City	Wed. Feb. 15	Golden State	7:00	Fri. Apr. 6	Dallas	5:30
<b>Sun. Jan. 8</b>	<b>Cleveland</b> .....6:00	<b>Sat. Feb. 18</b>	<b>Atlanta</b> .....7:00	Sat. Apr. 7	Milwaukee	5:30	
<b>Tues. Jan. 10</b>	<b>L.A. Clippers</b> .....7:00	<b>Tues. Feb. 21</b>	<b>San Antonio</b> .....7:00	<b>Mon. Apr. 9</b>	<b>Houston</b> .....7:00		
Fri. Jan. 13	San Antonio	Wed. Feb. 29	Denver	6:00	<b>Fri. Apr. 13</b>	<b>Dallas</b> .....7:30	
Sat. Jan. 14	Houston	<b>Sat. Mar. 3</b>	<b>Minnesota</b> .....7:00	Sun. Apr. 15	Sacramento	3:00	
Mon. Jan. 16	New Orleans	<b>Mon. Mar. 5</b>	<b>New Orleans</b> .....7:00	Mon. Apr. 16	Phoenix	7:00	
Wed. Jan. 18	Atlanta	Wed. Mar. 7	Minnesota	5:00	Sat. Apr. 21	Memphis	5:00
Fri. Jan. 20	Toronto	Fri. Mar. 9	Boston	4:30	Mon. Apr. 23	San Antonio	5:30
Sat. Jan. 21	Detroit	Sat. Mar. 10	Washington	4:00	Thur. Apr. 26	Utah	5:00
<b>Mon. Jan. 23</b>	<b>Sacramento</b> .....7:00	Tues. Mar. 13	Indiana	4:00	<i>Home games in bold</i>		
<b>Tues. Jan. 24</b>	<b>Memphis</b> .....7:00	Wed. Mar. 14	New York	4:30			
<b>Fri. Jan. 27</b>	<b>Phoenix</b> .....7:00	Fri. Mar. 16	Chicago	5:00			
Mon. Jan. 30	Utah	<b>Tues. Mar. 20</b>	<b>Milwaukee</b> .....7:00				
<b>Wed. Feb. 1</b>	<b>Charlotte</b> .....7:00	<b>Thur. Mar. 22</b>	<b>Memphis</b> .....7:00				
Thur. Feb. 2	Sacramento	<b>Sun. Mar. 25</b>	<b>Golden State</b> .....6:00				
<b>Mon. Feb. 6</b>	<b>Oklahoma City</b> 7:00	<b>Thur. Mar. 29</b>	<b>New Orleans</b> ...7:00				



Play-by-play announcer Mike Barrett (left) and analyst Mike Rice (right) were joined on-air by NBA Commissioner David Stern during a broadcast.





# After The Final Buzzer, there is The Bell.®

Taco Bell® is a proud sponsor of  
the Portland Trail Blazers.



# ON THE TRAIL BLAZERS BEAT



**Jason Quick**  
[ OREGONIAN ]



**Joe Freeman**  
[ OREGONIAN ]



**Matt Calkins**  
[ COLUMBIAN ]




**Kerry Eggers**  
[ PORTLAND TRIBUNE ]



**John Canzano**  
[ OREGONIAN ]



**Anne Peterson**  
[ ASSOCIATED PRESS ]



**Michael Berk**  
[ KGW ]



**Joe Becker**  
[ KGW ]



**Katy Brown**  
[ KATU ]



**Craig Birnbach**  
[ KATU ]



**Dan Christopherson**  
[ KOIN ]



**Dan Sheldon**  
[ KPTV ]



**Ian Furness**  
[ CSN ]



**Dwight Jaynes**  
[ CSN ]



**Jay Allen**  
[ 750 THE GAME ]



**Chad Doing**  
[ 750 THE GAME ]



**Isaac Ropp**  
[ KFXN ]



**Jason Scukanec**  
[ KFXN ]



**Scott Lynn**  
[ KEX ]



**Ron Callan**  
[ KPAM ]



**Jim Taylor**

## Senior Director, Communications

Jim Taylor begins his 14th overall season with the Trail Blazers after being promoted to senior director of communications in 2010. Taylor is one of the primary media contacts for the organization and basketball personnel. In addition to overseeing the day-to-day and game night media operations, Taylor helps facilitate interviews, appearances, media events and the dissemination of Trail Blazers news and information. Taylor works across other departments assisting in the development and execution of the Trail Blazers' integrated marketing plans and communications initiatives. Taylor previously worked for the team as director of corporate communications from 1991-98, and website content manager from 2005-07. Between his tenures with the organization, Taylor served as the venue director for the 1999 FIFA Women's World Cup before becoming the general manager of the Portland Timbers soccer team, a position he held for five years. A native of Vancouver, Wash., Taylor graduated from Hudson's Bay High School, Mt. Hood Community College and Oregon State University. Jim and his wife, Kippie, are the parents of two teenage daughters, Ali and Zoe, and reside in Vancouver, Wash.



**Ian Jaquiss**

## Director, Community Programs

Ian Jaquiss begins his second season as Director of Community Programs and fifth with the Trail Blazers. Jaquiss is primarily responsible for organizing, scheduling and executing programs that engage and involve getting the team and the company into the community. Additionally, he coordinates fundraising events for the **make it better foundation**, including auctions and galas. Jaquiss is also responsible for scheduling and organizing Trail Blazers youth basketball camps. Prior to coming to the Trail Blazers, Jaquiss was the executive director of Oregon Disability Sports, a non-profit organization that promotes sports for people with physical disabilities. While at ODS, Jaquiss developed, played for and coached a number of wheelchair basketball teams, including the Portland Wheel Blazers, the National Wheelchair Basketball Association's NBA affiliate. Jaquiss graduated from the University of Southern California and the Cumberland School of Law. Jaquiss and his wife, Shawn, live in southeast Portland with their daughter, Lily, and her two rabbits.



**Collin Romer**

## Manager, Sports Communications

Collin Romer enters his seventh season with the Trail Blazers in 2011-12. In his role as sports communications manager, Romer serves as a primary media contact for the team and basketball personnel. He oversees the production of game notes, the media guide, press releases and statistical records. Romer also manages the team's game night stats crew, media room crew and intern program. Prior to joining the Trail Blazers in 2005, he spent three seasons as media relations manager for the Portland Timbers soccer team and Portland Beavers Triple-A baseball team at what is now Jeld-Wen Field. Romer was previously a member of the Trail Blazers' game night media room crew during the 2002-03 campaign. A northeast Portland native who attended the city's Grant High School, he is a 2002 graduate of the University of Oregon's School of Journalism and Communication. Collin and his wife, Breanna, live in Portland with their mutt, Ralphie.







**Kris  
Koivisto**

## Coordinator, Corporate Communications

The 2011-12 campaign marks Kris Koivisto's fifth season with the Trail Blazers. In his role as corporate communications coordinator, Koivisto is the primary media contact for business and sustainability-related information. He also oversees internal communications for the company, works cross-departmentally to help carry out marketing and communications initiatives, contributes to the organization's social media and digital communications efforts and assists the sports communications staff. The Western Oregon University product began his PR career as the Trail Blazers' sports communications intern shortly after Portland won the NBA Draft Lottery in 2007. He was introduced to the company as an interactive marketing intern prior to making the switch to PR. A native of Clackamas, Ore., he and his wife, Chrystal, currently live with their son, Kris Jr., and rescue dog, Sammie, in southeast Portland.



**Aaron  
Grossman**

## Coordinator, Communications

Aaron Grossman enters his fourth year with the Trail Blazers and second season as communications coordinator. In his current role, Grossman drives the content for many of the team's publications, including media guides, Rip City Magazine and the Trail Blazers Yearbook. He manages the scheduling of community appearances by the team, alumni and other basketball personnel. Grossman also supports the sports communications function by writing press releases and assisting with interviews and statistical records. In 2008, Grossman graduated from the School of Journalism and Communication at the University of Oregon, where he worked three years as a student assistant in the athletic department's media services office. A graduate of Beaverton's Southridge High School, Grossman spent time as an intern at Nike, Columbia Sportswear and OregonLive.com before joining the Trail Blazers. Aaron and his fiancé, Nghi, live in Southwest Portland.



**Chuck  
Charnquist**

## Historian/Archivist, Communications

As the Trail Blazers enter their 42nd season, team historian and archivist Chuck Charnquist has been there every step of the way. Hired to help run the team's inaugural rookie camp in June of 1970, Charnquist was then charged with managing the stats crew and has been a part of the team ever since. A graduate of Portland's Benson High School, he got his start keeping score for the basketball team and continued as a student sports information director at Lewis & Clark College, where he published his first media guide in 1952. Upon graduation, Charnquist worked in newspapers for 10 years, including a stint in the Oregonian sports department. He was the SID at Portland State for three years in the 1960s before becoming the director of public information at Lewis & Clark for the next 19 years. As Charnquist continued to manage the media room and stats crew at the Memorial Coliseum, he also wrote game notes and produced the team's media guide for a number of years in the 1990s. Along with his current duties as media

room manager on game nights, he is responsible for preserving and organizing the history of the franchise as team historian and archivist. Chuck and his wife, Carol, have a grown son and daughter, and one grandchild.



SPECIES  
Trail Cat

ADOPTED  
Spring 2002

BIRTHPLACE  
Mt. Hood, Oregon



#### ROLE MODEL

Tigger (another fun loving, one of a kind feline!)

---

#### BEST FRIENDS

Trail Blazers, BlazerDancers, and Trail Blazer Fans everywhere.

---

#### FAVORITE THINGS TO DO

Cheer for the Trail Blazers, dance, go crazy and read every night before going to bed.

---

#### FAVORITE MUSICIANS

The Stray Cats, John Cougar Mellencamp, Cat Stevens, and the Animals.

---

#### FAVORITE MOVIES

The Lion King, Born Free, The Pink Panther, and Fast and the Furry-ous.

---

#### FAVORITE FOODS

Laker fans (kinda chewy... taste like chicken), Chalupas, and pan seared sea bass.

---


#### PET PEEVES

Tail pullers, leash laws, fur balls, and trips to the vet.

Fun is my business...and business is good! | [trailblazers.com](http://trailblazers.com)

[Click here to return to table of contents](#)

# BLAZERDANCERS



Amanda



CaMicha



Cristi



Eri



Greta



JennaLea



Kelly



Kimberly



Leisel



Lisa



Michelle



Rachel



Rea



Stephanie



Taren



Veronica

# SLAM DUNK SAVINGS!

# Stark's vacuums

THE LARGEST SELECTION  
OF VACUUMS

WE SERVICE ALL BRANDS  
LOW PRICE GUARANTEE



**10% OFF**  
ANY REGULARLY PRICED  
VACUUM IN STOCK

NOT VALID WITH ANY OTHER OFFERS OR PRIOR PURCHASE.

**BUY 2 GET 1 FREE**  
BUY ANY TWO PACKAGES OF BAGS AND  
RECEIVE A THIRD PACKAGE FREE

WITH COUPON. OF EQUAL OR LESSER VALUE.

**PORTLAND**  
107 NE GRAND AVE.  
503.232.4101

OR  
800.230.4101

[WWW.STARKS.COM](http://WWW.STARKS.COM)

BEAVERTON • 503.626.3699  
12920 SW CANYON RD.

CLACKAMAS • 503.654.1517  
CLACKAMAS CORNER

SHERWOOD • 503.625.2958  
16074 SW TUALATIN-SHERWOOD RD.

E. VANCOUVER • 360.567.0444  
SE 160TH & MILL PLAIN

GRESHAM • 503.661.0128  
240 NW DIVISION

MONTAVILLA • 503.251.6912  
8326 SE STARK ST.

HILLSBORO • 503.648.5493  
2139 NE CORNELL RD.

BEND • 541.323.3011  
HWY 20E & DEAN SWIFT RD.

# STUNT TEAM



Adam



AJ



Andrea




Brandon



Brett



Carrie



Cody




Dani




Donnie




Eric



Hector




Jaime




Jenny




Jordyn




Julie



Kevin




Kim




Madisen




Matt



Phil



Samantha



Shay



Coach Linus

# make it better

 PORTLAND TRAIL BLAZERS

## CHRIS DUDLEY

Chris Dudley spent several of his 16 years in the league with the Trail Blazers, ending his career in Portland in 2003. Thanks to his work in the community, including the work he has done with the Chris Dudley Foundation, Chris has received many awards including the J. Walter Kennedy Citizenship Award in 1996, the USA Today's Most Caring Athlete Award in 1997, and the Non-Partisan Award personally presented by President Bush.



## HARRY GLICKMAN

In 1970, Harry Glickman teamed with investors to win an expansion team with the NBA, making the Portland Trail Blazers the first major-league sports franchise in the Pacific Northwest. Glickman served as executive vice president of the team for years before assuming his role as the team's first president in 1987, and continues as the team's president emeritus today.

## BRIAN GRANT

After finishing his collegiate career at Xavier as the school's second-leading scorer, Brian was drafted by the Sacramento Kings in 1994. He played 12 seasons in the NBA with Sacramento, Portland, Miami, LA Lakers and Phoenix. He was named to the First Team All-Rookie in 1994-95 as a member of the Sacramento Kings. In 1999, he was awarded the J. Walter Kennedy Citizenship Award for meritorious community service. Brian and his family now reside in the Portland area.





# TRAIL BLAZERS AMBASSADORS

## JEROME KERSEY

Jerome Kersey was part of the strong early 90's Portland nucleus that led the team to the NBA Finals in 1990 and 1992, also landing him at the top of many of Portland's career high categories at the time of his leaving in 1995. After retiring from professional basketball in 2001, Kersey served as Director of Player Programs for the Trail Blazers and assistant coach for the Bucks before returning to Portland where he currently resides.



## DALE SCHLUETER

A Pacific Northwest native, Dale Schlueter was drafted out of Colorado State by the San Francisco Warriors in 1967 before being acquired by the newly established Portland Trail Blazers franchise, where he was one of the team's first centers. Schlueter retired from professional sports in 1978, but has remained active as a member of the Trail Blazers family through his work in the community.

## KEVIN DUCKWORTH MEMORIAL SCHOLARSHIP FUND

In keeping with Kevin's legacy of generosity, the Trail Blazers established the Kevin Duckworth Memorial Scholarship Fund. For more information or to make a tax-deductible donation, visit [trailblazers.com/makeitbetter](http://trailblazers.com/makeitbetter).





# WE'RE IN YOUR NEIGHBORHOOD



**Tires**

**LES SCHWAB**

**TIRES | WHEELS | BATTERIES | BRAKES | ALIGNMENT  
SHOCKS | LIFTING | LOWERING | ATV TIRES**

For over 59 years Les Schwab Tire Centers have been committed to providing the best products and services to our customers. With over 425 stores throughout the West there's a Les Schwab Tire Center near you to take care of all your driving needs.


**WWW.LESSCHWAB.COM**





**KGDD**  
**1520 AM**

*con la cobertura  
de los mejores partidos  
de tus deportes favoritos, y de los  
**PORTLAND TRAIL BLAZERS***





# PRACTICE FACILITY



## About the Facility

The Portland Trail Blazers Practice Facility is located 15 minutes from downtown Portland. The facility, which opened in 1999, is one of the top training centers in the National Basketball Association. Measuring 34,000 square feet, the facility is one of the largest of its kind and encompasses two full-sized basketball courts, two spacious locker rooms, basketball operations staff offices, a state-of-the-art video workroom and complete training and weight room facilities, including large therapeutic pools. The facility, which is open 24/7, 365 days a year to our players, also includes a lounge, kitchen, conference room and media work room.

## Directions to the Trail Blazers Practice Facility

### From downtown Portland:

- Take I-5 South, approx. 10 miles
- Take exit 290 for Lower Boones Ferry Road toward Durham, 0.2 miles
- Turn right at Lowers Boones Ferry Road, 0.1 miles
- Turn left at SW Lower Boones Ferry Road, 0.5 miles
- Turn left at SW Childs Road, 0.1 miles



**7325 SW Childs Rd., Portland, OR 97224**

**503-797-9999**

[Click here to return to table of contents](#)

# ROSE GARDEN ARENA



## [ One Center Court Portland, OR 97227 ]

### **I-5 NORTHBOUND**

Take the Rose Quarter Exit, left on Broadway (2nd light), left on Vancouver Ave. (2nd light), proceed straight, enter parking garages as directed.

or

Take City Center Exit (before Marquam Bridge), proceed North on Front Street (Naito Parkway) over the Steel Bridge, left on Interstate Ave. (1st light), enter parking garages as directed.

or

Take I-405 Exit to Everett St. Exit, right on Everett St., proceed over Steel Bridge, left on Interstate Ave. (1st light), enter parking garages as directed.

### **I-5 SOUTHBOUND**

Take Rose Quarter Exit, proceed straight through 2 lights, enter parking garages as directed.

### **I-205 NORTHBOUND**

Take I-205 North to the City Center/I-84 West Exit and follow the I-84 Westbound directions.

### **I-205 SOUTHBOUND**

Take I-205 South to the City Center/I-84 West Exit and follow the I-84 Westbound directions.

### **I-84 WESTBOUND**

Follow signs to I-5 N Seattle, take Rose Quarter exit, cross Max tracks, left on Multnomah (2nd light), right on Interstate (3rd light), enter parking garages as directed.

### **HWY 26 EASTBOUND**

Take I-405 North/Seattle exit, take Everett St. Exit, exit right on Everett St., proceed straight over Steel Bridge, left on Interstate Ave. (1st light), enter parking garages as directed.

or

Take I-405 North exit proceed to I-5 South exit, from I-5 South take Rose Quarter Exit, proceed straight through 2 lights, enter parking garages as directed.

or

Take I-405 South exit, proceed to I-5 North, from I-5 North take the Rose Quarter Exit, left on Broadway (2nd light), left on Vancouver Ave. (2nd light), proceed straight, enter parking garages as directed.

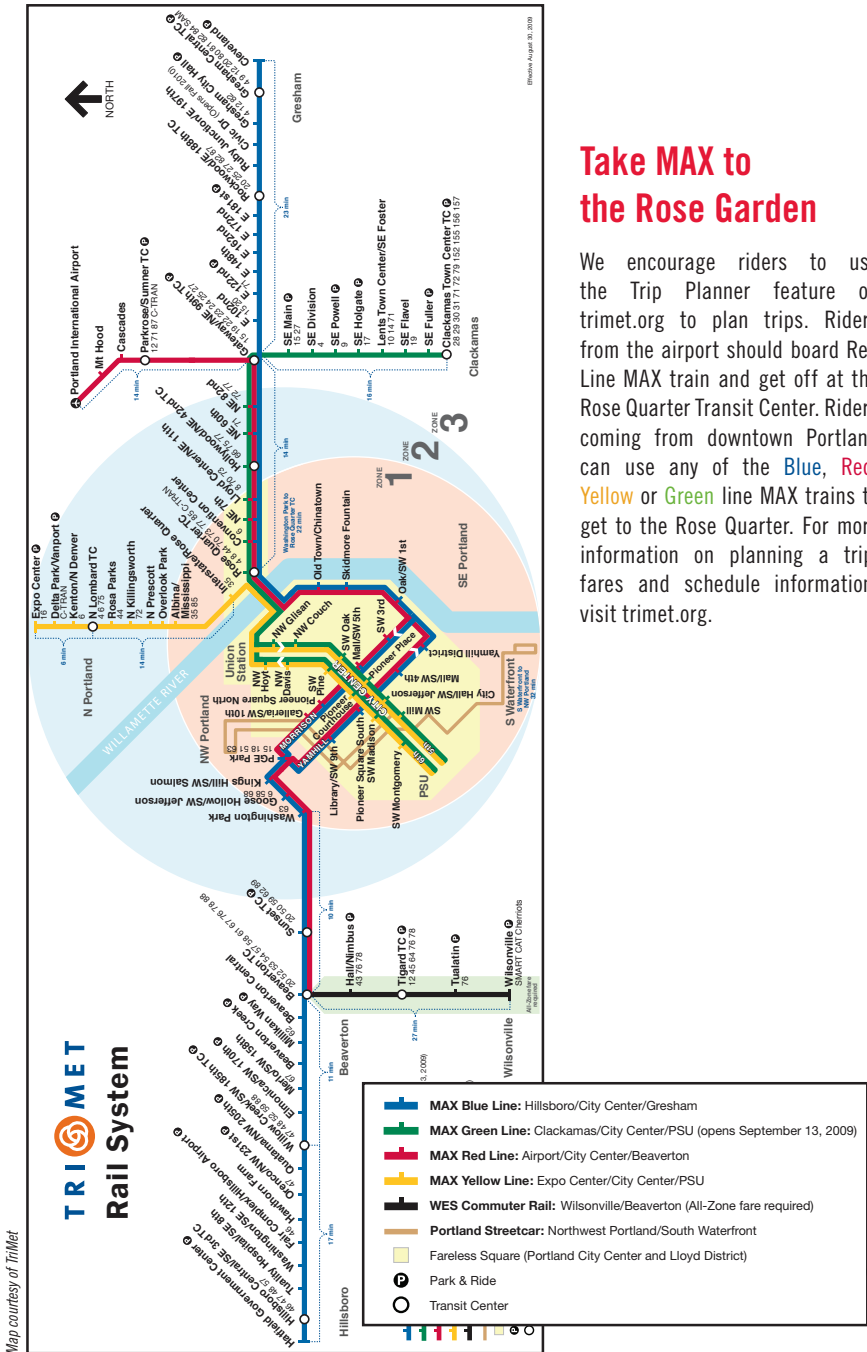


# PUBLIC TRANSPORTATION



## Take MAX to the Rose Garden

We encourage riders to use the Trip Planner feature on [trimet.org](http://trimet.org) to plan trips. Riders from the airport should board Red Line MAX train and get off at the Rose Quarter Transit Center. Riders coming from downtown Portland can use any of the Blue, Red, Yellow or Green line MAX trains to get to the Rose Quarter. For more information on planning a trip, fares and schedule information, visit [trimet.org](http://trimet.org).



Map courtesy of TriMet

**“Keep Portland Weird” is a phrase used around the Trail Blazers’ hometown of Portland, Oregon to remind citizens of the state’s largest city not to forget their strange and eccentric roots.**

# KEEP PORTLAND WEIRD!

**Powell’s City of Books, occupying an entire city block, is the world’s largest independent bookstore.**

Portland was a coin flip away from being named Boston.

**More Asian elephants (27 to date) have been born in Portland than in any other North American city.**

Portland is home to the world’s smallest dedicated park: Mill Ends Park, a mere 24 inches (61 centimeters) across.

**Portland and Bend, Oregon are the only cities in the contiguous U.S. with extinct volcanoes in their boundaries.**

There is no sales tax in Oregon.

**Portland is the beer capital of the world, with 32 breweries inside the city’s limits — that’s more than any other city on the planet. If you count the entire metro area, the number jumps to 38.**

Many of the characters in The Simpsons are named after streets and locations in Portland, Simpsons creator Matt Groening’s hometown.

**More Portlanders bike to work than anywhere else – 3.5% compared to a national average of 0.4%.**

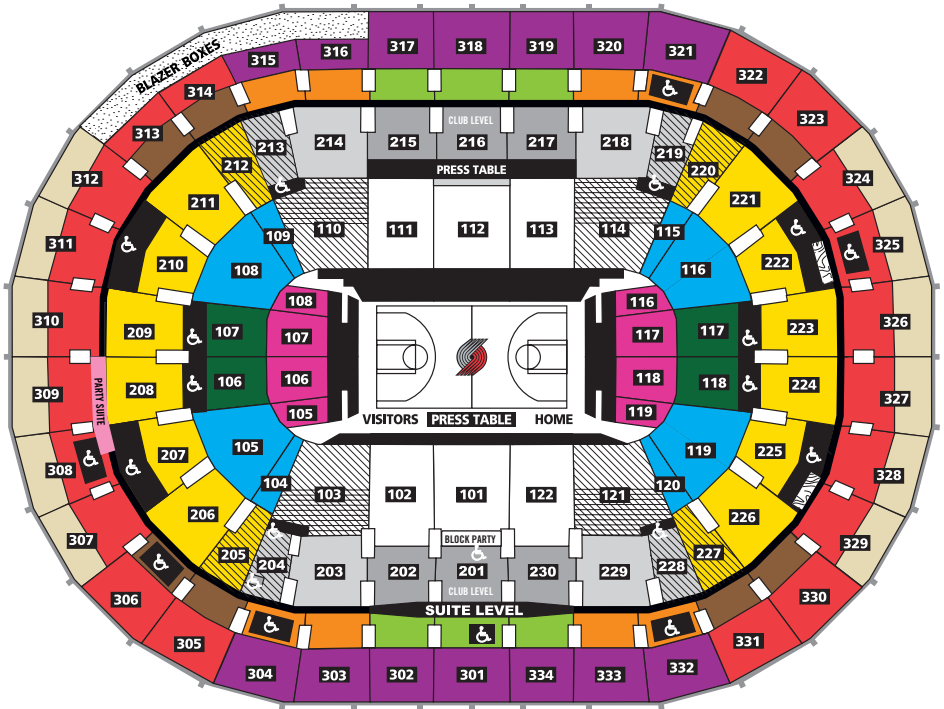
The world’s largest Naked Bike Ride is staged in the Rose City.

**Oregon is one of just two states in which residents — and visitors — enjoy the luxury of always having their gas pumped for them. It’s the law!**





# ROSE GARDEN SEATING



For Tickets call: **503-797-9600**  
or visit: **trailblazers.com**



The Rose Garden is accessible to people with disabilities. For Accessible Seating, call 503-797-9600 / TTY 503-232-8011

# TRAIL BLAZERS SEASON SCHEDULE



## DECEMBER 2011

SUN	MON	TUE	WED	THU	FRI	SAT
				1	2	3
4	5	6	7	8	9	10
11	12	13	14	15	16	17
18	PRE 19 @UTAH CSN 7:00		PRE 21 @UTAH CSN 6:00	22	23	24
25	26 PHI KGW 7:00	27 SAC CSN 7:00	28	29 DEN KGW 7:00	30	31

## JANUARY 2012

SUN	MON	TUE	WED	THU	FRI	SAT
@LAC CSN 6:30	2	3 @OKC CSN 5:00	4	5 LAL TNT 7:30	6 @PHO KGW 7:30	7
8 CLE CSN 6:00	9	10 LAC CSN 7:00	11 ORL KGW 7:00	12	13 @SA CSN 5:30	14 @HOU CSN 5:00
15	16 @NO CSN 12:00	17	18 @ATL CSN 5:00	19	20 @TOR CSN 4:00	21 @DET CSN 4:30
22	23 SAC CSN 7:00	24 MEM CSN 7:00	25 @GS KGW 7:30	26	27 PHO CSN 7:00	28
29	30 @UTAH CSN 6:00	31				

## FEBRUARY 2012

SUN	MON	TUE	WED	THU	FRI	SAT
			1 CHA CSN 7:00	2 @SAC CSN 7:00	3	4 DEN KGW 7:00
5	6 OKC CSN 7:00	7	8 HOU CSN 7:00	9	10 @NO CSN 5:00	11 @DAL CSN 5:30
12	13	14 WAS CSN 7:00	15 @GS CSN 7:00	16 LAC TNT 7:30	17	18 ATL CSN 7:00
19	20 @LAL TNT 7:30	21 SA CSN 7:00	22	23	24 ALLSTAR	25 ALLSTAR
26 ALLSTAR	27	28	29 @DEN CSN 6:00			

## MARCH 2012

SUN	MON	TUE	WED	THU	FRI	SAT
				1 MIA TNT 7:30	2	3 MIN CSN 7:00
4	5 NO CSN 7:00	6	7 @MIN CSN 5:00	8	9 @BOS CSN 4:30	10 @WAS CSN 4:00
11	12	13 @IND CSN 4:00	14 @NY CSN 4:30	15	16 @CHI CSN 5:00	17
18 @OKC KGW 6:30	19	20 MIL CSN 7:00	21	22 MEM CSN 7:00	23 @LAL KGW 7:30	24
25 GS CSN 6:00	26	27 OKC KGW 7:00	28	29 NO CSN 7:00	30 @LAC CSN 7:30	31

## APRIL 2012

SUN	MON	TUE	WED	THU	FRI	SAT
1 MIN CSN 6:00	2 UTAH CSN 7:00	3	4 NJ	5	6 @DAL CSN 5:30	7 @MIL CSN 5:30
8	9 HOU CSN 7:00	10	11 GS KGW 7:30	12	13 DAL CSN 7:30	14
15 @SAC CSN 3:00	16 @PHO CSN 7:00	17	18 UTAH KGW 7:30	19	20 @MEM CSN 5:00	21
22	23 @SA CSN 5:30	24	25	26 @UTAH CSN 5:00	27	28
29	30					

ALL TIMES PM UNLESS OTHERWISE NOTED  
ALL TIMES PACIFIC

■ HOME GAMES

■ AWAY GAMES

KGW NEWS CHANNEL 8 CSN COMCAST SPORTSNET  
TNT NATIONAL TV

Visit [trailblazers.com](http://trailblazers.com) for channel listings

- ALL TIMES PM UNLESS OTHERWISE NOTED
- ALL TIMES PACIFIC

# BI-MART

JUST RIGHT

Visit Bi-Mart to find out how we are **JUST RIGHT** for you. Bi-Mart is stocked full of over 40,000 name-brand items, specially picked to fit your Northwest lifestyle and your pocketbook. Stop by your neighborhood Bi-Mart to discover the great ways you can save today!

## Owners Choice Special Values

These special discount items are available for two months and are some of the best values we can offer. Look for Owner's Choice signs at your store or go online to see the current discounts at [www.bimart.com](http://www.bimart.com).

## Lucky Number Tuesday

1 in 10 are winners each week with over \$900,000 worth of prizes given away every year! If your membership card number matches the posted number, you win! You can check online at [www.bimart.com](http://www.bimart.com) for the great prizes being given away each week!



## 19 Portland Area Bi-Marts to Serve You!

**ALOHA** 5975 S.W. 185th Ave.  
**BEAVERTON** 4750 SW Western Ave.  
**DAMASCUS** 20000 S.E. Hwy 212  
**FOREST GROVE** 3225 Pacific Ave.  
**GRESHAM** 2800 N.E. Hogan Dr.  
**HILLSBORO** 2075 S.E. Tualatin Valley Hwy.  
**McMINNVILLE** 1635 S. Baker

**MOLALLA** 514 West Main  
**NEWBERG** 2900 Haworth  
**OREGON CITY** 1813 Molalla Ave.  
**PORTLAND** (Meadowland) 17108 S.E. Powell  
**PORTLAND** (Halsey) 12321 N.E. Halsey  
**PORTLAND** (Woodstock) 4315 S.E. Woodstock  
**SANDY** 36859 Hwy 26

**TIGARD** 13500 S.W. Pacific Hwy., #70  
**WOODBURN** 1600 Mt. Hood Ave.  
**ORCHARDS** 11912 N.E. Fourth Plain Blvd.  
**VANCOUVER** 2601 Falk Rd.  
**WASHOUGAL** 3003 Addy St.  
visit [www.bimart.com](http://www.bimart.com) for more information and to see our current ads



**GREAT TIMES  
ARE WAITING**



Official Beer  
Partner

**ENJOY RESPONSIBLY**

©2011 Anheuser-Busch, Budweiser® Beer, St. Louis, MO  
The NBA and individual NBA member team identifications are the intellectual property of NBA Properties, Inc. and the respective NBA member teams. ©2011 NBA Properties, Inc. All rights reserved.