

This is a repository copy of *Risperidone versus placebo for schizophrenia*.

White Rose Research Online URL for this paper:

<https://eprints.whiterose.ac.uk/134704/>

Version: Published Version

---

**Article:**

Rattehalli, Ranganath, Zhao, Sai, Li, Bao Guo et al. (3 more authors) (2016) Risperidone versus placebo for schizophrenia. Cochrane Database of Systematic Reviews. CD006918. ISSN 1469-493X

<https://doi.org/10.1002/14651858.CD006918.pub3>

---

**Reuse**

Items deposited in White Rose Research Online are protected by copyright, with all rights reserved unless indicated otherwise. They may be downloaded and/or printed for private study, or other acts as permitted by national copyright laws. The publisher or other rights holders may allow further reproduction and re-use of the full text version. This is indicated by the licence information on the White Rose Research Online record for the item.

**Takedown**

If you consider content in White Rose Research Online to be in breach of UK law, please notify us by emailing [eprints@whiterose.ac.uk](mailto:eprints@whiterose.ac.uk) including the URL of the record and the reason for the withdrawal request.



**Cochrane**  
**Library**

Cochrane Database of Systematic Reviews

## Risperidone versus placebo for schizophrenia (Review)

Ratthalli RD, Zhao S, Li BG, Jayaram MB, Xia J, Sampson S

Ratthalli RD, Zhao S, Li BG, Jayaram MB, Xia J, Sampson S.

Risperidone versus placebo for schizophrenia.

*Cochrane Database of Systematic Reviews* 2016, Issue 12. Art. No.: CD006918.

DOI: 10.1002/14651858.CD006918.pub3.

[www.cochranelibrary.com](http://www.cochranelibrary.com)

---

Risperidone versus placebo for schizophrenia (Review)

Copyright © 2016 The Cochrane Collaboration. Published by John Wiley & Sons, Ltd.

**WILEY**

## TABLE OF CONTENTS

HEADER . . . . .	1
ABSTRACT . . . . .	1
PLAIN LANGUAGE SUMMARY . . . . .	2
SUMMARY OF FINDINGS FOR THE MAIN COMPARISON . . . . .	3
BACKGROUND . . . . .	5
Figure 1. . . . .	5
OBJECTIVES . . . . .	6
METHODS . . . . .	6
RESULTS . . . . .	11
Figure 2. . . . .	12
Figure 3. . . . .	16
Figure 4. . . . .	17
ADDITIONAL SUMMARY OF FINDINGS . . . . .	31
DISCUSSION . . . . .	33
AUTHORS' CONCLUSIONS . . . . .	34
ACKNOWLEDGEMENTS . . . . .	35
REFERENCES . . . . .	35
CHARACTERISTICS OF STUDIES . . . . .	55
DATA AND ANALYSES . . . . .	90
Analysis 1.1. Comparison 1 RISPERIDONE vs PLACEBO, Outcome 1 Mental state: no clinically significant response in psychotic symptoms (defined by various scale total score change) - short term (up to 12 weeks). . . . .	98
Analysis 1.2. Comparison 1 RISPERIDONE vs PLACEBO, Outcome 2 Leaving the study early - short term (up to 12 weeks). . . . .	99
Analysis 1.3. Comparison 1 RISPERIDONE vs PLACEBO, Outcome 3 Global state: 1. average endpoint scores of CGI severity scale (high=poor) - short term (up to 12 weeks). . . . .	103
Analysis 1.4. Comparison 1 RISPERIDONE vs PLACEBO, Outcome 4 Global state: 2. no significant clinical improvement CGI - short term (up to 12 weeks). . . . .	104
Analysis 1.5. Comparison 1 RISPERIDONE vs PLACEBO, Outcome 5 Global state: 3. needing additional medication - short term (up to 12 weeks). . . . .	105
Analysis 1.6. Comparison 1 RISPERIDONE vs PLACEBO, Outcome 6 Mental state: 1. average endpoint scores on various scales on psychotic symptoms (high=poor) - short term (up to 12 weeks). . . . .	107
Analysis 1.8. Comparison 1 RISPERIDONE vs PLACEBO, Outcome 8 Adverse effects: 1a. extrapyramidal - various effects - short term (up to 12 weeks). . . . .	109
Analysis 1.9. Comparison 1 RISPERIDONE vs PLACEBO, Outcome 9 Adverse effects: 1b. extrapyramidal - AIMS average endpoint score - short term (up to 12 weeks). . . . .	112
Analysis 1.11. Comparison 1 RISPERIDONE vs PLACEBO, Outcome 11 Adverse effects: 2. any adverse event - short term (up to 12 weeks). . . . .	114
Analysis 1.12. Comparison 1 RISPERIDONE vs PLACEBO, Outcome 12 Adverse effects: 3. cardiovascular - short term (up to 12 weeks). . . . .	118
Analysis 1.13. Comparison 1 RISPERIDONE vs PLACEBO, Outcome 13 Adverse effects: 4. central nervous system - short term (up to 12 weeks). . . . .	120
Analysis 1.14. Comparison 1 RISPERIDONE vs PLACEBO, Outcome 14 Adverse effects: 5. endocrine - serum prolactin increase above reference range (23 ng/ml) - short term (up to 12 weeks). . . . .	123
Analysis 1.15. Comparison 1 RISPERIDONE vs PLACEBO, Outcome 15 Adverse effects: 6. gastrointestinal system - short term (up to 12 weeks). . . . .	124
Analysis 1.16. Comparison 1 RISPERIDONE vs PLACEBO, Outcome 16 Adverse effects: 7a. metabolic - weight gain - short term (up to 12 weeks). . . . .	126
Analysis 1.18. Comparison 1 RISPERIDONE vs PLACEBO, Outcome 18 Adverse effects: 8. musculoskeletal system - short term (up to 12 weeks). . . . .	128
Analysis 1.19. Comparison 1 RISPERIDONE vs PLACEBO, Outcome 19 Adverse effects: 9. physiology - short term (up to 12 weeks). . . . .	129

Analysis 1.20. Comparison 1 RISPERIDONE vs PLACEBO, Outcome 20 Adverse effects: 10. respiratory system - short term (up to 12 weeks). . . . .	130
Analysis 2.1. Comparison 2 RISPERIDONE + CLOZAPINE vs PLACEBO + CLOZAPINE, Outcome 1 Mental state: no clinically significant response in psychotic symptoms (defined by PANSS/BPRS<20% decline) - short term (up to 12 weeks). . . . .	131
Analysis 2.2. Comparison 2 RISPERIDONE + CLOZAPINE vs PLACEBO + CLOZAPINE, Outcome 2 Leaving the study early - short term (up to 12 weeks). . . . .	132
Analysis 2.3. Comparison 2 RISPERIDONE + CLOZAPINE vs PLACEBO + CLOZAPINE, Outcome 3 Global state: 1. average endpoint scores of CGI severity scale (high=poor) - short term (up to 12 weeks). . . . .	134
Analysis 2.4. Comparison 2 RISPERIDONE + CLOZAPINE vs PLACEBO + CLOZAPINE, Outcome 4 Global state: 2. no significant clinical improvement CGI - short term (up to 12 weeks). . . . .	134
Analysis 2.5. Comparison 2 RISPERIDONE + CLOZAPINE vs PLACEBO + CLOZAPINE, Outcome 5 Global state: 3. general functioning - average endpoint GAF score (high=good) - short term (up to 12 weeks). . . . .	135
Analysis 2.6. Comparison 2 RISPERIDONE + CLOZAPINE vs PLACEBO + CLOZAPINE, Outcome 6 Mental state: 1. average endpoint scores on various scales on psychotic symptoms (high=poor) - short term (up to 12 weeks). . . . .	136
Analysis 2.7. Comparison 2 RISPERIDONE + CLOZAPINE vs PLACEBO + CLOZAPINE, Outcome 7 Mental state: 2. average endpoint scores on various scales on psychotic symptoms (high=poor) - medium term (up to 26 weeks). . . . .	137
Analysis 2.9. Comparison 2 RISPERIDONE + CLOZAPINE vs PLACEBO + CLOZAPINE, Outcome 9 Adverse effects: 1a. extrapyramidal - average endpoint SAS score - short term (up to 12 weeks). . . . .	138
Analysis 2.12. Comparison 2 RISPERIDONE + CLOZAPINE vs PLACEBO + CLOZAPINE, Outcome 12 Adverse effects: 2. any adverse event - short term (up to 12 weeks). . . . .	140
Analysis 2.13. Comparison 2 RISPERIDONE + CLOZAPINE vs PLACEBO + CLOZAPINE, Outcome 13 Adverse effects: 3a. cardiovascular - short term (up to 12 weeks). . . . .	142
Analysis 2.14. Comparison 2 RISPERIDONE + CLOZAPINE vs PLACEBO + CLOZAPINE, Outcome 14 Adverse effects: 3b. cardiovascular - QTc interval - short term (up to 12 weeks). . . . .	143
Analysis 2.15. Comparison 2 RISPERIDONE + CLOZAPINE vs PLACEBO + CLOZAPINE, Outcome 15 Adverse effects: 4. central nervous system - short term (up to 12 weeks). . . . .	143
Analysis 2.16. Comparison 2 RISPERIDONE + CLOZAPINE vs PLACEBO + CLOZAPINE, Outcome 16 Adverse effects: 5. gastrointestinal system - short term (up to 12 weeks). . . . .	144
Analysis 2.17. Comparison 2 RISPERIDONE + CLOZAPINE vs PLACEBO + CLOZAPINE, Outcome 17 Adverse effects: 6a. haematological - short term (up to 12 weeks). . . . .	145
Analysis 2.18. Comparison 2 RISPERIDONE + CLOZAPINE vs PLACEBO + CLOZAPINE, Outcome 18 Adverse effects: 6b. haematological - medium term (up to 26 weeks). . . . .	146
Analysis 2.19. Comparison 2 RISPERIDONE + CLOZAPINE vs PLACEBO + CLOZAPINE, Outcome 19 Adverse effects: 7a. metabolic - weight gain - short term (up to 12 weeks). . . . .	147
Analysis 2.20. Comparison 2 RISPERIDONE + CLOZAPINE vs PLACEBO + CLOZAPINE, Outcome 20 Adverse effects: 7a. metabolic - weight gain - medium term (up to 26 weeks). . . . .	147
Analysis 2.21. Comparison 2 RISPERIDONE + CLOZAPINE vs PLACEBO + CLOZAPINE, Outcome 21 Adverse effects: 7b. metabolic - average endpoint value on lipid profile - short term (up to 12 weeks). . . . .	148
Analysis 2.22. Comparison 2 RISPERIDONE + CLOZAPINE vs PLACEBO + CLOZAPINE, Outcome 22 Adverse effects: 7c. metabolic - average endpoint value - short term (up to 12 weeks). . . . .	149
Analysis 2.24. Comparison 2 RISPERIDONE + CLOZAPINE vs PLACEBO + CLOZAPINE, Outcome 24 Quality of life: average endpoint score (QLS, high=good) - short term (up to 12 weeks). . . . .	150
Analysis 3.1. Comparison 3 SENSITIVITY ANALYSIS: RISPERIDONE vs PLACEBO (based on attrition), Outcome 1 Mental state: 1. no clinically significant response (defined by PANSS/BPRS) - short term (up to 12 weeks). . . . .	151
ADDITIONAL TABLES . . . . .	151
APPENDICES . . . . .	156
FEEDBACK . . . . .	159
WHAT'S NEW . . . . .	161
HISTORY . . . . .	162
CONTRIBUTIONS OF AUTHORS . . . . .	162
DECLARATIONS OF INTEREST . . . . .	162
SOURCES OF SUPPORT . . . . .	162

DIFFERENCES BETWEEN PROTOCOL AND REVIEW . . . . .	163
NOTES . . . . .	163
INDEX TERMS . . . . .	163

[Intervention Review]

# Risperidone versus placebo for schizophrenia

Ranganath D Rattehalli<sup>1</sup>, Sai Zhao<sup>2</sup>, Bao Guo Li<sup>3</sup>, Mahesh B Jayaram<sup>4</sup>, Jun Xia<sup>5</sup>, Stephanie Sampson<sup>6</sup>

<sup>1</sup>General Psychiatry, Logan Hospital, Brisbane, Australia. <sup>2</sup>Systematic Review Solutions Ltd, Tianjin, China. <sup>3</sup>Interventional therapy department, Tianjin Medical University Cancer Institute and Hospital, Tianjin, China. <sup>4</sup>Department of Psychiatry, Melbourne Neuropsychiatry Centre, Melbourne, Australia. <sup>5</sup>Cochrane Schizophrenia Group, The University of Nottingham, Nottingham, UK. <sup>6</sup>The University of Nottingham, Nottingham, UK

Contact address: Ranganath D Rattehalli, General Psychiatry, Logan Hospital, Meadowbrook, Brisbane, QLD 4131, Australia. [rdrattehalli@hotmail.com](mailto:rdrattehalli@hotmail.com).

**Editorial group:** Cochrane Schizophrenia Group.

**Publication status and date:** New search for studies and content updated (no change to conclusions), comment added to review, published in Issue 12, 2016.

**Citation:** Rattehalli RD, Zhao S, Li BG, Jayaram MB, Xia J, Sampson S. Risperidone versus placebo for schizophrenia. *Cochrane Database of Systematic Reviews* 2016, Issue 12. Art. No.: CD006918. DOI: 10.1002/14651858.CD006918.pub3.

Copyright © 2016 The Cochrane Collaboration. Published by John Wiley & Sons, Ltd.

## ABSTRACT

### Background

Risperidone is the first new-generation antipsychotic drug made available in the market in its generic form.

### Objectives

To determine the clinical effects, safety and cost-effectiveness of risperidone compared with placebo for treating schizophrenia.

### Search methods

On 19th October 2015, we searched the Cochrane Schizophrenia Group Trials Register, which is based on regular searches of CINAHL, BIOSIS, AMED, EMBASE, PubMed, MEDLINE, PsycINFO, and registries of clinical trials. We checked the references of all included studies and contacted industry and authors of included studies for relevant studies and data.

### Selection criteria

Randomised clinical trials (RCTs) comparing oral risperidone with placebo treatments for people with schizophrenia and/or schizophrenia-like psychoses.

### Data collection and analysis

Two review authors independently screened studies, assessed the risk of bias of included studies and extracted data. For dichotomous data, we calculated the risk ratio (RR), and the 95% confidence interval (CI) on an intention-to-treat basis. For continuous data, we calculated mean differences (MD) and the 95% CI. We created a 'Summary of findings table' using GRADE (Grading of Recommendations Assessment, Development and Evaluation).

### Main results

The review includes 15 studies (N = 2428). Risk of selection bias is unclear in most of the studies, especially concerning allocation concealment. Other areas of risk such as missing data and selective reporting also caused some concern, although not affected on the direction of effect of our primary outcome, as demonstrated by sensitivity analysis. Many of the included trials have industry sponsorship or involvement. Nonetheless, generally people in the risperidone group are more likely to achieve a significant clinical improvement in mental state (6 RCTs, N = 864, RR 0.64, CI 0.52 to 0.78, *very low-quality evidence*). The effect withstood, even when three studies

---

**Risperidone versus placebo for schizophrenia (Review)**

Copyright © 2016 The Cochrane Collaboration. Published by John Wiley & Sons, Ltd.

1

with >50% attrition rate were removed from the analysis (3 RCTs, N = 589, RR 0.77, CI 0.67 to 0.88). Participants receiving placebo were less likely to have a clinically significant improvement on Clinical Global Impression scale (CGI) than those receiving risperidone (4 RCTs, N = 594, RR 0.69, CI 0.57 to 0.83, *very low-quality evidence*). Overall, the risperidone group was 31% less likely to leave early compared to placebo group (12 RCTs, N = 2261, RR 0.69, 95% CI 0.62 to 0.78, *low-quality evidence*), but Incidence of significant extrapyramidal side effect was more likely to occur in the risperidone group (7 RCTs, N = 1511, RR 1.56, 95% CI 1.13 to 2.15, *very low-quality evidence*).

When risperidone and placebo were augmented with clozapine, there is no significant differences between groups for clinical response as defined by a less than 20% reduction in PANSS/BPRS scores (2 RCTs, N = 98, RR 1.15, 95% CI 0.93 to 1.42, *low-quality evidence*) and attrition (leaving the study early for any reason) (3 RCTs, N = 167, RR 1.13, 95% CI 0.53 to 2.42, *low quality evidence*). One study measured clinically significant responses using the CGI, no effect was evident (1 RCT, N = 68, RR 1.12 95% CI 0.87 to 1.44, *low quality evidence*). No data were available for extrapyramidal adverse effects.

### **Authors' conclusions**

Based on low quality evidence, risperidone appears to be beneficial in improving mental state compared with placebo, but it also causes more adverse events. Eight out of the 15 included trials were funded by pharmaceutical companies. The currently available evidence is *very low to low quality*.

## **PLAIN LANGUAGE SUMMARY**

### **Risperidone versus placebo for schizophrenia**

#### **Review question**

Is risperidone (tablet form) more effective than placebo in treating the symptoms of schizophrenia or schizophrenia-like illnesses?

#### **Background**

People with schizophrenia often hear voices and see things (hallucinations) and have strange beliefs (delusions). These are called 'positive symptoms'. Mental illness also causes tiredness, apathy, emotional numbness, and withdrawal. These are called 'negative symptoms'. The main treatment for the symptoms of schizophrenia are antipsychotic drugs. Antipsychotic drugs can be classified into typical (older) and atypical (newer) drugs. Typical antipsychotics such as chlorpromazine and haloperidol have been the mainstay of treatment for decades, and have been effective in reducing the positive symptoms of schizophrenia. Negative symptoms, however, have been fairly resistant to treatment. In addition, drug treatments are associated with unpleasant side effects that cause people to stop taking medication, which may lead to relapse. It is thought that newer atypical antipsychotics, such as risperidone, are more effective than the older antipsychotics as they reduce the positive symptoms but cause fewer side effects.

#### **Study characteristics**

Searches for high-quality randomised trials were carried out in 2008, 2013 and 2015. The review now includes 15 studies with 2428 participants. The studies randomised participants (in- and outpatients) with schizophrenia or schizophrenia-like illnesses into treatment groups that received oral risperidone or placebo.

#### **Key results**

Results from limited data suggest that risperidone is more effective than placebo for reducing the overall symptoms of schizophrenia, and participants receiving risperidone were more likely to comply with treatment. However, like the older typical antipsychotics, risperidone was also associated with serious side effects, such as parkinsonism.

#### **Quality of the evidence**

The evidence available was very low quality. Information and data were limited, poorly reported, and probably biased in favour of risperidone. Nearly half of the included trials were funded by drug companies. Firm conclusions are difficult to make based on the results of this review. Better conduct and reporting of trials could increase confidence in the results.

Ben Gray, Senior Peer Researcher, McPin Foundation. <http://mcpin.org/>

## SUMMARY OF FINDINGS FOR THE MAIN COMPARISON *[Explanation]*

RISPERIDONE compared to PLACEBO for schizophrenia						
<b>Patient or population:</b> patients with schizophrenia <b>Settings:</b> inpatient and outpatient <b>Intervention:</b> RISPERIDONE <b>Comparison:</b> PLACEBO						
Outcomes	Illustrative comparative risks* (95% CI)		Relative effect (95% CI)	No of Participants (studies)	Quality of the evidence (GRADE)	Comments
	Assumed risk	Corresponding risk				
	PLACEBO	RISPERIDONE				
<b>Mental state: no clinically significant response in psychotic symptoms (defined by various scale total score change) - short term (up to 12 weeks) - defined by PANSS/BPRS &lt;20% decline</b> Follow-up: 12 weeks	Study population		<b>RR 0.64</b> (0.52 to 0.78)	864 (6 studies)	⊕○○○ <b>Very Low</b> <sup>1,2,3</sup>	
	692 per 1000	443 per 1000 (360 to 540)				
	Moderate					
	733 per 1000	469 per 1000 (381 to 572)				
<b>Leaving the study early - short term (up to 12 weeks) - any reason</b> Follow-up: 12 weeks	Study population		<b>RR 0.69</b> (0.62 to 0.78)	2261 (12 studies)	⊕⊕○○ <b>Low</b> <sup>1,3</sup>	
	495 per 1000	342 per 1000 (307 to 386)				
	Moderate					
	486 per 1000	335 per 1000 (301 to 379)				



<b>Global state: 2. no significant clinical improvement - CGI, short term (up to 12 weeks)</b> Follow-up: 12 weeks	<b>Study population</b>	<b>RR 0.69</b>	594	⊕○○○
		(0.57 to 0.83)	(4 studies)	<b>very low</b> <sup>1,2,3</sup>
	744 per 1000	513 per 1000 (424 to 618)		
	<b>Moderate</b>			
	732 per 1000	505 per 1000 (417 to 608)		
<b>Adverse effects: 1a. extrapyramidal - various effects - short term (up to 12 weeks) - general - any significant EPS</b> Follow-up: 12 weeks	<b>Study population</b>	<b>RR 1.56</b>	1511	⊕⊕○○
		(1.13 to 2.15)	(7 studies)	<b>Low</b> <sup>1,3</sup>
	73 per 1000	113 per 1000 (82 to 156)		
	<b>Moderate</b>			
	106 per 1000	165 per 1000 (120 to 228)		

\*The basis for the **assumed risk** (e.g. the median control group risk across studies) is provided in footnotes. The **corresponding risk** (and its 95% confidence interval) is based on the assumed risk in the comparison group and the **relative effect** of the intervention (and its 95% CI).  
**CI:** Confidence interval; **RR:** Risk ratio;

GRADE Working Group grades of evidence

**High quality:** Further research is very unlikely to change our confidence in the estimate of effect.

**Moderate quality:** Further research is likely to have an important impact on our confidence in the estimate of effect and may change the estimate.

**Low quality:** Further research is very likely to have an important impact on our confidence in the estimate of effect and is likely to change the estimate.

**Very low quality:** We are very uncertain about the estimate.

<sup>1</sup> Downgraded one level due to risk of bias: studies contributing data to this body of evidence have unclear or high risk of bias in one or more domains, some were also sponsored by pharmaceutical companies.

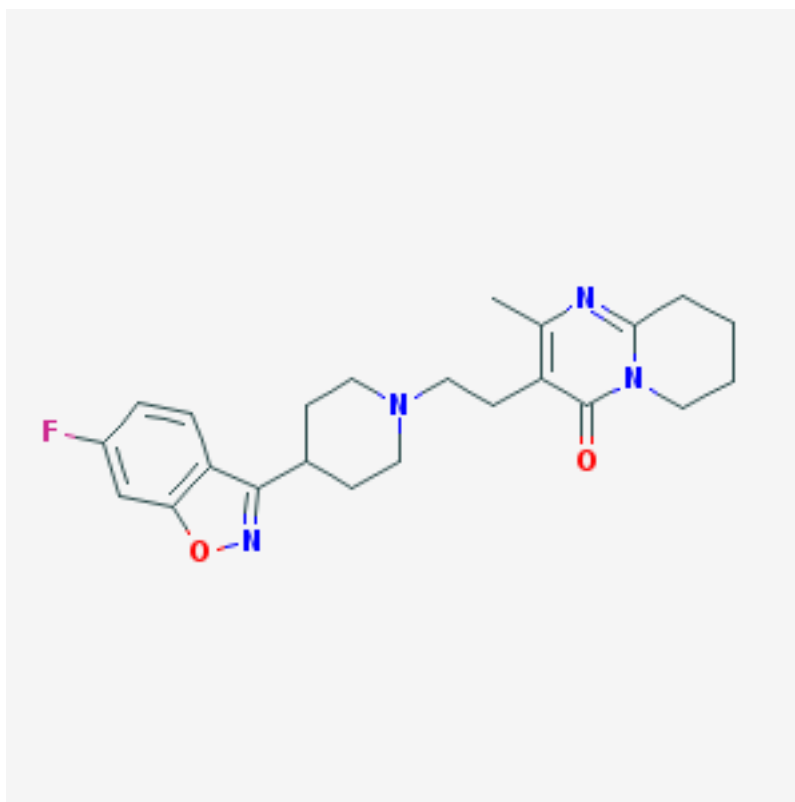
<sup>2</sup> Downgraded one level due to inconsistency: some concerns of heterogeneity were identified.

<sup>3</sup> Downgraded one level due to publication bias: 'strongly suspected' - most studies were sponsored by pharmaceutical companies.

## BACKGROUND

Risperidone (Figure 1) is the first new-generation antipsychotic drug made available in the market in its generic form. It has been used in the treatment of schizophrenia and related psychotic disorders for over a decade.

Figure 1. Risperidone



### Description of the condition

Schizophrenia is a serious, chronic, and relapsing mental illness with a worldwide lifetime prevalence of about 1%. It is characterised by positive symptoms such as hallucinations and delusions, and negative symptoms such as emotional numbness and withdrawal. One-third of those who experience an episode of schizophrenia recover and the illness does not recur. Another 30% experience an unremitting illness. The remainder have a recurrent illness but with long episodes of considerable recovery from the positive symptoms. The overall cost of the illness to the individuals, their families, and the community is considerable.

### Description of the intervention

Conventional antipsychotic drugs were introduced into widespread use in the 1950s, and have since formed the mainstay of drug treatment for schizophrenia. Although these drugs were indeed a revolution, their early promise of complete recovery was unfulfilled. Continued interests in further developments led to the formulation of clozapine in the early 1960s, which, in turn, paved the way for a series of new atypical antipsychotic drugs. This disparate grouping was said to be 'atypical' because they did not seem to cause movement disorders to the same extent as the older generation of drugs.

This series of newer drugs appeared on the market in the early 1990s, risperidone being one of the first. Initially, risperidone was compared with placebo and then with the older-generation antipsychotic drugs, especially haloperidol (Hunter 2003). More recently, risperidone has been used as the control compound when other new antipsychotic drugs are compared with a 'standard atypical'. In 2007 risperidone became off-licence, and it seems likely that this drug will emerge as the new standard care comparator, replacing the older and more problematic haloperidol (Joy 2006). The absolute effects of a drug are often less well investigated when a standard treatment is widely used, and it is seen as unethical not to treat with drug therapy. With almost everyone having access to older drug treatments for schizophrenia, placebo-controlled trials in this area are now difficult to justify (Carpenter 2003; Laughren 2001). Yet in many physical diseases, such as angina pectoris, bronchial asthma, herpes simplex, and duodenal ulcers, placebo effects can account for up to 33% of clinical improvement (Benson 1996). When it comes to new drugs such as risperidone, clinicians and the public are often provided the evidence for the comparative effects, but the newer drug has been compared with a less-than-ideal drug (Hunter 2003). We argue that knowledge of the effects of a drug compared with placebo assists development of a rational therapeutic approach (Vallance 2006).

### How the intervention might work

Risperidone (4-[2-[4-(6-fluorobenzo[d]isoxazol-3-yl)-1-piperidyl]ethyl]-3-methyl-2,6-diazabicyclo[4.4.0]deca-1,3-dien-5-one) is a strong postsynaptic dopamine receptor antagonist, but also acts as a 5-HT<sub>2A</sub> antagonist and is called a serotonin/dopamine antagonist (Leysen 1994). Risperidone is rapidly and very well absorbed after administration orally, and less than 1% is excreted unchanged in the faeces (Heykants 1994). It reaches peak plasma levels quickly regardless of whether it is administered as a liquid or pill. It is 90% plasma protein bound (Darby 1997). Risperidone binds to D<sub>2</sub> and D<sub>3</sub> receptors with 50 and 20 times greater affinity than clozapine and is only 2 to 3 times less potent than haloperidol. Also, its affinity for D<sub>1</sub> receptors is 100 times lower than for D<sub>4</sub> receptors (Leysen 1994).

### Why it is important to do this review

Comparing any drug with a placebo has always been an intriguing aspect of drug trials, and some authors, such as Vallance 2006, feel that outcome measures are best measured when compared with a placebo as it partly accounts for the philosophical obstacles such as the mind/body dichotomy, which are inherent in conceptualising these effects. In 60% to 90% of diseases, including angina pectoris, bronchial asthma, herpes simplex, and duodenal ulcers, placebo effects can account for up to 33% of clinical improvement and yield clinical results (Benson 1996). The placebo effect ultimately allows a rationalised therapeutic approach to be developed

to maximise the clinical benefit of the therapeutic encounter and evaluate various outcome measures (Vallance 2006).

Cochrane reviews to date have evaluated the efficacy of risperidone for schizophrenia by comparing it with typical and other atypical antipsychotics. This comparison of risperidone versus placebo is one of a set of reviews on risperidone (Table 1).

## OBJECTIVES

To determine the clinical effects, safety, and cost-effectiveness of risperidone compared with placebo for treating schizophrenia.

## METHODS

### Criteria for considering studies for this review

#### Types of studies

We included all relevant RCTs. If a trial was described as 'double-blind', but only implied that the study is randomised, then we included it in a sensitivity analysis. If in such a trial there was no implied randomisation, we contacted the authors to clarify the randomisation. We excluded trials where randomisation did not occur. If there was no substantive difference within primary outcomes (see [Types of outcome measures](#)) when these 'implied randomisation' studies were added, then we included these in the final analysis. If there was a substantive difference, we only used clearly randomised trials and described the results of the sensitivity analysis in the text. We excluded quasi-randomised studies, such as those allocated by using alternate days of the week.

#### Types of participants

We included people (above 17 years of age) with schizophrenia and other types of schizophrenia-like psychoses (schizophreniform and schizoaffective disorders), as evidence suggests that they are fundamentally not too dissimilar (Carpenter 1994).

#### Types of interventions

##### 1. Oral risperidone: any dose or form

##### 2. Placebo

#### Types of outcome measures

We grouped outcomes into short term (up to 12 weeks), medium term (13 to 26 weeks), and long term (over 26 weeks).

## Primary outcomes

### 1. Mental state

1.1 Clinical response: no clinically significant response in psychotic symptoms, as defined by each of the studies (short term)

### 2. Service utilisation

2.1 Hospital admission and/or re-admission

## Secondary outcomes

### 1. Leaving the study early

### 2. Global state

2.1 Average score/change in global state

2.2 No clinically significant response on global state, as defined by each of the studies

### 3. Mental state

3.1 Average score/change on psychotic symptoms

3.2 No clinically significant response on positive symptoms, as defined by each of the studies

3.3 Average score/change in positive symptoms

3.4 No clinically significant response on negative symptoms, as defined by each of the studies

3.5 Average score/change in negative symptoms

3.6 Use of additional medication (other than anticholinergics) for psychiatric symptoms

### 4. Extrapyramidal adverse effects

4.1 Use of antiparkinson drugs

4.2 No clinically significant extrapyramidal adverse effects, as defined by each of the studies

4.3 Average score/change in extrapyramidal adverse effects

### 5. Other adverse effects

5.1 General and specific (including deaths by suicide or natural causes)

### 6. Service utilisation outcomes

6.1 Days in hospital

## 7. Economic outcomes

### 8. Quality of life/satisfaction with care for either recipients of care or carers

8.1 Significant change in quality of life/satisfaction, as defined by each of the studies

8.2 Average score/change in quality of life/satisfaction

## 9. 'Summary of findings' table

We used the GRADE approach to interpret findings and used [GRADEpro](#) to import data from [RevMan 5.1](#) to create 'Summary of findings' tables ([Schünemann 2008](#)). These tables provide outcome-specific information concerning the overall quality of evidence from each included study in the comparison, the magnitude of effect of the interventions examined, and the sum of available data on all outcomes we rated as important to patient-care and decision making. We selected the following main outcomes for inclusion in the 'Summary of findings' table:

1. Mental state - no clinically significant response
2. Leaving the study early - for any reason
3. Global state - no significant clinical improvement
4. Adverse events - extrapyramidal effects

## Search methods for identification of studies

### Electronic searches

#### 1. Cochrane Schizophrenia Group Trials Register

On 19th October 2015, the Trials Search Co-ordinator searched the Cochrane Schizophrenia Group Trials Register using the following search strategy:

((risperidone\* or Risperdal\*) AND placebo\*):ti,ab of REFERENCES or ((risperidone\* or Risperdal\*) AND placebo\*):sin of STUDIES

The Cochrane Schizophrenia Group Trials Register is compiled by systematic searches of major resources (including AMED, BIOSIS, CINAHL, EMBASE, MEDLINE, PsycINFO, PubMed, and registries of clinical trials) and their monthly updates, handsearches, grey literature, and conference proceedings (see [Group Module](#)). There are no language, date, document type, or publication status limitations for inclusion of records into the register.

For details of the previous search, please see [Appendix 1](#).

## Searching other resources

### 1. Reference lists

We searched all references of the reports of included trials for further relevant studies.

### 2. Authors of studies

When necessary, we contacted authors of studies to clarify data and request additional studies, but received no response. We also contacted authors for information on any published or unpublished additional studies that they were aware of, but again, received no response.

### 3. Pharmaceutical companies

We contacted relevant pharmaceutical companies for additional studies and to clarify study data. However, we did not receive any further information.

## Data collection and analysis

We have updated some text of the methods to reflect changes and updates in Cochrane methodology; please see [Appendix 2](#) for details of methods used in original version.

### Selection of studies

Two review authors (RR, MJ) independently inspected all reports of studies identified for the original search. Any disagreements were resolved by consensus; where doubt remained, we acquired the full article. Review authors (RR, BL and JX) independently decided whether these studies met the review criteria. We did not intend to blind the names of authors, institutions, and journal of publication. Again, any disagreements were resolved by consensus. When this was not possible, we sought further information and, in the interim, added these trials to the [Studies awaiting classification](#) list.

SS screened results from 2013 search and review authors SZ and BL independently inspected citations from the subsequent updated search (19th October 2015) to identify relevant abstracts. We obtained and inspected full reports of the abstracts meeting the review criteria.

## Data extraction and management

### 1. Extraction

Review authors RR, MJ (original search), SS (2013 search), SZ, BL (2015 search) independently extracted data from all included

studies. In addition, to ensure reliability, JX independently extracted data from a random sample of these studies comprising 10% of the total. Again, we discussed any disagreements and documented decisions. The need did not arise, but we had planned to extract data presented only in graphs and figures whenever possible, while only including the data if two review authors independently reached the same result. We also attempted to contact authors through an open-ended request in order to obtain missing information or for clarification whenever necessary.

## 2. Management

### 2.1 Forms

We extracted data on to standard, simple forms.

### 2.2 Scale-derived data

We included continuous data from rating scales only if:

- the psychometric properties of the measuring instrument have been described in a peer-reviewed journal ([Marshall 2000](#)); and
- the measuring instrument was not written or modified by one of the trialists for that particular trial.

### 2.3 Endpoint versus change data

Both endpoint and change data have advantages. Change data can remove a component of between-person variability from the analysis. On the other hand, calculation of change needs two assessments (baseline and endpoint), which can be difficult in unstable and hard-to-measure conditions such as schizophrenia. We decided to primarily use endpoint data, and only use change data if the former were not available. We combined endpoint and change data in the analysis, as we used mean differences (MD) rather than standardised mean differences (SMD) throughout ([Higgins 2011](#), Chapter 9.4.5.2).

### 2.4 Skewed data

Continuous data on clinical and social outcomes are often not normally distributed. To avoid the pitfall of applying parametric tests to non-parametric data, we aimed to apply the following standards to all data before inclusion: a) standard deviations and means are reported in the paper or obtainable from the authors; b) when a scale starts from the finite number 0, the standard deviation, when multiplied by 2, is less than the mean (as otherwise the mean is unlikely to be an appropriate measure of the centre of the distribution ([Altman 1996](#))); c) if a scale started from a positive value (such as the Positive and Negative Syndrome Scale (PANSS), which can have values from 30 to 210), we modified the calculation described above to take the scale starting point into account. In these cases, skew is present if  $2 SD > (S - S_{min})$ , where S is the

mean score and S min is the minimum score. Endpoint scores on scales often have a finite start and endpoint, and these rules can be applied. We entered skewed endpoint data from studies of fewer than 200 participants in 'other tables' within the [Data and analyses](#) section rather than into a statistical analysis. Skewed data pose less of a problem when looking at mean if the sample size is large; we entered such data from studies with over 200 participants into syntheses. When continuous data are presented on a scale that includes a possibility of negative values (such as change data), it is difficult to tell whether data are skewed or not, we entered skewed change data into analyses.

## 2.5 Common measure

Had we identified such data, we intended to convert variables that can be reported in different metrics, such as days in hospital (mean days per year, per week, or per month) to a common metric (for example mean days per month) to facilitate comparison between trials. However, we did not identify such data.

## 2.6 Conversion of continuous to binary

Where possible, we made efforts to convert outcome measures to dichotomous data. This can be done by identifying cutoff points on rating scales and dividing participants accordingly into 'clinically improved' or 'not clinically improved'. It is generally assumed that if there is a 50% reduction in a scale-derived score such as the Brief Psychiatric Rating Scale, [Overall 1962](#), or the PANSS, [Kay 1986](#), this could be considered as a clinically significant response ([Leucht 2005a](#); [Leucht 2005b](#)). If data based on these thresholds were not available, we used the primary cutoff the original authors presented. Some included studies provided a definition of response as a reduction in PANSS or Clinical Global Impression scores, in which case we employed the dichotomous data provided from the primary study report.

## 2.7 Direction of graphs

Where possible, we entered data in such a way that the area to the left of the line of no effect indicated a favourable outcome for risperidone.

## Assessment of risk of bias in included studies

For the update, two review authors (SZ, BL) independently used the criteria described in the *Cochrane Handbook for Systematic Reviews of Interventions* [Higgins 2011](#) to assess trial quality ([Higgins 2011](#)). This new set of criteria is based on evidence of associations between overestimate of effect and high risk of bias of the article such as sequence generation, allocation concealment, blinding, incomplete outcome data, and selective reporting.

Where details of randomisation and other characteristics of trials were inadequate, we contacted authors of the studies to obtain additional information.

We have noted the level of risk of bias in both the text of the review and in Summary of findings table 1 and [Summary of findings 2](#).

## Measures of treatment effect

### 1. Binary data

For binary outcomes, we calculated a standard estimation of the risk ratio (RR) and its 95% confidence interval (CI). It has been shown that RR is more intuitive than odds ratios and that clinicians tend to interpret odds ratios as RR ([Boissel 1999](#); [Deeks 2000](#)). The number needed to treat to harm statistic with its CIs is intuitively attractive to clinicians but is problematic both in its accurate calculation in meta-analyses and in its interpretation ([Hutton 2009](#)). For binary data presented in the 'Summary of findings' table/s, where possible, we calculated illustrative comparative risks.

### 2. Continuous data

For continuous outcomes, we estimated MD between groups. We preferred not to calculate effect size measures (SMD). However, if scales of very considerable similarity were used, we presumed there was a small difference in measurement, and we calculated effect size and transformed the effect back to the units of one or more of the specific instruments.

## Unit of analysis issues

To facilitate comparison between trials, we intended to convert variables (such as days in hospital) that can be reported in different metrics (mean days per year, per week, or per month) to a common metric (for example mean days per month), but no studies reported data for these types of outcomes.

## Dealing with missing data

### 1. Overall loss of credibility

At some degree of loss of follow-up, data loses credibility ([Xia 2009](#)). For outcomes where more than 50% of data were unaccounted for, we intended to not reproduce these data or use them within analyses. If more than 50% of data in one arm of a study were lost, but the total loss was less than 50%, we intended to mark data with (\*) to indicate that such a result may well be prone to bias.

## 2. Binary

In cases where attrition for a binary outcome was between 0% and 50% and where these data were not clearly described, we presented data on a 'once-randomised-always-analyse' basis wherever possible (an intention-to-treat (ITT) analysis). For every outcome with the exception of the outcome of death, we had planned to assume those participants leaving the study early to have the same rates of negative outcome as those who completed. However, doing this drastically changed the significance of many outcomes and sometimes the direction of significant results, so we only presented data that was already available from the studies to reduce the risk of making incorrect assumptions.

## 3. Continuous

### 3.1 Attrition

In cases where attrition for a continuous outcome was between 0% and 50% and completer-only data were reported, we reproduced these.

### 3.2 Standard deviations

We didn't need to calculate any standard deviations (SD) in this review, but our protocol stated that we would first try to obtain missing values from the authors. If not available, where measures of variance for continuous data were missing but an exact standard error (SE) and CI were available for group means, and either the P value or t value was available for differences in means, we calculated SDs according to the rules described in the *Cochrane Handbook for Systematic Reviews of Interventions* (Higgins 2011). When only the SE was reported, we would calculate SDs using the formula  $SD = SE * \text{square root}(n)$ . Sections 7.7.3 and 16.1.3 of the *Cochrane Handbook for Systematic Reviews of Interventions* Higgins 2011 present detailed formulae for estimating SDs from P values, t or F values, CIs, or other statistics (Higgins 2011). If these formulae did not apply, we would calculate the SDs according to a validated imputation method that is based on the SDs of the other included studies (Furukawa 2006). Although some of these imputation strategies can introduce error, the alternative would be to exclude a given study's outcome and thus to lose information. We would nevertheless examine the validity of the imputations in a sensitivity analysis excluding imputed values.

### 3.3 Last observation carried forward

We anticipated that some studies would employ the method of last observation carried forward (LOCF). As with all methods of imputation to deal with missing data, LOCF introduces uncertainty about the reliability of the results. Therefore, where a trial used LOCF data, if less than 50% of the data were assumed, we

reproduced these data and indicated that they were the product of LOCF assumptions.

## Assessment of heterogeneity

Firstly, we considered all the included studies within any comparison to judge clinical heterogeneity. We then visually inspected the graphs in order to investigate the possibility of statistical heterogeneity; to supplement this we used, primarily, the  $I^2$  statistic, which provides an estimate of the percentage of variability due to heterogeneity rather than due to chance alone. Where the  $I^2$  estimate was greater than or equal to 75%, we interpreted this as indicating the presence of high levels of heterogeneity (Higgins 2003). If inconsistency became high, we did not summate data, but presented it separately, and we investigated the reasons for heterogeneity.

## Assessment of reporting biases

In order to investigate the likelihood of overt publication bias, we entered all data from all identified and selected trials into a funnel graph (trial effect against trial size) (Egger 1997).

## Data synthesis

We understand that there is no closed argument for preference for use of fixed-effect or random-effects models. We used the random-effects model for all analyses due to the potential for heterogeneity between studies. The random-effects method incorporates an assumption that the different studies are estimating different, yet related, intervention effects. This often seems to be true to us, and the random-effects model takes into account differences between studies even if there is no statistically significant heterogeneity. However, there is a disadvantage to the random-effects model. It puts added weight on to small studies, which are often the most biased ones. Depending on the direction of effect, these studies can either inflate or deflate the effect size.

## Subgroup analysis and investigation of heterogeneity

If data were clearly heterogeneous, we checked that they had been extracted and entered correctly, and that we had made no unit of analysis errors. If the high levels of heterogeneity remained, we did not undertake a meta-analysis at this point, because if there is considerable variation in results, and particularly if there is inconsistency in the direction of effect, it may be misleading to quote an average value for the intervention effect. We prespecified no characteristics of studies that may be associated with heterogeneity except quality of trial method.

### **Sensitivity analysis**

If studies had high attrition rates, we analysed the effect of including these studies in a sensitivity analysis, but we did not include any figures with more than 50% attrition in the analysis of efficacy. Where a trial was described as 'double-blind', but it was implied that the study was randomised, we had intended to include such studies in the sensitivity analysis, but we did not come across any such studies.

## **RESULTS**

### **Description of studies**

For a substantial description of each study, please refer to the relevant tables: [Characteristics of included studies](#), [Characteristics of excluded studies](#), [Characteristics of ongoing studies](#).

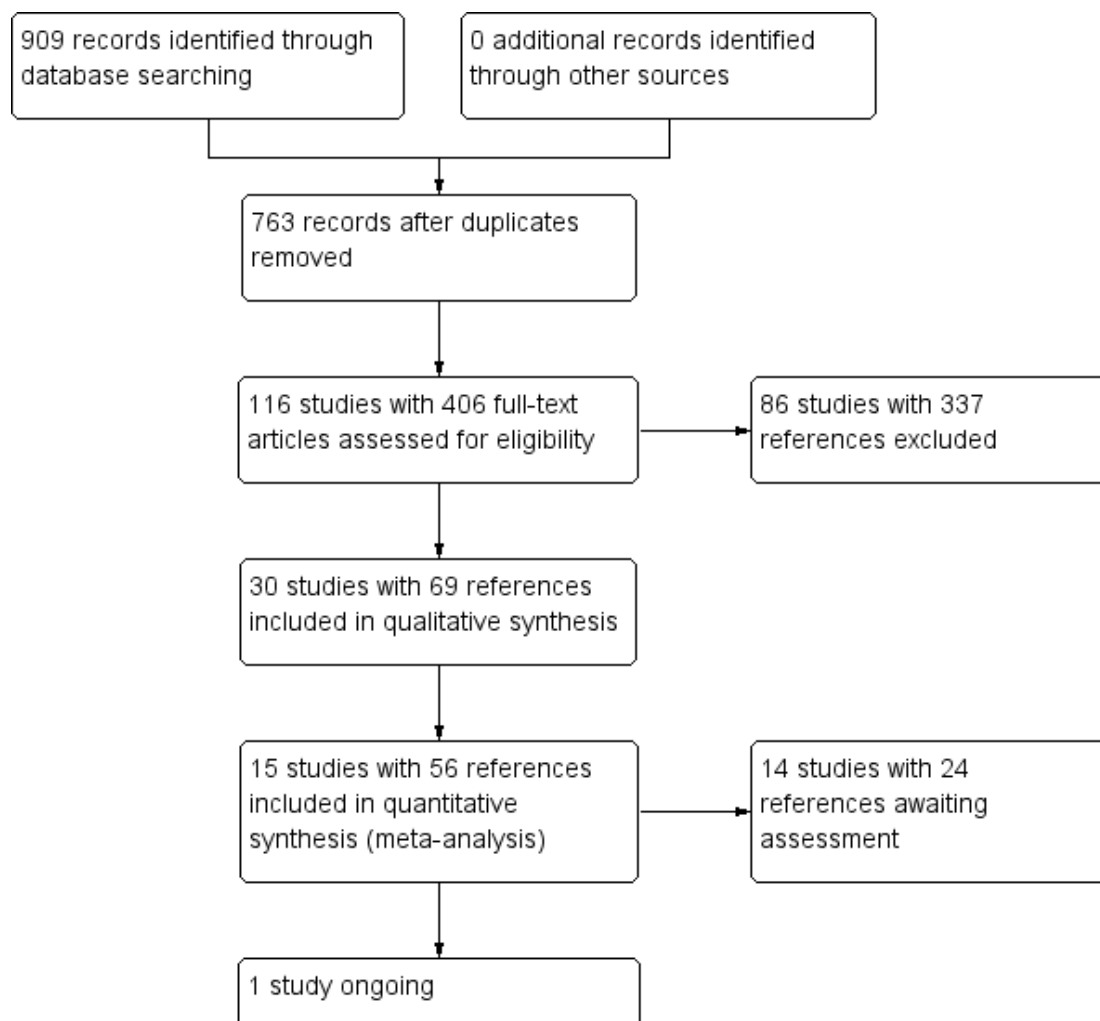
### **Results of the search**

The initial search resulted in 815 citations. We were able to include 42 references, relating to only 10 studies from which we could extract useable data. We used information regarding unpublished data from trials on risperidone available to the Cochrane Schizophrenia Group from drug companies. The update searches run in 2013 and 2015 yielded 94 citations, of which 5 new studies were included.

In total up to the current update, 909 citations were identified from the search process in total. After removing duplicates, 763 unique records were screened by viewing titles and abstracts. A total number of 116 studies with 406 full-text articles were screened for eligibility. Finally, 86 studies with 337 references were excluded, 14 studies with 24 references are awaiting assessment due to lack of full-texts and one study was ongoing trial, which resulted in 15 studies with 56 references being included in the data and analysis (see [Figure 2](#) for study flow diagram).



**Figure 2. Study flow diagram.**



## Included studies

### 1. Length of trials

Fourteen studies reported data on short-term follow-up, and only 1 study reported medium-term outcomes (Bachmann 2003), but even that was only at 16 weeks. Two studies were of 4 weeks duration (Potkin 1997; Potkin 2003), 6 studies were 6-weeks long (Borison 1992; Geffen 2010; Heisterberg 2007; Potkin 2006; Potkin 2007; Yagcioglu 2005), 3 studies were 8 weeks from start to finish (Chouinard 1992; Honer 2006; Marder 1994a), 2 studies were 9 weeks from start to finish (Downing 2014; Durgam 2014) and 1 study was 12 weeks in duration (Pai 2002).

### 2. Participants

Amongst our included studies, two included participants with no clear operational diagnostic criteria and simply stated “schizophrenia” (Potkin 1997; Potkin 2007). Nine studies included people with a sole diagnosis of schizophrenia as per Diagnostic Statistical Manual of Mental Disorders (DSM) criteria (Borison 1992; Chouinard 1992; Downing 2014; Durgam 2014; Geffen 2010; Heisterberg 2007; Marder 1994a; Pai 2002; Yagcioglu 2005), and the remaining four studies included participants with a diagnosis of schizophrenia or schizoaffective disorder as per DSM criteria (Bachmann 2003; Honer 2006; Potkin 2003; Potkin 2006). Potkin 2007 did not report the sex of participants in the study. All other studies included both men and women, but the majority of participants were male. Most participants were aged between late

30s and early 40s.

Two studies did not have definitive exclusion criteria (Heisterberg 2007; Potkin 1997). The remaining studies excluded people with alcohol and substance misuse, as well as pregnant or breastfeeding women. Yagcioglu 2005 excluded people who were intolerant to risperidone in the past, Potkin 2003 excluded people being treated with risperidone at baseline, and Potkin 2006 excluded people who had received risperidone within the last seven days. Marder 1994a excluded people with schizoaffective disorder, and Potkin 2006 excluded people with borderline personality disorder. Potkin 2007 excluded people who had made a recent suicide attempt and who had serious suicidal thoughts.

### 3. Setting

Eight of the included studies took place in the inpatient setting (Borison 1992; Chouinard 1992; Downing 2014; Durgam 2014; Geffen 2010; Marder 1994a; Potkin 2003; Potkin 2006). Three studies involved both inpatients and outpatients (Bachmann 2003; Honer 2006; Yagcioglu 2005). We could not find any explicit information on setting for the remaining four studies (Heisterberg 2007; Pai 2002; Potkin 1997; Potkin 2007).

Studies were conducted in the USA (Bachmann 2003; Borison 1992; Geffen 2010; Marder 1994a; Potkin 1997; Potkin 2003; Potkin 2006; Potkin 2007), Canada (Chouinard 1992; Honer 2006), India (Geffen 2010), Romania (Geffen 2010), Denmark (Heisterberg 2007), and Turkey (Yagcioglu 2005). One studies recruited participants internationally from 65 study centres in the United States, India, Russia, Ukraine, and Malaysia.

### 4. Study size

The largest study was Downing 2014, which randomised 1009 people to four groups, among which, 437 participants were assigned to either risperidone or placebo group. Heisterberg 2007 randomised 303 people to receive either risperidone or placebo. Durgam 2014 randomised 729 people to five groups, however, only 291 participants were assigned to either risperidone or placebo group. Where a study randomised different doses of risperidone in different arms, as well as having a separate placebo arm, we tried to take data from the risperidone arm that best fitted with the average doses across studies. For example, as the mean dose of risperidone for all the other trials was 5.5 mg per day, we took the 6 mg arm from the Marder 1994a and Chouinard 1992 trials for efficacy measures in the meta-analysis. In Potkin 1997, which had two risperidone arms of 4 mg and 8 mg, we took the 4 mg arm for efficacy measures in the meta-analysis, as this was closer than the 8 mg arm to the mean of 5.5 mg. Potkin 2006 randomised 226 people, Potkin 2003 202, Marder 1994a 130, Chouinard 1992 44, and Potkin 1997 168. The rest of the studies ranged between 24 and 121 participants.

## 5. Interventions

### 5.1 Risperidone

The dose of risperidone administered by the trialists varied from 2 mg up to 10 mg per day.

### 5.2 Placebo

All studies had a placebo arm, and most had another arm with an active treatment in addition to risperidone. Borison 1992, Marder 1994a, and Chouinard 1992 had an arm for haloperidol. Downing 2014 had two arms for LY2140023 with low dosage or high dosage. Durgam 2014 had three arms of cariprazine with low, medium or high dosage. Geffen 2010 had two additional arms for a low dose and a high dose of BL-1020. Marder 1994a and Chouinard 1992 also had four different risperidone arms with daily doses of 2 mg, 6 mg, 10 mg, and 16 mg. We used the 6 mg arm from the Marder 1994a and Chouinard 1992 trials for efficacy measures in the meta-analysis and the 4 mg arm data from Potkin 1997. Heisterberg 2007 used bifeprunox as the other arm, Potkin 2003 aripiprazole, Potkin 2006 quetiapine, and Potkin 2007 asenapine.

### 5.3 Augmentation

In three studies the risperidone and placebo arms were combined with clozapine (Bachmann 2003; Honer 2006; Yagcioglu 2005).

## 6. Outcomes

Our primary outcome measures were mental state and service utilisation; no data were available for service utilisation. Other outcomes of interest were leaving the study early, global state, adverse effects, and quality of life.

### 6.1 Mental state

The trials used several different rating scales to report on mental state. Heisterberg 2007 did not report useable data on mental state, and we could not use the Positive and Negative Symptom Scale (PANSS) data from Potkin 2007 as this trial had more than 50% attrition. Downing 2014 only reported means of PANSS score in each group, therefore we are unable to use the data. All other trials used either the PANSS or the Brief Psychiatric Rating Scale to measure this outcome. Wherever possible, we used the binary data from these measures, but the validity of dichotomising these measures, although widely accepted, is, nevertheless, unclear.

### 6.2 Leaving the study early

All included trials provided useable data on the number of participants leaving the study early.

### 6.3 Global state

Five of the included studies reported global change using the Clinical Global Impression (CGI) scale (Durgam 2014, Honer 2006, Marder 1994a, Potkin 2003, Potkin 2006). Yagcioglu 2005 used both the CGI and the Global Assessment of Functioning Scale.

### 6.4 Adverse effects

Adverse effects are an important outcome measure from any trial. We were able to pool data on adverse effects from the majority of trials; some data was skewed and is presented in additional tables.

### 6.5 Quality of life

were only presented by Only Yagcioglu 2005 presented quality of life data.

### 6.6 Missing outcomes

No data were available for service utilisation or economic outcomes.

## 6.7 Outcome scales

### 6.7.1 Global state scales

#### 6.7.1.1 Clinical Global Impression (Guy 1976)

The CGI scale was used to assess both severity of illness and clinical improvement by comparing the conditions of the person standardised against other people with the same diagnosis. It is a seven-point scoring system with low scores showing decreased severity or overall improvement, or both.

#### 6.7.1.2 Global Assessment of Functioning Scale (DSM-IV-TR)

The GAF scale is a numeric scale (0 through 100) used by mental-health clinicians and doctors to rate the social, occupational, and psychological functioning of adults. The scale is presented and described in the DSM-IV-TR on page 32 (Table 2).

### 6.7.2 Mental state scales

#### 6.7.2.1 Positive and Negative Syndrome Scale (Kay 1986)

The PANSS is used for measuring symptom severity of people with schizophrenia. It is widely used in the study of antipsychotic therapy. The name refers to the two types of symptoms in schizophrenia, as defined by the American Psychiatric Association: positive symptoms, which refer to an excess or distortion of normal functions, and negative symptoms, which represent a diminution or loss of normal functions.

#### 6.7.2.2 Brief Psychiatric Rating Scale (Overall 1962)

The BPRS consists of 18 items on a 7-point severity scale. Initially published as a 16-item scale in 1962, the standard 18-item version has been used since 1967 to successfully demonstrate efficacy of antidepressants, anti-anxiety drugs, and antipsychotics, including the newer 'atypical' antipsychotics. The BPRS has also been used in epidemiological studies, geropsychiatric research, and to compare diagnostic concepts between countries. It is most frequently used in schizophrenia. When using BPRS, rater training is a must and the use of a standardised interview is highly recommended in order to ascertain consistent results.

#### 6.7.2.3 Calgary Depression Scale for Schizophrenia (Addington 1993)

Developed at the University of Calgary, the CDSS specifically assesses the level of depression in schizophrenia. It has been extensively evaluated in both relapsed and remitted patients and appears sensitive to change.

#### 6.7.2.4 Scale for the Assessment of Negative Symptoms (Andreasen 1981)

The SANS assesses affective blunting, alogia, avolition/apathy, anhedonia/asociality, and disturbance of attention to measure negative symptoms in schizophrenia.

### 6.7.3 Adverse effects scales

#### 6.7.3.1 Barnes Akathisia Scale (Barnes 1989)

The Barnes Akathisia Scale (commonly known as BAS or BARS) is a four-item rating scale administered by physicians to assess the severity of drug-induced akathisia. The most widely used scale for akathisia, it includes both objective items (e.g. observed restlessness) and subjective items (e.g. patient's awareness of restlessness and related distress), together with a global clinical assessment of akathisia. Global assessment is made on a scale of 0 to 5, with comprehensive definitions provided for each anchor point on the scale: 0 = absent; 1 = questionable; 2 = mild akathisia; 3 = moderate akathisia; 4 = marked akathisia; 5 = severe akathisia.

#### 6.7.3.2 Extrapyramidal Symptom Rating Scale (Chouinard 1993)

The ESRS is a physician-rated scale for measuring extrapyramidal adverse effects from antipsychotic medication. It takes approximately 10 minutes and involves 6 questions about the person's subjective experience of extrapyramidal features (slowness, stiffness, and tremor); a standardised procedure for physical examination; and 7 rater-assessed items that address parkinsonian features (rigidity and tremor). The instrument may not differentiate effectively between dyskinesia and dystonia.

#### 6.7.3.3 Simpson Angus Scale (Simpson 1970)

The SAS is a 10-item instrument used to evaluate the presence and severity of parkinsonian symptomatology specifically in patients who may be experiencing drug-induced parkinsonism and other extrapyramidal effects. For the past 25 years it has been the most commonly used rating scale for parkinsonism in clinical trials. The 10 items focus on rigidity rather than bradykinesia, and do not

assess subjective rigidity or slowness. Items are rated for severity on a 0 to 4 scale, with definitions given for each anchor point.

#### 6.7.3.4 Abnormal Involuntary Movement Scale (Guy 1976)

The AIMS is a 12-item clinician-rated scale to assess severity of dyskinesias including orofacial movements, extremity and truncal movements in patients taking neuroleptic medications.

#### 6.7.3.5 The UKU side effect rating scale (Lingjaerde 1987)

UKU is a 48 item clinician-rated scale to assess the side effects of psychopharmacological medications. The interview takes anywhere from 10-30 minutes depending on the number of symptoms reported, the complexity of the symptoms, and the patient's ability to provide good report.

### 6.7.4 Quality of life scales

#### 6.7.4.1 Quality of Life Scale (Carpenter 1994)

The QLS is a 21-item scale rated from a semistructured interview providing information on symptoms and functioning during the preceding 4 weeks. It is intended to be administered by a trained clinician and requires about 45 minutes to complete. Each item is rated on a 7-point scale and, in all but 2 cases, requires a judgement by the clinician/interviewer. Each item is comprised of 3 parts: (1) a brief descriptive statement to focus the interviewer on the judgement to be made; (2) a set of suggested probes; and (3) the 7-point scale with descriptive anchors for every other point. The specific descriptions vary among items, but the high end of the scales (scores 5 and 6) reflects normal or unimpaired functioning, and the low end of the scales (scores 0 and 1) reflects severe impairment of the function in question. The interviewer is instructed to probe around each item until he or she has an adequate basis for making the required judgement, and is encouraged to go beyond the suggested probes with questions tailored for the individual patient. Thus the experience of both the patient and interviewer is similar to a careful clinical interview.

### 6.7.5 Cognitive function scales

#### 6.7.5.1 Groton Maze Learning Test (Pietrzak 2008) (used in an ongoing study)

The GMLT assesses processing speed, working memory, and aspects of executive function in healthy adults. Performance on GMLT outcome measures can be compared to performance on tests of psychomotor speed, working memory, and learning from the [Cogstate computerized cognitive test battery](#). Studies suggest that the GMLT measures of spatial learning efficiency and error monitoring correlate with Cogstate measures of attention, working memory, and learning. Exploratory factor analyses have yielded a two-factor solution of error monitoring and learning efficiency, which have been stable across repeated assessments.

### 6.8 Of note

[Borison 1992](#): In 1997 the first author and his colleague, Diamond, were convicted in the US courts ([AHRP 2006](#); [CBS News 2000](#)[CBS News 2000](#)[AHRP 2006](#)). For example, one website states: "Diamond, a Ph.D. pharmacologist who had performed more than 300 trials over the course of his career on patients who assumed he was an M.D., was convicted in 1997 on 53 criminal counts, including practicing medicine without a license, theft, prescribing medications without a license, fraud, false statements, tax evasion and bribery. Although he admitted to a growing greed that led to some of his illegal practices, Diamond maintained that the pair had never fabricated research data." We have continued to include data from this small study.

### Excluded studies

We excluded 86 studies, 7 of which were not randomised ([David 2000](#); [Davis 2001](#); [Baker 2012](#); [Castle 2015](#); [Kinon 2015](#); [Marder 1991](#); [Pikalov 2012](#)). We excluded seven studies due to their populations not including people with schizophrenia ([Anwunah 1999](#); [Ayd 2001](#); [NCT00088075](#); [NCT00305474](#); [Siever 2002](#); [Anwunah 1999](#); [Schmechtig 2010](#)). The remaining excluded studies did not directly compare oral risperidone with placebo.

### Ongoing studies

We identified one ongoing study. [NCT00174200](#) is assessing the effects of risperidone (2 mg daily) on the differential sensitivity of two spatial working memory tests in non-agitated, drug-naive people suffering from first-episode schizophrenia or schizophreniform disorder. They intend to enrol 20 patients for the trial. Pfizer is sponsoring the study.

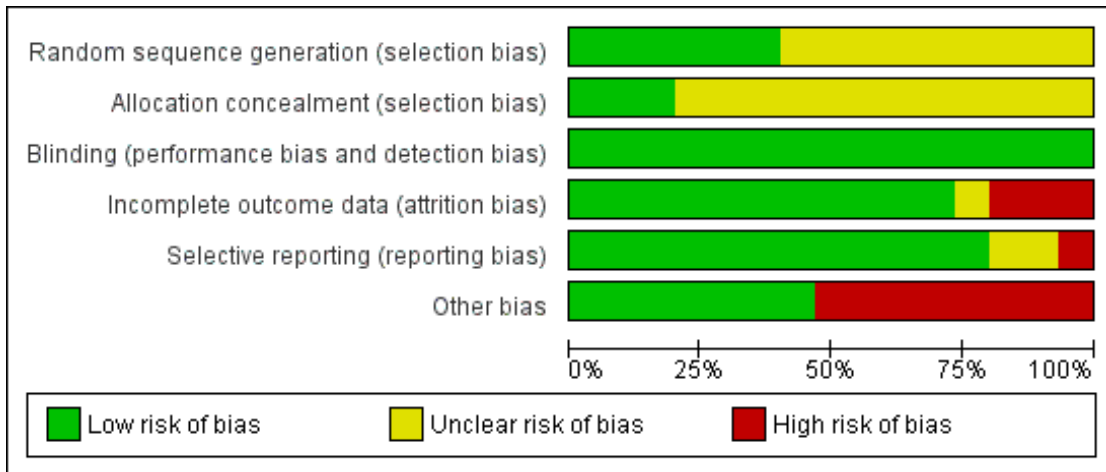
### Awaiting assessment

Fourteen studies are awaiting assessment as sufficient information is not currently available ([Anon 2010](#); [Litman 2014](#); [NCT 00694707](#); [Vanover 2014](#); [Nisenbaum 2013](#); [Xu 2009](#); [Bose 2010a](#); [Cavazzoni 2002](#); [DeMartinis 2012](#); [GlaxoSmithKline 2006](#); [NCT01086748](#); [NCT01175135](#); [NCT01363349](#); [Rujescu 2009](#)).

### Risk of bias in included studies

Pharmaceutical companies funded 8 out of the 15 included trials. We did our best to collect as much information as possible from different sources about the types of biases that could have occurred during these trials, and have presented the results of our investigations in the following paragraphs. [Figure 3](#) and [Figure 4](#) presents the summary of risk of bias in included studies.

**Figure 3. Risk of bias graph: review authors' judgements about each risk of bias item presented as percentages across all included studies.**



**Figure 4. Methodological quality summary: review authors' judgements about each methodological quality item for each included study.**

	Random sequence generation (selection bias)	Allocation concealment (selection bias)	Blinding (performance bias and detection bias)	Incomplete outcome data (attrition bias)	Selective reporting (reporting bias)	Other bias
Bachmann 2003	+	?	+	+	+	-
Borison 1992	?	?	+	-	-	+
Chouinard 1992	+	?	+	+	+	-
Downing 2014	?	?	+	+	+	-
Durgam 2014	?	?	+	+	+	+
Geffen 2010	+	+	+	+	+	+
Heisterberg 2007	?	?	+	+	?	+
Honer 2006	+	+	+	+	?	+
Marder 1994a	+	?	+	+	+	-
Pai 2002	?	?	+	-	+	+
Potkin 1997	?	?	+	?	+	-
Potkin 2003	?	?	+	-	+	-
Potkin 2006	+	+	+	+	+	-
Potkin 2007	?	?	+	+	+	-
Yagcioglu 2005	?	?	+	+	+	+

## Allocation

All included studies were said to be randomised, but many did not explicitly describe the method by which this was undertaken. [Bachmann 2003](#) utilised randomisation that was stratified by inpatient status; no further details were provided. [Honer 2006](#) used a computer-generated schedule with a permuted-block design to generate sequences. [Marder 1994a](#) and [Chouinard 1992](#) undertook randomisation in blocks of 12. [Geffen 2010](#) and [Potkin 2006](#) both used a centralised interactive voice response system for allocation concealment. Although [Yagcioglu 2005](#) used a pre-assigned random sequence for each of their study sites that was developed before the start of their study no further details were provided. The rest of the studies provided no information about the process of randomisation ([Borison 1992](#); [Downing 2014](#); [Durgam 2014](#); [Heisterberg 2007](#); [Pai 2002](#); [Potkin 1997](#); [Potkin 2003](#); [Potkin 2007](#); [Potkin 2003](#); [Potkin 1997](#); [Pai 2002](#); [Heisterberg 2007](#); [Borison 1992](#)), despite this having been repeatedly shown to be of key importance in excluding selection biases ([Juni 2001](#)).

## Blinding

All the included studies were described as double blind, with some describing how this was achieved. Blinding is important for minimising observation bias and, because many of the outcomes were subjective.

## Incomplete outcome data

[Bachmann 2003](#), [Downing 2014](#), [Durgam 2014](#), [Geffen 2010](#), [Heisterberg 2007](#), [Marder 1994a](#), [Chouinard 1992](#), and [Potkin 2006](#) used an intention-to-treat (ITT) analysis. [Honer 2006](#), [Yagcioglu 2005](#) and [Durgam 2014](#) used the ITT principle in a mixed-model analysis. [Potkin 2007](#) used ITT for the efficacy data and last observation carried forward (LOCF) for safety data.

We judged [Pai 2002](#) and [Borison 1992](#) to have a high risk of bias, as they did not consider in their analysis the data of participants who left early. We judged [Potkin 1997](#) to be at unclear risk of bias, as no information about loss to follow-up was provided. [Potkin 2003](#) used the LOCF method to manage their loss to follow-up, but as they had over 40% loss, we downgraded this category because such a high attrition rate makes data prone to bias. None of the trials attempted to validate assumptions by following up participants who did leave early.

## Selective reporting

We were unable to obtain original study protocol, however, the included studies appear to have reported the results for all the outcomes listed in their methods sections. Based on the information available, we did not detect any obvious act of selective reporting.

## Other potential sources of bias

### 1. Poor reporting

We could not use much data because of poor reporting. Findings that are presented as graphs, in percentiles, or simply reported as inexact P values were of little use to us as review authors. Many studies failed to provide standard deviations (SDs) when reporting mean changes. We are seeking further data from the first authors of relevant trials.

### 2. Industry

Pharmaceutical companies funded 8 out of the 13 included trials, with the majority of these funded by a company that would profit from finding beneficial effects of risperidone.

## Effects of interventions

See: [Summary of findings for the main comparison RISPERIDONE compared to PLACEBO for schizophrenia](#); [Summary of findings 2 RISPERIDONE + CLOZAPINE compared to PLACEBO + CLOZAPINE for schizophrenia](#)

Studies relevant to this review fall into three comparisons. We identified 15 randomised trials from which it is possible to extract numerical data.

### 1. COMPARISON 1: RISPERIDONE versus PLACEBO

This comparison has 20 outcomes.

#### 1.1 Mental state: no clinically significant response in psychotic symptoms (defined by various scale total score change) - short term (up to 12 weeks)

##### 1.1.1 defined by PANSS < 30% decline

Three trials with a total of 707 participants provided data for this subset. We did find evidence that 'risperidone' was clearly different in its effects compared with 'placebo' (RR 0.74, 95% CI 0.67 to 0.83) ([Analysis 1.1](#)).

##### 1.1.2 defined by PANSS/BPRS < 20% decline

Six trials with a total of 864 participants provided data for this subset. We did find evidence that 'risperidone' was clearly different in its effects compared with 'placebo' (RR 0.64, 95% CI 0.52 to

0.78). This subgroup had important levels of heterogeneity (Chi<sup>2</sup> = 12.27; df = 5.0; P = 0.03; I<sup>2</sup> = 59%) (Analysis 1.1).

## 1.2 Leaving the study early - short term (up to 12 weeks)

### 1.2.1 any reason

There were 12 relevant trials, with a total of 2261 participants providing data for numbers leaving the study early for any reason. We did find evidence that 'risperidone' was clearly different in its effects compared with 'placebo' (RR 0.69, 95% CI 0.62 to 0.78). There are moderate levels of heterogeneity (Chi<sup>2</sup> = 14.73; df = 11; P = 0.20; I<sup>2</sup> = 25%) (Analysis 1.2).

### 1.2.2 due to adverse events

There were 10 relevant trials, with a total of 2081 participants, providing data for this subset. There was not a clear difference between 'risperidone' and 'placebo' (RR 0.78, 95% CI 0.59 to 1.03) (Analysis 1.2).

### 1.2.3 due to lack of efficacy

Eleven trials, with a total of 2211 participants provided data for this subset. We found evidence of a clear difference between 'risperidone' and 'placebo' (RR 0.39, 95% CI 0.29 to 0.51). There are moderate levels of heterogeneity (Chi<sup>2</sup> = 14.70; df = 10; P = 0.14; I<sup>2</sup> = 32%) (Analysis 1.2).

### 1.2.4 due to non-compliance

We found 4 trials to be relevant to this subset, with a total of 534 participants. For this subset, we did not find evidence of a clear difference between the two treatments (RR 1.15, 95% CI 0.33 to 4.05) (Analysis 1.2).

### 1.2.5 lost to follow-up

We found 6 trials to be relevant to this subset, with a total of 1545 participants. There was not a clear difference between 'risperidone' and 'placebo' within this subset (RR 0.79, 95% CI 0.25 to 2.56). This subset had important levels of heterogeneity (Chi<sup>2</sup> = 11.97; df = 4.0; P = 0.02; I<sup>2</sup> = 67%) (Analysis 1.2).

### 1.2.6 protocol violation

We found 4 trials to be relevant to this subset, with a total of 1257 participants. There was not a clear difference between 'risperidone' and 'placebo' within this subset (RR 0.79, 95% CI 0.39 to 1.62) (Analysis 1.2).

### 1.2.7 reported death

There were 10 relevant trials in this subset, with a total of 1532 participants. There was not a clear difference between 'risperidone' and 'placebo' within this subset (RR 3.07, 95% CI 0.13 to 74.28) (Analysis 1.2).

### 1.2.8 withdrawal of consent

We found 7 trials to be relevant to this subset, with a total of 1589 participants. There was not a clear difference between 'risperidone' and 'placebo' within this subset (RR 1.12, 95% CI 0.80 to 1.56) (Analysis 1.2).

### 1.2.9 other

There were 3 relevant trials in this subset, with a total of 615 participants. For this subset, we did not find evidence of a clear difference between the two treatments (RR 1.03, 95% CI 0.68 to 1.57) (Analysis 1.2).

## 1.3 Global state: 1. average endpoint scores of CGI severity scale (high = poor) - short term (up to 12 weeks)

We identified 3 studies relevant to this outcome, with a total of 457 participants. This outcome had no subsets. We found evidence of a clear difference between 'risperidone' and 'placebo' (MD -0.81, 95% CI -0.89 to -0.73) (Analysis 1.3).

## 1.4 Global state: 2. no significant clinical improvement - short term (up to 12 weeks)

For this outcome we found 4 relevant studies involving 594 participants. There were no subsets in this outcome. We found evidence of a clear difference between 'risperidone' and 'placebo' (RR 0.69, 95% CI 0.57 to 0.83). For this outcome heterogeneity was moderately high (Chi<sup>2</sup> = 5.43; df = 3.0; P = 0.14; I<sup>2</sup> = 44%) (Analysis 1.4).

## 1.5 Global state: 3. needing additional medication - short term (up to 12 weeks)

For this outcome we found six relevant studies, the data from which we divided into seven subsets.

### 1.5.1 benzodiazepine

There was a single trial in this subset, with a total of 42 participants. For this subset, we did not find evidence of a clear difference between the two treatments (RR 0.96, 95% CI 0.77 to 1.2) (Analysis 1.5).



### 1.5.2 benzodiazepine derivatives - lorazepam

There were 2 relevant trials in this subset, with a total of 228 participants. There was not a clear difference between 'risperidone' and 'placebo' within this subset (RR 0.93, 95% CI 0.68 to 1.27) ([Analysis 1.5](#)).

### 1.5.3 benzodiazepine derivatives - Nitrazepam

There was a single trial in this subset, with a total of 184 participants. For this subset, we did not find evidence of a clear difference between the two treatments (RR 0.51, 95% CI 0.10 to 2.72) ([Analysis 1.5](#)).

### 1.5.4 benzodiazepine related drugs - Zolpidem

We found 1 trial to be relevant to this subset, with a total of 184 participants. For this subset, we did not find evidence of a clear difference between the two treatments (RR 0.81, 95% CI 0.53 to 1.23) ([Analysis 1.5](#)).

### 1.5.5 sedative/hypnotic

We found 2 trials to be relevant to this subset, with a total of 230 participants. For this subset, we did not find evidence of a clear difference between the two treatments (RR 0.86, 95% CI 0.69 to 1.06) ([Analysis 1.5](#)).

### 1.5.6 antiparkinsonian

There were 2 relevant trials in this subset, with a total of 172 participants. There was not a clear difference between 'risperidone' and 'placebo' within this subset (RR 1.21, 95% CI 0.79 to 1.86) ([Analysis 1.5](#)).

### 1.5.7 psychotropics

We found 1 trial to be relevant to this subset, with a total of 186 participants. We found evidence of a clear difference between 'risperidone' and 'placebo' within this subset (RR 0.62, 95% CI 0.45 to 0.85) ([Analysis 1.5](#)).

## 1.6 Mental state: 1. average endpoint scores on various scales on psychotic symptoms (high = poor) - short term (up to 12 weeks)

We identified three studies relevant to this outcome, the data from which we divided into five subsets.

### 1.6.1 BPRS total

We found 2 trials to be relevant to this subset, with a total of 171 participants. We found evidence of a clear difference between 'risperidone' and 'placebo' within this subset (MD -12.69, 95% CI -17.06 to -8.32) ([Analysis 1.6](#)).

### 1.6.2 PANSS total

We found 3 trials to be relevant to this subset, with a total of 457 participants. For this outcome, within this subset, we did find evidence that 'risperidone' was clearly different in its effects compared with 'placebo' (MD -17.81, 95% CI -18.17 to -17.45) ([Analysis 1.6](#)).

### 1.6.3 PANSS general pathology

There was a single trial in this subset, with a total of 44 participants. For this outcome, within this subset, we did find evidence that 'risperidone' was clearly different in its effects compared with 'placebo' (MD -13.20, 95% CI -20.15 to -6.25) ([Analysis 1.6](#)).

### 1.6.4 PANSS negative symptom

There were 3 relevant trials in this subset, with a total of 457 participants. We found evidence of a clear difference between 'risperidone' and 'placebo' within this subset (MD -3.10, 95% CI -3.19 to -3.01) ([Analysis 1.6](#)).

### 1.6.5 PANSS positive symptom

We found 3 trials to be relevant to this subset, with a total of 457 participants. For this outcome, within this subset, we did find evidence that 'risperidone' was clearly different in its effects compared with 'placebo' (MD -5.49, 95% CI -6.18 to -4.80) ([Analysis 1.6](#)).

## 1.7 Mental state: 2. skewed data - short term (up to 12 weeks)

These continuous data, from two trials were skewed. Therefore we have reported these data in a separate data table ([Analysis 1.7](#)).

## 1.8 Adverse effects: 1a. extrapyramidal - various effects - short term (up to 12 weeks)

We identified 11 studies relevant to this outcome, the data from which we divided into 12 subsets.

### **1.8.1 general - any significant extrapyramidal symptom**

We found 7 trials to be relevant to this subset, with a total of 1511 participants. We found evidence of a clear difference between 'risperidone' and 'placebo' within this subset (RR 1.56, 95% CI 1.13 to 2.15) ([Analysis 1.8](#)).

### **1.8.2 general - no improvement on AIMS score**

There was a single trial in this subset, with a total of 42 participants. We found evidence of a clear difference between 'risperidone' and 'placebo' within this subset (RR 0.30, 95% CI 0.15 to 0.61) ([Analysis 1.8](#)).

### **1.8.3 general - no improvement on BAS score**

There was a single trial in this subset, with a total of 226 participants. For this outcome, within this subset, we did find evidence that 'risperidone' was clearly different in its effects compared with 'placebo' (RR 1.14, 95% CI 1.01 to 1.28) ([Analysis 1.8](#)).

### **1.8.4 general - needing medication for EPS**

We found 2 trials to be relevant to this subset, with a total of 94 participants. For this subset, we did not find evidence of a clear difference between the two treatments (RR 1.14, 95% CI 0.78 to 1.67) ([Analysis 1.8](#)).

### **1.8.5 specific - akathisia**

We found 5 trials to be relevant to this subset, with a total of 1204 participants. We found evidence of a clear difference between 'risperidone' and 'placebo' within this subset (RR 2.58, 95% CI 1.41 to 4.72). For this subset heterogeneity was moderately high ( $\text{Chi}^2 = 5.63$ ;  $\text{df} = 4.0$ ;  $P = 0.23$ ;  $I^2 = 29\%$ ). ([Analysis 1.8](#)).

### **1.8.6 specific - bradykinesia**

We found 2 trials to be relevant to this subset, with a total of 485 participants. For this subset, we did not find evidence of a clear difference between the two treatments (RR 0.87, 95% CI 0.6 to 1.24) ([Analysis 1.8](#)).

### **1.8.7 specific - dyskinesia**

We found 1 trial to be relevant to this subset, with a total of 303 participants. There was not a clear difference between 'risperidone' and 'placebo' within this subset (RR 0.32, 95% CI 0.01 to 7.86) ([Analysis 1.8](#)).

### **1.8.8 specific - dystonia**

There were 3 relevant trials in this subset, with a total of 687 participants. For this subset, we did not find evidence of a clear difference between the two treatments (RR 3.40, 95% CI 0.26 to 44.46). This subset had important levels of heterogeneity ( $\text{Chi}^2 = 13.09$ ;  $\text{df} = 2.0$ ;  $P = 0.001$ ;  $I^2 = 84\%$ ) ([Analysis 1.8](#)).

### **1.8.9 specific - hypertonia**

There were 3 relevant trials in this subset, with a total of 505 participants. We found evidence of a clear difference between 'risperidone' and 'placebo' within this subset (RR 2.98, 95% CI 1.35 to 6.59). For this subset heterogeneity was moderately high ( $\text{Chi}^2 = 2.87$ ;  $\text{df} = 2.0$ ;  $P = 0.24$ ;  $I^2 = 30\%$ ) ([Analysis 1.8](#)).

### **1.8.10 specific - parkinsonism**

We found 2 trials to be relevant to this subset, with a total of 485 participants. We found evidence of a clear difference between 'risperidone' and 'placebo' within this subset (RR 7.64, 95% CI 1.4 to 41.59) ([Analysis 1.8](#)).

### **1.8.11 specific - tardive dyskinesia**

There was a single trial in this subset, with a total of 303 participants. For this subset, we did not find evidence of a clear difference between the two treatments (RR 6.77, 95% CI 0.35 to 130.03) ([Analysis 1.8](#)).

### **1.8.12 specific - tremor**

We found 5 trials to be relevant to this subset, with a total of 1204 participants. There was not a clear difference between 'risperidone' and 'placebo' within this subset (RR 1.60, 95% CI 0.89 to 2.88). This subset had moderate levels of heterogeneity ( $\text{Chi}^2 = 5.86$ ;  $\text{df} = 4.0$ ;  $P = 0.21$ ;  $I^2 = 32\%$ ) ([Analysis 1.8](#)).

## **1.9 Adverse effects: 1b. extrapyramidal - AIMS average endpoint score - short term (up to 12 weeks)**

For this outcome we found a single study. A greater reduction in AIMS scores were seen for people in the risperidone arm compared to the placebo arm (1 RCT,  $N=42$ , MD -5.50 95% CI -8.60 to -2.40) ([Analysis 1.9](#)).

## **1.10 Adverse effects: 1c. extrapyramidal - skewed data (various scales) - short term (up to 12 weeks)**

These continuous data (four RCTs) had such large SDs as to suggest that analysis within RevMan would be inadvisable. Therefore, we have reported these data in a separate table ([Analysis 1.10](#)).

### **1.11 Adverse effects: 2. any adverse event - short term (up to 12 weeks)**

For this outcome we found 9 relevant studies and categorised data into 16 subsets.

#### **1.11.1 any adverse event**

There were 7 relevant trials in this subset, with a total of 1610 participants. For this subset, we did not find evidence of a clear difference between the two treatments (RR 1.05, 95% CI 0.96 to 1.15). This subset had important levels of heterogeneity ( $\text{Chi}^2 = 14.46$ ;  $\text{df} = 6.0$ ;  $P = 0.02$ ;  $I^2 = 58\%$ ) ([Analysis 1.11](#)).

#### **1.11.2 asthenia**

There were 2 trials in this subset, with a total of 639 participants. For this subset, we did not find evidence of a clear difference between the two treatments (RR 1.93, 95% CI 0.62 to 6.02) ([Analysis 1.11](#)).

#### **1.11.3 back pain**

There was a single trial in this subset, with a total of 202 participants. For this subset, we did not find evidence of a clear difference between the two treatments (RR 1.04, 95% CI 0.38 to 2.86) ([Analysis 1.11](#)).

#### **1.11.4 blurred vision**

There was a single trial in this subset, with a total of 202 participants. For this subset, we did not find evidence of a clear difference between the two treatments (RR 4.16, 95% CI 0.47 to 36.59) ([Analysis 1.11](#)).

#### **1.11.5 cogwheel rigidity**

We found 1 trial to be relevant to this subset, with a total of 226 participants. For this subset, we did not find evidence of a clear difference between the two treatments (RR 5.25, 95% CI 0.69 to 39.88) ([Analysis 1.11](#)).

#### **1.11.6 death**

We found 1 trial to be relevant to this subset, with a total of 182 participants. For this subset, we did not find evidence of a clear difference between the two treatments (RR 3.13, 95% CI 0.13 to 75.92) ([Analysis 1.11](#)).

#### **1.11.7 dental disorder**

There was a single trial in this subset, with a total of 202 participants. There was not a clear difference between 'risperidone' and 'placebo' within this subset (RR 3.64, 95% CI 0.78 to 17.11) ([Analysis 1.11](#)).

#### **1.11.8 dysmenorrhoea**

There were two trials in this subset, with a total of 495 participants. There was not a clear difference between 'risperidone' and 'placebo' within this subset (RR 1.10, 95% CI 0.04 to 30.00) ([Analysis 1.11](#)).

#### **1.11.9 fatigue**

There were two trial in this subset, with a total of 558 participants. For this subset, we did not find evidence of a clear difference between the two treatments (RR 2.23, 95% CI 0.69 to 7.22) ([Analysis 1.11](#)).

#### **1.11.10 fever**

We found 1 trial to be relevant to this subset, with a total of 130 participants. There was not a clear difference between 'risperidone' and 'placebo' within this subset (RR 9.28, 95% CI 0.51 to 168.9) ([Analysis 1.11](#)).

#### **1.11.11 infection**

We found 1 trial to be relevant to this subset, with a total of 202 participants. There was not a clear difference between 'risperidone' and 'placebo' within this subset (RR 0.52, 95% CI 0.10 to 2.78) ([Analysis 1.11](#)).

#### **1.11.12 salivation - increased**

There was a single trial in this subset, with a total of 202 participants. For this subset, we did not find evidence of a clear difference between the two treatments (RR 7.28, 95% CI 0.38 to 139.15) ([Analysis 1.11](#)).

#### **1.11.13 pyrexia**

We found 1 trial to be relevant to this subset, with a total of 182 participants. For this subset, we did not find evidence of a clear difference between the two treatments (RR 1.19, 95% CI 0.45 to 3.16) ([Analysis 1.11](#)).

#### **1.1.1.14 pain**

There was a single trial in this subset, with a total of 121 participants. There was not a clear difference between 'risperidone' and 'placebo' within this subset (RR 1.58, 95% CI 0.47 to 5.31) ([Analysis 1.11](#)).

#### **1.1.1.15 rash (skin)**

There was a single trial in this subset, with a total of 202 participants. There was not a clear difference between 'risperidone' and 'placebo' within this subset (RR 1.19, 95% CI 0.45 to 3.16) ([Analysis 1.11](#)).

#### **1.1.1.16 vaginitis**

There was a single trial in this subset, with a total of 58 participants. For this subset, we did not find evidence of a clear difference between the two treatments (RR 1.07, 95% CI 0.07 to 16.32) ([Analysis 1.11](#)).

### **1.12 Adverse effects: 3. cardiovascular - short term (up to 12 weeks)**

For this outcome we found four relevant studies and categorised data into seven subsets.

#### **1.12.1 dizziness - orthostatic**

There was a single trial in this subset, with a total of 44 participants. For this subset, we did not find evidence of a clear difference between the two treatments (RR 3.0, 95% CI 0.13 to 69.87) ([Analysis 1.12](#)).

#### **1.12.2 ECG abnormal**

We found 1 trial to be relevant to this subset, with a total of 182 participants. There was not a clear difference between 'risperidone' and 'placebo' within this subset (RR 9.40, 95% CI 0.51 to 172.11) ([Analysis 1.12](#)).

#### **1.12.3 heart rate decreased**

We found 1 trial to be relevant to this subset, with a total of 182 participants. There was not a clear difference between 'risperidone' and 'placebo' within this subset (RR 0.52, 95% CI 0.05 to 5.66) ([Analysis 1.12](#)).

#### **1.12.4 heart rate increased**

There was a single trial in this subset, with a total of 182 participants. There was not a clear difference between 'risperidone' and 'placebo' within this subset (RR 0.85, 95% CI 0.37 to 1.96) ([Analysis 1.12](#)).

#### **1.12.5 hypotension - postural**

There was a single trial in this subset, with a total of 44 participants. For this subset, we did not find evidence of a clear difference between the two treatments (RR 3.00, 95% CI 0.13 to 69.87) ([Analysis 1.12](#)).

#### **1.12.6 corrected QT interval > 450 milliseconds or > 10% increase from baseline**

We found 2 trials to be relevant to this subset, with a total of 380 participants. We found evidence of a clear difference between 'risperidone' and 'placebo' within this subset (RR 8.46, 95% CI 1.07 to 67.07) ([Analysis 1.12](#)).

#### **1.12.7 tachycardia**

We found 2 trials to be relevant to this subset, with a total of 332 participants. We found evidence of a clear difference between 'risperidone' and 'placebo' within this subset (RR 12.22, 95% CI 2.33 to 64.1) ([Analysis 1.12](#)).

### **1.13 Adverse effects: 4. central nervous system - short term (up to 12 weeks)**

We identified ten studies relevant to this outcome, the data from which we divided into eight subsets.

#### **1.13.1 agitation**

There were 8 relevant trials in this subset, with a total of 1388 participants. For this subset, we did not find evidence of a clear difference between the two treatments (RR 0.93, 95% CI 0.75 to 1.17) ([Analysis 1.13](#)).

#### **1.13.2 anxiety**

We found 6 trials to be relevant to this subset, with a total of 1225 participants. There was not a clear difference between 'risperidone' and 'placebo' within this subset (RR 1.04, 95% CI 0.73 to 1.48) ([Analysis 1.13](#)).

#### **1.13.3 dizziness**

There were 5 relevant trials in this subset, with a total of 970 participants. There was not a clear difference between 'risperidone' and 'placebo' within this subset (RR 1.41, 95% CI 0.65 to 3.05). This subset had moderate levels of heterogeneity ( $\text{Chi}^2 = 7.37$ ;  $\text{df} = 4.0$ ;  $P = 0.12$ ;  $I^2 = 46\%$ ) ([Analysis 1.13](#)).

#### **1.13.4 headache**

We found 10 trials to be relevant to this subset, with a total of 1905 participants. For this subset, we did not find evidence of a clear difference between the two treatments (RR 0.99, 95% CI 0.81 to 1.21) ([Analysis 1.13](#)).

#### **1.13.5 insomnia**

We found 10 trials to be relevant to this subset, with a total of 1905 participants. There was not a clear difference between 'risperidone' and 'placebo' within this subset (RR 1.16, 95% CI 0.97 to 1.39) ([Analysis 1.13](#)).

#### **1.13.6 sedation**

There were two trials in this subset, with a total of 517 participants. For this subset, we did not find evidence of a clear difference between the two treatments (RR 1.84, 95% CI 0.52 to 6.50) ([Analysis 1.13](#)).

#### **1.13.7 somnolence**

We found 6 trials to be relevant to this subset, with a total of 951 participants. We found evidence of a clear difference between 'risperidone' and 'placebo' within this subset (RR 1.61, 95% CI 1.06 to 2.45) ([Analysis 1.13](#)).

#### **1.13.8 restlessness**

There were two trials in this subset, with a total of 619 participants. For this subset, we did not find evidence of a clear difference between the two treatments (RR 1.16, 95% CI 0.49 to 2.74) ([Analysis 1.13](#)).

#### **1.14 Adverse effects: 5. endocrine - serum prolactin increase above reference range (23 ng/ml) - short term (up to 12 weeks)**

For this outcome we found 2 relevant studies, with a total of 323 participants. There were no subsets in this outcome. We found evidence of a clear difference between 'risperidone' and 'placebo' (RR 12.14, 95% CI 4.38 to 33.68). For this outcome heterogeneity was high ( $\text{Chi}^2 = 2.14$ ;  $\text{df} = 1.0$ ;  $P = 0.14$ ;  $I^2 = 53\%$ ).

#### **1.15 Adverse effects: 6. gastrointestinal system - short term (up to 12 weeks)**

For this outcome we found ten relevant studies and categorised data into six subsets.

#### **1.15.1 constipation**

We found 8 trials to be relevant to this subset, with a total of 1695 participants. We found evidence of a clear difference between 'risperidone' and 'placebo' within this subset (RR 1.88, 95% CI 1.19 to 2.96) ([Analysis 1.15](#)).

#### **1.15.2 diarrhoea**

There was a single trial in this subset, with a total of 202 participants. For this subset, we did not find evidence of a clear difference between the two treatments (RR 0.92, 95% CI 0.37 to 2.3) ([Analysis 1.15](#)).

#### **1.15.3 dry mouth**

We found 1 trial to be relevant to this subset, with a total of 202 participants. There was not a clear difference between 'risperidone' and 'placebo' within this subset (RR 2.43, 95% CI 0.65 to 9.12) ([Analysis 1.15](#)).

#### **1.15.4 dyspepsia**

There were 5 relevant trials in this subset, with a total of 1058 participants. There was not a clear difference between 'risperidone' and 'placebo' within this subset (RR 1.24, 95% CI 0.64 to 2.40) ([Analysis 1.15](#)).

#### **1.15.5 nausea**

There were 6 relevant trials in this subset, with a total of 1225 participants. There was not a clear difference between 'risperidone' and 'placebo' within this subset (RR 1.18, 95% CI 0.75 to 1.86) ([Analysis 1.15](#)).

#### **1.15.6 vomiting**

There were 5 relevant trials in this subset, with a total of 1181 participants. There was not a clear difference between 'risperidone' and 'placebo' within this subset (RR 1.16, 95% CI 0.65 to 2.07) ([Analysis 1.15](#)).

#### **1.16 Adverse effects: 7a. metabolic - weight gain - short term (up to 12 weeks)**

For this outcome we found six relevant studies, the data from which we divided into two subsets.

#### **1.16.1 any gain**

We found 3 trials to be relevant to this subset, with a total of 910 participants. For this outcome, within this subset, we did find evidence that 'risperidone' was clearly different in its effects compared with 'placebo' (RR 3.77, 95% CI 1.34 to 10.63) ([Analysis 1.16](#)).

### **1.16.2 > 7% increase from baseline**

We found 3 trials to be relevant to this subset, with a total of 606 participants. For this outcome, within this subset, we did find evidence that 'risperidone' was clearly different in its effects compared with 'placebo' (RR 3.47, 95% CI 1.64 to 7.33) ([Analysis 1.16](#)).

### **1.17 Adverse effects: 7b. metabolic - skewed data - average change value on lipid profile - short term (up to 12 weeks)**

These continuous data (two RCTs) had such large SDs as to suggest that analysis within RevMan would be inadvisable. Therefore, we presented them in an separate table ([Analysis 1.17](#)).

### **1.18 Adverse effects: 8. musculoskeletal system - short term (up to 12 weeks)**

We identified one study relevant to this outcome and categorised data into two subsets.

#### **1.18.1 myalgia**

We found 1 trial to be relevant to this subset, with a total of 202 participants. There was not a clear difference between 'risperidone' and 'placebo' within this subset (RR 0.69, 95% CI 0.12 to 4.06). ([Analysis 1.18](#)).

#### **1.18.2 joint disorder**

We found 1 trial to be relevant to this subset, with a total of 202 participants. For this subset, we did not find evidence of a clear difference between the two treatments (RR 2.6, 95% CI 0.52 to 13.1) ([Analysis 1.18](#)).

### **1.19 Adverse effects: 9. physiology - short term (up to 12 weeks)**

For this outcome we found two studies and categorised data into four subsets.

#### **1.19.1 alanine aminotransferase increased**

There was a single trial in this subset, with a total of 182 participants. For this subset, we did not find evidence of a clear difference between the two treatments (RR 1.04, 95% CI 0.07 to 16.45) ([Analysis 1.19](#)).

#### **1.19.2 aspartate aminotransferase increased**

There was a single trial in this subset, with a total of 182 participants. No increase occurred in either group. ([Analysis 1.19](#)).

#### **1.19.3 blood creatine phosphokinase increased**

We found 2 trials to be relevant to this subset, with a total of 619 participants. For this subset, we did not find evidence of a clear difference between the two treatments (RR 0.67, 95% CI 0.23 to 1.95) ([Analysis 1.19](#)).

#### **1.19.4 blood pressure increased**

There was a single trial in this subset, with a total of 182 participants. There was not a clear difference between 'risperidone' and 'placebo' within this subset (RR 1.04, 95% CI 0.15 to 7.26) ([Analysis 1.19](#)).

### **1.20 Adverse effects: 10. respiratory system - short term (up to 12 weeks)**

For this outcome we found four relevant studies and categorised data into three subsets.

#### **1.20.1 upper respiratory infection**

There were 2 relevant trials in this subset, with a total of 323 participants. We found evidence of a clear difference between 'risperidone' and 'placebo' within this subset (RR 2.83, 95% CI 1.03 to 7.74) ([Analysis 1.20](#)).

#### **1.20.2 pharyngitis**

There was a single trial in this subset, with a total of 202 participants. For this subset, we did not find evidence of a clear difference between the two treatments (RR 0.42, 95% CI 0.08 to 2.1) ([Analysis 1.20](#)).

#### **1.20.3 rhinitis**

There were 2 relevant trials in this subset, with a total of 306 participants. For this outcome, within this subset, we found evidence that 'risperidone' was clearly different in its effects compared with 'placebo' (RR 10.81, 95% CI 2.58 to 45.29) ([Analysis 1.20](#)).

#### **1.20.4 Sinusitis**

There were 1 relevant trial in this subset, with a total of 437 participants. For this outcome, we did not find evidence of a clear difference between the two treatments (RR 1.04, 95% CI 0.09 to 11.36) ([Analysis 1.20](#)).

## **2. COMPARISON 2: RISPERIDONE plus CLOZAPINE versus PLACEBO plus CLOZAPINE**

This particular comparison had 23 outcomes.

### **2.1 Mental state: no clinically significant response in psychotic symptoms (defined by PANSS/BPRS < 20% decline) - short term (up to 12 weeks)**

For this outcome two relevant studies found no clear difference between treatments (2 RCTS, N = 98, RR 1.15, 95% CI 0.93 to 1.42 [Analysis 2.1](#) )

### **2.2 Leaving the study early - short term (up to 12 weeks)**

For this outcome we found three relevant studies and categorised data into nine subsets.

#### **2.2.1 any reason**

We found 3 trials to be relevant to this subset, with a total of 167 participants. For this subset, we did not find evidence of a clear difference between the two treatments (RR 1.13, 95% CI 0.53 to 2.42) ([Analysis 2.2](#)).

#### **2.2.2 due to adverse events**

There were 2 relevant trials in this subset, with a total of 137 participants. There was not a clear difference between 'risperidone plus clozapine' and 'placebo plus clozapine' within this subset (RR 4.11, 95% CI 0.47 to 36.24) ([Analysis 2.2](#)).

#### **2.2.3 due to lack of efficacy**

We found 1 trial to be relevant to this subset, with a total of 69 participants. There was not a clear difference between 'risperidone plus clozapine' and 'placebo plus clozapine' within this subset (RR 0.55, 95% CI 0.11 to 2.78) ([Analysis 2.2](#)).

#### **2.2.4 due to noncompliance**

We found 1 trial to be relevant to this subset, with a total of 69 participants. For this subset, we did not find evidence of a clear difference between the two treatments (RR 0.36, 95% CI 0.02 to 8.61) ([Analysis 2.2](#)).

#### **2.2.5 lost to follow-up**

We found 1 trial to be relevant to this subset, with a total of 69 participants. For this subset, we did not find evidence of a clear difference between the two treatments (RR 0.36, 95% CI 0.02 to 8.61) ([Analysis 2.2](#)).

#### **2.2.6 reported death**

There was a single trial in this subset, with a total of 68 participants. No deaths were reported. ([Analysis 2.2](#)).

#### **2.2.7 withdrawal of consent**

There were 3 relevant trials in this subset, with a total of 167 participants. For this subset, we did not find evidence of a clear difference between the two treatments (RR 1.41, 95% CI 0.28 to 7.09) ([Analysis 2.2](#)).

#### **2.2.8 administrative reasons**

We found 1 trial to be relevant to this subset, with a total of 69 participants. For this subset, we did not find evidence of a clear difference between the two treatments (RR 5.44, 95% CI 0.27 to 109.34) ([Analysis 2.2](#)).

#### **2.2.9 abnormal lab results**

We found 1 trial to be relevant to this subset, with a total of 69 participants. For this subset, we did not find evidence of a clear difference between the two treatments (RR 0.36, 95% CI 0.02 to 8.61) ([Analysis 2.2](#)).

### **2.3 Global state: 1. average endpoint scores of CGI severity scale (high = poor) - short term (up to 12 weeks)**

We identified 1 study relevant to this outcome involving 65 participants. This outcome had no subsets. We did not find evidence of a clear difference between the two treatments in this comparison (MD 0.51, 95% CI 0.02 to 1.00).

### **2.4 Global state: 2. no significant clinical improvement - short term (up to 12 weeks)**

We identified 1 study relevant to this outcome, with a total of 68 participants. There were no subsets in this outcome. We did not find evidence of a clear difference between the two treatments in this comparison (RR 1.12, 95% CI 0.87 to 1.44) ([Analysis 2.4](#)).

### **2.5 Global state: 3. general functioning - average endpoint GAF score (high = good) - short term (up to 12 weeks)**

We identified 1 study relevant to this outcome involving 30 participants. This outcome had no subsets. We found evidence of a clear difference between 'risperidone plus clozapine' and 'placebo plus clozapine' (MD -4.50, 95% CI -8.38 to -0.62) ([Analysis 2.5](#)).

### **2.6 Mental state: 1. average endpoint scores on various scales on psychotic symptoms (high = poor) - short term (up to 12 weeks)**

For this outcome we found two relevant studies and categorised data into five subsets.

### 2.6.1 PANSS total

We found 2 trials to be relevant to this subset, with a total of 95 participants. We found evidence of a clear difference between 'risperidone plus clozapine' and 'placebo plus clozapine' within this subset (MD 5.56, 95% CI 1.59 to 9.53) ([Analysis 2.6](#)).

### 2.6.2 PANSS general pathology

There was a single trial in this subset, with a total of 30 participants. There was not a clear difference between 'risperidone plus clozapine' and 'placebo plus clozapine' within this subset (MD 2.50, 95% CI 0.03 to 4.97) ([Analysis 2.6](#)).

### 2.6.3 PANSS delusion

We found 1 trial to be relevant to this subset, with a total of 30 participants. There was not a clear difference between 'risperidone plus clozapine' and 'placebo plus clozapine' within this subset (MD 0.70, 95% CI 0.09 to 1.31) ([Analysis 2.6](#)).

### 2.6.4 PANSS negative symptom

We found 2 trials to be relevant to this subset, with a total of 95 participants. For this subset, we did not find evidence of a clear difference between the two treatments (MD 0.69, 95% CI -0.68 to 2.05) ([Analysis 2.6](#)).

### 2.6.5 PANSS positive symptom

We found 2 trials to be relevant to this subset, with a total of 95 participants. For this subset, we did not find evidence of a clear difference between the two treatments (MD 2.30, 95% CI 0.98 to 3.62) ([Analysis 2.6](#)).

## 2.7 Mental state: 2. average endpoint scores on various scales on psychotic symptoms (high = poor) - medium term (up to 26 weeks)

For this outcome we found a single study, the data from which we divided into four subsets.

### 2.7.1 BPRS total

We found 1 trial to be relevant to this subset, with a total of 53 participants. We found evidence of a clear difference between 'risperidone plus clozapine' and 'placebo plus clozapine' within this subset (MD -4.60, 95% CI -9.88 to 0.68) ([Analysis 2.7](#)).

### 2.7.2 BPRS positive symptom

There was a single trial in this subset, with a total of 53 participants. For this subset, we did not find evidence of a clear difference between the two treatments (MD -0.90, 95% CI -2.81 to 1.01) ([Analysis 2.7](#)).

### 2.7.3 BPRS anxiety/depression factor

There was a single trial in this subset, with a total of 53 participants. We found evidence of a clear difference between 'risperidone plus clozapine' and 'placebo plus clozapine' within this subset (MD -1.00, 95% CI -2.80 to 0.80) ([Analysis 2.7](#)).

### 2.7.4 SANS total

We found 1 trial to be relevant to this subset, with a total of 53 participants. There was not a clear difference between 'risperidone plus clozapine' and 'placebo plus clozapine' within this subset (MD -3.10, 95% CI -10.30 to 4.10) ([Analysis 2.7](#)).

## 2.8 Mental state: 3. skewed data - short term (up to 12 weeks)

These continuous data (two RCTs) had such large SDs as to suggest that analysis within RevMan would be inadvisable. Therefore, we have presented them in a separate data table ([Analysis 2.8](#)).

## 2.9 Adverse effects: 1a. extrapyramidal - average endpoint SAS score - short term (up to 12 weeks)

For this outcome we found a single study. People in the risperidone + clozapine arm were less likely to experience extrapyramidal adverse events as reported on the SAS than those in the placebo + clozapine arm (1 RCT, N=30, MD -0.90 95% CI -1.97 to 0.17) ([Analysis 2.9](#)).

## 2.10 Adverse effects: 1b. extrapyramidal - skewed data (various scales) - short term (up to 12 weeks)

These continuous data (two RCTs) had such large SDs as to suggest that analysis within RevMan would be inadvisable. Therefore, we have presented them in a separate data table ([Analysis 2.10](#)).

## 2.11 Adverse effects: 1c. extrapyramidal - skewed data (various scales) - medium term (up to 26 weeks)

These continuous data (one RCT) were too skewed to report in a graphic. Therefore, we have reported these data in a separate data table ([Analysis 2.11](#)).



## **2.12 Adverse effects: 2. any adverse event - short term (up to 12 weeks)**

We identified one study relevant to this outcome and categorised data into nine subsets.

### **2.12.1 any adverse event**

We found 1 trial to be relevant to this subset, with a total of 64 participants. For this subset, we did not find evidence of a clear difference between the two treatments (RR 1.14, 95% CI 0.83 to 1.58) ([Analysis 2.12](#)).

### **2.12.2 amenorrhoea**

There was a single trial in this subset, with a total of 64 participants. For this subset, we did not find evidence of a clear difference between the two treatments (RR 3.00, 95% CI 0.13 to 71.0) ([Analysis 2.12](#)).

### **2.12.3 asthenia**

There was a single trial in this subset, with a total of 64 participants. There was not a clear difference between 'risperidone plus clozapine' and 'placebo plus clozapine' within this subset (RR 1.08, 95% CI 0.61 to 1.91) ([Analysis 2.12](#)).

### **2.12.4 depression**

We found 1 trial to be relevant to this subset, with a total of 64 participants. There was not a clear difference between 'risperidone plus clozapine' and 'placebo plus clozapine' within this subset (RR 1.20, 95% CI 0.61 to 2.37) ([Analysis 2.12](#)).

### **2.12.5 emotional indifference**

We found 1 trial to be relevant to this subset, with a total of 64 participants. There was not a clear difference between 'risperidone plus clozapine' and 'placebo plus clozapine' within this subset (RR 1.11, 95% CI 0.52 to 2.37) ([Analysis 2.12](#)).

### **2.12.6 fatigue**

We found 1 trial to be relevant to this subset, with a total of 64 participants. For this subset, we did not find evidence of a clear difference between the two treatments (RR 1.08, 95% CI 0.61 to 1.91) ([Analysis 2.12](#)).

### **2.12.7 failing memory**

There was a single trial in this subset, with a total of 64 participants. There was not a clear difference between 'risperidone plus clozapine' and 'placebo plus clozapine' within this subset (RR 0.67, 95% CI 0.32 to 1.41) ([Analysis 2.12](#)).

### **2.12.8 increased duration of sleep**

We found 1 trial to be relevant to this subset, with a total of 64 participants. There was not a clear difference between 'risperidone plus clozapine' and 'placebo plus clozapine' within this subset (RR 1.00, 95% CI 0.51 to 1.97) ([Analysis 2.12](#)).

### **2.12.9 salivation - increased**

We found 1 trial to be relevant to this subset, with a total of 64 participants. For this subset, we did not find evidence of a clear difference between the two treatments (RR 1.25, 95% CI 0.81 to 1.94) ([Analysis 2.12](#)).

## **2.13 Adverse effects: 3a. cardiovascular - short term (up to 12 weeks)**

For this outcome we found a single study and categorised data into three subsets (in keeping with our protocol).

### **2.13.1 dizziness - orthostatic**

We found 1 trial to be relevant to this subset, with a total of 64 participants. There was not a clear difference between 'risperidone plus clozapine' and 'placebo plus clozapine' within this subset (RR 1.00, 95% CI 0.43 to 2.34) ([Analysis 2.13](#)).

### **2.13.2 palpitation**

There was a single trial in this subset, with a total of 64 participants. For this subset, we did not find evidence of a clear difference between the two treatments (RR 1.00, 95% CI 0.27 to 3.66) ([Analysis 2.13](#)).

### **2.13.3 tachycardia**

We found 1 trial to be relevant to this subset, with a total of 64 participants. There was not a clear difference between 'risperidone plus clozapine' and 'placebo plus clozapine' within this subset (RR 1.00, 95% CI 0.27 to 3.66) ([Analysis 2.13](#)).

## **2.14 Adverse effects: 3b. cardiovascular - corrected QT interval - short term (up to 12 weeks)**

For this outcome we found a single study, with a total of 30 participants. There were no subsets in this outcome. We did not find evidence of a clear difference between the two treatments in this comparison (MD -19.70, 95% CI -42.08 to 2.68).

## **2.15 Adverse effects: 4. central nervous system - short term (up to 12 weeks)**

For this outcome we found a single study and categorised data into three subsets.

### 2.15.1 sedation

There was a single trial in this subset, with a total of 64 participants. There was not a clear difference between 'risperidone plus clozapine' and 'placebo plus clozapine' within this subset (RR 1.46, 95% CI 0.88 to 2.43) (Analysis 2.15).

### 2.15.2 somnolence

We found 1 trial to be relevant to this subset, with a total of 64 participants. For this subset, we did not find evidence of a clear difference between the two treatments (RR 1.00, 95% CI 0.51 to 1.97) (Analysis 2.15).

### 2.15.3 tension

We found 1 trial to be relevant to this subset, with a total of 64 participants. For this subset, we did not find evidence of a clear difference between the two treatments (RR 1.23, 95% CI 0.71 to 2.12) (Analysis 2.15).

## 2.16 Adverse effects: 5. gastrointestinal system - short term (up to 12 weeks)

For this outcome we found a single study and categorised data into one subset.

### 2.16.1 constipation

We found 1 trial to be relevant to this subset, with a total of 64 participants. For this subset, we did not find evidence of a clear difference between the two treatments (RR 0.71, 95% CI 0.25 to 2.02) (Analysis 2.16).

## 2.17 Adverse effects: 6a. haematological - short term (up to 12 weeks)

We identified two studies relevant to this outcome and categorised data into three subsets.

### 2.17.1 neutrophil count

There was a single trial in this subset, with a total of 57 participants. For this subset, we did not find evidence of a clear difference between the two treatments (MD 0.37, 95% CI -0.42 to 1.16) (Analysis 2.17).

### 2.17.2 prolactin level, ng/mL

We found 1 trial to be relevant to this subset, with a total of 30 participants. For this outcome, within this subset, we did find evidence that 'risperidone plus clozapine' was clearly different in its effects compared with 'placebo plus clozapine' (MD 60.1, 95% CI 46.52 to 73.68) (Analysis 2.17).

### 2.17.3 white cell count

There was a single trial in this subset, with a total of 61 participants. For this subset, we did not find evidence of a clear difference between the two treatments (MD 0.66, 95% CI -0.20 to 1.52) (Analysis 2.17).

## 2.18 Adverse effects: 6b. haematological - medium term (up to 26 weeks)

For this outcome we found a single study, the data from which we divided into two subsets.

### 2.18.1 prolactin level ng/mL

There was a single trial in this subset, with a total of 44 participants. We found evidence of a clear difference between 'risperidone plus clozapine' and 'placebo plus clozapine' within this subset (MD 34.1, 95% CI 17.63 to 50.57) (Analysis 2.18).

### 2.18.2 fasting glucose

There was a single trial in this subset, with a total of 40 participants. There was not a clear difference between 'risperidone plus clozapine' and 'placebo plus clozapine' within this subset (MD -4.60, 95% CI -17.09 to 7.89) (Analysis 2.18).

## 2.19 Adverse effects: 7a. metabolic - weight gain - short term (up to 12 weeks)

There was a single trial in this subset, with a total of 64 participants. For this subset, we did not find evidence of a clear difference between the two treatments (RR 1.00, 95% CI 0.40 to 2.52) (Analysis 2.19).

## 2.20 Adverse effects: 7a. metabolic - weight gain - medium term (up to 26 weeks)

We found 1 trial to be relevant to this subset, with a total of 48 participants. There was not a clear difference between 'risperidone plus clozapine' and 'placebo plus clozapine' within this subset (RR 0.20, 95% CI 0.01 to 3.96) (Analysis 2.20).

## 2.21 Adverse effects: 7b. metabolic - average endpoint value on lipid profile - short term (up to 12 weeks)

For this outcome we found a single study and categorised data into four subsets.

### 2.21.1 cholesterol - total (mg/dl)

We found 1 trial to be relevant to this subset, with a total of 56 participants. For this subset, we did not find evidence of a clear difference between the two treatments (MD -6.60, 95% CI -29.05 to 15.85) (Analysis 2.21).

### 2.21.2 high-density lipoprotein cholesterol (mg/dl)

We found 1 trial to be relevant to this subset, with a total of 52 participants. For this subset, we did not find evidence of a clear difference between the two treatments (MD 0.00, 95% CI -8.44 to 8.44) (Analysis 2.21).

### 2.21.3 low-density lipoprotein cholesterol (mg/dl)

There was a single trial in this subset, with a total of 53 participants. There was not a clear difference between 'risperidone plus clozapine' and 'placebo plus clozapine' within this subset (MD -6.90, 95% CI -26.02 to 12.22) (Analysis 2.21).

### 2.21.4 triglycerides (mg/dl)

There was a single trial in this subset, with a total of 56 participants. For this subset, we did not find evidence of a clear difference between the two treatments (MD 6.20, 95% CI -57.57 to 69.97) (Analysis 2.21).

## 2.22 Adverse effects: 7c. metabolic - average endpoint value - short term (up to 12 weeks)

We identified two studies relevant to this outcome, the data from which we divided into four subsets.

### 2.22.1 body mass index

We found 1 trial to be relevant to this subset, with a total of 63 participants. There was not a clear difference between 'risperidone plus clozapine' and 'placebo plus clozapine' within this subset (MD 1.70, 95% CI -0.99 to 4.39) (Analysis 2.22).

### 2.22.2 fasting glucose (mg/dl)

We found 1 trial to be relevant to this subset, with a total of 51 participants. There was not a clear difference between 'risperidone plus clozapine' and 'placebo plus clozapine' within this subset (MD 16.20, 95% CI -3.12 to 35.52) (Analysis 2.22).

### 2.22.3 waist circumference (cm)

There was a single trial in this subset, with a total of 61 participants. There was not a clear difference between 'risperidone plus clozapine' and 'placebo plus clozapine' within this subset (MD 5.10, 95% CI -4.14 to 14.34) (Analysis 2.22).

### 2.22.4 weight gain

We found 2 trials to be relevant to this subset, with a total of 94 participants. For this subset, we did not find evidence of a clear difference between the two treatments (MD 0.34, 95% CI -0.84 to 1.53) (Analysis 2.22).

## 2.23 Adverse effects: 8. sleep - skewed data - average change score (UKU) - short term (up to 12 weeks)

These continuous data, from a single trial, had such large SDs as to suggest that analysis within RevMan would be inadvisable. Therefore, we have presented them in a separate data table (Analysis 2.23).

## 2.24 Quality of life: average endpoint score (QLS, high = good) - short term (up to 12 weeks)

We identified 1 study relevant to this outcome involving 30 participants. There were no subsets in this outcome. There was not a clear difference between 'risperidone plus clozapine' and 'placebo plus clozapine' (MD 0.80, 95% CI -5.44 to 7.04) (Analysis 2.24).

## 3. COMPARISON 3: SENSITIVITY ANALYSIS: RISPERIDONE versus PLACEBO (based on attrition)

This particular comparison had only one outcome.

### 3.1 Mental state: 1. no clinically significant response (defined by PANSS/BPRS) - short term (up to 12 weeks)

We identified six studies relevant to this outcome and categorised data into two subsets (in keeping with our protocol).

#### 3.1.1 defined by PANSS/BPRS < 20% decline

We found 6 trials to be relevant to this subset, with a total of 864 participants. We found evidence of a clear difference between 'sensitivity analysis: risperidone' and 'placebo (based on attrition)' within this subset (RR 0.64, 95% CI 0.52 to 0.78). For this outcome heterogeneity was high ( $\text{Chi}^2 = 12.27$ ;  $\text{df} = 5.0$ ;  $P = 0.03$ ;  $I^2 = 59\%$ ) (Analysis 3.1).

#### 3.1.2 defined by PANSS/BPRS < 20% decline (without studies with > 50% leaving the study early)

There were 3 relevant trials in this subset, with a total of 589 participants. We found evidence of a clear difference between 'sensitivity analysis: risperidone' and 'placebo (based on attrition)' within this subgroup (RR 0.77, CI 0.67 to 0.88) (Analysis 3.1).

## ADDITIONAL SUMMARY OF FINDINGS *[Explanation]*

RISPERIDONE + CLOZAPINE compared to PLACEBO + CLOZAPINE for schizophrenia						
<b>Patient or population:</b> people with schizophrenia <b>Settings:</b> inpatient and outpatient <b>Intervention:</b> RISPERIDONE + CLOZAPINE <b>Comparison:</b> PLACEBO + CLOZAPINE						
Outcomes	Illustrative comparative risks* (95% CI)		Relative effect (95% CI)	No of Participants (studies)	Quality of the evidence (GRADE)	Comments
	Assumed risk	Corresponding risk				
	PLACEBO + CLOZAPINE	RISPERIDONE + CLOZAPINE				
<b>Mental state: no clinically significant response in psychotic symptoms - short term</b> PANSS/BPRS < 20% decline Follow-up: 6-8 weeks	Moderate <sup>1</sup>		RR 1.15 (0.93 to 1.42)	98 (2 studies)	⊕⊕○○ <b>low</b> <sup>1,2</sup>	
	725 per 1000	834 per 1000 (674 to 1000)				
<b>Leaving the study early due to any reason - short term</b> Follow-up: 12 weeks	119 per 1000	135 per 1000 (63 to 288)	RR1.13 (0.53 to 2.42)	167 (3 studies)	⊕○○○ <b>very low</b> <sup>1,2,3</sup>	
<b>Global state: no significant clinical improvement - CGI short term</b> Follow-up: 8 weeks	735 per 1000 <sup>3</sup>	824 per 1000 (640 to 1000)	RR 1.12 (0.87 to 1.44)	68 (1 study)	⊕⊕○○ <b>low</b> <sup>1,2</sup>	

<b>Adverse effects: extrapyramidal - short term</b> Follow-up: 12 weeks	See comment	See comment	Not estimable	-	See comment	No study reported this outcome
--	-------------	-------------	---------------	---	-------------	--------------------------------

\*The basis for the **assumed risk** (e.g. the median control group risk across studies) is provided in footnotes. The **corresponding risk** (and its 95% confidence interval) is based on the assumed risk in the comparison group and the **relative effect** of the intervention (and its 95% CI).  
**CI:** Confidence interval; **RR:** Risk ratio

GRADE Working Group grades of evidence

**High quality:** Further research is very unlikely to change our confidence in the estimate of effect.

**Moderate quality:** Further research is likely to have an important impact on our confidence in the estimate of effect and may change the estimate.

**Low quality:** Further research is very likely to have an important impact on our confidence in the estimate of effect and is likely to change the estimate.

**Very low quality:** We are very uncertain about the estimate.

- <sup>1</sup> Downgraded one level due to risk of bias: studies contributing data to this body of evidence have unclear risk of bias in one or more domains.
- <sup>2</sup> Downgraded one level due to imprecision: wide confidence interval including no effect and appreciable harm, and less than optimal information size.
- <sup>3</sup> Downgraded one level due to publication bias: 'strongly suspected' - most studies were sponsored by pharmaceutical companies.

## DISCUSSION

### Summary of main results

#### 1. COMPARISON 1: RISPERIDONE versus PLACEBO

All of the included studies contributed data towards the comparison of risperidone versus placebo. Despite there being data from 15 studies in total, more often than not only a few studies contributed useable data towards each outcome. Most of the findings were based on few data, which in the majority of cases was of poor quality. The ratings within the Summary of findings table 1 reflect this, as we have judged the overall quality of evidence to be low or very low for each of the four main clinically relevant outcomes.

There is a clear difference in the treatment effect favouring risperidone group. Compared to placebo, people who received risperidone has a 36% risk reduction (very low quality of evidence) in not achieving clinically significant improvement in psychotic symptoms. The effect withstood, even when three studies with >50% attrition rate were removed from the analysis (3 RCTs, N = 589, RR 0.77, CI 0.67 to 0.88). Risperidone group also achieved greater reduction on BPRS score (a reduction of 12.69 compared to placebo group) and PANSS score (a reduction of 17.81 compared to placebo group). However the quality of evidence is compromised due to risk of bias of included studies, the slight heterogeneity and the involvement of industry sponsorship. Similarly, risperidone group are more likely to achieve significant clinical improvement than placebo group (a risk reduction of 31% in risperidone group, very low quality of evidence).

A variety of reasons have caused people to leave the study early, but most showed no clear difference between groups. However, placebo group had significantly more people left the study early due to lack of efficacy (a risk reduction of 61% if one receives risperidone, low quality evidence). Overall, risperidone group is 31% less likely to drop out early compared to placebo group (low quality evidence). The participants have also experienced a range of adverse events, but most had similar incidence rate between groups, but some clearly favoured placebo group including, EPS (1.56 times less likely compared to risperidone group), akathisia (2.58 times times less likely compared to risperidone group), hypertension (2.98 times times less likely compared to risperidone group) and parkinsonism (7.64 times times less likely compared to risperidone group), somnolence (1.61 times times less likely compared to risperidone group), constipation (1.88 times less likely), weight gain (3.77 times less likely), upper respiratory infection (2.83 times less likely), rhinitis (10.81 times less likely).

#### 2. COMPARISON 2: RISPERIDONE plus CLOZAPINE versus PLACEBO plus CLOZAPINE

When combined with clozapine, there was no obvious difference between groups in achieving clinically significant response in psychotic symptoms (low quality evidence). However, placebo plus clozapine group achieved greater reduction in PANSS score (MD = 5.56, 95% CI 1.59 to 9.53), while risperidone plus clozapine group appeared to produce more improvement in general functioning as assessed by GAF (MD = -4.5, 95% CI -8.38 to -0.62). Participants left the study early for a variety of reasons, but none of which discriminated against any interventions (very low quality of evidence). Similarly, we did not find any clear difference in the adverse events experienced between groups.

#### Overall completeness and applicability of evidence

The review included 15 studies (n = 2428) of relatively short duration, between 8 and 16 weeks, hence limiting the applicability of the results of this review to long term use of risperidone. All participants in included trials were adults diagnosed with schizophrenia or schizoaffective disorder. The studies took place in both primary and secondary care settings, however, most were conducted in high income countries, hence the evidence should be applied with care in developing countries. There was a lack of data in included studies on the following outcome, including service utilisation and quality of life.

#### Issue of placebo-controlled trials

Placebo-controlled trials have been used as a licensing requirement by the US Food and Drug Administration (FDA) and other regulatory authorities for some time. Since 1964, the Helsinki Ethical Principles for Medical Research Involving Human Subjects [WMA 2008](#) have been considered a benchmark for trialists around the world ([WMA 2008](#)). However, recently it has been argued that it is unethical to conduct trials involving placebo arms for conditions that have an established standard treatment. Also recently, the FDA has adopted the less rigorous Good Clinical Practice as an alternative to the Helsinki declaration, although this has invited numerous criticisms ([Lurie 1997](#); [Lurie 2005](#)). Nevertheless, placebo trials do still have an important place, and some ethical bodies around the world do approve of trial methodologies with placebo arms. We suggest that the findings of this review support the continued need for placebo-controlled studies. risperidone is a widely used drug. That many of the effects of this compound are not that different from a placebo is important and would not have been highlighted but for the use of this type of study.

#### Quality of the evidence

The quality of reporting in most studies could have been much better ([Figure 4](#)). Well over half of the included studies have concerns in sequence generation and allocation concealment. There

has also been some controversy over the trials conducted by Borison, with the author being accused of scientific fraud (see [Included studies](#)). Although, the trialists have not been found to have fabricated research data, this cast a shadow to the findings of his trials ([AHRP 2006](#); [CBS News 2000](#)[CBS News 2000](#)[AHRP 2006](#)). Now, years after the first Consolidated Standards of Reporting Trials (CONSORT) statement ([Begg 1996](#)), it is expected that all relevant details of methodology that are likely to influence outcome, such as means of allocation and concealment of allocation, are documented and reported. Only 5 out of 13 studies provided information about sequence generation, and 3 out of 13 provided any details about allocation concealment. Good randomisation methodology is essential, and more so for smaller trials, as it ensures that confounding variables are as equally distributed as possible between the intervention and control groups. Poor quality or inadequate randomisation procedures would instead produce imbalance between groups in terms of participant selection and could potentially bias the result.

### Potential biases in the review process

The authors of this review made every effort to minimise bias in the review process by strictly following the Cochrane Handbook and conduct expectations. The majority of data in this review were collected from published reports. Even though we identified substantial number of conference proceedings and unpublished reports, however, we were not able to extract much data from these reports due to either poor reporting or lack of collection at trial stage, therefore, could not be used in this review. For example, in some studies trialists reported mean without standard deviation. Our attempts to contact authors of trials for additional data were unsuccessful. This directly results in

### 2. Omission of relevant data or studies

As defined in our protocol, we had to omit efficacy measures from studies that had attrition rates of higher than 50% at study end-point in a sensitivity analysis for our main outcomes. We are not sure if this is correct, but have identified no ready solution to the problem of missing data and when assumptions become too much and undermine credibility ([Xia 2009](#)). Certainly, high attrition rates, poor reporting, and poor methodology, combined with the rules we had set ourselves within our protocol, limited the information available for us to use. We feel that people can leave the trials for several reasons, most of which are not specified in the reports. Many studies carried the last observation of such people to the end of the trial period and used those data as if things stayed stable beyond leaving the study. This may or may not be correct but has gone untested. We have taken a conservative approach in presentation of the available data.

### Agreements and disagreements with other studies or reviews

This review substantially updates the previous work in the area of risperidone. It also completes the series of direct comparison of risperidone with other drugs ([Gilbody 2000](#); [Hosalli 2003](#); [Hunter 2003](#); [Jayaram 2006](#); [Kennedy 2000](#); [Komossa 2007](#); [Li 2009](#)). The findings of this review were similar to the findings of other reviews involving risperidone.

## AUTHORS' CONCLUSIONS

### Implications for practice

#### 1. For people with schizophrenia

Risperidone has a positive effect on the mental state of people with schizophrenia, but data in this review are of low to very low quality, suggesting that future research is very likely to have an important impact on our confidence in the estimate of effect and is likely to change the estimate.

#### 2. For clinicians

While mental state and global state outcomes favoured risperidone, when used alone, there is a high amount of uncertainty regarding these data and, even if credible, their direct clinical meaning is unclear. Due in large part to poor reporting, we are very uncertain about the effects of risperidone on adverse effects.

#### 3. For managers/policymakers

We found some low quality evidence, which supported the efficacy of risperidone compared to placebo. Based on the same body of evidence, it appears risperidone also causes more adverse events than placebo, and from the available evidence, it is unclear if the benefit outweighs the harm. In summary, there is insufficient evidence from this review to support preferential use of risperidone over placebo. Policymakers are encouraged to allocate resources to fund bigger trials with greater methodological quality.

### Implications for research

#### 1. General

Strict adherence to the CONSORT statement may well have resulted in this review having more data. Full availability of all data from each study could greatly help future review authors. Many of the studies included in this review did not always clearly present denominator data, did not mention allocation concealment, and frequently described results as “significant” without original data.

Multiple publications is another concern. Authors of this review inspected a large number of publications, which eventually were identified as salami publication of the same trial. Multiple publication poses a risk for reviewers, as if not discovered, the data could be double counted which inadvertently results in biased summary. If multiple publication is unavoidable, quoting specific trial identifiers such as the International Standard Randomised Controlled Trial Number would greatly reduce confusion over identification of the source of trial.

## 2. Specific

Many excluded trials could find a place in new or existing systematic reviews, and although many of the 'risperidone versus (other antipsychotic)' reviews have been undertaken, there are many others still to do before a full overview of the effects of risperidone in every comparison is complete (Table 3).

More independent well-planned, well-conducted, and well-reported RCTs of longer duration are needed to address important,

unanswered clinically relevant outcomes. In Table 4, we have a recommended study design for future trials. Even though we included 15 studies in this review, we could present few clinically meaningful results. As a result, we are uncertain of the short-, medium-, and long-term efficacy of using this popular treatment.

## ACKNOWLEDGEMENTS

The Cochrane Schizophrenia Group Editorial Base in Nottingham, UK produces and maintains standard text for use in the Methods sections of their reviews. We have used this text as the basis of what appears here and adapted it as required. We wish to thank Julia Shaw for helpful comments on a draft of this review, and Michael Smith for carrying out the reliability checks of trial selection for the original version of this review.

Parts of this review were generated using RevMan HAL v 4.2. You can find more information about RevMan HAL [here](#).

## REFERENCES

### References to studies included in this review

#### Bachmann 2003 *{published data only}*

Bachmann M, Ramsey M, Buchanan RW, Conley RC, Weiner E. Clozapine treatment of schizophrenic patients. [www.clinicaltrials.gov](http://www.clinicaltrials.gov) (accessed 9 October 2013). NCT00056498]

#### Borison 1992 *{published data only}*

Borison R. Risperidone versus haloperidol versus placebo in the treatment of schizophrenia. Clinical report 1991.

#### Chouinard 1992 *{published and unpublished data}*

Chouinard G. Effects of risperidone in tardive dyskinesia: an analysis of the Canadian multicenter risperidone study. *Journal of Clinical Psychopharmacology* 1995;**15**(Suppl 1): S36–S44. MEDLINE: 7537286

Chouinard G, Albright PS. Economic and health state utility determinations for schizophrenic patients treated with risperidone or haloperidol. *Journal of Clinical Psychopharmacology* 1997;**17**(4):298–307. MEDLINE: 9241010

Chouinard G, Arnott W. An antidyskinetic effect of risperidone. 9th World Congress of Psychiatry; 1993 Jun 6–12; Rio de Janeiro, Brazil. 1993:22. MEDLINE: 94350925

Chouinard G, Arnott W. Antidyskinetic effect of risperidone in chronic schizophrenic patients. *Clinical Neuropharmacology* 1992;**15**(Suppl 1 Pt B):266. MEDLINE: 94350925

Chouinard G, Arnott W. The effect of risperidone on extrapyramidal symptoms in chronic schizophrenic patients. *Biological Psychiatry* 1992;**31**:158. MEDLINE: 94350925

\* Chouinard G, Jones B, Remington G, Bloom D, Addington D, MacEwan GW, et al. A Canadian multicenter

placebo-controlled study of fixed doses of risperidone and haloperidol in the treatment of chronic schizophrenic patients. *Journal of Clinical Psychopharmacology* 1993;**13**(1): 25–40. MEDLINE: 93253120

Chouinard G, Vainer JL, Beauclair L. Dose regimens of neuroleptics in negative symptoms. *19th Collegium Internationale Neuro-Psychopharmacologicum Congress; 1994 Jun 27-Jul 1; Washington DC, USA* 1994;**10**(3 Suppl 1): S363. MEDLINE: 94350925

#### Downing 2014 *{published data only}*

Downing A M, Kinon B J, Millen B A, Zhang L, Liu L, Morozova M A, et al. A double-blind, placebo-controlled comparator study of LY2140023 monohydrate in patients with schizophrenia. *BMC Psychiatry* 2014;**14**:351.

#### Durgam 2014 *{published data only}*

Durgam S, Starace A, Li D, Migliore R, Ruth A, Nemeth G, et al. An evaluation of the safety and efficacy of cariprazine in patients with acute exacerbation of schizophrenia: a phase II, randomized clinical trial. *Schizophr Res* 2014;**152**: 450–7.

#### Geffen 2010 *{published data only}*

Geffen Y, Anand R, Keefe R, Davidson M. Results of phase 2b eagle trial; a double blind placebo control study evaluating the efficacy and safety of bl-1020, a gaba enhanced antipsychotic for the treatment of schizophrenia. *Schizophrenia Research* 2010;**117**(2-3):212.

#### Heisterberg 2007 *{published data only}*

Heisterberg J, Barbato LM, Yeung PP, Shapira NA. Lipid profile among patients with schizophrenia randomized



to bifeprunox, placebo, or risperidone: a comparison of results. *Schizophrenia Bulletin* 2007;**33**(2):432–3.

Yeung PP, Barbato LM, Heisterberg J, Shapira NA. Changes in safety parameters in patients with schizophrenia treated with bifeprunox, placebo, or risperidone. *Schizophrenia Bulletin* 2007;**33**(2):466–7.

Yeung PP, Shapira NA, Heisterberg J. Changes in safety parameters in patients with schizophrenia treated with bifeprunox, placebo, or risperidone. Proceedings of the 11th International Congress on Schizophrenia Research; 2007 Mar 28-Apr 1, Colorado Springs, Colorado, USA. 2007.

**Honer 2006** *{published data only}*

Honer W. International study of improving treatment for the most severely ill with schizophrenia. [www.clinicaltrials.gov](http://www.clinicaltrials.gov) (accessed 9 October 2013). NCT00272584]

**Marder 1994a** *{published and unpublished data}*

Ereshefsky L, Anderson C, True J, Saklad SR, Reisenman C, Toney G, et al. Plasma concentration of oral risperidone and active metabolite in schizophrenics. *Pharmacotherapy* 1993;**13**(3):292. LMD96402]

Lindenmayer JP, The Risperidone Study Group. Incidence of EPS with risperidone compared with haloperidol and placebo in patients with chronic schizophrenia. 146th Annual Meeting of the American Psychiatric Association; 1993 May 22–27; San Francisco, California, USA. 1993. MEDLINE: 94350925

Marder S. Risperidone versus haloperidol versus placebo in the treatment of chronic schizophrenia. Clinical Research Report RIS-INT-3 1991. MEDLINE: 1375802

Marder SR. Risperidone: clinical development: North American results. *Clinical Neuropharmacology* 1992;**15** (Suppl 1 Pt A):92A–3A. MEDLINE: 92361850

Marder SR. Risperidone: efficacy. *Journal of Clinical Psychiatry* 1994;**12**:49–52. MEDLINE: 94350925

Marder SR, Davis JM, Chouinard G. The effects of risperidone on the five dimensions of schizophrenia derived by factor analysis: combined results of the North American trials. *Journal of Clinical Psychological Medicine*

*[临床精神医学杂志]* 1997;**58**(12):538–46.

\* Marder SR, Meibach RC. Risperidone in the treatment of schizophrenia. *American Journal of Psychiatry* 1994;**151**(6): 825–35. EMBASE 1994202181]

McEvoy JP. Efficacy of risperidone on positive features of schizophrenia. *Journal of Clinical Psychiatry* 1994;**55**(5 Suppl):18–21. EMBASE 1994182002]

Meibach R. Risperidone versus haloperidol in acute exacerbations of chronic schizophrenia. 1st International Risperidone Investigators' Meeting; 1992 Mar 9–10; Paris, France. USA, 1992:28–9. LMD94893]

Meibach RC, The Risperidone Study Group. A fixed dose, parallel group study of risperidone vs. haloperidol vs. placebo. *Schizophrenia Research* 1993;**9**(2,3):245. MEDLINE: 94350925

NCT00249132. Risperidone versus haloperidol versus placebo in the treatment of chronic schizophrenia.

[clinicaltrials.gov/show/NCT00249132](http://clinicaltrials.gov/show/NCT00249132) (2005).

Schooler NR. Negative symptoms in schizophrenia: assessment of the effect of risperidone. *Journal of Clinical Psychiatry* 1994;**55**(Suppl 5):22–8. MEDLINE: 94350925

Simpson GM, Lindenmayer JP. Extrapyramidal symptoms in patients treated with risperidone. *Journal of Clinical Psychopharmacology* 1997;**17**(3):194–201. MEDLINE: 97313564; PsycINFO 1997–06350–009

**Pai 2002** *{published data only}*

Bai YM, Yu SC, Lin CC. Risperidone for severe tardive dyskinesia: a 12-week randomized, double-blind, placebo-controlled study. *Journal of Clinical Psychiatry* 2003;**64**(11): 1342–8.

Pai Y-M, Yu S-C, Lin C-C. Risperidone in reducing tardive dyskinesia: a double-blind, placebo-controlled study. Proceedings of the 154th Annual Meeting of the American Psychiatric Association; 2001 May 5–10; New Orleans, Louisiana, USA. Marathon Multimedia, 2001.

Pai Y-M, Yu S-C, Lin C-C. Risperidone in reducing tardive dyskinesia: a double-blind, placebo-controlled study. Proceedings of the 155th Annual Meeting of the American Psychiatric Association; 2002 May 18–23; Philadelphia, Pennsylvania, USA. 2002.

**Potkin 1997** *{published data only}*

Potkin SG, Gutierrez R. Safety and efficacy of once-daily risperidone in the treatment of schizophrenia. Proceedings of the 150th Annual Meeting of the American Psychiatric Association; 1997 May 17–22; San Diego, California, USA. 1997.

**Potkin 2003** *{published data only}*

Potkin SG, Kujawa M, Carson WH, Saha AR, Ali M, Ingenito G. Aripiprazole and risperidone versus placebo in schizophrenia and schizoaffective disorder. *Schizophrenia Research* 2003;**60**(1):300.

\* Potkin SG, Saha AR, Kujawa MJ, Carson WH, Ali M, Stock E, et al. Aripiprazole, an antipsychotic with a novel mechanism of action, and risperidone vs placebo in patients with schizophrenia and schizoaffective disorder. *Archives of General Psychiatry* 2003;**60**(7):681–90.

Saha A, Carson W, Ali M, Dunbar G, Ingenito G. Efficacy and safety of aripiprazole and risperidone vs. placebo in patients with schizophrenia and schizoaffective disorder. Proceedings of the 7th World Congress of Biological Psychiatry; 2001 Jul 1–6; Berlin, Germany. 2001.

Yeung P, Kujawa M, Carson WH, Saha A, Ali M, Ingenito G. Aripiprazole and risperidone versus placebo in schizophrenia and schizoaffective disorder. *Schizophrenia Research* 2002;**53**(3 Suppl 1):185–6.

Yeung P, McQuade RD, Carson WH, Saha A, Ali MW, Ingenito G. Aripiprazole and risperidone versus placebo in schizophrenia. *European Psychiatry* 2002;**17**(Suppl 1):102s.

Yeung PP, Carson WH, Saha A, McQuade RD, Ali M, Stringfellow JC, et al. Efficacy of aripiprazole, a novel antipsychotic, in schizophrenia and schizoaffective disorder: results of a placebo-controlled trial with risperidone.

*European Neuropsychopharmacology* 2001;**11**(3):259.

**Potkin 2006 {published data only}**

Gharabawi GM, Greenspan A, Rupnow MFT, Kosik-Gonzalez C, Bossie CA, Zhu Y, et al. Reduction in psychotic symptoms as a predictor of patient satisfaction with antipsychotic medication in schizophrenia: data from a randomized double-blind trial. *BMC Psychiatry* 2006;**6**(45):1–7.

Greenspan A, Kosik-Gonzalez C, Bossie C, Zhu Y, McLemore J, Gharabawi G. Atypical antipsychotics in patients with schizophrenia and comorbid substance abuse. Proceedings of the 158th Annual Meeting of the American Psychiatric Association; 2005 May 21–26; Atlanta, Georgia, USA. 2005:Nr279.

Greenspan A, Kosik-Gonzalez C, Moreau-Mallet V, Bossie CA, Rupnow MFT, Zhu Y, et al. Risperidone vs quetiapine in inpatients with schizophrenia: a double-blind placebo-controlled study. *European Neuropsychopharmacology* 2005;**15**(Suppl 3):S503.

NCT00061802. A randomized, double blind study to evaluate the efficacy and safety of two atypical antipsychotics vs placebo in patients with an acute exacerbation of either schizophrenia or schizoaffective disorder. [clinicaltrials.gov/show/NCT00061802](http://clinicaltrials.gov/show/NCT00061802) (2003).

\* Potkin SG, Gharabawi GM, Greenspan AJ, Mahmoud R, Kosik-Gonzalez C, Rupnow MFT, et al. A double-blind comparison of risperidone, quetiapine and placebo in patients with schizophrenia experiencing an acute exacerbation requiring hospitalization. *Schizophrenia Research* 2006;**85**(1-3):254–65.

Potkin SG, Greenspan A, Kosik-Gonzalez C, Bossie C, Rupnow M, Zhu Y, et al. A placebo-controlled study of risperidone vs quetiapine for symptom response and readiness for discharge among agitated inpatients with schizophrenia. *Schizophrenia Bulletin* 2005;**31**:501.

Rupnow M, Greenspan A, Kosik-Gonzalez C, Bossie C, Zhu Y, Gharabawi G, et al. Polypharmacy in schizophrenia: data from a randomized, double-blind study. Proceedings of the 158th Annual Meeting of the American Psychiatric Association; 2005 May 21–26; Atlanta, Georgia, USA. 2005.

Stahl S, Rupnow M, Greenspan A, Kosik-Gonzalez C, Zhu Y, Gharabawi G. Use and cost of polypharmacy in schizophrenia: data from a randomized, double-blind study of risperidone and quetiapine. *Neuropsychopharmacology* 2004;**29**(Suppl 1):S227.

**Potkin 2007 {published data only}**

Potkin S, Fleming K, Binneman B, Keller DS, Alphas L, Panagides J. Asenapine improves cognitive function in acute schizophrenia: a placebo- and risperidone-controlled trial. Proceedings of the 160th Annual Meeting of the American Psychiatric Association; 2007 May 19–24; San Diego, CA 2007.

Potkin S, Fleming K, Binneman B, Keller S. Asenapine cognitive function effects in acute schizophrenia: a placebo- and risperidone-controlled trial. *Schizophrenia Bulletin* 2007;**33**(2):454.

Potkin SG, Cohen M, Jina AS, Nettler S, Alphas L,

Panagides J. Asenapine efficacy during acute episodes of schizophrenia: a randomized placebo and risperidone controlled trial. Proceedings of the 44th American College of Neuropsychopharmacology; 2005 December 11–15, Waikoloa, Hawaii 2005.

Potkin SG, Cohen M, Panagides J. Efficacy and tolerability of asenapine in acute schizophrenia: a placebo- and risperidone-controlled trial. *Journal of Clinical Psychiatry* 2007;**68**(10):1492–500.

\* Potkin SG, Cohen M, Panagides J, Jina A. Asenapine safety and tolerability in acute schizophrenia: a placebo- and risperidone-controlled trial. *European Neuropsychopharmacology* 2006;**16**(Suppl 4):S401.

Potkin SG, Cohen M, Panagides J, Jina AS. Asenapine efficacy in acute schizophrenia: a randomized, placebo- and risperidone-controlled trial. *International Journal of Neuropsychopharmacology* 2006;**9**(Suppl 1):S275.

Potkin SG, Cohen M, Panagides J, Jina AS. Asenapine efficacy, safety, and tolerability in the treatment of acute schizophrenia: a randomized, placebo- and risperidone-controlled trial. *Biological Psychiatry* 2006;**59**(8 Suppl):154S.

**Yagcioglu 2005 {published data only}**

Akdede BB, Anil Yaciolu AE, Alptekin K, Turgut TI, Tumuklu M, Yazici MK, et al. A double-blind study of combination of clozapine with risperidone in patients with schizophrenia: effects on cognition. *Journal of Clinical Psychiatry* 2006;**67**(12):1912–9.

Yagcioglu AE, Kivircik Akdede BB, Turgut TI, Tumuklu M, Yazici MK, Alptekin K, et al. A double-blind controlled study of adjunctive treatment with risperidone in schizophrenic patients partially responsive to clozapine: efficacy and safety. *Journal of Clinical Psychiatry* 2005;**66**(1):63–72.

**References to studies excluded from this review****Adler 1999 {published data only}**

Adler LA, Rotrosen J, Edson R, Lavori P, Lohr J, Hitzemann R, et al. Vitamin E treatment for tardive dyskinesia. *Archives of General Psychiatry* 1999;**56**(9):836–41.

Adler LA, Rotrosen J, Lavori P, Edson R. Vitamin E treatment of TD: development of a VA cooperative study. *Biological Psychiatry* 1994;**35**:730–1.

Caligiuri MP, Lohr JB, Rotrosen J, Adler L, Lavori P, Edson R, et al. Reliability of an instrumental assessment of tardive dyskinesia: results from VA Cooperative Study 394. *Psychopharmacology* 1997;**132**(1):61–6.

**Akhondzadeh 2005 {published data only}**

Akhondzadeh S, Mackinejad K, Ahmadi-Abhari SA, Alem ZM. Does the addition of lamotrigine to risperidone improve psychotic symptoms and cognitive impairments in chronic schizophrenia?. *Therapy* 2005;**2**(3):399–406.

**Akhondzadeh 2007 {published data only}**

Akhondzadeh S, Tabatabaee M, Amini H, Ahmadi Abhari SA, Abbasi SH, Behnam B. Celecoxib as adjunctive therapy in schizophrenia: a double-blind, randomized and placebo-

controlled trial. *Schizophrenia Research* 2007;**90**(1-3): 179–85.

**Anwunah 1999** {published data only}

Anwunah IJ, Mitropoulou V, Bushnoe L, Siever LJ. Risperidone treatment for schizotypal personality disorder. Proceedings of the 51st Institute on Psychiatric Services; 1999 Oct 25-Nov 2; New Orleans, Louisiana, USA. 1999.

**Ayd 2001** {published data only}

Ayd FJ. Risperidone treatment for schizotypal personality disorder. *International Drug Therapy Newsletter* 2001;**36**(8): 58.

**Azorin 2002** {published data only}

Azorin J, Toumi M, Sloth-Nielsen M. Sertindole is well tolerated and superior to risperidone with respect to efficacy in patients with schizophrenia. *Schizophrenia Research* 2003; **60**(1):271–2.

Azorin JM, Toumi M, Sloth-Nielsen M. Sertindole is well tolerated and superior to risperidone with respect to efficacy in patients with schizophrenia. *European Neuropsychopharmacology* 2002;**12**(Suppl 3):S300.

**Azorin 2006** {published data only}

Azorin J-M, Strub N, Loft H. A double-blind, controlled study of sertindole versus risperidone in the treatment of moderate-to-severe schizophrenia. *International Clinical Psychopharmacology* 2006;**21**(1):49–56.

**Bai 2005** {published data only}

Bai Y-M, Yu S-C, Chen J-Y, Lin C-Y, Chou P, Lin C-C. Risperidone for pre-existing severe tardive dyskinesia: a 48-week prospective follow-up study. *International Clinical Psychopharmacology* 2005;**20**(2):79–85.

Bai Y-M, Yu S-C, Lin C-C. Risperidone for severe tardive dyskinesia: a 12-week randomized, double-blind, placebo-controlled study. *Journal of Clinical Psychiatry* 2003;**64**: 1342–8.

**Baker 2012** {published data only}

Baker RA, Jin N, Ali MW, Forbes RA, Offord SJ, Carson WH, Sanchez R, McQuade RD, Rahman Z. Long-term effects (up to 4 years) of aripiprazole on maintenance treatment for schizophrenia or schizoaffective disorder: A pooled open-label extension of two clinical trials. *Schizophrenia research* 2012;**136**:S154.

**Basson 2001** {published data only}

Basson B, Kennedy J, Tollefson G, Tran P, Beasley C, Bymaster F. The comparative anti muscarinic like adverse event profiles of olanzapine and risperidone treatment in patients with schizophrenia spectrum psychosis. Proceeding of the 11th World Congress of Psychiatry; 1999 Aug 6-11; Hamburg, Germany. 1999.

Basson B, Kinon BJ, Gilmore JA, Taylor CC, Tollefson GD, Czekalla J. Factors influencing weight change in patients with schizophrenia treated with olanzapine versus haloperidol or risperidone. *Journal of Psychopharmacology* 2000;**14**(3 Suppl):A60.

Basson BR, Kennedy JS, Tran PV, Beasley CM, Bymaster FP, Tollefson GD. The comparative anti-muscarinic like side effect profiles of olanzapine and risperidone treatment

in patients with schizophrenia spectrum psychosis.

*Schizophrenia Research* 1999;**36**(1-3):270.

\* Basson BR, Kinon BJ, Taylor CC, Szymanski KA, Gilmore JA, Tollefson GD. Factors influencing acute weight change in patients with schizophrenia treated with olanzapine, haloperidol, or risperidone. *Journal of Clinical Psychiatry* 2001;**62**(4):231–8.

**Beasley 1996** {published data only}

Beasley C Jr, Tollefson GD, Beuzen JN, Dellva MA, Sanger TM, Paul S. Acute and long-term results of the North American double-blind olanzapine trial. Proceedings of the 4th International Conference on Schizophrenia: Breaking Down the Barriers; 1996 Oct 6-9; Vancouver, Canada. 1996.

Beasley C, Tran P, Beuzen JN, Tamura R, Dellva MA, Bailey J, et al. Olanzapine versus haloperidol: long-term results of the multi-center international trial. Proceedings of the 20th Collegium Internationale Neuro-Psychopharmacologicum Congress; 1996 Jun 23-27; Melbourne, Australia. 1996.

\* Beasley C, Tran P, Satterlee W, Tollefson G, Lu Y, Kuntz A, et al. Olanzapine versus placebo, results of the United States double-blind olanzapine trial. Proceedings of the 20th Collegium Internationale Neuro-Psychopharmacologicum Congress; 1996 Jun 23-27; Melbourne, Australia. 1996.

Beasley CM. Safety of olanzapine. *Journal of Clinical Psychiatry* 1997;**15**(2):19–21.

Beasley CM Jr, Sanger T, Satterlee W, Tollefson G, Tran P, Hamilton S. Olanzapine versus placebo - results of a double-blind, fixed dose olanzapine trial. *Psychopharmacology* 1996; **124**(1-2):159–67.

Beasley CM, Berg PH, Dananberg J, Kwong KC, Taylor CCM, Breier A. Treatment-emergent potential impaired glucose tolerance and potential diabetes with olanzapine compared to other antipsychotic agents and placebo. *Biological Psychiatry* 2001;**49**(8):121S.

Beasley CM, Dellva MA, Tamura RN, Morgenstern H, Glazer WM, Ferguson K, et al. A randomised double-blind comparison of the incidence of tardive dyskinesia in patients with schizophrenia during long-term treatment with olanzapine or haloperidol. *British Journal of Psychiatry* 1999;**174**:23–30.

Beasley CM, Hamilton SH, Crawford AM, Dellva MA, Tollefson GD, Tran PV, et al. Olanzapine versus haloperidol: acute phase results of the international double-blind olanzapine trial. *European Neuropsychopharmacology* 1997;**7**(2):125–37.

Beasley CM, Saylor ME, Keisler GM, Potvin JH, Sanger TM, Tollefson GD. The influence of pharmacotherapy on self-directed and externally-directed aggression in schizophrenia. *Schizophrenia Research* 1998;**29**(1-2):28.

Beasley CM, Sowell MO, Carlson C, Mukhopadhyay N, Dananberg J, Henry R, et al. Prospective evaluation of insulin sensitivity by the hyperinsulinemic, euglycemic clamp in healthy volunteers treated with olanzapine, risperidone or placebo. *Schizophrenia Research* 2003;**60**(1): 309.

Beasley CM, Sutton VK, Hamilton SH, Walker DJ,

Dossenbach M, Taylor CC, et al. A double-blind, randomized, placebo-controlled trial of olanzapine in the prevention of psychotic relapse. *Journal of Clinical Psychopharmacology* 2003;**23**(6):582–94.

Beasley CM, Tollefson G, Tran P, Satterlee W, Sanger T, Hamilton S. Olanzapine versus placebo and haloperidol: acute phase results of the North American double-blind olanzapine trial. *Neuropsychopharmacology* 1996;**14**(2): 111–23.

Beasley CM, Tollefson GD, Dellva MA, Tamura R, Glazer WM, Morgenstern H. The differential risk of tardive dyskinesia with olanzapine. Proceedings of the 151st Annual Meeting of the American Psychiatric Association; 1998 May 30-Jun 4; Toronto, Ontario, Canada. 1998.

**Bondolfi 1998 {published data only}**

Bondolfi G, Baumann P, Dufour H. Treatment-resistant schizophrenia - clinical experience with new antipsychotics. *European Neuropsychopharmacology* 1996;**6**(Suppl 2):S21–5.

Bondolfi G, Baumann P, Patris M, May J, Billeter U, Dufour H, et al. A randomized double-blind trial of risperidone versus clozapine for treatment-resistant chronic schizophrenia. Proceedings of the 8th European College of Neuropsychopharmacology Congress; 1995 Sep 30-Oct 4; Venice, Italy. 1995.

Bondolfi G, Baumann P, Patris M, May JP, Billeter U, Dufour H. A randomised double-blind trial of risperidone versus clozapine for treatment-resistant chronic schizophrenia. Proceedings of the 148th Annual Meeting of the American Psychiatric Association; 1995 May 20-25; Miami, Florida, USA. 1995.

Bondolfi G, Baumann P, Patris M, May JP, Billeter U, Dufour H. A randomized double-blind trial of risperidone versus clozapine for treatment-resistant chronic schizophrenia. Proceedings of the Workshop on Critical Issues in the Treatment of Schizophrenia; 1995 Mar 10-12; Florence, Italy. 1995.

\* Bondolfi G, Dufour H, Patris M, May JP, Billeter U, Eap CB, et al. Risperidone versus clozapine in treatment-resistant chronic schizophrenia: a randomized double-blind study. The Risperidone Study Group. *American Journal of Psychiatry* 1998;**155**(4):499–504.

**Borison 1992a {published data only}**

\* Borison R. Risperidone versus haloperidol in acute exacerbations of chronic schizophrenia. Proceedings of the 1st International Risperidone Investigators' Meeting; 1992 Mar 9-10; Paris, France. 1992.

Borison R, Pathiraja A, Diamond B, Meibach R. Risperidone and schizophrenia. *Biological Psychiatry* 1991;**29**:417.

Borison RL, Diamond BI, Augusta GA. Serotonin modulation of dopaminergic-mediated extrapyramidal side effects. *Neurology* 1991;**41**(Suppl 1):396.

Borison RL, Diamond BI, Pathiraja A, Meibach RC. Clinical profile of risperidone in chronic schizophrenia. Proceedings of the 17th Collegium Internationale Neuro-Psychopharmacologicum Congress; 1990 Sep 10-14; Kyoto,

Japan. 1991.

Borison RL, Pathiraja AP, Diamond BI, Meibach RC. Risperidone - clinical safety and efficacy in schizophrenia. *Psychopharmacology Bulletin* 1992;**28**(2):213–8.

Borison RL, Pathiraja AP, Diamond BI, Meibach RC. Risperidone in the treatment of acute exacerbation of chronic schizophrenia. *Schizophrenia Research* 1991;**4**(3): 314–5.

Borison RL, Pathiraja AP, Diamond BI, Meibach RC. Antidopaminergic and antiserotonergic actions of risperidone in schizophrenia. *Biological Psychiatry* 1991;**29** (Suppl):114a.

**Boyer 1995 {published data only}**

Boyer P, Lecrubier Y, Puech AJ. Treatment of positive and negative symptoms: pharmacologic approaches. In: Andreasen NC editor(s). *Modern problems of pharmacopsychiatry*. Vol. **24**, Basel, Switzerland: S. Karger, 1990:152–74.

\* Boyer P, Lecrubier Y, Puech AJ, Dewailly J, Aubin F. Treatment of negative symptoms in schizophrenia with amisulpride. *British Journal of Psychiatry* 1995;**166**(1): 68–72.

Boyer P, Puech AJ. Determinants for clinical activity of neuroleptic drugs: chemical substances, doses, assessment tools [Modalities d'action clinique des neuroleptiques: substances, doses, instruments de mesure utilises]. *Psychiatrie and Psychobiologie* 1987;**2**(4):296–305.

Boyer P, Puech AJ, Lecrubier Y. Double blind trial versus placebo of low dose amisulpride (Solian 50) in schizophrenia with exclusively negative symptoms. Preliminary analysis of results [Etude en double insu contre placebo de l'amisulpride (Solian (r) 50) a faible dose chez des schizophares purement deficitaires. Premiere analyse des resultats]. *Annales de Psychiatrie* 1988;**3**(3):321–5.

**Brecher 1998 {published data only}**

Brecher M. Risperidone versus olanzapine in the treatment of patients with schizophrenia or schizoaffective disorder. Proceedings of the 11th European College of Neuropsychopharmacology Congress; 1998 Oct 31-Nov 4; Paris, France. 1998.

Brecher M, The Risperidone Olanzapine Study Group. Risperidone versus olanzapine in the treatment of patients with schizophrenia or schizoaffective disorder. Proceedings of the 21st Collegium Internationale Neuro-Psychopharmacologicum Congress; 1998 Jul 12-16; Glasgow, UK. 1998.

\* Brecher M, The Risperidone-Olanzapine Study Group. Risperidone versus olanzapine in the treatment of patients with schizophrenia or schizoaffective disorder conference abstract. *Schizophrenia Research* 1999;**36**(1-3):271.

**Cada 2004 {published data only}**

Cada DJ, Levien T, Baker DE. Risperidone long-acting injection. *Hospital Pharmacy* 2004;**39**(4):353–62.

**Carson 2002 {published data only}**

Carson W, Cornblatt B, Saha A, Ali M, Kern R, Green M. Neurocognitive benefits of aripiprazole versus olanzapine in

- stable psychosis. *European Neuropsychopharmacology* 2002; **12**(Suppl 3):S291.
- Carson W, McQuade R, Saha A, Torbeyns A, Stock E. Aripiprazole versus placebo for relapse prevention in patients with chronic schizophrenia. *European Neuropsychopharmacology* 2002; **12**(Suppl 3):S288.
- Carson W, Pigott T, Saha A, Ali M, McQuade RD, Torbeyns AF, et al. Aripiprazole vs placebo in the treatment of stable, chronic schizophrenia. Proceedings of the 156th Annual Meeting of the American Psychiatric Association; 2003 May 17-22; San Francisco, California, USA. 2003.
- Carson WH, Ali M, Dunbar G, Ingenito G, Saha AR. A double-blind, placebo-controlled trial of aripiprazole and haloperidol. *Schizophrenia Research* 2001; **49**(1,2):221-2.
- Carson WH, Ali M, Saha AR, Dunbar GC, Ingenito G. A double-blind, placebo-controlled trial of aripiprazole and haloperidol in patients with schizophrenia or schizoaffective disorder. Proceedings of the 39th Annual Meeting of the American College of Neuropsychopharmacology; 2000 Dec 10-14; San Juan, Puerto Rico. 2000.
- Carson WH, Ingenito GG, McQuade RD, Stock EG, Iwamoto T. Schizophrenia: safety / tolerability of aripiprazole. Proceedings of the 12th World Congress of Psychiatry; 2002 Aug 24-29; Yokohama, Japan. 2002.
- Carson WH, Kane JM, Ali M, Dunbar GC, Ingenito G. Efficacy of aripiprazole in psychotic disorders: comparison with haloperidol and placebo. *European Neuropsychopharmacology* 2000; **10**(Suppl 3):S309.
- Carson WH, Pigott TA, Saha AR, Ali MW, McQuade RD, Torbeyns AF, et al. Aripiprazole vs placebo in the treatment of chronic schizophrenia. *International Journal of Neuropsychopharmacology* 2002; **5**(Suppl 1):S187.
- Carson WH, Saha AR, Ali M, Dunbar GC, Ingenito G. Aripiprazole and risperidone versus placebo in schizophrenia and schizoaffective disorder. Proceedings of the 154th Annual Meeting of the American Psychiatric Association; 2001 May 5-10; New Orleans, Louisiana, USA. 2001.
- \* Carson WHJ, Saha AR, Ali M, Dunbar GC, Ingenito G. Aripiprazole and risperidone versus placebo in schizophrenia and schizoaffective disorder. Proceedings of the 155th Annual Meeting of the American Psychiatric Association; 2002 May 18-23; Philadelphia, Pennsylvania, USA. 2002.
- Casey 2003 {published data only}**
- Casey D, Barbato LM, Heisterberg J, Yeung PP, Shapira NA. Results of a bifeprunox dose-finding study in patients with acutely exacerbated schizophrenia. *Schizophrenia Bulletin* 2007; **33**(2):425.
- \* Casey D, Saha A, Marcus R, Carson WH, McQuade RD, Torbeyns AF, et al. Aripiprazole versus placebo for relapse prevention in patients with chronic schizophrenia. *Schizophrenia Research* 2003; **60**(1):276.
- Casey D, Saha AR, Ali MW, Jody DN, Kujawa MJ, Stock EG, et al. Switching to aripiprazole monotherapy. *International Journal of Neuropsychopharmacology* 2002; **5**(Suppl 1):S187.
- Casey DE, Barbato LM, Heisterberg J, Yeung PP, Shapira NA. Results of a bifeprunox dose-finding study in patients with acutely exacerbated schizophrenia. Proceedings of the 11th International Congress on Schizophrenia Research; 2007 Mar 28-Apr 1, Colorado Springs, Colorado, USA 2007.
- Casey DE, Carson WH, Saha AR, Liebeskind A, Ali MW, Jody D, et al. Switching patients to aripiprazole from other antipsychotic agents: A multicenter randomized study. *Psychopharmacology* 2003; **166**(4):391-9.
- Casey DE, Daniel DG, Wassef AA, Tracy KA, Wozniak P, Sommerville KW. Effect of divalproex combined with olanzapine or risperidone in patients with an acute exacerbation of schizophrenia. *Neuropsychopharmacology* 2003; **28**(1):182-92.
- Casey DE, Saha AR, Ali MW, Jody D, Kujawa MJ, Stock EG, et al. Switching to aripiprazole monotherapy. Proceedings of the 155th Annual Meeting of the American Psychiatric Association; 2002 May 18-23; Philadelphia, Pennsylvania, USA. 2002.
- Castle 2015 {published data only}**
- Castle DJ, Jensen JKS. Management of depressive symptoms in schizophrenia: A pooled, post hoc analysis from the asenapine development program. *Clinical Schizophrenia and Related Psychoses* 2015; **9**:13-20.
- Chan 2007 {published data only}**
- Chan H-Y, Lin W-W, Lin S-K, Hwang T-J, Su T-P, Chiang S-C, et al. Efficacy and safety of aripiprazole in the acute treatment of schizophrenia in Chinese patients with risperidone as an active control: a randomized trial. *Journal of Clinical Psychiatry* 2007; **68**(1):29-36.
- Chue 2002 {published data only}**
- Chue P, Eerdeken M, Augustyns I, Lachaux B, Molcan P, Eriksson L, et al. Comparative efficacy and safety of long-acting risperidone and risperidone oral tablets. *European Neuropsychopharmacology* 2005; **15**(1):111-7.
- \* Chue P, Eerdeken M, Augustyns I, Lachaux B, Molcan P, Eriksson L, et al. Efficacy and safety of long-acting risperidone microspheres and risperidone oral tablets. *Schizophrenia Research* 2002; **53**(3 Suppl 1):174.
- Chue P, Eerdeken M, Augustyns I, Lachaux B, Molcan P, Eriksson L, et al. Efficacy and safety of long-acting risperidone microspheres and risperidone oral tablets. Proceedings of the 11th Biennial Winter Workshop on Schizophrenia; 2002 Feb 24-Mar 1; Davos, Switzerland. 2002.
- Chue P, Eerdeken M, Augustyns I, Lachaux B, Molcan P, Eriksson L, et al. Maintenance of efficacy when switching from oral risperdal to risperdal consta RIS-INT-61. Poster supplied by Company 2002.
- Ciliberto 2005 {published data only}**
- Ciliberto N, Bossie CA, Urioste R, Lasser RA. Lack of impact of race on the efficacy and safety of long-acting risperidone versus placebo in patients with schizophrenia or schizoaffective disorder. *International Clinical Psychopharmacology* 2005; **20**(4):207-12.

**Citrome 2004** {published data only}

\* Citrome L, Casey DE, Daniel DG, Wozniak P, Kochan LD, Tracy KA. Adjunctive divalproex and hostility among patients with schizophrenia receiving olanzapine or risperidone. *Psychiatric Services* 2004;**55**(3):290–4.  
Citrome LL, Daniel DG, Wassef AA, Tracy KA, Wozniak P, Casey DE. Antipsychotic monotherapy versus combination treatment with valproate in hospitalized patients with acute schizophrenia: a double-blind, multi-center study. Proceedings of the 155th Annual Meeting of the American Psychiatric Association; 2002 May 18-23; Philadelphia, Pennsylvania, USA. 2002.

**Claus 1992** {published data only}

Claus A, Bollen J, De Cuyper H, Eneman M, Malfroid M, Peuskens J, et al. Risperidone versus haloperidol in the treatment of chronic schizophrenic inpatients: a multicentre double-blind comparative study. *Acta Psychiatrica Scandinavica* 1992;**85**(4):295–305.

**Conley 1998** {published data only}

\* Conley RR, Brecher M, The Risperidone/Olanzapine Study Group. Risperidone versus olanzapine in patients with schizophrenia or schizoaffective disorders. Proceedings of the 11th European College of Neuropsychopharmacology Congress; 1998 Oct 31–Nov 4; Paris, France. 1998.  
Conley RR, Brecher MB, Olanzapine-Risperidone Study Group. Risperidone versus olanzapine in the treatment of patients with schizophrenia or schizoaffective disorder. Proceedings of the 152nd Annual Meeting of the American Psychiatric Association; 1999 May 15–20; Washington DC, USA. 1999.  
Conley RR, Mahmoud R. A randomized double-blind study of risperidone and olanzapine in the treatment of schizophrenia or schizoaffective disorder. *American Journal of Psychiatry* 2001; Vol. 158, issue 5:765–74.  
Conley RR, Mahmoud R. Efficacy of risperidone vs. olanzapine in the treatment of patients with schizophrenia or schizoaffective disorder. *European Neuropsychopharmacology* 2000;**10**(Suppl 3):S343. 13th Congress of the European College of Neuropsychopharmacology CD-ROM]: Conifer, Excerpta Medica Medical Communications BV, 2000 P3021]  
Conley RR, Mahmoud R. Efficacy of risperidone vs. olanzapine in the treatment of patients with schizophrenia or schizoaffective disorder. *International Journal of Neuropsychopharmacology* 2000;**3**(Suppl 1):S151.  
Conley RR, Mahmoud R. Risperidone and olanzapine in people with schizophrenia or schizoaffective disorder: a randomised double-blind study. Poster supplied by Company 2001.  
Conley RR, Mahmoud R. Risperidone vs olanzapine in patients with schizophrenia & schizoaffective disorder. Proceedings of the 40th Annual Meeting of the New Clinical Drug Evaluation Unit; 2000 May 30–Jun 2; Boca Raton, Florida, USA. 2000.  
Conley RR, Mahmoud R. Risperidone vs. olanzapine in the treatment of patients with schizophrenia or schizoaffective disorder: safety comparisons.

*European Neuropsychopharmacology* 2000;**10**(Suppl 3): S342. 13th Congress of the European College of Neuropsychopharmacology CD-ROM]: Conifer, Excerpta Medica Medical Communications BV, 2000 P3020]  
Conley RR, Mahmoud R. Risperidone vs. olanzapine in the treatment of patients with schizophrenia or schizoaffective disorder: safety comparisons. *International Journal of Neuropsychopharmacology* 2000;**3**(Suppl 1):S151.  
Conley RR, Mahmoud R, Risperidone Study Group. Risperidone versus olanzapine in patients with schizophrenia and schizoaffective disorder. Proceedings of the 10th Biennial Winter Workshop on Schizophrenia; 2000 Feb 5–11; Davos, Switzerland. 2000.  
Conley RR, Mahmoud R, Risperidone Study Group. Risperidone versus olanzapine in patients with schizophrenia and schizoaffective psychosis [Risperidon versus olanzapin bei patienten mit schizophrenie und schizoaffektiven psychosen]. *Nervenheilkunde* 2000;**19**(5):110–2.  
Conley RR, Mahmoud R, Risperidone Study Group. Risperidone vs. olanzapine in patients with schizophrenia and schizoaffective disorder. *Biological Psychiatry* 2000;**47**: 32S.  
Conley RR, Mahmoud RA. Risperidone versus olanzapine in patients with schizophrenia and schizoaffective disorder. 155th Annual Meeting of the American Psychiatric Association; 2002 May 18–23; Philadelphia, Pennsylvania, USA. 2002. NR1 Monday, May 15, 9:00 a.m.–10:30 a.m.]  
Conley RR, Mahmoud RA. Risperidone versus olanzapine in patients with schizophrenia and schizoaffective disorder. Proceedings of the 153rd Annual Meeting of the American Psychiatric Association; 2000 May 13–18; Chicago, Illinois, USA. 2000.  
Conley RR, Mahmoud RA. Risperidone vs olanzapine in patients with schizophrenia and schizo-affective disorder. *International Drug Therapy Newsletter* 2000;**35**(10):77–8.

**Cooper 1997** {published data only}

\* Cooper SJ, Butler A, Tweed J, Raniwalla J, Welch C. Zotepine in the prevention of relapse. Proceedings of the 6th World Congress of Biological Psychiatry; 1997 Jun 22–27; Nice, France. 1997.  
Cooper SJ, Butler A, Tweed JA, Welch CP, Wighton AJ, Appleby P, et al. Zotepine is effective in preventing recurrence in patients with chronic schizophrenia. Proceedings of the 11th European College of Neuropsychopharmacology Congress; 1998 Oct 31–Nov 4; Paris, France. 1998.  
Cooper SJ, Butler A, Tweed JA, Welch CP, Wighton AJ, Appleby P, et al. Zotepine is effective in preventing recurrence in patients with chronic schizophrenia. *Schizophrenia Research* 2000;**41**(1):207–8.  
Cooper TB, Volavka J, Czobor P. Plasma drug level and clinical response. *Journal of Clinical Psychopharmacology* 1992;**12**(2):134–6.

**Cornblatt 2002** {published data only}

Cornblatt B, Kern RS, Carson WH, Ali MW, Luo X, Green M. Neurocognitive effects of aripiprazole versus

olanzapine in stable psychosis. *International Journal of Neuropsychopharmacology* 2002;**5**(Suppl 1):S185.

Cornblatt B, Kern RS, Carson WH, Stock E, Ali M, Ingenito G, et al. Neurocognitive effects of aripiprazole versus olanzapine in patients with stable psychosis. *Journal of Psychopharmacology* 2002;**16**(Suppl 3):A15.

\* Cornblatt B, Kern RS, Carson WH, Stock E, Ali M, Ingenito G, et al. Neurocognitive effects of aripiprazole versus olanzapine in patients with stable psychosis. *Schizophrenia Research* 2002;**53**(3 Suppl 1):27.

**Crawford 1997** {published data only}

Crawford AM, Beasley CM, Tollefson GD. Olanzapine - impact of an atypical antipsychotic candidate on prolactin release. Proceedings of the 149th Annual Meeting of the American Psychiatric Association; 1996 May 4-9, New York, New York, USA. 1996.

Crawford AM, Beasley CM, Tollefson GD. The acute and long-term effect of olanzapine compared with placebo and haloperidol on serum prolactin concentrations. *European Neuropsychopharmacology* 1997;**7**(Suppl 2):199.

\* Crawford AM, Beasley CM, Tollefson GD. The acute and long-term effect of olanzapine compared with placebo and haloperidol on serum prolactin concentrations. *Schizophrenia Research* 1997;**26**(1):41-54.

Crawford AM, Beasley CM, Tollefson GD. The acute and long-term effect of olanzapine compared with placebo and haloperidol on serum prolactin concentration. Proceedings of the 10th European College of Neuropsychopharmacology Congress; 1997 Sep 13-17; Vienna, Austria. 1997.

Crawford AM, Gomez JC, Beasley CM Jr, Tollefson GD. Olanzapine versus haloperidol: analysis of schizophrenic patients from the multi-center international trial. *European Neuropsychopharmacology* 1997;**7**:2.015.

**Csernansky 1999** {published data only}

Csernansky J. Do novel antipsychotics optimize long term outcomes in schizophrenia. *International Journal of Neuropsychopharmacology* 2000;**3**(Suppl 1):S1.

\* Csernansky J, Brecher M, Okamoto A. Risperidone vs haloperidol: relapse prevention in schizophrenia and schizoaffective disorders: a long-term double-blind comparison. Proceedings of the 11th World Congress of Psychiatry; 1999 Aug 6-11; Hamburg, Germany. 1999.

Csernansky J, Okamoto A. A long term double blind comparison of risperidone and haloperidol in stable outpatients with schizophrenia or schizoaffective disorder. *International Journal of Neuropsychopharmacology* 2000;**3**(Suppl 1):S155.

Csernansky J, Okamoto A. Risperidone versus haloperidol for prevention of relapse in schizophrenia and schizoaffective disorders: long term double blind comparison. Proceedings of the 22nd Collegium Internationale Neuro-Psychopharmacologicum Congress; 2000 Jul 9-13; Brussels, Belgium. 2000.

Csernansky J, Okamoto A. Risperidone versus haloperidol for prevention of relapse in schizophrenia and schizoaffective disorders: long term double blind comparison.

*Schizophrenia Research* 2000;**41**(1):198.

Csernansky JG, Mahmoud R, Brenner R, The Risperidone-USA-79 Study Group. A comparison of risperidone and haloperidol for the prevention of relapse in patients with schizophrenia. *The New England Journal of Medicine* 2002;**346**(1):16-22.

Csernansky JG, Okamoto A. Risperidone versus haloperidol for prevention of relapse in patients with schizophrenia and schizoaffective disorder: a long-term double blind comparison. Proceedings of the 38th Annual Meeting of the American College of Neuropsychopharmacology; 1999 Dec 12-16; Acapulco, Mexico. 1999.

Csernansky JG, Okamoto A. Risperidone versus haloperidol for relapse prevention in schizophrenia and schizoaffective disorder: a long-term double-blind placebo controlled comparison. Proceedings of the 40th Annual Meeting of the New Clinical Drug Evaluation Unit; 2000 May 30-Jun 2; Boca Raton, Florida, USA. 2000.

Csernansky JG, Okamoto A. Risperidone vs haloperidol for relapse prevention in schizophrenia and schizoaffective disorder: a long-term double-blind comparison. *Biological Psychiatry* 2000;**47**:31-2S.

Csernansky JG, Okamoto A, Brecher M. Risperidone vs haloperidol: prevention of relapse in schizophrenia. *European Neuropsychopharmacology* 1999;**9**:S268.

Csernansky JG, Okamoto A, Brecher MB. Risperidone versus haloperidol for prevention of relapse in schizophrenia and schizoaffective disorder: a long-term, double-blind comparison. Proceedings of the 51st Institute on Psychiatric Services; 1999 Oct 25-Nov 2; New Orleans, Louisiana, USA. 1999.

**David 2000** {published data only}

David S, Crawford AM, Breier A. Prolactin levels in olanzapine versus typical and atypical antipsychotics. *European Neuropsychopharmacology* 1998;**8**(Suppl 2):S229.

David SR, Meehan KM, Sutton VK, Taylor CC. Treatment of negative symptoms with olanzapine in comparison with other novel antipsychotic agents. *European Neuropsychopharmacology* 1999;**9**:S292.

\* David SR, Taylor CC, Kinon BJ, Breier A. The effects of olanzapine, risperidone, and haloperidol on plasma prolactin levels in patients with schizophrenia. *Clinical Therapeutics* 2000;**22**(9):1085-96.

**Davis 2001** {published data only}

\* Davis JM, Chen N. Evidence of efficacy of risperidone in schizophrenia. *Schizophrenia Research* 2001;**49**(1-2):224-5.

Davis SM, Koch GG, Davis CE, La Vange LM. Statistical approaches to effectiveness measurement and outcome-driven re-randomizations in the clinical antipsychotic trials of intervention effectiveness (CATIE) studies. *Schizophrenia Bulletin* 2003;**29**(1):73-80.

**Dossenbach 1997** {published data only}

\* Dossenbach M, Friedel P, Jakovljevic M, Hotujac L, Folnegovic V, Uglesic B, et al. Olanzapine versus fluphenazine - six weeks' treatment of acute schizophrenia. Proceedings of the 10th European College

of Neuropsychopharmacology Congress; 1997 Sep 13-17; Vienna, Austria. 1997.  
Dossenbach M, Jakovljevic M, Folnegovic F, Uglesic B, Dodig G, Friedel P, et al. Olanzapine versus fluphenazine - 6 weeks treatment of anxiety symptoms during acute schizophrenia. *Schizophrenia Research* 1998;**29**(1,2):203.

**Dubitsky 2002** *{published data only}*

\* Dubitsky GM, Harris R, Laughren T, Hardeman S. Abilify (aripiprazole) tablets; medical review part 1. [www.fda.gov/cder/foi/nda/2002/21-436\\_Abilify.htm](http://www.fda.gov/cder/foi/nda/2002/21-436_Abilify.htm) 2002 (accessed 9 October 2013):1-50.  
Dubitsky GM, Harris R, Laughren T, Hardeman S. Abilify (aripiprazole) tablets; medical review part 2. [www.fda.gov/cder/foi/nda/2002/21-436\\_Abilify.htm](http://www.fda.gov/cder/foi/nda/2002/21-436_Abilify.htm). U.S. Food and Drug Administration CDER, 2002 (accessed 9 October 2013):50-110.  
Dubitsky GM, Harris R, Laughren T, Hardeman S. Abilify (aripiprazole) tablets; medical review part 3. [www.fda.gov/cder/foi/nda/2002/21-436\\_Abilify.htm](http://www.fda.gov/cder/foi/nda/2002/21-436_Abilify.htm). U.S. Food and Drug Administration CDER, 2002 (accessed 9 October 2013):111-75.  
Dubitsky GM, Harris R, Laughren T, Hardeman S. Abilify (aripiprazole) tablets; medical review part 4. [www.fda.gov/cder/foi/nda/2002/21-436\\_Abilify.htm](http://www.fda.gov/cder/foi/nda/2002/21-436_Abilify.htm). U.S. Food and Drug Administration CDER, 2002 (accessed 9 October 2013):176-232.

**Edgell 2000** *{published data only}*

Edgell ET, Andersen SW, Grainger D, Wang J. Resource use and quality of life of olanzapine compared with risperidone: results from an international randomized clinical trial. Proceedings of the 21st Collegium Internationale Neuro-Psychopharmacologicum Congress; 1998 Jul 12-16; Glasgow, UK. 1998.  
\* Edgell ET, Andersen SW, Johnstone BM, Dulisse B, Revicki D, Breier A. Olanzapine versus risperidone: a prospective comparison of clinical and economic outcomes in schizophrenia. *International Journal of Neuropsychopharmacology* 2000;**3**(Suppl 1):S92.  
Edgell ET, Andersen SW, Johnstone BM, Dulisse B, Revicki D, Breier A. Olanzapine versus risperidone: a prospective comparison of clinical and economic outcomes in schizophrenia. *Pharmacoeconomics* 2000;**18**(6):567-79.  
Edgell ET, Andersen SW, Johnstone BM, Dulisse B, Revicki D, Breier A, et al. Olanzapine versus risperidone: a prospective comparison of clinical and economic outcomes in schizophrenia. *European Psychiatry* 2000;**15**(Suppl 2):408s.  
Edgell ET, Grainger DL, Andersen SW, Wang J. Resource use and quality of life associated with olanzapine compared with risperidone. Proceedings of the 151st Annual Meeting of the American Psychiatric Association; 1998 May 30-Jun 4; Toronto, Ontario, Canada. 1998.  
Edgell ET, Hamilton SH, Revicki DA, Genduso LA, Tollefson GD. Costs of olanzapine treatment compared with haloperidol for schizophrenia: results from a randomized clinical trial. Proceedings of the 21st Collegium

Internationale Neuro-Psychopharmacologicum Congress; 1998 Jul 12-6; Glasgow, UK. 1998.

**Fleming 2007a** *{published data only}*

Fleming K, Potkin SG, Binneman B, Keller D, Alphs L, Panagides J. Effects of asenapine on cognitive function in acute schizophrenia: a placebo- and risperidone-controlled trial. *European Neuropsychopharmacology* 2007;**17**(Suppl 4):S466.

**Friedman 2000** *{published data only}*

\* Friedman J, Adler D, Temporini H, Harvey P, Kemether E, Davis K. Alpha2 agonists enhance cognition of schizophrenia patients in combination with atypical but not typical neuroleptics. *International Journal of Neuropsychopharmacology* 2000;**3**(Suppl 1):S155.  
Friedman JI, Adler D, Temporini HD, Harvey PD, Kemether EM, Davis KL. Alpha-2 agonists enhance cognition of schizophrenia patients in combination with atypical but not typical neuroleptics. Proceedings of the 155th Annual Meeting of the American Psychiatric Association; 2002 May 18-23; Philadelphia, Pennsylvania, USA. 2002.  
Friedman JI, Adler DN, Howanitz E, Harvey PD, Brenner G, Temporini H, et al. A double blind placebo controlled trial of donepezil adjunctive treatment to risperidone for the cognitive impairment of schizophrenia. *Biological Psychiatry* 2002;**51**:349-57.  
Friedman JI, Adler DN, Howanitz E, Harvey PD, Brenner G, Temporini H, et al. A double blind placebo controlled trial of donepezil adjunctive treatment to risperidone for the cognitive impairment of schizophrenia. *Schizophrenia Research* 2002;**53**(3 Suppl 1):9.  
Friedman JI, Adler DN, Howanitz E, Temporini H, Harvey PD, Davis KL. Effects of donepezil on cognition, symptoms, and movement disorders in patients with chronic schizophrenia. Proceedings of the 39th Annual Meeting of the American College of Neuropsychopharmacology; 2000 Dec 10-14; San Juan, Puerto Rico. 2000.  
Friedman JI, Adler DN, Temporini HD, Harvey PD, Davis KL. Alpha-2 agonists enhance cognition of schizophrenic patients in combination with atypical but not typical neuroleptics. Proceedings of the 38th Annual Meeting of the American College of Neuropsychopharmacology; 1999 Dec 12-16; Acapulco, Mexico. 1999.  
Friedman JI, Adler DN, Temporini HD, Kemether E, Harvey PD, White L, et al. Guanfacine treatment of cognitive impairment in schizophrenia. *Neuropsychopharmacology* 2001;**25**(3):402-9.  
NCT00488163. Pilot study of atomoxetine to enhance cognition in patients with schizophrenia. [clinicaltrials.gov/show/NCT00488163](http://clinicaltrials.gov/show/NCT00488163) (2007).

**Gismondi 2004** *{published data only}*

Gismondi R, Meltzer H, Kujawa M, Carson W, Stringfellow J, Iwamoto T, et al. Aripiprazole versus perphenazine in treatment-resistant schizophrenia. Proceedings of the XXIVth Collegium Internationale Neuro-Psychopharmacologicum Congress; 2004 June 20-24, Paris, France 2004.



**Gregor 2000 {published data only}**

- Gregor K, Hamilton S, Edgell E. Functional outcomes in schizophrenia: a European comparison of olanzapine and haloperidol. Proceedings of the 11th World Congress of Psychiatry; 1999 Aug 6-11; Hamburg, Germany. 1999.
- \* Gregor KJ, Allicar MP, Lilliu H, Olivier V, Le Pen C, Gavart S. An economic comparison of olanzapine versus haloperidol in the treatment of schizophrenia in France. *International Journal of Neuropsychopharmacology* 2000;**3** (Suppl 1):S161.
- Gregor KJ, Hamilton SH, Edgell ET. Functional outcomes in schizophrenia: a European comparison of olanzapine and haloperidol. *European Neuropsychopharmacology* 1999;**9** (Suppl 1):S11.
- Gregor KJ, Hamilton SH, Edgell ET. Functional outcomes in schizophrenia: a European comparison of olanzapine and haloperidol. *European Neuropsychopharmacology* 1999;**9**: S289.
- Gregor KJ, Hamilton SH, Edgell ET. Functional outcomes in schizophrenia: a European comparison of olanzapine and haloperidol. *Schizophrenia Research* 2000;**41**(1):189.

**Harvey 2001 {published data only}**

- Harvey K, Burns T, Sedgwick P, Higgitt A, Creed F, Fahy T. Relatives of patients with severe psychotic disorders: factors that influence contact frequency. Report from the UK700 trial. *British Journal of Psychiatry* 2001;**178**:248-54.
- Harvey P, Meltzer H, Green M. Long term cognitive effects of risperidone treatment in schizophrenia. *International Journal of Neuropsychopharmacology* 2000;**3**(Suppl 1):S154.
- Harvey P, Meltzer H, Green M. Risperidone cognitive effects in schizophrenia and schizoaffective patients. *International Drug Therapy Newsletter* 2001;**36**(8):59.
- \* Harvey P, Meltzer HY, Green MP. Cognitive effects of risperidone versus olanzapine in patients with schizophrenia or schizoaffective disorder. Proceedings of the 7th World Congress of Biological Psychiatry; 2001 Jul 1-6; Berlin, Germany. 2001.
- Harvey P, Melzer H, Green M. Cognitive effects of risperidone and olanzapine in patients with schizophrenia or schizoaffective disorder. *Biological Psychiatry* 2001;**49**(8): 123S.
- Harvey PD. Cognitive effects of risperidone and olanzapine in patients with schizophrenia. Proceedings of the 52nd Institute on Psychiatric Services; 2000 Oct 25-29; Philadelphia, Pennsylvania, USA. 2000.
- Harvey PD. Cognitive effects of risperidone and olanzapine in patients with schizophrenia or schizoaffective disorder. Proceedings of the 153rd Annual Meeting of the American Psychiatric Association; 2000 May 13-18; Chicago, Illinois, USA. 2000.
- Harvey PD. Long-term cognitive effects of risperidone treatment in schizophrenia. Proceedings of the 52nd Institute on Psychiatric Services; 2000 Oct 25-29; Philadelphia, Pennsylvania, USA. 2000.
- Harvey PD, Gharabawi G. Risperidone and cognition in schizophrenic elderly. Proceedings of the 12th World Congress of Psychiatry; 2002 Aug 24-29; Yokohama, Japan.

2002.

- Harvey PD, Green ME, McGurk SR, Meltzer HY. Changes in cognitive functioning with risperidone and olanzapine treatment: a large-scale, double-blind, randomized study. *Psychopharmacology* 2003;**169**(3-4):404-11.
- Harvey PD, Lyons BE, Mahmoud R. Long term cognitive effects of risperidone. *Schizophrenia Research* 2000;**41**(1): 200-1.
- Harvey PD, Mahmoud R, Meltzer HY, Green MP. Cognitive effects of risperidone and olanzapine in patients with schizophrenia or schizoaffective disorder. *European Neuropsychopharmacology* 2001;**11**(3):257.
- Harvey PD, Meltzer HY, Green M. Cognitive effects of risperidone and olanzapine in patients with schizophrenia or schizoaffective disorder. Proceedings of the 39th Annual Meeting of the American College of Neuropsychopharmacology; 2000 Dec 10-14; San Juan, Puerto Rico. 2000.
- Harvey PD, Meltzer HY, Green ME. Cognitive effects of risperidone and olanzapine in patients with schizophrenia or schizoaffective disorder. Proceedings of the 40th Annual Meeting of the New Clinical Drug Evaluation Unit; 2000 May 30-Jun 2; Boca Raton, Florida, USA. 2000.
- Harvey PD, Meltzer HY, Green ME. Long-term cognitive effects of risperidone treatment in schizophrenia. Proceedings of the 39th Annual Meeting of the American College of Neuropsychopharmacology; 2000 Dec 10-14; San Juan, Puerto Rico. 2000.

**Hwang 2003 {published data only}**

- Hwang TJ, Lee S-M, Sun HJ, Lin H-N, Tsai S-J, Lee Y-C, et al. Amisulpride versus risperidone in the treatment of schizophrenic patients: a double-blind pilot study in Taiwan. *Journal of the Formosan Medical Association* 2003; **102**(1):30-6.

**Hwang 2005 {published data only}**

- Hwang TJ, Chan HY, Lin WW, Lin SK, Hwu HG, Cheng MY, et al. Aripiprazole versus risperidone in the treatment of acutely relapsed patients with schizophrenia in Taiwan: a randomized controlled trial. *European Neuropsychopharmacology* 2005;**15**(Suppl 3):S497.

**Kane 2005 {published data only}**

- Kane J, Carson Wh, Kujawa M, Stringfellow J, Marcus R, Sanchez R, et al. Aripiprazole in treatment-resistant schizophrenia: a 6-week double-blind comparison study versus perphenazine. *Schizophrenia Research* 2004;**67**(1): 155-6.
- Kane J, Eerdekens M, Keith S, Lesem M, Karcher K, Lindenmayer J-P. Efficacy and safety of Risperdal Consta, a long-acting injection risperidone formulation RIS-USA-121. Promotional slides on file from Janssen-Cilag UK Ltd 2002.
- Kane J, Eerdekens M, Keith S, Lesem M, Karcher K, Lindenmayer J-P. Efficacy and safety of a novel long-acting risperidone formulation. *European Psychiatry* 2002;**17** (Suppl 1):S193.
- Kane J, Eerdekens M, Keith S, Lesem M, Karcher K, Lindenmayer J-P. Efficacy and safety of a novel long-acting

risperidone microspheres formulation. Proceedings of the 11th Biennial Winter Workshop on Schizophrenia; 2002 Feb 24-Mar 1; Davos, Switzerland. 2002.

Kane J, Eerdekens M, Keith S, Lesem M, Karcher K, Lindenmayer JP. Long-acting risperidone microspheres for treatment of patients with schizophrenia. *European Neuropsychopharmacology* 2001;**11**(3):291.

Kane J, Eerdekens M, Keith SJ, Lesem M, Karcher K, Lindenmayer JP. Efficacy and safety of risperdal constam, the long-acting injection risperidone formulation. *International Journal of Neuropsychopharmacology* 2002;**5** (Suppl 1):S188.

Kane J, Ingenito G, Ali M. Efficacy of aripiprazole in psychotic disorders: comparison with haloperidol and placebo. *Schizophrenia Research* 2000;**41**(1):39.

Kane JM. Preventing morbidity in first-episode schizophrenia. [clinicaltrials.gov/ct2/show/NCT00000374](http://clinicaltrials.gov/ct2/show/NCT00000374) (accessed 16 Feb 2001).

Kane JM. The latest advance in long-acting antipsychotic therapy. Proceedings of the 156th Annual Meeting of the American Psychiatric Association; 2003 May 17-22; San Francisco, California, USA. 2003.

Kane JM, Carson WH, Saha AR, McQuade RD, Ingenito GG, Zimbhoff DL, et al. Efficacy and safety of aripiprazole and haloperidol versus placebo in patients with schizophrenia and schizoaffective disorder. *Journal of Clinical Psychiatry* 2002;**63**(9):763-71.

Kane JM, Conley RR, Keith SJ, Nasrallah HA, Turner M. Guidelines for the use of long-acting injectable atypical antipsychotics. *Journal of Clinical Psychiatry* 2004;**65**(1): 120-31.

Kane JM, Eerdekens M, Keith SJ, Lesem M, Karcher K, Lindenmayer J-P. Efficacy and safety of a novel long-acting risperidone microspheres formulation. *Schizophrenia Research* 2002;**53**(3 Suppl 1):174.

Kane JM, Eerdekens M, Keith SJ, Lesem M, Karcher K, Lindenmayer JP. Long-acting injectable risperidone: Efficacy and safety. *European Neuropsychopharmacology* 2002;**12**(Suppl 3):S325.

Kane JM, Eerdekens M, Lindenmayer JP, Keith SJ, Lesem M, Karcher K. Long-acting injectable risperidone: efficacy and safety of the first long-acting atypical antipsychotic. *American Journal of Psychiatry* 2003;**160**:1125-32.

Kane JM, Ingenito G, Ali M. Efficacy of aripiprazole in psychotic disorders: comparison with haloperidol and placebo. 155th Annual Meeting of the American Psychiatric Association; 2002 May 18-23; Philadelphia, Pennsylvania, USA. 2002. NR345 Tuesday, May 16, 3:00 p.m.-5:00 p.m]

Kane JM, Ingenito G, Ali M. Efficacy of aripiprazole in psychotic disorders: comparison with haloperidol and placebo. *International Journal of Neuropsychopharmacology* 2000;**3**(Suppl 1):S124.

Kane JM, Ingenito G, Ali M. Efficacy of aripiprazole in psychotic disorders: comparison with haloperidol and placebo. Proceedings of the 153rd Annual Meeting of the American Psychiatric Association; 2000 May 13-18;

Chicago, Illinois, USA. 2000.

\* Kane JM, Potkin S, Buckley P, Daniel DG. Safety and efficacy of sertindole and risperidone in treatment resistant patients with schizophrenia. *Schizophrenia Bulletin* 2005; **31**:490.

Kane JM, William HCJ, Kujawa MJ, Stringfellow J, Marcus RN, Sanchez R, et al. Aripiprazole vs perphenazine in treatment-resistant schizophrenia. Proceedings of the 156th Annual Meeting of the American Psychiatric Association; 2003 May 17-22; San Francisco, California, USA. 2003.

#### **Kinon 1998 {published data only}**

Kinon B, Basson B, Malcolm S, Breier A. Strategies for switching from conventional antipsychotic drugs or risperidone to olanzapine. Proceedings of the 39th Annual Meeting of the New Clinical Drug Evaluation Unit; 1999 Jun 1-4; Boca Raton, Florida, USA. 1999.

Kinon B, Basson B, Tollefson GD. Gender-specific prolactin olanzapine versus haloperidol in schizophrenia. 151st Annual Meeting of the American Psychiatric Association; 1998 May 30-Jun 4; Toronto, Ontario, Canada. 1998. 151st Annual Meeting of the American Psychiatric Association CD-ROM]; MARATHON Multimedia, 1988 NR449; 151st Annual Meeting of the American Psychiatric Association CD-ROM]; MARATHON Multimedia, 1988 NR739]

Kinon B, Basson B, Tollefson GD. Gender-specific prolactin olanzapine versus haloperidol in schizophrenia. Proceedings of the 151st Annual Meeting of the American Psychiatric Association; 1998 May 30-Jun 4; Toronto, Ontario, Canada. 1998.

Kinon B, Basson BR, Malcolm SK, Tollefson G. Strategies for switching from conventional antipsychotic drugs to olanzapine. Proceedings of the 152nd Annual Meeting of the American Psychiatric Association; 1999 May 15-20; Washington, DC, USA. 1999.

Kinon B, Breier A, Malcolm S, Basson B. Strategies for switching from conventional antipsychotic drugs or risperidone to olanzapine. Proceedings of the 11th World Congress of Psychiatry; 1999 Aug 6-11; Hamburg, Germany. 1999.

Kinon BJ, Basson B, Hill AL, Berg PH. Effective resolution of acute presentation of behavioral agitation and positive psychotic symptoms in schizophrenia with olanzapine. *European Neuropsychopharmacology* 2000;**10**(Suppl 3):S305.

Kinon BJ, Basson B, Szymanski K, Tollefson GD. Predictors of weight gain during olanzapine treatment. Proceedings of the 11th European College of Neuropsychopharmacology Congress; 1998 Oct 31-Nov 4; Paris, France. 1998.

Kinon BJ, Basson B, Wang J, Malcolm SK. Rapid reduction in hyperprolactinemia upon switching treatment to olanzapine from conventional antipsychotic drugs or risperidone. *Schizophrenia Research* 2000;**41**(1):194-5.

Kinon BJ, Basson B, Wang J, Malcolm SK, Stauffer VL. Rapid reduction in hyperprolactinemia upon switching treatment to olanzapine from conventional antipsychotic drugs or risperidone. *European Neuropsychopharmacology*

- 2000;**10**(Suppl 3):S306.
- Kinon BJ, Basson B, Wang J, Malcolm SK, Stauffer VL. Rapid reduction in hyperprolactinemia upon switching treatment to olanzapine from conventional antipsychotic drugs or risperidone. *International Journal of Neuropsychopharmacology* 2000;**3**(Suppl 1):S155.
- Kinon BJ, Basson B, Wang J, Malcolm SK, Stauffer VL. Rapid reduction in hyperprolactinemia upon switching treatment to olanzapine from conventional antipsychotic drugs or risperidone. Proceedings of the 40th Annual Meeting of the New Clinical Drug Evaluation Unit; 2000 May 30-Jun 2; Boca Raton, Florida, USA. 2000.
- Kinon BJ, Basson BR, Gilmore JA, Malcolm S, Stauffer VL. Strategies for switching from conventional antipsychotic drugs or risperidone to olanzapine. *Journal of Clinical Psychiatry* 2000;**61**(11):833–40.
- Kinon BJ, Basson BR, Gilmore JA, Tollefson GD. Long-term olanzapine treatment: weight change and weight-related health factors in schizophrenia. *Journal of Clinical Psychiatry* 2001;**62**(2):92–100.
- Kinon BJ, Basson BR, Malcolm SK, Tollefson GD. Strategies for switching from conventional antipsychotic drugs or risperidone to olanzapine conference abstract. *Schizophrenia Research* 1999;**36**(1-3):285–6.
- Kinon BJ, Basson BR, Wang J. Rapid reduction in hyperprolactinemia upon switching treatment to olanzapine from conventional antipsychotic drugs or risperidone. Proceedings of the 52nd Institute on Psychiatric Services; 2000 Oct 25-29; Philadelphia, Pennsylvania, USA. 2000.
- Kinon BJ, Basson BR, Wang J, Malcolm SK, Stauffer VL. Rapid reduction in hyperprolactinemia. Proceedings of the 153rd Annual Meeting of the American Psychiatric Association; 2000 May 13-18; Chicago, Illinois, USA. 2000.
- \* Kinon BJ, Basson MS, Tollefson GD. Gender-specific prolactin response to treatment with olanzapine versus haloperidol in schizophrenia. Proceedings of the 9th Biennial Winter Workshop on Schizophrenia; 1998 Feb 7-13; Davos, Switzerland 1998.
- Kinon BJ, Gilmore JA, Gottschalk LA. Continued improvement in quality of life despite weight change during olanzapine treatment. Proceedings of the 39th Annual Meeting of the American College of Neuropsychopharmacology; 2000 Dec 10-14; San Juan, Puerto Rico. 2000.
- Kinon BJ, Liu-Seifert H, Ahl J, Ahmed S, Baker RW. Longitudinal effect of olanzapine on fasting serum lipids: a randomized, prospective, 4-month study. *Annals of the New York Academy of Sciences* 2004;**1032**:295–6.
- Kinon BJ, Milton DR, Gilmore JA. Continued improvement in quality of life despite weight change during olanzapine treatment. *International Journal of Neuropsychopharmacology* 2000;**3**(Suppl 1):S154.
- Kinon BJ, Milton DR, Hill AL. Effective resolution of acute presentation of behavioral agitation and positive psychotic symptoms in schizophrenia with olanzapine. *International Journal of Neuropsychopharmacology* 2000;**3**(Suppl 1):S154.
- Kinon BJ, Milton DR, Hill AL, Williamson DJ. Effective resolution of acute presentation of behavioral agitation and positive psychotic symptoms in schizophrenia with olanzapine. *Journal of Psychopharmacology* 2000;**14**(3 Suppl):A60.
- Kinon BJ, Roychowdhury SM, Milton DR, Hill AL. Effective resolution with olanzapine of acute presentation of behavioral agitation and positive psychotic symptoms in schizophrenia. *Journal of Clinical Psychiatry* 2001;**62**(Suppl 2):17–21.
- Kinon 2015** *{published data only}*
- Kinon BJ, Millen BA, Zhang L, McKinzie DL. Exploratory analysis for a targeted patient population responsive to the metabotropic glutamate 2/3 receptor agonist pomaglumetad methionil in schizophrenia. *Biological psychiatry* 2015; **InPress**:InPress.
- Lauriello 2005** *{published data only}*
- Lauriello J, McEvoy JP, Rodriguez S, Bossie CA, Lasser RA. Long-acting risperidone vs. placebo in the treatment of hospital inpatients with schizophrenia. *Schizophrenia Research* 2005;**72**(2-3):249–58.
- Lemmens 1994** *{published data only}*
- Lemmens P, de Smedt G, Gheuens J, Tritsmans L. Efficacy of risperidone in the treatment of schizophrenia. Proceedings of the 7th Biennial Winter Workshop on Schizophrenia; 1994 Jan 23-28; Les Diablerets, Switzerland 1994; Vol. 11, issue 2:106.
- Lieberman 2005** *{published data only}*
- Lieberman J, McEvoy J, Stroup S. Protocol: comparative effectiveness of antipsychotic medications in patients with schizophrenia: revised in response to DSMB comments. National Institute of Mental Health. Chapel Hill, USA: University of North Carolina, 2000.
- Lieberman J, McEvoy J, Stroup S. Trial design summary: Comparative effectiveness of antipsychotic medications in patients with schizophrenia: Draft. National Institute of Mental Health. Chapel Hill, USA: University of North Carolina, 2002.
- Lieberman J, McEvoy JP, Perkins D, Hamer RH. Comparison of atypicals in first-episode psychosis: a randomized, 52-week comparison of olanzapine, quetiapine, and risperidone. *European Neuropsychopharmacology* 2005; **15**(Suppl 3):S525.
- Lieberman JA. Comparative effectiveness of antipsychotic medications in patients with schizophrenia (CATIE schizophrenia trial). [clinicaltrials.gov/ct2/show/NCT00014001](http://clinicaltrials.gov/ct2/show/NCT00014001) 2001 (accessed 9 October 2013).
- Lieberman JA. Research gaps and current research initiatives to improve the treatment of schizophrenia. Proceedings of the 156th Annual Meeting of the American Psychiatric Association; 2003 May 17-22; San Francisco, California, USA. 2003.
- Lieberman JA, Schneider LS, McEvoy J, Pariot P, Stroup S, Adiao J, et al. Effectiveness trials of antipsychotic drugs. 155th Annual Meeting of the American Psychiatric

- Association; 2002 May 18-23; Philadelphia, Pennsylvania, USA. 2002. No. 103D]
- Lieberman JA, Schneider LS, McEroy J, Pariot P, Stroup S, Adiao J, et al. Effectiveness trials of antipsychotic drugs. Proceeding of the 154th Annual Meeting of the American Psychiatric Association; 2001 May 5-10; New Orleans, Louisiana, USA. Marathon Multimedia, 2001.
- Lieberman JA, Stroup TS. Schizophrenia, VI: treatments. *American Journal of Psychiatry* 2003;**160**(10):1748.
- Lieberman JA, Stroup TS, McEvoy JP, Swartz MS, Keefe R, Perkins DO, et al. CATIE trial results. *European Neuropsychopharmacology* 2006;**16**(Suppl 4):S184.
- \* Lieberman JA, Stroup TS, McEvoy JP, Swartz MS, Rosenheck RA, Perkins DO, et al. Effectiveness of antipsychotic drugs in patients with chronic schizophrenia. *The New England Journal of Medicine* 2005;**353**(12):1209-23.
- Lieberman JA, Tollefson G, Tohen M, Green AI, Gur RE, Kahn R, et al. Comparative efficacy and safety of atypical and conventional antipsychotic drugs in first-episode psychosis: a randomized, double-blind trial of olanzapine versus haloperidol. *American Journal of Psychiatry* 2003;**160**(8):1396-404.
- Lindstrom 1994** *{published data only}*  
Lindstrom E, von Knorring L. Changes in single symptoms and separate factors of the schizophrenic syndrome after treatment with risperidone or haloperidol. *Pharmacopsychiatry* 1994;**27**(3):108-13.
- Loo 1997** *{published data only}*  
Loo H, Poirier Litre MF, Theron M, Rein W, Fleurot O. Amisulpride versus placebo in the medium-term treatment of the negative symptoms of schizophrenia. *British Journal of Psychiatry* 1997;**170**:18-22. MEDLINE: 9068769
- Lopez 1996** *{published data only}*  
Lopez Ibor JJ, Ayuso JL, Gutierrez M, Guimon J, Herraiz ML, Chinchilla A, et al. Risperidone in the treatment of chronic schizophrenia: multicenter study comparative to haloperidol [Risperidona en el tratamiento de la esquizofrenia cronica: estudio multicentrico comparativo versus haloperidol]. *Actas Luso Espanolas de Neurologia Psiquiatria y Ciencias Afines* 1996;**24**(4):165-72.
- Lopez-Ibor 1992** *{published data only}*  
Lopez-Ibor JJ. Safety profile of risperidone in the multicentre trials. Proceedings of the 1st International Risperidone Investigators' Meeting; 1992 Mar 9-10; Paris, France. 1992.
- Luo 2011** *{published data only}*  
罗燕. Palley risperidone sustained release tablets and olanzapine tablets in the treatment of exacerbations and readmission of patients with schizophrenia in a randomized double-blind placebo-controlled study. *Chinese Journal of Mental Health* [中国民康医学] 2011;**23**(05):560-3.
- Marder 1991** *{published data only}*  
Marder SR, Chouinard G, Davis JM. The clinical actions of risperidone. *Proceedings of the 6th World Congress of Biological Psychiatry* 1997;**Jun 22-27**:Nice, France.
- McClellan 2009** *{published data only}*  
McClellan J. Risperidone for schizophrenia. Stanley Foundation Research Programs 2009.
- McClure 2009** *{published data only}*  
McClure MM, Koenigsberg HW, Reynolds D, Goodman M, New A, Trestman R, Silverman J, Harvey PD, Siever LJ. The effects of risperidone on the cognitive performance of individuals with schizotypal personality disorder. *Journal of clinical psychopharmacology* 2009;**29**:396-398.
- McKenna 2004** *{published data only}*  
McKenna PJ. An international study of improving treatment for the most severely ill with schizophrenia. National Research Register 2004.
- Nasrallah 2004a** *{published data only}*  
Nasrallah HA, Duchesne I, Mehnert A, Janagap C, Eerdeken M. Correction. *Journal of Clinical Psychiatry* [linchuang jingshen yixue zazhi] 临床精神医学杂志] 2004;**65**(8):1150.  
Nasrallah HA, Duchesne I, Mehnert A, Janagap C, Eerdeken M. Health-related quality of life in patients with schizophrenia during treatment with long-acting, injectable risperidone. *Journal of Clinical Psychiatry* 2004;**65**(4):531-6.
- NCT00034892** *{published data only}*  
NCT00034892. Efficacy and tolerability of olanzapine, quetiapine and risperidone in the treatment of first episode psychosis: a randomized double blind 52-week comparison. [clinicaltrials.gov/ct2/show/NCT00034892](http://clinicaltrials.gov/ct2/show/NCT00034892) (2002) (accessed 9 October 2013).
- NCT00088075** *{published data only}*  
NCT00088075. A randomized, double-blind, placebo-controlled clinical study of the efficacy and safety of risperidone for the treatment of schizophrenia in adolescents. [clinicaltrials.gov/ct2/show/NCT00088075](http://clinicaltrials.gov/ct2/show/NCT00088075) (2004) (accessed 9 October 2013).
- NCT00202007** *{published data only}*  
NCT00202007. A multi-center, randomized, double-blind study, comparing with risperidone, to evaluate the efficacy and safety of aripiprazole in the treatment of patients with schizophrenia. [clinicaltrials.gov/ct2/show/NCT00202007](http://clinicaltrials.gov/ct2/show/NCT00202007) (2005) (accessed 9 October 2013).
- NCT00249119** *{published data only}*  
NCT00249119. Risperidone in the treatment of chronic schizophrenic patients: an international multicentre double-blind parallel-group comparative study versus haloperidol. [clinicaltrials.gov/ct2/show/NCT00249119](http://clinicaltrials.gov/ct2/show/NCT00249119) (2005) (accessed 9 October 2013).
- NCT00253136** *{published data only}*  
NCT00253136. Risperidone depot (microspheres) vs placebo in the treatment of subjects with schizophrenia. [clinicaltrials.gov/ct2/show/NCT00253136](http://clinicaltrials.gov/ct2/show/NCT00253136) (2005) (accessed 9 October 2013).
- NCT00305474** *{published data only}*  
NCT00305474. Identification and treatment of the liability to develop schizophrenia. [clinicaltrials.gov/ct2/](http://clinicaltrials.gov/ct2/)

show/results/NCT00305474 (2006) (accessed 9 October 2013).

**NCT 02109562** *{published data only}*

Nct02109562. A Phase 3, Randomized, Double-Blind, Placebo-Controlled, Multicenter Study to Evaluate the Efficacy, Safety and Tolerability of RBP-7000 (90mg and 120mg) as a Treatment in Subjects With Acute Schizophrenia Over 8 Weeks (2 Subcutaneous Doses). <http://Clinicaltrials.gov/show/NCT02109562>.

**Peuskens 1995** *{published data only}*

Peuskens J, Risperidone Study Group. Risperidone in the treatment of patients with chronic schizophrenia: a multinational, multi-centre, double-blind, parallel-group study versus haloperidol. *British Journal of Psychiatry* 1995;**166**: 712–26.

**Peuskens 2001** *{published data only}*

Peuskens J, Kasper S. Amisulpride versus risperidone in schizophrenia: comparing clinical and functional outcome in a 6 months study. Proceedings of the 7th World Congress of Biological Psychiatry; 2001 Jul 1-6; Berlin, Germany. 2001.

**Peuskens 2001a** *{published data only}*

Peuskens J, Moller HJ. Amisulpride improves depressive symptoms in acute exacerbations of schizophrenia: comparison with haloperidol and risperidone. *European Neuropsychopharmacology* 2001;**11**(3):255.

**Pikalov 2012** *{published data only}*

Pikalov A, Cucchiari J, Ogasa M, Silva R, Hsu J, Xu J, Loebel A. Effect of lurasidone on weight and metabolic parameters: A comprehensive database analysis. *Schizophrenia research* 2012;**136**:S278.

**Rabinowitz 2001** *{published data only}*

Rabinowitz J, Davidson M. Risperidone versus haloperidol in long-term hospitalized chronic patients in a double blind randomized trial: a post hoc analysis. *Schizophrenia Research* 2001;**50**(1-2):89–93.

**Rein 2002** *{published data only}*

Rein W, Fleurot O. Efficacy of amisulpride vs risperidone in the long-term treatment of chronic schizophrenia: Results from a 12 month double-blind study. *European Neuropsychopharmacology* 2002;**12**(Suppl 3):S302.

Rein W, Fleurot O. Safety of amisulpride vs risperidone in the long-term treatment of chronic schizophrenia: Results from a 12 month double-blind study. *European Neuropsychopharmacology* 2002;**12**(Suppl 3):S309.

**Revicki 1996** *{published data only}*

Revicki D, Genduso LA, Hamilton SL, Martin C, Reblando J, Tran PV. Quality of life outcomes for olanzapine and haloperidol treatment for schizophrenia and related psychotic disorders. Proceedings of the 149th Annual Meeting of the American Psychiatric Association; 1996 May 4-9, New York, New York, USA. 1996.

**Riedel 2003** *{published data only}*

Riedel M, Moller HJ, Moller N. Rational and efficacy of cox-2-inhibitors as adjunctive therapy in schizophrenia. *European Neuropsychopharmacology* 2003;**13**(4):S96.

**Schmechtig 2010** *{published data only}*

Schmechtig A, Dourish C, Craig K, Dawson GR, Williams S, Deakin W, Lees J, Wilkinson L, Ettinger U. Effects of risperidone, amisulpride and nicotine on eye movement control and their modulation by high schizotypy. *Pharmacopsychiatry* 2011;**21**:A99.

**Siever 2002** *{published data only}*

Siever LJ, Koenigsberg HW, Mitropoulou V, Goodman M, Buchsbaum MS. Neurobiology and pharmacologic treatment of schizotypal personality: implications for pharmacology. Proceeding of the 155th Annual Meeting of the American Psychiatric Association; 2002 May 18-23; Philadelphia, Pennsylvania, USA. 2002.

**Tollefson 1996** *{published data only}*

\* Tollefson G, Beasley C, Tran P, Dellva MA, Krueger J, Tamura R. Olanzapine versus haloperidol: acute results of the multicenter international trial. *Psychopharmacology Bulletin* 1996;**32**(3):401.

Tollefson G, Beasley C, Tran P, Sanger T. Olanzapine: an exciting atypical antipsychotic; the clinical experience. Proceedings of the 8th European College of Neuropsychopharmacology Congress; 1995 Sep 30-Oct 4; Venice, Italy. 1995.

Tollefson G, Lu Y. Comorbid mood disturbance in schizophrenia. *Schizophrenia Research* 1997;**24**:192.

Tollefson GD. Olanzapine: a novel antipsychotic with a broad spectrum profile. *Neuropsychopharmacology* 1994;**10** (Suppl 3 Pt 1):805S.

Tollefson GD. The value of atypical antipsychotic medications. Proceedings of the 150th Annual Meeting of the American Psychiatric Association; 1997 May 17-22; San Diego, California, USA. 1997.

Tollefson GD. Treatment consideration for comorbid mood disorders in schizophrenic patients. Proceedings of the 6th World Congress of Biological Psychiatry; 1997 Jun 22-27; Nice, France. 1997.

Tollefson GD. Update on new atypical antipsychotics. Proceedings of the 8th European College of Neuropsychopharmacology Congress; 1995 Sep 30-Oct 4; Venice, Italy. 1995.

Tollefson GD, Andersen SW. Should we consider mood disturbance in schizophrenia as an important determinant of quality of life?. *Journal of Clinical Psychiatry* 1999;**60** (Suppl 5):23–9.

Tollefson GD, Andersen SW, Tran PV. The course of depressive symptoms in predicting relapse in schizophrenia: a double blind, randomized comparison of olanzapine and risperidone. *Biological Psychiatry* 1999;**46**(3):365–73.

Tollefson GD, Beasley CM, Tamura RN, Tran PV, Potvin JH. Blind, controlled, long term study of the comparative incidence of treatment emergent tardive dyskinesia with olanzapine or haloperidol. *American Journal of Psychiatry* 1997;**154**(9):1248–54.

Tollefson GD, Beasley CM, Tran PV, Street JS, Krueger JA, Tamura RN, et al. Olanzapine versus haloperidol in the treatment of schizophrenia and schizoaffective and schizophreniform disorders: results of an international

collaborative trial. *American Journal of Psychiatry* 1997;**154**(4):457–65.

Tollefson GD, Lu Y. Comorbid mood disturbance in schizophrenia. *Biological Psychiatry* 1997;**41**:101S.

Tollefson GD, Lu Y. Comorbid mood disturbance in schizophrenia. Proceedings of the 20th Collegium Internationale Neuro-Psychopharmacologicum Congress; 1996 Jun 23-27; Melbourne, Australia. 1996.

Tollefson GD, Lu Y. Comorbid mood disturbance in schizophrenia. Proceedings of the 9th European College of Neuropsychopharmacology Congress; 1996 Sep 21-25; Amsterdam, Netherlands. 1996.

Tollefson GD, Lu Y, Sanger TM, Beasley CM, Tran PV. Olanzapine in the treatment of schizoaffective disorder. *Schizophrenia Research* 1997;**24**(1, 2):92–3.

Tollefson GD, Sanger TD, Lieberman JA. Olanzapine versus haloperidol in the treatment of first episode psychosis. *Biological Psychiatry* 1997;**41**:73S.

Tollefson GD, Sanger TM. A blinded trial on the course and relationship of depressive symptoms in schizophrenia. *Schizophrenia Research* 1998;**29**(1, 2):205.

Tollefson GD, Sanger TM. Negative symptoms: a path analytic approach to a double-blind, placebo- and haloperidol-controlled clinical trial with olanzapine. *American Journal of Psychiatry* 1997;**154**(4):466–74.

Tollefson GD, Sanger TM, Beasley CM. The course of primary and secondary negative symptoms in a controlled trial with olanzapine. 20th Collegium Internationale Neuro-Psychopharmacologicum Congress; 1996 Jun 23-27; Melbourne, Australia. 1996. MEDLINE: 97245664

Tollefson GD, Sanger TM, Beasley CM. The course of primary and secondary negative symptoms in a controlled trial with olanzapine. Proceedings of the 149th Annual Meeting of the American Psychiatric Association; 1996 May 4-9, New York, New York, USA. 1996.

Tollefson GD, Sanger TM, Beasley CM. The course of primary and secondary negative symptoms in a controlled trial with olanzapine. *Schizophrenia Research* 1997;**24**(1, 2): 192.

Tollefson GD, Sanger TM, Beasley CM. The course of primary and secondary negative symptoms in a placebo- and comparator-controlled trial of the typical antipsychotic olanzapine. Proceedings of the 9th European College of Neuropsychopharmacology Congress; 1996 Sep 21-25; Amsterdam, Netherlands. 1996.

Tollefson GD, Sanger TM, Beasley CM, Tran PV. A double blind, controlled comparison of the novel antipsychotic olanzapine versus haloperidol or placebo on anxious and depressive symptoms accompanying schizophrenia. *Biological Psychiatry* 1998;**43**(11):803–10.

Tollefson GD, Sanger TM, Lieberman JA. Olanzapine versus haloperidol in the treatment of first episode psychosis. *Schizophrenia Research* 1997;**24**(1, 2):193.

Tollefson GD, Tran PV, Hamilton S, Kuntz A. Olanzapine versus risperidone in the treatment of psychosis. Preliminary report. *Biological Psychiatry* 1997;**41**:20S.

Tollefson GD, Tran PV, Hamilton S, Kuntz A. Olanzapine

versus risperidone in the treatment of psychosis. Preliminary report. *Schizophrenia Research* 1997;**24**(1, 2):191–2.

#### Tran 1997 {published data only}

Tran P, Beasley C, Street J, Tamura R, Dellva MA, Graffeo K, et al. Olanzapine versus haloperidol: acute results of the multi-center international trial. Proceedings of the 20th Collegium Internationale Neuro-Psychopharmacologicum Congress; 1996 Jun 23-27; Melbourne, Australia. 1996.

Tran P, Beasley C, Tollefson G, Beuzen J, Dellva M, Sanger T, et al. Acute and long-term results of the North American double-blind olanzapine trial. Proceedings of the 8th European College of Neuropsychopharmacology Congress; 1995 Sep 30-Oct 4; Venice, Italy. 1995.

Tran P, Beasley C, Tollefson G, Crawford A, Dellva M, Gusman S, et al. Acute and long-term results of the dose ranging double-blind olanzapine trial. Proceedings of the 20th Collegium Internationale Neuro-Psychopharmacologicum Congress; 1996 Jun 23-27; Melbourne, Australia. 1996.

Tran P, Lu Y, Sanger T, Beasley C, Tollefson G. Olanzapine in the treatment of schizoaffective disorder. Proceedings of the 21st Collegium Internationale Neuro-Psychopharmacologicum Congress; 1998 Jul 12-16; Glasgow, UK. 1998.

Tran P, Sanger TM, Satterlee W, Beasley CJr, Tamura RN, Tollefson GD. Olanzapine vs haloperidol - results of a large multi-centre international trial. Proceedings of the 4th International Conference on Schizophrenia - 1996: Breaking down the Barriers; 1996 Oct 6-9; Vancouver, Canada. 1996.

Tran PV, Basson BR, Kennedy JS, Beasley Jr CM, Bymaster FP, Tollefson GD. The comparative anti-muscarinic-like side effect profiles of olanzapine and risperidone treatment in patients with schizophrenia spectrum psychosis. *European Neuropsychopharmacology* 1999;**9**:S290.

Tran PV, Beasley CM, Tollefson GD, Sanger T, Satterlee WG. Clinical efficacy and safety of olanzapine, a new atypical antipsychotic agent. *Neuropsychopharmacology* 1994;**10**(3S):267S.

Tran PV, Beasley CM, Tollefson GD, Beuzen JN, Holman SL, Sanger TM, et al. Olanzapine: a promising “atypical” antipsychotic agent. *Schizophrenia Research* 1995;**15**(1, 2): 169.

Tran PV, Dellva MA, Beasley CM Jr, Satterlee WG, Cousins LM, Tollefson GD. Clinical experience with long-term continuation treatment with olanzapine. Proceedings of the 149th Annual Meeting of the American Psychiatric Association; 1996 May 4-9, New York, New York, USA. 1996.

Tran PV, Dellva MA, Tollefson GD, Beasley CM Jr, Potvin JH, Kiesler GM. Extrapyramidal symptoms and tolerability of olanzapine versus haloperidol in the acute treatment of schizophrenia. *Journal of Clinical Psychiatry* 1997;**58**(5): 205–11.

Tran PV, Hamilton SH, Kuntz AJ, Tollefson GD. Olanzapine versus risperidone in the treatment of psychosis disorders: a preliminary report. Proceedings

- of the 35th Annual Meeting of the American College of Neuropsychopharmacology; 1996 Dec 9-13; San Juan, Puerto Rico. 1996.
- \* Tran PV, Hamilton SH, Kuntz AJ, Potvin JH, Andersen SW, Beasley C, et al. Double-blind comparison of olanzapine versus risperidone in the treatment of schizophrenia and other psychotic disorders. *Journal of Clinical Psychopharmacology* 1997;**17**(5):407–18.
- Tran PV, Tollefson GD, Andersen SW, Kuntz AJ, Hamilton SH. Olanzapine versus risperidone in the treatment of schizophrenia and other psychotic disorders. Proceedings of the 10th European College of Neuropsychopharmacology Congress; 1997 Sep 13-17; Vienna, Austria. 1997.
- Tran PV, Tollefson GD, Anderson SW, Kuntz A, Hamilton SH. Olanzapine versus risperidone in the treatment of schizophrenia and other psychotic disorders. *Schizophrenia Research* 1998;**29**(1, 2):205.
- Tran PV, Tollefson GD, Crawford AM, Dossenbach M, Friedel P, Folnegovic V, et al. Olanzapine versus fluphenazine in schizophrenia. Proceedings of the 151st Annual Meeting of the American Psychiatric Association; 1998 May 30-Jun 4; Toronto, Ontario, Canada. 1998.
- Tran PV, Tollefson GD, Hamilton S. Olanzapine versus risperidone in the treatment of schizophrenia and other psychotic disorders. Proceedings of the 150th Annual Meeting of the American Psychiatric Association; 1997 May 17-22; San Diego, California, USA. 1997.
- Tran PV, Tollefson GD, Hamilton S, Kuntz A. Olanzapine vs. risperidone in the treatment of psychosis. Proceedings of the 6th World Congress of Biological Psychiatry; 1997 Jun 22-27; Nice, France. 1997.
- Tsai 2004** *{published data only}*  
Tsai G, Lane HY, Yang P, Chong MY, Lange N. Glycine transporter I inhibitor, N-Methylglycine (sarcosine), added to antipsychotics for the treatment of schizophrenia. *Biological Psychiatry* 2004;**55**(5):452–6.
- Tsai 2006** *{published data only}*  
Tsai GE, Yang P, Chang Y-C, Chong M-Y. D-alanine added to antipsychotics for the treatment of schizophrenia. *Biological Psychiatry* 2006;**59**(3):230–4.
- Urioste 2004** *{published data only}*  
Urioste R, Bossie C, Zhu Y, Ciliberto N, Trinh B, Lasser R. Clinical improvement with long-acting risperidone: no impact of race. Proceedings of the 157th Annual Meeting of the American Psychiatric Association; 2004 May 1-6; New York, New York, USA. 2004.
- Wang 2003** *{published data only}*  
Wang G. 60 week, randomized, double-blind, placebo-controlled trial of valproate added to risperidone in 200 treatment-naive, first-episode patients with schizophrenia. Stanley Foundation Research Programs 2003.
- Weickert 2003** *{published data only}*  
Weickert TW, Goldberg TE, Marenco S, Bigelow LB, Egan MF, Weinberger DR. Comparison of cognitive performances during a placebo period and an atypical antipsychotic treatment period in schizophrenia: critical examination of confounds. *Neuropsychopharmacology* 2003;**28**(8):1491–500.
- Weiden 2005** *{unpublished data only}*  
Weiden P, Radulovic L, Wang C, Allison D. Sibutramine for the treatment of obesity in schizophrenia: randomized, placebo controlled pilot study. 2005.
- Wirshing 1995** *{published data only}*  
Wirshing DA, Marshall BD Jr, Green MF, Mintz J, Marder SR, Wirshing WC. Risperidone in treatment-refractory schizophrenia. *American Journal of Psychiatry* 1999;**156**(9):1374–9.
- \* Wirshing WC, Ames D, Green M, Marshall BD, Marder SR. Risperidone versus haloperidol in treatment-refractory schizophrenia: preliminary results. *Psychopharmacology Bulletin* 1995;**31**(3):633.
- Wirshing WC, Ames D, Marder SR, Marshall BD, Green MF, McGurk S. Risperidone vs haloperidol in treatment resistant schizophrenia: preliminary results. *Schizophrenia Research* 1996;**18**(2, 3):130.
- Wirshing WC, Ames D, Marder SR, Marshall BD, Green MF, McGurk SR. Risperidone in treatment resistant schizophrenia. Proceedings of the 34th Annual Meeting of the American College of Neuropsychopharmacology; 1995 Dec 11-15; San Juan, Puerto Rico. 1995.
- Wirshing WC, Ames D, Marshall BD, Green MF, McGurk S. Risperidone in treatment resistant schizophrenia. Proceeding of the 8th Biennial Winter Workshop on Schizophrenia; 1996 Mar 16-22; Crans Montana, Switzerland. 1996.
- Wirshing WC, Ames D, Palmer Bray M, Marshall BD, Green MF, Marder SR. Risperidone versus haloperidol in treatment refractory schizophrenia: preliminary results. Proceeding of the 148th Annual Meeting of the American Psychiatric Association; 1995 May 20-25; Miami, Florida, USA. 1995.
- Wirshing WC, Green MF, Ames D, Marshall BD, McGurk SR, Mintz J, et al. Risperidone vs. haloperidol in treatment-resistant schizophrenia. Proceedings of the 6th World Congress of Biological Psychiatry; 1997 Jun 22-27; Nice, France. 1997.
- Yamawaki 1996** *{published data only}*  
Yamawaki S, Hayashi T, Yokota N, Takahashi T, Sato G, Tahara Y. Serotonin-dopamine antagonists in elderly schizophrenics. Proceedings of the 20th Collegium Internationale Neuro-Psychopharmacologicum Congress; 1996 Jun 23-27; Melbourne, Australia. 1996.
- Zhang 2002** *{published data only}*  
Zhang CZ. A study of the therapeutic effectiveness of risperidone in combination with antioxidants in the treatment of schizophrenia. *Herald of Medicine* 2002;**21**(10):629–30.
- Zhong 2006** *{published data only}*  
Zhong Z-Y, Tao J, Wang X-L, Wu X-L, Zhang J-B. Effect of antipsychotic plus buflomedil hydrochloride in ameliorating the negative symptoms of patients with schizophrenia. *Chinese Journal of Clinical Rehabilitation [Zhongguo lin chuang kang fu]* 2006;**10**(2):30–2.

## References to studies awaiting assessment

### Anon 2010 *{published data only}*

Anon. An assessment of the long-term efficacy and safety of org 5222, risperidone and placebo in subjects with schizophrenia. <http://www.clinicalstudyresults.org/> (2010).

### Bose 2010a *{published data only}*

Bose A, Li D, Migliore R, Werner P, Nemeth G, Laszlovszky I. The efficacy and safety of the novel antipsychotic cariprazine in acute exacerbation of schizophrenia. *European Psychiatry* 2011;**26**(1):1354.

Bose A, Li D, Migliore R, Werner P, Nemeth G, Laszlovszky I. The efficacy and safety of the novel antipsychotic cariprazine in acute exacerbation of schizophrenia. *European Neuropsychopharmacology* 2010:493–4.

### Cavazzoni 2002 *{published data only}*

Cavazzoni P, Berg P, Millikan M, Carlson C, Beasley C. An integrated analysis of treatment-emergent extrapyramidal syndrome in schizophrenic patients during olanzapine clinical trials versus placebo, haloperidol, risperidone or clozapine. *International Journal of Neuropsychopharmacology* 2002;**5**(Suppl 1):S164.

\* Cavazzoni P, Berg PH, Millikan M, Carlson C, Beasley CM. An integrated analysis of treatment-emergent extrapyramidal syndrome in schizophrenic patients during olanzapine clinical trials versus placebo, haloperidol, risperidone or clozapine. *Schizophrenia Research* 2002;**53**(3 Suppl 1):171.

### DeMartinis 2012 *{published data only}*

DeMartinis NA. Results of a phase 2a proof-of-concept trial with a pde10a inhibitor in the treatment of acute exacerbation of schizophrenia. *Biological Psychiatry* 2012;**8** (Suppl 1):17S–8S.

### GlaxoSmithKline 2006 *{published data only}*

NCT00049946. A multicenter, double-blind, double-dummy, placebo-controlled, randomized, parallel group evaluation of the efficacy and safety of a fixed-dose of talnetant versus placebo versus risperidone in subjects with schizophrenia. [clinicaltrials.gov/show/NCT00049946](http://clinicaltrials.gov/show/NCT00049946) (2002).

NCT00103727. A multicenter, double-blind, double-dummy, placebo-controlled, randomized, parallel group evaluation of the efficacy and safety of a fixed-dose of talnetant versus placebo versus risperidone in subjects with schizophrenia. [clinicaltrials.gov/show/NCT00103727](http://clinicaltrials.gov/show/NCT00103727) (2005). NCT00103727]

NCT00300963. A multicenter, double-blind, double-dummy, placebo-controlled, randomized, parallel group evaluation of the efficacy and safety of a fixed-dose of talnetant versus placebo versus risperidone in subjects with schizophrenia. [clinicaltrials.gov/show/NCT00300963](http://clinicaltrials.gov/show/NCT00300963) (2006). NCT00300963]

### Litman 2014 *{published data only}*

Litman R, Smith M, Doherty J, Cross A, Raines S, Zukin S. AZD8529, a positive allosteric modulator at the MGGLUR2 receptor, does not improve symptoms

in schizophrenia: A proof of principle study. *European neuropsychopharmacology* 2014;**24**:S508–S509.

Litman RE, Smith MA, Doherty J, Cross A, Raines S, Zukin S. AZD8529, a positive allosteric modulator at the mGluR2 receptor, does not improve symptoms in schizophrenia: A proof of principle study. *Schizophrenia research* 2014;**153**:S176.

NCT00921804. Study to assess the efficacy, safety, and tolerability of AZD8529 in adult schizophrenia patients. [clinicaltrials.gov/show/NCT00921804](http://clinicaltrials.gov/show/NCT00921804) (2009).

### NCT 00694707 *{published data only}*

Debelle M, Faradz-zade S, Szatmari B, Nagy K, Nemeth G, Durgam S, Laszlovszky I. Cariprazine in negative symptoms of schizophrenia: Post hoc analyses of a fixed-dose, placebo-and active-controlled trial. *European neuropsychopharmacology* 2014;**24**:S534.

### NCT01086748 *{published data only}*

NCT01086748. A study in schizophrenia patients. [ClinicalTrials.gov/show/NCT01086748](http://ClinicalTrials.gov/show/NCT01086748) (2010).

### NCT01175135 *{published data only}*

NCT01175135. An inpatient study of the efficacy, safety, and tolerability of pf-02545920 in the treatment of acute exacerbation of schizophrenia. [ClinicalTrials.gov/show/NCT01175135](http://ClinicalTrials.gov/show/NCT01175135) (2010).

### NCT01363349 *{published data only}*

NCT01363349. Phase iib-iii study of bl-1020 small molecule for schizophrenia. [ClinicalTrials.gov/show/NCT01363349](http://ClinicalTrials.gov/show/NCT01363349) (2011).

### Nisenbaum 2013 *{published data only}*

Nisenbaum L, Millen B A, Zhao F, Downing A, Quigley A, Kohler J, et al. LY 2140023 monohydrate in the treatment of patients with schizophrenia: Pharmacogenetic analysis within a clinical trial assessing efficacy in treating acutely ill patients. *Schizophrenia Bulletin* 2013;**39**:S105.

### Rujescu 2009 *{published data only}*

Rujescu D. Riluzole for schizophrenia. Stanley Foundation Research Programs 2009.

### Vanover 2014 *{published data only}*

Nct02469155. A Trial to Assess the Antipsychotic Efficacy of ITI-007 Over 6 Weeks of Treatment. <https://ClinicalTrials.gov/show/NCT02469155> 2015.

Vanover K, Davis RE, Ereshefsky L, Mates S. Positive results with ITI-007 for the treatment of schizophrenia: A randomized double-blind placebo- and active-controlled phase 2 study. *Schizophrenia research* 2014;**153**:S278–S279.

Vanover KE, Davis RE, Mates S. ITI-007 for the treatment of schizophrenia: A differentiating response profile. *Biological psychiatry* 2014;**1**:325S.

Vanover KE, Davis RE, Mates S. ITI-007, a new approach to the treatment of schizophrenia. *Schizophrenia research* 2014;**153**:S21.

Vanover KE, Mates S, Greengard P, Davis RE. Phase 2 evaluation of ITI-007, a novel approach to the treatment of schizophrenia. *Neuropsychopharmacology* 2013;**38**: S386–S387.



**Xu 2009** *{published data only}*

Xu Z. LDXGW for schizophrenia. Stanley Foundation Research Programs 2009.

**References to ongoing studies****NCT00174200** *{published data only}*

NCT00174200. A randomized, double-blind, crossover add-on study to assess the differential sensitivity of 2 spatial working memory tests (the groton maze learning test [gmlt] and the motor delayed response test [mdr]) in non-agitated, antipsychotic drug-naive first-episode schizophrenic or schizophreniform patients treated with risperidone 2 mg daily or placebo. [clinicaltrials.gov/show/NCT00174200](http://clinicaltrials.gov/show/NCT00174200) (2005). Date accessed: 9/10/2013.

**Additional references****Adams 2013**

Adams CE, Bergman H, Irving CB, Lawrie S. Haloperidol versus placebo for schizophrenia. *Cochrane Database of Systematic Reviews* 2013, Issue 11. [DOI: 10.1002/14651858.CD003082.pub3; PUBMED: 24242360]

**Addington 1993**

Addington D, Addington J, Maticka-Tyndale E. Assessing depression in schizophrenia: the Calgary Depression Scale. *British Journal of Psychiatry* 1993;**22**:39–44.

**Ahmed 2011**

Ahmed U, Rehman F, Jones H, Adams Clive E. Risperidone for psychosis induced aggression or agitation. *Cochrane Database of Systematic Reviews* 2011, Issue 11. [DOI: 10.1002/14651858.CD009412; CD009412]

**AHRP 2006**

Hassner VS. Scientific fraud: Eric Poehlman / Richard Borison. Alliance for Human Research Protection (<http://www.ahrp.org/cms/content/view/370/29/>) 29 Oct 2006 (accessed 5 Nov 2009).

**Altman 1996**

Altman DG, Bland JM. Detecting skewness from summary information. *BMJ* 1996;**313**(7066):1200.

**Andreasen 1981**

Andreasen, NC. Scale for the assessment of negative symptoms: SANS. Iowa: the University of Iowa. 1981.

**Asmal 2013**

Asmal L, Flegar SJ, Wang J, Rummel-Kluge C, Komossa K, Leucht S. Quetiapine versus other atypical antipsychotics for schizophrenia. *Cochrane Database of Systematic Reviews* 2013, Issue 11. [DOI: 10.1002/14651858.CD006625.pub3; PUBMED: 24249315]

**Bagnall 2007**

Bagnall A, Fenton M, Kleijnen J, Lewis R. Molindone for schizophrenia and severe mental illness. *Cochrane Database of Systematic Reviews* 2007, Issue 1. [DOI: 10.1002/14651858.CD002083.pub2; PUBMED: 17253473]

**Barnes 1989**

Barnes TR. A rating scale for drug-induced akathisia. *British Journal of Psychiatry* 1989;**154**:672–6.

**Begg 1996**

Begg C, Cho M, Eastwood S, Horton R, Moher D, Olkin I, et al. Improving the quality of reporting of randomized controlled trials. The CONSORT statement. *JAMA* 1996;**276**(8):637–9.

**Belgamwar 2011**

Belgamwar RB, El-Sayeh HG. Aripiprazole versus placebo for schizophrenia. *Cochrane Database of Systematic Reviews* 2011, Issue 8. [DOI: 10.1002/14651858.CD006622.pub2; PUBMED: 21833956]

**Benson 1996**

Benson H, Friedman R. Harnessing the power of the placebo effect and renaming it “remembered wellness”. *Annual Review of Medicine* 1996;**47**:193–9.

**Bhattacharjee 2008**

Bhattacharjee J, El-Sayeh HG. Aripiprazole versus typical antipsychotic drugs for schizophrenia. *Cochrane Database of Systematic Reviews* 2008, Issue 3. [DOI: 10.1002/14651858.CD006617.pub3; PUBMED: 18646161]

**Bland 1997**

Bland JM. Statistics notes. Trials randomised in clusters. *BMJ* 1997;**315**:600.

**Boissel 1999**

Boissel JP, Cucherat M, Li W, Chatellier G, Gueyffier F, Buyse M, et al. The problem of therapeutic efficacy indices. 3. Comparison of the indices and their use [Aperçu sur la problematique des indices d'efficacite therapeutique, 3: comparaison des indices et utilisation. Groupe d'Etude des Indices D'efficacite]. *Therapie* 1999;**54**(4):405–11. [PUBMED: 10667106]

**Carpenter 1994**

Carpenter WT Jr, Buchanan RW. Schizophrenia. *The New England Journal of Medicine* 1994;**330**(10):681–90.

**Carpenter 2003**

Carpenter WT, Appelbaum PS, Levine RJ. The Declaration of Helsinki and clinical trials: a focus on placebo-controlled trials in schizophrenia. *American Journal of Psychiatry* 2003;**160**(2):356–62.

**CBS News 2000**

Augusta G. Drug money: Patients worsened; little oversight provided. CBS News (<http://www.cbsnews.com/stories/2000/07/31/48hours/main220233.shtml>) 31 Jul 2000 (accessed 5 November 2009).

**Chouinard 1993**

Chouinard G, Arnott W. Clinical review of risperidone. *Canadian Journal of Psychiatry* 1993;**38**(Suppl 3):89–95.

**Darby 1997**

Darby JK, Pasta DJ, Elfand L, Dabiri L, Clark L, Herbert J. Risperidone dose and blood level variability: accumulation effects and interindividual and intraindividual variability in the nonresponder patient in the clinical practice setting. *Journal of Clinical Psychopharmacology* 1997;**17**(6):478–84.

**Deeks 2000**

Deeks J. Issues in the selection for meta-analyses of binary data. Proceedings of the 8th International Cochrane

- Colloquium; 2000 Oct 25-28; Cape Town. Cape Town: The Cochrane Collaboration, 2000.
- Divine 1992**  
Divine GW, Brown JT, Frazier LM. The unit of analysis error in studies about physicians' patient care behavior. *Journal of General Internal Medicine* 1992;7(6):623-9.
- Donner 2002**  
Donner A, Klar N. Issues in the meta-analysis of cluster randomized trials. *Statistics in Medicine* 2002;21:2971-80.
- DSM-IV-TR**  
American Psychiatric Association. *Diagnostic and Statistical Manual of Mental Disorders*. Washington, DC: American Psychiatric Association, 1994.
- Duggan 2005**  
Duggan L, Fenton M, Rathbone J, Dardennes R, El-Dosoky A, Indran S. Olanzapine for schizophrenia. *Cochrane Database of Systematic Reviews* 2005, Issue 2. [DOI: 10.1002/14651858.CD001359.pub2; PUBMED: 15846619]
- Egger 1997**  
Egger M, Davey-Smith G, Schneider M, Minder CSO. Bias in meta-analysis detected by a simple, graphical test. *BMJ* 1997;13:629-34.
- Furukawa 2006**  
Furukawa TA, Barbui C, Cipriani A, Brambilla P, Watanabe N. Imputing missing standard deviations in meta-analyses can provide accurate results. *Journal of Clinical Epidemiology* 2006;59(7):7-10.
- Gilbody 2000**  
Gilbody SM, Bagnall AM, Duggan L, Tuunainen A. Risperidone versus other atypical antipsychotic medication for schizophrenia. *Cochrane Database of Systematic Reviews* 2000, Issue 3. [DOI: 10.1002/14651858.CD002306]
- Gulliford 1999**  
Gulliford MC. Components of variance and intraclass correlations for the design of community-based surveys and intervention studies: data from the Health Survey for England 1994. *American Journal of Epidemiology* 1999;149: 876-83.
- Guy 1976**  
Guy U. *ECDEU assessment manual for psychopharmacology*. Revised. Rockville: National Institute of Mental Health, 1976.
- Heykants 1994**  
Heykants J, Huang ML, Mannens G, Meuldermans W, Snoeck E, Van Beijsterveldt L, et al. The pharmacokinetics of risperidone in humans: a summary. *Journal of Clinical Psychiatry* 1994;55(Suppl):13-7.
- Higgins 2003**  
Higgins JB, Thompson SG, Deeks JJ, Altman DG. Measuring inconsistency in meta-analyses. *BMJ* 2003;327: 557-60.
- Higgins 2008**  
Higgins JPT, Green S (editors). *Cochrane Handbook for Systematic Reviews of Interventions*. Chichester: John Wiley & Sons, 2008.
- Higgins 2011**  
Higgins JPT, Green S (editors). *Cochrane Handbook for Systematic Reviews of Interventions Version 5.1.0*. Available from www.cochrane-handbook.org: The Cochrane Collaboration, 2011.
- Hosalli 2003**  
Hosalli P, Davies JM. Depot risperidone for schizophrenia. *Cochrane Database of Systematic Reviews* 2003, Issue 4. [DOI: 10.1002/14651858.CD004161]
- Hunter 2003**  
Hunter RH, Joy CB, Kennedy E, Gilbody SM, Song F. Risperidone versus typical antipsychotic medication for schizophrenia. *Cochrane Database of Systematic Reviews* 2003, Issue 2. [DOI: 10.1002/14651858.CD000440]
- Hutton 2009**  
Hutton JL. Number needed to treat and number needed to harm are not the best way to report and assess the results of randomised clinical trials. *British Journal of Haematology* 2009;146(1):27-30.
- Hutton 2012**  
Hutton P, Morrison AP, Yung AR, Taylor PJ, French P, Dunn G. Effects of drop-out on efficacy estimates in five Cochrane reviews of popular antipsychotics for schizophrenia. *Acta Psychiatrica Scandinavica* 2012;126(1):1-11. [DOI: 10.1111/j.1600-0447.2012.01858.x; PUBMED: 22486554]
- Jayaram 2006**  
Jayaram MB, Hosalli P, Stroup S. Risperidone versus olanzapine for schizophrenia. *Cochrane Database of Systematic Reviews* 2006, Issue 2. [DOI: 10.1002/14651858.CD005237]
- Jayaram 2007**  
Jayaram MB, Hosalli PM, Stroup TS. Risperidone versus olanzapine for treatment of schizophrenia. *Schizophrenia Bulletin* 2007;33(6):1274-6. [PUBMED: 17921477]
- Joy 2006**  
Joy CB, Adams CE, Lawrie SM. Haloperidol versus placebo for schizophrenia. *Cochrane Database of Systematic Reviews* 2006, Issue 4. [DOI: 10.1002/14651858.CD003082.pub2]
- Juni 2001**  
Juni P, Altman DG, Egger M. Systematic reviews in health care: Assessing the quality of controlled clinical trials. *BMJ* 2001;323:42-6.
- Kay 1986**  
Kay SR, Opler LA, Fiszbein A. *Positive and Negative Syndrome Scale (PANSS) Manual*. North Tonawanda, NY: Multi-Health Systems, 1986.
- Kennedy 2000**  
Kennedy E, Song F, Hunter R, Clarke A, Gilbody S. Risperidone versus typical antipsychotic medication for

- schizophrenia. *Cochrane Database of Systematic Reviews* 2000, Issue 2. [DOI: 10.1002/14651858.CD002306]
- Khanna 2014**  
 Khanna P, Suo T, Komossa K, Ma H, Rummel-Kluge C, El-Sayeh HG, et al. Aripiprazole versus other atypical antipsychotics for schizophrenia. *Cochrane Database of Systematic Reviews* 2014, Issue 1. [DOI: 10.1002/14651858.CD006569.pub5; PUBMED: 24385408]
- Komossa 2007**  
 Komossa K, Rummel C, Hunger H, Schmidt F, Schwarz S, Leucht S. Risperidone versus other atypical antipsychotics for schizophrenia. *Cochrane Database of Systematic Reviews* 2007, Issue 3. [DOI: 10.1002/14651858.CD006626.pub2]
- Komossa 2009**  
 Komossa K, Rummel-Kluge C, Hunger H, Schwarz S, Schmidt F, Lewis R, et al. Sertindole versus other atypical antipsychotics for schizophrenia. *Cochrane Database of Systematic Reviews* 2009, Issue 2. [DOI: 10.1002/14651858.CD006752.pub2; PUBMED: 19370652]
- Komossa 2010**  
 Komossa K, Rummel-Kluge C, Hunger H, Schmid F, Schwarz S, Silveira da Mota Neto JI, et al. Amisulpride versus other atypical antipsychotics for schizophrenia. *Cochrane Database of Systematic Reviews* 2010, Issue 1. [DOI: 10.1002/14651858.CD006624.pub2; PUBMED: 20091599]
- Kumar 2005**  
 Kumar A, Strech D. Zuclopenthixol dihydrochloride for schizophrenia. *Cochrane Database of Systematic Reviews* 2005, Issue 4. [DOI: 10.1002/14651858.CD005474; PUBMED: 16235403]
- Laughren 2001**  
 Laughren TP. The scientific and ethical basis for placebo-controlled trials in depression and schizophrenia: an FDA perspective. *European Psychiatry* 2001;**16**(7):418–23.
- Leucht 2005a**  
 Leucht S, Kane JM, Kissling W, Hamann J, Etschel E, Engel R. Clinical implications of brief psychiatric rating scale scores. *British Journal of Psychiatry* 2005;**187**:366–71.
- Leucht 2005b**  
 Leucht S, Kane JM, Kissling W, Hamann J, Etschel E, Engel RR. What does the PANSS mean?. *Schizophrenia Research* 2005;**79**(2-3):231–8.
- Leysen 1994**  
 Leysen JE, Janssen PM, Megens AA, Schotte A. Risperidone: a novel antipsychotic with balanced serotonin-dopamine antagonism, receptor occupancy profile, and pharmacologic activity. *Journal of Clinical Psychiatry* 1994;**55**(Suppl):5–12.
- Li 2009**  
 Li C, Xia J, Wang J. Risperidone dose for schizophrenia. *Cochrane Database of Systematic Reviews* 2009, Issue 4. [DOI: 10.1002/14651858.CD007474.pub2]
- Lingjaerde 1987**  
 Lingjaerde O, Ahlfors UG, Bech P, Dencker SJ, Elgen K. The UKU side effect rating scale. A new comprehensive rating scale for psychotropic drugs and a cross-sectional study of side effects in neuroleptic-treated patients. *Acta Psychiatr Scand* 1987;**76**((suppl. 334)):1–100.
- Lurie 1997**  
 Lurie P, Wolfe SM. Unethical trials of interventions to reduce perinatal transmission of the human immunodeficiency virus in developing countries. *The New England Journal of Medicine* 1997;**337**:853–6.
- Lurie 2005**  
 Lurie P, Greco DB. US exceptionalism comes to research ethics. *The Lancet* 2005;**365**:1117–9.
- Marshall 2000**  
 Marshall M, Lockwood A, Bradley C, Adams C, Joy C, Fenton M. Unpublished rating scales: a major source of bias in randomised controlled trials of treatments for schizophrenia. *British Journal of Psychiatry* 2000;**176**:249–52.
- Mota 2002**  
 Mota NE, Lima MS, Soares BG. Amisulpride for schizophrenia. *Cochrane Database of Systematic Reviews* 2002, Issue 2. [DOI: 10.1002/14651858.CD001357; PUBMED: 12076408]
- Nussbaum 2012**  
 Nussbaum AM, Stroup TS. Paliperidone palmitate for schizophrenia. *Cochrane Database of Systematic Reviews* 2012, Issue 6. [DOI: 10.1002/14651858.CD008296.pub2; PUBMED: 22696377]
- Overall 1962**  
 Overall JE, Gorham DR. The Brief Psychiatric Rating Scale. *Psychological Reports* 1962;**10**:799–812.
- Pietrzak 2008**  
 Pietrzak RH, Maruff P, Mayes LC, Romand SA, Sosad JA, Snyder PJ. An examination of the construct validity and factor structure of the Groton Maze Learning Test, a new measure of spatial working memory, learning efficiency, and error monitoring. *Archives of Clinical Neuropsychology* 2008;**23**(4):433–45.
- Schünemann 2008**  
 Schünemann HJ, Oxman AD, Vist GE, Higgins JPT, Deeks JJ, Glasziou P, et al. Chapter 12: Interpreting results and drawing conclusions. *Higgins JPT, Green S editor(s). Cochrane Handbook for Systematic Reviews of Interventions*. The Cochrane Collaboration, 2008:359–83.
- Simpson 1970**  
 Simpson GM, Angus JWS. A rating scale for extrapyramidal side-effects. *Acta Psychiatrica Scandinavica Supplementum* 1970;**212**:11–9.
- Vallance 2006**  
 Vallance AK. Something out of nothing: the placebo effect. *Advances in Psychiatric Treatment* 2006;**12**:287–96.
- WMA 2008**  
 World Medical Association. Ethical principles for medical research involving human subjects. World Medical Association 2008.

**Xia 2009**

Xia J, Adams C, Bhagat N, Bhagat V, Bhoopathy P, El-Sayeh H, et al. Losing participants before the trial ends erodes credibility of findings. *Psychiatric Bulletin* 2009;**33**:254–7.

\* *Indicates the major publication for the study*

## CHARACTERISTICS OF STUDIES

### Characteristics of included studies [ordered by study ID]

#### Bachmann 2003

Methods	Allocation: randomised. Blindness: double. Duration: 16 weeks. Setting: inpatients and outpatients, USA. Design: parallel groups.	
Participants	Diagnosis: people with schizophrenia or schizoaffective (DSM-IV). N = 69 Age: 18-65 years. Sex: male and female (data only available for completers). Inclusion criteria: Those who met DSM-IV criteria for schizophrenia or schizoaffective disorder were selected for study entry. BPRS total score of > 45 or CGI severity of illness item score of > 4; and BPRS positive symptom item total score of > 8, with 1 or more item rated > 4. They were required to have had an adequate clozapine trial, defined as clozapine treatment for > 6 months on a dose that produced a clozapine plasma level of X350 ng/ml or a clozapine + norclozapine plasma level of X450 ng/ml. Exclusion criteria: Participants who met DSM-IV diagnosis of alcohol or substance abuse (other than nicotine) within the past month, alcohol or substance dependence (other than nicotine) within the past 6 months, mental retardation, unstable medical condition, or those treated previously with adjunctive risperidone at X8 mg/day for at least 6 weeks	
Interventions	1. Risperidone (dose 4 mg) plus clozapine (dose not reported). N = 33. 2. Placebo plus clozapine (dose not reported). N =36.	
Outcomes	Mental state: BPRS, SANS. Leaving the study early (the week that participants left the study early were reported; all left before 12 weeks) Adverse effects: metabolic, extrapyramidal, haematological.	
Notes		
<b>Risk of bias</b>		
<b>Bias</b>	<b>Authors' judgement</b>	<b>Support for judgement</b>
Random sequence generation (selection bias)	Low risk	"Randomization was stratified by in-patient status" (p2276).
Allocation concealment (selection bias)	Unclear risk	No information available.
Blinding (performance bias and detection bias) All outcomes	Low risk	"All raters were blind to treatment assignment" (p2275). "Risperidone 4mg (two 2mg capsules) or placebo (two capsules)" (p2276)

**Bachmann 2003** (Continued)

Incomplete outcome data (attrition bias) All outcomes	Low risk	ITT analysis and completers-only analysis undertaken.
Selective reporting (reporting bias)	Low risk	Outcomes listed in paper all reported.
Other bias	High risk	Double-blind medications were provided by Ortho-McNeil-Janssen Scientific Affairs, LLC. Authors have associations with Eli Lilly, Astra-Zeneca, Pfizer, GlaxoSmithKline, Cephalon, Otsuka, Bioscience, Abbott, Cypress, Merck, Organon, Sanofi-Aventis, Bristol-Myers Squibb, Janssen, Solvay, Wyeth, Zeneca, and Roche either as employees, stockholders, or members of advisory boards

**Borison 1992**

Methods	Allocation: randomised. Blindness: double. Duration: 3 days washout period for oral medications plus 6 weeks treatment course (2 weeks for depot medications) Setting: inpatients. Design: parallel groups.
Participants	Diagnosis: schizophrenia (DSM-III-R). N = 160. Age: 18-65 years. Sex: male = 154 and female = 6. Length of illness: ranged from 10 to 17 years. Inclusion criteria: BPRS score more than 30. Exclusion criteria: poor general health, cardiopulmonary disease, head trauma or epilepsy, or drug or alcohol abuse in the last year
Interventions	1. Risperidone: dose 2 mg/day to 10 mg/day, N = 53. 2. Haloperidol: dose 4 mg/day to 20 mg/day, N = 53*. 3. Placebo: N = 54.
Outcomes	Mental state. Leaving the study early. Global state: needing additional medication. Adverse effects: any, gastrointestinal, central nervous system, respiratory Unable to use: Global state: CGI (SD not reported). Mental state: BPRS (SD not reported), SANS (SD not reported) Adverse effects: AIMS, ESRS (SD not reported). Use of medication for EPS is reported as percentage, but we are unclear at which point the data was measured or the N number,

**Borison 1992** (Continued)

	thus unable to convert the data into binary outcome Physiological measures: vital signs, ECG, blood and urine chemistries (no data reported)
Notes	No information available on funding, but one of the papers has a Janssen logo *We did not use the data from this group, as the intervention is not relevant The 'leaving the study early rate' was high in this trial, but the overall leaving the study early rate was less than 50%

**Risk of bias**

Bias	Authors' judgement	Support for judgement
Random sequence generation (selection bias)	Unclear risk	Randomised, no further information.
Allocation concealment (selection bias)	Unclear risk	Not stated.
Blinding (performance bias and detection bias) All outcomes	Low risk	Double blinded.
Incomplete outcome data (attrition bias) All outcomes	High risk	26/53 participants left from the risperidone group, 37/54 left from the placebo group
Selective reporting (reporting bias)	High risk	All outcomes measured were reported, but without SD.
Other bias	Low risk	None obvious.

**Chouinard 1992**

Methods	Allocation: randomised. Blindness: double blind. Duration: 7-day single-blind placebo washout period plus 8-week treatment period Setting: inpatients, at six centres in Canada. Design: multicentre, parallel group.
Participants	Diagnosis: chronic schizophrenia (DSM III-R). N = 135. Age: 19-67 years. Sex: male and female. Length of illness: mean ~ 2.0 years, SD ~ 3.4 years. Inclusion criteria: total PANSS score between 60 and 120. Exclusion criteria: pregnant or lactating women or women without adequate contraception, mental disorders other than schizophrenia, neurological disorders, psychoactive substance use or alcohol abuse

Chouinard 1992 (Continued)

Interventions	<ol style="list-style-type: none"> <li>1. Risperidone: dose 2 mg/day, N = 24.*</li> <li>2. Risperidone: dose 6 mg/day, N = 22.</li> <li>3. Risperidone: dose 10 mg/day, N = 22.</li> <li>4. Risperidone: dose 16 mg/day, N = 24.</li> <li>5. Placebo, N = 22.</li> <li>6. Haloperidol: dose 20 mg/day, N = 21.</li> </ol>
Outcomes	<p>Mental state: PANSS, BPRS.          Leaving the study early.          Global state: CGI.          Adverse effects: ESRS, UKU Side Effect Rating Scale, concomitant sedative/hypnotic use          Unable to use:          Physiological measures: blood pressure, heart rate in supine and standing positions, ECG, biochemistry, hematology, urine analysis (no data reported)</p>
Notes	<p>*Fixed dose. We included data only from the 6 mg/day arm, as this was the closest dose to what would be used in routine clinical practice. This arm had a differential leaving the study early rate with 45% in the risperidone arm leaving the study early compared to 68% in the placebo arm (overall participants leaving the study early was greater than 50%)</p>

**Risk of bias**

Bias	Authors' judgement	Support for judgement
Random sequence generation (selection bias)	Low risk	Randomised, blocks of 12.
Allocation concealment (selection bias)	Unclear risk	Not stated.
Blinding (performance bias and detection bias) All outcomes	Low risk	Double blind: "identical tablets" (p27).
Incomplete outcome data (attrition bias) All outcomes	Low risk	LOCF, ITT analysis used.
Selective reporting (reporting bias)	Low risk	Outcomes listed in papers all reported.
Other bias	High risk	Supported by a grant from the Janssen Research Foundation.



Methods	<p>Allocation: multicenter, randomised.</p> <p>Blindness: double blind; Quote: 'the raters were blind to the study design, entrance criteria, and patient treatment assignment.' p.3)</p> <p>Duration: 2 weeks study entry + 7 days placebo lead-in treatment phase + 6 weeks treatment duration</p> <p>Settings: inpatients.</p> <p>Design: parallel.</p>	
Participants	<p>Diagnosis: schizophrenia (historical documentation and Structured Clinical Interview for DSM-IV Disorders [SCID] interview).</p> <p>N = 1009. (1013 participants were randomised, however, the author analysed data on an Intention-to-treat basis)</p> <p>Age: mean ~ 39.8 years, SD ~ 11.4 years.</p> <p>Sex: male 647, female 362.</p> <p>Length of illness: mean ~ 14.5 years, SD ~ 10.7 years.</p> <p>Inclusion criteria: those with an accurate and reliable diagnosis of schizophrenia (based upon historical documentation and Structured Clinical Interview for DSMIV Disorders [SCID] interview), who experienced an exacerbation of their illness 2 weeks prior to study entry (Visit 1), leading to a need for intensification of psychiatric care. Patients could be antipsychotic treatment naive or have had prior exposure to antipsychotic medications and were not treatment refractory in the opinion of the investigator.</p> <p>Exclusion criteria: those who had any other current Axis I psychiatric diagnoses in addition to schizophrenia, a diagnosis of substance dependence or substance abuse, a history of one or more seizures, answered yes to any suiciderelated behaviors within 1 month of Visit 1, participated in any clinical trial for which they received a studyrelated medication in the 6 months prior to Visit 1, were treatment refractory, or had demonstrated an inadequate response to treatment with risperidone, or for whom treatment with risperidone, LY2140023, or placebo was contraindicated</p>	
Interventions	<ol style="list-style-type: none"> <li>1. Risperidone: 2 mg/d on the first day and 4mg/d thereafter, N = 142.</li> <li>2. Placebo: placebo tablets or capsules identical to LY2140023 and risperidone, N = 295</li> <li>3. LY2140023 low dose: twice daily, 40 mg/d, N = 292*.</li> <li>4. LY2140023 high dose: twice daily, 80 mg/d, N = 280*.</li> </ol>	
Outcomes	<p>Leaving the study early.</p> <p>Adverse effects**.</p> <p>Unable to use</p> <p>Mental state: PANSS (only means of change score were reported)</p>	
Notes	<p>*We did not use the data from these groups, as the interventions are not relevant</p> <p>**For the concomitant medications rate reported in this study, we only extracted 2 drugs mentioned in our protocol</p>	
<i>Risk of bias</i>		
<b>Bias</b>	<b>Authors' judgement</b>	<b>Support for judgement</b>

**Downing 2014** (Continued)

Random sequence generation (selection bias)	Unclear risk	Randomised, no further information. Quote: “multicenter, randomized, double-blind, parallel...” (p.2)
Allocation concealment (selection bias)	Unclear risk	No information available.
Blinding (performance bias and detection bias) All outcomes	Low risk	Quote: ‘the raters were blind to the study design, entrance criteria, and patient treatment assignment.’ (p.3)
Incomplete outcome data (attrition bias) All outcomes	Low risk	ITT analysis was performed.
Selective reporting (reporting bias)	Low risk	All the measured outcomes were reported.
Other bias	High risk	All authors were from Eli Lilly and Company.

**Durgam 2014**

Methods	<p>Allocation: multinational, randomised.</p> <p>Blindness: double blind, but unclear who is blinded.</p> <p>Duration: 9 weeks duration including 7 days wash out period, 6 weeks treatment period and 2 weeks safety follow up</p> <p>Settings: inpatients, 65 study centres in the United States, India, Russia, Ukraine, and Malaysia.</p> <p>Design: parallel.</p>
Participants	<p>Diagnosis: schizophrenia (DSM-IV-TR).</p> <p>N = 729.</p> <p>Age: mean ~ 36 years, SD ~ 10.8 years.</p> <p>Sex: male 502, female 227.</p> <p>Length of illness: mean ~ 11.6 years, SD ~ 9.7 years.</p> <p>Inclusion criteria: 18-60 years old, atients had the diagnosis for at least 1 year, current exacerbation less than 2 weeks’ duration, and at least 1 psychotic episode requiring hospitalization/antipsychotic medication change/intervention during the preceding year. PANSS total score between 80 and 120, a score <math>\geq 4</math> (moderate) on at least 2 of 4 PANSS positive symptoms (delusions, hallucinatory behavior, conceptual disorganization, suspiciousness/persecution); CGI-S rating <math>\geq 4</math>; Body mass index (BMI) between 18 and 35.</p> <p>Exclusion criteria: first episode of psychosis; diagnosis of various DSM-IV-TR disorders (e.g., schizoaffective, schizophreniform, bipolar I and II); alcohol/ substance abuse/dependence (within 3 months); treatment-resistant schizophrenia (poor response to <math>\geq 2</math> antipsychotics of adequate dose and duration) or suicidal or homicidal attempt/intent (active or preceding 2 years). Typical treatment-related, concomitant medication, and medical/physical exclusions were applied</p>

Interventions	<ol style="list-style-type: none"> <li>1. Risperidone: 4 mg/d, N = 140.</li> <li>2. Placebo: once daily, N = 151.</li> <li>3. Cariprazine low dose: 1.5 mg/d, N = 145*.</li> <li>4. Cariprazine medium dose: 3 mg/d, N = 146*.</li> <li>5. Cariprazine high dose: 4.5 mg/d, N = 147*.</li> </ol>
Outcomes	<p>Mental state: no clinical response**, PANSS, Negative Symptom Assessment (NSA-16)          Leaving the study early.</p> <p>Global state: Clinical Global Impressions-Improvement (CGI-I)          Adverse effects***: Treatment-emergent adverse events (TEAEs)          Unable to use:          physical examination, laboratory evaluations, vital signs, weight, and 12-lead ECG</p>
Notes	<p>*We did not use the data from these groups, as the interventions are not relevant          **defined as the decrease rate of PANSS score &lt; 30% improvement from baseline)          ***For the concomitant medications rate reported in this study, we only extracted 2 drugs mentioned in our protocol</p>

**Risk of bias**

Bias	Authors' judgement	Support for judgement
Random sequence generation (selection bias)	Unclear risk	Randomised, no further information. Quote: "A 9-week, multinational, randomized, double-blind..." (p.451)
Allocation concealment (selection bias)	Unclear risk	No information available.
Blinding (performance bias and detection bias) All outcomes	Low risk	Double blinded.
Incomplete outcome data (attrition bias) All outcomes	Low risk	Seventy-two out of 151 participants left the study early from placebo group, while 39 out of 140 participants left the study early from risperidone group. Intention to treat analysis was used to analyzed the data and sensitivity analysis was also conducted by using mixed effects model for repeated measures
Selective reporting (reporting bias)	Low risk	All the measured outcomes were reported.
Other bias	Low risk	None obvious.

Methods	Allocation: randomised, a central randomisation scheme. Blindness: double blind, but unclear who is blinded. Duration: 5-14 days suspension of other antipsychotics plus 6 weeks treatment period Settings: inpatients, 40 sites in India, Romania, and USA. Design: parallel.
Participants	Diagnosis: schizophrenia (DSM-IV-TR). N = 363. Age: mean - 34.2 years, SD - 10.34 years. Sex: male 245, female 118. Length of illness: mean - 8.26 years, SD - 8.92 years. Inclusion criteria: 18-65 years old, acute exacerbation within 30 days, PANSS total score $\geq 70$ , at least 4 on any 2 of PANSS items (delusions, hallucinatory behaviours, conceptual disorganization, or suspiciousness/persecution), CGI $\geq 4$ . Exclusion criteria: a score of greater than 9 on the modified ISST, treatment refractory psychosis following 2 years of exposure to a therapeutic dose of antipsychotics, substance abuse, TD, use of mood stabilisers, history of blood cell disorder
Interventions	1. Risperidone: 2 mg/d to 8 mg/d, N = 91. 2. Placebo: no details, N = 93. 3. BL-1020 low dose: 10 mg/d, N = 90*. 4. BL-1020 high dose: 20 mg/d to 30 mg/d, N = 89*.
Outcomes	Mental state. Leaving the study early. Global state: needing additional medication. Adverse effects**. Unable to use: Clinical response. Global state: CGI-I, CGI-S. Mental state: PANSS score. Cognitive function: Mean and SD of each outcome were not reported
Notes	*We did not use the data from these groups, as the interventions are not relevant **For the concomitant medications rate reported in this study, we only extracted 2 drugs mentioned in our protocol Overall leaving the study early rate is less than 50%.

**Risk of bias**

Bias	Authors' judgement	Support for judgement
Random sequence generation (selection bias)	Low risk	Randomisation was performed via an interactive voice system. Quote: "Randomisation was performed using an interactive voice response system, one randomisation scheme was generated across all sites (i.e. a central randomisation scheme)". (p1169)

**Geffen 2010** (Continued)

Allocation concealment (selection bias)	Low risk	Allocation sequence was concealed by the “voice response system” Quote: “when the drug was dispensed, the investigator called the interactive voice response system to assign the treatment code. This code number was used to identify the medication kit to be dispensed to the patient”. (p1169)
Blinding (performance bias and detection bias) All outcomes	Low risk	Double blind. Quote: “This was a 6-week, randomised, double-blind, placebo-controlled, parallel group phase 2 study”. (p1168)
Incomplete outcome data (attrition bias) All outcomes	Low risk	20 participants in risperidone group and 37 participants in placebo group did not complete the trial, but ITT analysis was applied
Selective reporting (reporting bias)	Low risk	All the measured outcomes were reported.
Other bias	Low risk	None obvious.

**Heisterberg 2007**

Methods	Allocation: randomised. Blindness: double. Duration: 6 weeks. Setting: no information available. Design: multicentre, parallel groups.
Participants	Diagnosis: schizophrenia as per <a href="#">DSM-IV-TR</a> . N = 599. Age: 18-69 years. Sex: male and female. History: having an acute exacerbation of schizophrenia. Inclusion criteria: baseline PANSS score of 70 to 120 and CGI score of $\geq 4$ . Exclusion criteria: no information available.
Interventions	1. Risperidone: dose 6 mg/day, N = 154. 2. Placebo: N = 149. 3. Bifeprunox: N = 296.
Outcomes	Adverse events: lipid parameters*, EPS. Leaving the study early. Unable to use: Adverse effects: weight change (no SD reported).

**Heisterberg 2007** (Continued)

Notes	Study attrition was 60% at the end of 6 weeks -- no data included in efficacy analysis *We reported this data as the paper used LOCF to account for missing values	
<b>Risk of bias</b>		
<b>Bias</b>	<b>Authors' judgement</b>	<b>Support for judgement</b>
Random sequence generation (selection bias)	Unclear risk	Randomised, no further information. Quote: "...patients with acutely exacerbated schizophrenia were randomly assigned to..."
Allocation concealment (selection bias)	Unclear risk	No information available.
Blinding (performance bias and detection bias) All outcomes	Low risk	Double blinded.
Incomplete outcome data (attrition bias) All outcomes	Low risk	ITT analysis done.
Selective reporting (reporting bias)	Unclear risk	Outcomes listed in the methods were reported.
Other bias	Low risk	None obvious.

**Honer 2006**

Methods	Allocation: randomised. Blindness: double. Duration: 8 weeks. Setting: inpatient and community settings. Design: multicentre, parallel-group study.
Participants	Diagnosis: schizophrenia or schizoaffective disorder (DSM-IV). N = 68. Age: 18-65 years. Sex: male and female. History: poor response to clozapine. Inclusion criteria: all participants on clozapine at a stable dose of 400 mg or more for at least 12 weeks, baseline PANSS score of 80 or greater, baseline CGI score of 4 or greater, baseline SOFAS score of 40 or less. Exclusion criteria: alcohol or substance misuse in the past 3 months, pregnant, breast-feeding, people needing anticonvulsants, developmental disabilities, current treatment with clozapine for the primary indication of movement disorder
Interventions	1. Risperidone (3 mg/day) combined with clozapine (400 mg or more/day), N = 34. 2. Placebo combined with clozapine (400 mg or more/day), N = 34

Outcomes	<p>Mental state: PANSS.          Leaving the study early.          Global state: CGI-S.          Adverse effects: ESRS, BAS, dystonia, dyskinesia, parkinsonism, lipid profile, weight, waist circumference, BMI, fasting blood glucose, white cell count, neutrophil count          Unable to use:          Cognitive functions: frontal lobe cognitive functions (no data reported). Verbal working-memory index (not peer-reviewed scale).          Adverse effects: UKU Side Effect Rating Scale (no data reported)</p>	
Notes	<p>Supported by Stanley Medical Research Institute. The investigators had assessed 595 people for eligibility for the study, of which 458 (77%) did not meet the inclusion criteria and 69 (12%) declined to participate          Leaving the study early rate is less than 50%.</p>	
<b>Risk of bias</b>		
<b>Bias</b>	<b>Authors' judgement</b>	<b>Support for judgement</b>
Random sequence generation (selection bias)	Low risk	Computer-generated schedule with a permuted-block design. Quote: "randomisation was performed according to a computer-generated schedule with a permuted-block design. The fixed block size was four patients". p473
Allocation concealment (selection bias)	Low risk	Quote: "the site investigators did not know the block size. The person generating the randomization schedule was not involved in determining patients' eligibility, administering treatment, or determining outcome." p473
Blinding (performance bias and detection bias) All outcomes	Low risk	Triple blinding (participants, investigator, and assessor blind) done but not tested out. Quote: "randomly assigned to double-blind treatment with risperidone or a placebo of identical appearance". p473
Incomplete outcome data (attrition bias) All outcomes	Low risk	ITT principle using mixed-model analysis.
Selective reporting (reporting bias)	Unclear risk	Outcomes listed in the methods were reported.
Other bias	Low risk	Janssen-Ortho, Canada, provided the risperidone and matching placebo and reviewed the protocol, but no request for

		amendment. The data were analysed and the manuscript was written solely by the listed authors
--	--	---

**Marder 1994a**

Methods	Allocation: randomised. Blindness: double. Duration: 7-day single-blind placebo washout period plus 8-week treatment period Setting: inpatients, 20 centres in USA. Design: parallel-group study.
Participants	Diagnosis: schizophrenia (DSM III-R). N = 388*. Age: 18-67 years. Sex: male and female. Inclusion criteria: total PANSS score between 60 and 120. Exclusion criteria: pregnant or lactating women or women without adequate contraception, mental disorders other than schizophrenia, neurological disorders, psychoactive substance use or alcohol abuse, and schizoaffective disorder
Interventions	1. Risperidone: dose 2 mg/day, N = 63**. 2. Risperidone: dose 6 mg/day, N = 64**. 3. Risperidone: dose 10 mg/day, N = 65. 4. Risperidone: dose 16 mg/day, N = 64. 5. Placebo: N = 66. 6. Haloperidol: dose 20 mg/day, N = 66.
Outcomes	Mental state: PANSS*. Leaving the study early***. Global state: CGI*. Adverse effects: ESRS, UKU Side Effect Rating Scale*.
Notes	*Data from a subset of participating centre, where leaving the study early was not reported (risperidone N = 64; placebo N = 66) **Fixed dose. We included data only from the 6 mg/day arm, as this was the closest dose to what would be used in routine clinical practice. This arm had a differential leaving the study early rate with 45% in the risperidone arm leaving the study early compared to 68% in the placebo arm ***Data from a wider set of participating centres (risperidone N = 86; placebo N = 88)

**Risk of bias**

Bias	Authors' judgement	Support for judgement
Random sequence generation (selection bias)	Low risk	Randomisation in blocks of 12.



**Marder 1994a** (Continued)

Allocation concealment (selection bias)	Unclear risk	No information available.
Blinding (performance bias and detection bias) All outcomes	Low risk	Double blind.
Incomplete outcome data (attrition bias) All outcomes	Low risk	ITT analysis was used.
Selective reporting (reporting bias)	Low risk	All outcomes measured were reported.
Other bias	High risk	Supported by a grant from the Janssen Research Foundation.

**Pai 2002**

Methods	Allocation: randomised. Blindness: double blind, a placebo with an identical appearance to the risperidone, but unclear who is blinded. Duration: 12 weeks. Settings: not stated. Design: parallel.
Participants	Diagnosis: schizophrenia (DSM-IV). N = 50*. Age: mean ~ 50.2 years, SD ~ 9.6 years. Sex: male = 20 and female = 10. Length of illness: mean 11.86 years, SD 10.1 years. Inclusion criteria: age between 18 and 65 years, maintenance on conventional antipsychotics for more than 1 year with an equivalent dosage of less than 200 mg/day of chlorpromazine, BPRS total scores of less than 20, and no record of any violent or aggressive behavior within the last 6 months, to minimise the risk of psychotic exacerbation after withdrawing antipsychotics. Exclusion criteria: comorbidity of organic mental disorder or major physical illness, ever being prescribed any atypical antipsychotic, and neuroleptic depot administration within the last 6 months
Interventions	1. Risperidone: titration period 6 weeks from 2 mg/d to 6 mg/d, then with fixed dosage of 6 mg/d for the remaining 6 weeks, N = 22. 2. Placebo: titration period 6 weeks from 2 mg/d to 6 mg/d, then with fixed dosage of 6 mg/d for the remaining 6 weeks, N = 20
Outcomes	Mental state: BPRS. Leaving the study early. Global state: needing additional medication; CGI. Adverse effects: ESRS-parkinsonism score, ESRS-dystonia score, AIMS total score, concomitant with benzodiazepine, concomitant with antiparkinsonism drug Unable to use:

**Pai 2002** (Continued)

	The number of participants leaving the study early in each group was not reported. Change score of ESRS, change score of AIMS. Change scores were not used, as endpoint scores of the same scales were available
Notes	*2 of the references reported N = 50, 1 reference reported N = 49. We assume N = 50 in this review

<b>Risk of bias</b>		
<b>Bias</b>	<b>Authors' judgement</b>	<b>Support for judgement</b>
Random sequence generation (selection bias)	Unclear risk	Randomised, no further information: Quote: "subjects were randomly assigned to the risperidone or placebo groups". (Bai 2003, p1343)
Allocation concealment (selection bias)	Unclear risk	Not stated.
Blinding (performance bias and detection bias) All outcomes	Low risk	Quote: "double blind, a placebo with an identical appearance to the risperidone, but unclear who is blinded." (p1343)
Incomplete outcome data (attrition bias) All outcomes	High risk	42 participants completed the 12-week study and 7 participants withdrew. 4 participants left the study early due to psychotic symptom exacerbation, another 3 participants withdrew due to a medical condition
Selective reporting (reporting bias)	Low risk	All the measured outcomes were reported.
Other bias	Low risk	None obvious.

**Potkin 1997**

Methods	Allocation: randomised. Blindness: double blind. Duration: 4 weeks. Setting: multicentre, USA. Design: parallel.
Participants	Diagnosis: schizophrenia. N = 246. Age: no information available. Sex: male and female. Inclusion criteria: PANSS score of 80 to 120, $\geq 8$ on at least 2 items on the PANSS positive subscale. Exclusion criteria: no information available.

Potkin 1997 (Continued)

Interventions	1. Risperidone: dose 4 mg/day, N = 85. 2. Risperidone: dose 8 mg/day, N = 78*. 3. Placebo: N = 83.
Outcomes	Mental state: PANSS. Leaving the study early. Adverse effects: any adverse event. Unable to use: Adverse effects: ESRS (SD not reported).
Notes	*We adopted data from the 4 mg arm, as it's more representative of the dosage used in a normal clinical setting

**Risk of bias**

Bias	Authors' judgement	Support for judgement
Random sequence generation (selection bias)	Unclear risk	Randomised, no further description.
Allocation concealment (selection bias)	Unclear risk	Not reported.
Blinding (performance bias and detection bias) All outcomes	Low risk	Double blind.
Incomplete outcome data (attrition bias) All outcomes	Unclear risk	No information available.
Selective reporting (reporting bias)	Low risk	All outcomes measured were reported.
Other bias	High risk	Funded by Janssen Research Foundation.

Potkin 2003

Methods	Allocation: randomised. Blindness: double. Duration: 4 weeks. Setting: inpatients, 40 centres in USA. Design: parallel.
Participants	Diagnosis: schizophrenia and schizoaffective disorder (DSM-IV). N = 404. Age: the mean age for each treatment group ranged from 38.1 to 40.2 years. Sex: male = 283, female = 121. Length of illness: not reported. Inclusion criteria: men and non-pregnant, non-lactating women, evidence of responsiveness to antipsychotic medications (were not refractory to antipsychotics and had

	<p>previously shown an improvement with an antipsychotic drug other than clozapine and had been an outpatient for at least 1 3-month period during the last year, PANSS score of at least 60 and a minimum score of 4 (moderate) on at least 2 items of the psychotic item subscale.</p> <p>Exclusion criteria: history of violence, recent history of suicide attempt or serious suicide thoughts, neurological disorders other than TD or EPS, psychoactive substance dependence or history of drug or alcohol abuse within 1 month, treatment with an investigational drug within 4 weeks of the investigational period, any acute or unstable medical condition</p>
Interventions	<ol style="list-style-type: none"> <li>1. Risperidone: dose 6 mg/day N = 99.</li> <li>2. Aripiprazole: dose 20 mg/day N = 101*.</li> <li>3. Aripiprazole: dose 30 mg/day N = 101*.</li> <li>4. Placebo: N = 103.</li> </ol>
Outcomes	<p>Mental State: PANSS.          Leaving the study early.          Adverse effects.          Unable to use:          Global State: CGI (no SD reported).          Mental state: BPRS, PANSS change score (no SD reported).          Adverse effects: EPS, SAS, BAS, AIMS (no data reported). Body weight, serum prolactin, corrected QT (no SD reported). Pain was reported as “pain”, “extremity pain”, and “back pain”; since we are unsure if participants overlapped in these categories, we selected “back pain” to report to avoid double counting</p>
Notes	<p>Lorazepam was used for anxiety and insomnia.          Intramuscular lorazepam was used for agitation.          Benzotropine up to 6 mg per day was permitted for EPS.          Psychotropics other than those prescribed by the study protocol were prohibited          *Data from these 2 arms were not used in this review.</p>

**Risk of bias**

Bias	Authors' judgement	Support for judgement
Random sequence generation (selection bias)	Unclear risk	Quote: “This was a randomised, 4-week, inpatient, double-blind, placebo-controlled, parallel-group study”. (p682)
Allocation concealment (selection bias)	Unclear risk	No information available.
Blinding (performance bias and detection bias) All outcomes	Low risk	Quote: “This was a randomised, 4-week, inpatient, double-blind, placebo-controlled, parallel-group study”. (p682)
Incomplete outcome data (attrition bias) All outcomes	High risk	Attrition was 40% (162/242) in this study. Although 392 participants were included in efficacy analysis using LOCF and 403 were

**Potkin 2003** (Continued)

		included in safety analysis, we feel that the high attrition rate made any results from this trial prone to bias
Selective reporting (reporting bias)	Low risk	All outcomes measured were reported.
Other bias	High risk	Supported by Bristol-Myers Squibb and Otsuka Pharmaceutical.

**Potkin 2006**

Methods	Allocation: randomised. Blindness: double. Duration: 6 weeks*. Setting: inpatients, 30 sites, USA. Design: parallel.
Participants	Diagnosis: schizophrenia or schizoaffective disorder (DSM-IV). N = 381. Age: mean ~ 34.8 years, SD ~ 9.7 years. Sex: male = 228 and female = 153. Length of illness: not reported. Inclusion criteria: 18-64 years old, acute exacerbation of schizophrenia of recent onset (within 4 weeks), have a score of $\geq 4$ at least 2 of the following items on the PANSS: Hostility, Excitement, Tension, Uncooperativeness, and Poor Impulse Control, and a total score on the 5 items of at least 17, CGI $\geq 5$ . Exclusion criteria: comorbid Axis 1 diagnosis with the exception of substance abuse/dependence, borderline personality disorder, mental retardation or clinically significant medical illness, also excluded were people who received risperidone or quetiapine within 7 days of baseline, clozapine within 60 days, or depot antipsychotic or electroconvulsive therapy within the study period
Interventions	1. Risperidone: dose $4.7 \pm 0.9$ mg/day, N = 153. 2. Quetiapine: dose $579.5 \pm 128.9$ mg/day, N = 156. 3. Placebo: N = 73. Zolpidem, zopiclone, and zaleplon used to treat insomnia. Injectable lorazepam, sodium amytal, or midazolam used for treating agitation or restlessness. Benztropine mesylate or an equivalent treatment for movement disorder was permitted throughout study as needed
Outcomes	Mental state: PANSS. Leaving the study early. Global state: CGI-Severity, CGI-Change. Adverse effects: SAS, BAS, prolactin, EPS. Unable to use: Readiness for discharge questionnaire (not a validated scale) Study medication satisfaction (not a validated scale).

Potkin 2006 (Continued)

Notes	*2 weeks monotherapy phase followed by a 4-week additive therapy phase. In the additive therapy phase, all the participants in the 3 groups received other antipsychotic drugs. As the data in these two phases is reported separately, we only use the data from the 2-week monotherapy phase	
<b>Risk of bias</b>		
<b>Bias</b>	<b>Authors' judgement</b>	<b>Support for judgement</b>
Random sequence generation (selection bias)	Low risk	Randomised using a centralised interactive voice response system Quote: "A non-centralised randomisation strategy was used to ensure that subjects were balanced across the three treatments within each investigate site... subjects were assigned to a double blind treatment using a centralized interactive voice response system (IVRS)" (p255)
Allocation concealment (selection bias)	Low risk	Concealed with centralised IVRS.
Blinding (performance bias and detection bias) All outcomes	Low risk	Double blind by using a centralised IVRS (p255)
Incomplete outcome data (attrition bias) All outcomes	Low risk	ITT analysis was used.
Selective reporting (reporting bias)	Low risk	All outcomes measured were reported.
Other bias	High risk	Supported by Janssen Pharmaceutica.

Potkin 2007

Methods	Allocation: randomised. Blindness: double. Duration: 6 weeks. Setting: 21 sites in USA. Design: parallel.
Participants	Diagnosis: schizophrenia. N = 180. Age: 18 to 65 years. Sex: not reported. History: participants with acute exacerbation were included in the trial. Inclusion criteria: baseline PANSS score > 60. Exclusion criteria: recent history of suicide attempt or serious suicide thoughts, neurological disorders other than TD or EPS, psychoactive substance dependence or history

**Potkin 2007** (Continued)

	of drug or alcohol abuse within 1 month	
Interventions	1. Risperidone: dose 6 mg/day, N = 59. 2. Placebo: N = 62. 3. Asenapine: dose 10 mg/day, N = 59.	
Outcomes	Leaving the study early. Adverse effects. Unable to use: Global state: CGI (> 50% loss to follow-up, thus data was not reported). Mental state: PANSS (> 50% loss to follow-up, thus data was not reported) Function: battery of neurocognitive test (no SD reported), WCST (no data reported)	
Notes		
<b>Risk of bias</b>		
<b>Bias</b>	<b>Authors' judgement</b>	<b>Support for judgement</b>
Random sequence generation (selection bias)	Unclear risk	Randomised, no further information.
Allocation concealment (selection bias)	Unclear risk	No information available.
Blinding (performance bias and detection bias) All outcomes	Low risk	Double dummy placebo design was employed to maintain blinding. Quote: "this double-blind, double-dummy, 3-arm, fixed-dose..." (p1493)
Incomplete outcome data (attrition bias) All outcomes	Low risk	ITT for efficacy data and LOCF for safety data.
Selective reporting (reporting bias)	Low risk	All outcomes measured were reported.
Other bias	High risk	Funded by Organon USA Inc and Pfizer Inc.

**Yagcioglu 2005**

Methods	Allocation: randomised. Blindness: double. Duration: 6 weeks. Setting: inpatients and outpatients, 2 sites in Turkey. Design: parallel.
Participants	Diagnosis: schizophrenia (DSM-IV). N = 30. Age: 18 to 55 years.

	<p>Sex: male = 20 and female = 10.</p> <p>Length of illness: mean ~ 14.4 years, SD ~ 9.1 years.</p> <p>Inclusion criteria: patients had been receiving clozapine treatment (300 mg/d to 900 mg/d) for at least 6 months prior to the study; people diagnosed as having residual schizophrenia in whom negative symptoms were more prominent than positive symptoms; failed to respond adequately; positive symptoms was stable by clinical criteria and reported in written notes for at least 3 months prior to study entry; PANSS <math>\geq</math> 72, CGI-S <math>\geq</math> 4, a score of at least 3 on any one of the PANSS POS items.</p> <p>Exclusion criteria: concomitantly receiving mood stabilisers, including lithium carbonate, antidepressants, and antipsychotic medication other than clozapine; alcohol or substance dependence; history of intolerance to risperidone for reasons other than EPS</p>
Interventions	<p>1. Risperidone combined with clozapine: dose 2 mg/day to 6 mg/day, N = 16.</p> <p>2. Placebo combined with clozapine, N = 14.</p>
Outcomes	<p>Clinical response*.</p> <p>Leaving the study early.</p> <p>Global state: CGI-S.</p> <p>Functioning: GAF.</p> <p>Mental state: PANSS, CDS.</p> <p>Adverse effect: weight gain, serum prolactin, SAS, BAS, AIMS score</p> <p>Quality of life: QLS.</p>
Notes	*no clinical improvement: PANSS positive subscale score < 20%

**Risk of bias**

Bias	Authors' judgement	Support for judgement
Random sequence generation (selection bias)	Unclear risk	Unclear how the "pre-assigned random sequence" was achieved. Quote: "Randomisation was planned by one of the unblinded investigators prior to the initiation of the study in a 1:1 ratio, and pre-assigned random sequence was determined for each site. The patients arriving at each site were assigned the study medication according to this sequence in order with their enrolment." (p65)
Allocation concealment (selection bias)	Unclear risk	Not stated. Quote: "pre-assigned random sequence was determined for each site." (p65)
Blinding (performance bias and detection bias) All outcomes	Low risk	Double blind, investigators were blinded, no further information



Incomplete outcome data (attrition bias) All outcomes	Low risk	One participant in the risperidone group withdrew consent just prior to final visit ratings. This is unlikely to have any significant impact on the outcome assessment
Selective reporting (reporting bias)	Low risk	All the outcomes were reported.
Other bias	Low risk	None obvious.

AIMS: Abnormal Involuntary Movement Scale

BACS: Brief Assessment of Cognition in Schizophrenia

BAS: Barnes Akathisia Scale

BMI: body mass index

BPRS: Brief Psychiatric Rating Scale

CDS: Calgary Depression Scale

CGI: Clinical Global Impression

DSM: Diagnostic and Statistical Manual of Mental Disorders

ECG: electrocardiogram

EPS: extrapyramidal symptom

ESRS: Extrapyramidal Symptom Rating Scale

GAF: Global Assessment of Functioning

HAM-D: Hamilton Rating Scale for Depression

ISST: InterSePT Scale for Suicidal Thinking

ITT: intention to treat

IVRS: interactive voice response system

LOCF: last observation carried forward

PANSS: Positive and Negative Syndrome Scale

QLS: Quality of Life Scale

SANS: Scale for the Assessment of Negative Symptoms

SAS: Simpson Angus Scale

SD: standard deviation

SOFAS: Social and Occupational Functioning Assessment Scale

TD: tardive dyskinesia

WCST: Wisconsin Card Sorting Test

## Characteristics of excluded studies *[ordered by study ID]*

Study	Reason for exclusion
<a href="#">Adler 1999</a>	Allocation: randomised. Participants: people with non-organic psychosis. Interventions: vitamin E versus placebo.
<a href="#">Akhondzadeh 2005</a>	Allocation: randomised. Participants: people with chronic schizophrenia. Interventions: risperidone plus lamotrigine versus risperidone plus placebo
<a href="#">Akhondzadeh 2007</a>	Allocation: randomised. Participants: people with chronic schizophrenia. Interventions: risperidone plus celecoxib versus risperidone plus placebo
<a href="#">Anwunah 1999</a>	Allocation: randomised. Participants: people with schizotypal personality disorder.
<a href="#">Ayd 2001</a>	Allocation: randomised. Participants: people with schizotypal personality disorder.
<a href="#">Azorin 2002</a>	Allocation: randomised. Participants: people with schizophrenia. Interventions: risperidone versus sertindole.
<a href="#">Azorin 2006</a>	Allocation: randomised. Participants: people with schizophrenia. Interventions: risperidone versus sertindole.
<a href="#">Bai 2005</a>	Allocation: randomised. Participants: people with schizophrenia. Intervention: risperidone versus other atypicals (no placebo arm)
<a href="#">Baker 2012</a>	Allocation: not RCT but pooled data from RCTs.
<a href="#">Basson 2001</a>	Allocation: randomised. Participants: people with schizophrenia. Intervention: olanzapine versus haloperidol versus risperidone
<a href="#">Beasley 1996</a>	Allocation: randomised. Participants: people with schizophrenia. Intervention: olanzapine versus placebo versus haloperidol.
<a href="#">Bondolfi 1998</a>	Allocation: randomised. Participants: people with resistant schizophrenia. Intervention: clozapine versus risperidone.

(Continued)

Borison 1992a	Allocation: randomised. Participants: people with chronic schizophrenia. Intervention: risperidone versus haloperidol.
Boyer 1995	Allocation: randomised. Participants: people with negative schizophrenia. Intervention: amisulpride versus placebo.
Brecher 1998	Allocation: randomised. Participants: people with schizophrenia. Interventions: risperidone versus olanzapine.
Cada 2004	Allocation: randomised. Participants: people with schizophrenia. Intervention: risperidone long-acting injection versus placebo
Carson 2002	Allocation: randomised. Participants: people with schizophrenia. Intervention: aripiprazole versus haloperidol versus placebo
Casey 2003	Allocation: randomised. Participants: people with schizophrenia. Intervention: aripiprazole versus placebo.
Castle 2015	Allocation: not RCT but pooled data from RCTs.
Chan 2007	Allocation: randomised. Participants: people with schizophrenia. Interventions: risperidone versus aripiprazole.
Chue 2002	Allocation: randomised. Participants: people with schizophrenia. Interventions: risperidone long-acting injection versus olanzapine
Ciliberto 2005	Allocation: randomised. Participants: people with schizophrenia. Interventions: risperidone long-acting injection versus placebo
Citrome 2004	Allocation: randomised. Participants: people with schizophrenia. Intervention: antipsychotic monotherapy versus antipsychotic plus valproate
Claus 1992	Allocation: randomised. Participants: people with schizophrenia. Interventions: risperidone versus haloperidol.

(Continued)

Conley 1998	Allocation: randomised. Participants: people with schizophrenia. Intervention: risperidone versus olanzapine.
Cooper 1997	Allocation: randomised. Participants: people with schizophrenia. Interventions: risperidone versus olanzapine versus quetiapine
Cornblatt 2002	Allocation: randomised. Participants: people with schizophrenia. Intervention: aripiprazole versus olanzapine.
Crawford 1997	Allocation: randomised. Participants: people with schizophrenia. Intervention: olanzapine versus haloperidol versus placebo.
Csernansky 1999	Allocation: randomised. Participants: people with schizophrenia. Interventions: risperidone versus haloperidol.
David 2000	Allocation: not randomised.
Davis 2001	Allocation: not randomised.
Dossenbach 1997	Allocation: randomised. Participants: people with schizophrenia. Interventions: olanzapine versus fluphenazine.
Dubitsky 2002	Allocation: randomised. Participants: people with schizophrenia. Intervention: aripiprazole versus risperidone.
Edgell 2000	Allocation: randomised. Participants: people with schizophrenia. Intervention: risperidone versus olanzapine.
Fleming 2007a	Allocation: randomised. Participants: people with schizophrenia. Intervention: asenapine versus risperidone versus placebo.
Friedman 2000	Allocation: randomised. Participants: people with schizophrenia. Interventions: risperidone versus haloperidol.
Gismondi 2004	Allocation: randomised. Participants: people with schizophrenia. Interventions: aripiprazole versus perphenazine.

(Continued)

Gregor 2000	Allocation: randomised. Participants: people with schizophrenia. Interventions: olanzapine versus haloperidol.
Harvey 2001	Allocation: randomised. Participants: people with schizophrenia and schizoaffective disorder. Interventions: risperidone versus olanzapine.
Hwang 2003	Allocation: randomised. Participants: people with schizophrenia. Interventions: risperidone versus amisulpride.
Hwang 2005	Allocation: randomised. Participants: people with schizophrenia. Interventions: risperidone versus aripiprazole.
Kane 2005	Allocation: randomised. Participants: people with schizophrenia. Interventions: risperidone, sertindole, and aripiprazole.
Kinon 1998	Allocation: randomised. Participants: people with schizophrenia. Interventions: olanzapine versus haloperidol.
Kinon 2015	Allocation: not RCT, but pooled data from five RCTs.
Lauriello 2005	Allocation: randomised. Participants: people with schizophrenia. Interventions: risperidone long-acting injection versus placebo
Lemmens 1994	Allocation: randomised. Participants: people with schizophrenia. Intervention: risperidone versus zuclopenthixol dihydrochloride
Lieberman 2005	Allocation: randomised. Participants: people with schizophrenia. Interventions: olanzapine versus haloperidol.
Lindstrom 1994	Allocation: randomised. Participants: people with schizophrenia. Intervention: risperidone versus haloperidol.
Loo 1997	Allocation: randomised. Participants: people with deficit schizophrenia. Interventions: amisulpride versus placebo.

(Continued)

Lopez 1996	Allocation: randomised. Participants: people with schizophrenia. Interventions: risperidone versus haloperidol.
Lopez-Ibor 1992	Allocation: randomised. Participants: people with schizophrenia. Intervention: risperidone versus haloperidol.
Luo 2011	Allocation: randomised. Participants: people with schizophrenia. Intervention: paliperidone versus olanzapine versus placebo.
Marder 1991	Allocation: not RCT, but pooled data from two RCTs.
McClellan 2009	Allocation: randomised. Participants: people with schizophrenia. Interventions: risperidone versus olanzapine or molindone.
McClure 2009	Allocation: randomised. Patients: Schizotypal personality disorder.
McKenna 2004	Allocation: randomised. Participants: people with refractory schizophrenia. Intervention: clozapine versus clozapine plus risperidone.
Nasrallah 2004a	Allocation: randomised. Participants: people with schizophrenia. Intervention: risperidone long-acting injection versus placebo
NCT 02109562	Allocation: randomised. Participants: people with schizophrenia. Interventions: resperidone injections versus placebo.
NCT00034892	Allocation: randomised. Participants: people with schizophrenia, schizophreniform disorder, and schizoaffective disorder. Interventions: risperidone versus quetiapine versus olanzapine
NCT00088075	Allocation: randomised. Participants: adolescents with schizophrenia.
NCT00202007	Allocation: randomised. Participants: people with schizophrenia. Interventions: risperidone versus aripiprazole.
NCT00249119	Allocation: randomised. Participants: people with schizophrenia. Interventions: risperidone long-acting injection versus placebo

(Continued)

NCT00253136	Allocation: randomised. Participants: people with schizophrenia. Interventions: risperidone versus haloperidol.
NCT00305474	Allocation: randomised. Participants: non-psychotic relatives of people with schizophrenia
Peuskens 1995	Allocation: randomised. Participants: people with schizophrenia. Intervention: risperidone versus haloperidol.
Peuskens 2001	Allocation: randomised. Participants: people with schizophrenia. Intervention: risperidone versus amisulpride.
Peuskens 2001a	Allocation: randomised. Participants: people with schizophrenia. Intervention: risperidone versus amisulpride plus haloperidol
Pikalov 2012	Allocation: not RCT, but pooled data from seven RCTs.
Rabinowitz 2001	Allocation: randomised. Participants: people with schizophrenia. Intervention: risperidone versus haloperidol.
Rein 2002	Allocation: randomised. Participants: people with schizophrenia. Intervention: risperidone versus amisulpride.
Revicki 1996	Allocation: randomised. Participants: people with schizophrenia. Interventions: olanzapine versus haloperidol.
Riedel 2003	Allocation: randomised. Participants: people with schizophrenia. Intervention: risperidone plus celecoxib versus risperidone plus placebo
Schmechtig 2010	Allocation: randomised. Participants: health volunteers.
Siever 2002	Allocation: randomised. Participants: people with schizotypal personality disorder.
Tollefson 1996	Allocation: randomised. Participants: people with schizophrenia. Intervention: olanzapine versus risperidone.

(Continued)

Tran 1997	Allocation: randomised. Participants: people with schizophrenia. Intervention: risperidone versus olanzapine.
Tsai 2004	Allocation: randomised. Participants: people with schizophrenia. Intervention: risperidone plus sarcosine versus risperidone plus placebo
Tsai 2006	Allocation: randomised. Participants: people with schizophrenia. Intervention: risperidone plus D-alanine versus risperidone plus placebo
Urioste 2004	Allocation: randomised. Participants: people with schizophrenia and schizoaffective disorder. Intervention: risperidone long-acting injection versus placebo
Wang 2003	Allocation: randomised. Participants: people with schizophrenia. Intervention: risperidone plus valproate versus risperidone plus placebo
Weickert 2003	Allocation: randomised. Participants: people with schizophrenia. Intervention: antipsychotic drugs (risperidone, olanzapine, quetiapine) versus placebo
Weiden 2005	Allocation: randomised. Participants: schizophrenia with obesity. Intervention: sibutramin vs placebo
Wirshing 1995	Allocation: randomised. Participants: people with schizophrenia. Intervention: risperidone versus haloperidol.
Yamawaki 1996	Allocation: randomised. Participants: people with schizophrenia. Intervention: risperidone versus clozapamine (an atypical antipsychotic of the imidobenzyl class)
Zhang 2002	Allocation: randomised. Participants: people with schizophrenia. Intervention: risperidone plus antioxidants versus risperidone plus placebo
Zhong 2006	Allocation: randomised. Participants: people with schizophrenia. Intervention: risperidone plus buflomedil versus risperidone plus placebo



## Characteristics of studies awaiting assessment *[ordered by study ID]*

### Anon 2010

Methods	Allocation: no information.
Participants	Diagnosis: schizophrenia.
Interventions	1. Risperidone. 2. Placebo.
Outcomes	Long-term efficacy.
Notes	Awaiting for full text.

### Bose 2010a

Methods	Randomised.
Participants	People with schizophrenia.
Interventions	Placebo versus cariprazine versus risperidone
Outcomes	no useable data reported.
Notes	The paper didn't report any data relevant to pre-defined outcomes of this review. We have contacted trial authors for further data, but haven't received any reply

### Cavazzoni 2002

Methods	Randomised.
Participants	People with schizophrenia.
Interventions	Risperidone versus olanzapine versus clozapine versus placebo
Outcomes	No useable data.
Notes	The paper didn't report any data relevant to pre-defined outcomes of this review. We have contacted trial authors for further data, but haven't received any reply

### DeMartinis 2012

Methods	Randomised.
Participants	People with schizophrenia.
Interventions	Placebo versus risperidone versus PF-02545920.

**DeMartinis 2012** (Continued)

Outcomes	No useable data reported.
Notes	The paper didn't report any data relevant to pre-defined outcomes of this review. We have contacted trial authors for further data, but haven't received any reply

**GlaxoSmithKline 2006**

Methods	Randomised.
Participants	People with schizophrenia.
Interventions	Talnetant (a neurokinin 3 receptor antagonist) versus placebo versus risperidone
Outcomes	No usable data.
Notes	The paper didn't report any data relevant to pre-defined outcomes of this review. We have contacted trial authors for further data, but haven't received any reply

**Litman 2014**

Methods	Allocation: randomised. Blindness: double blind. Duration: 28 days. Design: parallel.
Participants	Diagnosis: people with schizophrenia. N = 151. Age: not reported. Sex: not reported.
Interventions	1. Risperidone: 4 mg. 2. Placebo. 3. AZD8529: 40 mg.
Outcomes	Unable to use: PANSS, CGI.
Notes	Full text is not available.

**NCT 00694707**

Methods	Allocation: randomised. Blindness: double. Duration: 6 weeks. Design: parallel.
Participants	Diagnosis: people with schizophrenia.
Interventions	1. Risperidone: dose 4 mg/day. 2. Placebo. 3. Cariprazine 1.5 mg/d. 4. Cariprazine 3 mg/d. 5. Cariprazine 4.5 mg/d.
Outcomes	Not reported.
Notes	Awaiting for full text.

**NCT01086748**

Methods	Randomised.
Participants	People with schizophrenia.
Interventions	Risperidone versus placebo versus LY2140023. (no further detail of the drug was available)
Outcomes	No usable data available.
Notes	The paper didn't report any data relevant to pre-defined outcomes of this review. We have contacted trial authors for further data, but haven't received any reply

**NCT01175135**

Methods	Randomised.
Participants	People with schizophrenia.
Interventions	Risperidone versus placebo versus PF-02545920. (no further detail of the drug was available)
Outcomes	No useable data available.
Notes	The paper didn't report any data relevant to pre-defined outcomes of this review. We have contacted trial authors for further data, but haven't received any reply

### NCT01363349

Methods	Randomised
Participants	People with schizophrenia.
Interventions	Risperidone versus placebo versus BL-1020.
Outcomes	No useable data*.
Notes	*This trial has terminated with the following reason stated: Pre-planned interim analysis of the Phase II/III CLARITY trial of BL-1020 indicate that the trial would not meet the pre-specified primary efficacy endpoint We have contacted trial authors for data, but not received any reply yet

### Nisenbaum 2013

Methods	Allocation: randomised. Blindness: double blind, but unclear who is blinded. Duration: 6 weeks. Design: parallel.
Participants	Diagnosis: schizophrenia (DSM-IV). N = 100. Age: 18-65 years old. Sex: not reported. Length of illness: not reported. Inclusion criteria: not reported. Exclusion criteria: not reported.
Interventions	1. Risperidone: 3 mg/d, N = 38. 2. Placebo: not reported, N = 78. 3. Pomaglumetad methionil: N = 83.
Outcomes	Unable to use: PANSS total score.
Notes	Full text is not available.

### Rujescu 2009

Methods	Randomised.
Participants	People with schizophrenia.
Interventions	Riluzole (a drug used to treat amyotrophic lateral sclerosis) versus risperidone versus placebo
Outcomes	No useable data. (The grant was terminated due to slow enrolment.)

**Rujescu 2009** (Continued)

Notes	The paper didn't report any data relevant to pre-defined outcomes of this review. We have contacted trial authors for further data, but haven't received any reply
-------	--

**Vanover 2014**

Methods	Allocation: randomised. Blindness: double blind. Duration: 28 days. Design: parallel.
Participants	Diagnosis: acute exacerbated schizophrenia (DSM-IV). N = not reported. Age: not reported. Sex: not reported. Length of illness: not reported. Inclusion criteria: not reported. Exclusion criteria: not reported.
Interventions	1. Risperidone: 4 mg/d. 2. Placebo. 3. ITI-007 60 mg/d. 4. ITI-007 120 mg/d.
Outcomes	Uable to use: PANSS, CDSS.
Notes	No full text available, we contacted the author (Kimberly Vanover, Ph.D. kvanover@intracellulartherapies.com) but haven't received a reply yet

**Xu 2009**

Methods	Allocation: randomised. Blindness: double blind, but unclear who is blinded. Duration: 90 days. Design: parallel.
Participants	Diagnosis: schizophrenia (DSM-IV). N = 200. Age: not reported. Sex: not reported. Length of illness: not reported. Inclusion criteria: not reported. Exclusion criteria: not reported.
Interventions	1. Risperidone: 3 mg/d to 6 mg/d. 2. Placebo. 3. LDXGW plus risperidone 3 mg/d to 6 mg/d.

**Xu 2009** (Continued)

	4. LDXGW plus risperidone < 3 mg/d.
Outcomes	Unable to use: CGI, BPRS, SANS, SAPS.
Notes	No full text available, we contacted the author but did not receive a reply

BPRS: Brief Psychiatric Rating Scale  
CGI: Clinical Global Impression  
DSM: Diagnostic and Statistical Manual of Mental Disorders  
PANSS: Positive and Negative Syndrome Scale  
SANS: Scale for the Assessment of Negative Symptoms  
SAPS: Scale for the Assessment of Positive Symptoms  
CDSS: the Calgary Depression Scale for Schizophrenia

**Characteristics of ongoing studies** [ordered by study ID]

**NCT00174200**

Trial name or title	Study to assess differential sensitivity of 2 spatial working memory tests in people with schizophrenia treated with risperidone
Methods	Allocation: randomised. Blindness: double.
Participants	Diagnosis: people with schizophrenia.
Interventions	1. Risperidone: dose 2 mg/day. 2. Placebo.
Outcomes	Cognitive functions: GMLT. Adverse effects: ESRS. Mental state: PANSS.
Starting date	July 2007.
Contact information	Pfizer CT.gov Call Center, Study Director, Pfizer.
Notes	Study ID: A9001229.

ESRS: Extrapyramidal Symptom Rating Scale  
GMLT: Groton Maze Learning Test  
PANSS: Positive and Negative Syndrome Scale

## DATA AND ANALYSES

### Comparison 1. RISPERIDONE vs PLACEBO

Outcome or subgroup title	No. of studies	No. of participants	Statistical method	Effect size
1 Mental state: no clinically significant response in psychotic symptoms (defined by various scale total score change) - short term (up to 12 weeks)	7		Risk Ratio (M-H, Random, 95% CI)	Subtotals only
1.1 defined by PANSS<30% decline	3	707	Risk Ratio (M-H, Random, 95% CI)	0.74 [0.67, 0.83]
1.2 defined by PANSS/BPRS <20% decline	6	864	Risk Ratio (M-H, Random, 95% CI)	0.64 [0.52, 0.78]
2 Leaving the study early - short term (up to 12 weeks)	12		Risk Ratio (M-H, Random, 95% CI)	Subtotals only
2.1 any reason	12	2261	Risk Ratio (M-H, Random, 95% CI)	0.69 [0.62, 0.78]
2.2 due to adverse events	10	2081	Risk Ratio (M-H, Random, 95% CI)	0.78 [0.59, 1.03]
2.3 due to lack of efficacy	11	2211	Risk Ratio (M-H, Random, 95% CI)	0.39 [0.29, 0.51]
2.4 due to noncompliance	4	534	Risk Ratio (M-H, Random, 95% CI)	1.15 [0.33, 4.05]
2.5 lost to follow-up	6	1545	Risk Ratio (M-H, Random, 95% CI)	0.79 [0.25, 2.56]
2.6 protocol violation	4	1257	Risk Ratio (M-H, Random, 95% CI)	0.79 [0.39, 1.62]
2.7 reported death	10	1532	Risk Ratio (M-H, Random, 95% CI)	3.07 [0.13, 74.28]
2.8 withdrawal of consent	7	1589	Risk Ratio (M-H, Random, 95% CI)	1.12 [0.80, 1.56]
2.9 other	3	615	Risk Ratio (M-H, Random, 95% CI)	1.03 [0.68, 1.57]
3 Global state: 1. average endpoint scores of CGI severity scale (high=poor) - short term (up to 12 weeks)	3	457	Mean Difference (IV, Random, 95% CI)	-0.81 [-0.89, -0.73]
4 Global state: 2. no significant clinical improvement CGI - short term (up to 12 weeks)	4	594	Risk Ratio (M-H, Random, 95% CI)	0.69 [0.57, 0.83]
5 Global state: 3. needing additional medication - short term (up to 12 weeks)	6		Risk Ratio (M-H, Random, 95% CI)	Subtotals only
5.1 benzodiazepine	1	42	Risk Ratio (M-H, Random, 95% CI)	0.96 [0.77, 1.20]
5.2 benzodiazepine derivatives - Lorazepam	2	228	Risk Ratio (M-H, Random, 95% CI)	0.93 [0.68, 1.27]
5.3 benzodiazepine derivatives - Nitrazepam	1	184	Risk Ratio (M-H, Random, 95% CI)	0.51 [0.10, 2.72]
5.4 benzodiazepine related drugs - Zolpidem	1	184	Risk Ratio (M-H, Random, 95% CI)	0.81 [0.53, 1.23]
5.5 sedative/hypnotic	2	230	Risk Ratio (M-H, Random, 95% CI)	0.86 [0.69, 1.06]
5.6 antiparkinsonian	2	172	Risk Ratio (M-H, Random, 95% CI)	1.21 [0.79, 1.86]
5.7 psychotropics	1	186	Risk Ratio (M-H, Random, 95% CI)	0.62 [0.45, 0.85]

6 Mental state: 1. average endpoint scores on various scales on psychotic symptoms (high=poor) - short term (up to 12 weeks)	3		Mean Difference (IV, Random, 95% CI)	Subtotals only
6.1 BPRS total	2	171	Mean Difference (IV, Random, 95% CI)	-12.69 [-17.06, -8.32]
6.2 PANSS total	3	457	Mean Difference (IV, Random, 95% CI)	-17.81 [-18.17, -17.45]
6.3 PANSS general pathology	1	44	Mean Difference (IV, Random, 95% CI)	-13.20 [-20.15, -6.25]
6.4 PANSS negative symptom	3	457	Mean Difference (IV, Random, 95% CI)	-3.10 [-3.19, -3.01]
6.5 PANSS positive symptom	3	457	Mean Difference (IV, Random, 95% CI)	-5.49 [-6.18, -4.80]
7 Mental state: 2. skewed data - short term (up to 12 weeks)			Other data	No numeric data
7.1 average endpoint score BPRS total (high=poor)			Other data	No numeric data
7.2 average change score of CGI-C (larger decline=good)			Other data	No numeric data
7.3 average change score of CGI-SI (larger decline=good)			Other data	No numeric data
7.4 average change score of HAM-D-17 (larger decline=good)			Other data	No numeric data
7.5 average change score of PANSS total (larger decline=good)			Other data	No numeric data
7.6 average change score of PANSS negative symptom (larger decline=good)			Other data	No numeric data
7.7 average change score of PANSS positive symptom (larger decline=good)			Other data	No numeric data
8 Adverse effects: 1a. extrapyramidal - various effects - short term (up to 12 weeks)	11		Risk Ratio (M-H, Random, 95% CI)	Subtotals only
8.1 general - any significant EPS	7	1511	Risk Ratio (M-H, Random, 95% CI)	1.56 [1.13, 2.15]
8.2 general - no improvement on AIMS score	1	42	Risk Ratio (M-H, Random, 95% CI)	0.30 [0.15, 0.61]
8.3 general - no improvement on BAS score	1	226	Risk Ratio (M-H, Random, 95% CI)	1.14 [1.01, 1.28]
8.4 general - needing medication for EPS	2	94	Risk Ratio (M-H, Random, 95% CI)	1.14 [0.78, 1.67]
8.5 specific - akathisia	5	1204	Risk Ratio (M-H, Random, 95% CI)	2.58 [1.41, 4.72]
8.6 specific - bradykinesia	2	485	Risk Ratio (M-H, Random, 95% CI)	0.87 [0.60, 1.24]
8.7 specific - dyskinesia	1	303	Risk Ratio (M-H, Random, 95% CI)	0.32 [0.01, 7.86]
8.8 specific - dystonia	3	687	Risk Ratio (M-H, Random, 95% CI)	3.40 [0.26, 44.46]
8.9 specific - hypertonia	3	505	Risk Ratio (M-H, Random, 95% CI)	2.98 [1.35, 6.59]
8.10 specific - parkinsonism	2	485	Risk Ratio (M-H, Random, 95% CI)	7.64 [1.40, 41.59]



8.11 specific - tardive dyskinesia	1	303	Risk Ratio (M-H, Random, 95% CI)	6.77 [0.35, 130.03]
8.12 specific - tremor	5	1204	Risk Ratio (M-H, Random, 95% CI)	1.60 [0.89, 2.88]
9 Adverse effects: 1b. extrapyramidal - AIMS average endpoint score - short term (up to 12 weeks)	1		Mean Difference (IV, Random, 95% CI)	Subtotals only
10 Adverse effects: 1c. extrapyramidal - skewed data (various scales) - short term (up to 12 weeks)			Other data	No numeric data
10.1 average change score of AIMS			Other data	No numeric data
10.2 average change score of CGI severity dyskinesia			Other data	No numeric data
10.3 average change score of CGI severity parkinsonism			Other data	No numeric data
10.4 average change score of ESRS			Other data	No numeric data
10.5 average change score of ESRS - akathisia			Other data	No numeric data
10.6 average change score of ESRS - dystonia			Other data	No numeric data
10.7 average change score of ESRS - dyskinesia			Other data	No numeric data
10.8 average change score of ESRS - parkinsonism			Other data	No numeric data
11 Adverse effects: 2. any adverse event - short term (up to 12 weeks)	9		Risk Ratio (M-H, Random, 95% CI)	Subtotals only
11.1 any adverse event	7	1610	Risk Ratio (M-H, Random, 95% CI)	1.05 [0.96, 1.15]
11.2 asthenia	2	639	Risk Ratio (M-H, Random, 95% CI)	1.93 [0.62, 6.02]
11.3 back pain	1	202	Risk Ratio (M-H, Random, 95% CI)	1.04 [0.38, 2.86]
11.4 blurred vision	1	202	Risk Ratio (M-H, Random, 95% CI)	4.16 [0.47, 36.59]
11.5 cogwheel rigidity	1	226	Risk Ratio (M-H, Random, 95% CI)	5.25 [0.69, 39.88]
11.6 death	1	182	Risk Ratio (M-H, Random, 95% CI)	3.13 [0.13, 75.92]
11.7 dental disorder	1	202	Risk Ratio (M-H, Random, 95% CI)	3.64 [0.78, 17.11]
11.8 dysmenorrhoea	2	495	Risk Ratio (M-H, Random, 95% CI)	1.10 [0.04, 30.00]
11.9 fatigue	2	558	Risk Ratio (M-H, Random, 95% CI)	2.23 [0.69, 7.22]
11.10 fever	1	130	Risk Ratio (M-H, Random, 95% CI)	9.28 [0.51, 168.90]
11.11 infection	1	202	Risk Ratio (M-H, Random, 95% CI)	0.52 [0.10, 2.78]
11.12 salivation - increased	1	202	Risk Ratio (M-H, Random, 95% CI)	7.28 [0.38, 139.15]
11.13 pyrexia	1	182	Risk Ratio (M-H, Random, 95% CI)	1.19 [0.45, 3.16]
11.14 pain	1	121	Risk Ratio (M-H, Random, 95% CI)	1.58 [0.47, 5.31]
11.15 rash (skin)	1	202	Risk Ratio (M-H, Random, 95% CI)	1.19 [0.45, 3.16]
11.16 vaginitis	1	58	Risk Ratio (M-H, Random, 95% CI)	1.07 [0.07, 16.32]
11.17 hyperhidrosis	1	437	Risk Ratio (M-H, Random, 95% CI)	10.35 [0.50, 214.17]
12 Adverse effects: 3. cardiovascular - short term (up to 12 weeks)	4		Risk Ratio (M-H, Random, 95% CI)	Subtotals only
12.1 dizziness - orthostatic	1	44	Risk Ratio (M-H, Random, 95% CI)	3.0 [0.13, 69.87]
12.2 ECG abnormal	1	182	Risk Ratio (M-H, Random, 95% CI)	9.40 [0.51, 172.11]

12.3 heart rate decreased	1	182	Risk Ratio (M-H, Random, 95% CI)	0.52 [0.05, 5.66]
12.4 heart rate increased	1	182	Risk Ratio (M-H, Random, 95% CI)	0.85 [0.37, 1.96]
12.5 hypotension - postural	1	44	Risk Ratio (M-H, Random, 95% CI)	3.0 [0.13, 69.87]
12.6 QTc > 450 milliseconds or > 10% increase from baseline	2	380	Risk Ratio (M-H, Random, 95% CI)	8.46 [1.07, 67.07]
12.7 tachycardia	2	332	Risk Ratio (M-H, Random, 95% CI)	12.22 [2.33, 64.10]
13 Adverse effects: 4. central nervous system - short term (up to 12 weeks)	10		Risk Ratio (M-H, Random, 95% CI)	Subtotals only
13.1 agitation	8	1388	Risk Ratio (M-H, Random, 95% CI)	0.93 [0.75, 1.17]
13.2 anxiety	6	1225	Risk Ratio (M-H, Random, 95% CI)	1.04 [0.73, 1.48]
13.3 dizziness	5	970	Risk Ratio (M-H, Random, 95% CI)	1.41 [0.65, 3.05]
13.4 headache	10	1905	Risk Ratio (M-H, Random, 95% CI)	0.99 [0.81, 1.21]
13.5 insomnia	10	1905	Risk Ratio (M-H, Random, 95% CI)	1.16 [0.97, 1.39]
13.6 sedation	2	517	Risk Ratio (M-H, Random, 95% CI)	1.84 [0.52, 6.50]
13.7 somnolence	6	951	Risk Ratio (M-H, Random, 95% CI)	1.61 [1.06, 2.45]
13.8 restlessness	2	619	Risk Ratio (M-H, Random, 95% CI)	1.16 [0.49, 2.74]
14 Adverse effects: 5. endocrine - serum prolactin increase above reference range (23 ng/ml) - short term (up to 12 weeks)	2	323	Risk Ratio (M-H, Random, 95% CI)	12.14 [4.38, 33.68]
15 Adverse effects: 6. gastrointestinal system - short term (up to 12 weeks)	10		Risk Ratio (M-H, Random, 95% CI)	Subtotals only
15.1 constipation	8	1695	Risk Ratio (M-H, Random, 95% CI)	1.88 [1.19, 2.96]
15.2 diarrhoea	1	202	Risk Ratio (M-H, Random, 95% CI)	0.92 [0.37, 2.30]
15.3 dry mouth	1	202	Risk Ratio (M-H, Random, 95% CI)	2.43 [0.65, 9.12]
15.4 dyspepsia	5	1058	Risk Ratio (M-H, Random, 95% CI)	1.24 [0.64, 2.40]
15.5 nausea	6	1225	Risk Ratio (M-H, Random, 95% CI)	1.18 [0.75, 1.86]
15.6 vomiting	5	1181	Risk Ratio (M-H, Random, 95% CI)	1.16 [0.65, 2.07]
16 Adverse effects: 7a. metabolic - weight gain - short term (up to 12 weeks)	6		Risk Ratio (M-H, Random, 95% CI)	Subtotals only
16.1 any gain	3	910	Risk Ratio (M-H, Random, 95% CI)	3.77 [1.34, 10.63]
16.2 >7% increase from baseline	3	606	Risk Ratio (M-H, Random, 95% CI)	3.47 [1.64, 7.33]
17 Adverse effects: 7b. metabolic - skewed data - average change value on lipid profile - short term (up to 12 weeks)			Other data	No numeric data
17.1 cholesterol - total			Other data	No numeric data
17.2 HDL			Other data	No numeric data
17.3 LDL			Other data	No numeric data
17.4 triglycerides			Other data	No numeric data
17.5 VLDL			Other data	No numeric data
18 Adverse effects: 8. musculoskeletal system - short term (up to 12 weeks)	1		Risk Ratio (M-H, Random, 95% CI)	Subtotals only
18.1 myalgia	1	202	Risk Ratio (M-H, Random, 95% CI)	0.69 [0.12, 4.06]
18.2 Joint disorder	1	202	Risk Ratio (M-H, Random, 95% CI)	2.60 [0.52, 13.10]
19 Adverse effects: 9. physiology - short term (up to 12 weeks)	2		Risk Ratio (M-H, Random, 95% CI)	Subtotals only

19.1 ALT increased	1	182	Risk Ratio (M-H, Random, 95% CI)	1.04 [0.07, 16.45]
19.2 AST increased	1	182	Risk Ratio (M-H, Random, 95% CI)	0.0 [0.0, 0.0]
19.3 blood CPK increased	2	619	Risk Ratio (M-H, Random, 95% CI)	0.67 [0.23, 1.95]
19.4 blood pressure increased	1	182	Risk Ratio (M-H, Random, 95% CI)	1.04 [0.15, 7.26]
20 Adverse effects: 10. respiratory system - short term (up to 12 weeks)	4		Risk Ratio (M-H, Random, 95% CI)	Subtotals only
20.1 upper respiratory infection	2	323	Risk Ratio (M-H, Random, 95% CI)	2.83 [1.03, 7.74]
20.2 pharyngitis	1	202	Risk Ratio (M-H, Random, 95% CI)	0.42 [0.08, 2.10]
20.3 rhinitis	2	306	Risk Ratio (M-H, Random, 95% CI)	10.81 [2.58, 45.29]
20.4 sinusitis	1	437	Risk Ratio (M-H, Random, 95% CI)	1.04 [0.09, 11.36]

## Comparison 2. RISPERIDONE + CLOZAPINE vs PLACEBO + CLOZAPINE

Outcome or subgroup title	No. of studies	No. of participants	Statistical method	Effect size
1 Mental state: no clinically significant response in psychotic symptoms (defined by PANSS/BPRS<20% decline) - short term (up to 12 weeks)	2	98	Risk Ratio (M-H, Random, 95% CI)	1.15 [0.93, 1.42]
2 Leaving the study early - short term (up to 12 weeks)	3		Risk Ratio (M-H, Random, 95% CI)	Subtotals only
2.1 any reason	3	167	Risk Ratio (M-H, Random, 95% CI)	1.13 [0.53, 2.42]
2.2 due to adverse events	2	137	Risk Ratio (M-H, Random, 95% CI)	4.11 [0.47, 36.24]
2.3 due to lack of efficacy	1	69	Risk Ratio (M-H, Random, 95% CI)	0.55 [0.11, 2.78]
2.4 due to noncompliance	1	69	Risk Ratio (M-H, Random, 95% CI)	0.36 [0.02, 8.61]
2.5 lost to follow-up	1	69	Risk Ratio (M-H, Random, 95% CI)	0.36 [0.02, 8.61]
2.6 reported death	1	68	Risk Ratio (M-H, Random, 95% CI)	0.0 [0.0, 0.0]
2.7 withdrawal of consent	3	167	Risk Ratio (M-H, Random, 95% CI)	1.41 [0.28, 7.09]
2.8 administrative reasons	1	69	Risk Ratio (M-H, Random, 95% CI)	5.44 [0.27, 109.34]
2.9 abnormal lab results	1	69	Risk Ratio (M-H, Random, 95% CI)	0.36 [0.02, 8.61]
3 Global state: 1. average endpoint scores of CGI severity scale (high=poor) - short term (up to 12 weeks)	1	65	Mean Difference (IV, Random, 95% CI)	0.51 [0.02, 1.00]
4 Global state: 2. no significant clinical improvement CGI - short term (up to 12 weeks)	1	68	Risk Ratio (M-H, Random, 95% CI)	1.12 [0.87, 1.44]
5 Global state: 3. general functioning - average endpoint GAF score (high=good) - short term (up to 12 weeks)	1	30	Mean Difference (IV, Random, 95% CI)	-4.5 [-8.38, -0.62]

6 Mental state: 1. average endpoint scores on various scales on psychotic symptoms (high=poor) - short term (up to 12 weeks)	2		Mean Difference (IV, Random, 95% CI)	Subtotals only
6.1 PANSS total	2	95	Mean Difference (IV, Random, 95% CI)	5.56 [1.59, 9.53]
6.2 PANSS general pathology	1	30	Mean Difference (IV, Random, 95% CI)	2.5 [0.03, 4.97]
6.3 PANSS delusion	1	30	Mean Difference (IV, Random, 95% CI)	0.70 [0.09, 1.31]
6.4 PANSS negative symptom	2	95	Mean Difference (IV, Random, 95% CI)	0.69 [-0.68, 2.05]
6.5 PANSS positive symptom	2	95	Mean Difference (IV, Random, 95% CI)	2.30 [0.98, 3.62]
7 Mental state: 2. average endpoint scores on various scales on psychotic symptoms (high=poor) - medium term (up to 26 weeks)	1		Mean Difference (IV, Random, 95% CI)	Subtotals only
7.1 BPRS total	1	53	Mean Difference (IV, Random, 95% CI)	-4.60 [-9.88, 0.68]
7.2 BPRS positive symptom	1	53	Mean Difference (IV, Random, 95% CI)	-0.90 [-2.81, 1.01]
7.3 BPRS anxiety/depression factor	1	53	Mean Difference (IV, Random, 95% CI)	-1.0 [-2.80, 0.80]
7.4 SANS total	1	53	Mean Difference (IV, Random, 95% CI)	-3.10 [-10.30, 4.10]
8 Mental state: 3. skewed data - short term (up to 12 weeks)			Other data	No numeric data
8.1 average endpoint score of CDS total (high=poor)			Other data	No numeric data
8.2 average endpoint score on verbal working memory (SD, high=good)			Other data	No numeric data
9 Adverse effects: 1a. extrapyramidal - average endpoint SAS score - short term (up to 12 weeks)	1		Mean Difference (IV, Random, 95% CI)	Subtotals only
10 Adverse effects: 1b. extrapyramidal - skewed data (various scales) - short term (up to 12 weeks)			Other data	No numeric data
10.1 average endpoint score of AIMS			Other data	No numeric data
10.2 average change score of Barnes akathisia rating scale			Other data	No numeric data
10.3 average change score of ESRS			Other data	No numeric data
10.4 average change score of ESRS - dystonia			Other data	No numeric data
10.5 average change score of ESRS - dyskinesia			Other data	No numeric data
10.6 average change score of ESRS - parkinsonism			Other data	No numeric data
11 Adverse effects: 1c. extrapyramidal - skewed data (various scales) - medium term (up to 26 weeks)			Other data	No numeric data

11.1 average endpoint score of AIMS			Other data	No numeric data
11.2 average endpoint score of SAS			Other data	No numeric data
12 Adverse effects: 2. any adverse event - short term (up to 12 weeks)	1		Risk Ratio (M-H, Random, 95% CI)	Subtotals only
12.1 any adverse event	1	64	Risk Ratio (M-H, Random, 95% CI)	1.14 [0.83, 1.58]
12.2 amenorrhoea	1	64	Risk Ratio (M-H, Random, 95% CI)	3.0 [0.13, 71.00]
12.3 asthenia	1	64	Risk Ratio (M-H, Random, 95% CI)	1.08 [0.61, 1.91]
12.4 depression	1	64	Risk Ratio (M-H, Random, 95% CI)	1.2 [0.61, 2.37]
12.5 emotional indifference	1	64	Risk Ratio (M-H, Random, 95% CI)	1.11 [0.52, 2.37]
12.6 fatigue	1	64	Risk Ratio (M-H, Random, 95% CI)	1.08 [0.61, 1.91]
12.7 failing memory	1	64	Risk Ratio (M-H, Random, 95% CI)	0.67 [0.32, 1.41]
12.8 increased duration of sleep	1	64	Risk Ratio (M-H, Random, 95% CI)	1.0 [0.51, 1.97]
12.9 salivation - increased	1	64	Risk Ratio (M-H, Random, 95% CI)	1.25 [0.81, 1.94]
13 Adverse effects: 3a. cardiovascular - short term (up to 12 weeks)	1		Risk Ratio (M-H, Random, 95% CI)	Subtotals only
13.1 dizziness - orthostatic	1	64	Risk Ratio (M-H, Random, 95% CI)	1.0 [0.43, 2.34]
13.2 palpitation	1	64	Risk Ratio (M-H, Random, 95% CI)	1.0 [0.27, 3.66]
13.3 tachycardia	1	64	Risk Ratio (M-H, Random, 95% CI)	1.0 [0.27, 3.66]
14 Adverse effects: 3b. cardiovascular - QTc interval - short term (up to 12 weeks)	1	30	Mean Difference (IV, Random, 95% CI)	-19.70 [-42.08, 2.68]
15 Adverse effects: 4. central nervous system - short term (up to 12 weeks)	1		Risk Ratio (M-H, Random, 95% CI)	Subtotals only
15.1 sedation	1	64	Risk Ratio (M-H, Random, 95% CI)	1.46 [0.88, 2.43]
15.2 somnolence	1	64	Risk Ratio (M-H, Random, 95% CI)	1.0 [0.51, 1.97]
15.3 tension	1	64	Risk Ratio (M-H, Random, 95% CI)	1.23 [0.71, 2.12]
16 Adverse effects: 5. gastrointestinal system - short term (up to 12 weeks)	1		Risk Ratio (M-H, Random, 95% CI)	Subtotals only
16.1 constipation	1	64	Risk Ratio (M-H, Random, 95% CI)	0.71 [0.25, 2.02]
17 Adverse effects: 6a. haematological - short term (up to 12 weeks)	2		Mean Difference (IV, Random, 95% CI)	Subtotals only
17.1 neutrophil count	1	57	Mean Difference (IV, Random, 95% CI)	0.37 [-0.42, 1.16]
17.2 prolactin level, ng/mL	1	30	Mean Difference (IV, Random, 95% CI)	60.10 [46.52, 73.68]
17.3 white cell count	1	61	Mean Difference (IV, Random, 95% CI)	0.66 [-0.20, 1.52]
18 Adverse effects: 6b. haematological - medium term (up to 26 weeks)	1		Mean Difference (IV, Random, 95% CI)	Subtotals only
18.1 prolactin level ng/mL	1	44	Mean Difference (IV, Random, 95% CI)	34.1 [17.63, 50.57]
18.2 fasting glucose	1	40	Mean Difference (IV, Random, 95% CI)	-4.60 [-17.09, 7.89]
19 Adverse effects: 7a. metabolic - weight gain - short term (up to 12 weeks)	1	64	Risk Ratio (M-H, Random, 95% CI)	1.0 [0.40, 2.52]

20 Adverse effects: 7a. metabolic - weight gain - medium term (up to 26 weeks)	1	48	Risk Ratio (M-H, Random, 95% CI)	0.2 [0.01, 3.96]
21 Adverse effects: 7b. metabolic - average endpoint value on lipid profile - short term (up to 12 weeks)	1		Mean Difference (IV, Random, 95% CI)	Subtotals only
21.1 cholesterol - total (mg/dl)	1	56	Mean Difference (IV, Random, 95% CI)	-6.60 [-29.05, 15.85]
21.2 HDL cholesterol (mg/dl)	1	52	Mean Difference (IV, Random, 95% CI)	0.0 [-8.44, 8.44]
21.3 LDL cholesterol (mg/dl)	1	53	Mean Difference (IV, Random, 95% CI)	-6.90 [-26.02, 12.22]
21.4 triglycerides (mg/dl)	1	56	Mean Difference (IV, Random, 95% CI)	6.20 [-57.57, 69.97]
22 Adverse effects: 7c. metabolic - average endpoint value - short term (up to 12 weeks)	2		Mean Difference (IV, Random, 95% CI)	Subtotals only
22.1 body mass index	1	63	Mean Difference (IV, Random, 95% CI)	1.70 [-0.99, 4.39]
22.2 fasting glucose (mg/dl)	1	51	Mean Difference (IV, Random, 95% CI)	16.20 [-3.12, 35.52]
22.3 waist circumference (cm)	1	61	Mean Difference (IV, Random, 95% CI)	5.10 [-4.14, 14.34]
22.4 weight gain	2	94	Mean Difference (IV, Random, 95% CI)	0.34 [-0.84, 1.53]
23 Adverse effects: 8. sleep - skewed data - average change score (UKU) - short term (up to 12 weeks)			Other data	No numeric data
24 Quality of life: average endpoint score (QLS, high=good) - short term (up to 12 weeks)	1	30	Mean Difference (IV, Random, 95% CI)	0.80 [-5.44, 7.04]

### Comparison 3. SENSITIVITY ANALYSIS: RISPERIDONE vs PLACEBO (based on attrition)

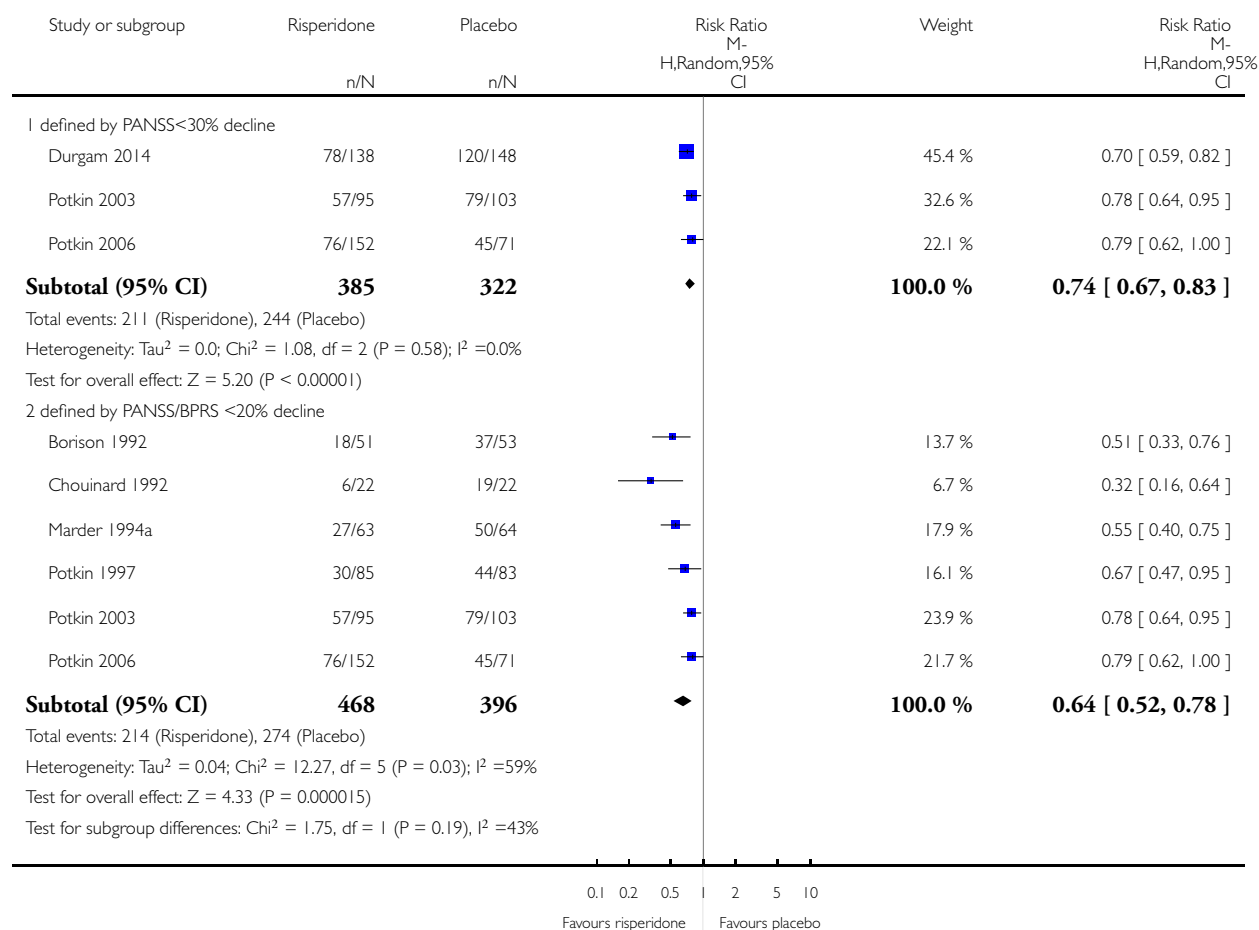
Outcome or subgroup title	No. of studies	No. of participants	Statistical method	Effect size
1 Mental state: 1. no clinically significant response (defined by PANSS/BPRS) - short term (up to 12 weeks)	6		Risk Ratio (M-H, Random, 95% CI)	Subtotals only
1.1 defined by PANSS/BPRS <20% decline	6	864	Risk Ratio (M-H, Random, 95% CI)	0.64 [0.52, 0.78]
1.2 defined by PANSS/BPRS <20% decline (without studies with >50% left the study early)	3	589	Risk Ratio (M-H, Random, 95% CI)	0.77 [0.67, 0.88]

**Analysis 1.1. Comparison 1 RISPERIDONE vs PLACEBO, Outcome 1 Mental state: no clinically significant response in psychotic symptoms (defined by various scale total score change) - short term (up to 12 weeks).**

Review: Risperidone versus placebo for schizophrenia

Comparison: 1 RISPERIDONE vs PLACEBO

Outcome: 1 Mental state: no clinically significant response in psychotic symptoms (defined by various scale total score change) - short term (up to 12 weeks)

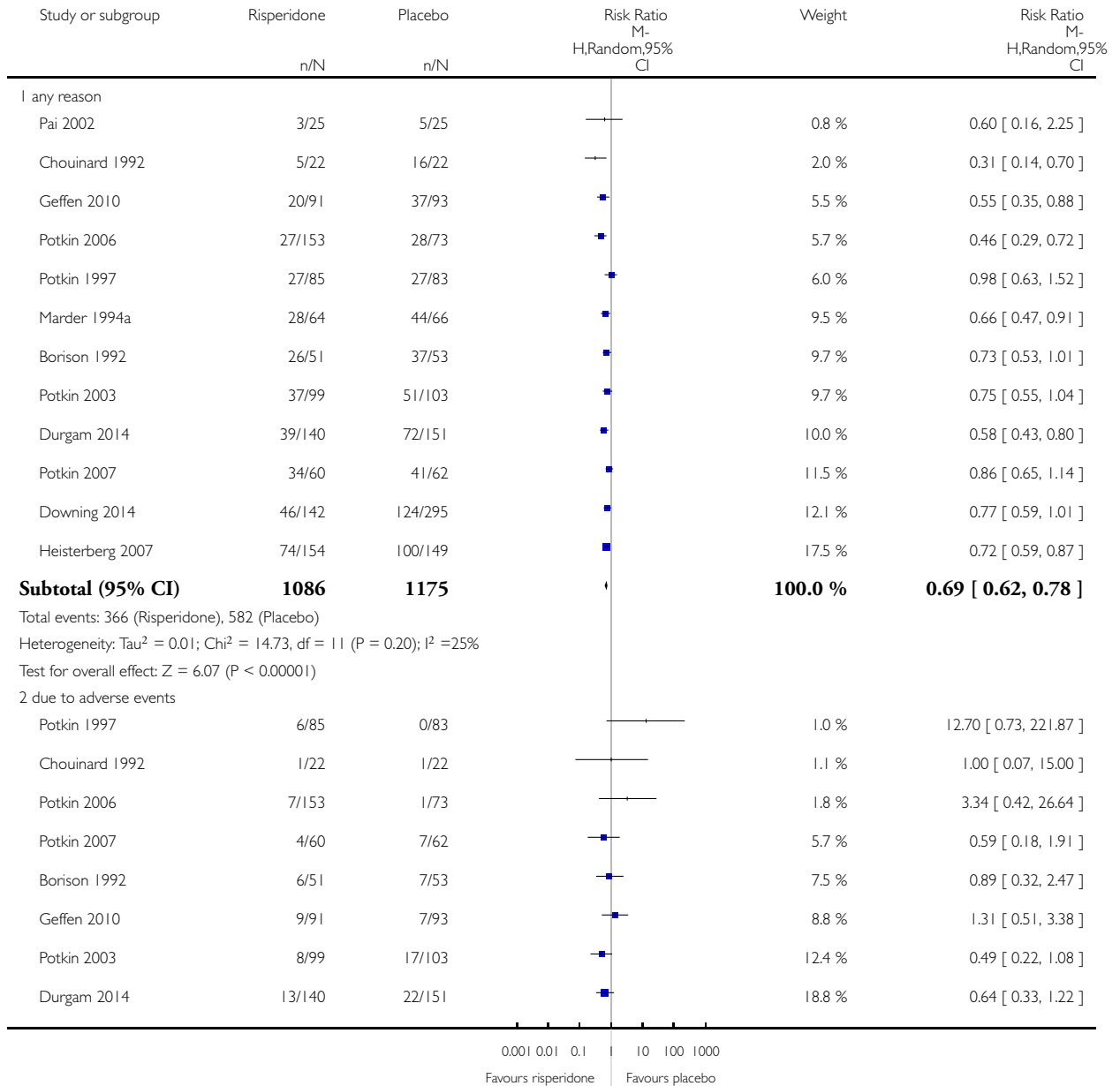


**Analysis 1.2. Comparison 1 RISPERIDONE vs PLACEBO, Outcome 2 Leaving the study early - short term (up to 12 weeks).**

Review: Risperidone versus placebo for schizophrenia

Comparison: 1 RISPERIDONE vs PLACEBO

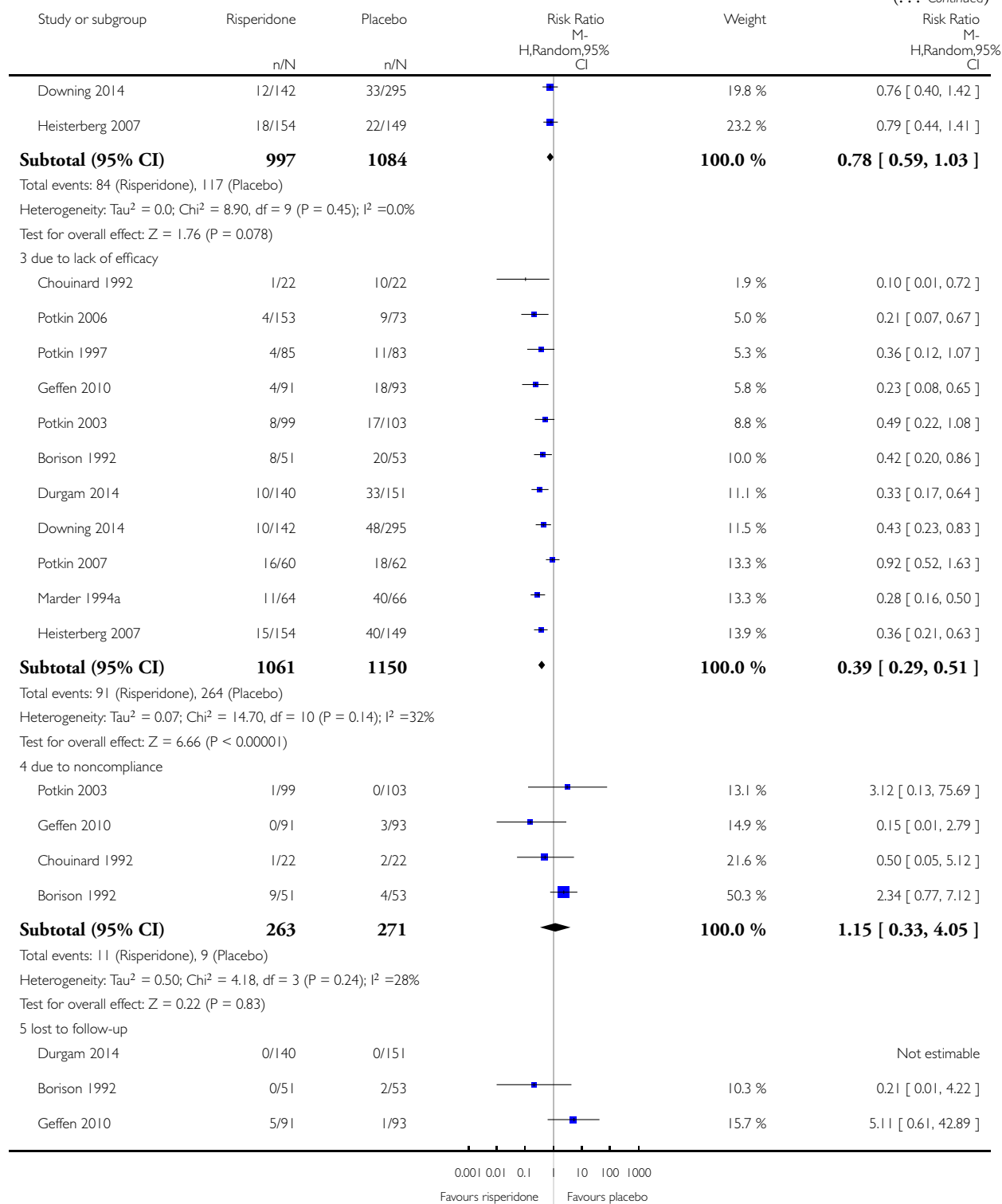
Outcome: 2 Leaving the study early - short term (up to 12 weeks)



(Continued ...)

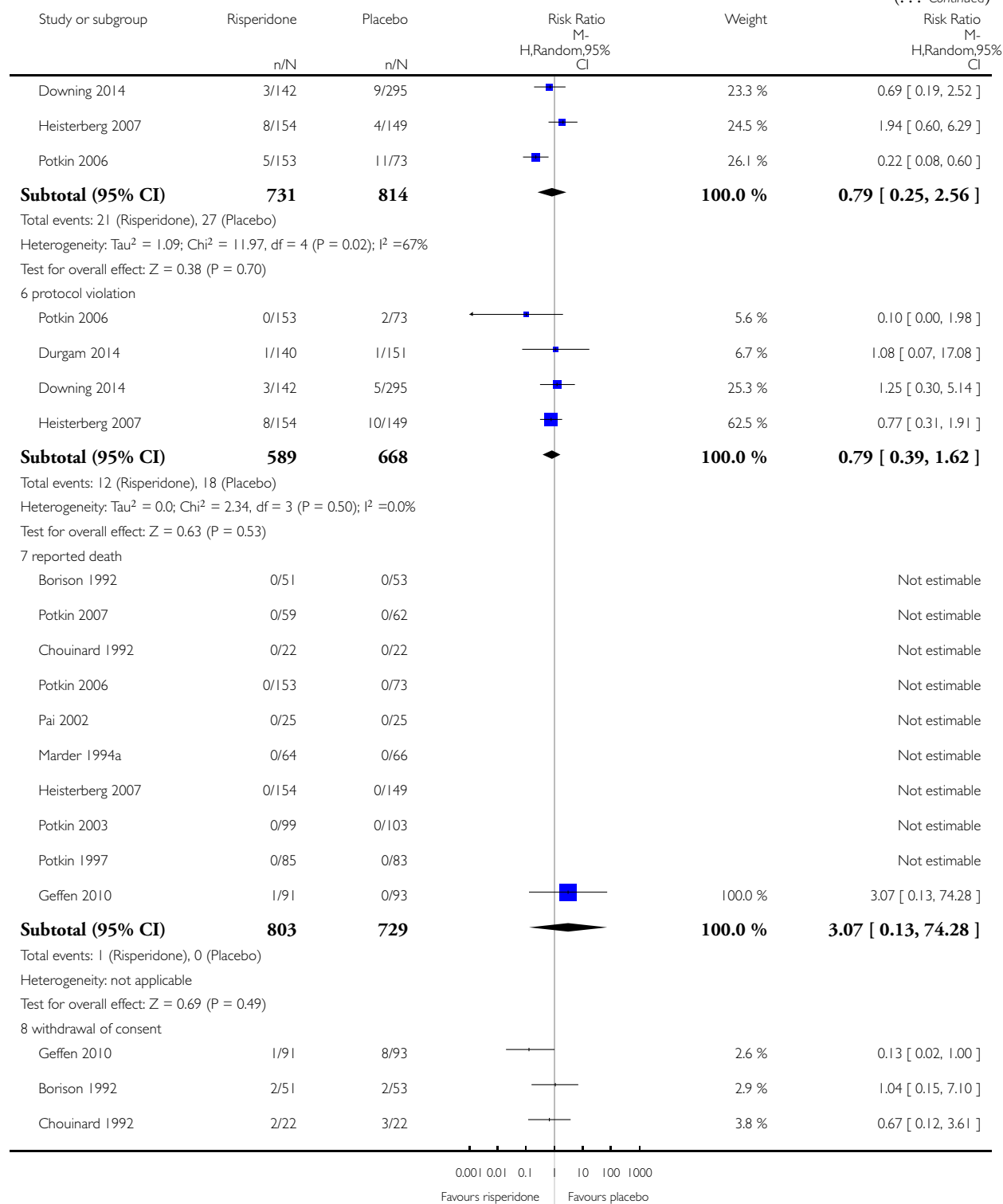


(... Continued)

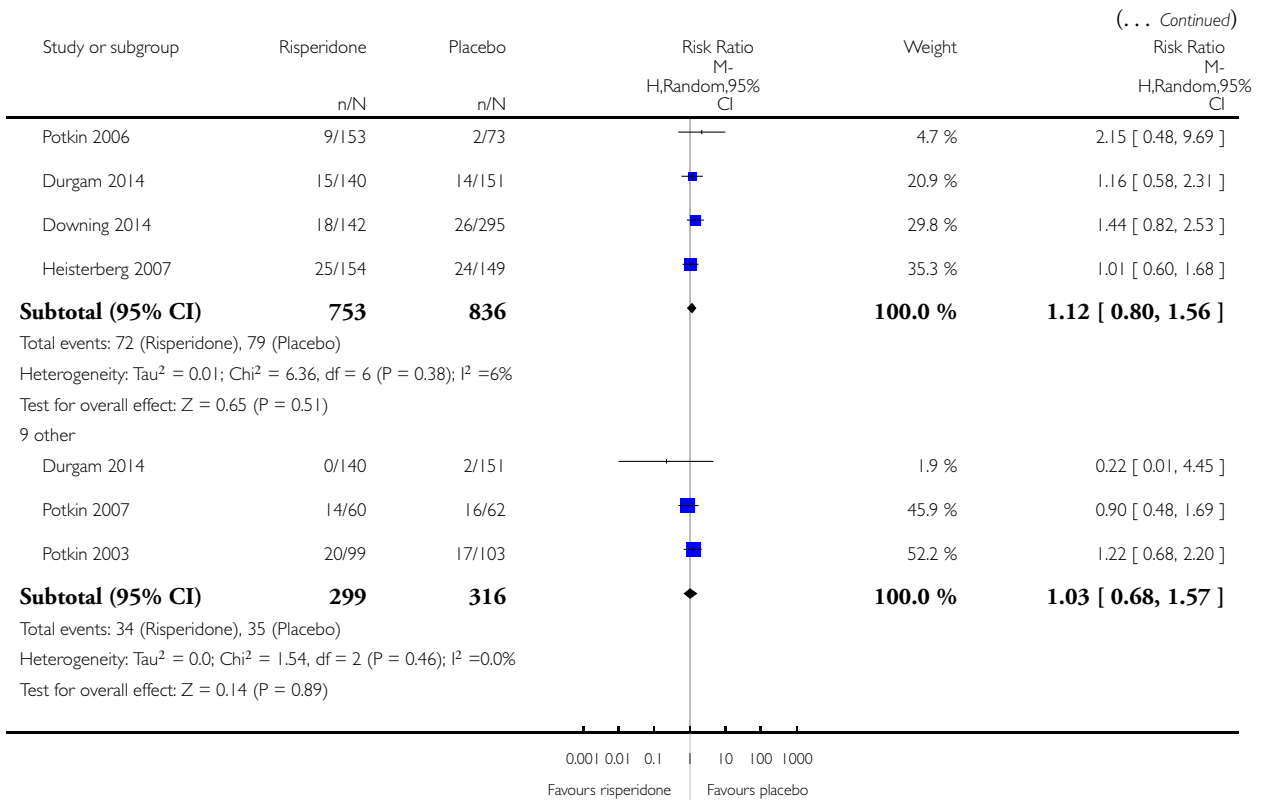


(Continued ...)

(... Continued)



(Continued ...)

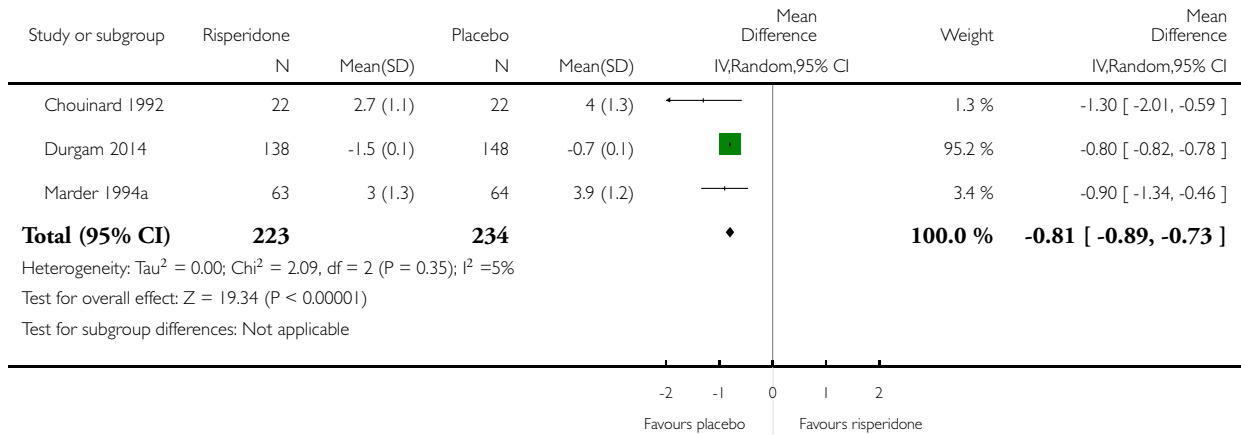


**Analysis 1.3. Comparison 1 RISPERIDONE vs PLACEBO, Outcome 3 Global state: 1. average endpoint scores of CGI severity scale (high=poor) - short term (up to 12 weeks).**

Review: Risperidone versus placebo for schizophrenia

Comparison: 1 RISPERIDONE vs PLACEBO

Outcome: 3 Global state: 1. average endpoint scores of CGI severity scale (high=poor) - short term (up to 12 weeks)

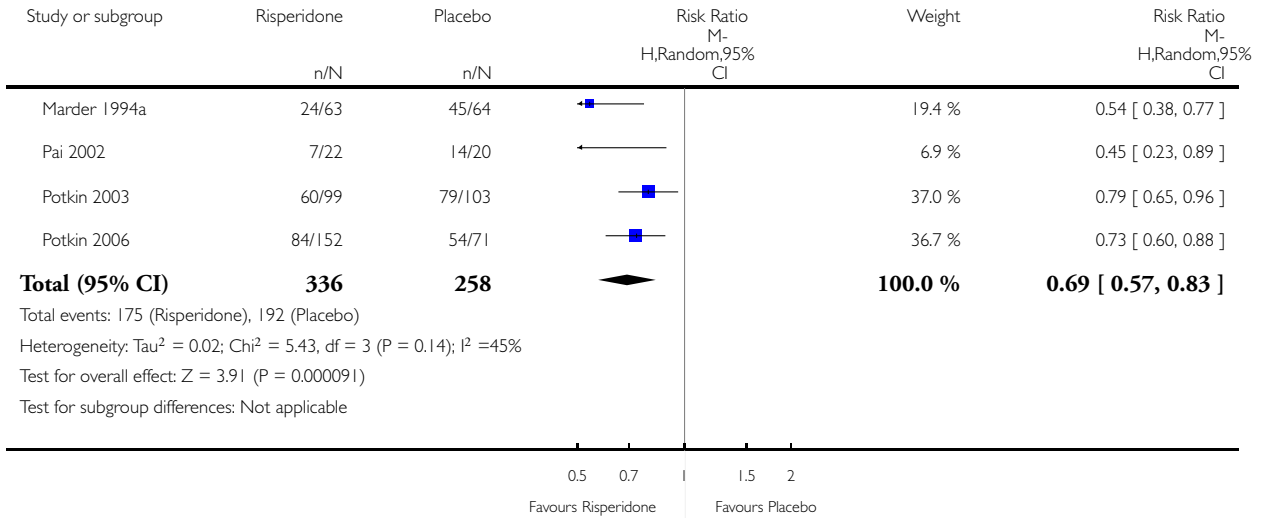


**Analysis 1.4. Comparison 1 RISPERIDONE vs PLACEBO, Outcome 4 Global state: 2. no significant clinical improvement CGI - short term (up to 12 weeks).**

Review: Risperidone versus placebo for schizophrenia

Comparison: 1 RISPERIDONE vs PLACEBO

Outcome: 4 Global state: 2. no significant clinical improvement CGI - short term (up to 12 weeks)

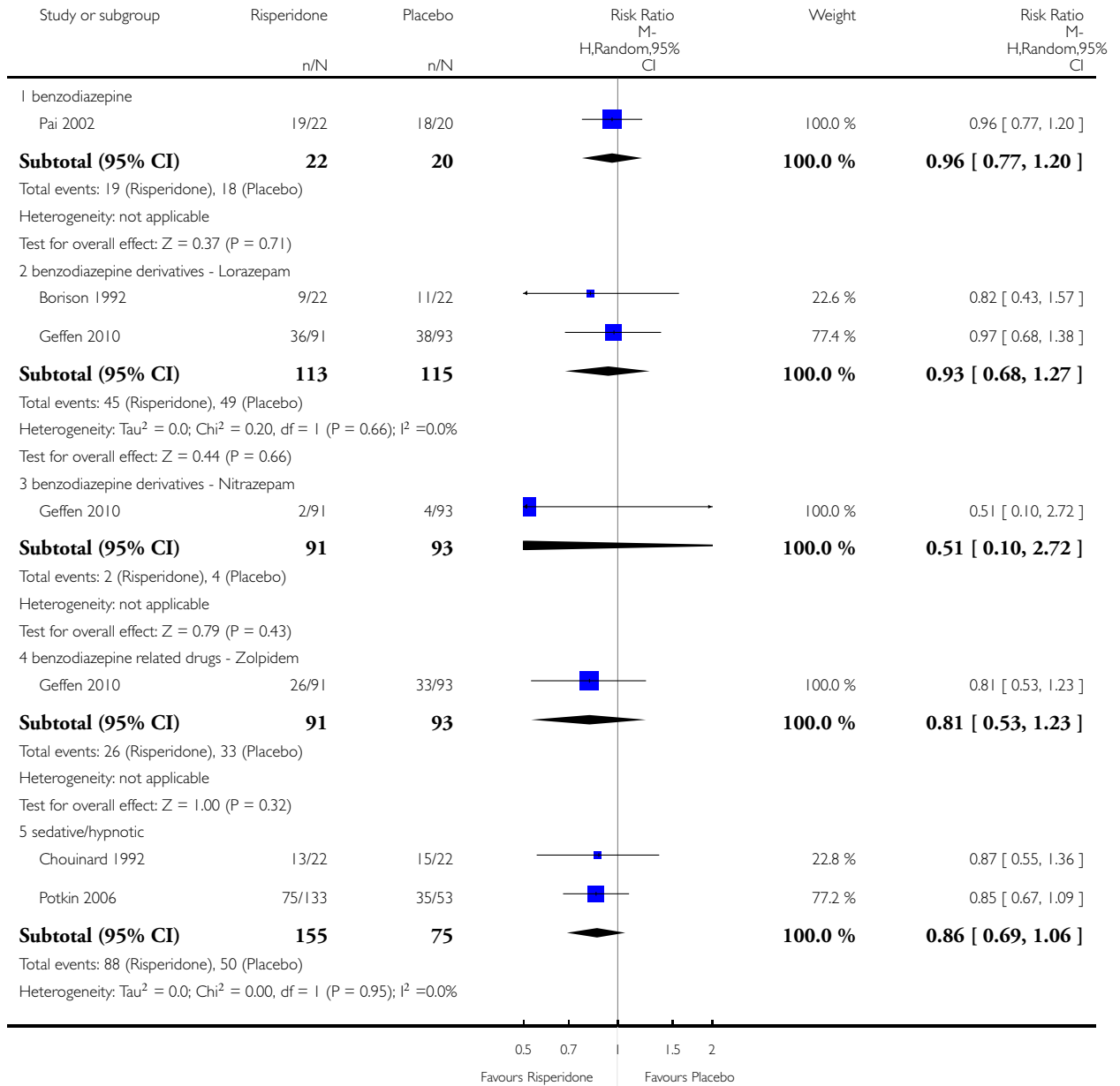


**Analysis 1.5. Comparison 1 RISPERIDONE vs PLACEBO, Outcome 5 Global state: 3. needing additional medication - short term (up to 12 weeks).**

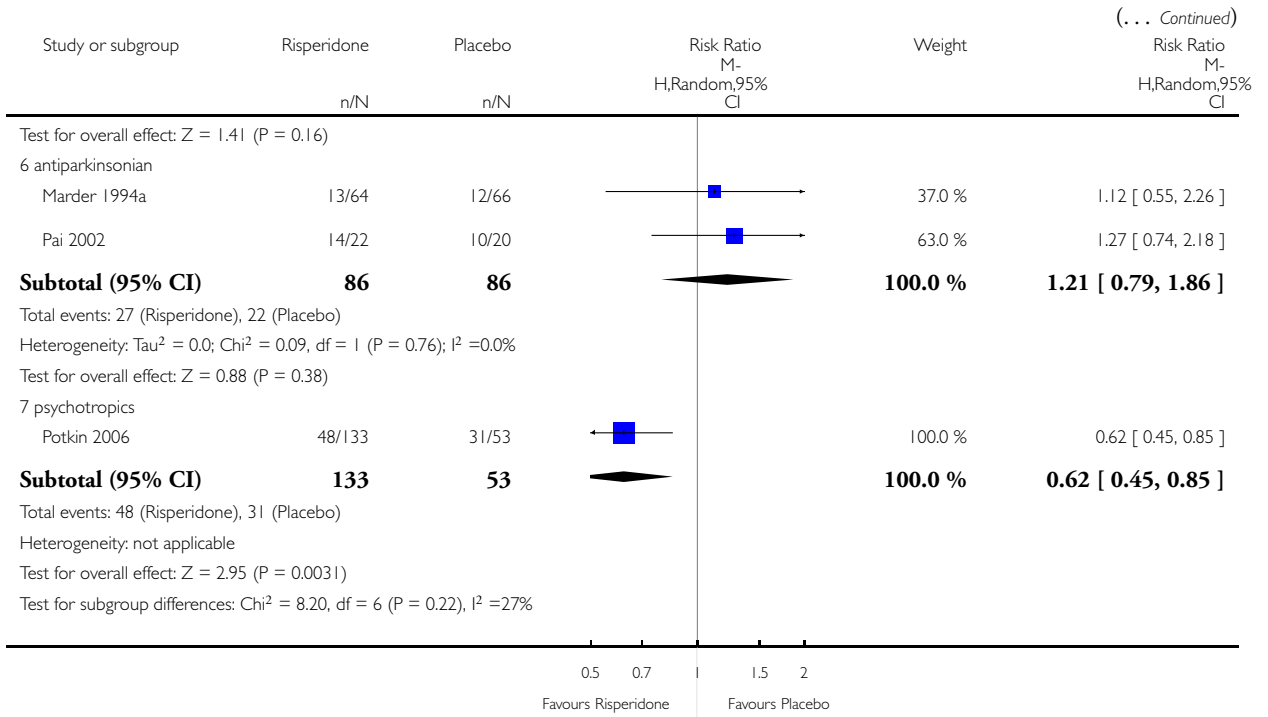
Review: Risperidone versus placebo for schizophrenia

Comparison: 1 RISPERIDONE vs PLACEBO

Outcome: 5 Global state: 3. needing additional medication - short term (up to 12 weeks)



(Continued . . .)

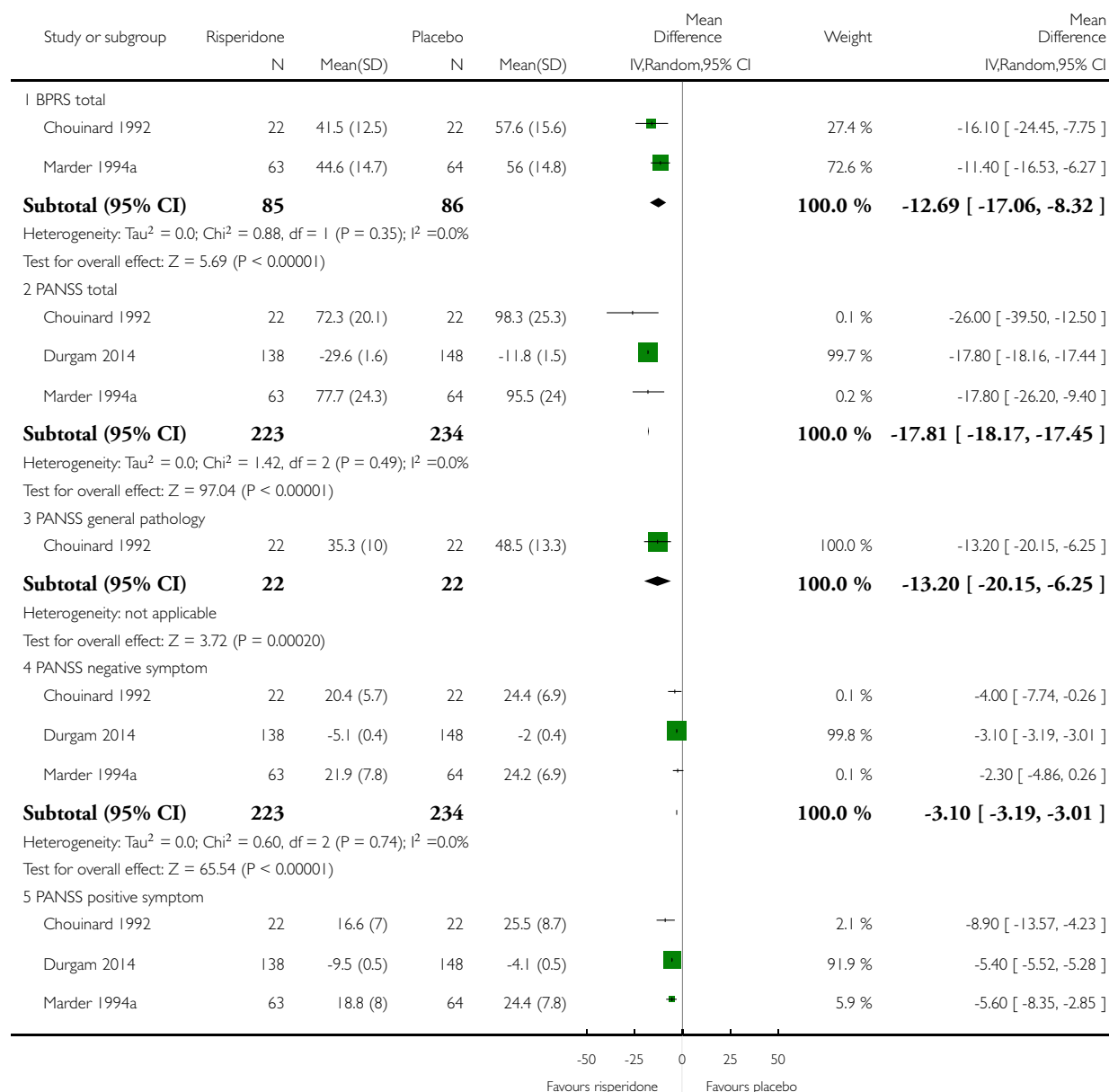


**Analysis 1.6. Comparison 1 RISPERIDONE vs PLACEBO, Outcome 6 Mental state: I. average endpoint scores on various scales on psychotic symptoms (high=poor) - short term (up to 12 weeks).**

Review: Risperidone versus placebo for schizophrenia

Comparison: 1 RISPERIDONE vs PLACEBO

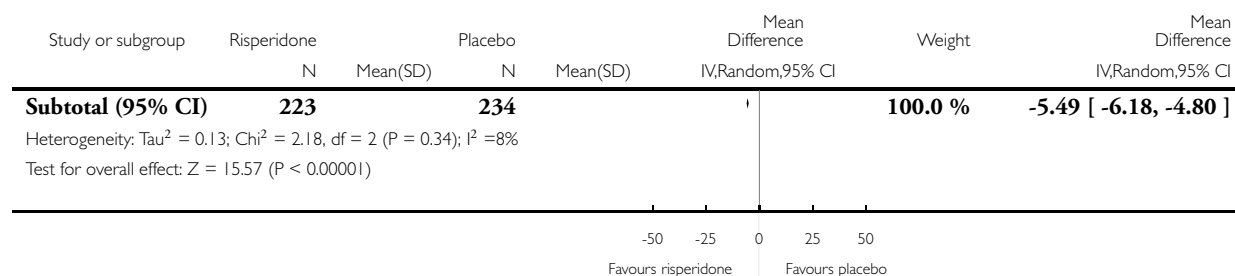
Outcome: 6 Mental state: I. average endpoint scores on various scales on psychotic symptoms (high=poor) - short term (up to 12 weeks)



(Continued ...)



(... Continued)



**Analysis 1.7. Comparison 1 RISPERIDONE vs PLACEBO, Outcome 7 Mental state: 2. skewed data - short term (up to 12 weeks).**

**Mental state: 2. skewed data - short term (up to 12 weeks)**

Study	Intervention	Mean	SD	N
<b>average endpoint score BPRS total (high=poor)</b>				
Pai 2002	Risperidone	14.7	7.4	22
Pai 2002	Placebo	19.0	12.2	20
<b>average change score of CGI-C (larger decline=good)</b>				
Potkin 2006	Risperidone	2.4	1.23	152
Potkin 2006	Placebo	2.9	0.84	71
<b>average change score of CGI-SI (larger decline=good)</b>				
Potkin 2006	Risperidone	-1.84	1.23	152
Potkin 2006	Placebo	-1.1	0.84	71
<b>average change score of HAM-D-17 (larger decline=good)</b>				
Potkin 2006	Risperidone	-5.6	4.93	152
Potkin 2006	Placebo	-4.4	4.21	71
<b>average change score of PANSS total (larger decline=good)</b>				
Potkin 2006	Risperidone	-27.7	18.49	152
Potkin 2006	Placebo	-20.2	16.85	71

**Mental state: 2. skewed data - short term (up to 12 weeks)** (Continued)

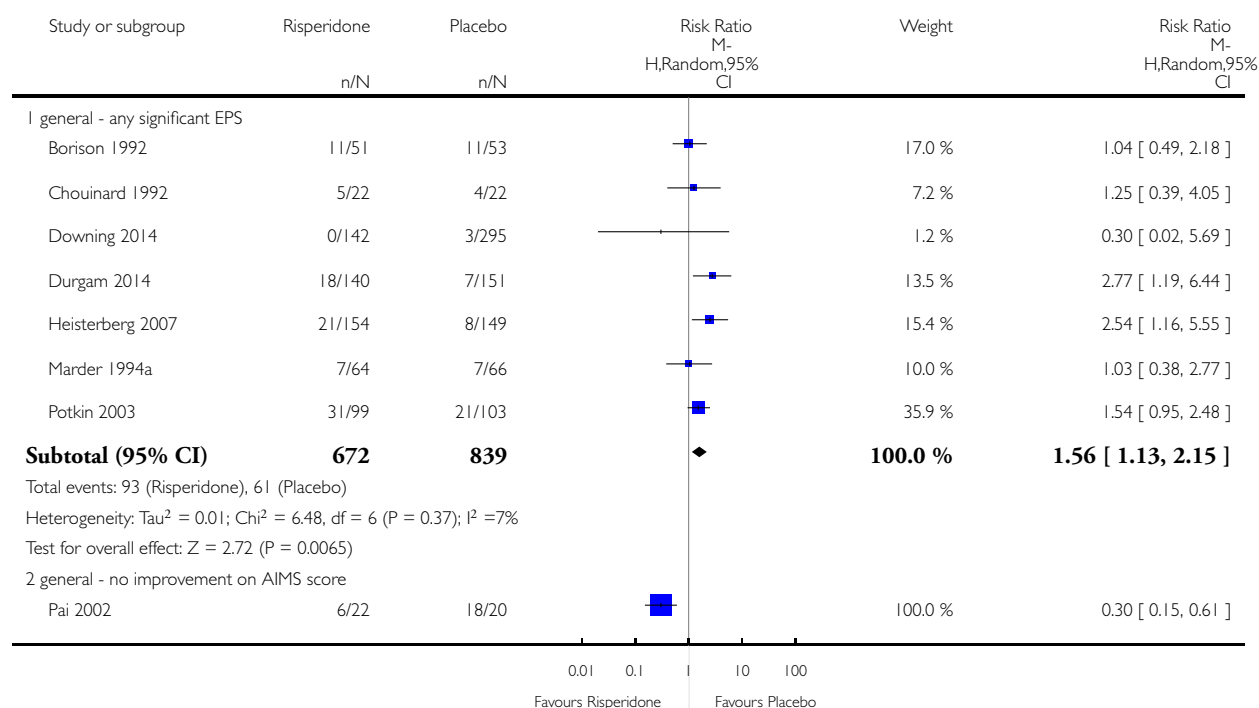
average change score of PANSS negative symptom (larger decline=good)				
Potkin 2006	Resperidone	-4.0	4.93	152
Potkin 2006	Placebo	-3.5	5.06	71
average change score of PANSS positive symptom (larger decline=good)				
Potkin 2006	Resperidone	-8.7	6.16	152
Potkin 2006	Placebo	-5.3	5.9	71

**Analysis 1.8. Comparison 1 RISPERIDONE vs PLACEBO, Outcome 8 Adverse effects: 1a. extrapyramidal - various effects - short term (up to 12 weeks).**

Review: Risperidone versus placebo for schizophrenia

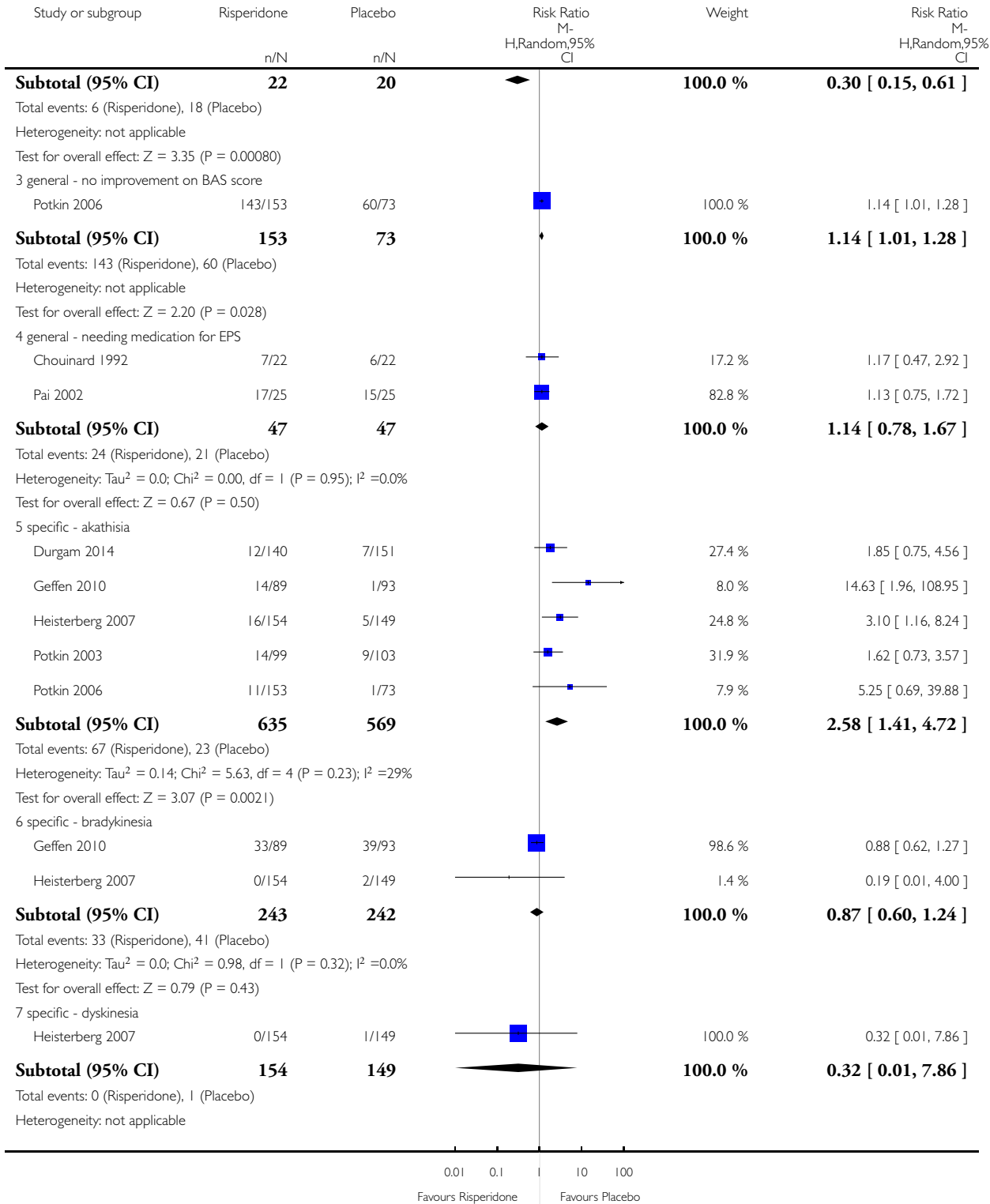
Comparison: 1 RISPERIDONE vs PLACEBO

Outcome: 8 Adverse effects: 1a. extrapyramidal - various effects - short term (up to 12 weeks)



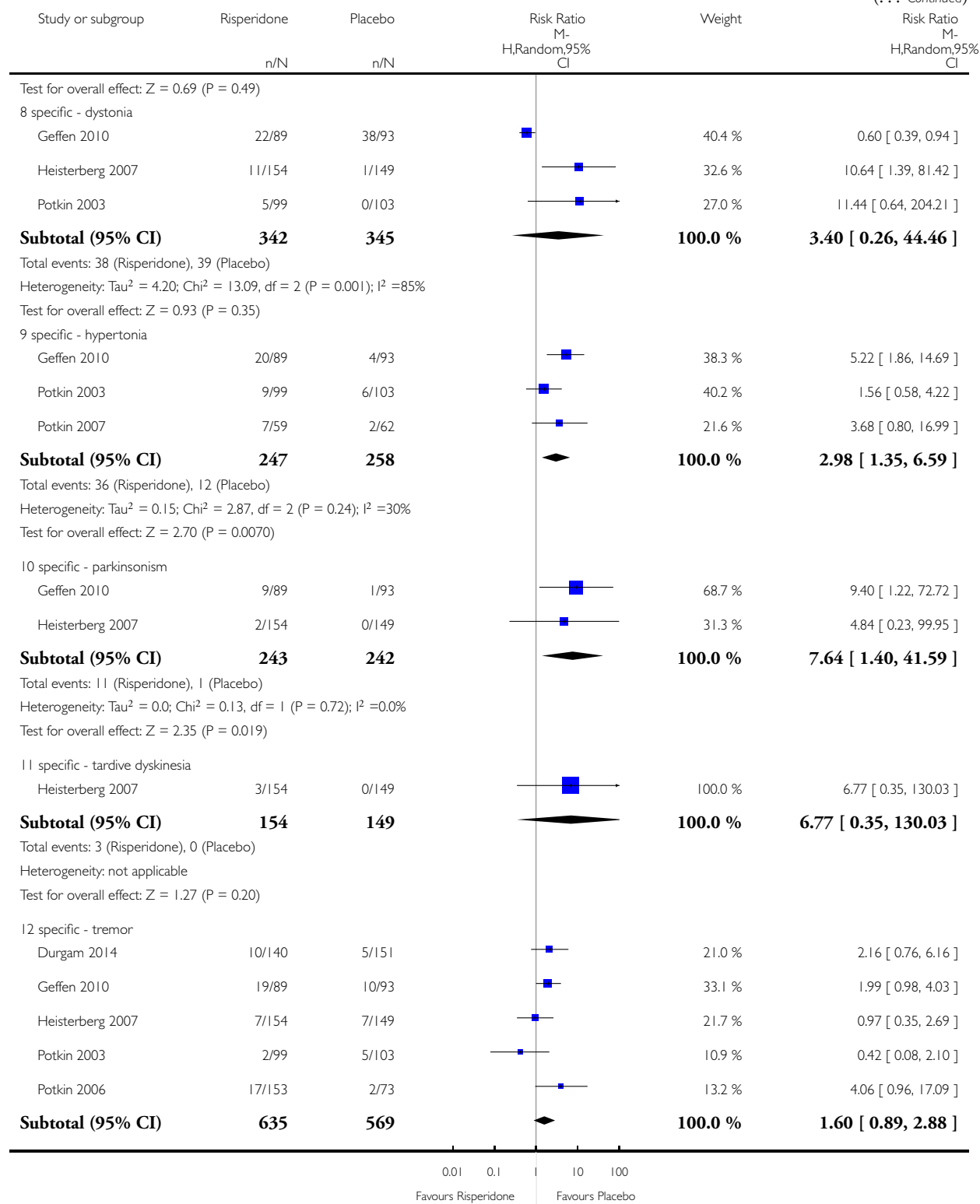
(Continued . . .)

(... Continued)



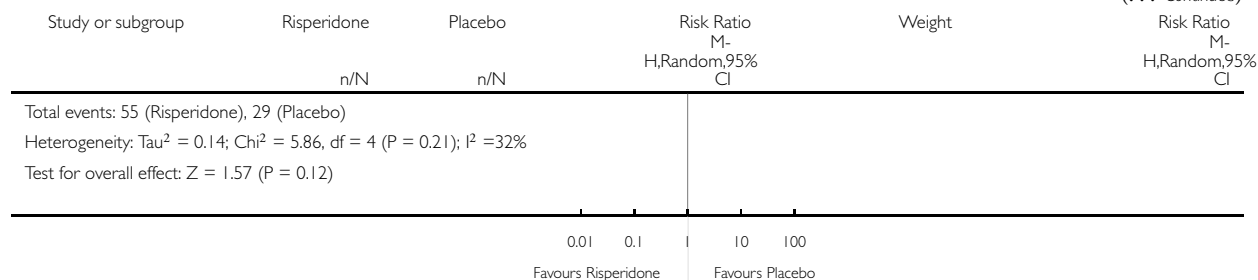
(Continued ...)

(... Continued)



(Continued ...)

(... Continued)




**Analysis 1.9. Comparison 1 RISPERIDONE vs PLACEBO, Outcome 9 Adverse effects: 1b. extrapyramidal - AIMS average endpoint score - short term (up to 12 weeks).**

Review: Risperidone versus placebo for schizophrenia

Comparison: 1 RISPERIDONE vs PLACEBO

Outcome: 9 Adverse effects: 1b. extrapyramidal - AIMS average endpoint score - short term (up to 12 weeks)



**Analysis 1.10. Comparison 1 RISPERIDONE vs PLACEBO, Outcome 10 Adverse effects: 1c. extrapyramidal - skewed data (various scales) - short term (up to 12 weeks).**

Adverse effects: 1c. extrapyramidal - skewed data (various scales) - short term (up to 12 weeks)

Study	Intervention	Mean	SD	N
<b>average change score of AIMS</b>				
Potkin 2006	Risperidone	0.3	2.47	153
Potkin 2006	Placebo	-0.1	2.56	73

**Adverse effects: 1c. extrapyramidal - skewed data (various scales) - short term (up to 12 weeks) (Continued)**

<b>average change score of CGI severity dyskinesia</b>				
Chouinard 1992	Risperidone	0.3	3.3	22
Chouinard 1992	Placebo	3.5	5.3	22
<b>average change score of CGI severity parkinsonism</b>				
Chouinard 1992	Risperidone	0.9	1.5	22
Chouinard 1992	Placebo	0.4	1.3	22
<b>average change score of ESRS</b>				
Marder 1994a	Risperidone	2.9	5.7	63
Marder 1994a	Placebo	2.4	5.8	65
<b>average change score of ESRS - akathisia</b>				
Marder 1994a	Risperidone	0.6	1.1	63
Marder 1994a	Placebo	0.6	1.6	65
<b>average change score of ESRS - dystonia</b>				
Chouinard 1992	Risperidone	0.3	0.8	22
Chouinard 1992	Placebo	1.0	2.3	22
Marder 1994a	Risperidone	1.3	1.3	63
Marder 1994a	Placebo	1.6	1.5	64
Pai 2002	Risperidone	2.1	1.7	22
Pai 2002	Placebo	2.8	1.8	20
<b>average change score of ESRS - dyskinesia</b>				
Chouinard 1992	Risperidone	2.6	4.5	22
Chouinard 1992	Placebo	5.7	7.2	SD
Marder 1994a	Risperidone	0.6	1.1	63
Marder 1994a	Placebo	0.5	1.1	65

**Adverse effects: 1c. extrapyramidal - skewed data (various scales) - short term (up to 12 weeks)** (Continued)

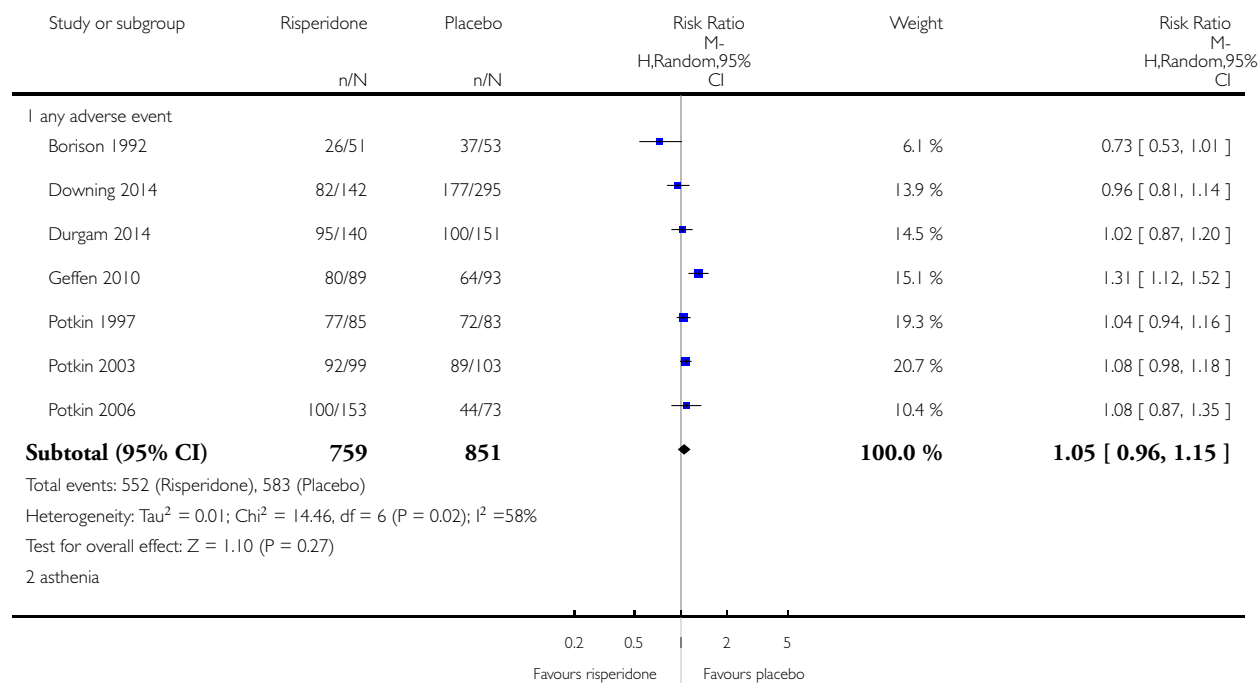
average change score of ESRS - parkinsonism				
Chouinard 1992	Risperidone	2.1	7.5	22
Chouinard 1992	Placebo	2.3	8.7	22
Marder 1994a	Risperidone	0.6	1.1	63
Marder 1994a	Placebo	0.5	1.1	65
Pai 2002	Risperidone	2.1	1.3	22
Pai 2002	Placebo	2.5	1.5	20

**Analysis 1.11. Comparison 1 RISPERIDONE vs PLACEBO, Outcome 11 Adverse effects: 2. any adverse event - short term (up to 12 weeks).**

Review: Risperidone versus placebo for schizophrenia

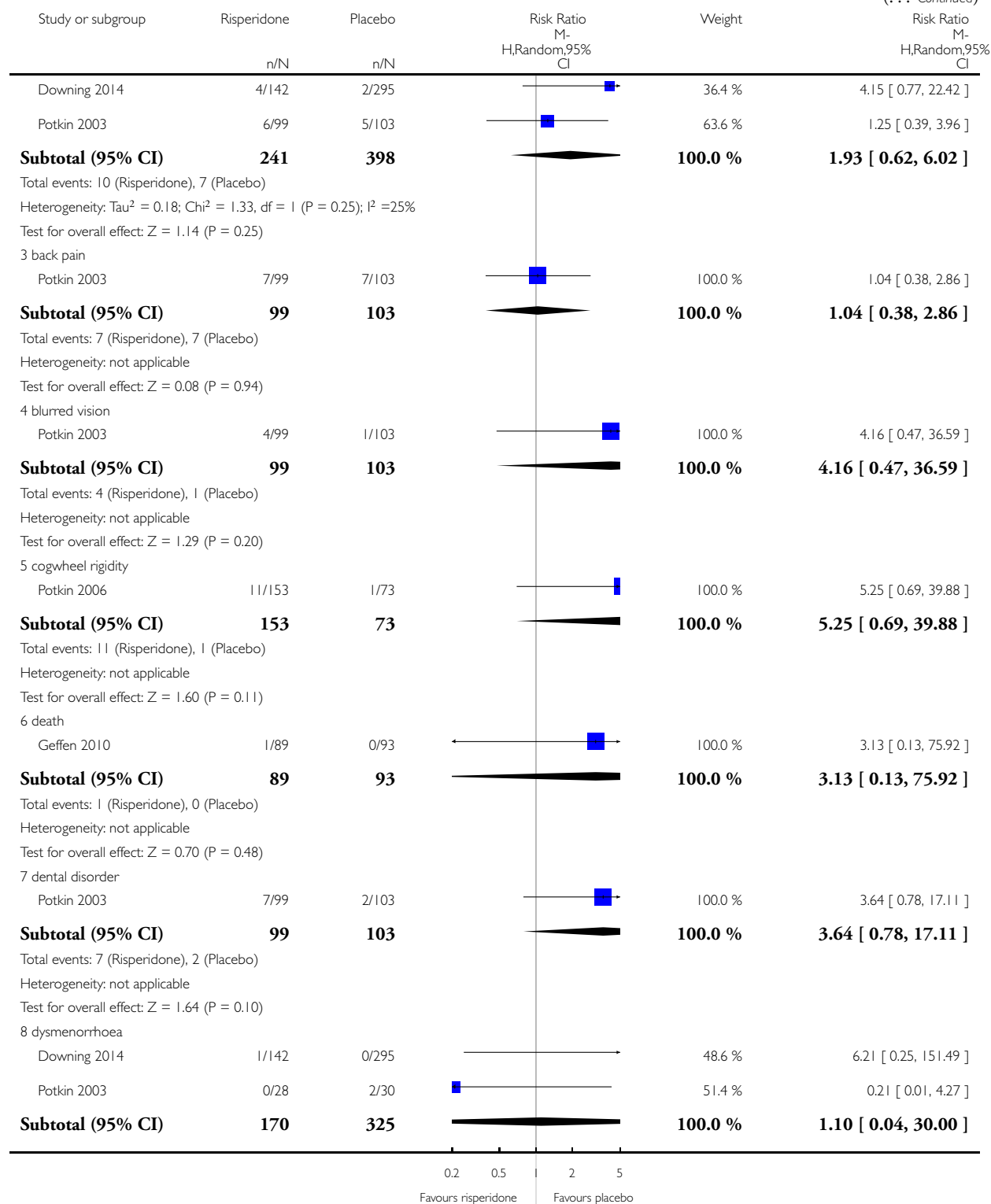
Comparison: 1 RISPERIDONE vs PLACEBO

Outcome: 11 Adverse effects: 2. any adverse event - short term (up to 12 weeks)



(Continued . . .)

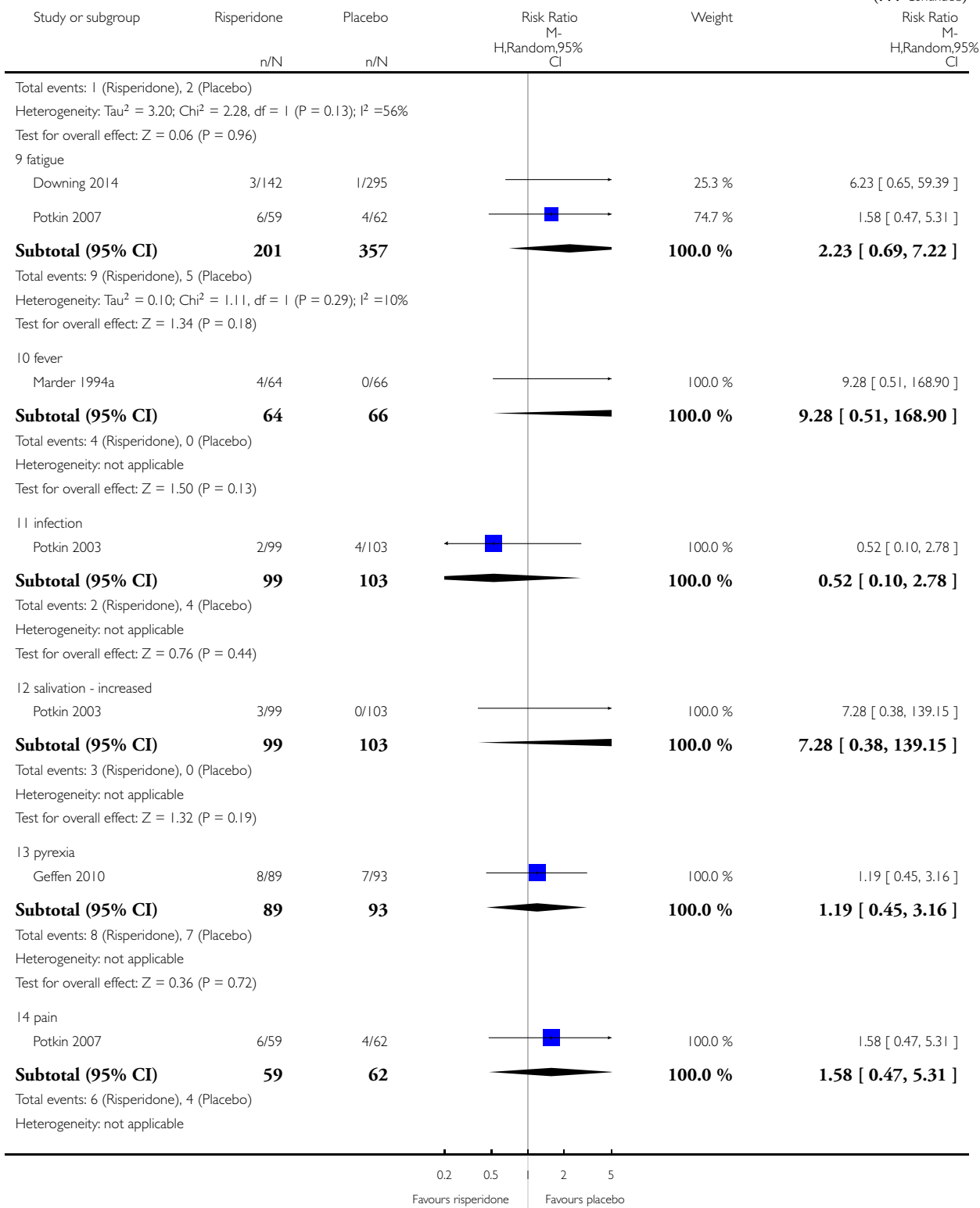
(... Continued)



(Continued ...)

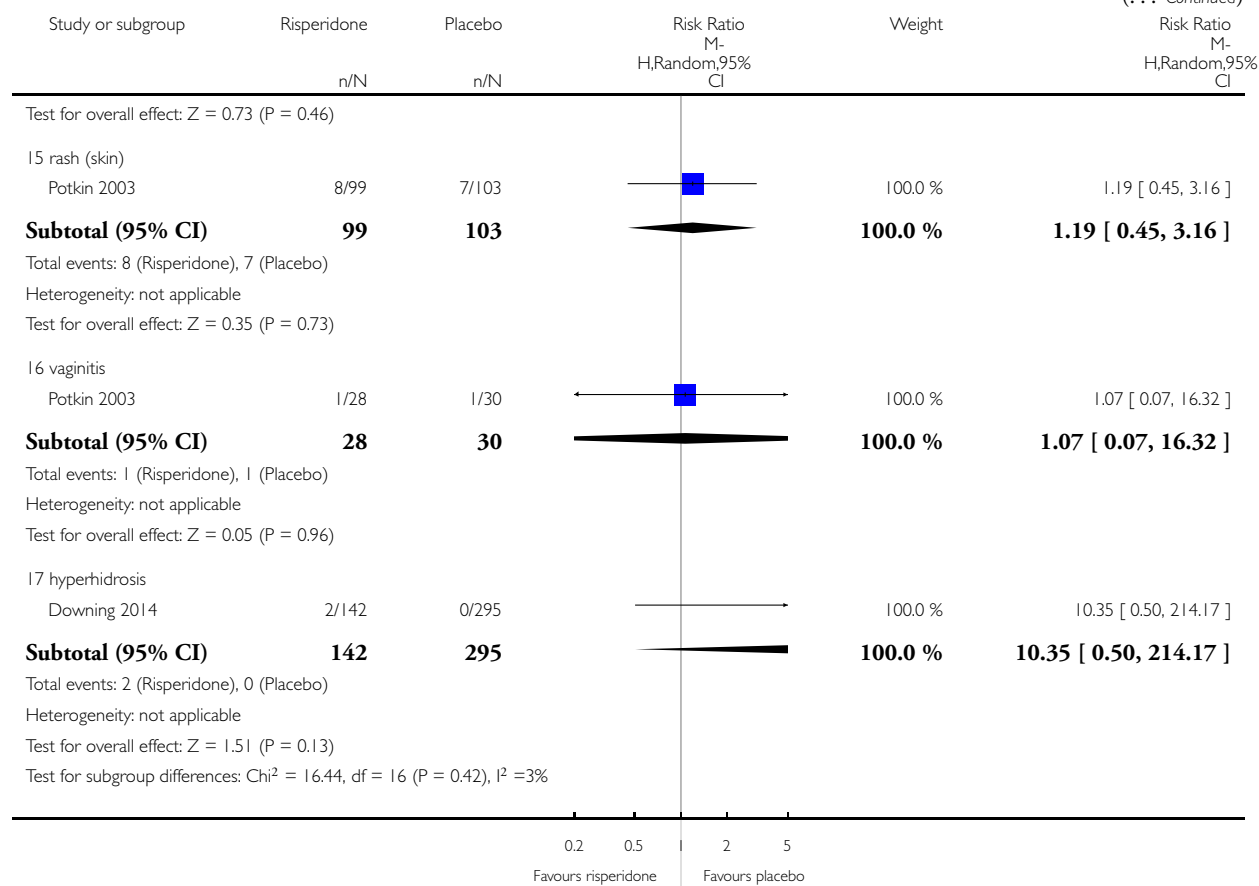


(... Continued)



(Continued ...)

(... Continued)

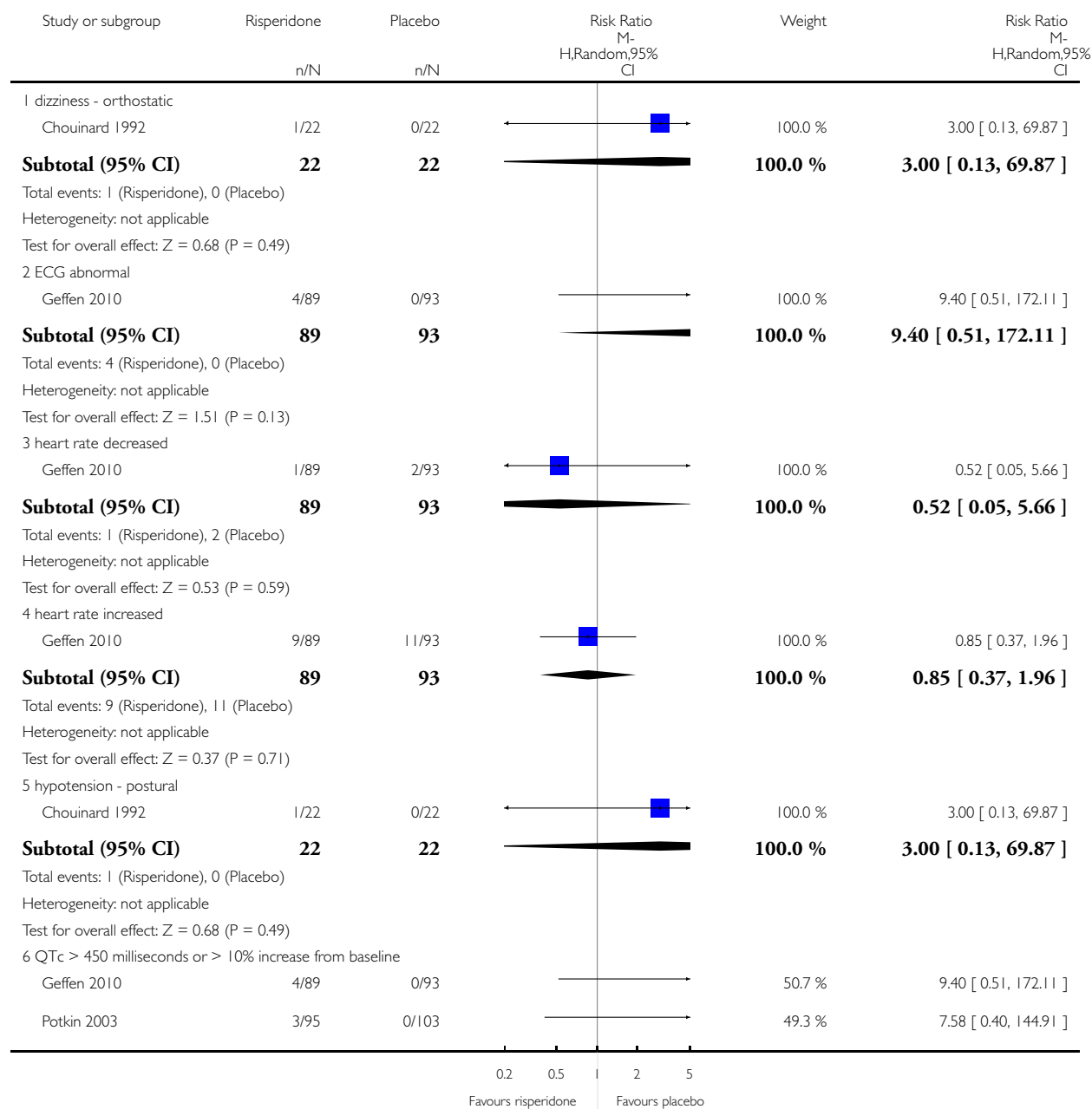


### Analysis 1.12. Comparison 1 RISPERIDONE vs PLACEBO, Outcome 12 Adverse effects: 3. cardiovascular - short term (up to 12 weeks).

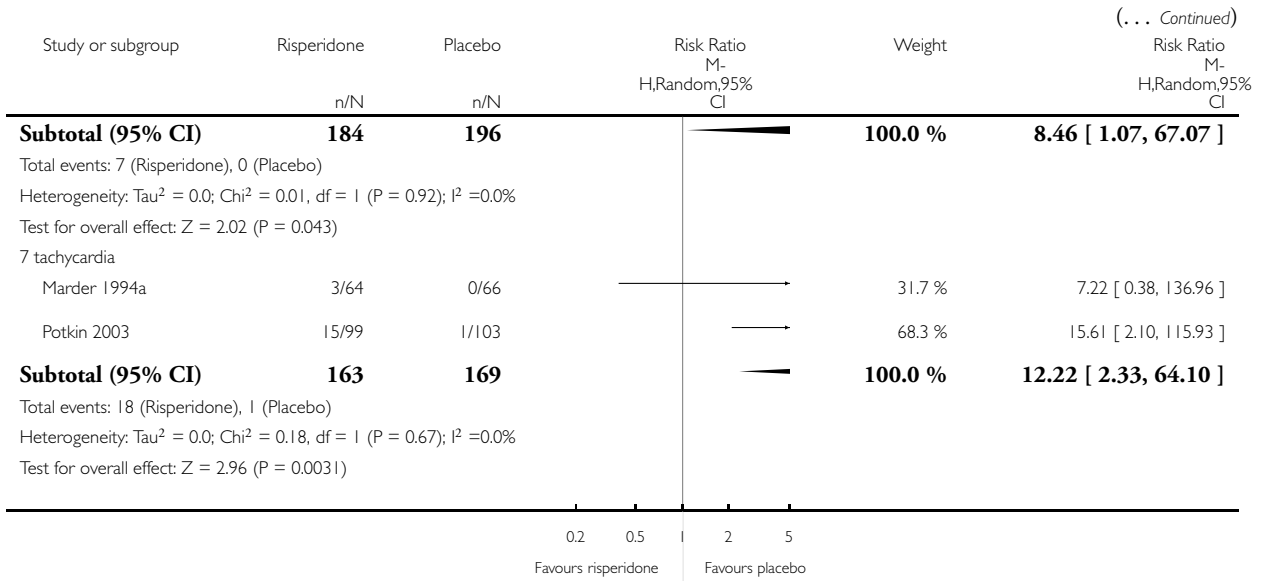
Review: Risperidone versus placebo for schizophrenia

Comparison: 1 RISPERIDONE vs PLACEBO

Outcome: 12 Adverse effects: 3. cardiovascular - short term (up to 12 weeks)



(Continued ...)

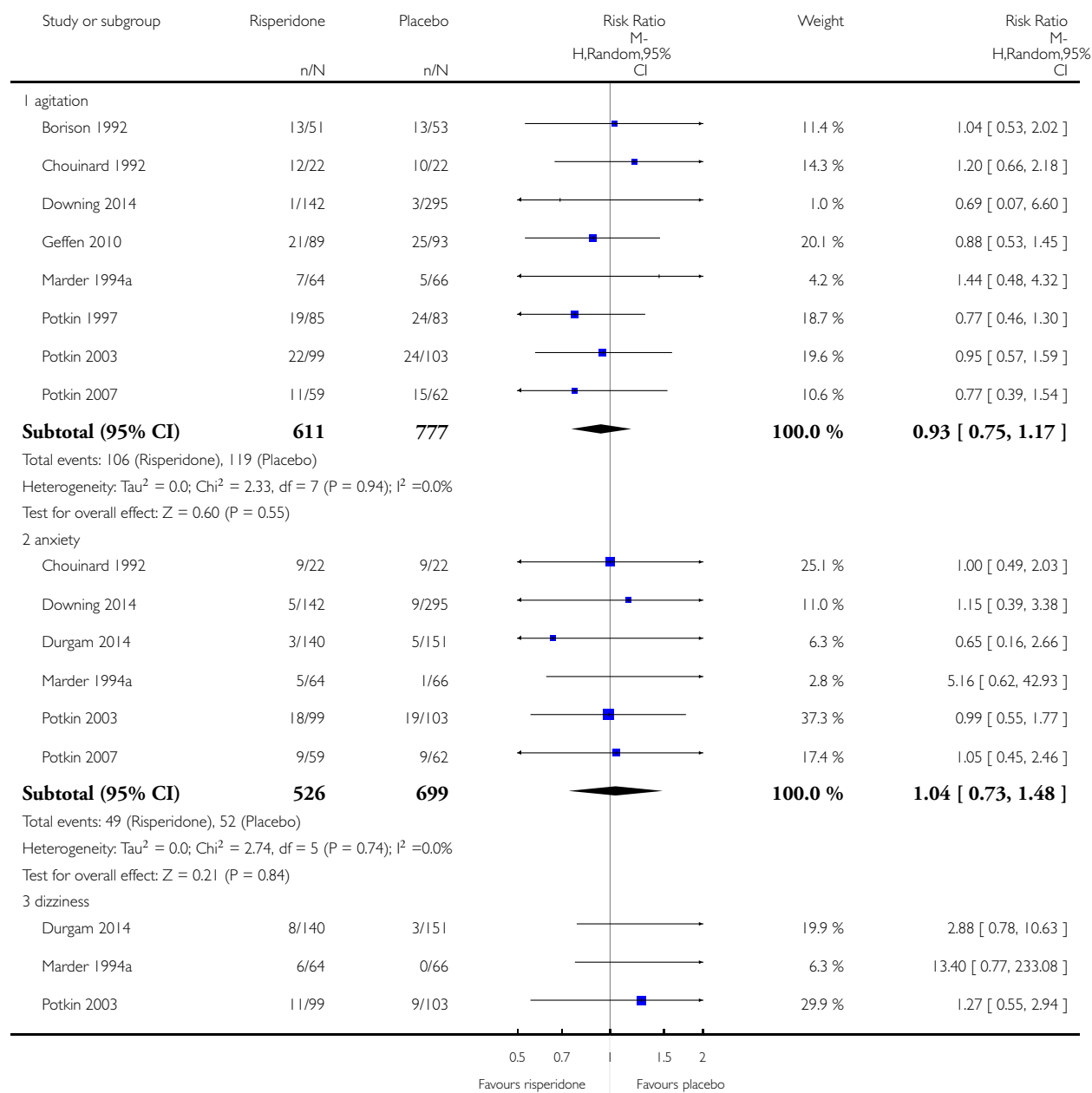


### Analysis 1.13. Comparison 1 RISPERIDONE vs PLACEBO, Outcome 13 Adverse effects: 4. central nervous system - short term (up to 12 weeks).

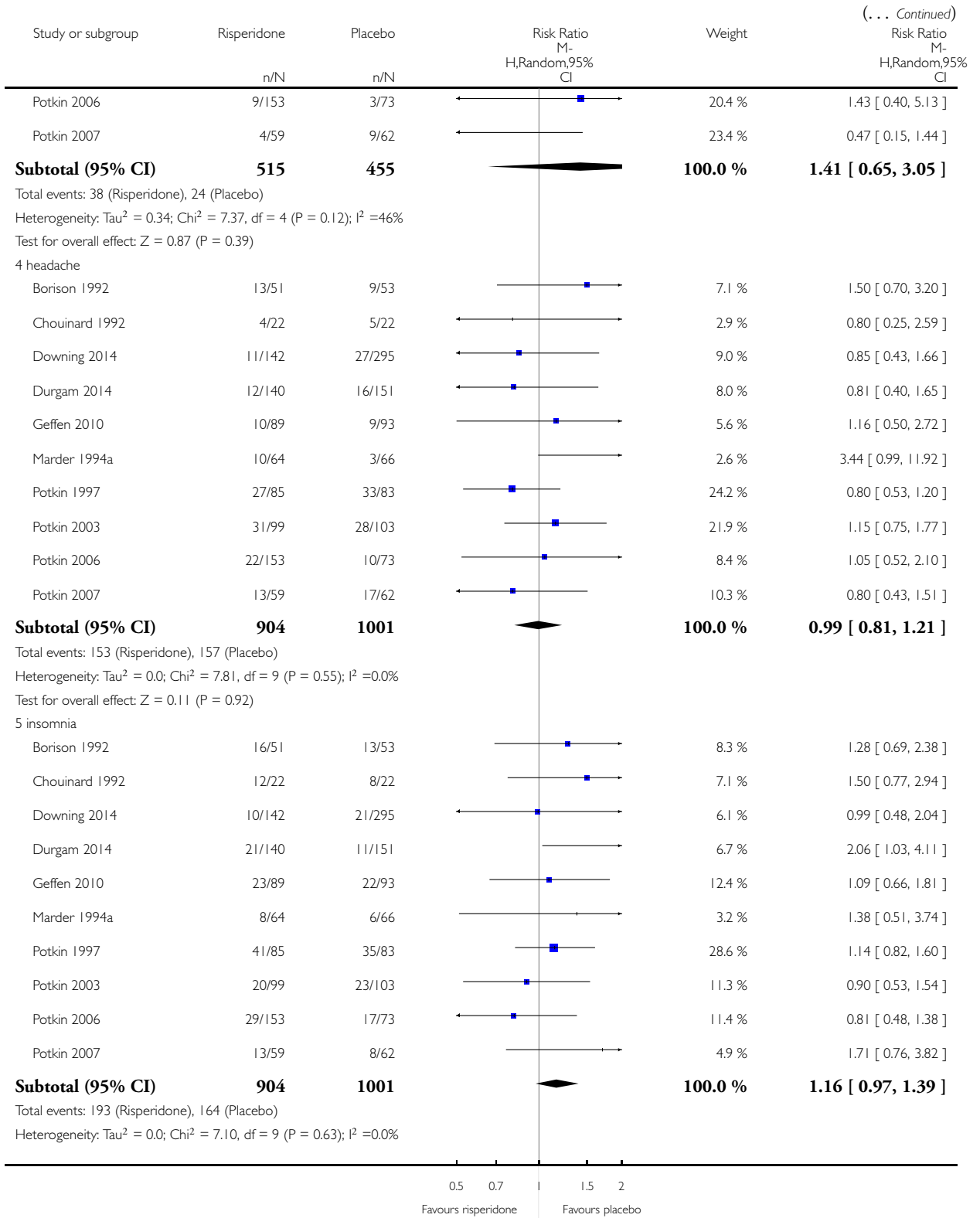
Review: Risperidone versus placebo for schizophrenia

Comparison: 1 RISPERIDONE vs PLACEBO

Outcome: 13 Adverse effects: 4. central nervous system - short term (up to 12 weeks)

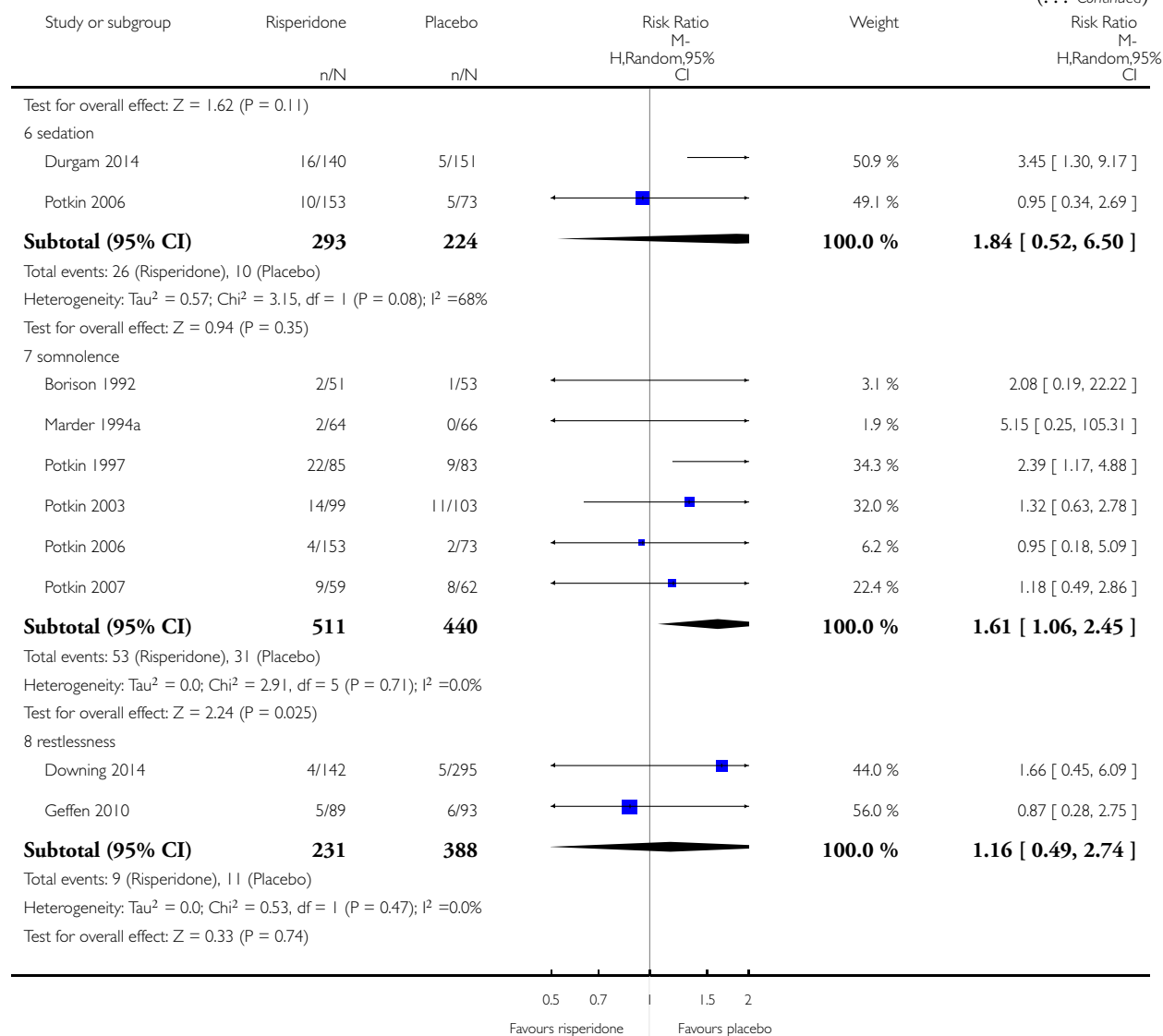


(Continued . . .)



(Continued . . .)

(... Continued)

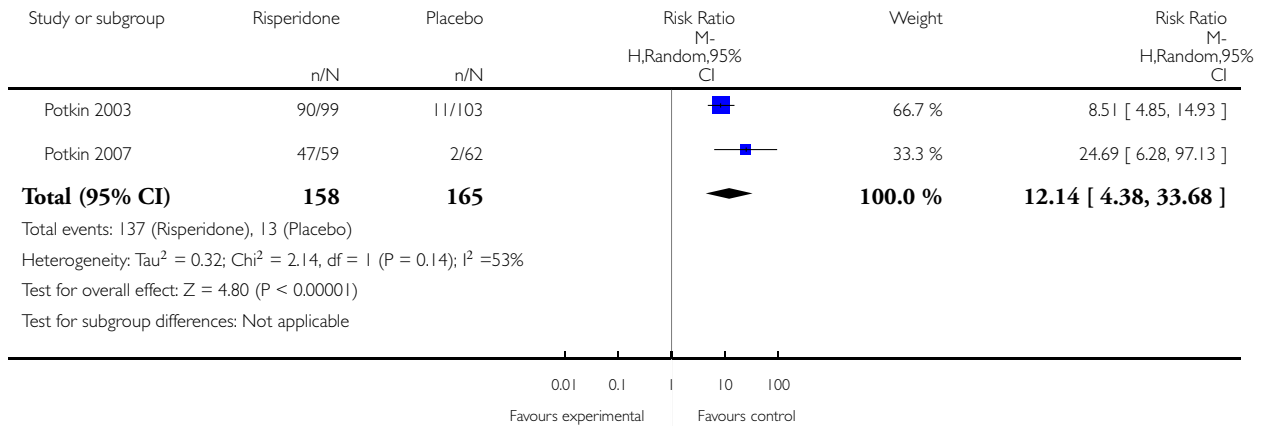


**Analysis 1.14. Comparison 1 RISPERIDONE vs PLACEBO, Outcome 14 Adverse effects: 5. endocrine - serum prolactin increase above reference range (23 ng/ml) - short term (up to 12 weeks).**

Review: Risperidone versus placebo for schizophrenia

Comparison: 1 RISPERIDONE vs PLACEBO

Outcome: 14 Adverse effects: 5. endocrine - serum prolactin increase above reference range (23 ng/ml) - short term (up to 12 weeks)



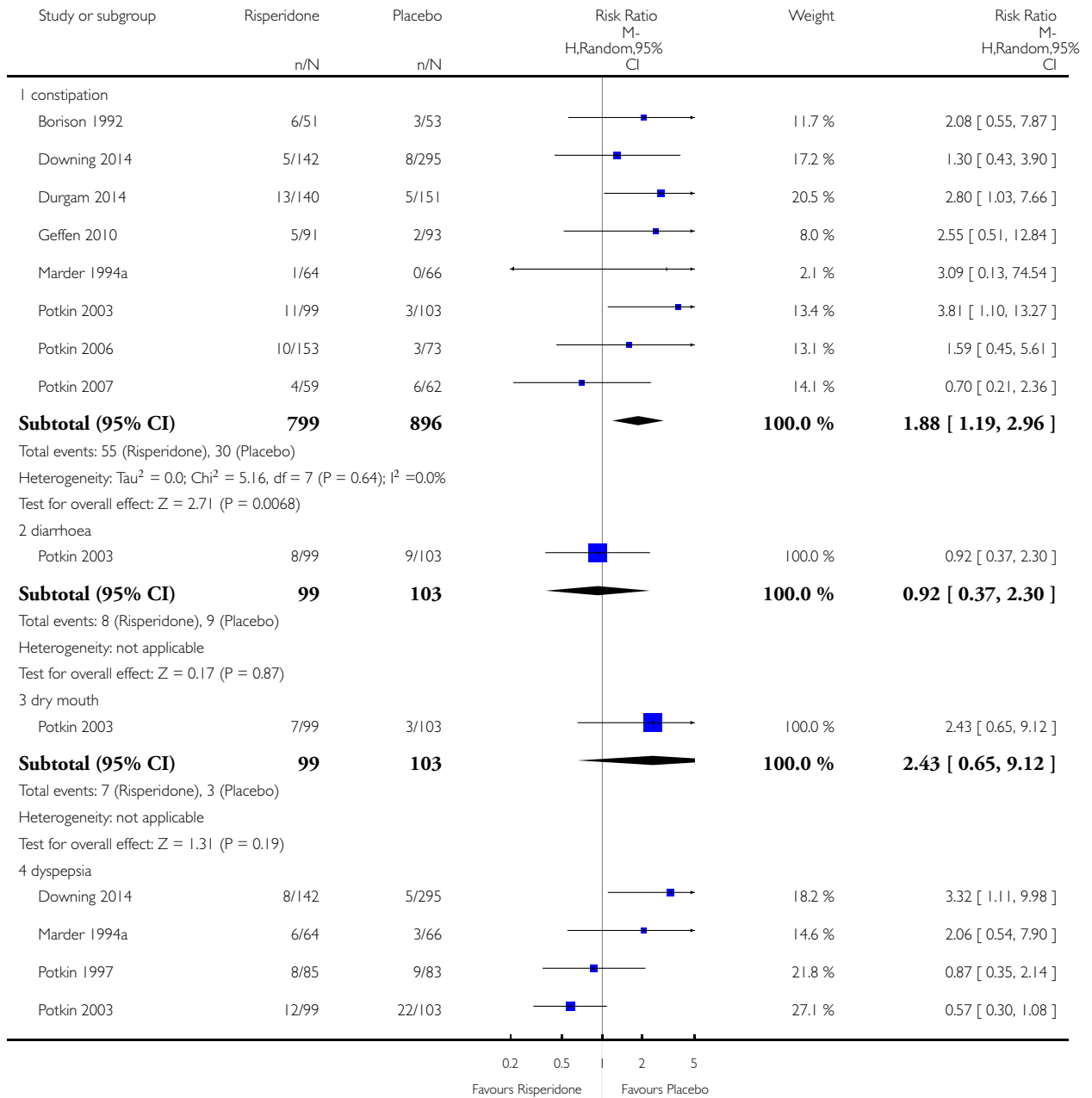


**Analysis 1.15. Comparison 1 RISPERIDONE vs PLACEBO, Outcome 15 Adverse effects: 6. gastrointestinal system - short term (up to 12 weeks).**

Review: Risperidone versus placebo for schizophrenia

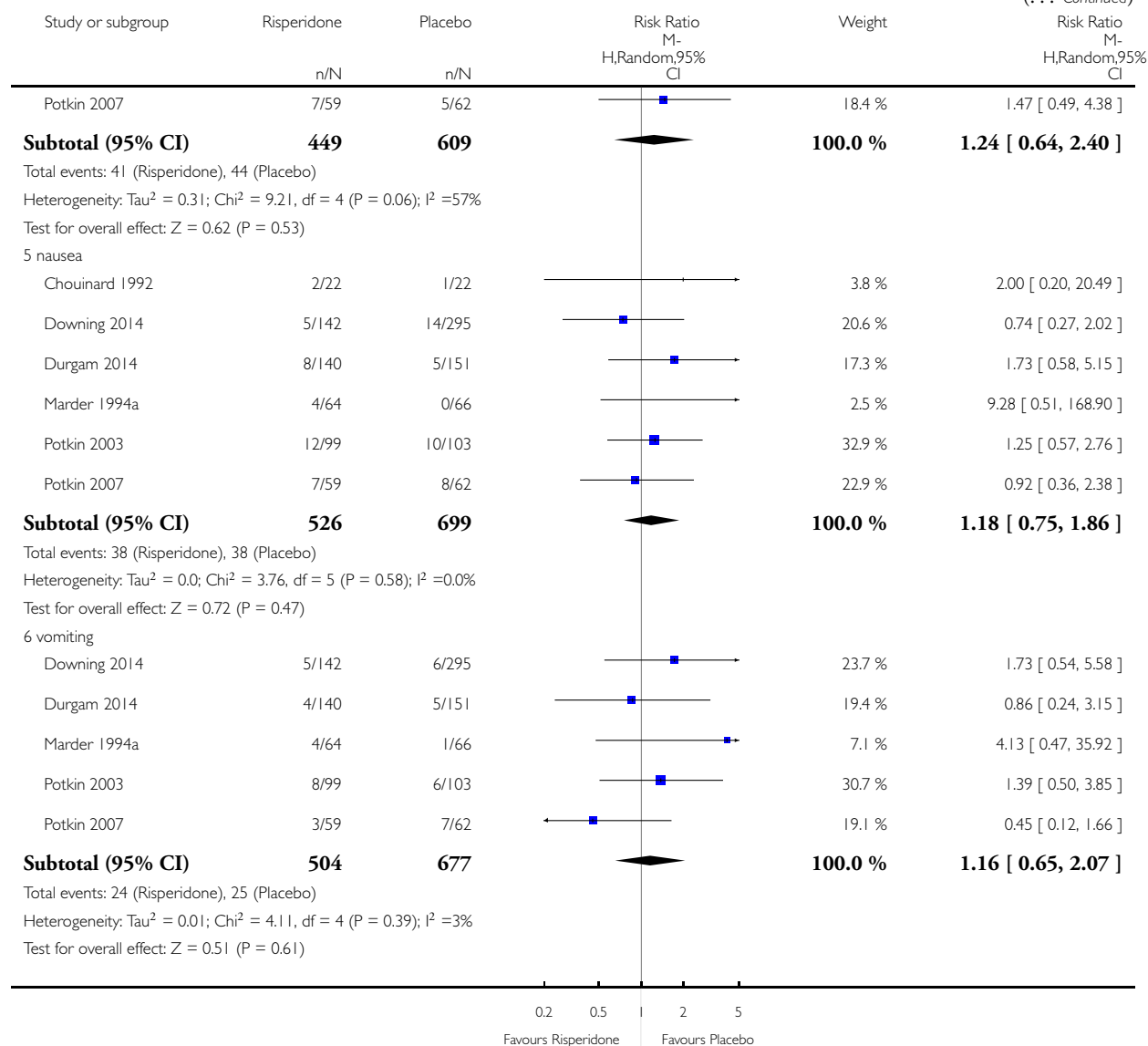
Comparison: 1 RISPERIDONE vs PLACEBO

Outcome: 15 Adverse effects: 6. gastrointestinal system - short term (up to 12 weeks)



(Continued . . .)

(... Continued)

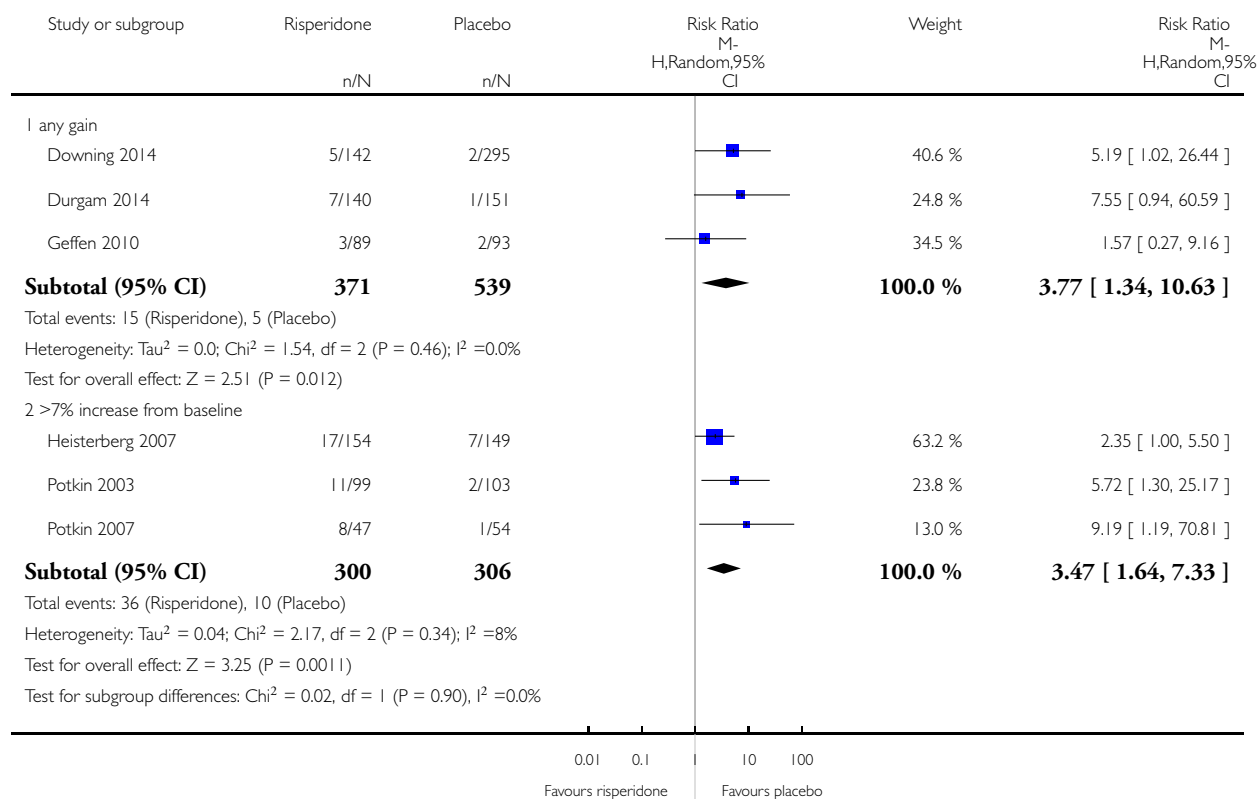


**Analysis 1.16. Comparison 1 RISPERIDONE vs PLACEBO, Outcome 16 Adverse effects: 7a. metabolic - weight gain - short term (up to 12 weeks).**

Review: Risperidone versus placebo for schizophrenia

Comparison: 1 RISPERIDONE vs PLACEBO

Outcome: 16 Adverse effects: 7a. metabolic - weight gain - short term (up to 12 weeks)



**Analysis 1.17. Comparison 1 RISPERIDONE vs PLACEBO, Outcome 17 Adverse effects: 7b. metabolic - skewed data - average change value on lipid profile - short term (up to 12 weeks).**

**Adverse effects: 7b. metabolic - skewed data - average change value on lipid profile - short term (up to 12 weeks)**

Study	Intervention	Mean	SD	N
<b>cholesterol - total</b>				
Durgam 2014	Risperidone	4.6	34.6	140
Durgam 2014	Placebo	-1.3	30.4	151
Heisterberg 2007	Risperidone	-2.2	31.4	154

**Adverse effects: 7b. metabolic - skewed data - average change value on lipid profile - short term (up to 12 weeks) (Continued)**

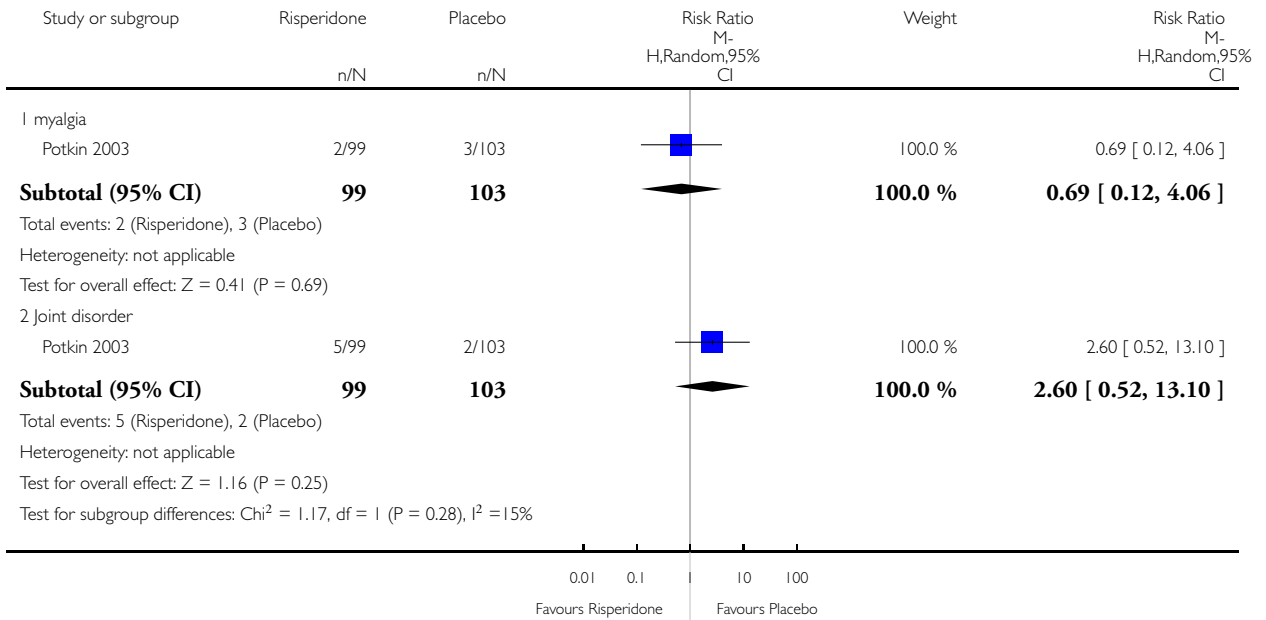
Heisterberg 2007	Placebo	-14.2	32.0	149
<b>HDL</b>				
Durgam 2014	Risperidone	-0.6	10.1	140
Durgam 2014	Placebo	-1.1	9.4	151
Heisterberg 2007	Risperidone	2.1	10.3	154
Heisterberg 2007	Placebo	-0.7	6.8	149
<b>LDL</b>				
Durgam 2014	Risperidone	3.8	30.6	140
Durgam 2014	Placebo	-0.1	25.3	151
Heisterberg 2007	Risperidone	-2.8	28.8	154
Heisterberg 2007	Placebo	-7.5	29.8	149
<b>triglycerides</b>				
Durgam 2014	Risperidone	6.3	84.2	140
Durgam 2014	Placebo	-3.1	59.9	151
Heisterberg 2007	Risperidone	-6.7	136.2	154
Heisterberg 2007	Placebo	-27.9	104.4	149
<b>VLDL</b>				
Heisterberg 2007	Risperidone	-1.4	17.7	154
Heisterberg 2007	Placebo	-3.7	16.9	149

**Analysis 1.18. Comparison 1 RISPERIDONE vs PLACEBO, Outcome 18 Adverse effects: 8. musculoskeletal system - short term (up to 12 weeks).**

Review: Risperidone versus placebo for schizophrenia

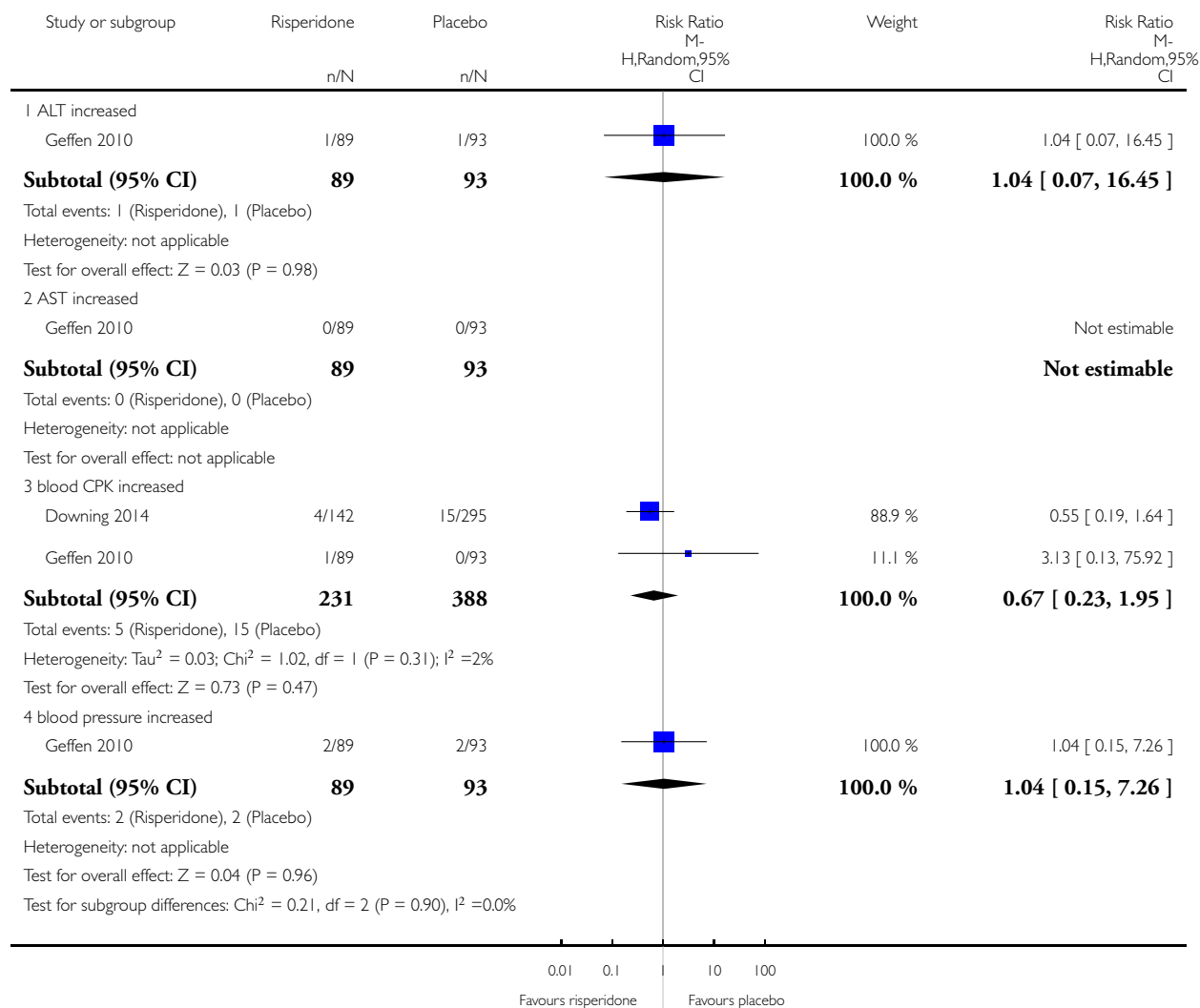
Comparison: 1 RISPERIDONE vs PLACEBO

Outcome: 18 Adverse effects: 8. musculoskeletal system - short term (up to 12 weeks)



**Analysis 1.19. Comparison 1 RISPERIDONE vs PLACEBO, Outcome 19 Adverse effects: 9. physiology - short term (up to 12 weeks).**

Review: Risperidone versus placebo for schizophrenia  
 Comparison: 1 RISPERIDONE vs PLACEBO  
 Outcome: 19 Adverse effects: 9. physiology - short term (up to 12 weeks)

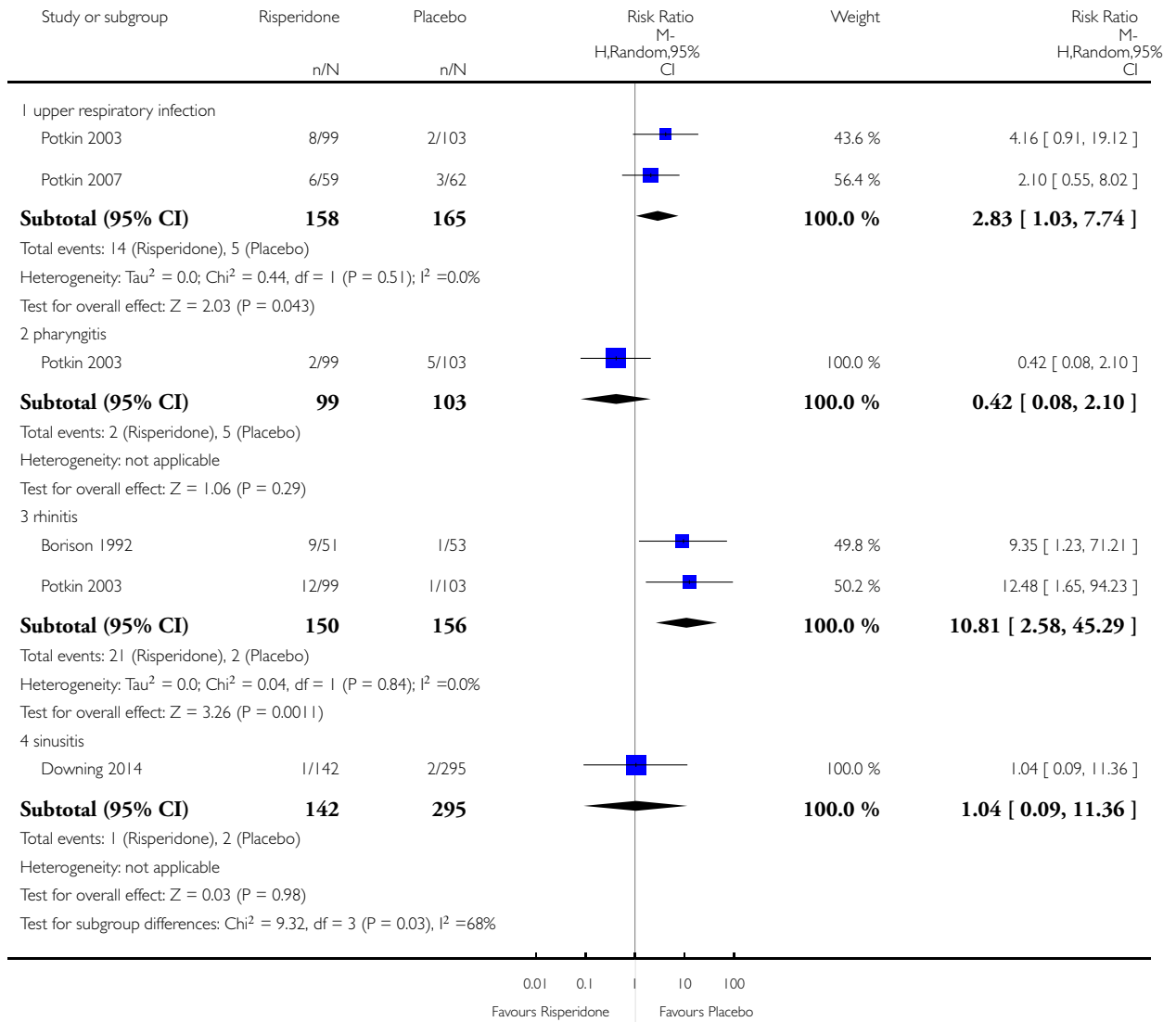


**Analysis 1.20. Comparison 1 RISPERIDONE vs PLACEBO, Outcome 20 Adverse effects: 10. respiratory system - short term (up to 12 weeks).**

Review: Risperidone versus placebo for schizophrenia

Comparison: 1 RISPERIDONE vs PLACEBO

Outcome: 20 Adverse effects: 10. respiratory system - short term (up to 12 weeks)

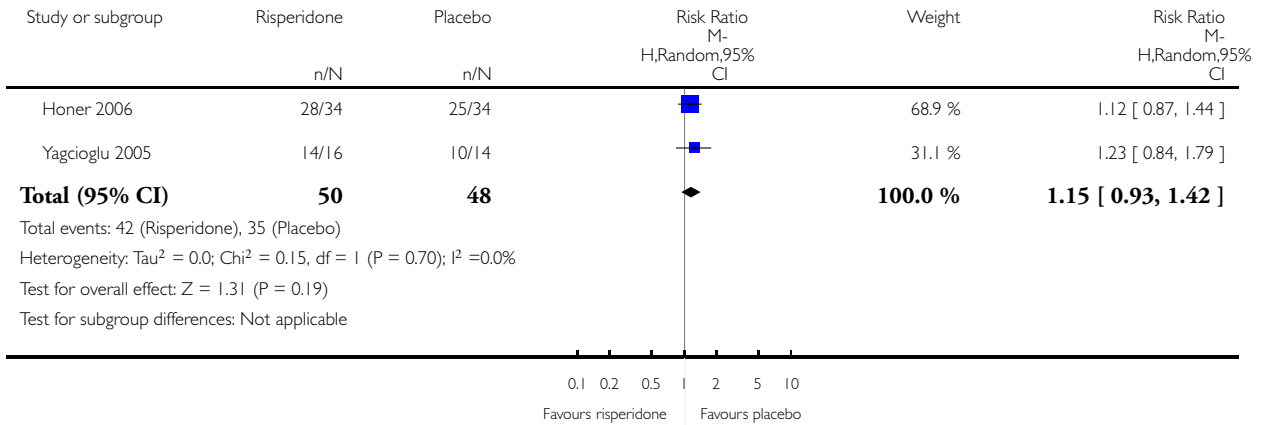


**Analysis 2.1. Comparison 2 RISPERIDONE + CLOZAPINE vs PLACEBO + CLOZAPINE, Outcome 1 Mental state: no clinically significant response in psychotic symptoms (defined by PANSS/BPRS<20% decline) - short term (up to 12 weeks).**

Review: Risperidone versus placebo for schizophrenia

Comparison: 2 RISPERIDONE + CLOZAPINE vs PLACEBO + CLOZAPINE

Outcome: 1 Mental state: no clinically significant response in psychotic symptoms (defined by PANSS/BPRS<20% decline) - short term (up to 12 weeks)



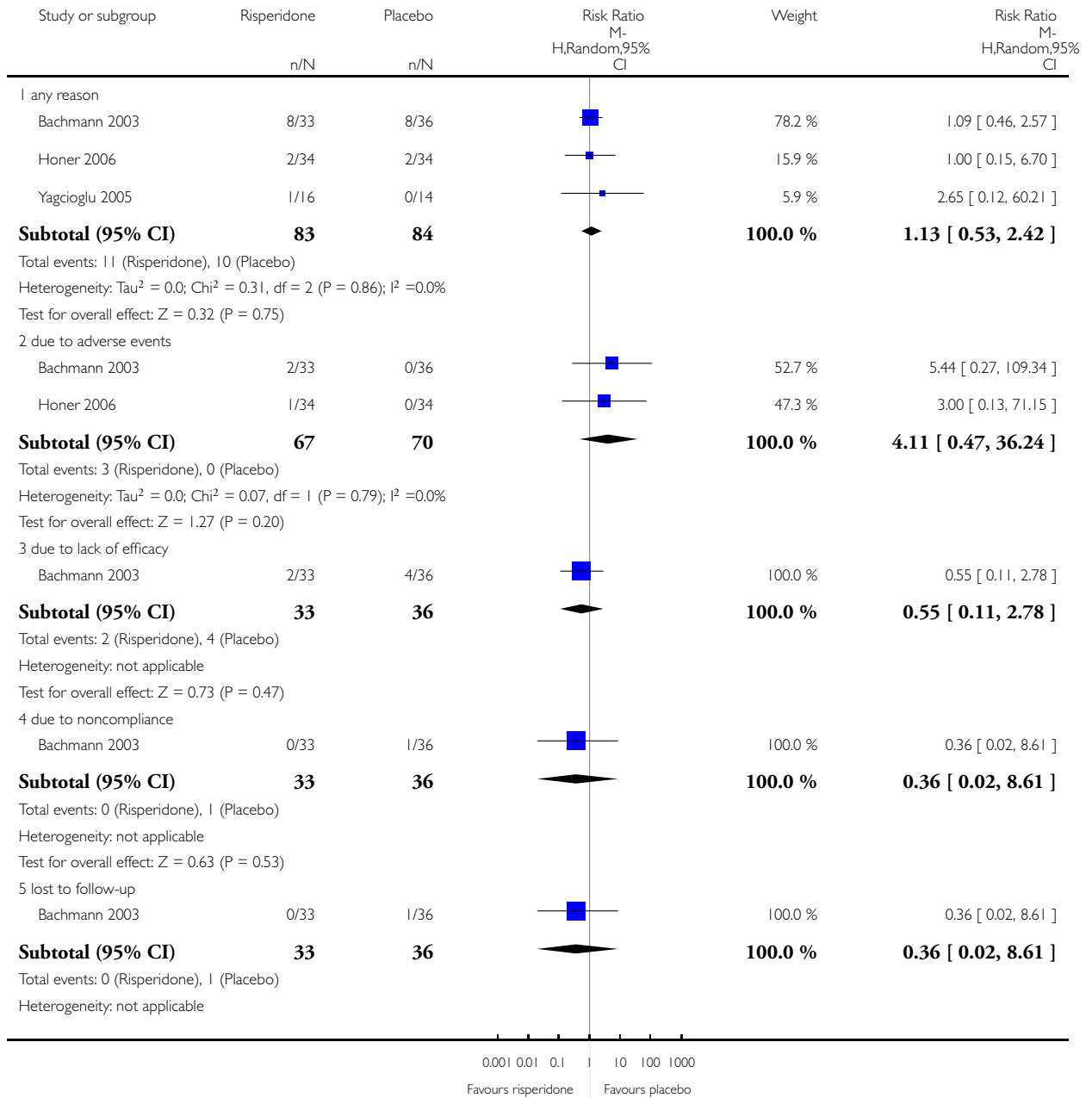


**Analysis 2.2. Comparison 2 RISPERIDONE + CLOZAPINE vs PLACEBO + CLOZAPINE, Outcome 2  
Leaving the study early - short term (up to 12 weeks).**

Review: Risperidone versus placebo for schizophrenia

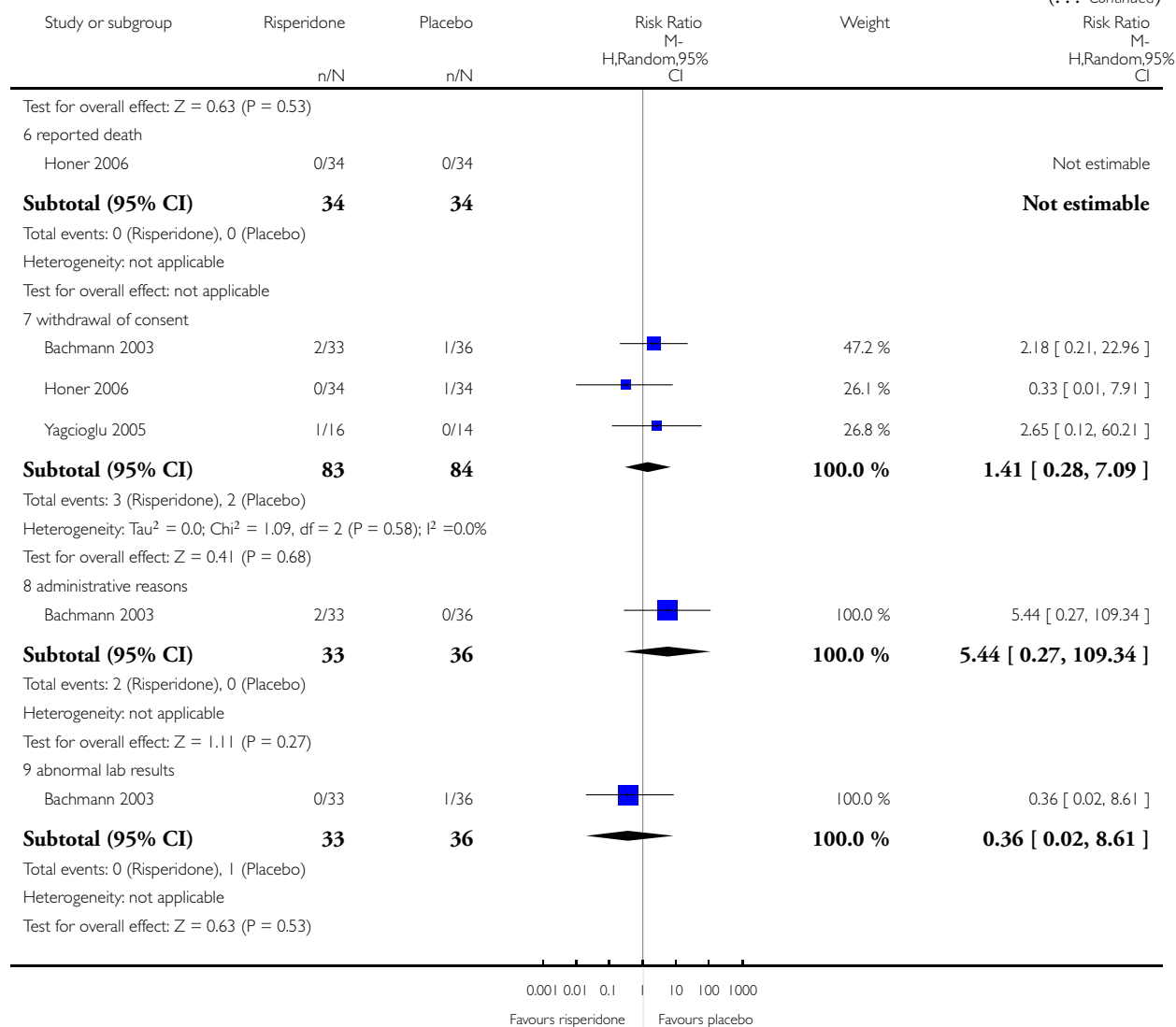
Comparison: 2 RISPERIDONE + CLOZAPINE vs PLACEBO + CLOZAPINE

Outcome: 2 Leaving the study early - short term (up to 12 weeks)



(Continued . . .)

(... Continued)

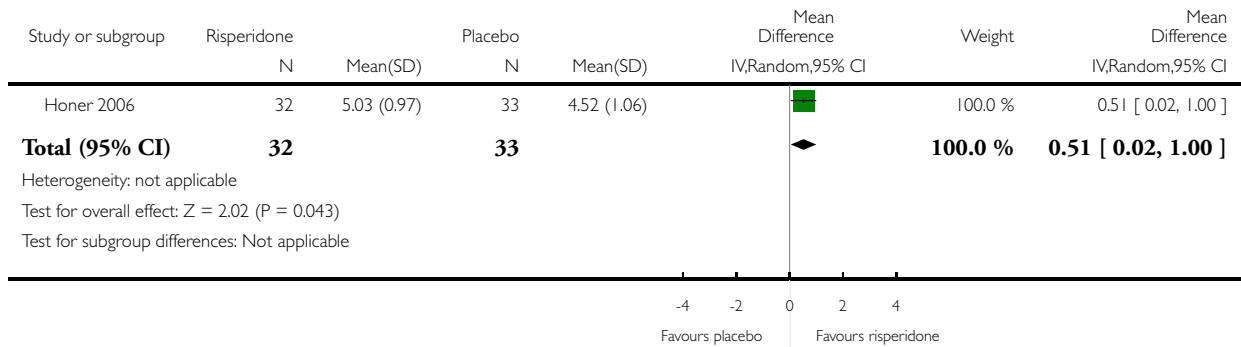


**Analysis 2.3. Comparison 2 RISPERIDONE + CLOZAPINE vs PLACEBO + CLOZAPINE, Outcome 3**  
**Global state: 1. average endpoint scores of CGI severity scale (high=poor) - short term (up to 12 weeks).**

Review: Risperidone versus placebo for schizophrenia

Comparison: 2 RISPERIDONE + CLOZAPINE vs PLACEBO + CLOZAPINE

Outcome: 3 Global state: 1. average endpoint scores of CGI severity scale (high=poor) - short term (up to 12 weeks)

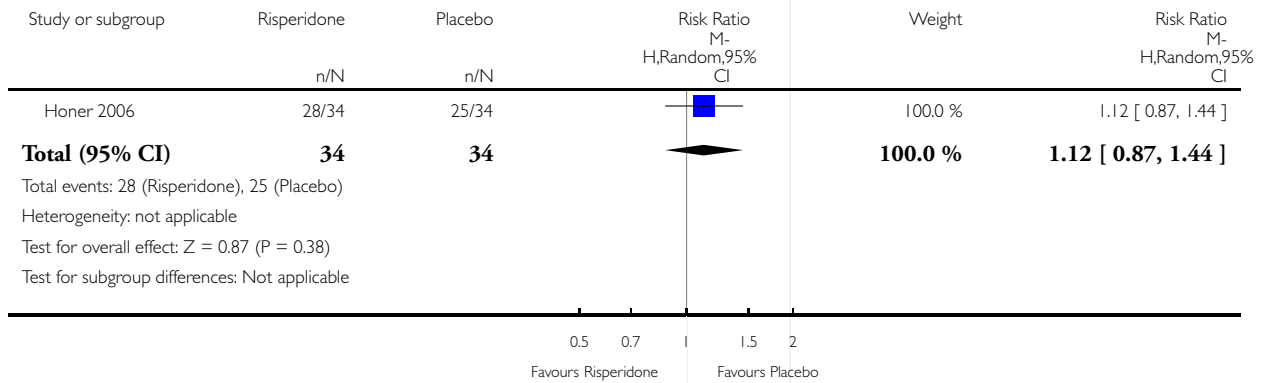


**Analysis 2.4. Comparison 2 RISPERIDONE + CLOZAPINE vs PLACEBO + CLOZAPINE, Outcome 4**  
**Global state: 2. no significant clinical improvement CGI - short term (up to 12 weeks).**

Review: Risperidone versus placebo for schizophrenia

Comparison: 2 RISPERIDONE + CLOZAPINE vs PLACEBO + CLOZAPINE

Outcome: 4 Global state: 2. no significant clinical improvement CGI - short term (up to 12 weeks)

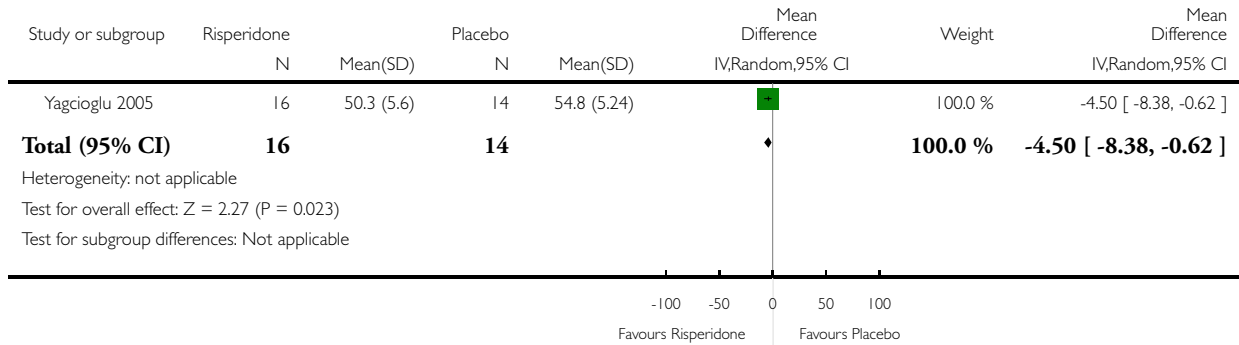


**Analysis 2.5. Comparison 2 RISPERIDONE + CLOZAPINE vs PLACEBO + CLOZAPINE, Outcome 5  
Global state: 3. general functioning - average endpoint GAF score (high=good) - short term (up to 12 weeks).**

Review: Risperidone versus placebo for schizophrenia

Comparison: 2 RISPERIDONE + CLOZAPINE vs PLACEBO + CLOZAPINE

Outcome: 5 Global state: 3. general functioning - average endpoint GAF score (high=good) - short term (up to 12 weeks)

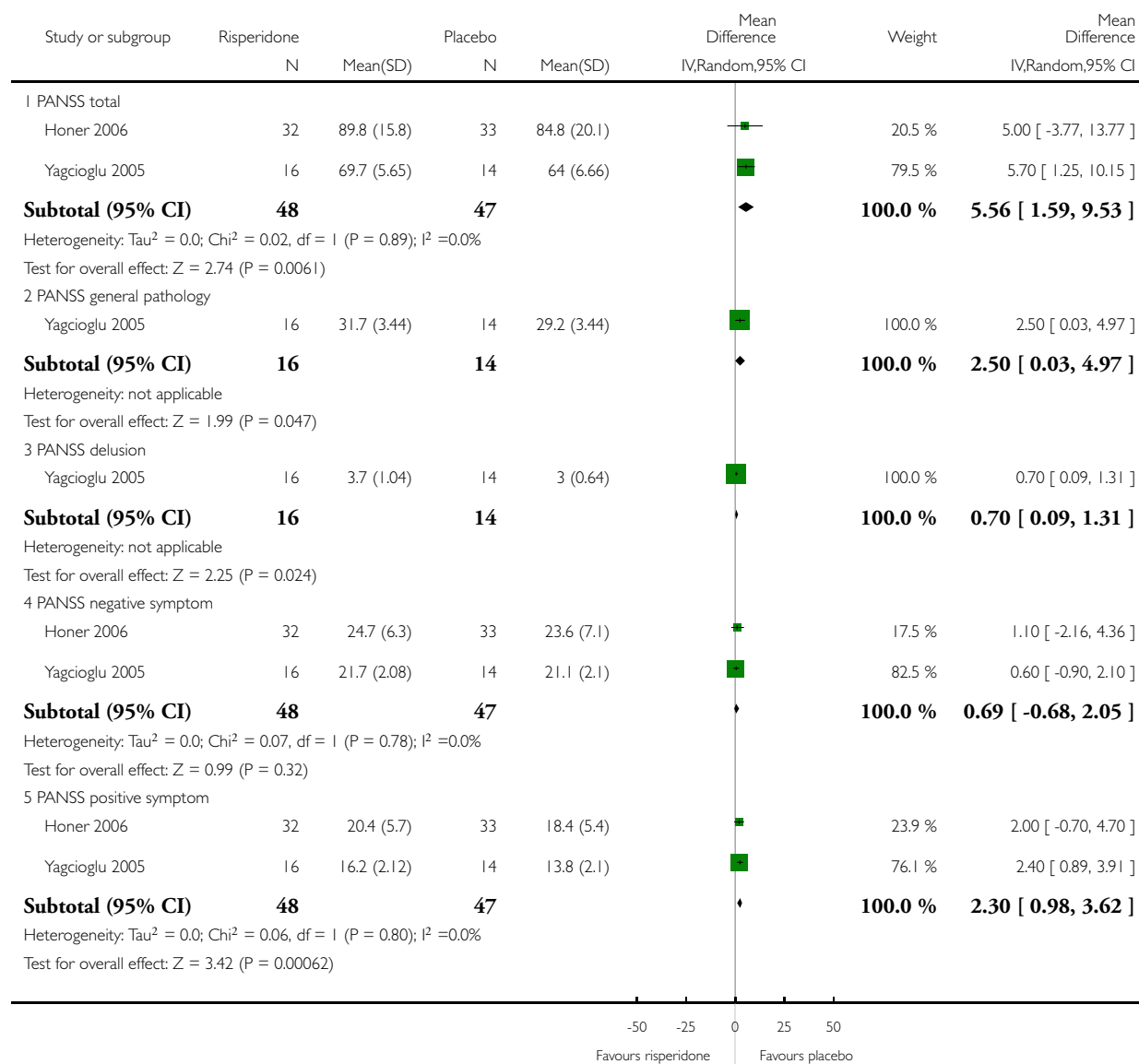


**Analysis 2.6. Comparison 2 RISPERIDONE + CLOZAPINE vs PLACEBO + CLOZAPINE, Outcome 6 Mental state: I. average endpoint scores on various scales on psychotic symptoms (high=poor) - short term (up to 12 weeks).**

Review: Risperidone versus placebo for schizophrenia

Comparison: 2 RISPERIDONE + CLOZAPINE vs PLACEBO + CLOZAPINE

Outcome: 6 Mental state: I. average endpoint scores on various scales on psychotic symptoms (high=poor) - short term (up to 12 weeks)

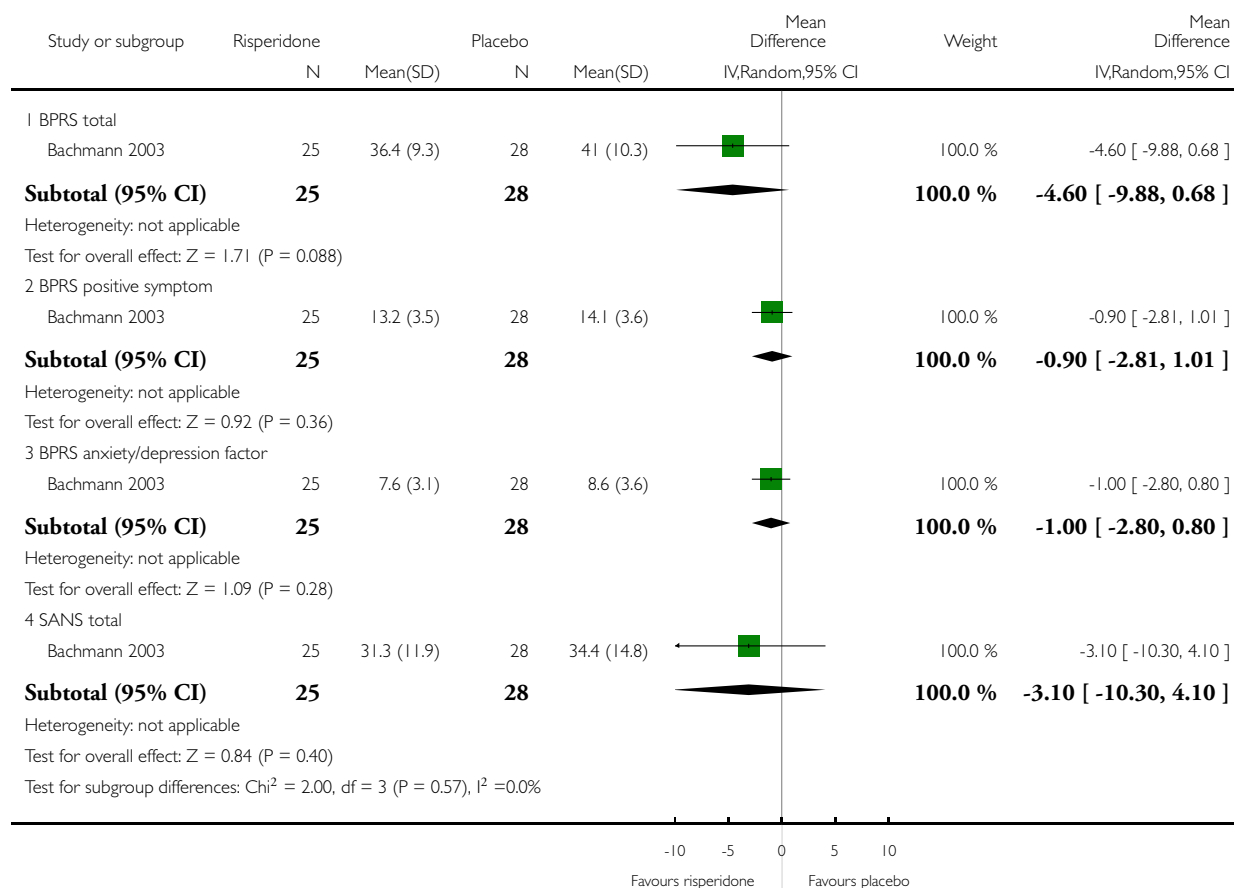


**Analysis 2.7. Comparison 2 RISPERIDONE + CLOZAPINE vs PLACEBO + CLOZAPINE, Outcome 7  
Mental state: 2. average endpoint scores on various scales on psychotic symptoms (high=poor) - medium term  
(up to 26 weeks).**

Review: Risperidone versus placebo for schizophrenia

Comparison: 2 RISPERIDONE + CLOZAPINE vs PLACEBO + CLOZAPINE

Outcome: 7 Mental state: 2. average endpoint scores on various scales on psychotic symptoms (high=poor) - medium term (up to 26 weeks)



**Analysis 2.8. Comparison 2 RISPERIDONE + CLOZAPINE vs PLACEBO + CLOZAPINE, Outcome 8  
Mental state: 3. skewed data - short term (up to 12 weeks).**

Mental state: 3. skewed data - short term (up to 12 weeks)

Study	Intervention	Mean	SD	N
<b>average endpoint score of CDS total (high=poor)</b>				
Yagcioglu 2005	Risperidone	1.6	2	16

**Mental state: 3. skewed data - short term (up to 12 weeks)** (Continued)

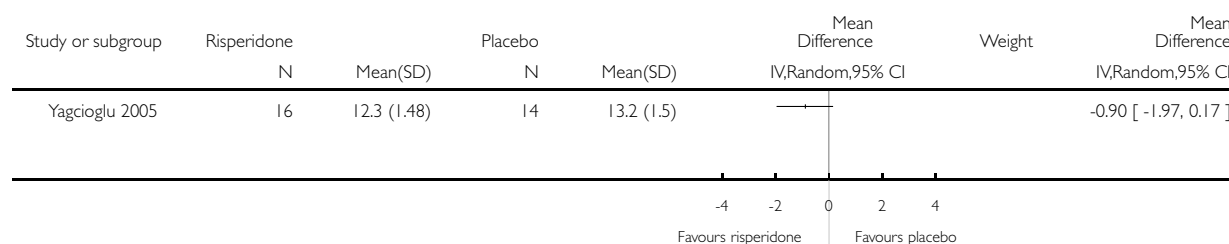
Yagcioglu 2005	Placebo	1.4	1.9	14
<b>average endpoint score on verbal working memory (SD, high=good)</b>				
Honer 2006	Risperidone	0.08	0.99	152
Honer 2006	Placebo	0.14	0.83	71

**Analysis 2.9. Comparison 2 RISPERIDONE + CLOZAPINE vs PLACEBO + CLOZAPINE, Outcome 9 Adverse effects: 1a. extrapyramidal - average endpoint SAS score - short term (up to 12 weeks).**

Review: Risperidone versus placebo for schizophrenia

Comparison: 2 RISPERIDONE + CLOZAPINE vs PLACEBO + CLOZAPINE

Outcome: 9 Adverse effects: 1a. extrapyramidal - average endpoint SAS score - short term (up to 12 weeks)



**Analysis 2.10. Comparison 2 RISPERIDONE + CLOZAPINE vs PLACEBO + CLOZAPINE, Outcome 10 Adverse effects: 1b. extrapyramidal - skewed data (various scales) - short term (up to 12 weeks).**

Adverse effects: 1b. extrapyramidal - skewed data (various scales) - short term (up to 12 weeks)

Study	Intervention	Mean	SD	N
<b>average endpoint score of AIMS</b>				
Yagcioglu 2005	Risperidone	1.3	0.88	16
Yagcioglu 2005	Placebo	1.0	0.86	14
<b>average change score of Barnes akathisia rating scale</b>				
Honer 2006	Risperidone	0.5	0.7	32

**Adverse effects: 1b. extrapyramidal - skewed data (various scales) - short term (up to 12 weeks)** (Continued)

Honer 2006	Placebo	0.4	0.8	33
Yagcioglu 2005	Risperidone	0.18	0.6	16
Yagcioglu 2005	Placebo	0.72	0.6	14
<b>average change score of ESRS</b>				
Honer 2006	Risperidone	9.3	6.9	32
Honer 2006	Placebo	7.8	7.0	32
<b>average change score of ESRS - dystonia</b>				
Honer 2006	Risperidone	0.2	0.7	32
Honer 2006	Placebo	0.1	0.5	33
<b>average change score of ESRS - dyskinesia</b>				
Honer 2006	Risperidone	2.4	4.1	32
Honer 2006	Placebo	2.1	4.2	33
<b>average change score of ESRS - parkinsonism</b>				
Honer 2006	Risperidone	6.7	4.3	32
Honer 2006	Placebo	5.5	4	32

**Analysis 2.11. Comparison 2 RISPERIDONE + CLOZAPINE vs PLACEBO + CLOZAPINE, Outcome 11**  
**Adverse effects: 1c. extrapyramidal - skewed data (various scales) - medium term (up to 26 weeks).**

**Adverse effects: 1c. extrapyramidal - skewed data (various scales) - medium term (up to 26 weeks)**

Study	Intervention	Mean	SD	N
<b>average endpoint score of AIMS</b>				
Bachmann 2003	Risperidone	3.5	5.5	25
Bachmann 2003	Placebo	2.2	2.8	28
<b>average endpoint score of SAS</b>				
Bachmann 2003	Risperidone	1.8	3.4	25

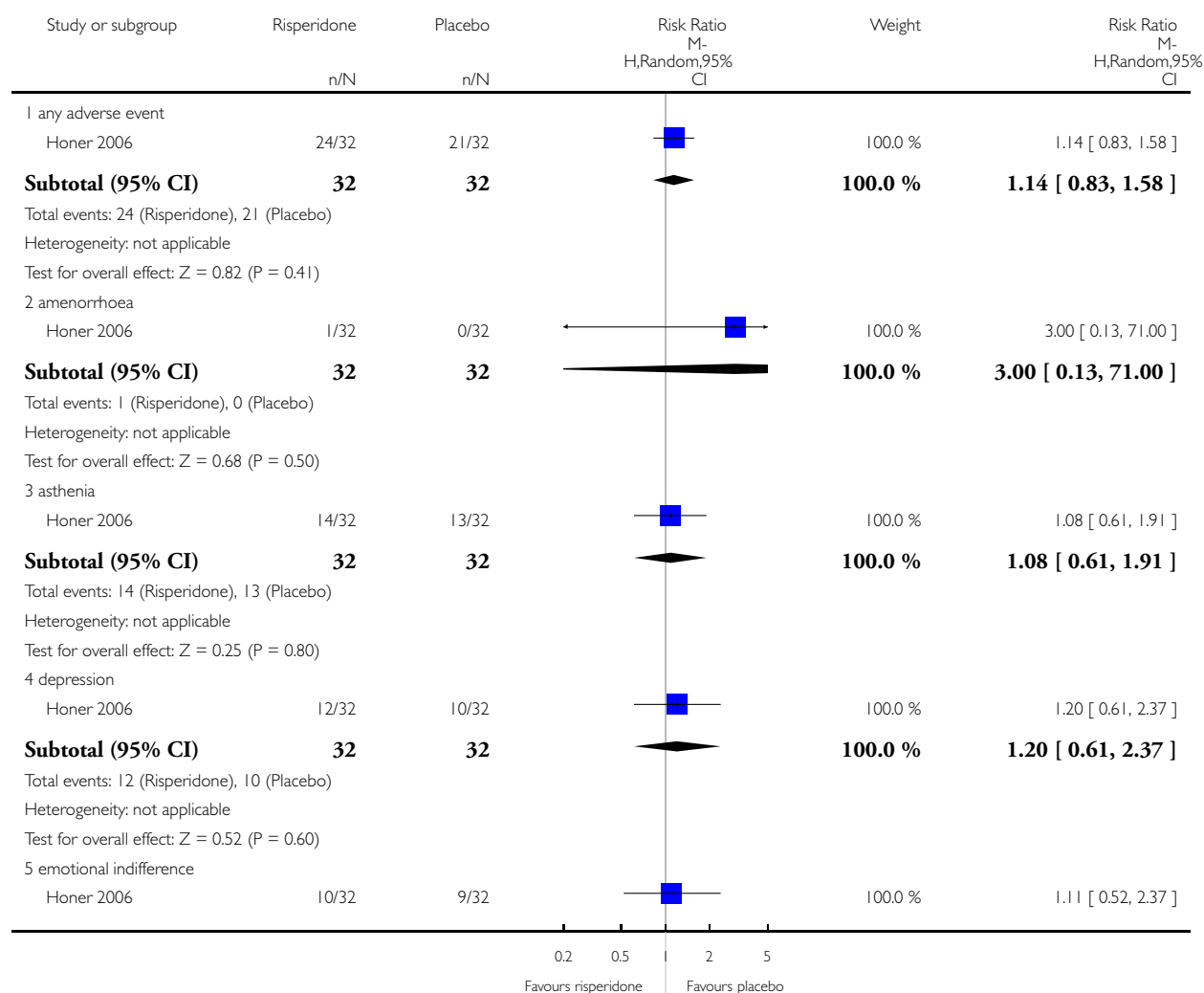


Adverse effects: 1c. extrapyramidal - skewed data (various scales) - medium term (up to 26 weeks) (Continued)

Bachmann 2003	Placebo	1.8	2.5	28
---------------	---------	-----	-----	----

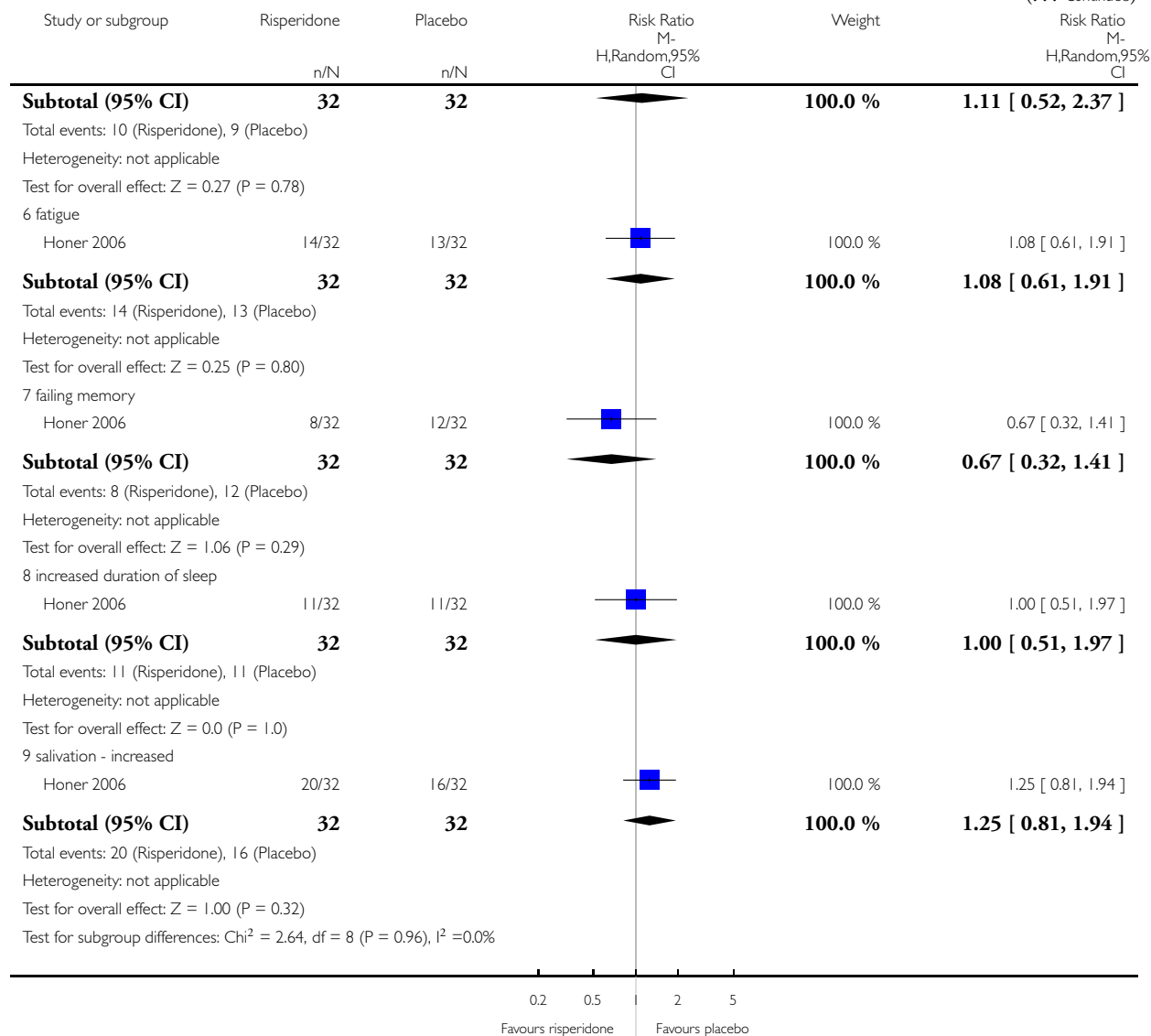
**Analysis 2.12. Comparison 2 RISPERIDONE + CLOZAPINE vs PLACEBO + CLOZAPINE, Outcome 12 Adverse effects: 2. any adverse event - short term (up to 12 weeks).**

Review: Risperidone versus placebo for schizophrenia  
 Comparison: 2 RISPERIDONE + CLOZAPINE vs PLACEBO + CLOZAPINE  
 Outcome: 12 Adverse effects: 2. any adverse event - short term (up to 12 weeks)



(Continued ...)

(... Continued)

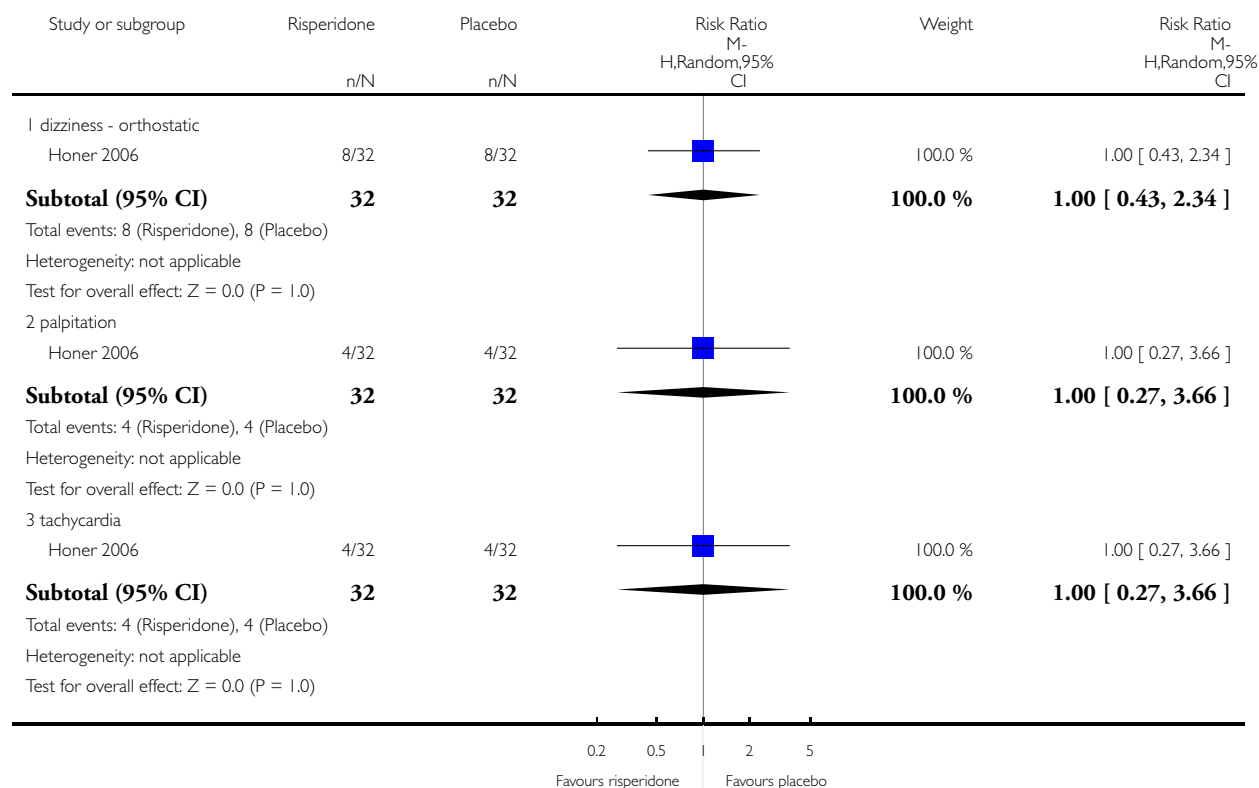


**Analysis 2.13. Comparison 2 RISPERIDONE + CLOZAPINE vs PLACEBO + CLOZAPINE, Outcome 13  
Adverse effects: 3a. cardiovascular - short term (up to 12 weeks).**

Review: Risperidone versus placebo for schizophrenia

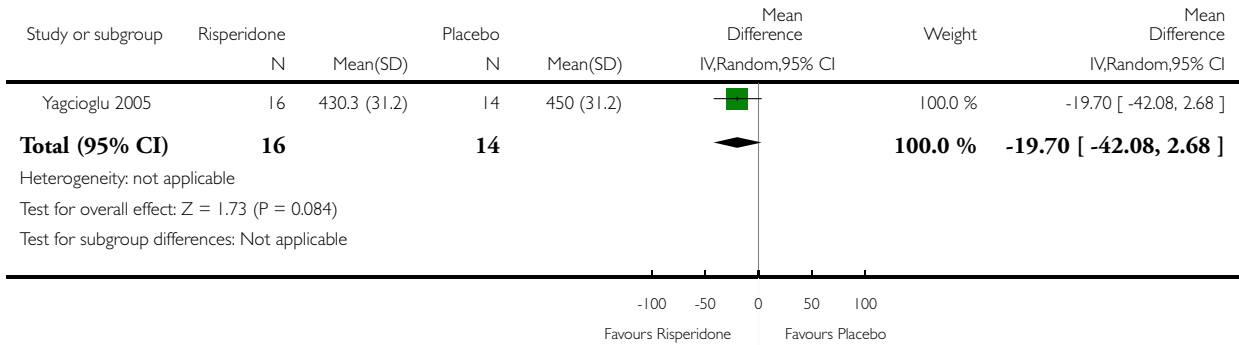
Comparison: 2 RISPERIDONE + CLOZAPINE vs PLACEBO + CLOZAPINE

Outcome: 13 Adverse effects: 3a. cardiovascular - short term (up to 12 weeks)



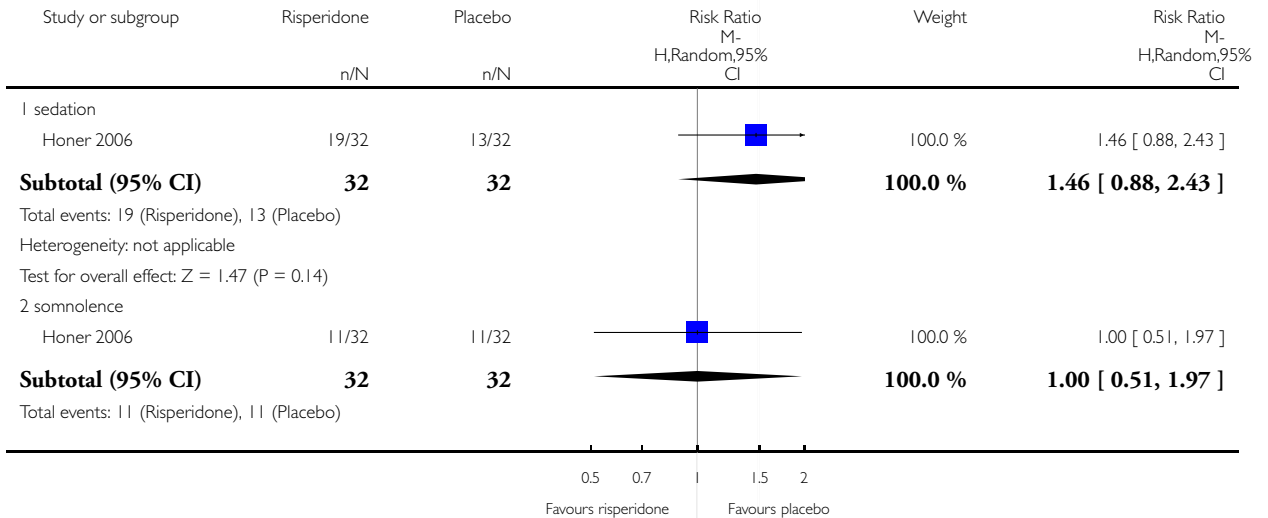
**Analysis 2.14. Comparison 2 RISPERIDONE + CLOZAPINE vs PLACEBO + CLOZAPINE, Outcome 14  
Adverse effects: 3b. cardiovascular - QTc interval - short term (up to 12 weeks).**

Review: Risperidone versus placebo for schizophrenia  
 Comparison: 2 RISPERIDONE + CLOZAPINE vs PLACEBO + CLOZAPINE  
 Outcome: 14 Adverse effects: 3b. cardiovascular - QTc interval - short term (up to 12 weeks)



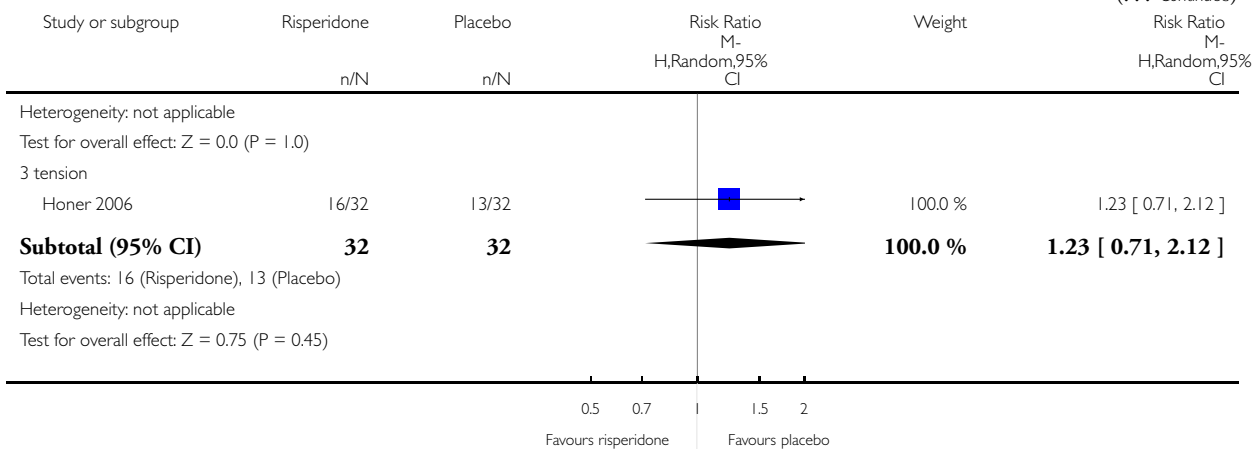
**Analysis 2.15. Comparison 2 RISPERIDONE + CLOZAPINE vs PLACEBO + CLOZAPINE, Outcome 15  
Adverse effects: 4. central nervous system - short term (up to 12 weeks).**

Review: Risperidone versus placebo for schizophrenia  
 Comparison: 2 RISPERIDONE + CLOZAPINE vs PLACEBO + CLOZAPINE  
 Outcome: 15 Adverse effects: 4. central nervous system - short term (up to 12 weeks)



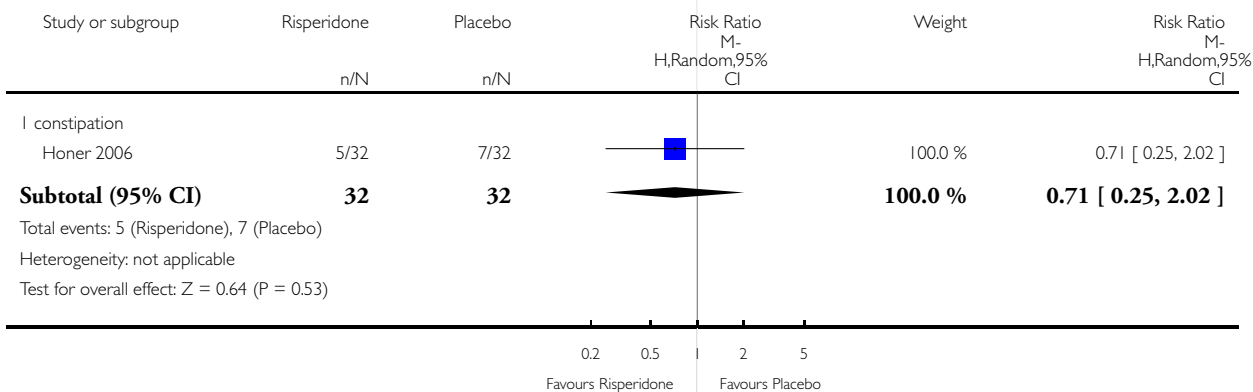
(Continued ...)

(... Continued)



**Analysis 2.16. Comparison 2 RISPERIDONE + CLOZAPINE vs PLACEBO + CLOZAPINE, Outcome 16 Adverse effects: 5. gastrointestinal system - short term (up to 12 weeks).**

Review: Risperidone versus placebo for schizophrenia  
 Comparison: 2 RISPERIDONE + CLOZAPINE vs PLACEBO + CLOZAPINE  
 Outcome: 16 Adverse effects: 5. gastrointestinal system - short term (up to 12 weeks)

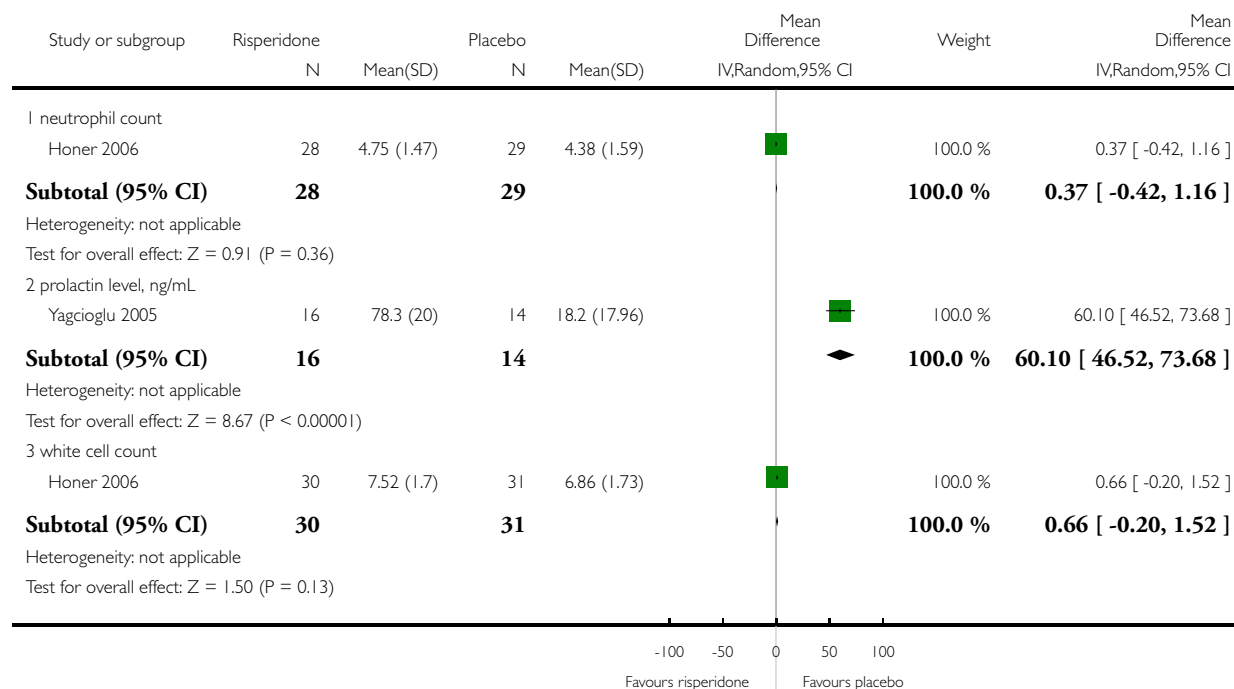


**Analysis 2.17. Comparison 2 RISPERIDONE + CLOZAPINE vs PLACEBO + CLOZAPINE, Outcome 17  
Adverse effects: 6a. haematological - short term (up to 12 weeks).**

Review: Risperidone versus placebo for schizophrenia

Comparison: 2 RISPERIDONE + CLOZAPINE vs PLACEBO + CLOZAPINE

Outcome: 17 Adverse effects: 6a. haematological - short term (up to 12 weeks)

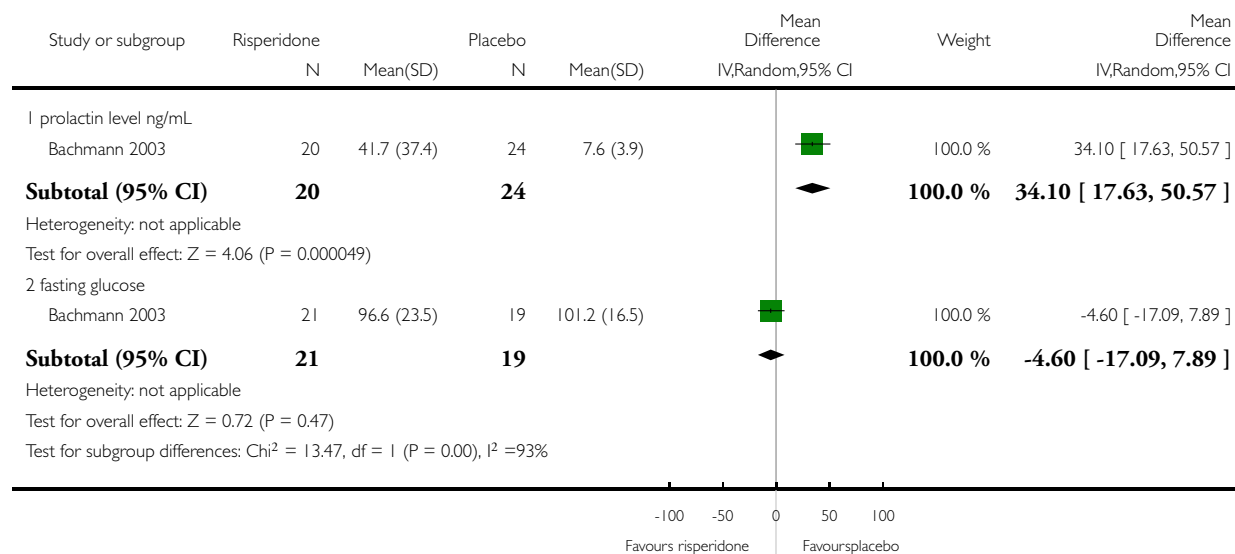


**Analysis 2.18. Comparison 2 RISPERIDONE + CLOZAPINE vs PLACEBO + CLOZAPINE, Outcome 18  
Adverse effects: 6b. haematological - medium term (up to 26 weeks).**

Review: Risperidone versus placebo for schizophrenia

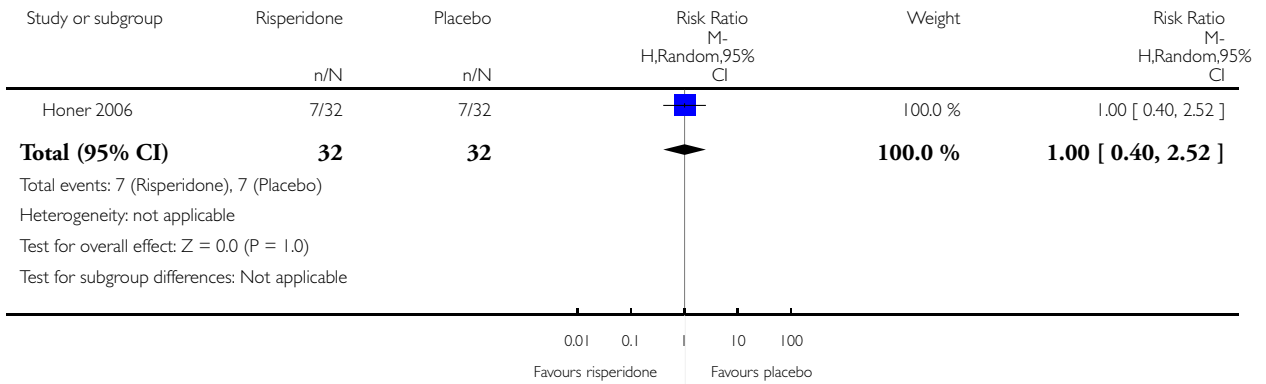
Comparison: 2 RISPERIDONE + CLOZAPINE vs PLACEBO + CLOZAPINE

Outcome: 18 Adverse effects: 6b. haematological - medium term (up to 26 weeks)



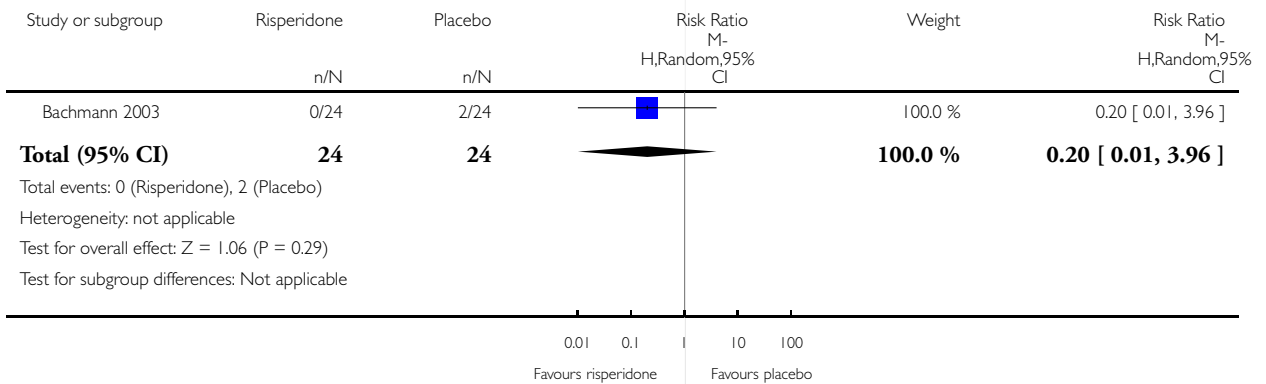
**Analysis 2.19. Comparison 2 RISPERIDONE + CLOZAPINE vs PLACEBO + CLOZAPINE, Outcome 19  
Adverse effects: 7a. metabolic - weight gain - short term (up to 12 weeks).**

Review: Risperidone versus placebo for schizophrenia  
 Comparison: 2 RISPERIDONE + CLOZAPINE vs PLACEBO + CLOZAPINE  
 Outcome: 19 Adverse effects: 7a. metabolic - weight gain - short term (up to 12 weeks)



**Analysis 2.20. Comparison 2 RISPERIDONE + CLOZAPINE vs PLACEBO + CLOZAPINE, Outcome 20  
Adverse effects: 7a. metabolic - weight gain - medium term (up to 26 weeks).**

Review: Risperidone versus placebo for schizophrenia  
 Comparison: 2 RISPERIDONE + CLOZAPINE vs PLACEBO + CLOZAPINE  
 Outcome: 20 Adverse effects: 7a. metabolic - weight gain - medium term (up to 26 weeks)



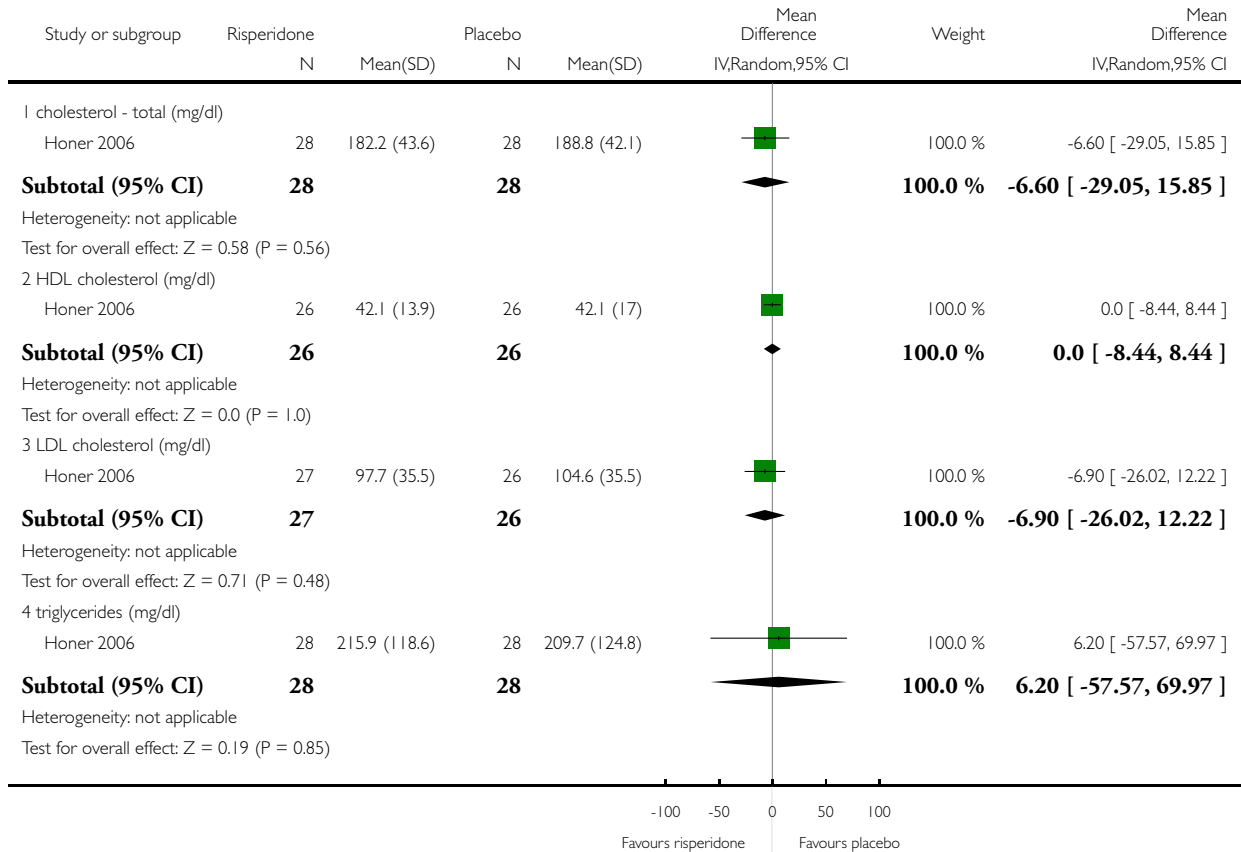


**Analysis 2.21. Comparison 2 RISPERIDONE + CLOZAPINE vs PLACEBO + CLOZAPINE, Outcome 21 Adverse effects: 7b. metabolic - average endpoint value on lipid profile - short term (up to 12 weeks).**

Review: Risperidone versus placebo for schizophrenia

Comparison: 2 RISPERIDONE + CLOZAPINE vs PLACEBO + CLOZAPINE

Outcome: 21 Adverse effects: 7b. metabolic - average endpoint value on lipid profile - short term (up to 12 weeks)

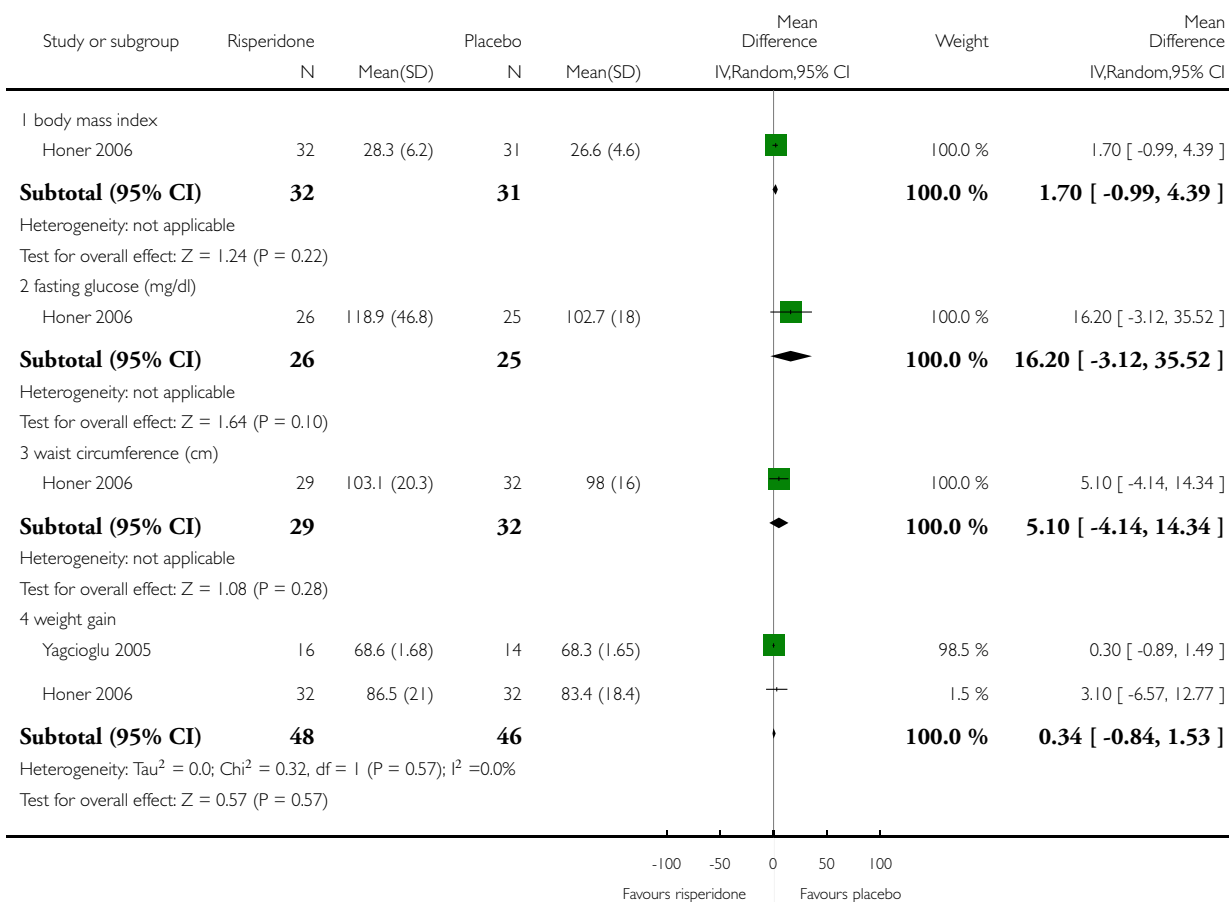


**Analysis 2.22. Comparison 2 RISPERIDONE + CLOZAPINE vs PLACEBO + CLOZAPINE, Outcome 22 Adverse effects: 7c. metabolic - average endpoint value - short term (up to 12 weeks).**

Review: Risperidone versus placebo for schizophrenia

Comparison: 2 RISPERIDONE + CLOZAPINE vs PLACEBO + CLOZAPINE

Outcome: 22 Adverse effects: 7c. metabolic - average endpoint value - short term (up to 12 weeks)



**Analysis 2.23. Comparison 2 RISPERIDONE + CLOZAPINE vs PLACEBO + CLOZAPINE, Outcome 23 Adverse effects: 8. sleep - skewed data - average change score (UKU) - short term (up to 12 weeks).**

Adverse effects: 8. sleep - skewed data - average change score (UKU) - short term (up to 12 weeks)

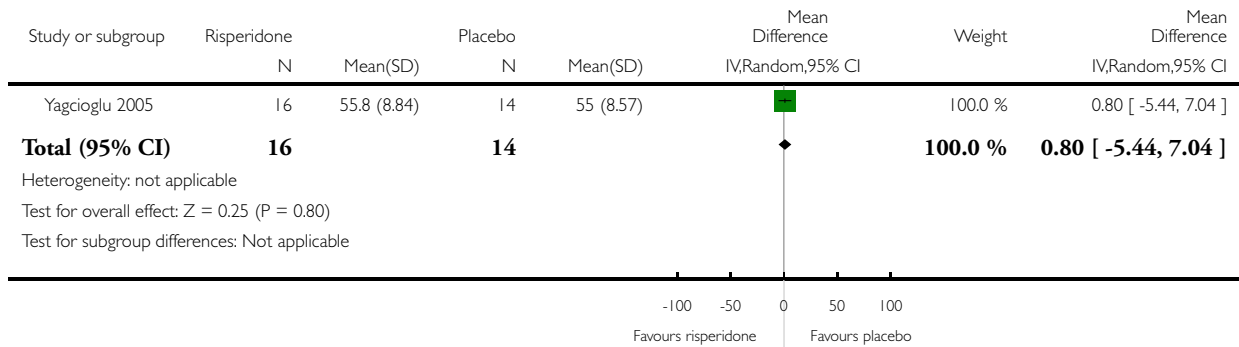
Study	Intervention	Mean	SD	N
Yagcioglu 2005	Risperidone	0.7	0.36	16
Yagcioglu 2005	Placebo	0.2	0.37	14

**Analysis 2.24. Comparison 2 RISPERIDONE + CLOZAPINE vs PLACEBO + CLOZAPINE, Outcome 24  
Quality of life: average endpoint score (QLS, high=good) - short term (up to 12 weeks).**

Review: Risperidone versus placebo for schizophrenia

Comparison: 2 RISPERIDONE + CLOZAPINE vs PLACEBO + CLOZAPINE

Outcome: 24 Quality of life: average endpoint score (QLS, high=good) - short term (up to 12 weeks)

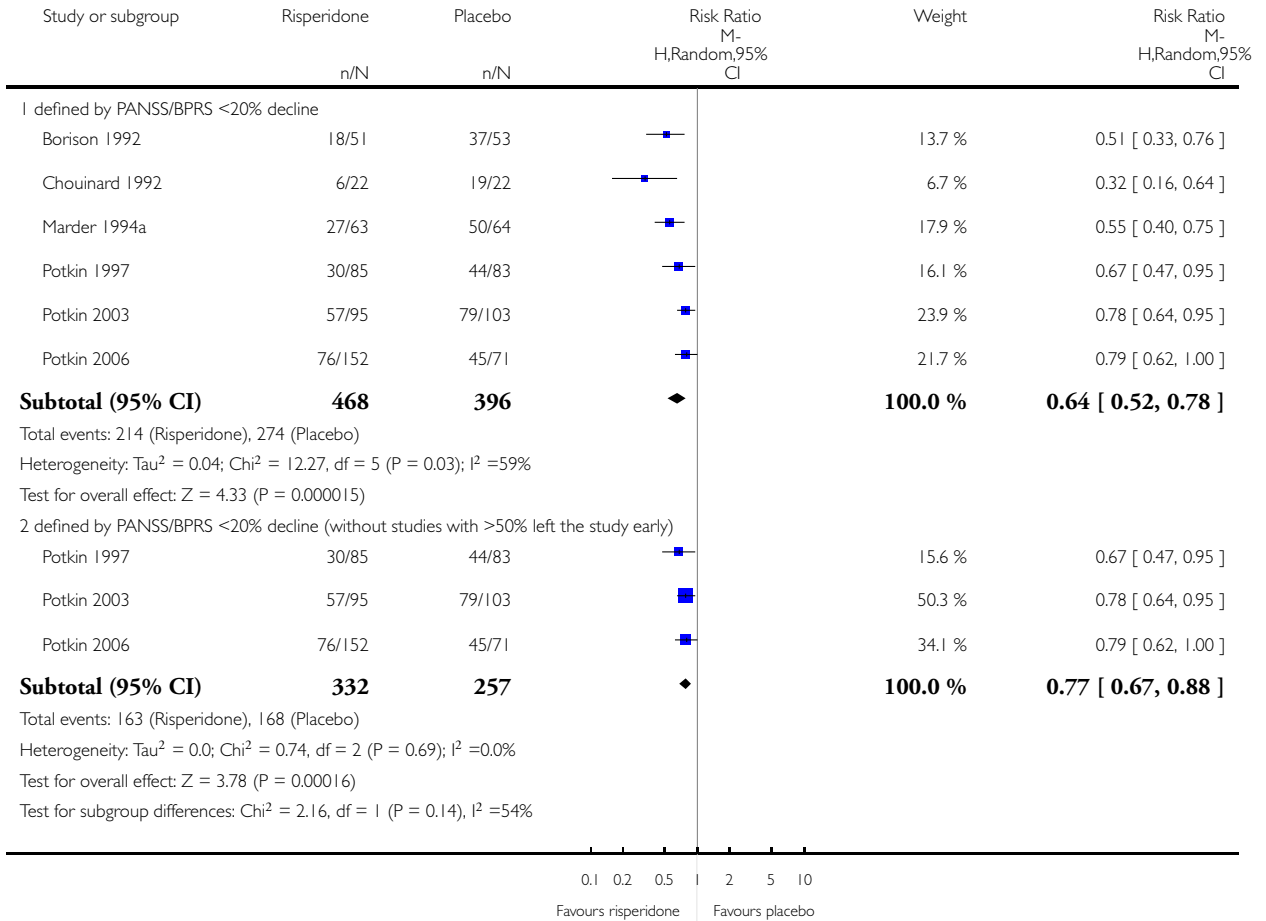


**Analysis 3.1. Comparison 3 SENSITIVITY ANALYSIS: RISPERIDONE vs PLACEBO (based on attrition), Outcome 1 Mental state: 1. no clinically significant response (defined by PANSS/BPRS) - short term (up to 12 weeks).**

Review: Risperidone versus placebo for schizophrenia

Comparison: 3 SENSITIVITY ANALYSIS: RISPERIDONE vs PLACEBO (based on attrition)

Outcome: 1 Mental state: 1. no clinically significant response (defined by PANSS/BPRS) - short term (up to 12 weeks)



## ADDITIONAL TABLES

**Table 1. Risperidone reviews**

Comparison		Reference
Oral risperidone	vs other atypical drugs	<a href="#">Gilbody 2000</a> ; <a href="#">Komossa 2007</a>
	vs olanzapine	<a href="#">Jayaram 2006</a>
	vs typical drugs	<a href="#">Kennedy 2000</a> ; <a href="#">Hunter 2003</a>
Depot risperidone		<a href="#">Hosalli 2003</a>
Risperidone dose		<a href="#">Li 2009</a>
Risperidone for acute aggression		<a href="#">Ahmed 2011</a>

**Table 2. Global Assessment of Functioning scale**

Score	Judgement
91-100	Superior functioning in a wide range of activities, life's problems never seem to get out of hand, is sought out by others because of his or her many qualities. No symptoms
81-90	Absent or minimal symptoms, good functioning in all areas, interested and involved in a wide range of activities, socially effective, generally satisfied with life, no more than everyday problems or concerns
71-80	If symptoms are present they are transient and expectable reactions to psychosocial stresses; no more than slight impairment in social, occupational, or school functioning
61-70	Some mild symptoms OR some difficulty in social, occupational, or school functioning, but generally functioning pretty well, has some meaningful interpersonal relationships
51-60	Moderate symptoms OR any moderate difficulty in social, occupational, or school functioning
41-50	Serious symptoms OR any serious impairment in social, occupational, or school functioning
31-40	Some impairment in reality testing or communication OR major impairment in several areas, such as work or school, family relations, judgement, thinking, or mood
21-30	Behavior is considerably influenced by delusions or hallucinations OR serious impairment in communications or judgment OR inability to function in all areas
11-20	Some danger of hurting self or others OR occasionally fails to maintain minimal personal hygiene OR gross impairment in communication
1-10	Persistent danger of severely hurting self or others OR persistent inability to maintain minimum personal hygiene OR serious suicidal act with clear expectation of death

**Table 2. Global Assessment of Functioning scale** (Continued)

0	Not enough information available to provide GAF.
---	--

**Table 3. Reviews suggested by excluded studies**

Broad category of comparison	Intervention		Control	Excluded study/studies	Existing Cochrane reviews
<b>Augmentation [of]</b>	risperidone	by	antioxidants	Zhang 2002	-
			bufloxedil	Zhong 2006	
			celecoxib	Riedel 2003	
			D-alanine	Tsai 2006	
			sarcosine	Tsai 2004	
			valproate	Wang 2003	
	clozapine		risperidone	McKenna 2004, Peuskens 2001a	
<b>Long-acting preparation</b>	depot risperidone	versus	olanzapine	Chue 2002	Hosalli 2003
			placebo	Cada 2004, Ciliberto 2005, Lauriello 2005, Nasrallah 2004a, Urioste 2004, NCT00249119	
<b>Experimental compound</b>	risperidone	versus	BL-1020	NCT01363349a	-
			LY2140023	NCT01086748a	
			PF-02545920	DeMartinis 2012a, NCT01175135a	
<b>Versus another antipsychotic</b>	risperidone	versus	amisulpride	Hwang 2003, Rein 2002, Peuskens 2001	Komossa 2010; Komossa 2007
			aripiprazole	Dubitsky 2002, Chan 2007, Hwang 2005, NCT00202007, Kane 2005	Khanna 2014; Komossa 2007
			asenapine	Fleming 2007a	Komossa 2007
			cariprazine	Bose 2010b	Protocol underway

**Table 3. Reviews suggested by excluded studies** (Continued)

			clozapine	Bondolfi 1998, Cavaz- zoni 2002a	Komossa 2007
			clocapramine	Yamawaki 1996	-
			haloperidol	Claus 1992, Friedman 2000, Lindstrom 1994, Lopez 1996, Lopez-Ibor 1992, NCT00253136, Peuskens 1995, Rabinowitz 2001, Wirshing 1995, Borison 1992a, Csernansky 1999	Hunter 2003
			molindone	McClellan 2009	Bagnall 2007
			olanzapine	Tollefson 1996, Edgell 2000, Tran 1997, Conley 1998, Harvey 2001, Brecher 1998, McClellan 2009, Cavaz- zoni 2002a, Cooper 1997, NCT00034892	Komossa 2007; Jayaram 2007
			quetiapine	Cooper 1997, NCT00034892	Asmal 2013; Komossa 2007
			sertindole	Kane 2005	Komossa 2009; Komossa 2007
			zuclopenthixol dihydrochloride	Lemmens 1994	Hunter 2003; Kumar 2005
<b>Not risperidone</b>	amisulpride	versus	placebo	Boyer 1995, Loo 1997	Mota 2002
	aripiprazole		haloperidol	Carson 2002	Bhattacharjee 2008
			olanzapine	Cornblatt 2002	Khanna 2014
			perphenazine	Gismondi 2004	Bhattacharjee 2008
			placebo	Carson 2002, Casey 2003	Belgamwar 2011
	haloperidol		placebo	Beasley 1996, Carson 2002, Crawford 1997	Adams 2013
	olanzapine		fluphenazine	Dossenbach 1997	Duggan 2005

**Table 3. Reviews suggested by excluded studies** (Continued)

			haloperidol	Beasley 1996, Crawford 1997, Gregor 2000, Kinon 1998, Lieberman 2005, Revicki 1996	
			paliperidone	Luo 2011	Komossa 2007; Nussbaum 2012
			placebo	Beasley 1996, Crawford 1997, Luo 2011	Protocol underway
	paliperidone		placebo	Luo 2011	Nussbaum 2012
<b>Single vs polypharmacy</b>	risperidone	versus	amisulpride + haloperidol	Peuskens 2001a	-
<b>Miscellaneous</b>	antipsychotic drugs	versus	miscellaneous (risperidone, olanzapine, quetiapine)	Weickert 2003	
	risperidone		valproate + miscellaneous antipsychotic drugs	Citrome 2004	
			riluzole (a drug used to treat amyotrophic lateral sclerosis)	Rujescu 2009a	
			talnetant (a neurokinin 3 receptor antagonist)	GlaxoSmithKline 2006a	

**Table 4. Suggested design of study**

<b>Methods</b>	Allocation: randomised, clearly described and concealed. Blinding: double, tested. Duration: 1 year or more.
<b>Participants</b>	Diagnosis: schizophrenia, schizotypal, schizoaffective, delusional disorder, acute psychosis, comorbid alcohol problems, and substance misuse. N = 300. Age: adults. Sex: men or women. History: perhaps once an early episode of moderate severity has subsided and after a period of stable washout of the medications used during the acute phase, living anywhere and not just in hospital



**Table 4. Suggested design of study** (Continued)

<b>Interventions</b>	1. Risperidone: dose 4 mg/day or above. 2. Placebo.
<b>Outcomes</b>	Healthy days. Mental state: improved to important degree. Global state: improved to important degree, relapse. Service use: in hospital. Social functioning: employment status, relationships. Quality of life: improved to important degree. Economic outcomes: cost.
<b>Notes</b>	Free of all industry influence.

## APPENDICES

### Appendix 1. Previous search

The previous search phrases for the register via MeerKat (February 2008) were as follows:

[risperidone\* or Risperdal\* in title or \*risperidone\* or \*risperdal\* in abstract, index terms of REFERENCE] or [risperidone\* in interventions of STUDY]

This register is compiled by systematic searches of major databases and their monthly updates, handsearches, and conference proceedings (see [group module](#)).

### Appendix 2. Previous methods

#### Data collection and analysis

##### Selection of studies

We (RR, MJ) independently inspected all reports of identified studies. Any disagreements were resolved by consensus; where doubts remained, we acquired the full article. We independently decided whether these studies met the review criteria. We did not intend to blind the names of authors, institutions, and journal of publication. Again, we resolved any disagreements by consensus. When this was not possible, we sought further information and, in the interim, added these trials to the [Studies awaiting classification](#) list. RR and MJ independently inspected citations from the subsequent updated search (December 2007) and identified the relevant abstracts. We obtained and inspected full reports of the abstracts meeting the review criteria.

##### Data extraction and management

1. We (RR, MJ) independently extracted data and resolved any disagreements by discussion. When this was not possible, we sought further information from the trial authors.

###### 1.1 Binary data

When summation was appropriate, with binary outcomes such as improved/not improved, we calculated the risk ratio statistic with a 95% confidence interval and used a random-effects model. In addition, as a measure of efficiency, we estimated the number needed to treat to benefit or the number needed to treat to harm from the pooled totals.

## 1.2. Continuous data

### 1.2.1 Normally distributed data

Continuous data on clinical and social outcomes are often not normally distributed. To avoid the pitfall of applying parametric tests to non-parametric data, we applied the following standards to all data before inclusion: (a) standard deviations (SD) and means reported in the paper were obtained from the authors; (b) when a scale starts from the finite number 0, the SD, when multiplied by 2, is less than the mean (as otherwise the mean is unlikely to be an appropriate measure of the centre of the distribution) (Altman 1996); (c) if a scale started from a positive value (such as Positive and Negative Syndrome Scale, which can have values from 30 to 210), the calculation described above was modified to take the scale starting point into account. In these cases skew will be present if  $2 \text{ SD} > (S - S_{\text{min}})$ , where  $S$  is the mean score and  $S_{\text{min}}$  is the minimum score. Endpoint scores on scales often have a finite start and endpoint, and these rules can be applied to them. When continuous data are presented on a scale that includes a possibility of negative values (such as change on a scale), it is difficult to tell whether data are non-normally distributed (skewed) or not. We presented skewed data in the 'Other data' tables rather than included in the analysis.

For change data (endpoint minus baseline), the situation is even more problematic. In the absence of individual participant data, it is impossible to know if data are skewed, though this is likely. After consulting the ALLSTAT electronic statistics mailing list, we presented the change data in order to summarise the available information. In doing this, we assumed that data was not skewed or that the analyses can cope with the unknown degree of skew. Again, without individual participant data it was impossible to test this assumption. Where both change and endpoint data were available for the same outcome category, we presented only the endpoint data. We acknowledge that by doing this, much of the published change data can be excluded, but our argument is that endpoint data is more clinically relevant and that if change data were to be presented along with endpoint data, it would give undeserved equal prominence to both. We contacted the authors of studies that only reported change for endpoint figures.

### 1.2.2 Summary statistic

For continuous outcomes, we estimated a weighted mean difference between groups. Again, this was based on the random-effects model, as this took into account any differences between studies even if there was no statistically significant heterogeneity. We did not consider continuous data presented without use of summary statistics (that is mean, SD, standard error, median, interquartile range), although we noted the existence of these data in the text.

## Assessment of risk of bias in included studies

Again working independently, review authors assessed risk of bias using the tool described in the *Cochrane Handbook for Systematic Reviews of Interventions* (Higgins 2008). This tool encourages consideration of how the sequence was generated, how allocation was concealed, the integrity of blinding at outcome, the completeness of outcome data, selective reporting, and other biases. We excluded studies where allocation was clearly not concealed.

We removed trials with high risk of bias (defined as at least three out of five domains categorised as 'no') from the 'included' category. When the raters disagreed, the final rating was made by consensus with the involvement of another review author. Where details of randomisation and other characteristics of trials were inadequate, we contacted authors of the studies to obtain further information. We reported non-concurrence in quality assessment.

## Measures of treatment effect

Many rating scales are available to measure outcomes in mental health trials (Marshall 2000). These scales vary in quality, and many are poorly validated. It is generally accepted that measuring instruments should have the properties of reliability (the extent to which a test effectively measures anything at all) and validity (the extent to which a test measures that which it is supposed to measure). Before publication of an instrument, most scientific journals insist that its reliability and validity be demonstrated to the satisfaction of referees. As a minimum standard, we excluded data from unpublished rating scales. In addition, the rating scale was either: (i) a self report; or (ii) completed by an independent rater or relative. If continuous data were presented from different scales rating the same outcome, we presented all data without summation and inspected the general direction of effect.

## Unit of analysis issues

To facilitate comparison between trials, we intended to convert variables (such as days in hospital) that can be reported in different metrics (mean days per year, per week, or per month) to a common metric (for example mean days per month). We converted weight gain reported in pounds to kilograms where possible.

### Dealing with missing data

Where possible, we analysed the data on an intention-to-treat basis and assumed that those who had not been accounted for had the less positive outcome. We did not include this rule for the outcome of 'death'. We intended to test this assumption with a sensitivity analysis. For continuous data, which was impossible to manage in this way, we presented only the 'completer' data. Wherever feasible, we converted the continuous scores to dichotomous data.

If, for a given outcome (except adverse effects), more than 50% of the total numbers randomised were not accounted for, we did not present the results, as such data are impossible to interpret with authority. If, however, more than 50% of those in one arm of a study were lost, but the total loss was less than 50%, we marked such data with '\*' to indicate that such result may well be prone to bias.

### Assessment of heterogeneity

Firstly, we considered all the included studies within any comparison to judge clinical heterogeneity. We then visually inspected the graphs in order to investigate the possibility of statistical heterogeneity; to supplement this we used, primarily, the  $I^2$  statistic, which provides an estimate of the percentage of variability due to heterogeneity rather than due to chance alone. Where the  $I^2$  estimate was greater than or equal to 75%, we interpreted this as indicating the presence of high levels of heterogeneity (Higgins 2003). If inconsistency became high, we did not summate data, but presented it separately, and we investigated the reasons for heterogeneity.

### Assessment of reporting biases

In order to investigate the likelihood of overt publication bias, we entered all data from all identified and selected trials into a funnel graph (trial effect against trial size) (Egger 1997).

### Data synthesis

Where possible, we entered data in such a way that the area to the left of the line of no effect indicated a favourable outcome for risperidone. Studies increasingly employ 'cluster randomisation' (such as randomisation by clinician or practice), but analysis and pooling of clustered data pose problems. Firstly, authors often fail to account for intraclass correlation (ICC) in clustered studies, leading to a 'unit of analysis' error (Divine 1992), whereby P values are spuriously low, confidence intervals are unduly narrow, and statistical significance gets overestimated. This causes type I errors (Bland 1997, Gulliford 1999).

Where clustering was not accounted for in primary studies, we presented the data in a table with a (\*) symbol to indicate the presence of a probable unit of analysis error. In subsequent versions of the review, we will seek out first authors of studies to obtain ICC of their clustered data and use accepted methods to adjust for this (Gulliford 1999). Where clustering has been incorporated into the analysis of primary studies, we also presented these data as if from a non-cluster randomised study, but adjusted for the clustering effect. We have sought statistical advice and have been advised that the binary data presented in a report should be divided by a 'design effect'. This is calculated using the mean number of participants per cluster (m) and the ICC. Design effect =  $1 + (m - 1) * ICC$  (Donner 2002). If the ICC was not reported, we assumed it to be 0.1 (Ukoumunne 1999). If cluster studies had been appropriately analysed, taking into account ICCs, and relevant data documented in the report, we synthesised these with other studies using the generic inverse variance technique.

### Subgroup analysis and investigation of heterogeneity

If data were clearly heterogeneous, we checked that they had been extracted and entered correctly, and that we had made no unit of analysis errors. If the high levels of heterogeneity remained, we did not undertake a meta-analysis at this point, because if there is considerable variation in results, and particularly if there is inconsistency in the direction of effect, it may be misleading to quote an average value for the intervention effect. We prespecified no characteristics of studies that may be associated with heterogeneity except quality of trial method.

## Sensitivity analysis

If studies had high attrition rates, we analysed the effect of including these studies in a sensitivity analysis, but we did not include any figures with more than 50% attrition in the analysis of efficacy. Where a trial was described as 'double-blind', but it was implied that the study was randomised, we intended to include such studies in the sensitivity analysis, but we did not come across any such studies.

## FEEDBACK

### Response to comments, 21 February 2013

#### Summary

Hutton 2012 has highlighted the following issues regarding this review:

1. 'Fixed effect' analysis was used instead of 'random effects' analysis for the outcome of 20% change in total PANSS/BPRS scores.
2. Should not have included Marder 1994a in our analysis, as the overall attrition rate for this study was over 50%.
3. Should not have included Borison 1992 study in our analysis, as an internal confidential report by Janssen Pharmaceuticals reports a different leaving the study early rate than that of the original published paper.
4. It is incorrect to derive standard deviation from standard error in Chouinard 1992, and data were entered wrong way round for two outcomes: endpoint Brief Psychiatric Rating Scale (BPRS) total score and Positive and Negative Syndrome Scale (PANSS) positive symptom score.
5. Honer 2006 should not have contributed to outcome 'no clinically significant improvement (CGI-S)', as they had used only PANSS scores.

#### Reply

Thank you for your comments.

We have now repeated the analysis for the outcome 20% change in total PANSS/BPRS score by using 'random effects' model instead of fixed effects. With the 'fixed effects' analysis RR was 0.7 favouring risperidone and with 'random effect' analysis the RR is 0.68 favouring risperidone and hence there is no change in the overall outcome.

As regards the Marder 1994a study, it has an overall attrition rate of over 50%. However this study has three arms of risperidone and we included data from only the 6mg arm as this was closest to what is clinically most commonly used. This intervention arm of 6mg per day of risperidone had an attrition rate of 45% (page 828, American Journal of Psychiatry, 151:6 June 1994). The attrition rate for this particular arm was less than 50% and hence this was included.

The attrition rate in Borison 1992 as reported by the original published paper is zero. This did appear too good to be true, however our attempts to contact the authors were unsuccessful and we did not have access to any other data. We would be keen to have a look at the internal confidential report by Janssen if this indeed reports a different drop out rate and would be grateful if anyone with access to this can forward the data to the authors.

For data extraction from the Chouinard 1992 study, we have used formula recommended by the Cochrane Handbook to derive Standard Deviation Higgins 2008. The authors checked Chouinard 1992 data and are assured that we have reported it accurately in our review. The paper reports the figures for the number of patients showing more than 20% improvement in BPRS/PANSS but in our review we have extrapolated the figures for '<20% decrease in PANSS/BPRS total score'. Although the primary publication for Honer 2006 reports only the PANSS scores, we found additional published data (International Congress of Schizophrenia Research 2005, page 487) which provides data on CGI-S scores.

#### Contributors

Dr Ranganath Rattehalli and Dr Mahesh Jayaram

## Response to email, 3 March 2013

### Summary

Paul Hutton from the Psychosis Research Unit, Psychology Department, Greater Manchester West Mental Health Trust, UK, has sent an email to the authors of this review wherein he claims that the review authors should not have included the two clozapine augmentation studies in the review (Yagcioglu 2005 and Honer 2006), or should have analysed these separately.

### Reply

We acknowledge that the two clozapine augmentation studies could have been analysed separately. We have thus now analysed our results with and without these two studies, and the results of this sensitivity analysis are as follows.

#### 2.1 Leaving the study early - for any reason

With the clozapine augmentation studies the results are: 11 RCTs, N = 1363, RR 0.7 (0.57, 0.86), favours risperidone. Without the clozapine augmentation studies the results are: 9 RCTs, N = 1265, RR 0.69 (0.56, 0.85), still favours risperidone. Exclusion of clozapine augmentation studies makes no difference to this outcome.

#### 2.2 Leaving study early - due to adverse effects

With the clozapine augmentation studies the results are: 6 RCTs, N = 829, RR 1.09 (0.43, 2.74), not statistically significant. Without the clozapine augmentation studies the results are: 5 RCTs, N = 761, RR 1.03 (0.38, 2.81), still not statistically significant. Exclusion of the clozapine augmentation studies makes no difference to this outcome.

#### 2.3 Leaving the study early - due to withdrawal of consent

With the clozapine augmentation studies the results are: 4 RCTs, N = 368, RR 1.2 (0.44, 3.28), not statistically significant. Without the clozapine augmentation studies the results are: 3 RCTs, N = 300, RR 1.39 (0.48, 4.00), still not statistically significant. Exclusion of the clozapine augmentation study makes no difference to this outcome.

#### 2.4 Global state - no clinically significant improvement (CGI-Severity)

With the clozapine augmentation studies the results are: 3 RCTs, N = 397, RR 0.8 (0.55, 1.15), not statistically significant. Without the clozapine augmentation studies the results are: 2 RCTs, N = 329, RR 0.67 (0.46, 0.98), favours risperidone. Exclusion of the clozapine augmentation study changes the result in favour of risperidone for this outcome.

#### 2.5 Global state - average endpoint score (CGI-Severity)

With the clozapine augmentation studies the results are: 4 RCTs, N = 266, WMD -0.29 (-1.18, 0.59), not statistically significant. Without the clozapine augmentation studies the results are: 2 RCTs, N = 171, WMD -1.01 (-1.38, -0.64), favours risperidone. Exclusion of the clozapine augmentation study changes the result in favour of risperidone for this outcome.

#### 2.6 Global state - average endpoint score (GAF score)

Akdede 2006 (clozapine augmentation study) is the only study favouring risperidone for this outcome.

#### 2.7 Mental state - < 20% decline on PANSS total change score

With the clozapine augmentation studies the results are: 4 RCTs, N = 407, RR 0.64 (0.39, 1.04), not statistically significant. Without the clozapine augmentation studies the results are: 3 RCTs, N = 339, RR 0.54 (0.4, 0.74), favours risperidone. Exclusion of clozapine augmentation study changes the result in favour of risperidone for this outcome.

### 2.8 Mental state - < 20% decrease in PANSS/BPRS total change score

With the clozapine augmentation studies the results are: 7 RCTs, N = 856, RR 0.7 (0.62, 0.79), favours risperidone. Without the clozapine augmentation studies the results are: 6 RCTs, N = 788, RR 0.66 (0.58, 0.76), favours risperidone. Exclusion of clozapine augmentation study makes no difference to this outcome.

### 2.9 Mental state - average endpoint score (PANSS Total score)

With the clozapine augmentation studies the results are: 4 RCTs, N = 266, WMD -7.55 (-22.04, 6.95), not statistically significant. Without the clozapine augmentation studies the results are: 2 RCTs, N = 171, WMD -20.13 (-27.33, ...), favours risperidone. Exclusion of the clozapine augmentation studies changes the result in favour of risperidone for this outcome.

### 2.10 Mental state - average endpoint score (PANSS General score)

With the clozapine augmentation studies the results are: 2 RCTs, N = 74, WMD -5 (-20.37, 10), not statistically significant. Without the clozapine augmentation studies the results are: 1 RCT, N = 44, WMD -13.2 (-20.15, ...), favours risperidone. Exclusion of the clozapine augmentation study leaves only one RCT for this outcome, which is in favour of risperidone.

### 2.11 Mental state - average endpoint score (PANSS Negative symptom score)

With the clozapine augmentation studies the results are: 4 RCTs, N = 266, WMD -0.9 (-3.06, 1.27), not statistically significant. Without the clozapine augmentation studies the results are: 2 RCTs, N = 171, WMD -2.84 (-4.96, -0.73), favours risperidone. Exclusion of the two clozapine augmentation studies changes this outcome in favour of risperidone.

### 2.12 Mental state - average endpoint score (PANSS Positive symptom score)

With the clozapine augmentation studies the results are: 4 RCTs, N = 266, WMD 1.67 (-2.93, 6.28), not statistically significant. Without the clozapine augmentation studies the results are: 2 RCTs, N = 171, WMD 1.52 (-12.69, 15.73), still not statistically significant. Exclusion of the two clozapine augmentation studies does not change this outcome.

Thus, in summary, exclusion of the two clozapine augmentation studies either makes no difference to the main outcomes or shifts the results slightly more in favour of risperidone on some of the outcomes related to mental state. These augmentation studies contribute to less than 20% of the data, and we feel that it is only fair to include them in the review, as in real life many more people with schizophrenia are going to be on a combination of antipsychotics.

## Contributors

Dr Ranganath Rattehalli and Dr Mahesh Jayaram

## WHAT'S NEW

Date	Event	Description
13 September 2016	New citation required but conclusions have not changed	Results of update searching added to review. Five new trials added to included studies table. Data from these new trials did not change overall results or conclusions of review
19 October 2015	New search has been performed	Update search run and 25 references assessed, 2 new studies included

(Continued)

15 October 2013	Amended	Update search carried out 2013, 69 references assessed, 3 new studies included
15 March 2013	Feedback has been incorporated	Comments reported in <a href="#">Hutton 2012</a> regarding including trials with high attrition addressed, sensitivity analysis completed and added to feedback section. Overall results and conclusion of review are unaffected

## HISTORY

Date	Event	Description
3 March 2013	Amended	See feedback section for amendments.
21 February 2013	Amended	See feedback section for details.

## CONTRIBUTIONS OF AUTHORS

RR: Initiated the review, developed the background and protocol, selected studies and extracted data, and wrote the findings of the original 2008 review, helped with 2015 update writing.

SZ: Screened search results, extracted data for the 2015 update search and wrote the report.

BL: Screened search results and extracted data for the 2015 update search.

MJ: Helped with developing the background and protocol, cross checked data extraction, and wrote the findings of the original 2008 review, draft checking 2015 update.

JX: Screened search results, extracted data, and participated in report writing for the 2015 update.

SS: Screened and data extraction for 2013 search.

## DECLARATIONS OF INTEREST

RR: none known.

SZ: none known.

BL: none known.

MJ: none known.

JX: none known.

SS: none known.

## SOURCES OF SUPPORT

### Internal sources

- Leeds Partnerships NHS Foundation Trust, UK.

### External sources

- University of Nottingham, UK.
- Cochrane Collaboration Programme Grant 2011, UK.

Reference number: 10/4001/15

## DIFFERENCES BETWEEN PROTOCOL AND REVIEW

The methods section of the protocol was updated to reflect the Cochrane Schizophrenia Group's standardised method section (see [Appendix 2](#) for previous methods). We altered the structure of the protocol outcomes to match the structure in the data and analyses table; however, we have not changed outcomes.

## NOTES

None

## INDEX TERMS

### Medical Subject Headings (MeSH)

Administration, Oral; Antipsychotic Agents [\*administration & dosage; adverse effects]; Placebos [therapeutic use]; Publication Bias; Randomized Controlled Trials as Topic; Risperidone [\*administration & dosage; adverse effects]; Schizophrenia [\*drug therapy]

### MeSH check words

Humans