

Tourist arrivals and overnight stays 2014

In Montenegro, in 2014, tourists realised 1 517 376 arrivals which is 1.7% more in comparison with the previous year, while they made 9 553 783 overnight stays which is 1.5% more than in 2013. Overnight stays of domestic tourists represent 10.0%, while the foreign tourists represent 90.0% of all overnight stays in 2014.

Concerning the structure of overnight stays of foreign tourists, in 2014, the most of them were realised by tourists from Russia (30.0%), Serbia (24.0%), Bosnia and Herzegovina (7.5%), Ukraine (5.8%), Kosovo (2.9%), Belarus (2.7%), Poland (2.6%), France (2.4%). Tourists from other countries realised 22.1% overnight stays.

Concerning the structure of overnight stays by type of resort, the most of them were realised in seaside resorts (96.9%), in capital city (1.3%), in mountain resorts (0.9%), in other tourist resorts and other resorts.

Graph 1. Number of tourist arrivals and overnight stays

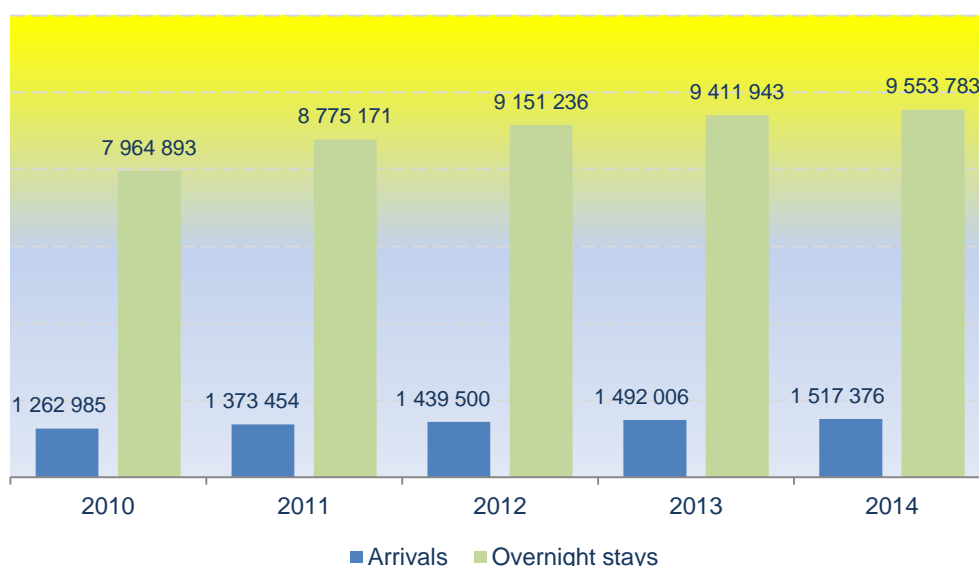


Table 1. Annual indices of tourist arrivals, 2014

Arrivals	Year		Index
	2013	2014	<u>2014</u> <u>2013</u>
Total	1 492 006	1 517 376	101.7
Foreign	1 324 403	1 350 297	102.0
Domestic	167 603	167 079	99.7
Collective accommodation	694 101	676 342	97.4
Individual accommodation	797 905	841 034	105.4

Table 2. Annual indices of tourist overnight stays, 2014

Overnight stays	Year		Index
	2013	2014	<u>2014</u> <u>2013</u>
Total	9 411 943	9 553 783	101.5
Foreign	8 414 215	8 596 656	102.2
Domestic	997 728	957 127	95.9
Collective accommodation	3 397 308	3 085 634	90.8
Individual accommodation	6 014 635	6 468 149	107.5

Graph 2. Structure of tourist arrivals and overnight stays, 2014

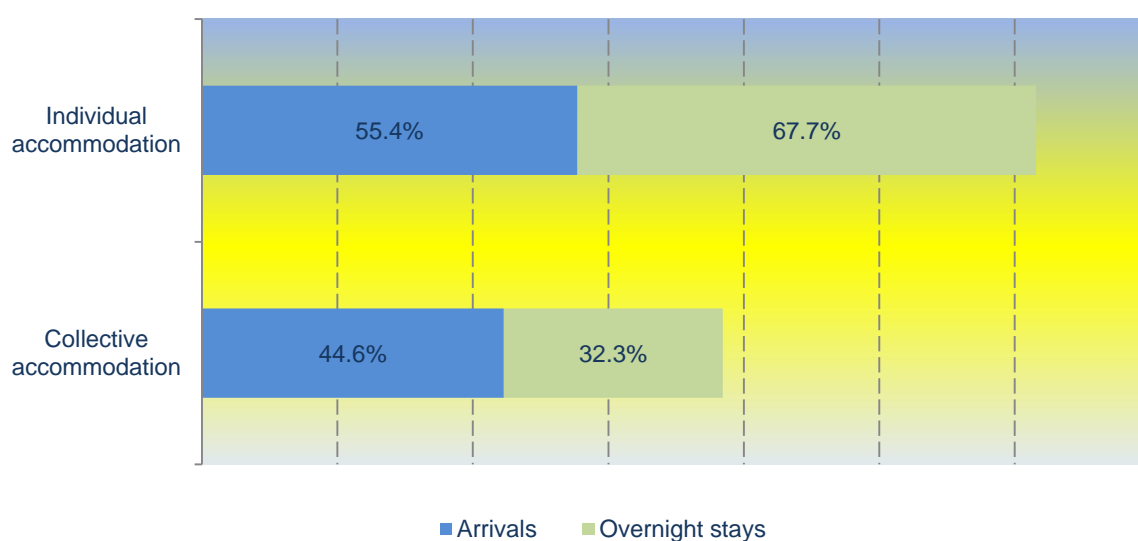


Table 3. Tourist arrivals and overnight stays by type of accommodation facilities, 2014

	Arrivals			Overnight stays			
	Foreign	Domestic	Total	Foreign	Domestic	Total	Structure
	(1)	(2)	(3)=(1)+(2)	(1)	(2)	(3)=(1)+(2)	(3) u %
Total	1 350 297	167 079	1 517 376	8 596 656	957 127	9 553 783	100.0
Collective accommodation facilities	594 841	81 501	676 342	2 720 818	364 816	3 085 634	32.3
Hotel	394 527	48 595	443 122	1 766 821	156 099	1 922 920	20.1
Garni hotel	27 553	2 188	29 741	101 828	4 248	106 076	1.1
Small hotel	56 735	7 626	64 361	171 601	21 000	192 601	2.0
Boutique hotel	3 332	76	3 408	6 441	97	6 538	0.1
Apart hotel	8 323	344	8 667	52 240	1 314	53 554	0.6
Tourist resort	59 949	3 450	63 399	331 009	18 335	349 344	3.7
Motel	476	217	693	796	290	1 086	0.0
Inn	91	1	92	366	3	369	0.0
Boarding house	5 885	342	6 227	47 318	2 393	49 711	0.5
Camping site	5 478	85	5 563	20 648	250	20 898	0.2
Ethno village	914	16	930	1 121	18	1 139	0.0
Eco lodge	29	-	29	79	-	79	0.0
Vacation facilities	8 948	9 675	18 623	70 195	43 480	113 675	1.2
Hostel	10 700	932	11 632	41 758	6 201	47 959	0.5
Unclassified objects	3 778	259	4 037	15 239	962	16 201	0.2
Spa	8 123	7 695	15 818	93 358	110 126	203 484	2.1
Individual accommodation facilities	755 456	85 578	841 034	5 875 838	592 311	6 468 149	67.7
House	235 079	50 560	285 639	1 866 901	364 068	2 230 969	23.4
Tourist apartments	6 727	189	6 916	56 351	713	57 064	0.6
Room	513 650	34 829	548 479	3 952 586	227 530	4 180 116	43.8

Graph 3. Structure of tourist overnight stays by type of accommodation facilities, 2014

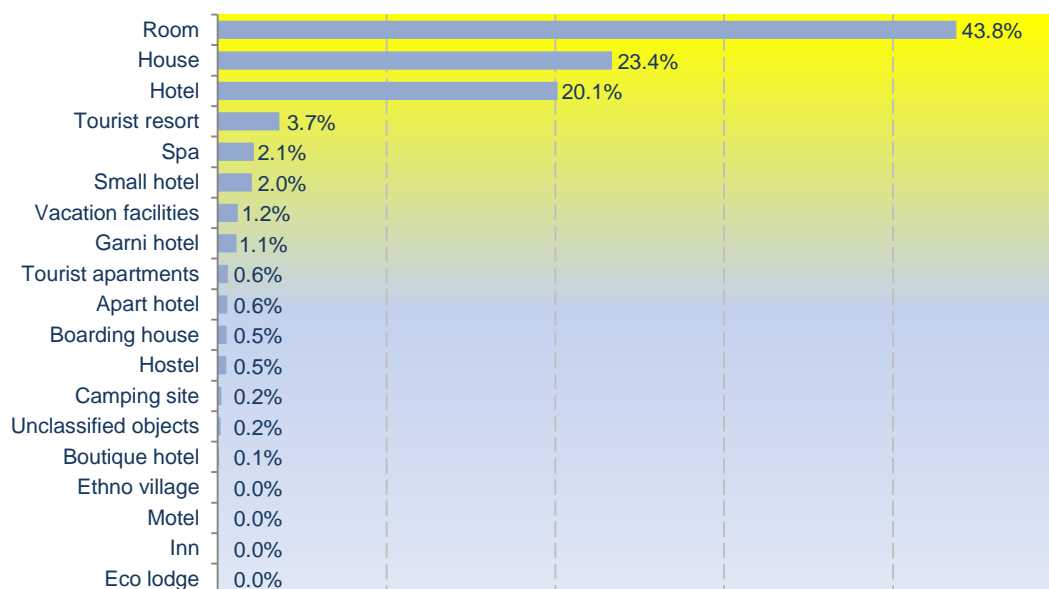


Table 4. Foreign tourist arrivals and overnight stays by countries, 2014

Countries	Arrivals	Structure, in %	Overnight stays	Structure, in %
Foreign tourists	1 350 297	100.0	8 596 656	100.0
Europe	1 289 756	95.5	8 416 866	97.9
Albania	30 129	2.2	111 230	1.3
Austria	13 780	1.0	55 068	0.6
Belgium	8 853	0.7	40 552	0.5
Belarus	30 918	2.3	228 050	2.7
Bosnia and Herzegovina	91 711	6.8	641 472	7.5
Bulgaria	6 050	0.4	21 569	0.3
Czech Republic	25 810	1.9	163 789	1.9
Denmark	4 002	0.3	19 736	0.2
Estonia	825	0.1	4 438	0.1
Finland	3 880	0.3	16 529	0.2
France	41 813	3.1	209 093	2.4
Greece	5 834	0.4	13 220	0.2
Netherlands	5 440	0.4	27 148	0.3
Croatia	22 414	1.7	89 810	1.0
Ireland	3 396	0.3	17 637	0.2
Iceland	517	0.0	1 720	0.0
Italy	34 204	2.5	146 437	1.7
Cyprus	667	0.0	1 745	0.0
Kosovo	38 061	2.8	253 164	2.9
Latvia	1 573	0.1	10 383	0.1
Lithuania	4 622	0.3	29 942	0.3
Luxembourg	855	0.1	4 690	0.1
Hungary	17 444	1.3	89 573	1.0
Malta	177	0.0	519	0.0
Macedonia	16 492	1.2	137 291	1.6
Norway	8 573	0.6	56 679	0.7
Germany	33 014	2.4	176 553	2.1
Poland	50 356	3.7	227 784	2.6
Portugal	1 330	0.1	5 642	0.1
Romania	16 112	1.2	81 033	0.9
Russia	318 375	23.6	2 581 349	30.0
Slovakia	6 028	0.4	33 740	0.4
Slovenia	16 794	1.2	60 126	0.7
Serbia	287 620	21.3	2 061 170	24.0
Spain	3 023	0.2	8 064	0.1
Switzerland, including Liechtenstein	8 749	0.6	40 639	0.5
Sweden	9 486	0.7	50 275	0.6
Turkey	21 046	1.6	40 006	0.5
Ukraine	65 185	4.8	497 821	5.8
United Kingdom	24 313	1.8	114 483	1.3
Other European countries	10 285	0.8	46 697	0.5

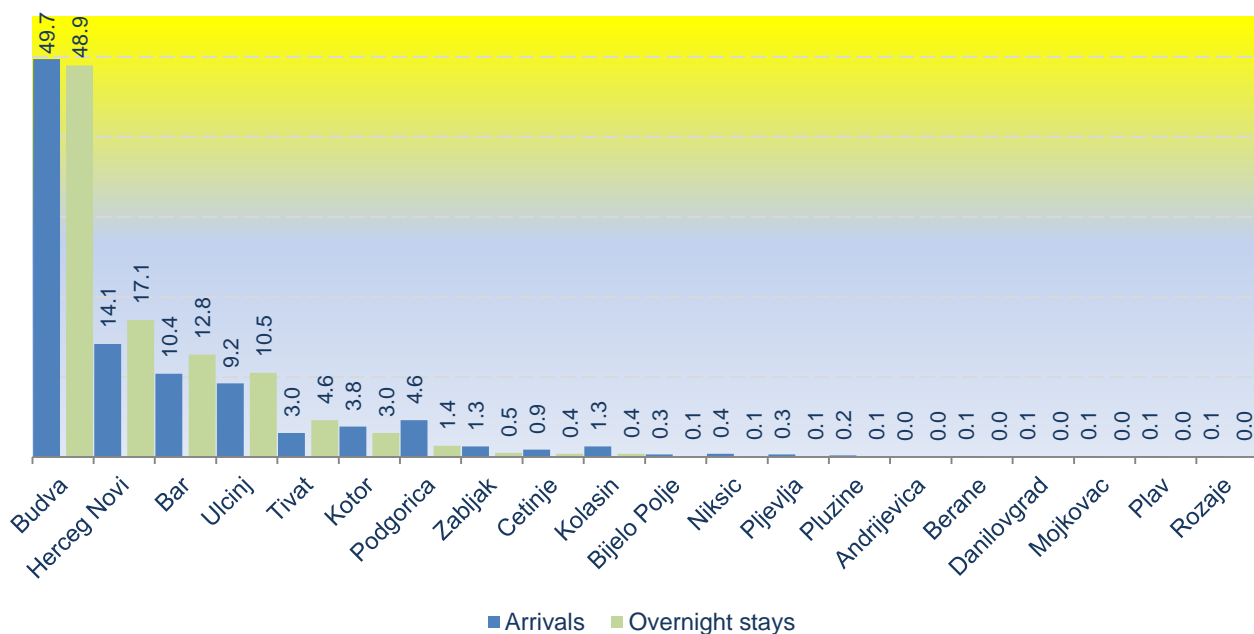
Table 4. Foreign tourist arrivals and overnight stays by countries, 2014

Countries	Arrivals	Structure, in %	Overnight stays	Structure, in %
Non-European countries	60 541	4.5	179 790	2.1
South Africa	577	0.0	1 401	0.0
Other African countries	782	0.1	2 287	0.0
Canada	3 920	0.3	13 267	0.2
USA	12 420	0.9	41 986	0.5
Other Northern American countries	733	0.1	1 668	0.0
Argentina	181	0.0	422	0.0
Brazil	1 151	0.1	2 413	0.0
Chile	65	0.0	120	0.0
Other Central or South American countries	1 904	0.1	8 580	0.1
China (including Hong Kong)	7 932	0.6	14 432	0.2
Japan	3 166	0.2	6 486	0.1
Republic of Korea	2 153	0.2	2 618	0.0
Israel	7 624	0.6	17 286	0.2
India	1 131	0.1	2 866	0.0
Azerbaijan	4 146	0.3	21 226	0.2
Other Asian countries	6 634	0.5	20 377	0.2
Australia	4 078	0.3	17 486	0.2
New Zealand	651	0.0	1 557	0.0
Oceania and other territories	1 293	0.1	3 312	0.0

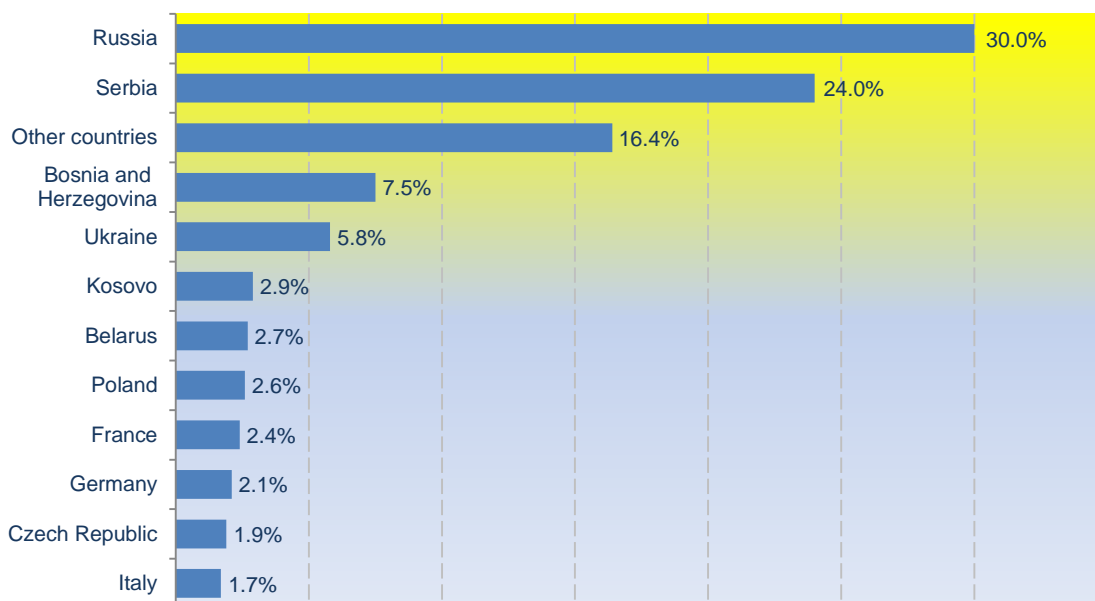
Table 5. Tourist arrivals and overnight stays by cities, 2014

City	Tourist arrivals				Overnight stays			
	Foreign	Domestic	Total	Structure	Foreign	Domestic	Total	Structure
	(1)	(2)	(3)=(1)+(2)	(3) in %	(1)	(2)	(3)=(1)+(2)	(3) in %
Total	1 350 297	167 079	1 517 376	100.0	8 596 656	957 127	9 553 783	100.0
Andrijevic	306	134	440	0.0	325	163	488	0.0
Bar	145 841	11 517	157 358	10.4	1 163 929	55 914	1 219 843	12.8
Berane	1 128	908	2 036	0.1	1 548	1 271	2 819	0.0
Bijelo Polje	2 369	1 824	4 193	0.3	4 918	2 751	7 669	0.1
Budva	697 110	57 457	754 567	49.7	4 356 139	313 987	4 670 126	48.9
Cetinje	4 294	9 007	13 301	0.9	8 884	30 463	39 347	0.4
Danilovgrad	1 268	91	1 359	0.1	2 052	104	2 156	0.0
Herceg Novi	177 982	36 677	214 659	14.1	1 336 455	299 419	1 635 874	17.1
Kolasin	15 025	4 103	19 128	1.3	31 838	7 501	39 339	0.4
Kotor	56 286	2 226	58 512	3.8	275 447	11 865	287 312	3.0
Mojkovac	1 210	311	1 521	0.1	1 435	406	1 841	0.0
Niksic	4 842	639	5 481	0.4	9 363	1 161	10 524	0.1
Plav	1 372	537	1 909	0.1	1 966	927	2 893	0.0
Pljevlja	2 094	1 854	3 948	0.3	5 136	7 818	12 954	0.1
Pluzine	2 837	67	2 904	0.2	3 423	82	3 505	0.1
Podgorica	64 589	6 103	70 692	4.6	112 731	15 384	128 115	1.4
Rozaje	744	567	1 311	0.1	1 770	1 239	3 009	0.0
Tivat	40 030	5 547	45 577	3.0	420 414	18 612	439 026	4.6
Ulcinj	116 845	22 257	139 102	9.2	832 836	173 000	1 005 836	10.5
Zabljak	14 125	5 253	19 378	1.3	26 047	15 060	41 107	0.5

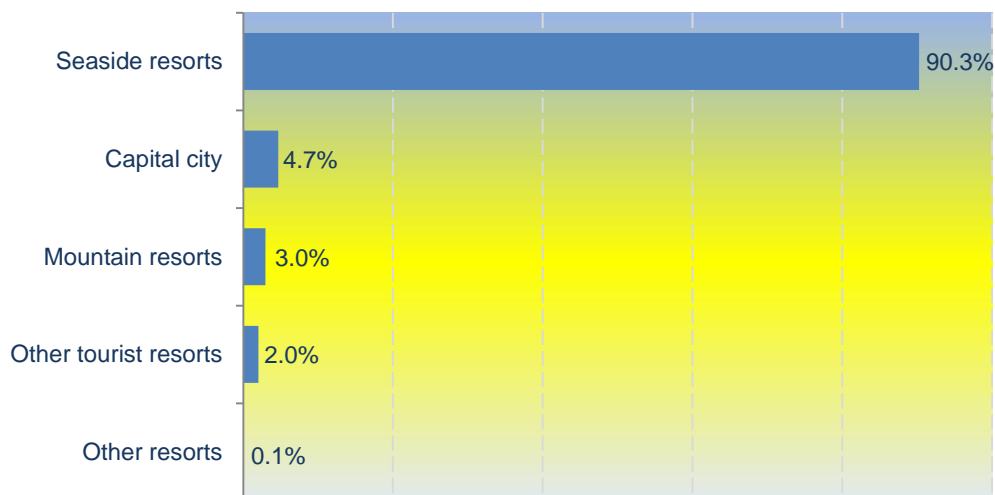
Graph 4. Structure of tourist arrivals and overnight stays by cities, 2014



Graph 5. Structure of foreign tourist arrivals by largest share, 2014.



Graph 6. Structure of tourist arrivals by type of tourist resorts, 2014.



METHODOLOGICAL NOTES

The data on tourist turnover have been collected by regular monthly report on tourists arrivals and overnight stays in the accommodation establishments (form TU-11). Reports are made on basis of reception records in guest books.

Tourist is a person who spends at least one night in an accommodation facility or in some other object for accommodation for tourists, in a place other than his/her place of permanent residence for the reasons of rest or recreation, health, studies, sports, religion, family, business, public missions or meetings. Tourists do not include migrants, border workers, diplomats, member of military forces in the regular duty, refugees, etc.

Domestic tourist is a person with permanent residence in Montenegro who temporarily resides in any place of Montenegro, and spends at least one night in accommodation facility.

Foreign tourist is a person with permanent residence outside Montenegro, who temporarily resides in any place in Montenegro, and spends at least one night in an accommodation facility.

Published and printed by Statistical Office of Montenegro (MONSTAT)
81000 Podgorica, IV Proleterske 2. Phone: (+382) 20 230-811, Fax: (+382) 20 230-814

The release prepared by:

Boris MURATOVIC and Ivana CIMBALJEVIC

Phone: +382-20-230 837

contact@monstat.org