




BANK OF CANADA
BANQUE DU CANADA

Wise Up to Counterfeiting

A GUIDE FOR POLICE OFFICERS

www.bankofcanada.ca/banknotes



With the introduction of polymer bank notes in 2011, the Bank of Canada's message is clear—it intends to stay ahead of counterfeiting. Let's look at the facts.

- It's become apparent that most counterfeiting activities are largely the **work of organized criminals**. They're computer savvy and resourceful, and their distribution networks have the potential to allow counterfeits to spread quickly. The profits from counterfeiting may then finance other crimes.
- It only takes a few media reports of counterfeiting activity, and the appearance of cash-refusal signs, to trigger a potential **loss of confidence in our bank notes**. Once lost, that confidence is hard to regain.
- Counterfeiting activity has its ups and downs. This is evident when we look at the **all-time highs and lows over the last decade**. Even during quiet periods, the situation can turn on a dime. It takes only one active counterfeiter to do a lot of damage.

During the transition to polymer notes, this context reminds us that **we need to be vigilant**. The new notes will present significant challenges for counterfeiters, but polymer and paper notes will both be in circulation for several years. Since counterfeiters tend to take the easy road by targeting bank notes with security features that are easier to fake, our paper money may well be their focus for some time.

This guide contains practical reference material and gives an overview of the security features of genuine bank notes. Currency education, as well as **your continued deterrence efforts**, is critical in the fight against counterfeiting.

Putting counterfeiters out of business is a collaborative effort!

The Offences

Counterfeit currency offences are listed in Part XII of the *Criminal Code*. Refer to Sections 448 to 462.

The *Criminal Code* prohibits a number of behaviours related to bank notes, including these primary offences, which are liable to a maximum sentence of 14 years (except S. 457, which is punishable on summary conviction).

S. 449: Making counterfeit money

- Making or beginning to make counterfeit money

S. 450: Possession of counterfeit money

- Having counterfeit money in personal possession or knowingly
 - having it in the actual possession of another person, or
 - having it in any place for the use of himself or another person
- Where several people know about the possession, it is deemed to be in the possession of all of them

S. 452: Uttering counterfeit money

- Includes uttering or offering to utter counterfeit money as though it were genuine

S. 457: Likeness of bank notes

- Regulates the use of bank note images for advertisers by specifying colour and size limitations; provides exemptions for RCMP and Bank of Canada employees

S. 458: Possession of instruments for counterfeiting

- Making, repairing, buying, selling, or possessing any item used for making counterfeit money

Note: Forged polymer bank notes fall within the definition of “counterfeit money” under S. 448(b) of the *Criminal Code*.



The Evidence

While the Crown must establish that the accused knew the money was counterfeit, it does not have to prove that the accused intended to use the counterfeit money as currency.

When Evidence Is Required in Court

In Canada, the National Anti-Counterfeiting Bureau's (NACB) Examiners of Counterfeits are the experts who can testify as to the counterfeit nature of bank notes. This forensic service is available to all Canadian police agencies, and results include a laboratory report, a Certificate of Examiner of Counterfeits, and a Notice of Intention to Produce Certificate.

Service request and exhibit submission

1. Complete a Request for Forensic Laboratory Analysis (RCMP Form C-414 at www.rcmp-grc.gc.ca/fsis-ssji/fac-cej-eng.htm) providing details of the occurrence and a clear indication that the analysis is required for court purposes (specify date, if known).
2. Forward your exhibits along with a copy of Form C-414 to the NACB.

Tips

- Mark exhibits with initials and date. Seal notes in an exhibit bag marked with the same.
- If fingerprint analysis is needed, submit bank notes to the NACB first and indicate that special handling is required.


When No Criminal Charges Are Anticipated

The NACB is the central repository for counterfeit money recovered from circulation in Canada; as such, all suspect counterfeit notes must be submitted to it. The benefits are:

- **Prompt submission** means that timely activity reports are available to aid police in establishing trends and linking associated counterfeiting occurrences.
- A forensic classification system groups counterfeit bank notes based on shared characteristics—a methodology that links counterfeits to a common source.
- A brief report confirming the counterfeit nature of the exhibit will be issued or, if the bank note is genuine, it will be returned to the contributing agency.

Use either Form C-414 or Form 3774 (at www.rcmp-grc.gc.ca/form/3774-eng.htm) and provide details of the occurrence.

As the result of an agreement between the Minister of Finance and the RCMP, the authority for disposal is delegated to the Commissioner of the RCMP. Thus, the NACB assumes responsibility for destroying all counterfeit notes (when the notes are no longer needed or are not required for court).





The Prosecution

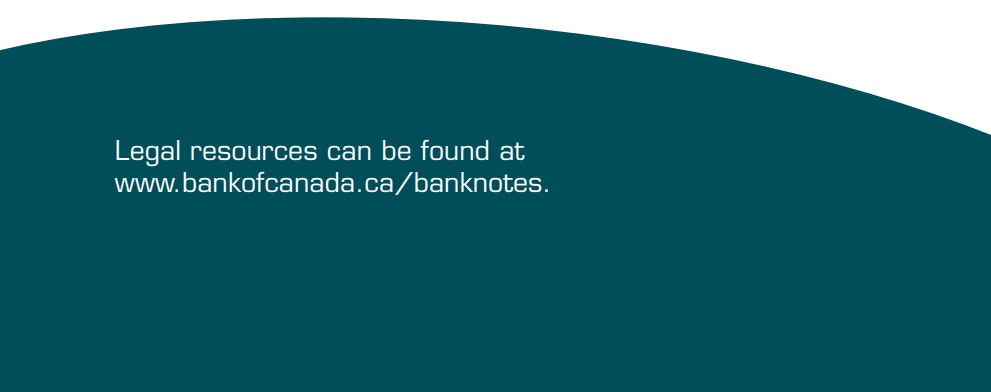
The Bank of Canada has developed legal resources for prosecuting counterfeiting offences.

Prosecutor's Tool Kit

This legal tool kit was developed in collaboration with the Public Prosecution Service of Canada and the provincial Attorneys General and includes trial materials, sentencing materials and sentencing precedents.

Victim Impact Statement (VIS)

The VIS presents evidence about the prevalence of counterfeiting in society and its impact on both the immediate victim and the community as a whole. It gives the court the information it requires to impose a just sentence.




Legal resources can be found at
www.bankofcanada.ca/banknotes.

How to Verify Bank Notes

Checking security features on bank notes is simple to do. Even reasonably good counterfeits are easy to recognize when you focus on the security features.

- Make it a habit to **feel, look and flip** each note.
- Compare a suspect note to a genuine note. Look for differences rather than similarities.

Security Features of the *Polymer Series*



Same security features on the \$50 and \$100 notes

Feel, Look and Flip is a phrase that reminds you how to check the security features on polymer notes.

Feel

Polymer note

Feel the smooth, unique texture of the note. It's made from a single piece of polymer with some transparent areas.

Raised ink

Feel the raised ink on the large number, the shoulders of the large portrait, and the words "Bank of Canada" and "Banque du Canada."




Raised ink

Look

Large window

Look for transparency through the large window containing a metallic portrait and building.



Metallic portrait

Look at the details in the metallic portrait in the large window. It matches the large portrait.

Transparent text

Look at the word "Canada." It is transparent and feels slightly raised.

Small numbers

Look at the numbers in and around the large window that match the note's value. Some of the numbers appear in reverse.

Metallic building

Look at the details in the metallic building in the large window. Tilt the note to see sharp colour changes in the building.

Maple leaf border

Look at the maple leaves that border the large window. Some of the leaves cross into the window.

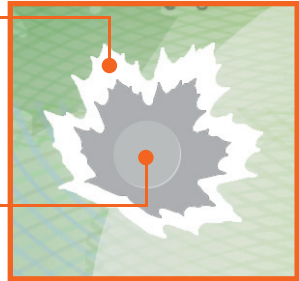
Flip

Flip the note to see the features in the large window repeated in the same colours and detail on the other side.

Look

Frosted maple leaf window

Look at the frosted maple leaf window to see that it has a transparent outline.



Hidden numbers

The hidden numbers are an additional security feature that you can use after checking the other features if you're still unsure that a polymer note is genuine.

The numbers can only be seen by using a small light like an incandescent bulb or a pot light.

Warning: No light source should be pointed directly at your eye at close range. Dangerous sources of light, such as the sun, laser lights and many LEDs, should never be used to view the feature.

Step 1

Use a small light that is located about a metre away from you.




Step 2

Bring the note right up to your eye, until it almost touches your nose.



Step 3

Look at the light through the frosted maple leaf window.



Step 4

See a circle of numbers matching the value of the note appear through the frosted maple leaf window.

Security Features of the *Canadian Journey Series*

All five denominations have the same security features.

Metallic stripe

Ghost image

Puzzle number



Raised ink

Dashes

Metallic stripe

Tilt the note. The numbers and maple leaves change colour.

Ghost image

Hold the note up to the light and look through it. A small, ghost-like image of the portrait appears. It is visible from both sides of the note.

Puzzle number

Hold the note up to the light and look through it. Irregular marks on the front and back of the note form a complete number. It is visible from both sides of the note.

Dashes

Hold the note up to the light and look through it. The dashes form a solid line that is visible from both sides of the note.

Tilt the note. The dashes shift from gold to green. Small characters (e.g., CAN 20) match the note's value.

Raised ink

Feel the raised ink on the large number, the shoulder and the words "Bank of Canada • Banque du Canada."

Note: The original \$5 and \$10 notes of this series had different security features than those described above. Instead of a metallic stripe they featured iridescent maple leaves.

Security Features of the *Birds of Canada Series*



Metallic patch

Green dots

Metallic patch

- Tilt the note. The square metallic patch changes from gold to green.
- Touch the metallic patch. There are no detectable raised edges and the patch cannot be peeled off.

Green dots

Look at the small green dots on the note. They are positioned at random in the paper. They appear on both sides of the note and, if on the surface, can be removed from the paper.

For more on security features, visit www.bankofcanada.ca/banknotes.

Advice You Can Give to Retailers

Notes from Older Series

If you have doubts when verifying a bank note from an older series, you should ask for a more recent note.

Suspicious Money

What to do if you suspect that you have been offered a counterfeit note **DURING** a transaction:

Assess the situation to ensure that you are not at risk. Then do the following:

- Politely refuse the note and explain that you suspect it may be counterfeit.
- Ask for another note (and check it too).
- Advise the person to check the note with the local police.
- Inform your local police of an attempt to pass suspected counterfeit money.

Be courteous. Remember that the person in possession of the bill could be an innocent victim who does not realize that the note is suspicious.

What to do if you suspect that a note is counterfeit **AFTER** a transaction:

- Give it to the local police. If it's real, you'll get it back.

It is a criminal offence to knowingly pass counterfeit money.



Contact Information

Do you have counterfeit notes and a suspect identified? Not sure where to go from there? Why not start by contacting someone in your commercial crime or fraud unit for assistance. Also, the RCMP has regional counterfeit coordinators and specialized counterfeit teams that can assist you.

For information on counterfeiting:

National Anti-Counterfeiting Bureau

Forensic Science and Identification Services, RCMP

1200 Vanier Parkway

Ottawa, ON K1A 0R2

613 993-0664

NACB@rcmp-grc.gc.ca

For basic skills in dealing with counterfeit bank notes, complete *Counterfeit Currency Analysis* (an online course for police) available at www.cpkn.ca or Agora for the RCMP.

For information on counterfeiting activity in your area:

Counterfeit Analysis Program

counterfeit_CAP@rcmp-grc.gc.ca

For training materials for your community and quick-reference tools for police (duty book insert), contact:

Bank of Canada

1 888 513-8212

education@bankofcanada.ca

www.bankofcanada.ca/banknotes



Watch the
\$20 note video