


IS IT VALID?

CALIFORNIA DEPARTMENT OF MOTOR VEHICLES



Driver License & Identification Card Verification Guide



See It, Touch It, Trust It

Every day, millions of Californians use their driver licenses and identification (DL/ID) cards issued by the Department of Motor Vehicles (DMV) for identification purposes.

The reliability of California state issued identification documents has become increasingly important. Since the tragic events of September 11, 2001, the airline industry in particular relies heavily on the authenticity of the California DL/ID cards to identify airline passengers. Law enforcement agencies depend on the security of these documents to help identify suspects and conduct criminal investigations. Businesses and the vehicle industry utilize DL/ID cards to validate checks and credit cards, and open bank or credit accounts.

Identity theft continues to rise and is one of America's fastest growing crimes, affecting more than 10 million victims in the U.S. Identity thieves use counterfeit DL/ID cards for proof of age, to escape law enforcement, appear as a legal U.S. citizen, apply for federal and state benefits, or open bank and credit accounts. Billions of dollars are lost nationwide because of counterfeit DL/ID cards, which is ultimately passed on to the consumer.

The Department of Motor Vehicles is committed to protecting California citizens' personal information by utilizing innovative technology, leading the way for identity security, fraud prevention, and privacy protection. The California **SECURE** DL/ID card contains multiple layers of advanced security features that you can:

- see** without the aid of expensive tools,
- touch** by simply placing your fingers over the feature,
- trust** that the new driver license or identification card is secure.

This booklet has been developed to provide information on DMV issued DL/ID cards for those who examine them and are tasked to answer the question...

“IS IT VALID?”



WHAT TO LOOK FOR	Simple Questions for the Cardholder.....1
SECTION 1	California SECURE Cards..... 2
SECTION 2	Photo Receipts, Temporary and Interim Driver Licenses..... 5
SECTION 3	Previously Issued Cards..... 6

WHAT TO LOOK FOR

Simple Questions for the Cardholder

When looking at a California issued driver license or identification card, it is important to know what features to look for as well as where to find them.

Before inspection of a card, it is important to have the card removed from any protective covering such as a wallet or plastic cover. This will allow clear and unobstructed access to the card and security features. Before looking for the security features, there are some simple questions that, when answered, may help to quickly determine if the person in front of you is the true cardholder and if the card is valid.

1. Look at the issue date of the card. Is it within the range of valid dates for currently circulated DL/ID cards?
2. Look at the expiration date of the card. Is it still valid?
3. What is the card's orientation? For persons under the age of 21, the new cards are vertical in orientation.
4. Look at the photo on the card and compare it to the secondary photo and the person. Do they appear to be the same person?
5. Does the card describe the person presenting it in terms of height, weight, color of eyes and hair, and approximate age?
6. Ask the cardholder questions they should readily know, such as their date of birth and/or current address. Does their verbal information match the card?
7. Check the coloring and font presentation of the driver license or identification card. Does it appear to be crisp in appearance?
8. When the 2D bar code is read by a laser scanner, can it read the bar code? If so, does the information match the information on the face of the card?

IMPORTANT!

It is against the law to counterfeit DMV issued DL/ID cards. Whenever someone gives you a suspected counterfeit card, contact your local law enforcement agency or DMV Investigations Office. For DMV Investigations contact numbers and office locations, please visit www.dmv.ca.gov or call the **Fraud Hot Line** at **1-866-658-5758**.

The next three sections of this booklet contain useful information about the security features on the current and previous California driver licenses and identification cards.

CALIFORNIA SECURE CARD

Issued from September 2010 to Current

DRIVER LICENSE AND IDENTIFICATION CARD FEATURES

The new **SECURE** cards have a completely new look and feel. State of the art security features and format changes make them superior in the prevention of tampering and counterfeiting, facilitating quick and accurate validation. The most notable changes are the orientation of the cards and background designs depicting some of California's more famous attractions including coastal waves, monarch butterfly, Half Dome, California Redwoods, and the Golden Gate Bridge.

FEATURES ON FRONT OF CARD

Driver license and identification cards issued to persons age 21 and over have **HORIZONTAL** orientation, with the full color photo on the left side of the card. The card header has changed to "California" with card type in **BLUE** for driver license and **GREEN** for identification cards. The new security features include:

Laser Engraved Ghost Photo (grayscale photo)

A smaller, less dense (grayscale) version of the primary photo is on the face of the card.

3D Tactile Feature

The cardholder's date of birth is shown across the primary photo in 3D with raised numbers that can be felt by touch.

Laser Engraved Tactile Signature

In the signature area, the cardholder's signature is laser engraved with raised lettering that can be felt by touch.

Laser Engraved Tactile Date of Birth

The cardholder's date of birth is laser engraved in raised numbers that can be felt by touch.

DRIVER LICENSE



INK COLORS MAY VARY FROM THE ACTUAL LICENSE

- NEW HEADER
- TACTILE SIGNATURE
- 3D TACTILE DATE OF BIRTH
- GHOST PHOTO (GRAYSCALE)
- TACTILE DATE OF BIRTH

Ultraviolet "UV" Printed Variable Data (using a UV light "black light")

The cardholder's date of birth appears along the left edge of the primary photo.

Full Color UV Ghost Image

Using an ultraviolet light "black light," the cardholder's image appears as a smaller, less dense full color version of the primary photo.

Laser Perforation

An outline of the California brown bear can be seen from both the back and front of the card when held up to indirect light; however, it becomes more visible when an ordinary flashlight is pressed against one side of the card.

Name Order

The last name will be shown on the first line of the name field. The first name, middle name, and suffix will be shown on the second line of the name field.

IDENTIFICATION CARD



INK COLORS MAY VARY FROM THE ACTUAL IDENTIFICATION CARD

- MONARCH BUTTERFLY
- OCEAN WAVES
- FULL COLOR UV GHOST IMAGE
- CALIFORNIA REDWOODS
- HALF DOME

CALIFORNIA BROWN BEAR LASER PERFORATION



INK COLORS MAY VARY FROM THE ACTUAL CARD

UNDER THE "AGE OF 21," PROVISIONAL DRIVER LICENSE, AND IDENTIFICATION CARD FEATURES

Driver license and identification cards issued to persons under the age of 21 have **VERTICAL** orientation, with a full color photo on the upper left side of the card. The laser engraved ghost photo is located on the bottom left side of the card, with the full color UV ghost image located on the bottom right side of the card.

PROVISIONAL and AGE 18 are highlighted with a **BLUE COLOR BAR**. **AGE 21** is highlighted with a **RED COLOR BAR**.

PROVISIONAL DRIVER LICENSE



INK COLORS MAY VARY FROM THE ACTUAL DRIVER LICENSE
 PROVISIONAL UNTIL AGE 18 XXXX
 AGE 21 IN XXXX


UNDER "AGE 21" IDENTIFICATION CARD



INK COLORS MAY VARY FROM THE ACTUAL IDENTIFICATION CARD
 FULL COLOR UV GHOST IMAGE
 AGE 18 XXXX
 AGE 21 IN XXXX

FEATURES ON BACK OF CARD


The back of the card contains 1D and 2D bar codes, the cardholder's license class, endorsements, and restrictions. The cardholder's signature and date of birth are also on the back.



INK COLORS MAY VARY FROM THE ACTUAL CARD

PHOTO RECEIPTS


The department will issue a **PHOTO RECEIPT** to applicants who are applying for a driver license requiring DMV tests. This photo receipt will be used for DMV purposes only. This receipt is not a verified identification and must not be used as a license or permit to drive.



TEMPORARY AND INTERIM DRIVER LICENSES

A **TEMPORARY** driver license is issued to allow a person to drive until all application requirements have been met. The department will issue an **INTERIM** driver license after all application requirements have been met, allowing the person to drive until receipt of his/her permanent license.

The temporary and interim licenses are issued for driving purposes only and may not be used for proof of identity, eligibility for employment, voter registration, or public benefits.




POLADUAL™/POLAPRIME™ SECURITY CARD


Issued from July 2001 to September 2010

FEATURES ON FRONT OF CARD


DRIVER LICENSE



IDENTIFICATION CARD



PROVISIONAL DRIVER LICENSE



POLADUAL™ is a two-color, optical variable ink coated on the inside face of the laminate, in the configuration of the “California State Seal” and “DMV” logo. Depending on the angle of the card, the images will appear either green or gold.

The **GUILLOCHE** security feature is a fine line security printing that uses a series of colored concentric circles that are placed throughout the face of the card. This helps to protect the card from being color photocopied or scanned. A smaller, less dense version of the main photo is on the face of the card.

The driver license/identification card number is printed in red. Previous versions of the card show a green DL/ID card number.

PROVISIONAL and **AGE 21** are highlighted with blue and red color bars, respectively. Driver license and identification cards issued to persons under the age of 21 will have the photo on the right side of the card. The provisional driver license will include the provisional original issue date.

UNDER 18/21 IDENTIFICATION CARD



NOTE: Some PolaDual™ driver licenses will be valid through 2016; some senior identification cards will remain valid through 2020.

Effective February 22, 2005, the blue banner on the Under 18 Identification Card denotes the year the person turns 18.

MICROPRINTING of “California DMV” is embedded in the top line of the DMV logos and can be viewed with a magnifying glass.

The **POLAPRIME™** security feature is invisible to the naked eye. Utilizing ultraviolet technology that can only be seen through the use of an ultraviolet (UV) “black light,” the image of the multicolor California State Flag can be seen across the bottom of the card.

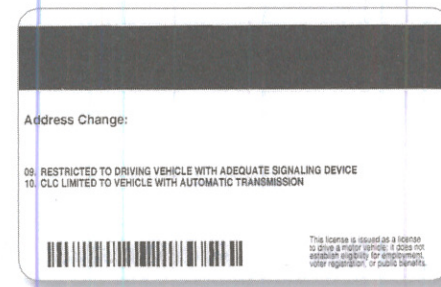


DETECTING ALTERATIONS IN THE LAMINATE

Attempts to remove the security laminate will distort the card. Any alteration of data by writing or typing on top of the laminate will show clearly.

FEATURES ON BACK OF CARD

The back of the card contains a bar code, an encoded magnetic stripe, a writeable surface for a change of address, and laser printed restrictions, if appropriate. There have been no changes to the magnetic stripe or the bar code located on the back of the card from previous card versions.




LICENSES ISSUED PRIOR TO 2001

The driver licenses below are displayed for historical information and are no longer valid.

POLASECURE®

Issued from March 1999 to July 2001



Driver license and identification cards are no longer valid.
Note: Senior identification cards remain in effect until 2011.

HOLOGRAM WITH GRIDLINES

Issued from December 20, 1990 to July 11, 1994



Driver license and identification cards are no longer valid.

HOLOGRAM WITHOUT GRIDLINES


Issued from July 11, 1994 to June 30, 1999



Driver license and identification cards are no longer valid.

REFLECTIVE SECURITY LAMINATE

Issued until December 19, 1990



Driver license and identification cards are no longer valid.