

Voices from Congo

Report 13 – March 2018

Peacebuilding and Reconstruction Polls

(December 2017 data)

Patrick Vinck | Phuong Pham | Anupah Makoond

CONTENT

- p3. **POVERTY:** Dissatisfaction with access to basic services and needs is growing and associated with the perception of government authorities.
- p5. **GOVERNANCE:** Few people think that the authorities (at all levels) represent the interests of the population.
- p8. **GOVERNANCE:** Perceptions of government efforts in key areas of peacebuilding and reconstruction are rarely positive and deteriorating.
- p11. **GOVERNANCE:** The feeling of being able to influence decisions and contribute to peace is frequent but unequal among women and men.
- p13. **KEY GLOBAL INDICATORS**

About the polls

This poll is the thirteenth in a series of quarterly polls conducted to provide reliable data and analysis on peace, security, justice and reconstruction in the Democratic Republic of the Congo. The project is a joint initiative of the Harvard Humanitarian Initiative (HHI) and the United Nations Development Programme (UNDP), in collaboration with MONUSCO Civil Affairs. HHI is responsible for the data collection, the independent data analysis and report writing, in partnership with the Université Libre des Pays des Grands Lacs, Université Catholique de Bukavu et Université de Bunia. Results for this poll are based on 5,834 face-to-face interviews conducted in December 2017 with randomly selected adults across eastern DRC. Additional interviews were conducted in six priority zones: 1 - South Irumu (n=435); 2 - Kitchanga (n=791); 3 - Ruzizi (n= 428); 4 - Kalehe (n=420); 5 - Mambasa (n=421); Beni (n=479)

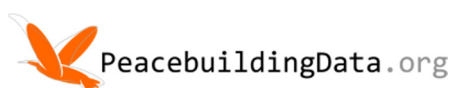
North Kivu		South Kivu		Ituri	
Territoire/Town	Sample	Territoire/Town	Sample	Territoire/Town	Sample
Ville de Goma	221	Ville de Bukavu	300	Ville de Bunia	290
Ville de Beni	300	Fizi	216	Aru	218
Ville de Butembo	299	Idjwi	216	Djugu	216
Beni	215	Kabare	216	Irumu	220
Lubero	216	Kalehe	236	Mahagi	216
Masisi	217	Mwenga	216	Mambasa	216
Nyiragongo	220	Shabunda	216		
Rutshuru	224	Ville d'Uvira	302	TOTAL	1,376
Walikale	196	Uvira	217		
TOTAL	2,108	Walungu	215		
		TOTAL	2,350		
TOTAL Eastern DRC					
5,834					

(Error margin of ± 5 percentage points at the 95% confidence level).

Publications:

- Poll Report # 12 [Goma], November 2017 (Data from Oct 2017)
- Poll Report # 11, [Security], September 2017 (Data from July 2017)
- Poll Report # 10, June 2017 (Data from March April 2017)
- Poll Report # 9, March 2017 (Data from Dec 2016)
- Poll Report # 8, November 2016 (Data from Sept 2016)
- Poll Report # 7, August 2016 (Data from June 2016)
- Poll Report #6, June 2016 (Data from March 2016)
- Poll Report #5, January 2016 (Data from Dec 2015)
- Poll Report #4, November 2015 (Data from Sept - Oct 2015)
- Poll Report #3, August 2015 (Data from June-July 2015)
- Poll Report #2, June 2015 (Data from March-May 2015)
- Poll Report #1, March 2015 (Data from Dec 2014)
- Baseline, May 2014 (Data from Dec 2013)

For more information, visit www.peacebuildingdata.org/drc or contact info@peacebuilding.org



Au service
des peuples
et des nations

In collaboration with



With support from



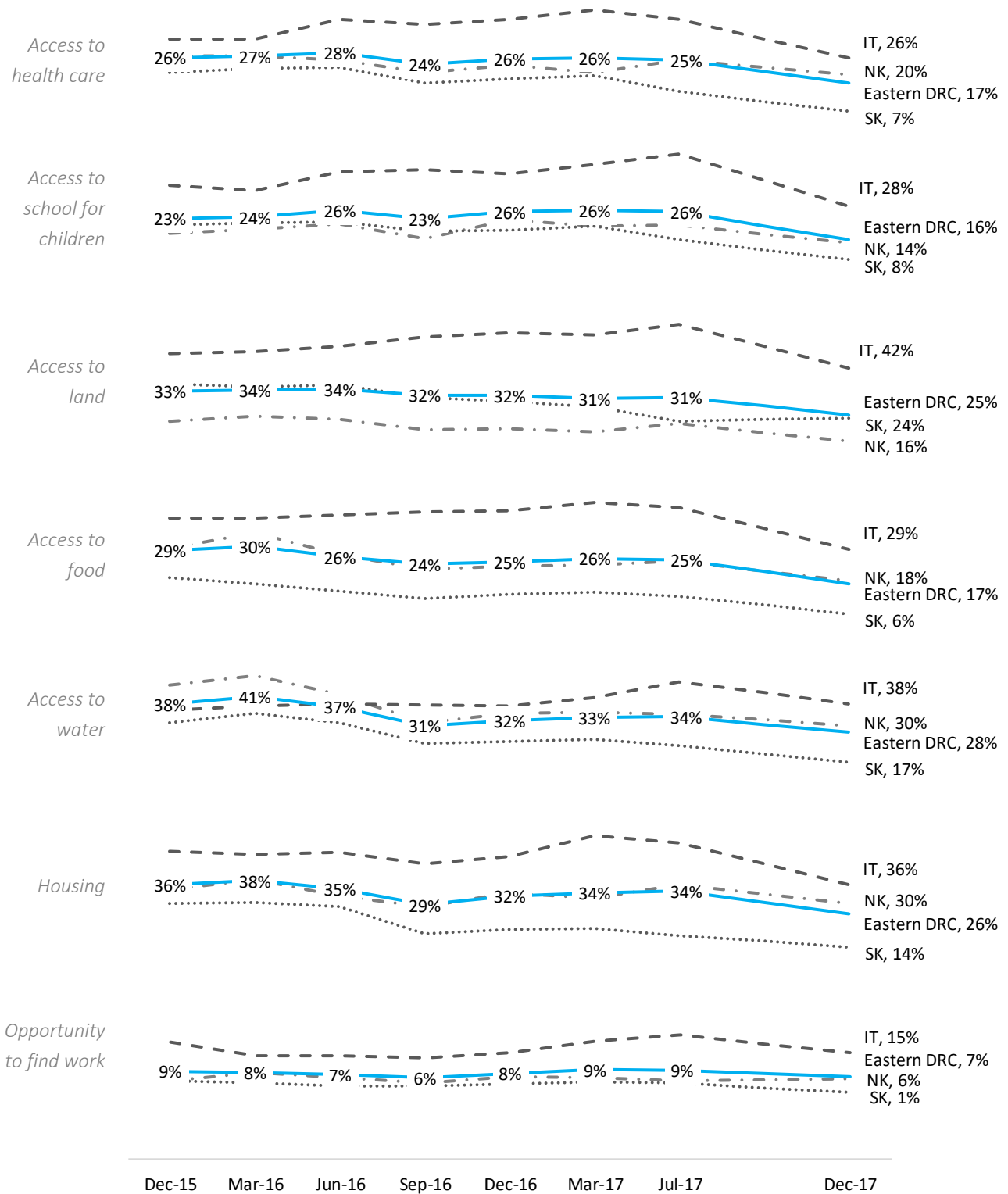
POVERTY: Dissatisfaction with access to basic services and needs is growing and associated with the perception of government authorities.

The polls regularly collect data on respondents' satisfaction with basic services and needs - access to health care, school for children, water, food, land, opportunities to find work and housing. The results show a growing dissatisfaction in all areas between December 2015 and December 2017, with a more significant decrease in satisfaction in the year 2017. This decline coincides with a period of rapid inflation, linked to the depreciation of the Congolese franc against the dollar. It is likely that reduced purchasing power contributed to the decline in satisfaction with basic services and needs.

The downward trend is general in all provinces. However, the perception of access to basic services and needs remains more positive in Ituri compared to the other provinces. Conversely, dissatisfaction is most common in South Kivu. For example, 26% of respondents are satisfied with their access to health care in Ituri, compared to 20% in North Kivu and 7% in South Kivu. Regarding access to water, only 1% of respondents interviewed in Shabunda and 4% in Fizi said they had good or very good access in the December 2017 survey. The average percentage for South Kivu is 17% of people satisfied with their access to water, compared to 30% in North Kivu and 38% in Ituri.

It is possible that dissatisfaction with basic services is associated with dissatisfaction with the representation of public interest by government authorities at all levels. For example, among those who feel that their access to water is very poor, only 19% are positive about the representation of their interests by provincial authorities. This percentage is 32% among people who are very satisfied with their access to water. In terms of health care, among those who think their access to health care is very poor, only 11% are positive about the representation of their interests by provincial authorities, compared to 34% of those who judge their access to care health as being very good.

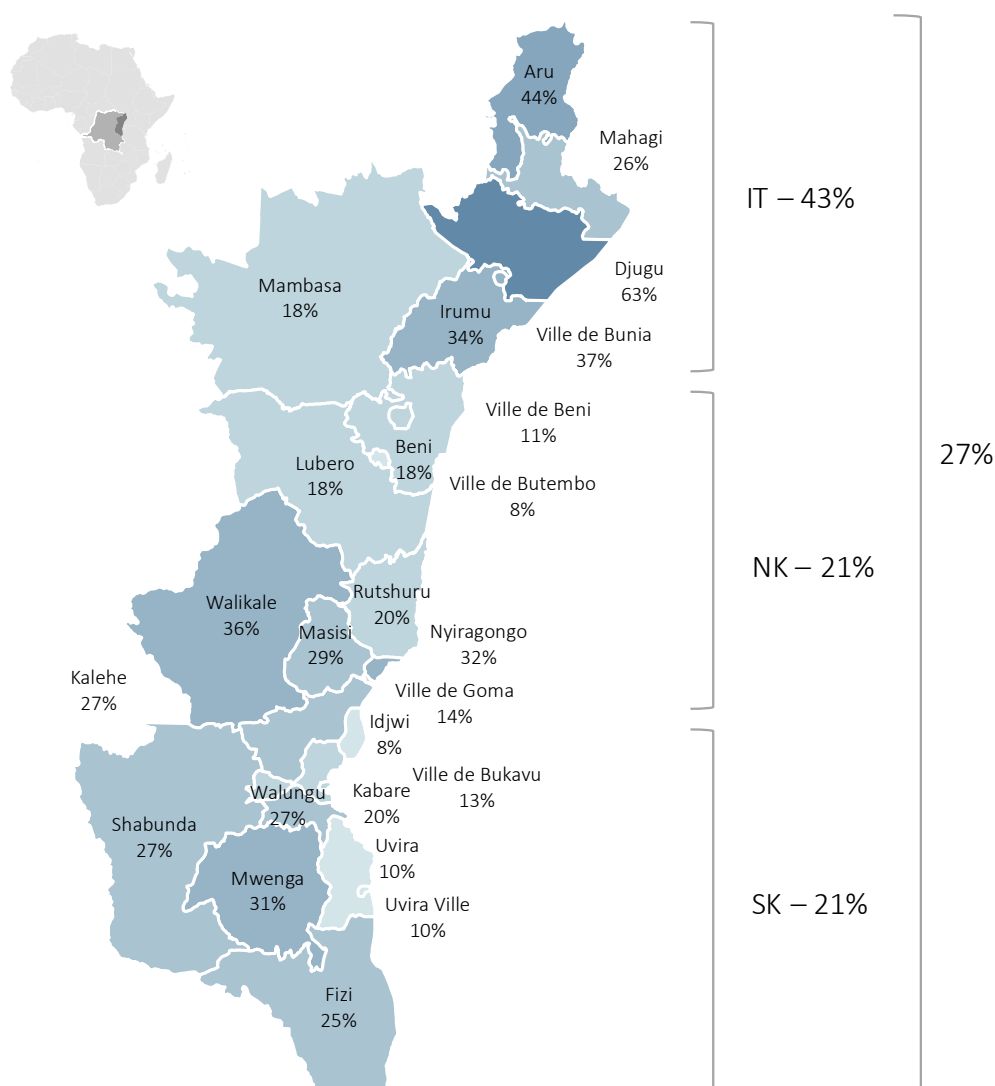
Figure: Access to services and basic needs
Dec. 2015 - Dec 2017 (% good - very good)



GOVERNANCE: Few people think that the authorities (at all levels) represent the interests of the population.

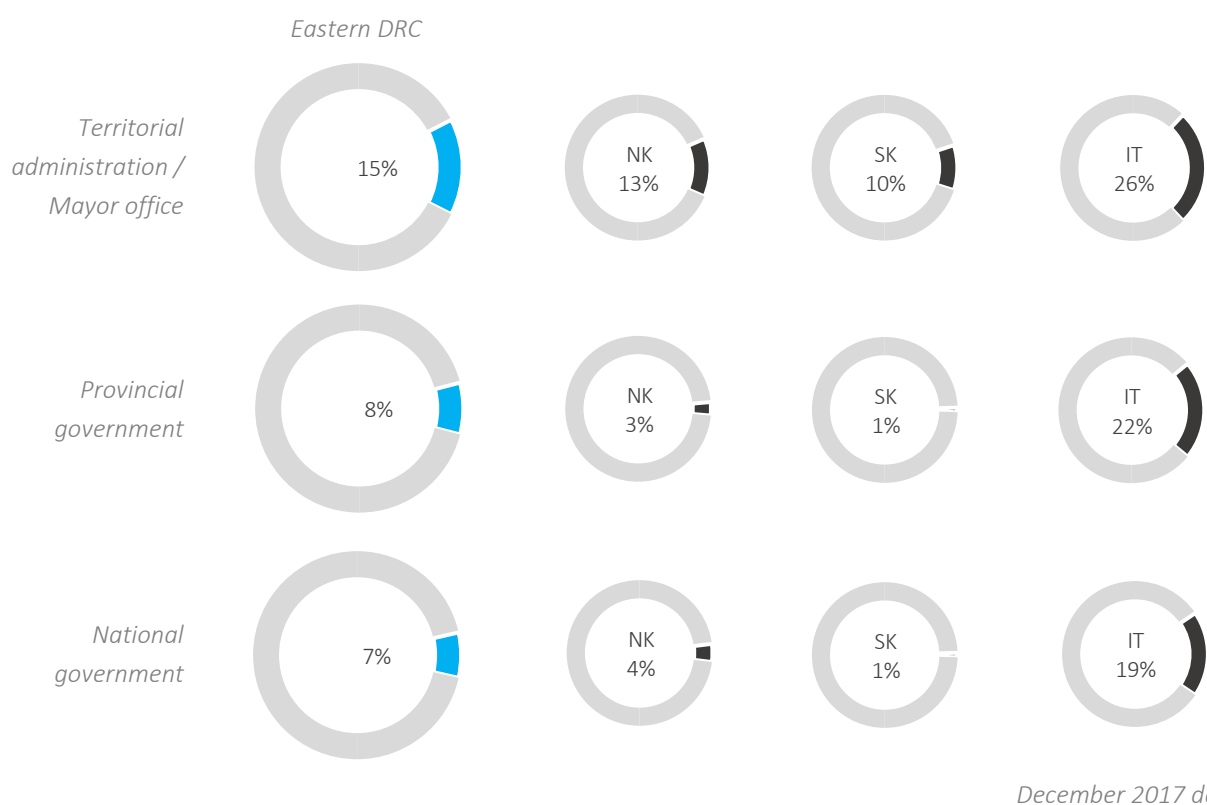
Restoring a relationship of trust between the population and the governmental authorities that must serve them is an essential component of peacebuilding. The polls conducted in the eastern part of the Democratic Republic of Congo include questions to better understand how the population perceives these authorities. Results of the December 2017 survey show that only one in four (27%) people in North and South Kivu and Ituri consider local authorities - village chiefs or neighborhood leaders - to be good or very good at representing the interests of the people. There are variations between provinces. The perception of the representation of the interests of the population by local authorities is more frequently positive in Ituri (43%) than in North Kivu (21%) and South Kivu (21%). At the level of the territories, it is in Butembo (8%) and in the territory of Idjwi (8%) that the percentage is the lowest. It is much higher in Djugu in Ituri (63%), which probably reflects the individual characteristics of the local authorities.

Figure: Perception of the representation of the interests of the population by local authorities – chefs de quartiers / villages (% well - very well)



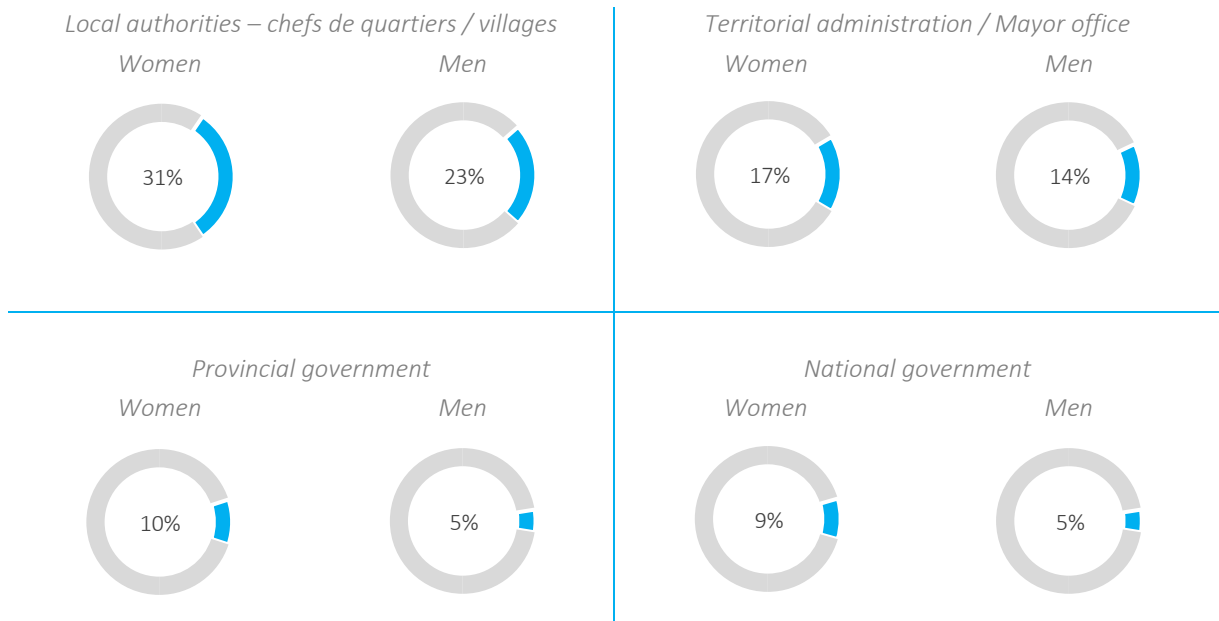
The percentage of respondents considering that local authorities represent the interests of the population well or very well is low (27%) across the region. However, it is markedly higher than the percentage of respondents who believe that territorial, provincial or national authorities represent the interests of the population well or very well. In all three provinces, only 15% of those interviewed consider that the Territorial Administration or the Mairie (in the city) represent the interests of the population well or very well. The percentage is 8% for the provincial government and 7% for the central government. Part of this trend can be explained by the fact that the higher hierarchical authorities are also more distant from the population. This can result in less visibility and fewer interactions. Local authorities generally live among the population and have regular interactions. This is not the case for the Mayor or the Territory Administrator, and even less so for the provincial and national authorities. Provincial trends are the same as for local authorities, with a higher percentage of people in Ituri judging positively the representation of their interests by all levels of authorities compared to the other provinces.

Figure: Perception of the representation of the interests of the population by territorial, provincial and national authorities (% well - very well)



A gender analysis shows that women consider that the authorities represent the interests of the population in positive terms more often than men for all levels of authorities examined in the survey. For example, for all three provinces, 31% of women feel that local authorities represent the interests of the population well or very well, compared to only 23% of men. It is possible that these differences based on gender represent different expectations between men and women regarding the actions of authorities.

Figure : Perception de la représentation des intérêts de la population par les autorités (tous niveaux), par genre (% bien – très bien)

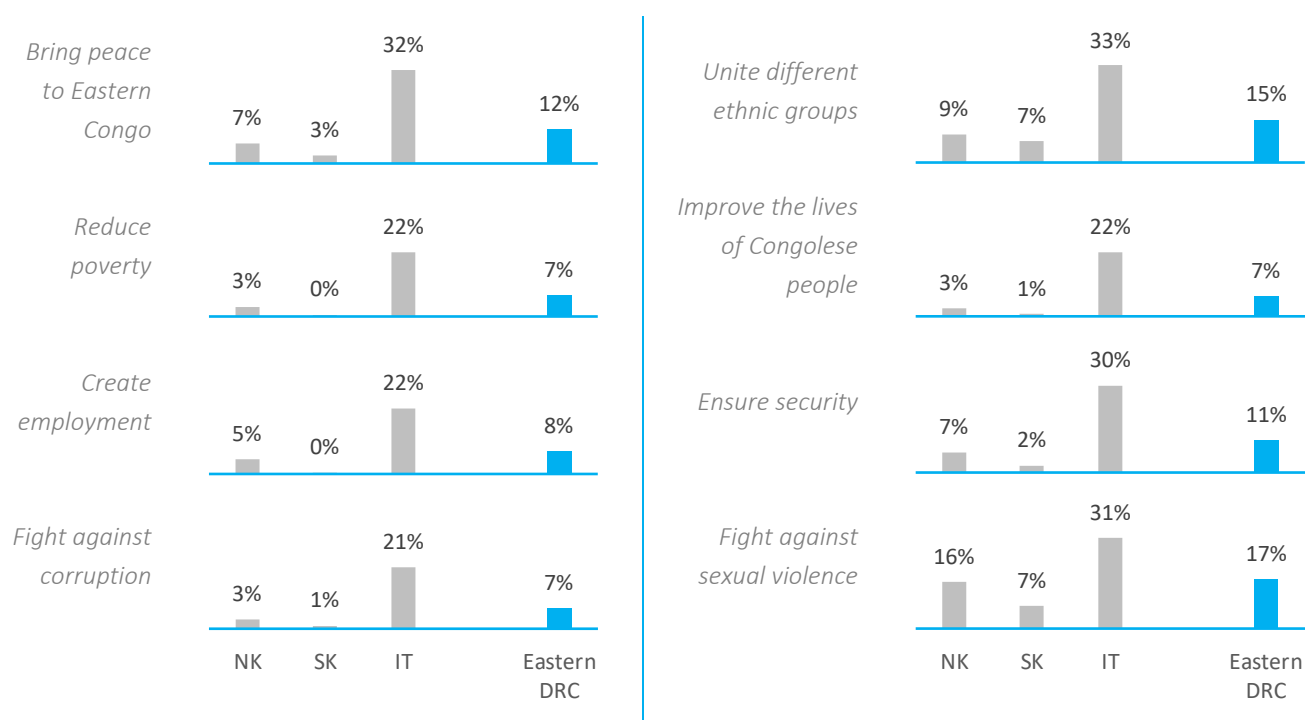


December 2017 data

GOVERNANCE: Perceptions of government efforts in key areas of peacebuilding and reconstruction are rarely positive and deteriorating.

Depuis Mars 2016, les sondages incluent des questions demandant aux répondants d'évaluer la performance du gouvernement national dans plusieurs domaines tels qu'établir la paix à l'est du pays, réduire la pauvreté, créer de l'emploi, lutter contre la corruption, parmi d'autres. L'analyse des résultats de décembre 2017 montre que les efforts en matière de lutte contre les violences sexuelles et d'unification des différents groupes ethniques sont perçus positivement plus fréquemment que les autres domaines. Néanmoins, seulement 17% des personnes interrogées jugent positivement les efforts de lutte contre les violences sexuelles, et 15% jugent positivement les efforts d'unification. C'est sur les questions économiques et de gouvernance que le gouvernement est jugé le plus sévèrement : seulement 7% jugent positivement les efforts pour réduire la pauvreté ; le même pourcentage (7%) jugent positivement les efforts de lutte contre la corruption, et 8% sont positifs envers les efforts pour créer de l'emploi. En général, le niveau de satisfaction est le plus élevé en Ituri.

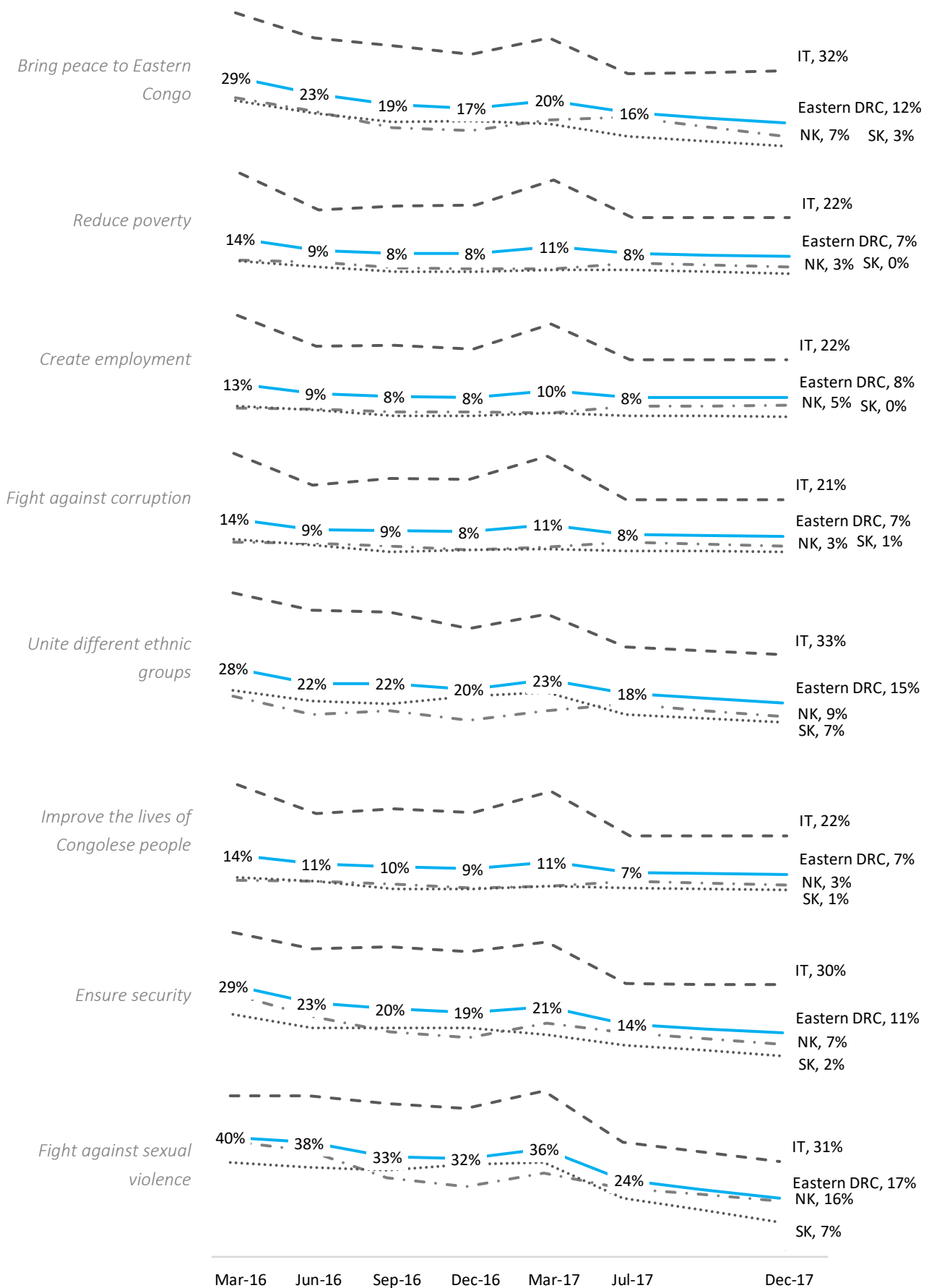
Figure : Perception des efforts du gouvernement national
(% bon – très bon)



December 2017 data

Analysis of the data collected between March 2016 and December 2017 shows a decrease in the percentage of people who rate the government's performance positively in all areas explored and across the three provinces. In the province of Ituri, in all the eight areas included in the survey, there is a sudden and very pronounced decrease between March and July 2017.

*Perception of the national government's efforts
between March 2016 and December 2017 (% good - very good)*

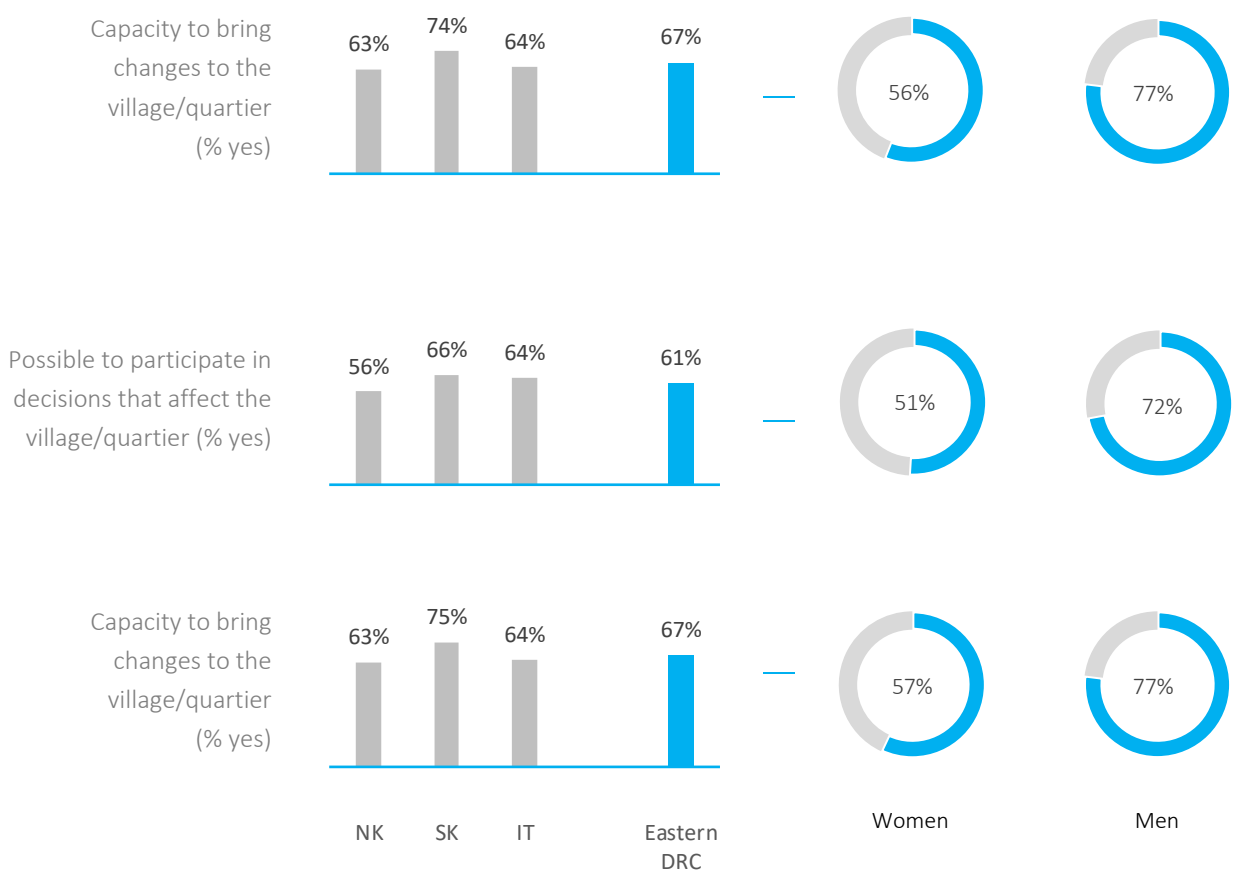


The negative trend in the perception of government efforts in the different areas explored mirrors a similar trend in terms of satisfaction with access to basic services and needs. Both variables are associated, and it is possible that a deterioration in access to basic services and needs results in a loss of confidence in government efforts.

GOVERNANCE: The feeling of being able to influence decisions and contribute to peace is frequent but unequal among women and men.

Le sondage de décembre 2017 explorait le regard que la population porte sur elle-même et sa capacité à apporter des changements positifs dans la communauté. Les résultats montrent que les Congolais vivant à l’Est de la République Démocratique du Congo demeurent optimistes en ce qui concerne la capacité des gens ordinaires à contribuer à la paix dans leurs quartiers ou villages. Sur l’ensemble des trois provinces, plus de deux personnes sur trois (67%) estiment que les gens, comme eux, ont la capacité d’apporter un changement au village ou quartier, et 61% jugent qu’il soit possible de participer aux décisions qui affectent le quartier ou village. Un pourcentage similaire (67%) pense que les gens ont la capacité de contribuer à la paix dans le quartier ou village.

Figure : Capacité d’influencer et contribuer aux décisions et à la paix (% oui)



December 2017 data

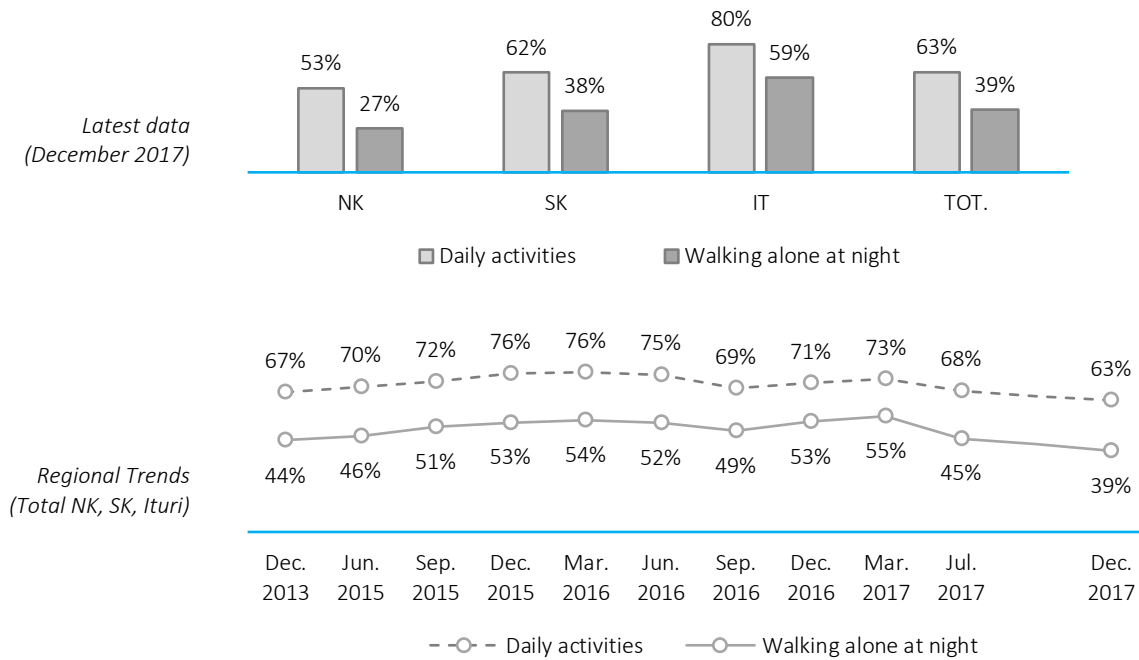
In general, the population is more frequently positive about its ability to influence decisions and bring about change in their communities in South Kivu province. At the level of the territories, people who believe that people can bring positive change to the neighborhood / village are less frequent in Lubero (57%), Nyirangongo (51%) and Rutshuru (51%) in North Kivu; in the territory of Uvira (55%) in South Kivu, and in the City of Bunia (56%) and Mahagi (52%) in Ituri. More than four out of five people think that ordinary people have the capacity to bring positive change to the neighborhood or village: Beni City (80%), Masisi (89%) and Walungu (95%).

For each question, there is a significant difference between women and men. On average, there is a gap of 20% between men and women responding that it is possible to bring positive change, participate in decisions or contribute to peace in the neighborhood. The fact that women have responded less frequently that they can make a change to the neighborhood or that people can contribute to neighborhood decisions and peace may be explained by their lower level of education - People with a higher level of education are more frequently optimistic about the ability of the population to make a change or influence decisions at the neighborhood level. However, the difference between gender also reflects more systemic gender inequalities in the attitudes, customs and traditions of the region.

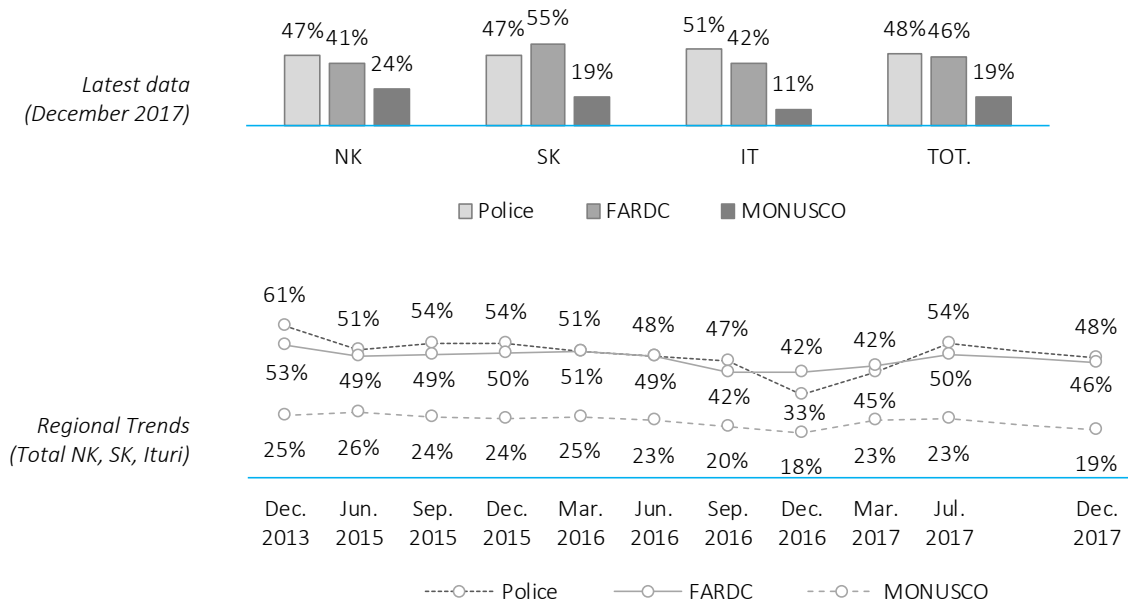
KEY GLOBAL INDICATORS (December 2017)

The following indicators are monitored in all the polls. Provincial averages may mask significant differences between territories - detailed results by territories are available on the www.peacebuildingdata.org site. Aggregate statistics are based on the latest poll available in each territory.

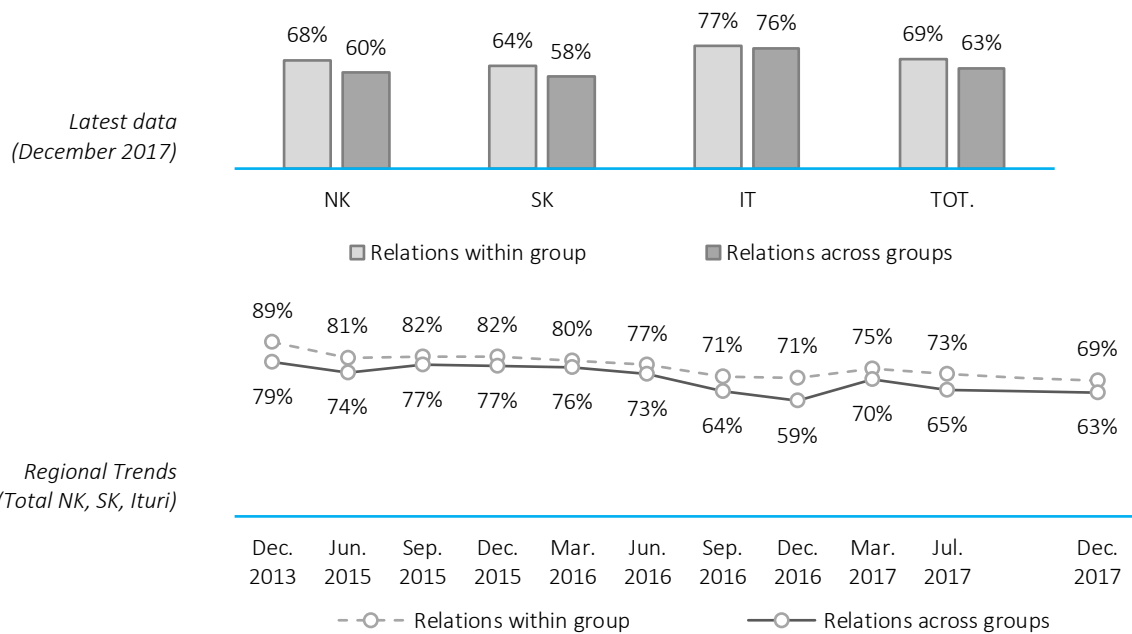
SENSE OF SECURITY (% safe – very safe)



PERCEPTION OF SECURITY ACTORS (% trust for security)



PERCEPTION OF RELATIONS WITHIN AND ACROSS ETHNIC GROUPS (% GOOD – VERY GOOD)



CONFIANCE EN LA JUSTICE (% peu – aucune)

