


British Rail : Scottish Region



CM&EE Training Centres

APT



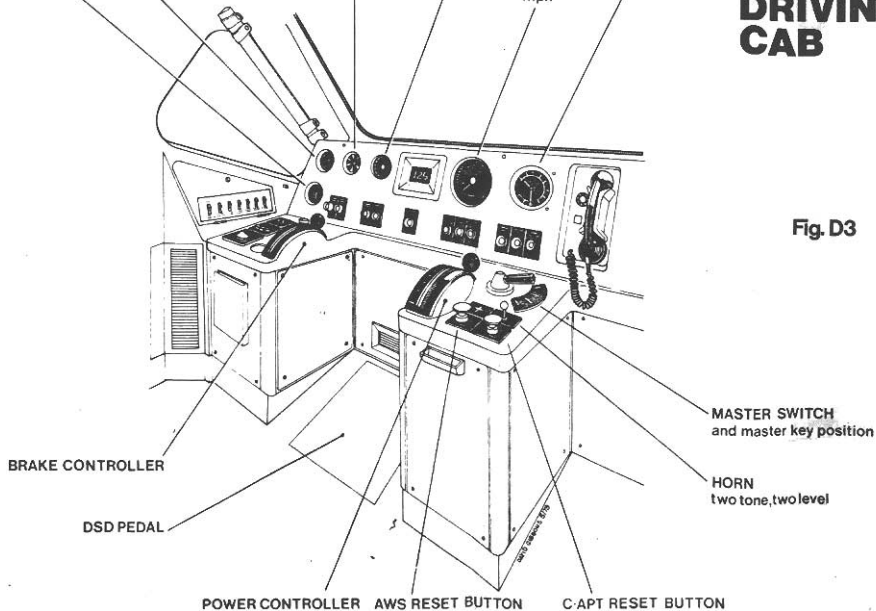
Course Notes

5.Tilt

-17-  
Brake pressure axle1/axle2  
Main res. pipe pressure  
AWS indicator  
Brake meter  
Speedometer 0 to 180 mph  
Clock

class 370

# DRIVING CAB



INDICATOR LIGHTS  
PUSH BUTTONS

Emergency brake button  
Indicator bulb test button  
Cab air cond. switches  
Green wiper and mist  
hydraulic parking brake

RED Auxiliary supply  
RED Traction fault  
RED Pass. alarm  
WHITE Start speed restriction  
BLUE Overhead line  
RED Traction power  
RED Wheel spin  
RED Traction over-temp.  
RED Pass. alarm override  
RED Pan down  
BLACK Pan up-reset

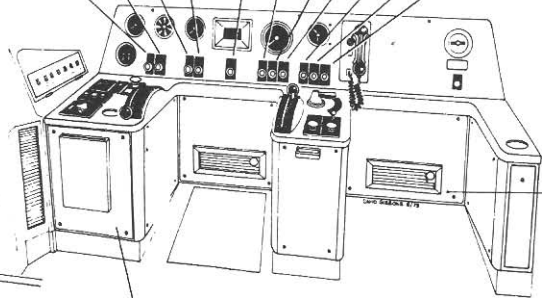
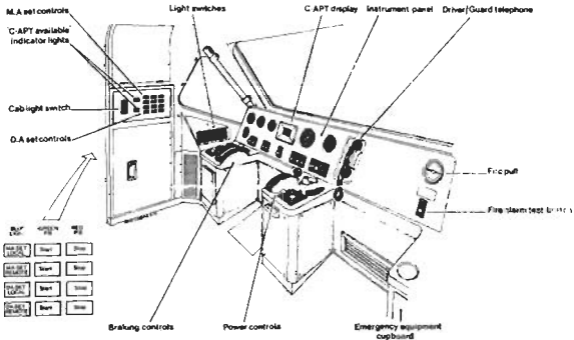


Fig D2

TRANSFER PRESSURE VALVE  
WINDSCREEN WASH/WIPERS  
MAIN RESERVOIR GAUGE  
TOWING MANIFOLD  
ISOLATION SWITCHES  
BENEATH DESK,

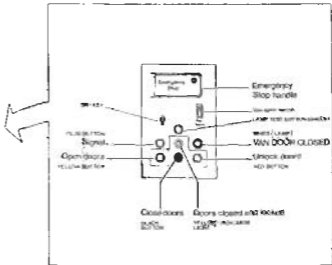
HORN ISOLATING COCK  
behind panel



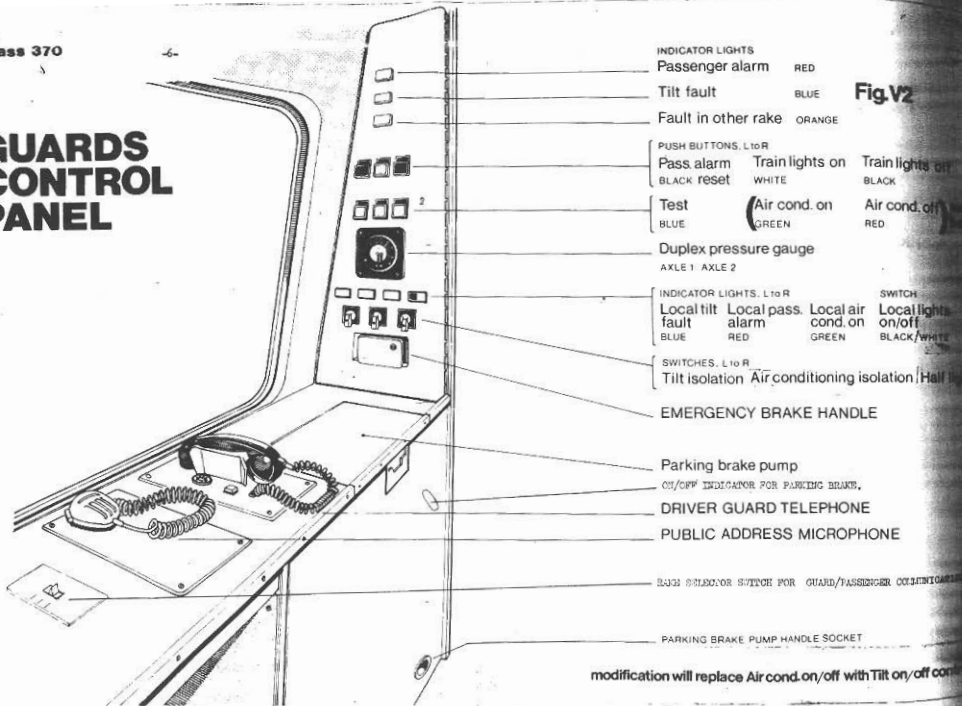
# DOOR CONTROLS

Class 370

TRAILER BRAKE FIRST- DOOR CONTROL PANEL



# GUARDS CONTROL PANEL



## INDICATOR LIGHTS

- Passenger alarm RED
- Tilt fault BLUE
- Fault in other rake ORANGE

Fig.V2

## PUSH BUTTONS. L to R

- Pass alarm Train lights on Train lights on
- BLACK reset WHITE BLACK
- Test (Air cond. on Air cond. off)
- BLUE GREEN RED

## Duplex pressure gauge

AXLE 1 AXLE 2

## INDICATOR LIGHTS. L to R

- Local tilt Local pass. Local air Local light
- fault alarm cond. on on/off
- BLUE RED GREEN BLACK/WHITE

## SWITCHES. L to R

- Tilt isolation Air conditioning isolation Half

## EMERGENCY BRAKE HANDLE

## Parking brake pump

ON/OFF INDICATOR FOR PARKING BRAKE,

## DRIVER GUARD TELEPHONE

## PUBLIC ADDRESS MICROPHONE

RACE SELECTOR SWITCH FOR GUARD/PASSENGER COMMUNICATION

PARKING BRAKE PUMP HANDLE SOCKET

modification will replace Air cond.on/off with Tilt on/off control

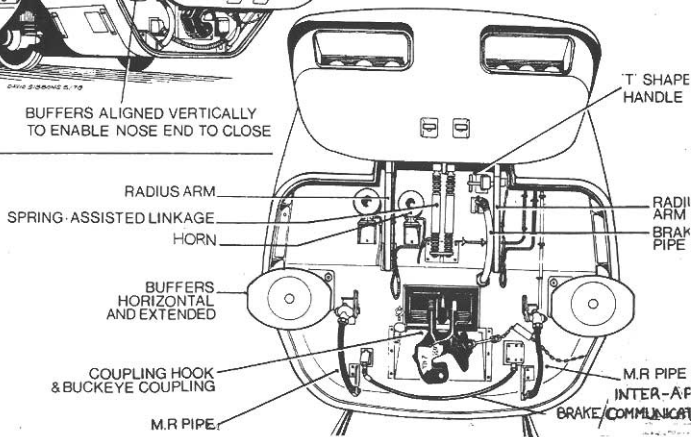
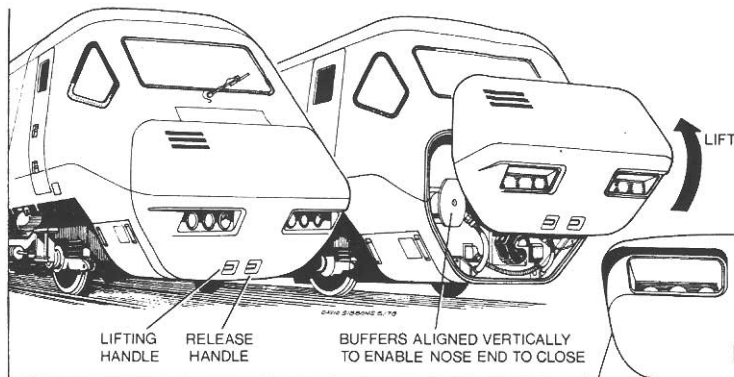
NOSE END IN NORMAL POSITION

-28-

NOSE END BEING RAISED

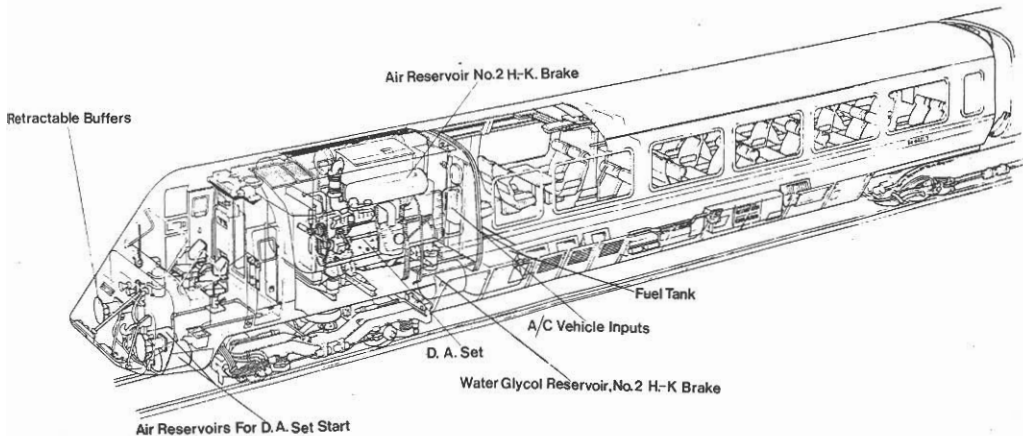
# NOSE END.

Fig.D8

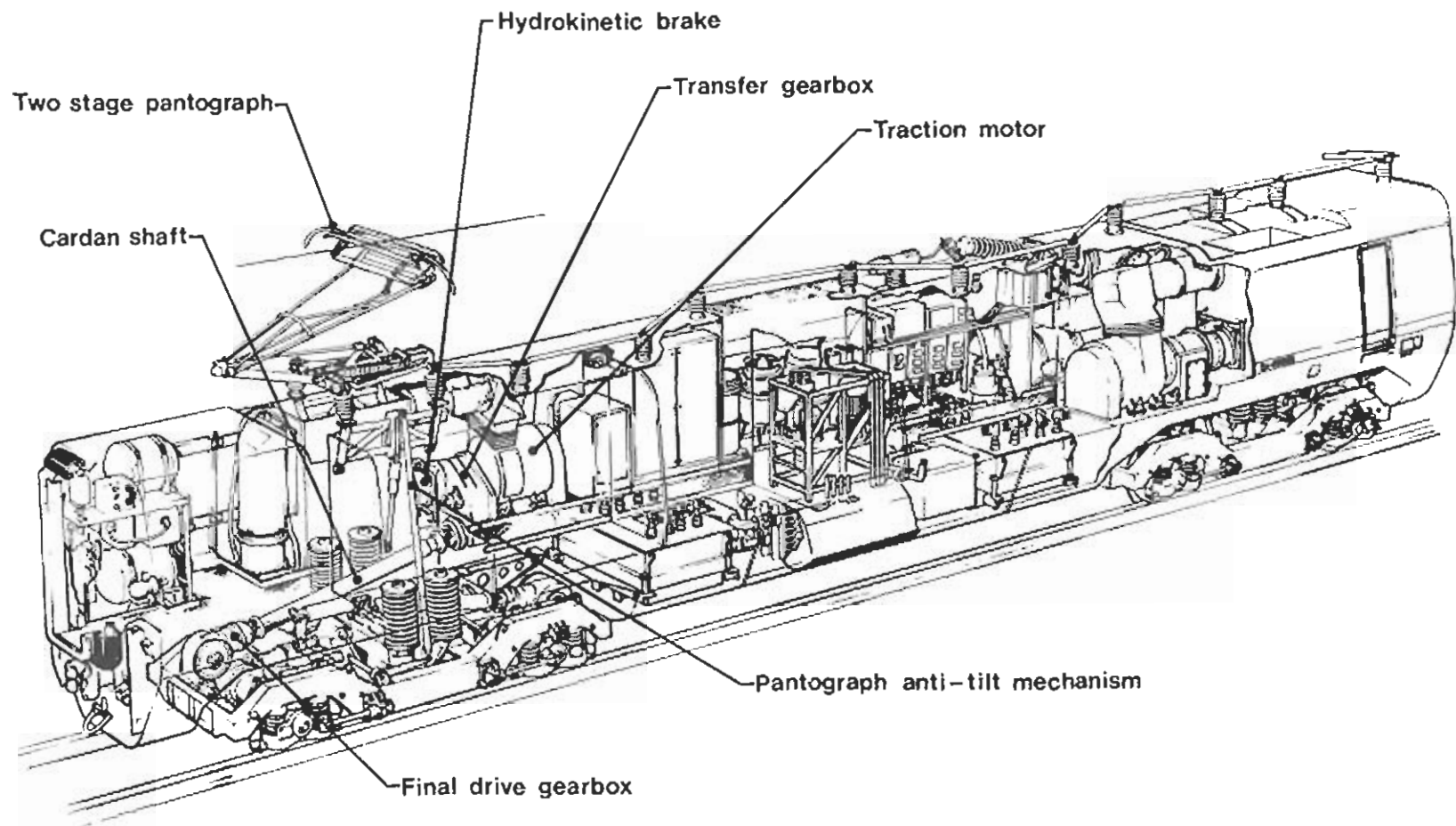


# APT-P DRIVING TRAILER.

Fig. D1

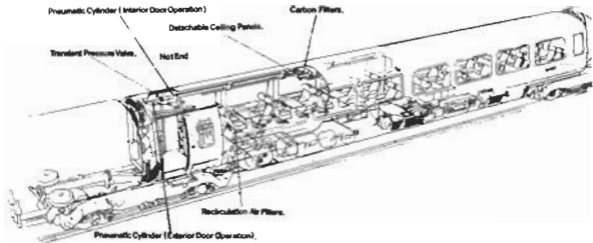






APT-P 25 kV electric power car: tractive power 3MW

# APT-P INTERMEDIATE TRAILER CAR.



# APT-P VAN TRAILER

Fig.V1

