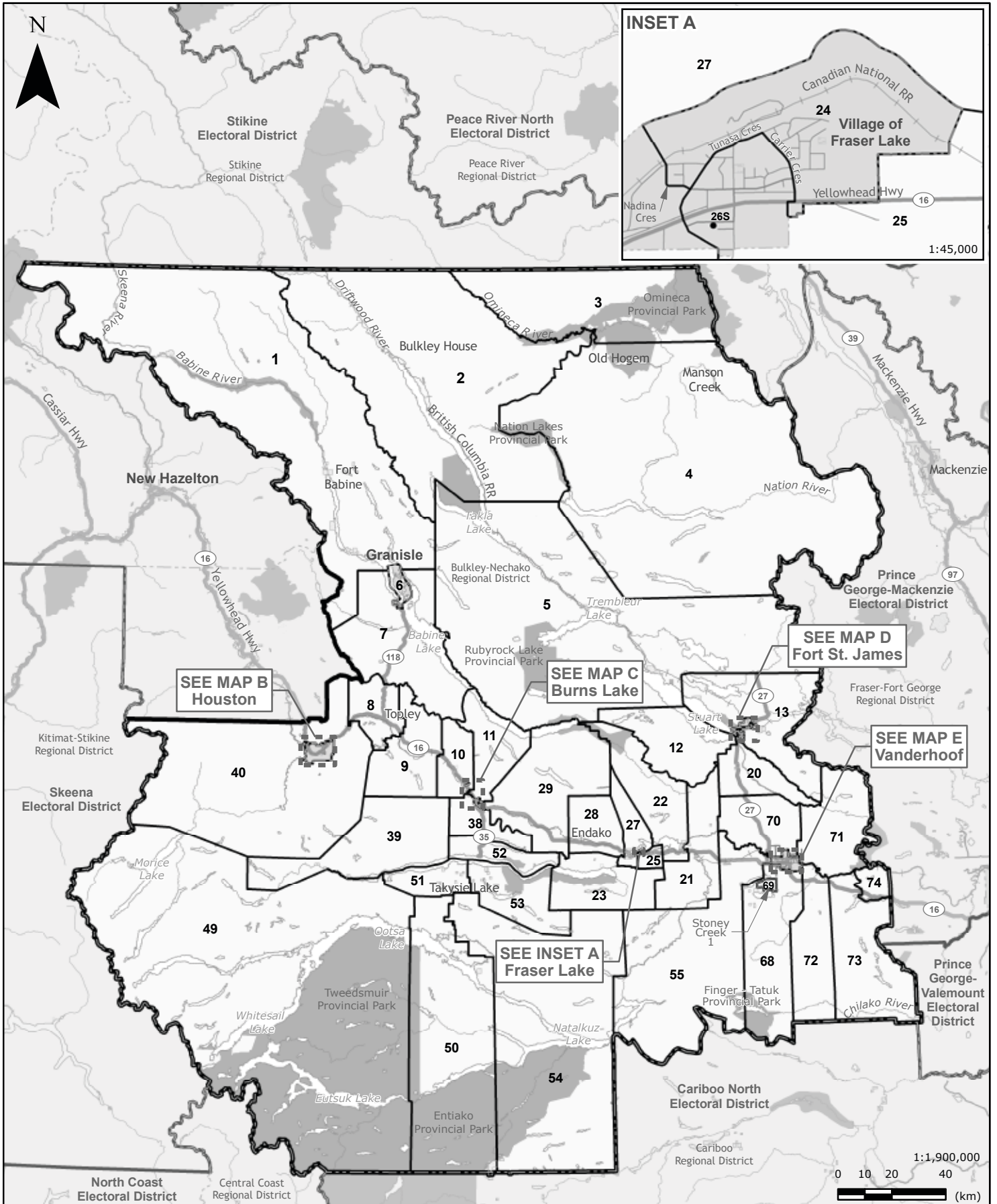
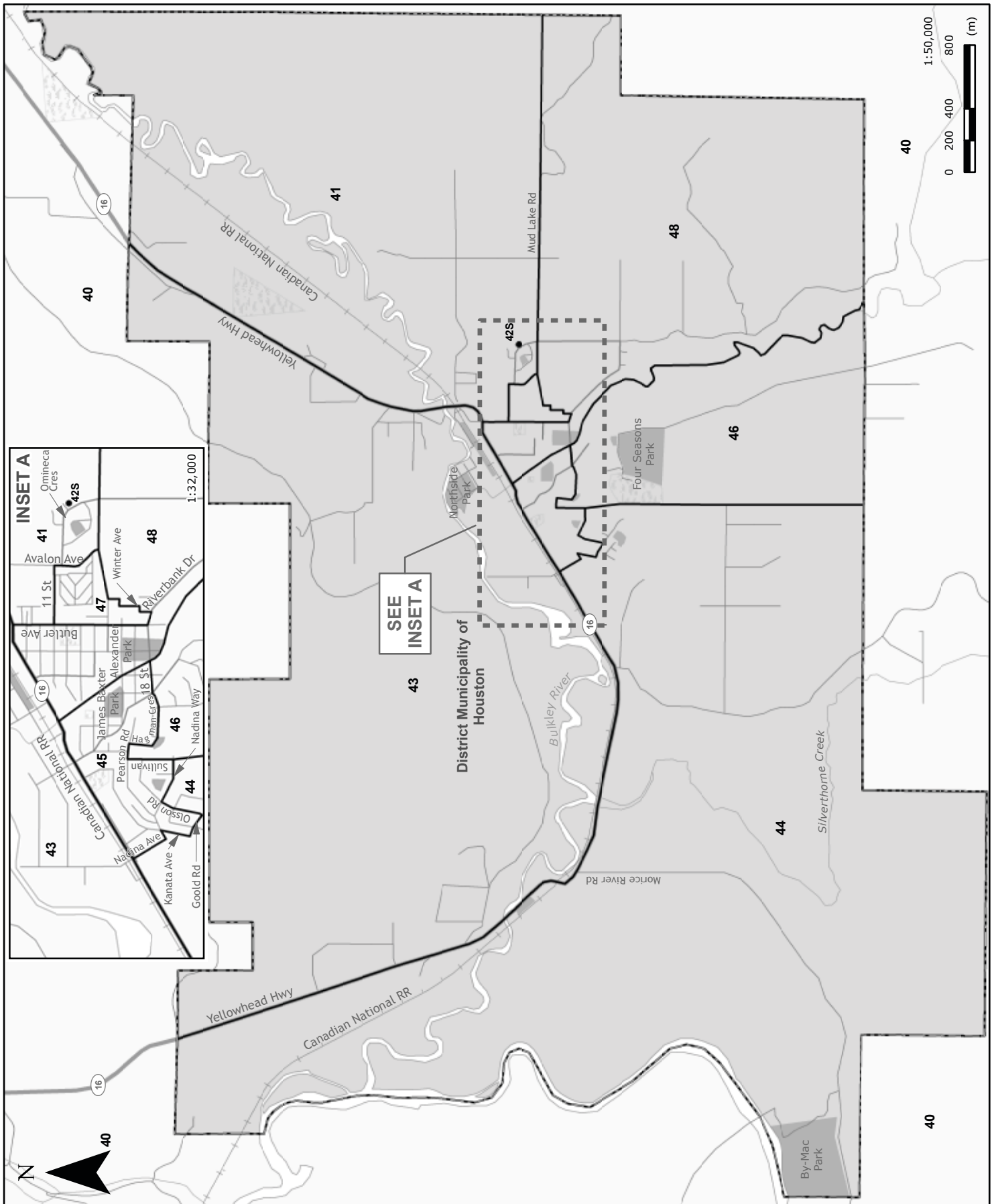


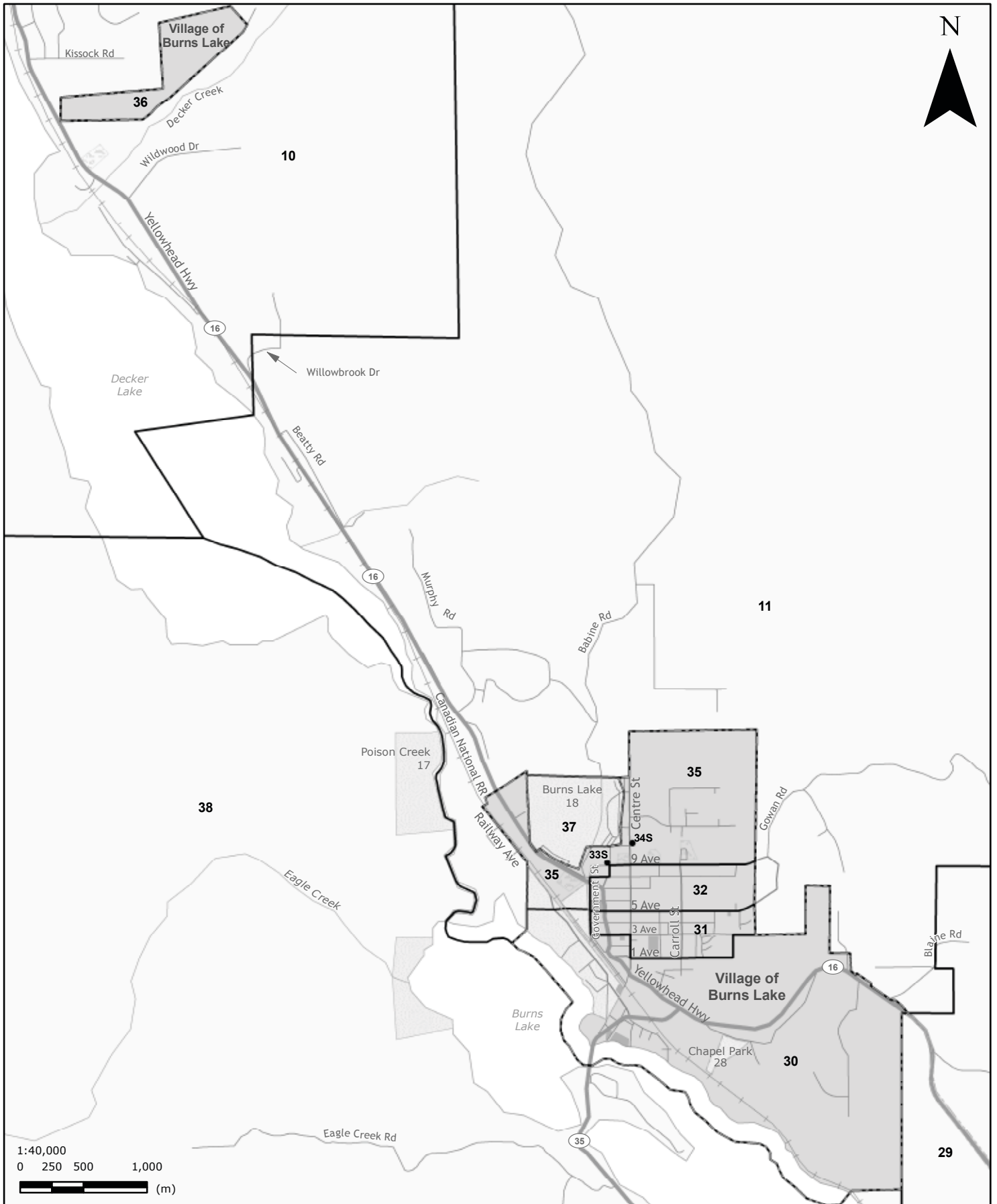
**Nechako Lakes (NEC)
MAP A - Nechako Lakes Electoral District**

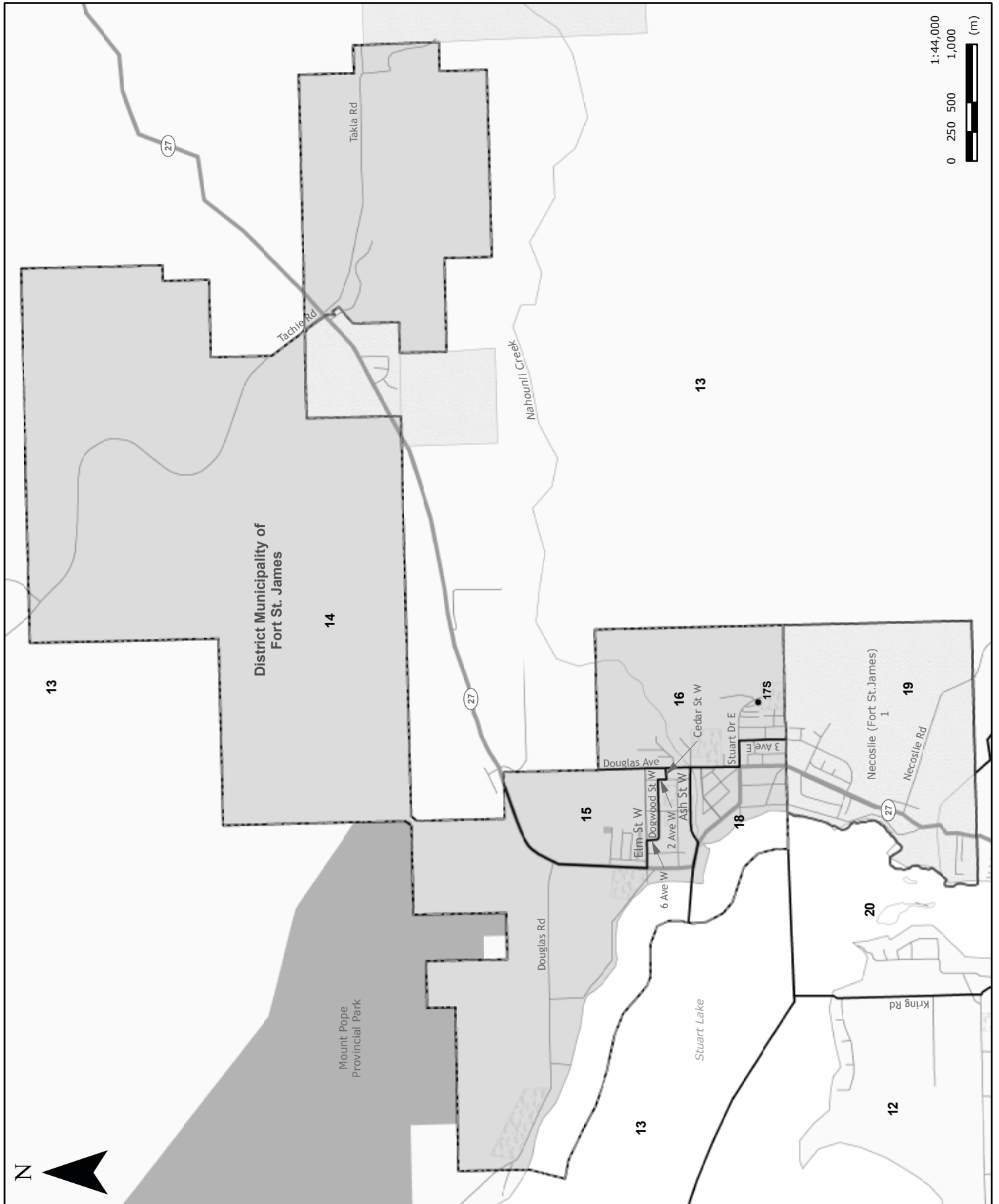
Statement of Votes
39th Provincial General Election
May 12, 2009





**Nechako Lakes (NEC)
MAP C - Burns Lake**





**Nechako Lakes (NEC)
MAP E - Vanderhoof**



Nechako Lakes (NEC)
Voting results by voting area

	Byron Robert Goerz NDP	Gerard Michael Riley GP	John Rustad LIB	Mike Summers REFD	Total valid votes	Rejected ballots	Registered voters
Advance voting							
Houston Seniors Activity Centre	99	17	178	7	301	3	
Immaculata Catholic Church	137	13	194	9	353	1	
Music Makers Hall	136	12	150	2	300	0	
Royal Canadian Legion Hall 274	70	17	87	4	178	1	
Vanderhoof Fire Hall	105	12	268	15	400	1	
General voting							
Voting area							
1 *1	-	-	-	-	-	-	57
2	36	0	1	0	37	0	67
3 *1	-	-	-	-	-	-	26
4 *1	10	4	19	1	34	0	6
5	43	4	10	0	57	0	183
6	48	11	69	4	132	0	299
7	20	4	22	1	47	0	92
8	40	16	50	5	111	1	230
9	14	4	26	1	45	1	80
10	62	6	69	6	143	0	311
11	54	7	62	2	125	0	306
12	44	17	106	2	169	0	373
13	25	5	63	3	96	0	233
14	50	15	82	1	148	0	336
15	52	6	68	1	127	1	311
16	44	8	46	0	98	1	277
17S	19	2	6	1	28	1	4
18	24	1	40	3	68	1	225
19	58	7	11	3	79	1	337
20	54	9	88	4	155	0	317
21	58	24	100	11	193	1	346
22	41	8	23	0	72	0	188
23	11	5	17	0	33	0	48
24	50	9	111	7	177	0	394
25	33	7	72	4	116	2	353
26S *2	-	-	-	-	-	-	22
27	70	9	67	4	150	1	403
28	22	4	31	3	60	0	98
29	43	9	86	8	146	0	357
30	56	2	35	3	96	0	248
31	68	13	61	6	148	1	383
32	54	7	74	5	140	0	360
33S *2	10	2	18	1	31	3	9
34S *2	-	-	-	-	-	-	14
35	113	5	33	1	152	4	329
36	0	0	0	0	0	0	0
37	71	3	7	0	81	1	150
38	81	7	101	7	196	1	383
39	9	5	26	1	41	0	71
40	47	20	95	5	167	1	368

Nechako Lakes (NEC)
Voting results by voting area

Statement of Votes
 39th Provincial General Election
 May 12, 2009

	Byron Robert Goerz	Gerard Michael Riley	John Rustad	Mike Summers	Total valid votes	Rejected ballots	Registered voters
Voting area (continued)	NDP	GP	LIB	REFD			
41	32	4	79	2	117	0	283
42S *2	-	-	-	-	-	-	9
43	25	9	90	3	127	1	295
44	36	11	121	2	170	1	368
45	36	4	56	2	98	0	323
46	58	3	77	6	144	0	340
47	15	1	41	0	57	0	243
48	35	6	59	2	102	0	254
49 *3	-	-	-	-	-	-	28
50 *3	11	2	32	3	48	0	42
51	25	5	28	0	58	1	99
52	42	7	79	5	133	2	229
53	41	2	40	2	85	0	172
54	14	10	29	5	58	0	67
55	37	7	108	0	152	0	366
56	14	1	69	4	88	1	253
57S *4	-	-	-	-	-	-	50
58	33	10	72	2	117	0	261
59	27	3	88	1	119	0	276
60	19	6	107	8	140	2	345
61	21	9	40	0	70	1	268
62	34	9	86	1	130	0	329
63S *4	13	7	15	0	35	2	34
64	28	7	72	4	111	3	268
65	28	5	59	7	99	1	237
66	23	7	68	2	100	2	275
67	32	5	70	4	111	0	279
68	37	13	113	4	167	6	435
69	54	6	10	1	71	0	165
70	19	8	114	1	142	1	334
71	10	3	32	2	47	0	239
72	16	6	49	4	75	0	196
73 *5	-	-	-	-	-	-	191
74 *5	64	10	91	5	170	2	171
Sub totals	2,960	522	4,666	223	8,371	54	16,318
s. 98 Special	39	7	49	1	96	1	
s. 99 Absentee - in ED	72	21	138	8	239	2	
s. 100 Absentee - out of ED	26	3	22	1	52	6	
s. 101 Absentee - advance	9	1	8	0	18	0	
s. 104 Voting in DEO office	18	5	64	1	88	4	
s. 106 Voting by mail	9	0	2	1	12	0	
Grand totals	3,133	559	4,949	235	8,876	67	16,318
% of valid votes	35.29%	6.30%	55.76%	2.65%			

Summary

Valid votes - General and advance	8,371	94.31%	Total valid votes
s. 98 Special	96	1.08%	Total valid votes
s. 99 Absentee - in ED	239	2.69%	Total valid votes
s. 100 Absentee - out of ED	52	0.59%	Total valid votes
s. 101 Absentee - advance	18	0.20%	Total valid votes
s. 104 Voting in DEO office	88	0.99%	Total valid votes
s. 106 Voting by mail	12	0.14%	Total valid votes

Total valid votes 8,876

Rejected ballots	67	0.75%	Ballots cast
Registered voters who voted	8,943	54.80%	Registered voters

Registered voters 16,318

Candidate elected: John Rustad (LIB)

-
- *1 Voting areas 1, 3 and 4 combined
 - *2 Voting areas 26S, 33S, 34S and 42S combined
 - *3 Voting areas 49 and 50 combined
 - *4 Voting areas 57S and 63S combined
 - *5 Voting areas 73 and 74 combined