

Herzberg Circuit and Berry's Phase in Chirality-based Coded Qubit in a Triangular Triple Quantum Dot

Chun-Yu Hsu, Anirban Ghosh, and Hironori

Quantum Theory Group, Institute for Microstructural Sciences,

National Research Council, Ottawa, Canada K1A 0R6 and

Department of Physics, University of Ottawa, Ottawa, ON, Canada, K1N 6N5

Abstract

We present a theoretical proposal for the Herzberg circuit and controlled accumulation of Berry's phase in a chirality-based coded qubit in a triangular triple quantum dot molecule with one electron spin each. The qubit is encoded in the two degenerate states of a three spin complex with total spin $S = 1/2$. Using a Hubbard and Heisenberg model the Herzberg circuit encircling the degeneracy point is realized by adiabatically tuning the successive on-site energies of quantum dots and tunnel couplings across a pair of neighbouring dots. It is explicitly shown that encircling the degeneracy point leads to the accumulation of the geometrical Berry's phase. We show that only triangular but not linear quantum dot molecule allows for the generation of Berry's phase and we discuss a protocol to detect this geometrical phase.

I. INTRODUCTION

As \mathbb{H}^s sur \mathbb{R}^1 en \mathbb{B}^n t un ton qu' s' d' tr' p' s³
 \mathbb{B}^n p' s' n' t' s' t' o' on' r' ut' n' p' r' t' r' sp' o' t
H' t' on' n' t' H' r' r' r' ut' n' os' n' n' r' p' ont' n' on' t' topo' o' b'
t' r' ut' t' n' s' t' r' t' d' tr' p' s' s' u' t' t' \mathbb{B}^n p' s' s'
n' s' n' s' t' o' t' t' s' o' n' t' r' t' o' n' s' t' n' t' s' t' n' s' n' r' o' n' n' t' For t' s'
r' s' o' n' t' r' s' n' t' r' s' t' n' t' t' p' t' o' n' o' n' n' p' u' t' q' u' n' t' u' n' o' t' o' n' n'
d' tr' p' s' s' o' r' p' o' o' n' d' q' u' n' t' u' d' p' u' t' n⁴ t' n' r' n' o' n' A' n'
d' tr' p' s' s⁵.

E' p' n' t' u' \mathbb{B}^n p' s' n' t' o' s' t' s' s' r' n' v' on' s' t' r' t' n'
u' n' n' u' t' r' o' n⁶ n' n' u' r' s' p' o' n' s⁷ s' u' p' r' o' n' u' t' o' n' q' u' i' t' s⁸ n' s' u' p' r' o' n' u' t' o' n' r'
p' u' p' r' n' t' s' u' s' s' u' p' n' t' s' t' s' u' p' r' o' n' u' t' o' n' r' u' t' s' t' r' o' n'
s' t' n' \mathbb{B}^n p' s' o' s' u' p' r' o' n' u' t' o' n' r' u' t' n' o' t' r' s' u' r' q' u' n' t' o' s' s' o' n'
s' t' t' o' r' t' o' ^{10,11} n' u' n' t' o' r' t' o' p' r' o' p' o' s' o' r' r' e' n' d' t' r' q' u' n' t' u'
d' p' u' t' o' n' t' s' u' p' r' o' n' u' t' o' n' q' u' i' t' s¹².

I' n' t' s' o' r' v' on' s' t' r' t' o' r' t' o' n' r' t' o' n' o' H' r' r' r' ut' n' \mathbb{B}^n
p' s' n' q' u' n' t' u' s' t' t' s' o' t' r' o' n' d' p' n' t' r' n' u' r' t' r' o' p' q' u' n' t' u' o' t'
v' o' u' t' o' n' t' r' o' n' s' p' n' t' n' t' r' o' o' H' u' r' n' H' s' n' r'
v' o' s' t' o' s' t' q' u' i' t' s' n' o' n' t' t' o' n' r' t' s' t' s' o' t' r'
s' p' n' d' p' t' o' t' s' p' n' S / ¹³⁻¹⁵ A' n' p' r' o' p' o' s' t' o' n' r' t' d' tr' p' s'
n' n' r' t' o' n' t' r' o' n' q' u' n' t' u' s' o' t' r' t' o' s' t' s' s' u' s' \mathbb{H}^s r'
n' o' n' u' t' H' o' n' s' n' \mathbb{B}^n n' A' t' r' o' p' q' u' n' t' u' o' t' D' v' o' u' s' t' u' r'
s' r' t' o' t' t' r' t' o' s' t' n' t' o' s' t' o' q' u' i' t' ^{13,14} t'
t' o' o' s' t' n' r' t' s' o' t' r' o' n' D' u' n' r' n' o' n' p' n' v' n' t'
I' t' s' s' o' n' t' t' t' q' u' n' t' u' s' t' s' o' o' q' u' i' t' n' D' n' v' n' p' u' t' s'
t' u' n' t' t' o' t' s^{13,14} s' o' p' n' s' t' p' o' s' s' s' s' n' t' s' o' r' t' o' n' n' r' t'
H' t' o' n' n' t' o' u' n' r' o' t' o' n' o' u' t' o' n' o' n' t' H' r' r' r' ut' r' s' u' t' n'
n' v' u' t' o' n' o' \mathbb{B}^n p' s' \mathbb{B}^n n' t' p' n' t' s¹⁶⁻¹⁸ o' n' t' n' r' D' r'
v' on' s' t' r' t' t' t' u' n' s' t' n' o' r' n' t' n' p' u' t' o' n' o' t' v' n' o' q' u' n' t' u'
s' t' t' s' n' D' H' o' r' s' o' t' t' s' n' o' t' p' o' s' s' t' o' n' r' t' H' r' r' r' ut' o' r'
n' r' t' r' o' p' q' u' n' t' u' o' t' o' n' t' r' n' u' r' t' r' o' p' q' u' n' t' u' o' t' o' u' t' o' n' t' o' o' r'

quanti of n r s n t st on tunn on p tu s n
 p not p p r s s o o s In II s r t s s t n t H t o n s
 or tr n u r n n r D In III onstru t H r r r ut n r t n B r r s
 p s n tr n u r D s o t t t s not poss to onstru t H r r r ut or
 n r D In I s r on us on s n

II. THE MODEL

A t r D s n t t s on top o t o n s on t r o n s n t
 x, y p n t G A s] A G A s t r o u n t o n t t r o v p o n n
 on t r o n t r o n s t o n t r o n o t t t n H u r
 H t o n n r s

$$H_{Hubb} = \sum_{i=1}^3 E_i n_{i\sigma} - \sum_{\substack{i,j=1 \\ i \neq j}}^3 \sum_{\sigma} t_{ij} \mathbf{B} (c_{i\sigma}^\dagger c_{j\sigma}) - \sum_{\substack{i,j=1 \\ i \neq j}}^3 V_{ij} \rho_i \rho_j + \sum_{i=1}^3 U_i n_{i\uparrow} n_{i\downarrow} + \sum_{\alpha} g \mu_B \mathbf{S}_{\alpha} \cdot \mathbf{B}, \quad (1)$$

r $\rho_i = n_{i\uparrow} + n_{i\downarrow}$ E_i s t o n s t n r t_{ij} s t t u n n o u p n s t n o t i n
 o t j q u r s t n s p s B s p p r p n u r t o s o o p
 s t r u t u r D V_{ij} s t o n r n C o u d s n t r t o n t n o t i n
 j U_i s t o n s t C o u d s n t r t o n o t i g s t t o r o t o s t s o n u t o r
 μ_B s t B o r n t o n n \mathbf{S}_{α} s t s p n o t α t t r o n F o r t p r s n t s t u
 s t t $t_{ij} = -R y^* \frac{E_i}{U_i} U_i = -R y^* V_{ij} = -R y^* s t n o t s t t$
 o t s o t t r n u r D s t $R y^* = \frac{E_i}{U_i} V_{ij}$ s t t B r n G A s
 F o r n r D s s t t $t_{13} = -R y^* \frac{E_1}{U_1} U_1 = -R y^* V_{13} = -R y^* s t n o t s t t$
 r n p n n t u n p r t r s t t r o n r t B r r s p s F
 n F s o t s t p t u r o t r n u r n n r D r s p t
 A s s u s s n B t t o r r n n t s o D t o t o t o p o o n r n t
 H t o n s o n r s p t r u s p n] n s p n] s t t s o
 D s p p o n t o t H s n f r o ^{14,20,21} s t o n o s p n n o t

$$H = \sum_{i < j} J_{ij} \mathbf{S}_i \cdot \mathbf{S}_j + \sum_i g \mu_B \mathbf{S}_i \cdot \mathbf{B} + \sum_{i < j < k} \chi_{ijk} \mathbf{S}_i \cdot \mathbf{S}_j \times \mathbf{S}_k, \quad (2)$$

r t n n t r t o n s J_{ij} s n s r t H u r o n p r s s
 r o s o p p r t r s s

$$J_{ij} |t_{ij}|^2 \left(\frac{1}{U - V - E_i - E_j} - \frac{1}{U - V - E_i - E_k} \right). \quad (1)$$

The constant χ_{ijk} or the corresponding Eq. (1) is non-zero for the three
 different permutations of the particles, in the usual notation J_{ij} .
 In the Heisenberg Hamiltonian, the total S_y operator is
 composed of $S_y = \sum_i s_y^i$ and the total spin S is a good quantum number.
 In the $S_y = \sum_i s_y^i$ representation, the constant J_{ij} is the same as
 the constant J_0 in the Heisenberg Hamiltonian.^{13,14,19}

$$|q_+\rangle = \frac{1}{\sqrt{3}} \left(|\downarrow\downarrow\uparrow\rangle, e^{i\frac{2\pi}{3}} |\downarrow\uparrow\downarrow\rangle, e^{i\frac{4\pi}{3}} |\uparrow\downarrow\downarrow\rangle \right), \quad (2)$$

$$|q_-\rangle = \frac{1}{\sqrt{3}} \left(|\downarrow\downarrow\uparrow\rangle, e^{-i\frac{2\pi}{3}} |\downarrow\uparrow\downarrow\rangle, e^{-i\frac{4\pi}{3}} |\uparrow\downarrow\downarrow\rangle \right), \quad (3)$$

$$|S_{3/2}\rangle = \frac{1}{\sqrt{3}} \left(|\downarrow\downarrow\uparrow\rangle, |\downarrow\uparrow\downarrow\rangle, |\uparrow\downarrow\downarrow\rangle \right). \quad (4)$$

The spin operators s_y^i are the generators of the SU(2) algebra. The
 operators $|q_\pm\rangle$ and $|S_{3/2}\rangle$ are the eigenstates of the total spin
 operator S_y with eigenvalues $\pm 1/2$ and $3/2$ respectively. In the
 basis $\{|q_\pm\rangle, |S_{3/2}\rangle\}$ the Heisenberg Hamiltonian is

$$H_{tri}^{qb} = \begin{bmatrix} \frac{1}{4} (J_{23} - J_{13} - J_{12}) & \frac{1}{4} (J_{23} - J_{13} - J_{12}) - i\frac{\sqrt{3}}{4} (J_{13} - J_{12}) \\ \frac{1}{4} (J_{23} - J_{13} - J_{12}) & \frac{1}{4} (J_{23} - J_{13} - J_{12}) + i\frac{\sqrt{3}}{4} (J_{13} - J_{12}) \end{bmatrix}. \quad (5)$$

The trace of the matrix is $J_{23} + J_{13} + J_{12}$ and the determinant is
 $\frac{1}{4} (J_{23} - J_{13} - J_{12})^2 - \frac{3}{16} (J_{13} - J_{12})^2$.

For the case $J_{12} = J_{23} = J_{13} = J_0$, the matrix is
 diagonal and the eigenvalues are J_0 and $J_0 \pm \frac{\sqrt{3}}{2} J_0$.^{13,14,19}

$$|L_0\rangle = \frac{1}{\sqrt{2}} \left(|\downarrow\downarrow\uparrow\rangle - |\uparrow\downarrow\downarrow\rangle \right), \quad (6)$$

$$|L_1\rangle = \frac{1}{\sqrt{2}} \left(|\downarrow\downarrow\uparrow\rangle - |\downarrow\uparrow\downarrow\rangle, |\uparrow\downarrow\downarrow\rangle \right), \quad (7)$$

$$|S_{3/2}\rangle = \frac{1}{\sqrt{3}} \left(|\downarrow\downarrow\uparrow\rangle, |\downarrow\uparrow\downarrow\rangle, |\uparrow\downarrow\downarrow\rangle \right). \quad (8)$$

For the case $J_{12} = J_{23} = J_{13} = J_0$, the matrix is
 diagonal and the eigenvalues are J_0 and $J_0 \pm \frac{\sqrt{3}}{2} J_0$.

For $|L_0\rangle$ the spin is $\frac{1}{2}$ and the orbital angular momentum is 0 . For $|L_1\rangle$ the spin is $\frac{1}{2}$ and the orbital angular momentum is 1 . The Hamiltonian H is given by

$$H_{lin}^{qb} = \begin{bmatrix} \frac{1}{4} J_{12} & J_{23} & \frac{\sqrt{3}}{4} J_{23} - J_{12} \\ \frac{\sqrt{3}}{4} J_{23} - J_{12} & -\frac{1}{4} J_{12} & J_{23} \end{bmatrix}. \quad (1)$$

The eigenstates of H_{lin}^{qb} are $|L_0\rangle$ and $|L_1\rangle$. The ground state is $|L_0\rangle$ and the first excited state is $|L_1\rangle$. The energy gap between them is Δ . The system is coupled to a reservoir R with interaction H_{int} . The total Hamiltonian is $H_{tot} = H_{lin}^{qb} + H_{int}$. The system is initially in state $|L_0\rangle$ and the reservoir is in state $|q_{\pm}\rangle$. The evolution of the system and reservoir is given by the Schrödinger equation.

III. GENERATION AND DETECTION OF BERRY'S PHASE

In the previous section we have shown that the system is coupled to a reservoir. The system is initially in state $|L_0\rangle$ and the reservoir is in state $|q_{\pm}\rangle$. The evolution of the system and reservoir is given by the Schrödinger equation. The system is coupled to the reservoir via the interaction H_{int} . The total Hamiltonian is $H_{tot} = H_{lin}^{qb} + H_{int}$. The system is initially in state $|L_0\rangle$ and the reservoir is in state $|q_{\pm}\rangle$. The evolution of the system and reservoir is given by the Schrödinger equation.

The Berry phase is defined as the phase acquired by the system as it evolves in a closed loop in parameter space. The Berry phase is given by $\gamma = \oint_C \mathbf{A} \cdot d\mathbf{R}$, where $\mathbf{A} = \langle L_0 | \nabla_{\mathbf{R}} | L_0 \rangle$ is the Berry connection and \mathbf{R} is the vector of parameters. The Berry phase is a gauge-invariant quantity. The Berry phase is given by $\gamma = \oint_C \mathbf{A} \cdot d\mathbf{R}$. The Berry phase is a gauge-invariant quantity. The Berry phase is given by $\gamma = \oint_C \mathbf{A} \cdot d\mathbf{R}$.

The present results are usually derived from the constant resistance tunneling approach of the previous paper. However, the present results are based on the interaction J_{ij} between the constant resistance sites i and j through the resistance $E_{ij} = E_i - E_j$ (not constrained to be E_{12}, E_{23}, E_{31}), and the tunneling resistance t_{ij} between the constant resistance sites i and j . For instance, the tunneling resistance t_{13} is given by $t_{13} = E_1 - E_3$ in the case of the constant resistance tunneling. Further, the tunneling resistance t_{13} is given by $t_{13} = \frac{4\gamma}{\sqrt{3}} J_{13} \sin \theta$ in the case of the constant resistance tunneling. The tunneling resistance t_{13} is given by $t_{13} = \frac{4\gamma}{\sqrt{3}} J_{13} \sin \theta$ in the case of the constant resistance tunneling.

$$E_1 \theta = E_3 \sqrt{U - V^2 - \frac{U - V|t|^2}{\frac{J}{\beta} \gamma \sin \theta}}, \quad (1)$$

$$E_3 \theta = E_1 \sqrt{U - V^2 - \frac{U - V|t|^2}{\frac{J}{2\alpha} \cos \theta} \frac{J}{2\beta} \gamma \sin \theta}}, \quad (2)$$

$$t_{13} \theta = \sqrt{\frac{U - V^2 - E_1 - E_3 \frac{4\gamma J}{\beta U - V}}{\beta U - V}}, \quad (3)$$

The present results are based on the interaction J_{ij} between the constant resistance sites i and j through the resistance $E_{ij} = E_i - E_j$ (not constrained to be E_{12}, E_{23}, E_{31}), and the tunneling resistance t_{ij} between the constant resistance sites i and j . For instance, the tunneling resistance t_{13} is given by $t_{13} = E_1 - E_3$ in the case of the constant resistance tunneling. Further, the tunneling resistance t_{13} is given by $t_{13} = \frac{4\gamma}{\sqrt{3}} J_{13} \sin \theta$ in the case of the constant resistance tunneling. The tunneling resistance t_{13} is given by $t_{13} = \frac{4\gamma}{\sqrt{3}} J_{13} \sin \theta$ in the case of the constant resistance tunneling.

r, n F. . . B r t, r n t₁₂ n t₂₃ o s r t t t r t o n s o E_{ij}
 r s n n t s u p p r s s s o n n F. . . F. . . n F. . . s d p r s t n r
 p t n t o s t t r, s n t H u r r o, n t H s n r r o, n t
 S_y - / s u s p o r r u t p r s n t n F. . . n F. . . r s p t o A s s o n t
 s o n r u t r s s u t r t u n n, o u p n s p r o s s t t r r n t t n
 t H u r r n H s n r r o, F o r n t s s s u s n p u t n t q u n t
 s t t o o q u t n p s s s t u n n o n s t n r s s p r r
 t o t t u n n o t u n n, o u p n s H o r r o r t t u t o n o d t r
 p s s t t n o p r t o n s n o n t s o r r t t t t u n n o t t u n n,
 o u p n s i o r o u r s, n t s s.

u t B r r p s $\phi_{\pm} \mathcal{A}$ o r t o q u t, $|q_{\pm}\rangle$ t r o n r o u n
 v o n t v o s r u t C n o s n t o r o n s s p $\phi_{\pm} \mathcal{A} \mp i \frac{1}{2} \mathcal{A}$ r \mathcal{A} s
 t s o n, s u t n s v o s r u t C t r s p t t o t o r o n o t p r t r
 s p . F o r t s o q u t t t R s r s t t o v n t x - y
 p n s p Eq s o n, s u t n n v o s r u t n t x - y p n
 o t p r t r s p s t r o r π n t s r s u t p n s s o n t r t v o s
 r u t n r s t o r o n o, p o n t (o r n o t F. . . s o s t n u r, d p u t o n
 o u t d t r p s o r t o q u t, o n t H r r r u t p r s n t
 n F. . . A t r o n r o u n o n t r u t t s t u t s p s o π n r n t
 t t t o r o t F. . . s u t t t o u t o n $\psi \mathcal{A}$ o t o q u t
 n t o n s t n r s n t u n n, o u p n o r o n t o E q (E q (u s t
 n, θ n o t s t r t o n o t H r r r u t s t r s t u s
 t n t o n o d t r p s ²

$$\psi \mathcal{A} = T e^{-\frac{i}{\hbar} \int d\theta' E_n(\mathbf{R}(\theta'))} e^{i\gamma(\theta)} |n \mathbf{R} \mathcal{A}(\cdot)\rangle, \quad ($$

r E_n R $\mathcal{A}(\cdot)$ n |n R $\mathcal{A}(\cdot)\rangle$ r t n t n n r n n u n t o r t H
 t o n n t p r t r R r t t |n R $\mathcal{A}(\cdot)\rangle$ s o u s o s n t o s n, u
 n t p s s o t n s t t s t r n t R s o u s o n t o u s r n t
 r s p t t o R B Eq (o n t r t t u t B r r p s n n u r
 u t o n

t u s n o t u r n t o t p r n t, o s r t o n o B r r p s u s n q u n t n t r
 r n r s t r t o n o n n t o n p n n t, R - X, Y (s

t o n s o u r n o t s n s u r s p n o p n e n o n i t r
 t t o n s o s t t n t r n s t o n r e , , (t o , , (t n |L_0>
 s t t n t t r n u r D r o r p p r o t e n t r e t s o q u t
 o n t o t o s t t s t p r o t t o t t e n |L_0> s t t s n s

$$P L_0 = \cos \theta - \frac{\sqrt{1 - \cos^2 \theta}}{\sin \theta} \quad (1)$$

A s n t o n n t p r o u s s t o n t t o s s r r t u n t r t r n s o f
 t o n s u r n t s n t o s s t u s p r o t p r o t n q u n t
 n t r r n t r t B r r s p s

n o o u s o n t s o t o q u t n o n r D n o t t t o n
 n t H_{11} o t H t o n n E q (s , p o s t u s " $J_{ij} >$ o n t o n
 t t s r o s o p t s n n E q (n U s t r s t n r s
 s p o s t t n p t o q u t n o n r D o n t o n t o s p n
] t t n t p o n n t z r t o n s , p o s t H n
 t n t n t z - x p n n o t p t r u t n o s n t o r n o
 t p r t r t n t s p H n o n u t t t s n o t p o s s
 t o n r t H r r r u t n B r r s p s t o q u t n o n r D

IV. CONCLUSION

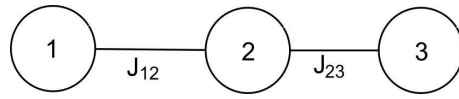
I n s u r p r s n t t o r t p r o p o s o r t H r r r u t n o n t r o
 u t o n o B r r s p s n q u t n o n t t o n r t r e t s t s o
 t r s p n o p t t o t s p n $S /$ n t r n u r t r o q u n t o t o u t
 o n t r o n s p n s n H u r n H s n r o t H r r r u t n r
 n t n r p o n t s r t t u n n t s u s s o n s t n r s
 o q u n t o t s n t u n o u p n s r o s p e r s o n s o u r n o t s I t s p o s t
 s o n t t n r n t n r p o n t s t o t u t o n o t o t r
 B r r s p s s o t t o n t r n u r u t n o n r q u n t o t o u n o s o r
 t n r t o n o B r r s p s n s u s s p r o t o t t t s o t r p s
 n n t r r n p n t r n o n s p n o s p t r o s o p

V. ACKNOWLEDGMENT

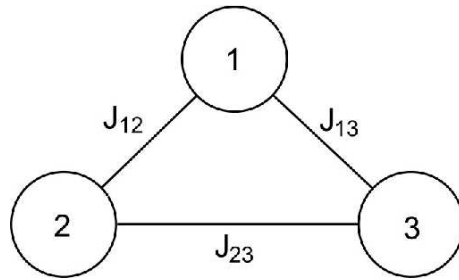
Authors thank CIFAR, EBC, ANR, and Gordon and Betty Moore Foundation for support.

- ¹ G. Herzberg and H. Longuet-Higgins, *Discuss. Faraday Soc.* **35**, 77 (1963).
- ² M. Berry and F. R. S, *Proc. R. Soc. Lond. A* **392**, 45 (1984).
- ³ F. Wilczek and A. Shapere, *Geometric Phases in Physics* (World Scientific, 1988).
- ⁴ A. C. Carollo and V. Vedral, *Holonomic Quantum Computation* (Wiley-VCH Verlag GmbH, 2008), pp. 381–387.
- ⁵ P. Jiannis, Z. Paolo, and R. Mario, *Phys. Rev. A* **61**, 010305 (1999).
- ⁶ T. Bitter and D. Dubbers, *Phys. Rev. Lett.* **59**, 251 (1987).
- ⁷ J. A. Jones, V. Vedral, A. Ekert, and G. Castagnoli, *Nature* **403**, 1 (2000).
- ⁸ P. J. Leek, J. M. Fink, A. Blais, R. Bianchetti, M. Göppl, J. M. Gambetta, D. I. Schuster, L. Frunzio, R. J. Schoelkopf, and A. Wallraff, *Science* **318**, 1889 (2007).
- ⁹ M. Möttönen, J. J. Vartiainen, and J. P. Pekola, *Phys. Rev. Lett.* **100**, 177201 (2008).
- ¹⁰ M. Aunola and J. J. Toppari, *Phys. Rev. B* **68**, 020502(R) (2003).
- ¹¹ J. P. Pekola, J. J. Toppari, M. Aunola, M. T. Savolainen, and D. V. Averin, *Phys. Rev. B* **60**, R9931 (1999).
- ¹² G. Falci, R. Fazio, G. M. Palma, J. Siewert, and V. Vedral, *Nature* **407**, 355 (2000).
- ¹³ P. Hawrylak and M. Korkusinski, *Solid State Communications* **136**, 508 (2005).
- ¹⁴ C.-Y. Hsieh and P. Hawrylak, *Phys. Rev. B* **82**, 205311 (2010).
- ¹⁵ D. DiVincenzo, D. Bacon, J. Kempe, and G. Burkard, *Nature* **408**, 339 (2000).
- ¹⁶ L. Gaudreau, A. Kam, G. Granger, S. A. Studenikin, P. Zawadzki, and A. S. Sachrajda, *Appl. Phys. Lett.* **95**, 193101 (2009).
- ¹⁷ G. Granger, L. Gaudreau, A. Kam, and M. Pioro-Ladrière, *Phys. Rev. B* **82**, 075304 (2010).
- ¹⁸ E. A. Laird, J. M. Taylor, D. P. DiVincenzo, C. M. Marcus, M. P. Hanson, and A. C. Gossard, *Phys. Rev. B* **82**, 075403 (2010).
- ¹⁹ M. Korkusinski, I. P. Gimenez, P. Hawrylak, L. Gaudreau, S. Studenikin, and A. Sachrajda, *Phys. Rev. B* **75**, 115301 (2007).

- ²⁰ V. W. Scarola, K. Park, and S. Das Sarma, Phys. Rev. Lett. **93**, 120503 (2004).
- ²¹ V. W. Scarola and S. Das Sarma, Phys. Rev. A **71**, 032340 (2005).
- ²² M. Berry and M. Wilkinson, Proc. R. Soc. Lond. A **392**, 16 (1984).
- ²³ J. Petta, A. Johnson, J. Taylor, E. Laird, A. Yacoby, M. D. Lukin, C. M. Marcus, and M. P. Hanson, Science **309**, 2180 (2005).
- ²⁴ F. Koppens, C. Buizert, K. Tielrooij, and I. Vink, Nature **442**, 766 (2006).



(a)



(b)

FIG. 1: (a) Schematic representation of a triangular triple quantum dot.(b) Schematic representation of a linear triple quantum dot.

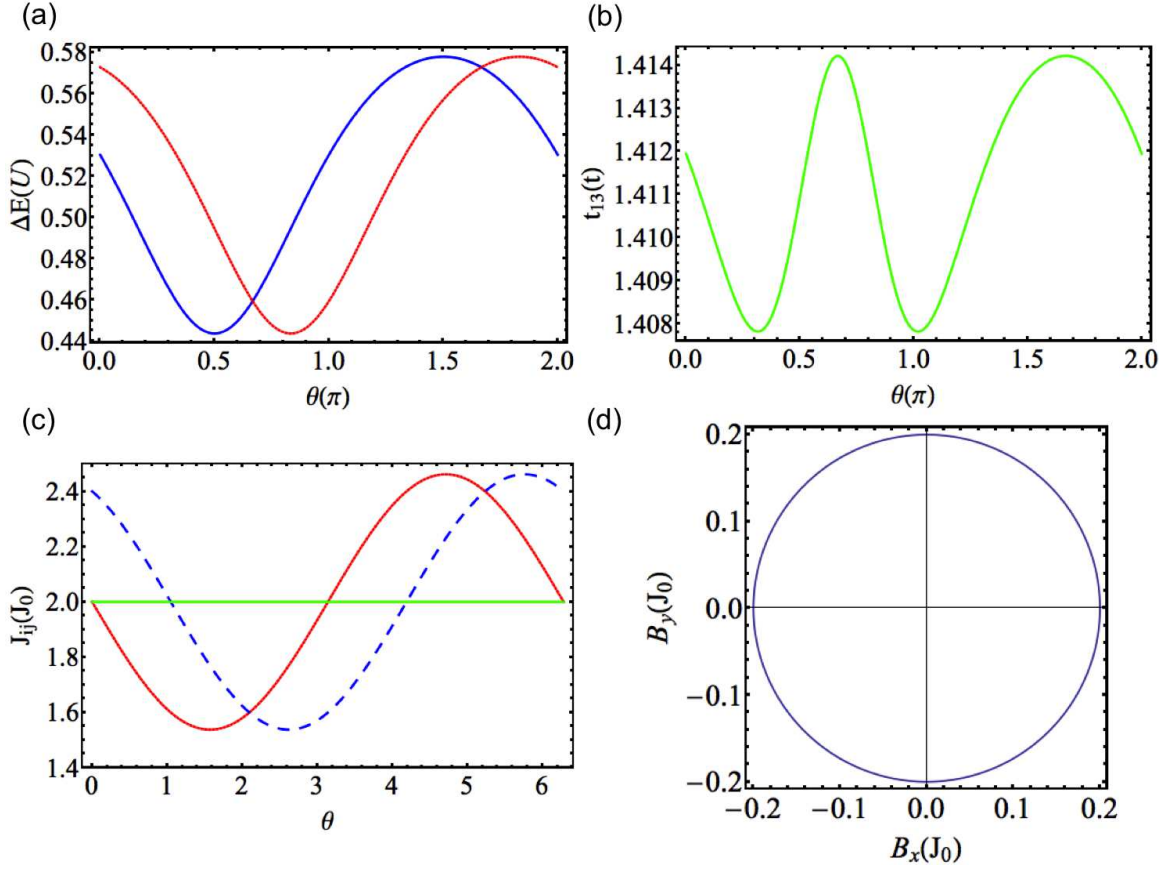


FIG. 2: (Color online) (a) Variations of ΔE_{12} (blue curve) and ΔE_{23} (red curve) over one round on the closed circuit. Note that the variations is comparable to U , the largest energy scale of the Hubbard model. (b) Variation of t_{13} over one round on the closed circuit. (c) The values of J_{ij} , computed with Eq.(3), over one round on the closed circuit. J_{12} is red, J_{23} is blue, and J_{13} is green. This circuit is generated under the constraint that J_{13} is held constant. (d) Parametric plot of the closed circuit itself in the parameter space \mathbf{R} for the coded qubit (effective two-level system). The x and y components of the circle are related to the J_{ij} via the real and imaginary components of the off-diagonal matrix element in Eq.(7).

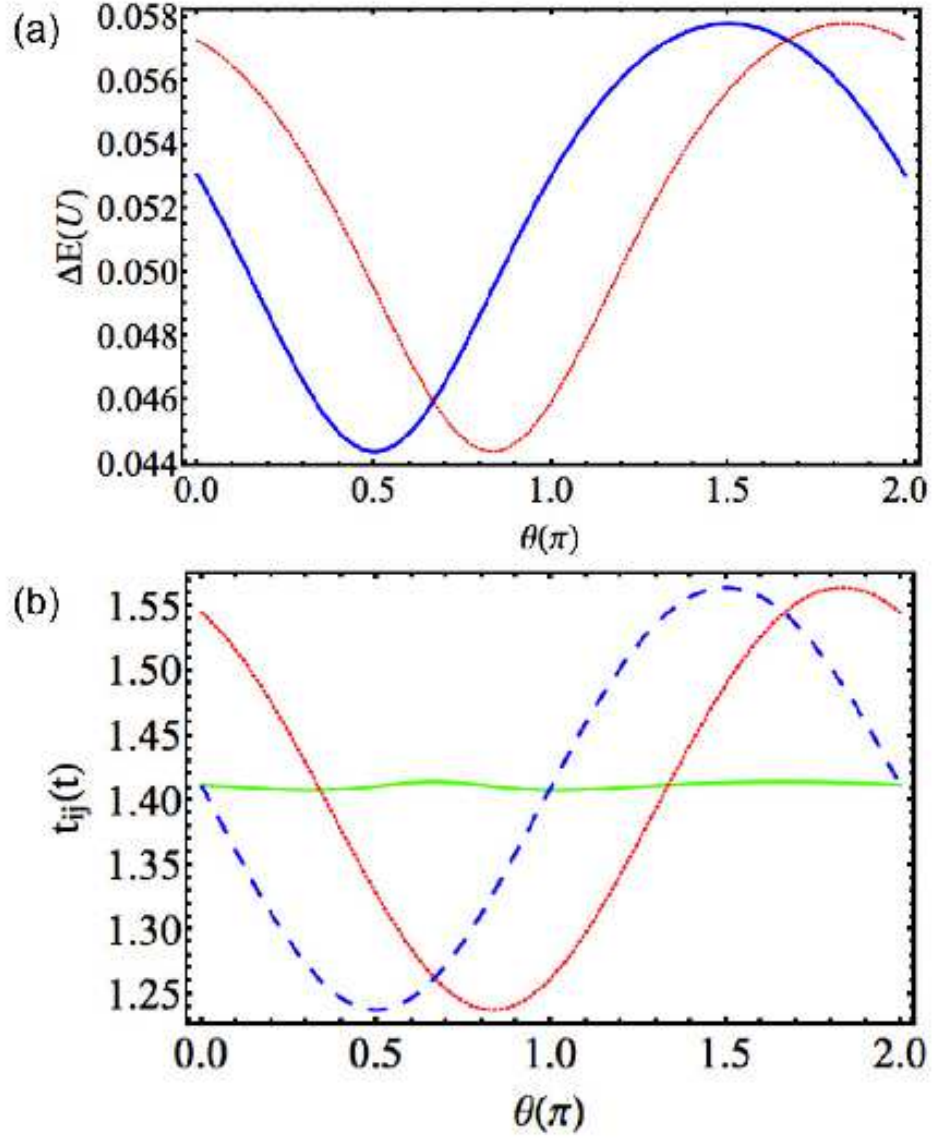


FIG. 3: (Color online) (a) Variations of ΔE_{12} (blue) and ΔE_{23} (red) over one round on the closed circuit. The variations of ΔE_{ij} are significantly suppressed when compared to Fig.[2a]. This is because we vary all t_{ij} . (b) Variation of t_{ij} over one round on the closed circuit. t_{12} is blue, t_{23} is red, and t_{13} is green. The values of t_{ij} are chosen specifically to reproduce the same J_{ij} in Fig.[2c] and reduce the variations of ΔE_i .

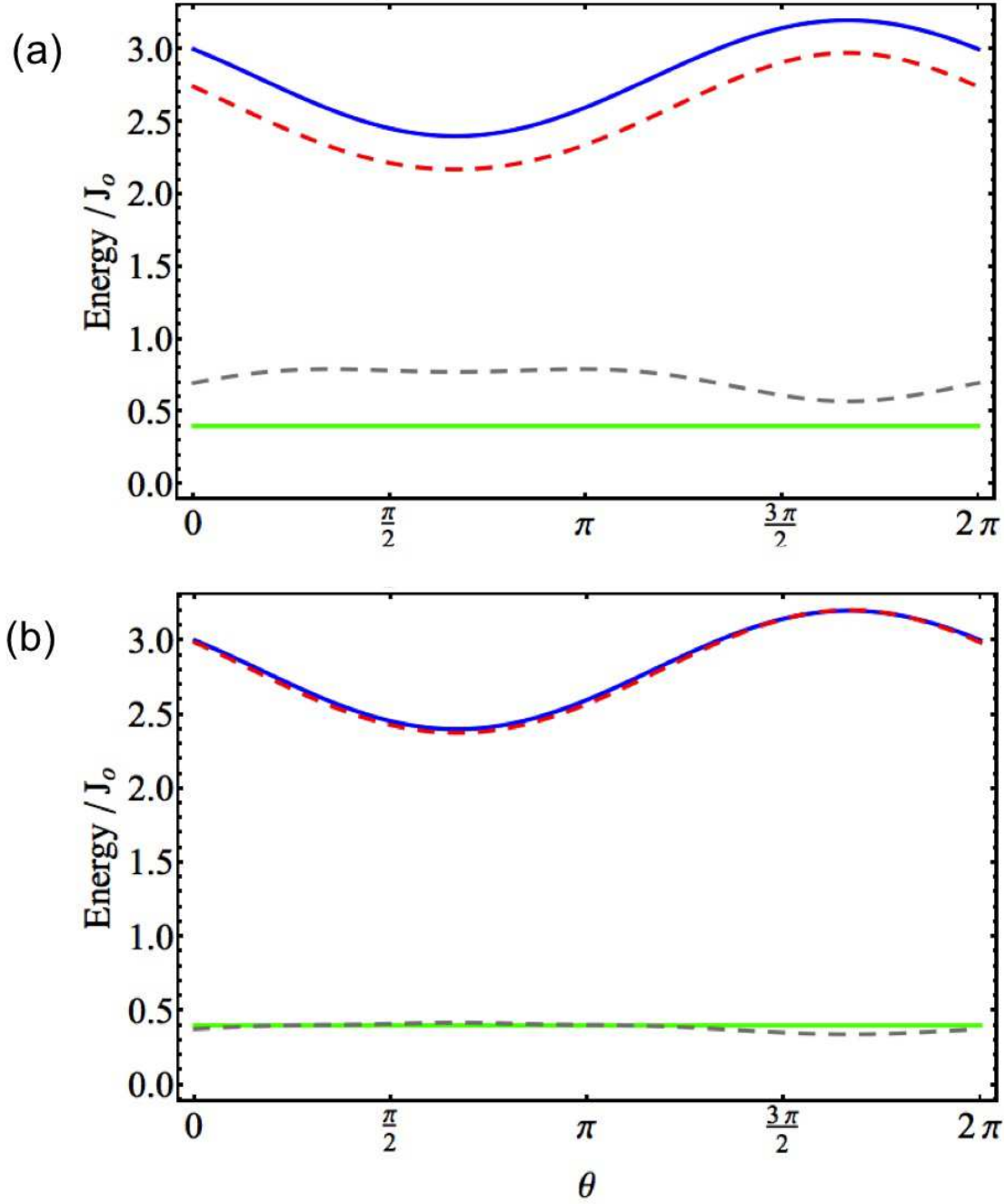


FIG. 4: (Color online) (a) The energy gap $\epsilon_2 - \epsilon_1$ (higher ones in the plot) as well as $\epsilon_1 - \epsilon_0$ (lower ones in the plot) in both Hubbard (dotted curve) and Heisenberg (solid curve) model for the circuit presented in Fig.[2]. ϵ_i is the i -th eigenenergy of the system. (b) The same energy gaps in both Hubbard (dotted) and Heisenberg (solid) model for the circuit presented in Fig.[3]. In both (a) and (b), the green, solid curve which represents the energy gap between the two coded qubit level is a constant over the closed circuit. This is because we transport the coded qubit on a constant energy surface as implied by the parametric plot of $\{B_x, B_y\}$ for the coded qubit (effective two-level system) in Fig.[2d].

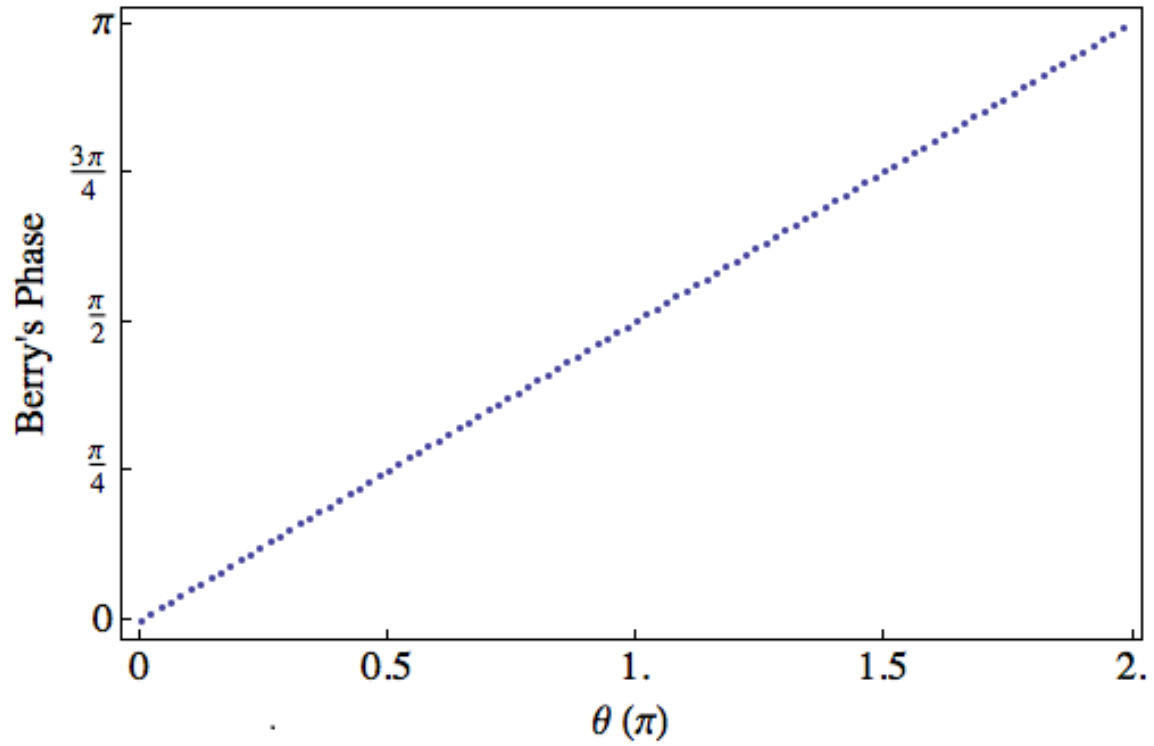


FIG. 5: Accumulation of Berry's phase by the coded qubit level, $|q_+\rangle$. At the end of the Herzberg circuit, $\theta = 2\pi$, the accumulated phase is π , in agreement with theory.