

Spin-orbit coupled $j_{\text{eff}} = 1/2$ iridium moments on the geometrically frustrated fcc lattice

A. M. Cook¹, S. Matern², C. Hickey¹, A. A. Aczel³, and A. Paramekanti^{1,4}

¹*Department of Physics, University of Toronto, Toronto, Ontario, Canada M5S 1A7*

²*Institute for Theoretical Physics, Cologne University, 50937 Cologne, Germany*

³*Quantum Condensed Matter Division, Oak Ridge National Lab, Oak Ridge, TN, 37831, USA and*

⁴*Canadian Institute for Advanced Research, Toronto, Ontario, M5G 1Z8, Canada*

Motivated by experiments on the double perovskites $\text{La}_2\text{ZnIrO}_6$ and $\text{La}_2\text{MgIrO}_6$, we study the magnetism of spin-orbit coupled $j_{\text{eff}} = 1/2$ iridium moments on the three-dimensional, geometrically frustrated, face-centered cubic lattice. The symmetry-allowed nearest-neighbor interaction includes Heisenberg, Kitaev, and symmetric off-diagonal exchange. A Luttinger-Tisza analysis shows a rich variety of orders, including collinear A-type antiferromagnetism, stripe order with moments along the $\{111\}$ -direction, and incommensurate non-coplanar spirals, and we use Monte Carlo simulations to determine their magnetic ordering temperatures. We argue that existing thermodynamic data on these iridates underscores the presence of a dominant Kitaev exchange, and also suggest a resolution to the puzzle of why $\text{La}_2\text{ZnIrO}_6$, but not $\text{La}_2\text{MgIrO}_6$, exhibits ‘weak’ ferromagnetism.

Introduction. — Heavy atoms with strong spin-orbit coupling (SOC) and electronic correlations are predicted to form exotic quantum phases [1]. Rare-earth ions with strong SOC on the frustrated pyrochlore lattice can yield local moments with unusual exchange couplings, leading to ‘quantum spin ice’, as in $\text{Yb}_2\text{Ti}_2\text{O}_7$ [2–6]. Another exciting proposal is to realize the Kitaev Hamiltonian, with a spin liquid ground state and Majorana fermion excitations [7], in iridium oxides with edge-sharing octahedra, such as the two-dimensional (2D) honeycomb iridates Na_2IrO_3 and Li_2IrO_3 [8, 9]. Doping such Mott insulators has been predicted to lead to topological superconductivity [10–14]. Experimentally, in both Na_2IrO_3 and Li_2IrO_3 , the spin liquid state is preempted by magnetic order [15, 16] induced by interactions beyond the Kitaev model. Nevertheless, extensive work on these materials [17–22], and 3D harmonic honeycomb iridates $\beta, \gamma\text{-Li}_2\text{IrO}_3$ [23–30], ascribes their complex order to large Kitaev couplings. Kitaev interactions in the triangular iridate $\text{Ba}_3\text{IrTi}_2\text{O}_9$ may lead to vortex crystals or gauge-like degeneracies [31–33].

In light of these studies, we explore the following important issues. What kinds of phases does the Kitaev interaction support in 3D lattices with geometric frustration? Do experiments suggest dominant Kitaev interactions in any geometrically frustrated materials? Here, we address these questions in the context of ordered double perovskite (DP) compounds, a large class of materials with the chemical formula $\text{A}_2\text{BB}'\text{O}_6$, where B and B' ions occupy the two sublattices of a 3D cubic crystal. Metallic DPs such as $\text{Sr}_2\text{FeMoO}_6$ [34] are of great interest as half-metallic ferromagnets [35–39]. Recent work on metallic DPs has examined the role of SOC on bulk spin dynamics [40], and Chern bands in ultrathin films [41–45]. On the other hand, DPs where B is an inert filled-shell ion, and B' is a heavy $4d/5d$ ion, form Mott insulators with local moments on the frustrated fcc lattice of B' ions [46–54]. Our work is motivated by the recent synthesis of $\text{La}_2\text{ZnIrO}_6$ and $\text{La}_2\text{MgIrO}_6$ [55]. Structurally, both materials have nearly undistorted oxygen octahedra. A nominal valence Ir^{4+} ($5d^5$), together with the strong SOC and larger spacing between Ir ions compared to perovskites, suggests that these materials behave as effective $j_{\text{eff}}=1/2$ Mott insulators [55].

In this Rapid Communication, we focus on the broad aspects of magnetism in an ideal fcc lattice, highlighting the rich physics of strong SOC in a canonical frustrated 3D lattice. Our key results are the following. (i) We show that even the nearest-neighbor symmetry-allowed Hamiltonian on the fcc lattice, which includes Heisenberg, Kitaev, and symmetric off-diagonal exchange couplings, leads to rich magnetic phases such as collinear antiferromagnetism, stripes, or multimode spirals. Indeed, previous work [56] has suggested that strong Kitaev interactions should be present in a large class of 2D and 3D lattices, including the fcc lattice, but did not study the most general symmetry-allowed Hamiltonian. (ii) We find that strong SOC can also stabilize a regime of robust A-type antiferromagnetism (AFM), also called Type-I AFM, which is observed in neutron diffraction on $\text{La}_2\text{ZnIrO}_6$ and $\text{La}_2\text{MgIrO}_6$ [55]. Our results challenge the conventional wisdom which ascribes robust A-type antiferromagnetism in many fcc magnets to further neighbor Heisenberg exchange [57, 58], and suggests that anisotropy due to SOC may be crucial in $5d$ oxides. Indeed, a recent *ab initio* study of $\text{Sr}_2\text{CrSbO}_6$ [59] finds next-neighbor interactions are negligible, $\lesssim 5\%$ of the first neighbor interactions. (iii) In certain regimes with A-type AFM, we uncover a residual accidental XY degeneracy of collinear states. Thermal order by disorder pins the moments along the Ir-O bond directions. (iv) We argue that thermodynamic data on $\text{La}_2\text{ZnIrO}_6$ and $\text{La}_2\text{MgIrO}_6$ [55], i.e., their ordering pattern and small frustration parameter, indicate a dominant antiferromagnetic Kitaev coupling. Microscopically, this may arise from the near-cancellation of Heisenberg interactions, from multiple Ir-O-O-Ir superexchange paths [8, 9, 32, 56], and the smaller direct exchange for well-separated Ir atoms in the DP structure. We argue that a subtle difference in magnetic orders can reconcile ‘weak’ ferromagnetism in $\text{La}_2\text{ZnIrO}_6$ with its absence in $\text{La}_2\text{MgIrO}_6$. These compounds thus realize a new class of ‘Kitaev materials’. Ultrathin films of $\text{La}_2\text{B}(\text{IrO}_6)$, grown along $\{111\}$, could realize the triangular lattice AFM Kitaev model.

Model. — To construct a minimal model on the fcc lattice of Ir moments, we consider the ideal cubic DP structure, and focus on nearest neighbor terms which are expected to dom-

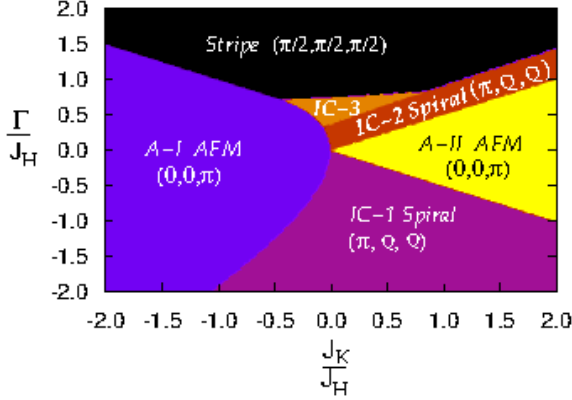


FIG. 1: Phase diagram of the nearest-neighbor spin Hamiltonian as a function of J_K/J_H and Γ/J_H , obtained using the Luttinger-Tisza (LT) method. The AFM states are A-type antiferromagnets, having ferromagnetic planes stacked antiferromagnetically along the third direction, with spins either pointing perpendicular to the FM plane (A-I AFM) or lying in the FM plane (A-II AFM). Stripe order at $(\pi/2, \pi/2, \pi/2)$ features moments pointing in the $\{111\}$ or symmetry related directions. IC-1, IC-2, and IC-3 are incommensurate non-coplanar spirals; beyond the LT analysis, they are multimode states.

inate. We appeal to symmetry arguments to write down all possible terms, based on the fact that the effective $j_{\text{eff}} = 1/2$ angular momentum operator is a pseudovector (axial vector). Requiring invariance of the Hamiltonian under lattice rotational and mirror symmetries [60] constrains the Hamiltonian coupling nearest-neighbor Ir sites to be of the form $H = H_H + H_K + H_{\text{OD}}$,

$$H_H = J_H \sum_{\langle \mathbf{r}\mathbf{r}' \rangle} \vec{S}_{\mathbf{r}} \cdot \vec{S}_{\mathbf{r}'} \quad (1)$$

$$H_K = J_K \left(\sum_{\langle \mathbf{r}\mathbf{r}' \rangle_{xy}} S_{\mathbf{r}}^z S_{\mathbf{r}'}^z + \sum_{\langle \mathbf{r}\mathbf{r}' \rangle_{yz}} S_{\mathbf{r}}^x S_{\mathbf{r}'}^x + \sum_{\langle \mathbf{r}\mathbf{r}' \rangle_{xz}} S_{\mathbf{r}}^y S_{\mathbf{r}'}^y \right) \quad (2)$$

$$H_{\text{OD}} = \Gamma \sum_{\mathbf{r}} \left[(S_{\mathbf{r}}^x S_{\mathbf{r}+\mathbf{x}+\mathbf{y}}^y + S_{\mathbf{r}}^y S_{\mathbf{r}+\mathbf{x}+\mathbf{y}}^x - S_{\mathbf{r}}^x S_{\mathbf{r}-\mathbf{x}+\mathbf{y}}^y - S_{\mathbf{r}}^y S_{\mathbf{r}-\mathbf{x}+\mathbf{y}}^x) + (x, y \leftrightarrow y, z) + (x, y \leftrightarrow x, z) \right] \quad (3)$$

Here, $\langle \mathbf{r}\mathbf{r}' \rangle$ denotes all first-neighbor pairs, while $\langle \mathbf{r}\mathbf{r}' \rangle_{xy}$ denotes first-neighbors restricted to the xy -plane (similarly for yz, xz). H_H is the Heisenberg term, H_K is the Kitaev interaction, and H_{OD} is a symmetric off-diagonal exchange term. Antisymmetric Dzyaloshinskii-Moriya interactions are forbidden here by inversion symmetry. A dominant $J_H < 0$ leads to ferromagnetism; this is incompatible with the ordering observed in $\text{La}_2\text{BiIrO}_6$ ($\text{B}=\text{Mg}, \text{Zn}$), so we assume $J_H > 0$.

Luttinger-Tisza analysis. — To determine the preferred magnetic orders, we use the Luttinger-Tisza (LT) method which considers the spins to be classical moments, and replaces the constant length spin vectors by unconstrained vector fields $\vec{\phi}_{\mathbf{r}}$. The classical spin Hamiltonian written in momentum space then takes the form $H_{\text{LT}} =$

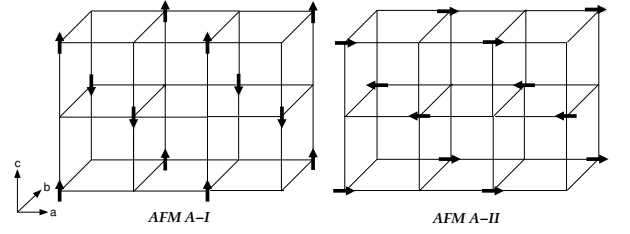


FIG. 2: Real space spin configurations in the layered A-type antiferromagnetic states AFM A-I and AFM A-II.

$2J_H \sum_{\mathbf{k}} \phi_{\mathbf{k}\mu}^* M_{\mu\nu}(\mathbf{k}) \phi_{\mathbf{k}\nu}$ with

$$M(\mathbf{k}) = \begin{pmatrix} A_{\mathbf{k}} + \alpha C_{\mathbf{k}}^{yz} & -\gamma S_{\mathbf{k}}^{xy} & -\gamma S_{\mathbf{k}}^{xz} \\ -\gamma S_{\mathbf{k}}^{xy} & A_{\mathbf{k}} + \alpha C_{\mathbf{k}}^{xz} & -\gamma S_{\mathbf{k}}^{yz} \\ -\gamma S_{\mathbf{k}}^{xz} & -\gamma S_{\mathbf{k}}^{yz} & A_{\mathbf{k}} + \alpha C_{\mathbf{k}}^{xy} \end{pmatrix}. \quad (4)$$

Here, $A_{\mathbf{k}} = (\cos k_x \cos k_y + \cos k_x \cos k_z + \cos k_y \cos k_z)$, $C_{\mathbf{k}}^{ij} = \cos k_i \cos k_j$, and $S_{\mathbf{k}}^{ij} = \sin k_i \sin k_j$, and we have defined $\alpha = J_K/J_H$ and $\gamma = \Gamma/J_H$. Here, k_i (with $i = x, y, z$) denote components of the momentum along the cubic Ir-O axes, and we have set the Ir-O-B bond length ($\text{B}=\text{Zn}, \text{Mg}$) to unity. Diagonalizing H_{LT} for $J_H > 0$, and looking for the lowest energy eigenvalue in \mathbf{k} , we find the rich variety of magnetic orders shown in Fig. 1.

Magnetic orders. — The LT analysis yields collinear as well as spiral antiferromagnetic (AFM) states. We describe these phases below, and compare their energy with numerical simulated annealing results.

A-I AFM: This is an A-type collinear AFM (also referred to as a Type-I AFM in the literature) which consists of ferromagnetically ordered spins in the cubic ab -plane layered antiferromagnetically along the c -axis. The spins point along the c -axis, perpendicular to the ferromagnetic planes as shown in Fig. 2. There are six symmetry related A-I AFM ground states, associated with a three-fold choice of the layering direction and a two-fold choice of the Ising AFM order. Although these are the lowest energy collinear states, there is an accidental classical degeneracy, where one can form multimode states leading to coplanar or even noncoplanar states with the same classical ground state energy. This degeneracy is expected to be broken in favor of collinear states by fluctuation effects, and our simulated annealing finds the above collinear states to be stabilized by thermal order by disorder.

A-II AFM: This is also an A-type collinear antiferromagnet; however spins lie in the ferromagnetic planes as in Fig. 2. In addition to collinear states, there are again multimode coplanar or noncoplanar states with the same classical ground state energy; we expect and observe numerically that thermal fluctuations favor the collinear orders. However, the ground state energy is independent of the precise angle in the plane so that there is an accidental XY degeneracy of collinear states. Our simulated annealing results show that this degeneracy is also broken by thermal fluctuations, with ‘order by disorder’ favoring spins along the Ir-O bond direction. There are twelve symmetry related A-II ground states favored by fluctuations,

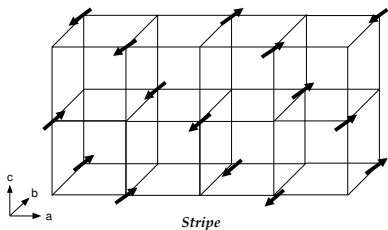


FIG. 3: Real space spin configurations in the collinear stripe state, showing moments pointing along the diagonal $\{111\}$ and $\{\bar{1}\bar{1}\bar{1}\}$ directions for $(k_x, k_y, k_z) \equiv (\pi/2, \pi/2, \pi/2)$.

arising from a three-fold choice of the layering direction and a four-fold choice of the spin axis. Remarkably, the A-II AFM order persists even in the pure Kitaev limit with $J_K > 0$.

Stripe: The collinear stripe state has spins pointing along the $\{111\}$ and $\{\bar{1}\bar{1}\bar{1}\}$ directions arranged as shown in Fig. 3 for $(k_x, k_y, k_z) \equiv \pm(\pi/2, \pi/2, \pi/2)$; symmetry related orders are degenerate. Ordering with this wavevector is also referred to as a Type-II AFM. The ordering wavevector determines the direction of the spins, so that flipping one of the momentum components also flips the corresponding spin component; ordering at $\pm(\pi/2, -\pi/2, \pi/2)$ leads to spins along $\{1\bar{1}\bar{1}\}$ and $\{\bar{1}11\}$. This leads to a total of eight ground states.

Incommensurate Spiral (IC-1, IC-2): In these regimes, the LT analysis suggests an incommensurate coplanar spiral order with wavevector $(k_x, k_y, k_z) \equiv (\pi, Q, Q)$, and symmetry related equivalents. With $\alpha = J_K/J_H$ and $\gamma = \Gamma/J_H$, minimizing the LT energy leads to $Q = \cos^{-1}(\frac{1+\alpha/2}{1+|\gamma|})$; the transition into the AFM A-I state ($Q = 0$) happens when $\alpha = 2|\gamma|$. However, we find that if we assume single mode ordering, the spins constructed in the IC-1 and IC-2 phases from the LT eigenvectors do not satisfy the constraint of constant magnitude. Our simulated annealing numerics show that the ground states in this regime are noncoplanar multimode spirals formed by superposing all six equivalent wavevectors $(\pi, Q, \pm Q)$, $(Q, \pi, \pm Q)$, $(Q, \pm Q, \pi)$.

Incommensurate Spiral (IC-3): In this regime, the LT approach again suggests an incommensurate coplanar spiral order; however, the wavevector is of the form $(k_x, k_y, k_z) \equiv (P, Q, Q)$. We have not found a simple closed form expression for P, Q ; however, they are obtained by minimizing the LT eigenvalue

$$\lambda = (4+\alpha) \cos P \cos Q + (2+\alpha) \cos^2 Q - \gamma \sin^2 Q - \sqrt{D} \quad (5)$$

$$D \equiv [\alpha(\cos P - \cos Q) \cos Q - \gamma \sin^2 Q]^2 + 8\gamma^2 \sin^2 P \sin^2 Q \quad (6)$$

Again, a single mode spiral does not satisfy the spin constraint, and our simulated annealing numerics show noncoplanar multimode spiral order in this regime.

Monte Carlo results. — To complement the LT analysis, we have used simulated annealing numerics, which preserves the spin constraint, to find the classical ground states. Fig. 4(a) compares the numerically computed ground state energy per spin to the Luttinger-Tisza result, for $J_K/J_H = 1.5$

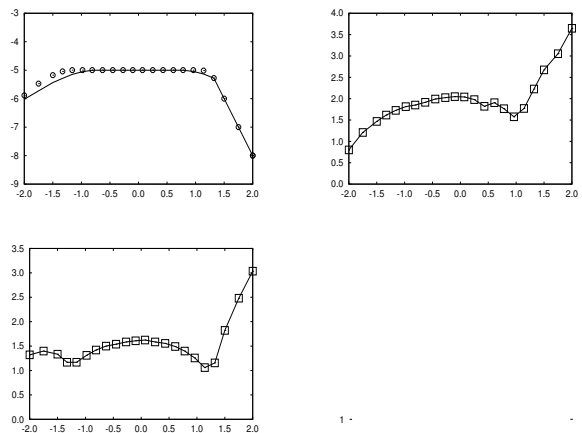


FIG. 4: (a): Comparison of the ground state energy per spin E_{gs} obtained within LT method (solid line) and simulated annealing (dots). (b),(c): Magnetic transition temperature T_c of the classical model (in units of $J_H S^2$, for spin length S) vs. Γ/J_H , obtained using Monte Carlo simulations for cuts through the phase diagram (Fig. 1) at $J_K/J_H = -1.0, +1.5$. (d) Plot of the “frustration parameter”, the ratio of the $\tilde{T}_c \equiv T_c(1 + 1/S)$ to Θ_{CW} ; the rescaling of T_c by $(1 + 1/S)$ accounts for the classical S^2 being replaced by the quantum $S(S + 1)$. The dark square shows the result at $J_K/J_H \rightarrow \infty$.

and varying Γ/J_H . The agreement between the two is excellent in the A-II AFM and Stripe states, where the collinear order is precisely recovered. Our result that the A-II AFM state appears even for large J_K differs from an earlier study [56] which proposed a spiral ground state based on a Luttinger-Tisza analysis which did not take into account thermal fluctuations and order-by-disorder. For IC-1/IC-2, the simulations indicate multimode order, and lead to an energy per spin (for 36^3 lattice) which is only slightly higher by $\lesssim 2\%$.

In order to determine the magnetic ordering temperature in the various phases, we have carried out Monte Carlo simulations on system sizes with up to 24^3 spins. Fig. 4 shows the magnetic T_c as determined from the specific heat singularity, along various cuts through the Luttinger-Tisza phase diagram. The Heisenberg limit in the absence of SOC ($J_K = 0, \Gamma = 0$) is the most fragile state with the lowest $T_c \approx 0.44 J_H S^2$; our results here agree with previous work on the fcc Heisenberg model [61], where thermal order by disorder leads to a nonzero T_c . The A-I AFM, A-II AFM, and stripe phases appear most robust with high T_c , since SOC enhances the pinning of the moment direction. Thus, although the exchange interactions induced by SOC are frustrated on the fcc lattice, the SOC nevertheless enhances T_c by favoring certain spin orientations, thus reducing the effects of thermal disordering.

Comparison with experiments. — $\text{La}_2\text{ZnIrO}_6$ and $\text{La}_2\text{MgIrO}_6$ are A-type AFMs. Combined *ab initio* and neutron diffraction studies [55] suggest that the Ir spins lie predominantly in the ferromagnetic planes, viz. the A-II AFM state. This is consistent with $J_K > 0$ and $|\Gamma| < J_K/2$. Order by disorder pins moments along the Ir-O bond directions.

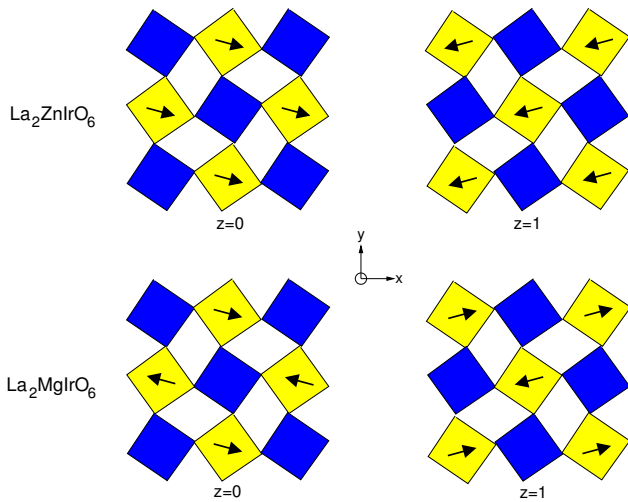


FIG. 5: Conjectured alignment of staggered octahedral rotations and the ferromagnetic planes in the A-II AFM state for $\text{La}_2\text{ZnIrO}_6$ (top) and $\text{La}_2\text{MgIrO}_6$ (bottom), with the spins shown on Ir octahedra (yellow). We have picked the z -axis as the direction along which the octahedral rotations are staggered for the Ir octahedra, and shown only $z = 0, 1$ planes. For $\text{La}_2\text{ZnIrO}_6$, the FM planes are the xy -planes stacked antiferromagnetically along z , leading to a net ‘weak’ ferromagnetic moment along $-\hat{y}$, while for $\text{La}_2\text{MgIrO}_6$ the FM planes are xz -planes stacked antiferromagnetically along y leading to no net ferromagnetic moment. The uniform Ir octahedral tilts are unimportant for this discussion and is not shown.

The Curie-Weiss temperature of $j_{\text{eff}} = 1/2$ moments on the ideal fcc lattice is $\Theta_{CW} = -(3J_H + J_K)$, independent of Γ . However, both $\text{La}_2\text{ZnIrO}_6$ and $\text{La}_2\text{MgIrO}_6$ have a monoclinic $\text{P2}_1/n$ structure, arising from small IrO_6 octahedral rotations — an octahedral rotation ϕ about the cubic c -axis which is staggered between adjacent ab layers, and a global tilt about the cubic $\{110\}$ axis. In the strong SOC limit, the Ir moments track the octahedral rotation, as shown for Sr_2IrO_4 [8, 62]. A high temperature expansion yields a powder averaged $\Theta_{CW} = -J_H - \frac{1}{3}(2J_H + J_K)(1 + 2\cos 2\phi)$. If the axis along which the ferromagnetic planes are stacked in staggered fashion coincides with the axis of the staggered octahedral rotations, it leads to a net ferromagnetic moment $\approx m \sin \phi$ in the A-II AFM state, where m is the ordered moment. Equivalently, we may start with the Hamiltonian in the ideal cubic limit, and construct the Hamiltonian for the case with octahedral rotations by making local unitary rotations on the $j = 1/2$ spins which induces Dzyaloshinskii-Moriya interactions, leading to an AFM with ‘weak’ ferromagnetism [8, 62].

In $\text{La}_2\text{MgIrO}_6$, *ab initio* studies predict a ‘weak’ ferromagnetic moment $\approx 0.3\mu_B$ in the monoclinic $\text{P2}_1/n$ structure; however, experiments do not detect *any* ferromagnetic moment in the ordered phase. To understand this discrepancy we propose that the axis of the staggered octahedral rotations and the stacking direction of the ferromagnetic planes are along orthogonal cubic axes (see Fig. 5), and *ab initio* results may have missed the correct ordering due to subtle energy differences. This can be tested if additional magnetic Bragg peaks

can be resolved using high resolution X-ray diffraction. If we ignore SOC ($J_K = 0, \Gamma = 0$), and note that $\phi \approx 9^\circ$ from the structural data is small, the measured $\Theta_{CW} \approx -24K$ yields $J_H \approx 8K$. Our Monte Carlo simulations at $J_K = 0, \Gamma = 0$ show $T_c \approx 0.44J_H S^2$, consistent with previous work on the fcc Heisenberg model [61]. Heuristically replacing the classical S^2 by $S(S+1)$ for quantum spins leads to a renormalized $\tilde{T}_c = T_c(1 + 1/S)$. This is a good approximation for the 3D cubic lattice $S = 1/2$ Heisenberg model [63]. Here, on the fcc lattice, with $J_H = 8K$ and $S = 1/2$, we find $\tilde{T}_c \approx 2.6K$, much smaller than $T_c^{\text{expt}} = 12K$. With $\Gamma \neq 0$, but keeping $J_K = 0, T_c$ hardly changes or even gets suppressed. This hints at a significant $J_K > 0$. Indeed, the ‘frustration parameter’ $f = -\Theta_{CW}/\tilde{T}_c$, plotted in Fig. 4(d) for $\Gamma = 0$, shows that recovering the experimentally observed small $f \approx 2$ needs a large Kitaev exchange $J_K/J_H \gg 1$.

Thus, we suggest that a model with a dominant Kitaev term $J_K > 0$, perturbed by a weak Heisenberg exchange coupling $J_H \ll J_K$, is a good starting point to understand $j_{\text{eff}} = 1/2$ magnetism in $\text{La}_2\text{MgIrO}_6$; we estimate this dominant coupling $J_K \approx 24K$. These estimates do not shed much light on the off-diagonal symmetric exchange since the powder averaged Θ_{CW} is independent of Γ , and T_c is not very sensitive to Γ (see Fig. 4(c)). However $|\Gamma| > J_K/2$ is precluded by the observed order. Traditionally, in fcc magnets, robust A-type order is ascribed to second-neighbor Heisenberg interactions [57, 58]. For heavy oxides, however, our results show that the A-type AFM, and the small frustration parameter, is due to SOC-induced Kitaev interactions.

In $\text{La}_2\text{ZnIrO}_6$, there is a measured ‘weak’ ferromagnetic moment $\approx 0.22\mu_B$; thus, the axis along which the ferromagnetic planes are stacked in staggered fashion must coincide with the axis of the staggered octahedral rotations (see Fig. 5). Setting $\phi \approx 11^\circ$, consistent with structural data, we expect a moment $\approx 0.19\mu_B$, close to the measured value. This is smaller than the *ab initio* prediction $\approx 0.5\mu_B$. Based on the smaller $T_c^{\text{expt}} \approx 7.5K$ in $\text{La}_2\text{ZnIrO}_6$, and assuming similar ratios of exchanges, $J_H/J_K \ll 1$, we estimate the dominant $J_K \approx 15K$, and $\Theta_{CW} \approx -15K$; however, experiments report $\Theta_{CW} \approx -3K$ [55]. This discrepancy remains to be resolved.

In summary, DP Mott insulators are a distinct class of materials which host strong Kitaev exchange interactions. Our study calls for a microscopic understanding of the AFM Kitaev exchange, motivates a search for DPs with large Γ , which can stabilize stripes or complex spiral orders. The A-II AFM order we find in the AFM Kitaev model is stable against quantum fluctuations for $j = 1/2$ moments; a detailed study of quantum fluctuation effects will be reported elsewhere [64].

We thank G. Chen, J. P. Clancy, B. D. Gaulin, G. Jackeli, J. E. Greedan, Y. B. Kim, Y. J. Kim, and S. Trebst for useful discussions. We acknowledge support from NSERC of Canada (AMC,CH,AP), the Bonn-Cologne Graduate School of Physics and Astronomy (SM), and the Scientific User Facilities Division of the US Department of Energy, Office of Basic Energy Sciences (AAA).

- [1] W. Witczak-Krempa, G. Chen, Y. B. Kim, and L. Balents, *Ann. Rev. of Cond. Matt. Phys.* **5**, 57 (2014).
- [2] K. A. Ross, L. Savary, B. D. Gaulin, and L. Balents, *Phys. Rev. X* **1**, 021002 (2011).
- [3] S. Lee, S. Onoda, and L. Balents, *Phys. Rev. B* **86**, 104412 (2012).
- [4] O. Benton, O. Sikora, and N. Shannon, *Phys. Rev. B* **86**, 075154 (2012).
- [5] Y. Wan and O. Tchernyshyov, *Phys. Rev. Lett.* **108**, 247210 (2012).
- [6] L. Pan, S. K. Kim, A. Ghosh, C. M. Morris, K. A. Ross, E. Kermarrec, B. D. Gaulin, S. M. Koohpayeh, O. Tchernyshyov, and N. P. Armitage, *Nat Commun* **5** (2014).
- [7] A. Kitaev, *Annals of Physics* **321**, 2 (2006).
- [8] G. Jackeli and G. Khaliullin, *Phys. Rev. Lett.* **102**, 017205 (2009).
- [9] J. Chaloupka, G. Jackeli, and G. Khaliullin, *Phys. Rev. Lett.* **105**, 027204 (2010).
- [10] Y.-Z. You, I. Kimchi, and A. Vishwanath, *Phys. Rev. B* **86**, 085145 (2012).
- [11] T. Hyart, A. R. Wright, G. Khaliullin, and B. Rosenow, *Phys. Rev. B* **85**, 140510 (2012).
- [12] S. Okamoto, *Phys. Rev. Lett.* **110**, 066403 (2013).
- [13] S. Okamoto, *Phys. Rev. B* **87**, 064508 (2013).
- [14] D. D. Scherer, M. I. M. Scherer, G. Khaliullin, C. Honerkamp, and B. Rosenow, *Phys. Rev. B* **90**, 045135 (2014).
- [15] X. Liu, T. Berlijn, W.-G. Yin, W. Ku, A. Tselvik, Y.-J. Kim, H. Gretarsson, Y. Singh, P. Gegenwart, and J. P. Hill, *Phys. Rev. B* **83**, 220403 (2011).
- [16] S. K. Choi, R. Coldea, A. N. Kolmogorov, T. Lancaster, I. I. Mazin, S. J. Blundell, P. G. Radaelli, Y. Singh, P. Gegenwart, K. R. Choi, et al., *Phys. Rev. Lett.* **108**, 127204 (2012).
- [17] Y. Singh, S. Manni, J. Reuther, T. Berlijn, R. Thomale, W. Ku, S. Trebst, and P. Gegenwart, *Phys. Rev. Lett.* **108**, 127203 (2012).
- [18] V. M. Katukuri, S. Nishimoto, V. Yushankhai, A. Stoyanova, H. Kandpal, S. Choi, R. Coldea, I. Rousochatzakis, L. Hozoi, and J. van den Brink, *New Journal of Physics* **16**, 013056 (2014).
- [19] J. G. Rau, E. K.-H. Lee, and H.-Y. Kee, *Phys. Rev. Lett.* **112**, 077204 (2014).
- [20] J. G. Rau and H.-Y. Kee, *ArXiv e-prints* (2014), 1408.4811.
- [21] J. Reuther, R. Thomale, and S. Rachel, *Phys. Rev. B* **90**, 100405 (2014).
- [22] Y. Sizyuk, C. Price, P. Wölfle, and N. B. Perkins, *Phys. Rev. B* **90**, 155126 (2014).
- [23] T. Takayama, A. Kato, R. Dinnebier, J. Nuss, and H. Takagi, *ArXiv e-prints* (2014), 1403.3296.
- [24] K. A. Modic, T. E. Smidt, I. Kimchi, N. P. Breznay, A. Biffin, S. Choi, R. D. Johnson, R. Coldea, P. Watkins-Curry, G. T. McCandless, et al., *Nat Commun* **5** (2014).
- [25] A. Biffin, R. D. Johnson, I. Kimchi, R. Morris, A. Bombardi, J. G. Analytis, A. Vishwanath, and R. Coldea, *Phys. Rev. Lett.* **113**, 197201 (2014).
- [26] I. Kimchi, R. Coldea, and A. Vishwanath, *ArXiv e-prints* (2014), 1408.3640.
- [27] E. K.-H. Lee, R. Schaffer, S. Bhattacharjee, and Y. B. Kim, *Phys. Rev. B* **89**, 045117 (2014).
- [28] S. Lee, E. K.-H. Lee, A. Paramakanti, and Y. B. Kim, *Phys. Rev. B* **89**, 014424 (2014).
- [29] E. Kin-Ho Lee and Y. B. Kim, *ArXiv e-prints* (2014), 1407.4125.
- [30] H.-S. Kim, E. Kin-Ho Lee, and Y. B. Kim, *ArXiv e-prints* (2015), 1502.00006.
- [31] I. Rousochatzakis, U. K. Rössler, J. van den Brink, and M. Daghofer, *ArXiv e-prints* (2012), 1209.5895.
- [32] M. Becker, M. Hermanns, B. Bauer, M. Garst, and S. Trebst, *ArXiv e-prints* (2014), 1409.6972.
- [33] G. Jackeli and A. Avella, *arXiv:1504.01435* (unpublished).
- [34] K. I. Kobayashi, T. Kimura, H. Sawada, K. Terakura, and Y. Tokura, *Nature (London)* **395** (1998).
- [35] D. D. Sarma, P. Mahadevan, T. Saha-Dasgupta, S. Ray, and A. Kumar, *Phys. Rev. Lett.* **85**, 2549 (2000).
- [36] T. Saha-Dasgupta and D. D. Sarma, *Phys. Rev. B* **64**, 064408 (2001).
- [37] L. Brey, M. J. Calderón, S. Das Sarma, and F. Guinea, *Phys. Rev. B* **74**, 094429 (2006).
- [38] L. Alff, in *Electron Correlation in New Materials and Nanosystems*, Vol. **241** of NATO Science Series, edited by K. Sharnberg and S. Kruchinin (Springer, Netherlands) (2007).
- [39] O. Erten, O. N. Meetei, A. Mukherjee, M. Randeria, N. Trivedi, and P. Woodward, *Phys. Rev. Lett.* **107**, 257201 (2011).
- [40] K. W. Plumb, A. M. Cook, J. P. Clancy, A. I. Kolesnikov, B. C. Jeon, T. W. Noh, A. Paramakanti, and Y.-J. Kim, *Phys. Rev. B* **87**, 184412 (2013).
- [41] A. Cook and A. Paramakanti, *Phys. Rev. B* **88**, 235102 (2013).
- [42] Q.-F. Liang, L.-H. Wu, X. Hu, *New J. Phys.* **15**, 063031 (2013).
- [43] A. M. Cook and A. Paramakanti, *Phys. Rev. Lett.* **113**, 077203 (2014).
- [44] A. M. Cook, C. Hickey, and A. Paramakanti, *Phys. Rev. B* **90**, 085145 (2014).
- [45] H. Zhang, H. Huang, K. Haule, and D. Vanderbilt, *Phys. Rev. B* **90**, 165143 (2014).
- [46] T. Aharen, J. E. Greedan, C. A. Bridges, A. A. Aczel, J. Rodriguez, G. MacDougall, G. M. Luke, V. K. Michaelis, S. Kroecker, C. R. Wiebe, et al., *Phys. Rev. B* **81**, 064436 (2010).
- [47] T. Aharen, J. E. Greedan, C. A. Bridges, A. A. Aczel, J. Rodriguez, G. MacDougall, G. M. Luke, T. Imai, V. K. Michaelis, S. Kroecker, et al., *Phys. Rev. B* **81**, 224409 (2010).
- [48] M. A. de Vries, A. C. McLaughlin, and J.-W. G. Bos, *Phys. Rev. Lett.* **104**, 177202 (2010).
- [49] A. J. Steele, P. J. Baker, T. Lancaster, F. L. Pratt, I. Franke, S. Ghannadzadeh, P. A. Goddard, W. Hayes, D. Prabhakaran, and S. J. Blundell, *Phys. Rev. B* **84**, 144416 (2011).
- [50] A. A. Aczel, D. E. Bugaris, L. Li, J.-Q. Yan, C. de la Cruz, H.-C. zur Loye, and S. E. Nagler, *Phys. Rev. B* **87**, 014435 (2013).
- [51] G. Chen, R. Pereira, and L. Balents, *Phys. Rev. B* **82**, 174440 (2010).
- [52] T. Dodds, T.-P. Choy, and Y. B. Kim, *Phys. Rev. B* **84**, 104439 (2011).
- [53] G. Chen and L. Balents, *Phys. Rev. B* **84**, 094420 (2011).
- [54] H. Ishizuka and L. Balents, *Phys. Rev. B* **90**, 184422 (2014).
- [55] G. Cao, A. Subedi, S. Calder, J.-Q. Yan, J. Yi, Z. Gai, L. Poudel, D. J. Singh, M. D. Lumsden, A. D. Christianson, et al., *Phys. Rev. B* **87**, 155136 (2013).
- [56] I. Kimchi and A. Vishwanath, *Phys. Rev. B* **89**, 014414 (2014).
- [57] M.S. Seehra and T.M. Giebultowicz, *Phys. Rev. B* **38**, 11898 (1988).
- [58] K. Lefmann and C. Rischel, *Eur. Phys. J. B* **21**, 313 (2001).
- [59] S. Baidya and T. Saha-Dasgupta, *Phys. Rev. B* **86**, 024440 (2012).
- [60] B. Halg and A. Furrer, *Phys. Rev. B* **34**, 6258 (1986).
- [61] H. T. Diep and H. Kawamura, *Phys. Rev. B* **40**, 7019 (1989).
- [62] F. Wang and T. Senthil, *Phys. Rev. Lett.* **106**, 136402 (2011).
- [63] A. W. Sandvik, *Phys. Rev. Lett.* **80**, 5196 (1998).

[64] A. A. Aczel, *et al*, manuscript in preparation.