

Sequential sampling of junction trees for decomposable graphs

Jimmy Olsson, Tetyana Pavlenko and Felix L. Rios

*Department of Mathematics
KTH Royal Institute of Technology
SE-100 44 Stockholm, Sweden*

Abstract: The *junction-tree* representation provides an attractive structural property for organizing a *decomposable graph*. In this study, we present two novel stochastic algorithms, which we call the *junction-tree expander* and *junction-tree collapse* for sequential sampling of junction trees for decomposable graphs. We show that recursive application of the junction-tree expander, expanding incrementally the underlying graph with one vertex at a time, has full support on the space of junction trees with any given number of underlying vertices. On the other hand, the junction-tree collapse provides a complementary operation for removing vertices in the underlying decomposable graph of a junction tree, while maintaining the junction tree property.

A direct application of our suggested algorithms is demonstrated in a *sequential-Monte-Carlo setting* designed for sampling from distributions on spaces of decomposable graphs. Numerical studies illustrate the utility of the proposed algorithms for combinatorial computations on decomposable graphs and junction trees. All the methods proposed in the paper are implemented in the Python library *trilearn*.

1. Introduction

Decomposable graphs and their junction-tree representations as auxiliary data structure have been used in various contexts; examples include computational geometry, large-scale estimation of random-graph models with local dependence, statistical inference (such as sparse covariance- and concentration-matrix computation), contingency-table analysis, probabilistic graphical models, and message passing; see *e.g.* [16, 20, 10].

In recent years, decomposable graphs have become an important and popular tool for representing dependence structures in probabilistic graphical models. In the Bayesian setting, structure learning in such models amounts to calculating a posterior distribution defined on the space of decomposable graphs in order to gain understanding of the dependence structure underlying observed data. Due to the inherent complexity of distributions defined on such spaces, this has led to an increasing interest in Monte Carlo methods for sampling-based approximations. Typical sampling strategies are based on *Markov chain Monte Carlo* (MCMC) methods, especially variations of the *Metropolis-Hastings algorithm*, where new graphs are proposed by means of random single-edge perturbations, and the set of possible moves generated by subjecting a given graph to such perturbations defines a neighborhood in the decomposable-graph space; see *e.g.* [11, 12, 21, 14]. However, since the only vertices that may be connected by an edge in a (connected) decomposable graph while maintaining decomposability are those that already have a neighbour in common and the removable edges are necessarily contained in exactly one clique, operations on the edge set are inherently local. As a consequence, an MCMC sampler based on such moves will most likely suffer from poor mixing.

Against this background, it is desirable to explore alternative ways of simulating decomposable graphs. In the present paper we take a different approach which, instead of altering the edge set of a graph with a fixed set of vertices, builds new graphs incrementally, starting from the empty

graph and adding vertices one by one. When applied to Monte Carlo simulation, this procedure allows for independent or weakly correlated samples.

As we shall see, this approach can be designed more easily if one operates on the extended junction-tree space rather than directly on the space of decomposable graphs. This is feasible also from a statistical point of view; indeed, following Green and Thomas [14], a given probability mass function on the space of decomposable graphs can always be embedded into an extended version defined on the space of junction trees in such a way that the push-forward distribution of the extended distribution with respect to the underlying graph equals the given probability mass function on the decomposable-graph space. Thus, by running an MCMC sampler producing a trajectory of junction trees targeting the extended distribution, an MCMC trajectory targeting the original distribution is obtained as a by-product by simply extracting the underlying graphs of the trees in the former sequence.

We present two novel stochastic algorithms operating on junction-tree structures: the *junction-tree expander* (JTE, or the *Christmas-tree algorithm*) and the *junction-tree collapse* (JTC). The JTE (JTC) expands (collapses) a junction tree T by randomly adding (removing) one vertex to (from) the underlying decomposable graph. At the highest level, the JTE can be described in two main steps. In the first step, the algorithm starts by drawing, at random, a subtree T' of the given tree T using a stochastic version of a depth-first tree-traversal. In the second step, a new vertex y is connected to a random subset of each of the cliques in T' to form a new subtree T'' , which is isomorphic to T' . The edges in T' are then removed and each of the nodes in T'' are connected to the nodes in T' to which they stem from, while maintaining the junction tree property. On the other hand, the JTC starts by selecting the unique subtree T'' induced by a given vertex y' . The second step amounts to drawing, for each clique c' in T'' , a neighboring clique c not containing y' , for which c' is substituted while maintaining the junction tree property. The two algorithms are complementary in the sense that the output obtained by subjecting a given tree T to either the JTE followed by the JTC, or, vice versa, the JTC followed by the JTE, coincides with T with positive probability.

As we shall see, the JTE and JTC have two theoretical properties that are of fundamental importance in Monte Carlo simulation. First, the transition probabilities of the induced Markov kernels are available in a closed form and can be computed efficiently; second, the JTE algorithm is able to generate, with positive probability, when applied sequentially, all junction trees with a given number of vertices in its underlying graph.

In order to illustrate their application potential, we employ jointly the JTE and the JTC to construct a *sequential Monte Carlo* (SMC) *sampler* [7] sampling from more or less arbitrary distributions defined on spaces of decomposable graphs. In this construction, which relies on the above-mentioned junction-tree embedding proposed by Green and Thomas [14], the JTC is used to extend the target distribution to a path space of junction trees of increasing dimension, whereas the JTE is used to generating proposals on this new space. Using this SMC approach, we are able to provide unbiased estimates of the numbers of decomposable graphs and junction trees for any given number of vertices. This importance-sampling approach to the combinatorics of decomposable graphs and junction trees is the first of its kind. In the follow-up paper [19], we cast further such an SMC sampler into the framework of *particle Gibbs samplers* [1]. The resulting MCMC algorithm, which relies heavily on the JTE and JTC derived in the present paper, allows for *global* MCMC moves across the decomposable-graph space and, consequently, fast mixing.

The JTE is related to other existing approaches of generating junction trees. For instance, the algorithm for generation of junction trees presented in [17] has similarities to ours in the sense that it expands the underlying graph incrementally in each step of the algorithm. However, unlike our proposed JTE, this algorithm is restricted to connected decomposable graphs and transition

probabilities are not directly provided. A completely different strategy for decomposable-graph sampling based on *tree-dependent bipartite graphs* is presented in Elmasri [8, 9].

The rest of this paper is structured as follows. Section 2 introduces some graph notation and a short background on decomposable graphs and junction trees. (For a more detailed presentation, the reader is referred to *e.g.* [2] or [16].) Section 3 and Section 4 present the JTE and the JTC, respectively, along with their corresponding transition probabilities. Section 5 provides a novel factorisation of the number of junction trees of a decomposable graph and demonstrates its computational advantage. The application of the JTE and the JTC in the framework of SMC sampling is found in Section 6 and Section 7 contains our numerical study. Appendix A contains detailed algorithm descriptions along with the proofs of lemmas and theorems stated in the paper, whereas Appendix B provides an algorithm, originally presented in [22], for randomly connecting a forest into a tree.

Finally, we remark that the code used for generating the examples in the paper is contained in the Python library *trilearn* available at <https://github.com/felixleopoldo/trilearn>.

2. Preliminaries

2.1. Graph theory

A pair (V, E) of a *vertex set* V and an *edge set* E , where E is a set of unordered pairs $(y, y') \in V \times V$ such that $y \neq y'$, is called an *undirected graph*. Two vertices y and y' in V are *adjacent* if they are directly connected by an edge, *i.e.*, $(y, y') = (y', y)$ belongs to E . The *neighbors* $\mathfrak{N}_{(V, E)}(y)$ of a vertex y is the set of vertices in V adjacent to y . A sequence $(y_j)_{j=1}^{\ell}$ of distinct vertices is called an y_1 - y_ℓ -path, denoted by $y_1 \sim y_\ell$, if for all $j \in \{2, \dots, \ell\}$, (y_{j-1}, y_j) belongs to E . Two vertices y and y' are said to be *connected* if there exists an y - y' -path. Moreover, a *graph* is said to be *connected* if all pairs of vertices are connected. A graph is called a *tree* if there is a unique path between any pair of vertices in the graph. A *connectivity component* of a graph is a subset of vertices that are pairwise connected. A graph is a *forest* if all connectivity components induce distinct trees. Further, two graphs are said to be *isomorphic* if they have the same number of vertices and equivalent edge sets when disregarding the labels of the vertices.

Now, consider a general graph (V, E) which we call G . The *order* and the *size* of G refer to the number of vertices $|V|$ and the number of edges $|E|$, respectively. Let a , b , and s be subsets of V ; then the set s *separates* a from b if for all $y \in a$ and $y' \in b$, all paths $y \sim y'$ intersect s . We denote this by $a \perp_G b \mid s$. The graph G is *complete* if all vertices are adjacent to each other. A graph (V', E') is a *subgraph* of G if $V' \subseteq V$ and $E' \subseteq E$. A *subtree* is a connected subgraph of a tree. For $V' \subseteq V$, the *induced subgraph* $G[V'] = (V', E')$ is the subgraph of G with vertices V' and edge set E' given by the set of edges in E having both endpoints in V' . A subset of V is a *complete set* if it induces a complete subgraph. A complete subgraph is called a *clique* if it is not an induced subgraph of any other complete subgraph.

The primer interest of this paper regards *decomposable graphs* and the *junction-tree* representation.

Definition 1. *A graph G is decomposable if its cliques can be arranged in a so-called junction tree, i.e. a tree whose nodes are the cliques in G , and where for any pair of cliques c and c' in G , the intersection $c \cap c'$ is contained in each of the cliques on the unique path $c \sim c'$.*

Note that a decomposable graph may have many junction-tree representations (referred to as a junction tree for the specific graph) whereas for any specific junction tree, the underlying graph is uniquely determined. For clarity, from now on we follow Green and Thomas [14] and reserve the terms vertices and edges for the elements of G . Vertices and edges of junctions trees

will be referred to as *nodes* and *links*, respectively. Each link (a, b) in a junction tree is associated with the intersection $a \cap b$, which is referred to as a *separator* and denoted by $s_{a,b}$. The set of distinct separators in a junction tree with graph G is denoted by $S(G)$. Since all junction-tree representations of a specific decomposable graph have the same set of separators, we may talk about the separators of a decomposable graph. In the following we consider a fixed sequence $(y_i)_{i=1}^p$, of vertices and denote by \mathbf{G}_p the space of decomposable graphs with vertex set $\{y_i\}_{i=1}^p$. The space of junction-tree representations for graphs in \mathbf{G}_p is analogously denoted by \mathbf{T}_p . The graph corresponding to a junction tree T is denoted by $g(T)$. We let T_s denote the subtree induced by the nodes of a junction tree T containing the separator s and let $\mathbf{F}_s(T)$ denote the forest obtained by deleting, in T , the links associated with s .

2.2. Notational convention

For any finite set a , we denote its power set by $\wp(a)$. The uniform distribution over the elements in a is denoted by $\text{Unif}\langle a \rangle$. We assume that all random variables are well defined on a common probability space $(\Omega, \wp(\Omega), \mathbb{P})$. Abusing notation, we will always use the same notation for a random variable and a realisation of the same. Further, we will use the same notation for a distribution and its corresponding probability density function. For an arbitrary space \mathbf{X} , the *support* of a nonnegative function h defined on \mathbf{X} is denoted by $\text{Supp}(h) := \{x \in \mathbf{X} : h(x) > 0\}$. For all sequences $(a_j)_{j=1}^\ell$, we apply the convention $(a_j)_{j=1}^0 := \emptyset$. Moreover, for all sequences $(a_j)_{j=1}^\ell$ of sets and all nonempty sets b , we set $b \cap (\cup_{j=1}^0 a_j) := b$. We denote by \mathbb{N} the set of natural numbers $\{1, 2, \dots\}$ and by \mathbb{N}_p the set $\{1, \dots, p\}$ for some $p \in \mathbb{N}$.

The notation, $\text{pr}(\{w_\ell\}_{\ell=1}^N)$ is used to denote the categorical distribution induced by a set $\{w_\ell\}_{\ell=1}^N$ of positive (possibly unnormalised) numbers. More specifically, writing $x \sim \text{pr}(\{w_\ell\}_{\ell=1}^N)$ means that the random variable x takes on the value $\ell \in \mathbb{N}_N$ with probability $w_\ell / \sum_{\ell'=1}^N w_{\ell'}$.

3. Expanding and collapsing junction trees

3.1. Sampling subtrees

Before presenting our main algorithm for expanding junction trees, we present one of its crucial subroutines: an algorithm for random sampling of subtrees of a given, arbitrary tree T . It takes two tuning parameters, $(\alpha, \beta) \in (0, 1)^2$, which together control the number of vertices in the subtree.

At the initial step of the algorithm, a Bernoulli trial with probability β is performed in order to decide whether to return the empty subtree or not. If the empty subtree was not drawn we pick a vertex y uniformly at random and let the subtree grow stochastically around this node. More specifically, y serves as a root in a procedure similar to a *breath-first tree traversal*, where instead of directly adding non-visited neighbors of a vertex to the queue of vertices to be visited, as done in the standard breath-first tree traversal, each non-visited neighbor of y is added with probability α . Thus, the parameter α controls the number of vertices in the subgraph, given that it is nonempty. The algorithm is presented in full detail in Algorithm 4 in Appendix A.

The induced probability of extracting a subtree $T' = (V', E')$ from a given tree $T = (V, E)$ is given by

$$\mathbf{S}^{\alpha, \beta}(T, T') = \begin{cases} 1 - \beta, & \text{if } T' = (\emptyset, \emptyset) \\ \beta |V'| \alpha^{|V'|-1} (1 - \alpha)^w / |V|, & \text{otherwise,} \end{cases}$$

where $w = w(T, T')$ is the number of components in the forest $T[V \setminus V']$. The factor $|V'|$ stems from the fact that any vertex in V' is a valid root vertex in the breadth-first traversal-like procedure and the probability of extracting a certain subtree is the equal for each choice.

3.2. Expanding junction trees

In this section we present the main contribution of this paper, namely an algorithm for expanding randomly a given junction tree $T \in \mathbb{T}_m$ into a new junction tree $T_+ \in \mathbb{T}_{m+1}$ such that $g(T)$ is the induced subgraph of $g(T_+)$. This operation defines a Markov transition kernel $\mathbf{K}_m^{\alpha, \beta} : \mathbb{T}_m \times \wp(\mathbb{T}_{m+1}) \rightarrow [0, 1]$, whose expression is derived at the end of this section. Since the theorems in this section hold for any valid choice of α and β , we sometimes drop these from the notation and simply write \mathbf{K}_m instead of $\mathbf{K}_m^{\alpha, \beta}$. The full procedure, which in the following will be referred to as the *junction-tree expander*, is given below. Further details of these steps are provided in Algorithm 5 in Appendix A.

Junction tree expander. *Let T be a junction tree in \mathbb{T}_m .*

Step 1. *Sample a random subtree $T' = (V', E')$ of T .*

If T' is empty, proceed as follows:

Step 2. *Create a new node containing merely the vertex y_{m+1} and connect it to an arbitrary node in T .*

Step 3. *Cut the new tree at the empty separator to obtain a forest.*

Step 4. *Randomly reconnect the forest into a tree (see Algorithm 1 in Appendix B).*

If T' is non-empty, enumerate the nodes in V' as $(c_j)_{j=1}^{|V'|}$, and let, for each j , z_j be defined as the union of the separators associated with c_j in T' . Proceed as follows:

Step 2*. *For each node c_j , draw uniformly at random a (possibly empty) subset q_j of $c_j \setminus z_j$ to create a new unique node d_j^+ , consisting of $d_j := z_j \cup q_j$ and the vertex y_{m+1} . Note that for d_j^+ to be unique, q_j has to be non-empty if any separator associated with c_j in T' equals z_j . If c_j was engulfed in d_j^+ (i.e. $d_j = c_j$), simply delete c_j .*

Step 3*. *To the nodes in $(d_j^+)_{j=1}^{|V'|}$, assign links which replicate the structure of T' . Then remove the links in T' and connect by an link each c_j to its corresponding new node d_j^+ .*

Step 4*. *For each node c_j , the neighbors whose links can be moved to d_j^+ while maintaining an equivalent junction tree, are distributed uniformly between c_j and d_j^+ . The set of neighbors of d_j^+ is denoted by n_j .*

When using the subtree sampler provided in Section 4 at Step 1, the parameters α and β have clear impacts on the sparsity of the outcome T_+ of the JTE; more specifically, since each node in the selected subtree will give rise to a new node in T_+ , α controls the number of nodes containing the new vertex y_{m+1} . The parameter β is simply interpreted as the probability of y_{m+1} being connected to some vertex in $g(T)$.

Example 1. *We illustrate two possible scenarios for how the junction tree in Figure 1 with underlying vertex set $V = \{1, \dots, 9\}$ could be expanded by the vertex 10. Figure 2 shows the possible scenario where the subtree picked at Step 1 is empty. Figure 3 demonstrates the possible scenario where the subtree sampled at Step 1 contains the nodes $c_1 = \{3, 4\}$, $c_2 = \{1, 4, 5\}$, and*

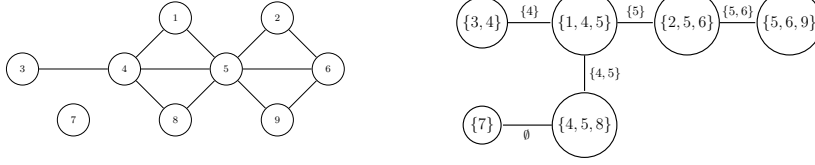


Fig 1: A decomposable graph (left panel) and a corresponding junction tree representation (right panel).

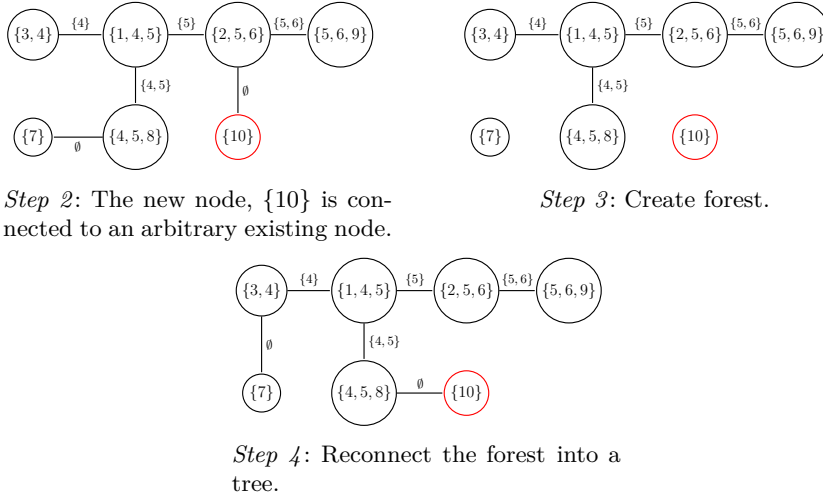


Fig 2: A possible expansion of the junction tree in Figure 1, where the empty subtree was drawn at Step 1.

$c_3 = \{2, 5, 6\}$, colored in blue. The new nodes, colored in red, are $d_1^+ = \{3, 4, 10\}$, $d_2^+ = \{4, 5, 10\}$, and $d_3^+ = \{5, 6, 10\}$, built from the sets $z_1 = \{4\}$, $z_2 = \{4, 5\}$, $z_3 = \{5\}$ and $q_1 = \{3\}$, $q_2 = \emptyset$, $q_3 = \{6\}$. The sets of moved neighbors are $n_1 = \emptyset$, $n_2 = \emptyset$ and $n_3 = \{\{5, 6, 9\}\}$.

Note that in this example, c_3 is a leaf node in the resulting tree, making it look like decoration in a Christmas tree.

Example 2. Figure 4 should be read in chunks of two rows (except for the first row) and shows the junction trees, the corresponding decomposable graphs and the subgraphs generated by the JTE for $m \in \{1, \dots, 5\}$. The left column shows the expansion of the junction trees and the right column shows the underlying decomposable graphs. Subtrees are colored in blue and the new nodes are colored in red. Unaffected nodes are black. Vertices in the underlying graphs are colored analogously. For example, the subtree T_2' selected in the generation of T_3 on Row 5 is found on Row 4. The underlying nodes in T_2' for creating T_3 is also found on Row 4, and so on. Note that the subtree T_2' used in the creation of T_3 , is the empty tree, thus T_2' is black. The tuning parameters of the junction tree expander are set to $\alpha = 0.3$ and $\beta = 0.9$.

The main reason for operating on junction trees as opposed to decomposable graphs directly is computational tractability. Next we provide explicit expressions of the transition kernel \mathbf{K}_m of the JTE, for any given $m \in \mathbb{N}$.

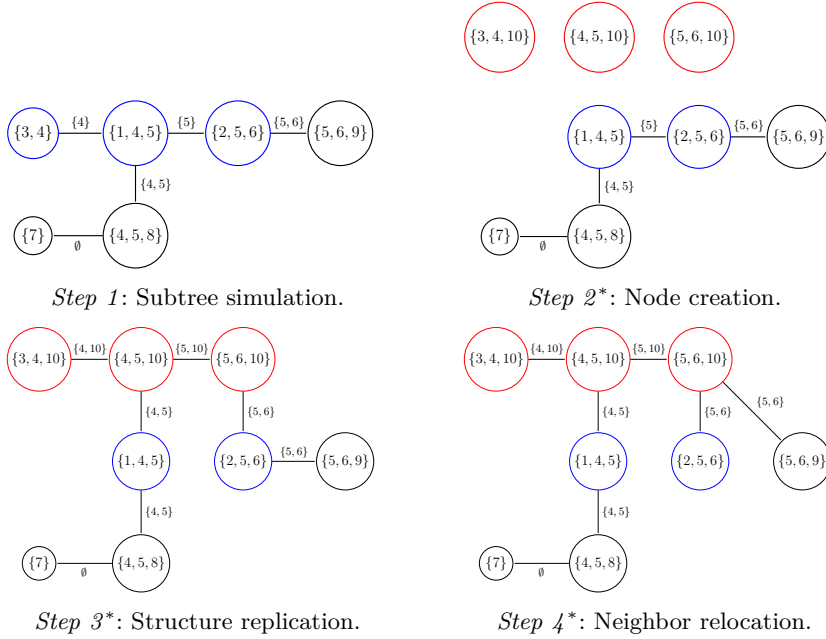


Fig 3: A possible outcome of the JTE where a non-empty subtree was drawn in the expansion of the junction tree in Figure 1.

For $T \in \mathbb{T}_m$ and T_+ generated by the JTE, let $\mathbb{T}(T, T_+)$ denote the set of possible subtrees bridging T and T_+ through the first step of the JTE. This set contains, depending on T and T_+ , either one unique or two different trees, whose explicit forms are provided by Proposition 1.

Proposition 1. *Let $m \in \mathbb{N}$, $T \in \mathbb{T}_m$, and T_+ be generated by the JTE. If the subtree of T_+ induced by the nodes containing the vertex y_{m+1} has a single node $\{y_{m+1}\} \cup s$ with exactly two neighbors c_1 and c_2 such that $s_{c_1, c_2} = s$, then $\mathbb{T}(T, T_+) = \{(\{c_1\}, \emptyset), (\{c_2\}, \emptyset)\}$; otherwise, $\mathbb{T}(T, T_+) = \{(V', E')\}$ (a single tree), where $V' = \{c_j \in V : d_j^+ \in V_+\}$ and $E' = \{(c_j, c_k) \in E : (d_j^+, d_k^+) \in E'_+\}$. Here $d_j^+ := d_j \cup \{y_{m+1}\}$ and $d_k^+ := d_k \cup \{y_{m+1}\}$ denote new nodes in T_+ and $c_j := d_j \cup r_j$ and $c_k := d_k \cup r_k$ are the corresponding nodes in T . The sets r_j and r_k may be empty.*

From a computational point of view, Proposition 1 is crucial since it guarantees a tractable expression of $\mathbf{K}_m^{\alpha, \beta}$. Before we state this expression we introduce some further notation. We let $\nu_{g(T)}(s)$ denote the number of possible ways that $F_s(T)$, the tree obtained by cutting T_s at the separator s , can be connected to form a tree; this number is described in more detail in Theorem 5. Now, the transition probability of the JTE takes the following form

$$\mathbf{K}_m^{\alpha, \beta}(T, T_+) = \sum_{T' \in \mathbb{T}(T, T_+)} \mathbb{P}(T_+ | T', T) \mathbf{S}^{\alpha, \beta}(T, T'), \tag{3.1}$$

where $\mathbb{P}(T_+ | T', T)$ is understood as the probability that the JTE generates T_+ with T as input given that T' was drawn at Step 1. We stress again that the sum in (3.1) has either one or two terms and it is thus easily computed. The conditional probability $\mathbb{P}(T_+ | T', T)$ takes two different forms depending on whether T' is empty or not. If T' is empty, since T_+ is randomised at \emptyset , all the $\nu_{g(T_+)}(\emptyset)$ obtainable equivalent junction trees have equal probability.

Otherwise, in case of T' non-empty, the probability of the subsets q_j are calculated according to the uniform subset distributions in Step 2*. Observe that, given T and T' , the resulting tree T_+ is completely determined by $\{q_j\}_{j=1}^{|V'|}$ and $\{n_j\}_{j=1}^{|V'|}$. Since the pairs $(q_j, n_j)_{j=1}^{|V'|}$ are drawn conditionally independently given T' and T we obtain

$$\mathbb{P}(T_+ | T', T) = \begin{cases} 1/\nu_{g(T_+)}(\emptyset) & \text{if } T' = (\emptyset, \emptyset), \\ \prod_{j=1}^{|V'|} \mathbb{P}(q_j | T', T) \mathbb{P}(n_j | q_j, T', T) & \text{otherwise.} \end{cases} \quad (3.2)$$

We examine the probabilities in (3.2) in the case where T' is nonempty. Since for each j , the existence of a node $c \in \mathfrak{N}_{T'}(c_j)$ such that $z_j = s_{c,c_j}$ forces q_j to be nonempty, it holds that

$$\mathbb{P}(q_j | T', T) = \begin{cases} 1/(2^{|c_j \setminus z_j|} - 1) & \text{if } z_j = s_{c,c_j} \text{ for some } c \in \mathfrak{N}_{T'}(c_j), \\ 1/2^{|c_j \setminus z_j|} & \text{otherwise.} \end{cases}$$

Conditionally upon T' , T , and q_j , the probability of each neighbor set n_j at Step 4* follows straightforwardly; indeed, the distribution of n_j takes two different forms depending on whether c_j was engulfed into d_j^+ (i.e. $d_j = c_j$) or not. If so, all of the neighbors of c_j are moved to d_j^+ with probability 1. Otherwise, it has equal probability over all subsets of $U_j := \{c \in \mathfrak{N}_T(c_j) \setminus V' : s_{c,c_j} \subseteq d_j\}$ giving

$$\mathbb{P}(n_j | q_j, T', T) = \begin{cases} 1 & \text{if } d_j = c_j, \\ 1/2^{|U_j|} & \text{otherwise.} \end{cases}$$

Observe that the simplicity of (3.1) is appealing from a computational point of view. In particular, as shown in Section 7, when $\mathbf{K}_m^{\alpha,\beta}$ is used as a proposal kernel in an SMC algorithm, fast computation of the transition probability is crucial, especially as the graph space increases.

An important property of the JTE is that for any $m \in \mathbb{N}$ and $T \in \mathbb{T}_m$, a tree T_+ generated by the JTE is also a junction tree. In addition, $g(T)$ is an induced subgraph of $g(T_+)$, having one additional vertex.

Theorem 1. *For any $m \in \mathbb{N}$ and $T \in \mathbb{T}_m$ it holds that*

- (i) $\text{Supp}(\mathbf{K}_m(T, \cdot)) \subseteq \mathbb{T}_{m+1}$,
- (ii) $g(T_+)[\{y_\ell\}_{\ell=1}^m] = g(T)$ for all $T_+ \in \text{Supp}(\mathbf{K}_m(T, \cdot))$.

The following theorem states that for any $m \in \mathbb{N}$, all junction trees in \mathbb{T}_m can be generated with positive probability using recursive application of the JTE. More specifically, we may define the marginal probability $\mathbf{K}^m(T_m) := \sum_{T \in \mathbb{T}_{m-1}} \mathbf{K}^{m-1}(T) \mathbf{K}_{m-1}(T, T_m)$, for any $T_m \in \mathbb{T}_m$, where $\mathbf{K}^1(\{\{y_1\}\}, \emptyset) = 1$ and state the following theorem.

Theorem 2. *For any ordering of vertices $(y_\ell)_{\ell=1}^m$, $m \in \mathbb{N}$, it holds that*

$$\text{Supp}(\mathbf{K}^m) = \mathbb{T}_m.$$

4. Collapsing junction trees

In this section, we present the *junction-tree collapser*, a reversed version of the JTE, introduced in the previous section. The idea is to collapse a junction tree $T_+ \in \mathbb{T}_{m+1}$ into a new tree $T \in \mathbb{T}_m$ by removing y_{m+1} from the underlying graph in such a way that $T \in \text{Supp}(\mathbf{K}_m(\cdot, T_+))$. As will be proved in this section, this procedure defines a Markov kernel $\mathbf{R}_m : \mathbb{T}_{m+1} \times \wp(\mathbb{T}_m) \rightarrow [0, 1]$.

Next follows a description of the different suboperations in the sampling procedure for \mathbf{R}_m . The details of the steps are given in Algorithm 6 in Appendix A.

Junction tree collapser. Let T_+ be a junction tree in \mathbb{T}_{m+1} . Similarly to the JTE, the JTC takes two different forms depending on whether $\{y_{m+1}\}$ is present as a node in T_+ or not.

If $\{y_{m+1}\}$ is a node in T_+ proceed as follows:

Step 1. Remove $\{y_{m+1}\}$ and its incident links to obtain a forest, possibly containing only one tree.

Step 2. Randomly connect the forest into a tree.

If $\{y_{m+1}\}$ is not a node in T_+ proceed as follows:

Step 1*. Let $T'_+ = (V'_+, E'_+)$ be the subtree of T_+ induced by the nodes containing the vertex y_{m+1} and enumerate the nodes in V'_+ by $(d_j^+)_{j=1}^{|V'_+|}$.

Step 2*. For all $j \in \{1, \dots, |V'_+|\}$, draw at random c_j from M_j , the set of neighbors of d_j^+ in T_+ having the associated separator $d_j^+ \setminus \{y_{m+1}\}$. If no such neighbor exists, let $c_j = d_j^+ \setminus \{y_{m+1}\}$.

Step 3*. Replace each node d_j^+ by the corresponding node c_j in the sense that c_j is assigned all former neighbors of d_j^+ .

The next example illustrates a reversed version of Example 1.

Example 3. Consider collapsing the junction tree in the bottom right panel of Figure 3 by the vertex 10. The induced subgraph T_+ , having the nodes $d_1^+ = \{3, 4, 10\}$, $d_2^+ = \{4, 5, 10\}$, and $d_3^+ = \{5, 6, 10\}$ is colored in red in the same subfigure. Further we see that $M_1 = \emptyset$ implies that $c_1 = \{3, 4\}$ and $M_2 = \{\{1, 4, 5\}\}$ implies $c_2 = \{1, 4, 5\}$. By drawing $c_3 = \{2, 5, 6\}$ from $M_3 = \{\{2, 5, 6\}, \{5, 6, 9\}\}$, the junction tree in the top left panel of Figure 3 is obtained.

The induced transition probability of collapsing $T_+ \in \mathbb{T}_{m+1}$ into a tree $T \in \text{Supp}(\mathbf{R}_m(T_+, \cdot))$ has the form

$$\mathbf{R}_m(T_+, T) = \begin{cases} 1/\nu_{g(T)}(\emptyset) & \text{if } \{y_{m+1}\} \in V_+, \\ 1/\prod_{j=1}^{|V'_+|} \max(1, |M_j|) & \text{otherwise,} \end{cases}$$

where, as before, V'_+ is the set of nodes in T_+ containing y_{m+1} . The max operation is needed in order to make the expression well defined even when M_j is empty.

The JTC is a reversed version of the JTE in the sense that for all $m \in \mathbb{N}$, a junction tree $T \in \mathbb{T}_m$, generated by the JTC from a junction tree $T_+ \in \mathbb{T}_{m+1}$, can be used as input to the JTE to generate T_+ . This property is formulated in the next theorem.

Theorem 3. For all $m \in \mathbb{N}$ and $T_+ \in \mathbb{T}_{m+1}$,

- (i) $\text{Supp}(\mathbf{R}_m(T_+, \cdot)) \subseteq \mathbb{T}_m$,
- (ii) $\text{Supp}(\mathbf{R}_m(T_+, \cdot)) \subseteq \text{Supp}(\mathbf{K}_m(\cdot, T_+))$,
- (iii) $g(T) = g(T_+)[\{y_\ell\}_{\ell=1}^m]$ for any $T \in \text{Supp}(\mathbf{R}_m(T_+, \cdot))$.

Theorem 3 proves to be crucial in the SMC context described in Section 6 and in particular in the refreshment step of the particle Gibbs sampler detailed in [19].

5. Counting the number of junction trees for an expanded decomposable graph

Thomas and Green [22] provide an expression for counting the number of equivalent junction trees of a given decomposable graph. In this section we derive a factorisation of the same expression

which shows to alleviate the computational burden when calculated for expanded graphs. For sake of completeness, we restate three theorems from [22]. The first counts the number of ways a forest can be reconnected into a tree and was first established in [18].

Theorem 4 (Moon [18]). *The number of distinct ways that a forest of order m comprising q subtrees of orders r_1, \dots, r_q can be connected into a single tree by adding $q - 1$ edges is*

$$m^{q-2} \prod_{i=1}^q r_i.$$

For a given junction tree T , let t_s denote the order of the subtree T_s induced by the separator s . Now, let m_s be the number of links associated with s and let f_1, \dots, f_{m_s+1} be the orders of the tree components in $F_s(T)$. Then, by Theorem 4 the following is obtained.

Theorem 5 (Thomas and Green [22]). *The number of ways that the components of $F_s(T)$, where s is a separator in a graph G with junction tree T , can be connected into a single tree by adding the appropriate number of links is given by*

$$\nu_G(s) = t_s^{m_s-1} \prod_{j=1}^{m_s+1} f_j.$$

Theorem 6 (Thomas and Green [22]). *The number of junction trees for a decomposable graph G is given by*

$$\mu(G) = \prod_{s \in S(G)} \nu_G(s).$$

In the sequential sampling context considered in this paper it is useful to exploit that any decomposable graph $G_+ \in \mathbf{G}_{m+1}$ can be regarded as an expansion of another decomposable graph $G \in \mathbf{G}_m$, in the sense that G_+ is obtained by expanding G with the vertex y_{m+1} . This follows for example by induction using [16, Corollary 2.8].

The key insight when calculating $\mu(G_+)$ is that when a vertex is added to G , not all separators will necessarily be affected. This implies that $\nu_G(s) = \nu_{G_+}(s)$ for some separators.

Theorem 7. *Let $G_+ \in \mathbf{G}_{m+1}$ be an expansion of some graph $G \in \mathbf{G}_m$ by the extra vertex y_{m+1} . Let $S^* \subseteq S(G_+)$ be the set of unique separators created (note that $S^* \cap S(G)$ might be non-empty) by the expansion. Then*

$$\mu(G_+) = \frac{\prod_{s \in A(G_+)} \nu_{G_+}(s)}{\prod_{s \in A(G)} \nu_G(s)} \mu(G), \tag{5.1}$$

where $A(G) := \{s \in S(G) : \exists s' \in S^* \text{ such that } s \subseteq s'\}$ is the set of separators in G contained in some separator in S^* .

The potential computational gain obtained by using the factorisation in Theorem 7 is illustrated by the following example.

Example 4. *Let $G_+ \in \mathbf{G}_{m+1}$ be an expansion of a graph $G \in \mathbf{G}_m$ in the sense that y_{m+1} is connected to every vertex in one of the cliques in G . Then, since the set of separators is the same in the two graphs, it holds that $\mu(G_+) = \mu(G)$.*

6. Applications to sequential Monte Carlo sampling

We demonstrate how the JTE and the JTC can be cast into the framework of SMC methods (see [4] for a recent introduction) for sampling from a sequence $(\eta_m)_{m \in \mathbb{N}^*}$ of probability distributions, where each η_m is a distribution on \mathbb{T}_m . For every m we assume that η_m is known only up to a normalising constant, i.e., $\eta_m \propto \gamma_m$, where γ_m is a tractable, unnormalised function. Following [7], we introduce path spaces $\mathbb{T}_{1:m} := \mathbb{T}_1 \times \cdots \times \mathbb{T}_m$ and let

$$\bar{\eta}_m(\mathbb{T}_{1:m}) := \prod_{\ell=1}^{m-1} \frac{\eta_{\ell+1}(T_{\ell+1})}{\eta_{\ell}(T_{\ell})} \mathbf{R}_{\ell}(T_{\ell+1}, T_{\ell}), \quad \mathbb{T}_{1:m} \in \mathbb{T}_{1:m}, \quad (6.1)$$

be extended target distributions. Importantly, each target η_m is the marginal of $\bar{\eta}_m$ with respect to the m th component. In many applications, the aim is to sample from a given distribution π on some junction-tree space \mathbb{T}_n induced by n vertices, and in this case one may let $\eta_n = \pi$ and $(\eta_{\ell})_{\ell=1}^{n-1}$ be the marginals of π (if these are known up to normalising constants), serving to guide the distribution flow towards the target π .

Now, introduce, for all m , proposal distributions

$$\bar{\rho}_m(\mathbb{T}_{1:m}) := \prod_{\ell=1}^{m-1} \mathbf{K}_{\ell}(T_{\ell}, T_{\ell+1}), \quad \mathbb{T}_{1:m} \in \mathbb{T}_{1:m}. \quad (6.2)$$

Since Theorem 3 implies that $\text{Supp}(\mathbf{R}_{\ell}(\cdot, T_{\ell})) \subseteq \text{Supp}(\mathbf{K}_{\ell}(T_{\ell}, \cdot))$ for all $\ell \in \{1, \dots, m-1\}$, it is readily checked that $\text{Supp}(\bar{\eta}_m) \subseteq \text{Supp}(\bar{\rho}_m)$. This property, along with Theorems 1 and 2, allows the extended target distributions (6.1) to be sampled by means of an importance-sampling procedure, where independent tree paths $\tau_{1:m}^i = (\tau_1^i, \dots, \tau_m^i)$, $i \in \{1, \dots, N\}$, generated sequentially using the JTE, are assigned importance weights

$$\omega_m^i := \prod_{\ell=1}^{m-1} \frac{\gamma_{\ell+1}(\tau_{\ell+1}^i) \mathbf{R}_{\ell}(\tau_{\ell+1}^i, \tau_{\ell}^i)}{\gamma_{\ell}(\tau_{\ell}^i) \mathbf{K}_{\ell}(\tau_{\ell}^i, \tau_{\ell+1}^i)} \propto \frac{\bar{\eta}_m(\tau_{1:m}^i)}{\bar{\rho}_m(\tau_{1:m}^i)}. \quad (6.3)$$

Here N is the Monte Carlo sample size. Thanks to the Markovian structure of the proposal (6.2) and the multiplicative structure of the weights (6.3), this procedure can be implemented sequentially by applying recursively the update described in Algorithm 1. This yields a sequence $(\tau_m^i, \omega_m^i)_{i=1}^N$, $m \in \mathbb{N}^*$, of weighted samples, where, since η_m is the marginal of $\bar{\eta}_m$ with respect to the last component, $\sum_{i=1}^N \omega_m^i h(\tau_m^i) / \Omega_m^N$, with $\Omega_m^N := \sum_{i=1}^N \omega_m^i$, is a strongly consistent self-normalised estimator of the expectation $\eta_m(h) := \sum_{T \in \mathbb{T}_m} h(T) \eta_m(T)$ of any real-valued test function h under η_m . In the SMC literature, the draws $(\tau_m^i)_{i=1}^N$ are typically referred to as *particles*.

Even though this *sequential importance sampling* procedure, which is described in Algorithm 1, appears appealing at a first sight, the multiplicative weight updating formula on Line 3 is problematic in the sense that it will, inevitably, lead to severe weight skewness and, consequently, high Monte Carlo variance. In fact, it can be shown that updating the weights in this naive manner leads to a Monte Carlo variance that increases geometrically fast with m ; see e.g. [3, Chapter 7.3] for a discussion. Needless to say, this is impractical for most applications

In order to cope with the weight-degeneracy problem, Gordon et al. [13] proposed furnishing the previous sequential importance sampling algorithm with a *selection step*, in which the particles are resampled, with replacement, in proportion to their importance weights. Upon selection, all particles are assigned the unit weight, and the particles and importance weights are then updated as in Algorithm 1. Such selection is a key ingredient in SMC methods, and it

Input: $(\tau_m^i, \omega_m^i)_{i=1}^N$
Output: $(\tau_{m+1}^i, \omega_{m+1}^i)_{i=1}^N$
1 for $i \leftarrow 1, \dots, N$ **do**
2 $\left[\begin{array}{l} \text{draw } \tau_{m+1}^i \sim \mathbf{K}_m(\tau_m^i, \cdot); \\ \text{set } \omega_{m+1}^i \leftarrow \frac{\gamma_{m+1}(\tau_{m+1}^i) \mathbf{R}_m(\tau_{m+1}^i, \tau_m^i)}{\gamma_m(\tau_m^i) \mathbf{K}_m(\tau_m^i, \tau_{m+1}^i)} \omega_m^i; \end{array} \right.$
4 return $(\tau_{m+1}^i, \omega_{m+1}^i)_{i=1}^N$

Algorithm 1: Sequential importance sampling.

Input: $(\tau_m^i, \omega_m^i)_{i=1}^N$
Output: $(\tau_{m+1}^i, \omega_{m+1}^i)_{i=1}^N$
1 select $(\tilde{\tau}_m^i)_{i=1}^N$ among $(\tau_m^i)_{i=1}^N$ in proportion to $(\omega_m^i)_{i=1}^N$;
2 for $i \leftarrow 1, \dots, N$ **do**
3 $\left[\begin{array}{l} \text{draw } \tau_{m+1}^i \sim \mathbf{K}_m(\tilde{\tau}_m^i, \cdot); \\ \text{set } \omega_{m+1}^i \leftarrow \frac{\gamma_{m+1}(\tau_{m+1}^i) \mathbf{R}_m(\tau_{m+1}^i, \tilde{\tau}_m^i)}{\gamma_m(\tilde{\tau}_m^i) \mathbf{K}_m(\tilde{\tau}_m^i, \tau_{m+1}^i)}; \end{array} \right.$
5 return $(\tau_{m+1}^i, \omega_{m+1}^i)_{i=1}^N$

Algorithm 2: Sequential importance sampling with resampling.

can be shown mathematically that the resulting *sequential importance sampling with resampling* algorithm, which is given in Algorithm 2, is indeed numerically stable [6, 5].

In standard self-normalised importance sampling, the average weight provides an unbiased estimator of the normalising constant of the target. However, when the particles are resampled systematically, as in Algorithm 2, this simple estimator is no longer valid. Instead, it is possible to show that for every m , the estimator

$$\gamma_m^N(h) := \frac{1}{N^m} \left(\prod_{\ell=1}^{m-1} \Omega_\ell^N \right) \sum_{i=1}^N \omega_m^i h(\tau_m^i)$$

is an unbiased estimator of $\gamma_m(h)$ for any real-valued test function h . In particular,

$$\gamma_m^N(\mathbb{1}_{\mathbb{T}_m}) = \frac{1}{N^m} \prod_{\ell=1}^m \Omega_\ell^N \tag{6.4}$$

provides an unbiased estimator of the normalising constant $\gamma_m(\mathbb{1}_{\mathbb{T}_m})$ of η_m . This estimator will be illustrated in the next section.

7. Numerical study

We demonstrate two applications of Algorithm 2 for estimating the cardinalities $|\mathbf{G}_m|$ and $|\mathbb{T}_m|$ of the spaces of decomposable graphs and junction trees, respectively.

7.1. Estimating $|\mathbf{G}_m|$

Wormald [23] provides an exact expression for $|\mathbf{G}_m|$ and evaluates the same for $m \leq 13$. In the same reference, the author also establishes the asymptotic expression $|\mathbf{G}_m| \sim \sum_{\ell=1}^m \binom{m}{\ell} 2^{\ell(m-\ell)}$.

Another exact algorithm that calculates $|\mathbf{G}_m|$ for $m \leq 10$ is proposed in [15].

In this study we will use Algorithm 2 for estimating $|\mathbf{G}_m|$, $m \in \mathbb{N}^*$, on the basis of the target probability distributions

$$\eta_m(T_m) \propto \gamma_m(T_m) = \frac{1}{\mu(g(T_m))} \mathbb{1}_{\mathbb{T}_m}(T_m).$$

Note that the normalising constant $\gamma_m(\mathbb{1}_{\mathbb{T}_m})$ of η_m equals $|\mathbf{G}_m|$; indeed,

$$\begin{aligned} \gamma_m(\mathbb{1}_{\mathbb{T}_m}) &= \sum_{G_m \in \mathbf{G}_m} \sum_{T_m: g(T_m)=G_m} \frac{1}{\mu(g(T_m))} \mathbb{1}_{\mathbb{T}_m}(T_m) \\ &= \sum_{G_m \in \mathbf{G}_m} \frac{1}{\mu(G_m)} \sum_{T_m: g(T_m)=G_m} \mathbb{1}_{\mathbb{T}_m}(T_m) = |\mathbf{G}_m|. \end{aligned}$$

With this formulation, unbiased estimates of $|\mathbf{G}_m|$, $m \in \mathbb{N}^*$, can be obtained directly using (6.4). Note that in this setting Line 4 of Algorithm 2 reduces to

$$\frac{\gamma_{m+1}(T_{m+1})}{\gamma_m(T_m)} = \frac{\mu(g(T_{m+1}))}{\mu(g(T_m))}, \quad (7.1)$$

where $T_m \in \mathbb{T}_m$, $T_{m+1} \in \mathbb{T}_{m+1}$, for which, as demonstrated by Example 4, the computational burden can be substantially reduced using the factorisation (5.1) since $T_{m+1} \in \text{Supp}(\mathbf{K}_m(T_m, \cdot))$.

Table 1 shows means and standard errors based on 10 estimates $|\widehat{\mathbf{G}}_m|$ of $|\mathbf{G}_m|$ for $m \in \mathbb{N}_{15}$. The upper panel of the table shows $|\widehat{\mathbf{G}}_m|$ while the lower panel shows $|\widehat{\mathbf{G}}_m|/2^{m(m-1)/2}$, i.e. estimates of the fraction of undirected graphs that are decomposable. For $m \leq 13$ the exact enumerations are given in the second column. We ran the SMC sampler with tuning parameters $\alpha = 0.5$, $\beta = 0.5$ and the number of particles was set to $N = 10000$. Figure 5 displays the asymptotic behavior of $|\mathbf{G}_m|$ and $|\widehat{\mathbf{G}}_m|$ for $m \leq 50$, along with the exact values for $m \leq 13$, justifying a concordance with the exact results. Each of the 10 estimates took about 10 minutes to calculate.

7.2. Estimating $|\mathbb{T}_m|$

As far as we know there is no method available in the literature for efficiently calculating $|\mathbb{T}_m| := \sum_{G \in \mathbf{G}_m} \mu(G)$. However, for $m \leq 5$ it is computationally tractable to first find all the 822 graphs \mathbf{G}_m by Monte Carlo sampling and then evaluate μ for each of them.

As in Section 7.1 we find an unbiased estimator of $|\mathbb{T}_m|$ by constructing target distributions

$$\eta_m(T_m) \propto \gamma_m(T_m) = \mathbb{1}_{\mathbb{T}_m}(T_m),$$

to that the normalising constant $\gamma_m(\mathbb{1}_{\mathbb{T}_m})$ equals $|\mathbb{T}_m|$, and then use (6.4). Note that with this setting the first factor in Line 4 in Algorithm 2 simplifies as

$$\frac{\gamma_{m+1}(T_{m+1})}{\gamma_m(T_m)} = 1, \quad (7.2)$$

for all $T_m \in \mathbb{T}_m$, $T_{m+1} \in \text{Supp}(\mathbf{K}_m(T_m, \cdot))$.

The third and fourth columns of the upper panel in Table 2 show estimated means and standard deviations of $|\widehat{\mathbb{T}}_m|$ for $m \leq 15$ based on 10 replicates. The true values for are shown in the first column for $m \leq 5$.

p	$ \mathbb{G}_m $	$\widehat{ \mathbb{G}_m }$	std. err.	
4	61	60.4	0.40	
5	822	815	16.2	
6	1.82	1.78	0.37	$\times 10^4$
7	6.18	5.92	0.15	$\times 10^5$
8	3.09	3.00	0.13	$\times 10^7$
9	2.19	2.14	0.09	$\times 10^9$
10	2.15	2.11	0.10	$\times 10^{11}$
11	2.88	2.80	0.18	$\times 10^{13}$
12	5.17	5.15	0.51	$\times 10^{15}$
13	1.23	1.21	0.17	$\times 10^{18}$
14	-	3.74	0.62	$\times 10^{20}$
15	-	1.53	0.30	$\times 10^{23}$

p	$ \mathbb{G}_p /2^{p(p-1)/2}$	$\widehat{ \mathbb{G}_p }/2^{p(p-1)/2}$	std. err.	
4	9.53	9.44	0.06	$\times 10^{-1}$
5	8.03	7.96	0.16	$\times 10^{-1}$
6	5.54	5.43	0.11	$\times 10^{-1}$
7	2.95	2.82	0.07	$\times 10^{-1}$
8	1.15	1.12	0.05	$\times 10^{-1}$
9	3.19	3.11	0.13	$\times 10^{-2}$
10	6.12	5.99	0.28	$\times 10^{-3}$
11	7.99	7.78	0.51	$\times 10^{-4}$
12	7.00	6.98	0.70	$\times 10^{-5}$
13	4.09	3.99	0.55	$\times 10^{-6}$
14	-	1.51	0.25	$\times 10^{-7}$
15	-	3.77	0.74	$\times 10^{-9}$

TABLE 1
 Sequential Monte Carlo estimation of the number decomposable graphs and the fraction of graphs which are decomposable.

The lower panel of Table 2 displays estimates of the number of junction trees per decomposable graph, $|\mathbb{T}_p|/|\mathbb{G}_p|$, for different numbers of vertices. True numbers as are shown in the first column, and estimated means and standard deviations of $\widehat{|\mathbb{T}_p|}/\widehat{|\mathbb{G}_p|}$ are shown in the third and fourth columns. Interestingly, Figure 6 indicates an exponential growth rate of the estimated junction trees per decomposable graph for $p \leq 50$. Each of the 10 estimates took about 6 minutes to compute.

8. Discussion

Several MCMC methods for approximating distributions on the space of decomposable graphs have been proposed in the literature. Most of them suffer from mixing problem inherited by the local moves that are made to the graphs (or junction trees) in the Markov chain. In this paper we have presented the JTE and the JTC for stochastically generating and collapsing junction trees for decomposable graphs in a vertex-by-vertex fashion. The Markovian nature of both procedures together enable for essentially different sampling techniques, namely importance sampling, and particle Gibbs; see [19]. The main benefit of these sampling strategies is a substantial improvement of the mixing properties of the Markov chain; this improvement is possible due to (exploiting) global moves on the space of decomposable graphs. The price paid for the junction tree representation when analysing the decomposable graph space is the imposed computational burden for calculating the number of junction trees for each of the sampled graphs. This burden has been alleviated by the factorization property derived in Theorem 7, allowing for a faster

p	$ \mathbb{T}_p $	$\widehat{ \mathbb{T}_p }$	std. err.	
1	1	1	0.00	
2	2	2	0.00	
3	10	10	0.03	
4	108	106	1.41	
5	2.09	2.03	0.03	$\times 10^3$
6	-	6.10	0.10	$\times 10^4$
7	-	2.76	0.08	$\times 10^6$
8	-	1.79	0.07	$\times 10^8$
9	-	1.63	0.11	$\times 10^{10}$
10	-	2.00	0.18	$\times 10^{12}$
11	-	3.37	0.32	$\times 10^{14}$
12	-	7.45	0.88	$\times 10^{16}$
13	-	2.12	0.30	$\times 10^{19}$
14	-	7.87	1.34	$\times 10^{21}$
15	-	3.88	0.80	$\times 10^{24}$

p	$ \mathbb{T}_p / \mathbb{G}_p $	$\widehat{ \mathbb{T}_p }/\widehat{ \mathbb{G}_p }$	std. err.	
1	1	1	0.00	
2	1	1	0.00	
3	1.25	1.25	0.00	
4	1.77	1.76	0.03	
5	2.54	2.49	0.07	
6	-	3.43	0.1	
7	-	4.66	0.23	
8	-	5.99	0.45	
9	-	7.67	0.64	
10	-	9.51	0.90	
11	-	12.1	1.35	
12	-	14.6	1.98	
13	-	17.9	3.11	
14	-	21.5	4.23	
15	-	26.1	6.16	

TABLE 2
 Sequential Monte Carlo estimation of the number junction trees and the expected number of junction trees per decomposable graph.

dynamic updates.

Using importance sampling techniques, we were able to provide unbiased estimates of the number of decomposable graphs and junction trees with given number of vertices p , as it appears as normalising constant in distributions specifically designed for this purpose.

As an alternative approach to the JTE which incrementally construct a junction tree by adding one vertex at a time to the underlying graph, one may suggest a method which operates directly on the space of decomposable graphs. The main difficulty arising when designing such a scheme is to express the transition probabilities in a tractable form while maintaining the ability to generate the whole space of decomposable graphs.

We expect that tailored data structures for the junction tree implementation which respect the sequential nature of the algorithms could greatly increase the speed. For example, when propagating the particles in the SMC algorithm, the junction trees are not altered but rather copied and then expanded. The reason for this is that several tree must be able to stem from the same ancestor.

9. Acknowledgements

The research of T. Pavlenko was partially supported by the Swedish Research Council, Grant C0595201. J. Olsson gratefully acknowledges support by the Swedish Research Council, Grant 2018-05230. We are also thankful to Jim Holmström for sharing his Python knowledge with us.

Appendix A

A.1. Stochastic breath-first tree traversal

Algorithm 4 provides the detailed steps in the stochastic breath-first tree traversal algorithm outlined in Section 3.1.

```

Input: A tree  $T = (V, E)$ , parameters  $(\alpha, \beta) \in (0, 1)^2$ 
Output:  $T'$  subtree of  $T$ 
1 draw  $u \sim \text{Bernoulli}(\beta)$ ;
2 if  $u = 0$  then
3   return  $(\emptyset, \emptyset)$ 
4 else
5   draw  $y \sim \text{Unif}(V)$ ;
6    $q := []$ ; // empty queue of vertices to visit
7    $q.enqueue(y)$ ;
8    $v := []$ ; // empty list of visited nodes
9   while  $q \neq \emptyset$  do
10     $y := q.dequeue()$ ;
11     $v.append(y)$ ;
12    for  $y' \in \mathfrak{N}(y) \setminus v$  do
13      draw  $u \sim \text{Bernoulli}(\alpha)$ ;
14      if  $u = 1$  then
15         $q.enqueue(y')$ ;
16  let  $T' = T[v]$ ;
17  return  $T'$ ;

```

Algorithm 4: Stochastic breadth-first tree traversal.

A.2. Junction-tree expander (detailed steps)

Below follows a more detailed description of the JTE. The full algorithm is given in Algorithm 5.

Step 1: Subtree simulation

In this step, a random subtree $T' = (V', E')$ of T is sampled from $\mathbf{S}^{\alpha, \beta}(T, \cdot)$ (Line 1). After this, a new tree T_+ is initiated as a copy of T (Line 2), and all the manipulations described below refers to T_+ . Depending on whether T' is empty or not, the algorithm proceeds in two substantially different ways.

Step 2: Node creation

If T' is empty, the new vertex y_{m+1} is added as a node $\{y_{m+1}\}$ in its own and connected to one arbitrary existing node.

```

Input:  $T \in \mathbb{T}_m$ 
Output:  $T_+ \in \mathbb{T}_{m+1}$ 
// Step 1.
1 draw  $T' = (V', E') \sim \mathbf{S}^{\alpha, \beta}(T, \cdot)$ ;
2 let  $T_+$  be a copy of  $T$ ;
3 if  $T' = (\emptyset, \emptyset)$  then
    // Step 2.
4     add a link from  $\{y_{m+1}\}$  to one of the nodes in  $T_+$ ;
    // Step 3.
5     cut  $T_+$  at the separator  $\emptyset$ ;
    // Step 4.
6     randomly connect  $T_+$  into a forest;
7     return  $T_+$ ;
8 else
    // Step 2*.
9     enumerate the nodes in  $T'$  by  $c_1, \dots, c_{|V'|}$ ;
10    for  $j = 1 \rightarrow |V'|$  do
11        set  $z_j \leftarrow \bigcup_{c \in \mathfrak{N}_{T'}(c_j)} s_{c_j, c}$ ;
12        if there exists some  $c \in \mathfrak{N}_{T'}(c_j)$  such that  $z_j = s_{c_j, c}$  then
13            draw  $q_j \sim \text{Unif}(\wp(c_j \setminus z_j) \setminus \{\emptyset\})$ ;
14        else
15            draw  $q_j \sim \text{Unif}(\wp(c_j \setminus z_j))$ ;
16        set  $d_j \leftarrow z_j \cup q_j$  and  $d_j^+ \leftarrow d_j \cup \{y_{m+1}\}$ ;
17        add  $d_j^+$  to  $T_+$ ;
18        if  $d_j = c_j$  then
19            remove  $c_j$  and its incident links from  $T_+$ ;
    // Step 3*.
20    foreach link  $(c_j, c_k)$  in  $T'$  do
21        remove  $(c_j, c_k)$  from  $T_+$ ; // if not removed on Line 19
22        add  $(d_j^+, d_k^+)$  to  $T_+$ ;
23    for  $j = 1 \rightarrow |V'|$  do
24        if  $d_j = c_j$  then
25            let  $\mathfrak{N}_{T'}(c_j) \setminus V'$  be neighbors of  $d_j^+$  in  $T_+$ ;
26    for  $j = 1 \rightarrow |V'|$  do
27        if  $d_j^+$  and  $c_j$  are nodes in  $T_+$  then
28            add the link  $(c_j, d_j^+)$  to  $T_+$ ;
    // Step 4*.
29    for  $j = 1 \rightarrow |V'|$  do
30        if  $d_j \neq c_j$  then
31            draw  $n_j \sim \text{Unif}(\wp(\{c \in \mathfrak{N}_{T_+}(c_j) : s_{c, c_j} \subseteq d_j\}))$ ;
32            move the neighbors  $n_j$  of  $c_j$  to be neighbors of  $d_j^+$  instead;
33    return  $T_+$ 

```

Algorithm 5: Junction-tree expander.

Step 3 and 4: Randomising the tree

The tree is then cut at each link associated with the empty separator and reconstructed, a process we call *randomisation at the separator* \emptyset (Lines 4–6); see Appendix B or [22] for details. The randomisation step might seem superfluous at a first glance; however, it turns out to be needed in order to ensure that every junction tree has, as stated in Theorem 2, a positive probability of being produced by iterative application of the algorithm.

Step 2: Node creation*

If T' is nonempty, the idea is to replicate its structure so that at the end of the algorithm, a subtree T'_+ of T_+ has been created where every node contains y_{m+1} . More specifically, for each node c_j , $j \in \{1, \dots, |V'|\}$, in T' , a new node d_j^+ is created by connecting y_{m+1} to a subset of c_j while ensuring that the decomposability of $g(T_+)$ is still maintained. If T' has more than one node, it is, for each j , in order to avoid that a 4-cycle is formed in $g(T_+)$, necessary to connect y_{m+1} to all vertices in $z_j := \bigcup_{c \in \mathfrak{N}_{T'}(c_j)} s_{c_j, c}$. For the rest of the vertices in c_j , a subset q_j is sampled uniformly at random, and d_j^+ is formed as the union of q_j , z_j , and $\{y_{m+1}\}$ (Lines 11–16). In the case where z_j is identical to one of the separators $s_{c_j, c}$, $c \in \mathfrak{N}_{T'}(c_j)$, it is necessary that q_j is nonempty in order to prevent the new node from being engulfed by some of its neighbors in T'_+ (Line 15). In the case where y_{m+1} is connected to every vertex in c_j , c_j is replaced by d_j^+ (Lines 17–19).

Step 3: Structure replication*

Having created the new nodes $(d_j^+)_{j=1}^{|V'|}$, links will be added between d_j^+ and d_k^+ whenever there is a link between c_j and c_k in T' (Line 22). In this case, the link between c_j and c_k is removed (Line 21) in order to avoid a 4-cycle to be formed on Line 28. By this measure, T'_+ replicates the structure of T' . In order to connect T_+ into a tree, links are added between each pair of nodes d_j^+ and c_j (Line 28).

Step 4: Neighbor relocation*

Finally, we observe that for all $j \in \{1, \dots, |V'|\}$, any potential neighbor $c \in \mathfrak{N}_{T_+}(c_j)$ such that $s_{c, c_j} \subseteq d_j$ can be moved to be a neighbor of d_j^+ instead while maintaining the junction tree property (Lines 31–32). In the special case where the node c_j is substituted by d_j^+ , all the neighbors of c_j will simply be neighbors of d_j^+ instead (Line 25).

A.3. Junction-tree collapser (detailed steps)

Below follows some more detailed description of the JTC. The full algorithm is given in Algorithm 6.

Similarly to the JTE, the JTC takes two different forms depending on whether $\{y_{m+1}\}$ is present as a node in T_+ or not. Specifically, if $\{y_{m+1}\} \in V_+$, then $\{y_{m+1}\}$ is removed from T_+ and the resulting forest is reconnected uniformly at random (Lines 2–4 in Algorithm 6).

Otherwise, if $\{y_{m+1}\} \notin V_+$ we denote by $\{d_j^+\}_{j=1}^{|V'_+|}$ the nodes in the subtree T'_+ induced by the nodes containing the vertex y_{m+1} . The aim is now to identify the nodes that can serve as a subtree in Algorithm 5 to produce T_+ . Since each node in the subtree sampled initially in

Input: $T_+ = (V_+, E_+) \in \mathbb{T}_{m+1}$
Output: $T \sim \mathbf{R}_m(T_+, \cdot)$

- 1 let T be a copy of T_+ ;
- 2 **if** $\{y_{m+1}\} \in V_+$ **then**
- 3 remove $\{y_{m+1}\}$ and its incident edges from T ;
- 4 connect T into a tree using Algorithm 1 (Appendix B);
- 5 **else**
- 6 let T'_+ be the subtree of nodes in T_+ containing y_{m+1} ;
- 7 enumerate the nodes in T'_+ by $d_1^+, \dots, d_{|V'_+|}^+$;
- 8 **for** $j \rightarrow 1, \dots, |V'_+|$ **do**
- 9 let $M_j \leftarrow \{c \in \mathfrak{N}_{T_+}(d_j^+) : s_{c, d_j^+} = d_j^+ \setminus \{y_{m+1}\}\}$;
- 10 **if** $M_j = \emptyset$ **then**
- 11 $c_j \leftarrow d_j^+ \setminus \{y_{m+1}\}$;
- 12 **else**
- 13 draw $c_j \sim \text{Unif}(M_j)$;
- 14 let $\mathfrak{N}_{T_+}(d_j^+) \setminus c_j$ be neighbors of c_j in T ;
- 15 remove d_j^+ and its incident links from T ;
- 16 **return** T ;

Algorithm 6: Junction-tree collapser.

Algorithm 5 will give rise to a new node, it is enough to determine, for each $j \in \{1, \dots, |V'|\}$, the node c_j that can be used for producing d_j^+ (reversing Lines 10–19 in Algorithm 5). For each j , we define a set of candidate nodes $M_j = \{c \in V_+ : d_j^+ \cap c = d_j\}$. If $M_j = \emptyset$, we let $c_j = d_j^+ \setminus \{y_{m+1}\}$ (Line 11 in Algorithm 6). Otherwise, c_j is drawn at random from the uniform distribution over M_j (Line 13). In either case, the edges incident to d_j^+ are moved to c_j (Line 14).

A.4. Proofs and lemmas

Lemma 1. *Let T be a tree where each node is a subset of some finite set. Then T satisfies the junction tree property if and only if for any path $c_1 \sim c_\ell = (c_1, \dots, c_\ell)$ in T it holds that*

$$c_1 \cap c_\ell \subset \bigcap_{j=2}^{\ell} s_{c_{j-1}, c_j}.$$

Proof. The statement of the lemma follows by noting that

$$\bigcap_{j=1}^{\ell} c_j = \bigcap_{j=2}^{\ell} (c_{j-1} \cap c_j) = \bigcap_{j=2}^{\ell} s_{c_{j-1}, c_j},$$

which implies that

$$c_1 \cap c_\ell \subset \bigcap_{j=1}^{\ell} c_j \iff c_1 \cap c_\ell \subset \bigcap_{j=2}^{\ell} s_{c_{j-1}, c_j}.$$

□

Proof of Theorem 1. We prove this theorem by taking a generative perspective in the sense that we rely on the sampling procedure of $\mathbf{K}_m(T, \cdot)$ given by Algorithm 5. We also adopt the same notation as in Algorithm 5.

In order to prove (i) we assume that T_+ is generated by Algorithm 5 with input T and show that $T_+ \in \mathbb{T}_{m+1}$ by going through the algorithm in a step-by-step fashion. At Line 1 a subtree T' is drawn. We treat the cases $T' = (\emptyset, \emptyset)$ and $T' \neq (\emptyset, \emptyset)$ separately.

First, assume that $T' = (\emptyset, \emptyset)$. Since the node $\{y_{m+1}\}$ does not intersect any other node in T , it can be connected to an arbitrary node with separator \emptyset without violating the junction tree property (Line 4). In addition, Thomas and Green [21] show that randomising a tree at a given separator preserves the junction tree property (Line 6).

For $T' \neq (\emptyset, \emptyset)$, we first show that T_+ produced on Lines 9–28 is a tree that satisfies the junction tree property. Indeed, T_+ is a tree since the subtrees produced up to Line 25 are all reconnected through the same tree $T_+[\{d_j^+\}_{j=1}^{|V'|}]$ by the operations on Lines 26–28. To ensure the junction tree property of T_+ , consider a general path

$$(a_1, \dots, a_{\ell_1}, c_{r_1}, d_{r_1}^+, \dots, d_{r_{\ell_2}}^+, c_{r_{\ell_2}}, b_1, \dots, b_{\ell_3})$$

passing through T'_+ in T_+ , where $(a_j)_{j=1}^{\ell_1}$ and $(b_j)_{j=1}^{\ell_2}$ are nonempty sequences of nodes which also belong to T .

The fact that $(d_{r_j}^+)_{j=1}^{\ell_2}$ is the $d_{r_1}^+ - d_{r_{\ell_2}}^+$ path in T_+ implies that $(c_{r_j})_{j=1}^{\ell_2}$ is the $c_{r_1} - c_{r_{\ell_2}}$ path in T , since, by construction (Lines 20–22), $(c_j, c_k) \in E'$ if and only if $(d_j^+, d_k^+) \in E_+$. Thus,

$$(a_1, \dots, a_{\ell_1}, c_{r_1}, \dots, c_{r_{\ell_2}}, b_1, \dots, b_{\ell_3})$$

is the a - b path in T . The junction tree property of T ensures that $a \cap b \subset I_{a \sim b}$, where

$$I_{a \sim b} := \left(\bigcap_{j=1}^{\ell_1} a_j \right) \cap \left(\bigcap_{j=1}^{\ell_2} c_{r_j} \right) \cap \left(\bigcap_{j=1}^{\ell_3} b_j \right). \quad (\text{A.1})$$

Now, consider the intersection

$$I_{a \sim b}^+ := \left(\bigcap_{j=1}^{\ell_1} a_j \right) \cap c_{r_1} \cap \left(\bigcap_{j=1}^{\ell_2} d_{r_j}^+ \right) \cap c_{r_{\ell_2}} \cap \left(\bigcap_{j=1}^{\ell_3} b_j \right)$$

of the nodes in $a \sim b$ in T_+ . For $\ell_2 = 1$, it holds that $d_{r_1}^+ = c_{r_1} \cup \{y_{m+1}\}$, corresponding to the case where c_{r_1} is engulfed into $d_{r_1}^+$. For $\ell_2 \geq 2$, the junction tree property in T ensures via Lemma 1 that

$$\bigcap_{j=1}^{\ell_2} d_{r_j}^+ = \bigcap_{j=2}^{\ell_2} s_{d_{r_{j-1}}^+, d_{r_j}^+} = \left(\bigcap_{j=2}^{\ell_2} s_{c_{r_{j-1}}, c_{r_j}} \right) \cup \{y_{m+1}\} = \left(\bigcap_{j=1}^{\ell_2} c_{r_j} \right) \cup \{y_{m+1}\}.$$

It hence holds that $a \cap b \subset I_{a \sim b} \subset I_{a \sim b}^+$.

Now, consider the final version of T_+ obtained after the relocation step on Lines 29–32. Let $c \in n_j$ and let $T_{s_{c_j, c}}$ be the subtree of T_+ induced by the nodes containing the separator $s_{c_j, c}$. In addition to c and c_j , it is clear that d_j^+ is also a node in $T_{s_{c_j, c}}$ since $s_{c_j, c} \subseteq s_{d_j^+, c}$. Now the fact that $s_{c_j, c} \subseteq s_{d_j^+, c}$ also implies that the tree obtained by letting c be a neighbor of d_j^+ instead of c_j also satisfies the junction tree property by Thomas and Green [22].

Finally, (ii) follows directly since the only new vertex added to $g(T)$ in order to get $g(T_+)$ is y_{m+1} and no edges have been removed between the vertices $\{y_j\}_{j=1}^m$. □

Proof of Theorem 2. In this proof we use the property (ii) of \mathbf{R}_m provided by Theorem 3 and proved independently below.

The space containing the trivial junction tree is $\mathbb{T}_1 = \{(\{y_1\}, \emptyset)\}$. We proceed by induction over the number of vertices. For the base case $m = 2$, $\mathbb{T}_2 = \{T_1, T_2\}$, where $T_1 = (\{\{y_1, y_2\}\}, \emptyset)$ is the unique tree constructed from $(\{y_1\}, \emptyset)$ via the subtree $(\{y_1\}, \emptyset)$ and $T_2 = (\{\{y_1\}, \{y_2\}\}, \{(\{y_1\}, \{y_2\})\})$ is the unique tree constructed from $(\{y_1\}, \emptyset)$ via the subtree (\emptyset, \emptyset) .

For $m \geq 3$, assume inductively that $\text{Supp}(\mathbf{K}^{m-1}(\cdot)) = \mathbb{T}_{m-1}$ and let $T \in \mathbb{T}_m$ be an arbitrary junction tree. It suffice to show that there exists a junction tree $T_- \in \mathbb{T}_{m-1}$ such that $\mathbf{K}_{m-1}(T_-, T) > 0$ since then $\mathbf{K}^m(T) \geq \mathbf{K}^{m-1}(T_-)\mathbf{K}_{m-1}(T_-, T) > 0$. But this follows directly by drawing any $T_- \sim \mathbf{R}_{m-1}(T, \cdot)$ since $\text{Supp}(\mathbf{R}_{m-1}(T, \cdot)) \subseteq \text{Supp}(\mathbf{K}_{m-1}(\cdot, T))$ (by (ii) in Theorem 3), meaning that $T \in \text{Supp}(\mathbf{K}_{m-1}(T_-, \cdot))$. Thus, every junction tree in \mathbb{T}_m can be constructed, and we conclude the proof by induction. \square

Proof of Proposition 1. In this proof, we take a generative perspective in the sense that we rely on the sampling procedure given by Algorithm 5 and regard T_+ as an expansion of T . We further adopt the same notation as in Algorithm 5 when possible.

Let $V'_+ = \{d_j^+\}_{j=1}^{|V'_+|}$ be the set of nodes in T_+ containing the vertex y_{m+1} . The induced subgraph $T_+[V'_+]$ will necessarily be a subtree of T_+ (see e.g. Blair and Peyton [2]), which we denote by $T'_+ = (V'_+, E'_+)$. For each $j \in \{1, \dots, |E'_+|\}$, we define a set $M_j = \{c \in V_+ : d_j^+ \cap c = d_j\}$, which we interpret as the candidate nodes in V from which each $d_j^+ = d_j \cup \{y_{m+1}\} \in V_+$ could potentially have emerged. We distinguish between two main situations for $\mathbb{T}(T, T_+)$ depending on $|V'_+|$.

For $|V'_+| = 1$,

- If $|M_1| = 0$, then $c_1 = d_1^+ \setminus \{y_{m+1}\}$ so that $\mathbb{T}(T, T_+) = \{(\{c_1\}, \emptyset)\}$ due to Lines 17–19.
- If $|M_1| = 1$, then clearly $\mathbb{T}(T, T_+) = \{(\{c_1\}, \emptyset)\}$, where $\{c_1\} = M_1$ due to Lines 26–28.
- If $|M_1| \geq 2$, consider the enumeration $M_1 = \{\tilde{c}_j\}_{j=1}^{|M_1|}$. The set $\mathbb{T}(T, T_+)$ is clearly non-empty, thus we can assume that $(\{\tilde{c}_1\}, \emptyset) \in \mathbb{T}(T, T_+)$. Note that, since M_1 consists of more than one element, all nodes in $\{\tilde{c}_j\}_{j=2}^{|M_1|}$ are former neighbors of \tilde{c}_1 by Lines 29–32. Thus, every node in $\{\tilde{c}_j\}_{j=2}^{|M_1|}$ are neighbors of \tilde{c}_1 in T . This implies that for $|M_1| = 2$, the subtree could also be $(\{\tilde{c}_2\}, \emptyset)$ since the \tilde{c}_1 could be moved at Lines 29–32. Thus $\mathbb{T}(T, T_+) = \{(\{\tilde{c}_1\}, \emptyset), (\{\tilde{c}_2\}, \emptyset)\}$. For $|M_1| \geq 3$, $(\{\tilde{c}_1\}, \emptyset)$ is necessarily the unique subtree in $\mathbb{T}(T, T_+)$ since if there would exist another subtree $(\{\tilde{c}_2\}, \emptyset)$, both \tilde{c}_1 and \tilde{c}_2 would have \tilde{c}_3 as neighbor in T , which would form a cycle.

For $|V'_+| \geq 2$, by construction, for each link $(d_j^+, d_k^+) \in E'_+$, where $d_j^+ = d_j \cup \{y_{m+1}\}$ and $d_k^+ = d_k \cup \{y_{m+1}\}$ we can associate a link $(c_j, c_k) \in E$, where $c_j = d_j \cup r_j$ and $c_k = d_k \cup r_k$ are emerging nodes in T and r_j and r_k may be empty sets. Thus we can form the subtree $T' = (V', E')$ which we regard as the subtree in Algorithm 5 (Line 1), where $V' = \{c_j \in V : d_j^+ \in V'_+\}$ and $E' = \{(c_j, c_k) \in E : (d_j^+, d_k^+) \in E'_+\}$. Now, suppose that there exists another subtree $T'' = (V'', E'')$, isomorphic to T' , where $V'' = \{c'_j = d_j \cup r'_j : d_j^+ \in V''_+\}$, $c'_j \neq c_j$ for some j and $E'' = \{(c'_j, c'_k) \in E : (d_j^+, d_k^+) \in E'_+\}$. Enumerate the nodes such that $c'_1 \neq c_1$ and let for simplicity $c'_2 = c_2 \in \mathfrak{N}(c'_1)$. Then, since the neighbors of d_1^+ except for c_1 are neighbors of c_1 in T , the link (c_1, c'_1) would be present in T . Also the link (c_1, c_2) is present in T since T' is a subtree of T . Similarly, since T'' is a subtree of T , the link (c'_1, c_2) would also be present in T . Thus we would have a 3-cycle in T which contradicts the assumption of T being a tree. Thus $\mathbb{T}(T, T_+) = \{T'\}$. \square

Proof of Theorem 3. We prove this theorem by taking a generative perspective in the sense that we rely on the sampling procedures of \mathbf{K}_m and \mathbf{R}_{m+1} given by Algorithm 5 and 6 respectively. We also adopt the same notation as in these algorithms. To show (i) and (ii) we distinguish between the cases $\{y_{m+1}\} \in V_+$ and $\{y_{m+1}\} \notin V_+$. For both cases, we let $T \in \text{Supp}(\mathbf{R}_{m+1}(T_+, \cdot))$. We prove (i) by following the steps in Algorithm 6 with input T_+ . For (ii), we show that T_+ could be obtained by Algorithm 5 with input T .

If $\{y_{m+1}\} \in V_+$, then no other node in T_+ will contain the vertex y_{m+1} which in turn implies that each neighbor in $\mathfrak{N}_{T_+}(\{y_{m+1}\})$ will have \emptyset as associated separator. Removing one node from a tree will always result in a forest possibly containing only one tree. Thus the removal of $\{y_{m+1}\}$ from T on Line 3 will result in a forest. Since $\{y_{m+1}\}$ is not contained in any of the trees in the forest, these will all trivially satisfy the junction tree property and the connection of T into a tree by Line 4 will give a random junction tree for $g(T_+)[\{y_\ell\}_{\ell=1}^m]$, which proves (i) in this case. For the (ii) part, we simply observe that T_+ can be constructed from T by first drawing the empty subtree on Line 1 and then obtaining T_+ at the randomization on Line 6 in Algorithm 5.

Now, assume that $\{y_{m+1}\} \notin V_+$. We proceed by showing (i), i.e. that $T \in \mathbf{T}_m$. We first show that T is a tree. Since for every $j \in \{1, \dots, |V'_+|\}$, all elements in $\mathfrak{N}_{T_+}(d_j^+) \setminus c_j$ are set to be neighbors of c_j in T , for all $j, k \in \{1, \dots, |V'_+|\}$ it follows that

$$(d_j^+, d_k^+) \in E_+ \iff (c_j, c_k) \in E.$$

Hence, since T_+ is a subtree of T_+ , $T' = (V', E')$ is a tree, where $V' = \{c_j\}_{j=1}^{|V'_+|}$ and $E' = \{(c_j, c_k) \in E : (d_j^+, d_k^+) \in E_+\}$. Further, since elements of $\mathfrak{N}_{T_+}(d_j^+) \setminus c_j$ are not mutual neighbors, and parts of distinct subtrees of T , T' is a subtree of T . As a consequence, we may assume that an arbitrary path (of length at least 2) in T is of form

$$(a_1, \dots, a_{\ell_1}, c_{r_1}, \dots, c_{r_{\ell_2}}, b_1, \dots, b_{\ell_3}),$$

where $\ell_1 \geq 0$, $\ell_2 \geq 0$, $\ell_3 \geq 0$ and $\{c_{r_j}\}_{j=1}^{\ell_2} \subseteq V'$. Let a and b be the first and last element in this path, respectively. Let the intersection $I_{a \sim b}$ be defined by (A.1). We must prove that $a \cap b \subset I_{a \sim b}$. We know that in T_+ , the node a_{ℓ_1} was connected to either c_{r_1} (in which case $(c_{r_1}, d_{r_1}^+) \in E_+$) or to $d_{r_1}^+$ and b_1 was connected to either $c_{r_{\ell_2}}$ (in which case $(c_{r_{\ell_2}}, d_{r_{\ell_2}}^+) \in E_+$) or to $d_{r_{\ell_2}}^+$. First, assume that a_{ℓ_1} was connected to $d_{r_1}^+$ and b_1 was connected to $d_{r_{\ell_2}}^+$, then the a - b path in T_+ is of form

$$(a_1, \dots, a_{\ell_1}, d_{r_1}^+, \dots, d_{r_{\ell_2}}^+, b_1, \dots, b_{\ell_3}).$$

Let

$$I_{a \sim b}^+ = \left(\bigcap_{j=1}^{\ell_1} a_j \right) \cap \left(\bigcap_{j=1}^{\ell_2} d_{r_j}^+ \right) \cap \left(\bigcap_{j=1}^{\ell_3} b_j \right)$$

We know that, since T_+ is a junction tree, $a \cap b \subset I_{a \sim b}^+$. Moreover, by Lemma 1 it holds that $\bigcap_{j=1}^{\ell_2} d_{r_j}^+ = \bigcap_{j=1}^{\ell_2} c_{r_j} \cup \{y_{m+1}\}$. But, $y_{m+1} \notin a$ and $y_{m+1} \notin b$, thus $I_{a \sim b} = I_{a \sim b}^+$ so that $a \cap b \subset I_{a \sim b}$. Now, note that $I_{a \sim b}^+ \cap (c_{r_1} \cap c_{r_{\ell_2}}) = I_{a \sim b}^+$, so that adding c_{r_1} and $c_{r_{\ell_2}}$ to the path does not change anything, thus the junction tree property also holds in the case where a_{ℓ_1} was connected to c_{r_1} or b_1 was connected to $c_{r_{\ell_2}}$.

To show (ii) in this case, observe that T can be expanded to T_+ by first drawing the subtree T' on Line 1. Then, by identifying $d_j = d_j^+ \cap c_j$ and $z_j = \bigcup_{c \in \mathfrak{N}_{T_+}^+(d_j^+)} s_{d_j^+, c}$, there is a positive

probability for obtaining $q_j = d_j \setminus z_j$ for $j \in \{1, \dots, |V'|\}$ at Lines 13–15 (Algorithm 5). The neighbors of d_j^+ for the resulting tree can now be set to be identical to that in T_+ by letting $n_j = \mathfrak{N}_{T_+}(d_j^+) \setminus c_j \setminus V'_+$ on Line 31.

To show (iii) we simply observe that the only vertex removed from T_+ compared to T is y_{m+1} so that $g(T_+)[\{y_\ell\}_{\ell=1}^m] = g(T)$. □

Proof of Theorem 7. To reduce some notation we define $A := A(G)$ and $A_+ := A(G_+)$. Consider the partitions of the separator sets $S(G) = A \cup A^c$ and $S(G_+) = A_+ \cup A_+^c$. In order to show that the factorisation holds it is enough to establish that

1. $S(G_+) = A_+ \cup A^c$,
2. $T_s = (T_+)_s$ for $s \in A^c$,

where T and T_+ are arbitrary junction tree representations of the graphs G and G_+ respectively. Note that, showing (1) is equivalent to showing that $A_+^c = A^c$.

First let $s \in A_+^c$. It suffice to show that $s \in S(G)$ since then it follows that $s \in A^c$. But since s is in $S(G_+)$ and was not created by the expansion ($s \notin S^*$), it has to come from G , i.e. $s \in S(G)$. It follows that $A_+^c \subseteq A^c$.

For the other inclusion, let $s \in A^c$. It suffice to show that $s \in S(G_+)$ since then it follows that $s \in A_+^c$. But if $s \in S(G)$ and s is not subset of any separator in $S(G_+)$, it cannot have been removed by the expansion meaning that $s \in S(G_+)$. Thus, $A^c \subseteq A_+^c$. It follows that $A^c = A_+^c$.

To show 2, let $s \in A^c$ and consider the tree T_s spanned by the nodes in T associated with separators which are subsets of s . Assume that the tree $(T_+)_s$, spanned by the nodes in T_+ associated with separators which are subsets of s , is different from T_s . This could only occur in two ways: (i) some new separator s^* that contains s has been created or (ii) some separator containing s has been removed. However, (i) cannot happen since then s^* would be a new separator in S^* that would also contain s which was not true by assumption. Thus, (ii) must hold. But the only way a separator s' of T_s can be removed is if a new separator $s' \cup \{y_{m+1}\}$ also is created. But then $s' \cup \{y_{m+1}\}$ would be a new separator in S^* containing s , leading to a contradiction. This implies that $\nu_G(s) = \nu_{G_+}(s)$. □

Appendix B

Algorithm 1 (Thomas and Green [22]). *Given any particular junction tree representation T , we can choose uniformly at random from the set of equivalent junction trees by applying the following algorithm to the forests $F_s(T)$ defined by the distinct separators s in T . Following the notation in Theorem 4, r_i refers to the size of subtree i .*

1. Label each vertex of the forest $\{i, j\}$ where $1 \leq i \leq q$ and $1 \leq j \leq r_i$, so that the first index indicates the subtree the vertex belongs to and the second reflects some ordering within the subtree. The ordering of the subtrees and of vertices within subtrees are arbitrary.
2. Construct a list v containing $q - 2$ vertices each chosen uniformly at random with replacement from the set of all p vertices.
3. Construct a set w containing q vertices, one chosen uniformly at random from each subtree.

4. Find in w the vertex x with the largest first index that does not appear as a first index of any vertex in v . Because the length of v is 2 less than the size of w , there must always be at least two such vertices.
5. Connect x to y , the vertex at the head of the list v .
6. Remove x from the set w , and delete y from the head of the list v .
7. Repeat from step 4 until v is empty. At this point w contains two vertices. Connect them.

References

- [1] C. Andrieu, A. Doucet, and R. Holenstein. Particle Markov chain Monte Carlo methods. *Journal of the Royal Statistical Society: Series B (Statistical Methodology)*, 72(3):269–342, 2010.
- [2] J. R. Blair and B. Peyton. An introduction to chordal graphs and clique trees. In A. George, J. R. Gilbert, and J. W. Liu, editors, *Graph Theory and Sparse Matrix Computation*, volume 56 of *The IMA Volumes in Mathematics and its Applications*, pages 1–29. Springer New York, 1993.
- [3] O. Cappé, E. Moulines, and T. Rydén. *Inference in hidden Markov models*. Springer New York, 2005.
- [4] N. Chopin and O. Papaspiliopoulos. *An introduction to sequential Monte Carlo methods*. Springer, 2020.
- [5] P. Del Moral. *Feynman-Kac Formulae. Genealogical and Interacting Particle Systems with Applications*. 2004.
- [6] P. Del Moral and A. Guionnet. On the stability of interacting processes with applications to filtering and genetic algorithms. *Annales de l’Institut Henri Poincaré*, 37:155–194, 2001.
- [7] P. Del Moral, A. Doucet, and A. Jasra. Sequential Monte Carlo samplers. *Journal of the Royal Statistical Society. Series B (Statistical Methodology)*, 68(3):411–436, 2006.
- [8] M. Elmasri. On decomposable random graphs. *ArXiv e-prints*, 2017.
- [9] M. Elmasri. Sub-clustering in decomposable graphs and size-varying junction trees. *ArXiv e-prints*, 2017.
- [10] D. Eppstein. Graph-theoretic solutions to computational geometry problems. In *International Workshop on Graph-Theoretic Concepts in Computer Science*, pages 1–16. Springer, 2009.
- [11] M. Frydenberg and S. L. Lauritzen. Decomposition of maximum likelihood in mixed graphical interaction models. *Biometrika*, 76(3):539–555, 1989.
- [12] P. Giudici and P. J. Green. Decomposable graphical Gaussian model determination. *Biometrika*, 86(4):785–801, 1999.
- [13] N. J. Gordon, D. J. Salmond, and A. F. Smith. Novel approach to nonlinear/non-Gaussian Bayesian state estimation. In *IEE Proceedings F (Radar and Signal Processing)*, volume 140, pages 107–113. IET, 1993.
- [14] P. J. Green and A. Thomas. Sampling decomposable graphs using a Markov chain on junction trees. *Biometrika*, 100(1):91–110, 2013.
- [15] J. Kawahara, T. Saitoh, H. Suzuki, and R. Yoshinaka. Enumerating all subgraphs without forbidden induced subgraphs via multivalued decision diagrams. *arXiv preprint arXiv:1804.03822*, 2018.
- [16] S. L. Lauritzen. *Graphical Models*. Oxford University Press, 1996.

- [17] L. Markenzon, O. Vernet, and L. Araujo. Two methods for the generation of chordal graphs. *Annals of Operations Research*, 157(1):47–60, 2008.
- [18] J. Moon. Enumerating labelled trees. *Graph Theory and Theoretical Physics*, 261271, 1967.
- [19] J. Olsson, T. Pavlenko, and F. L. Rios. Bayesian learning of weakly structural Markov graph laws using sequential Monte Carlo methods. *Electron. J. Statist.*, 13(2):2865–2897, 2019.
- [20] J. Pearl. *Probabilistic Reasoning in Intelligent Systems: Networks of Plausible Inference*. Representation and Reasoning Series. Morgan Kaufmann, 1997.
- [21] A. Thomas and P. J. Green. Enumerating the decomposable neighbours of a decomposable graph under a simple perturbation scheme. *Computational statistics & data analysis*, 53(4):1232–1238, 02 2009.
- [22] A. Thomas and P. J. Green. Enumerating the junction trees of a decomposable graph. *Journal of Computational and Graphical Statistics*, 18(4):930–940, 2009.
- [23] N. C. Wormald. Counting labelled chordal graphs. *Graphs and Combinatorics*, 1(1):193–200, 1985.

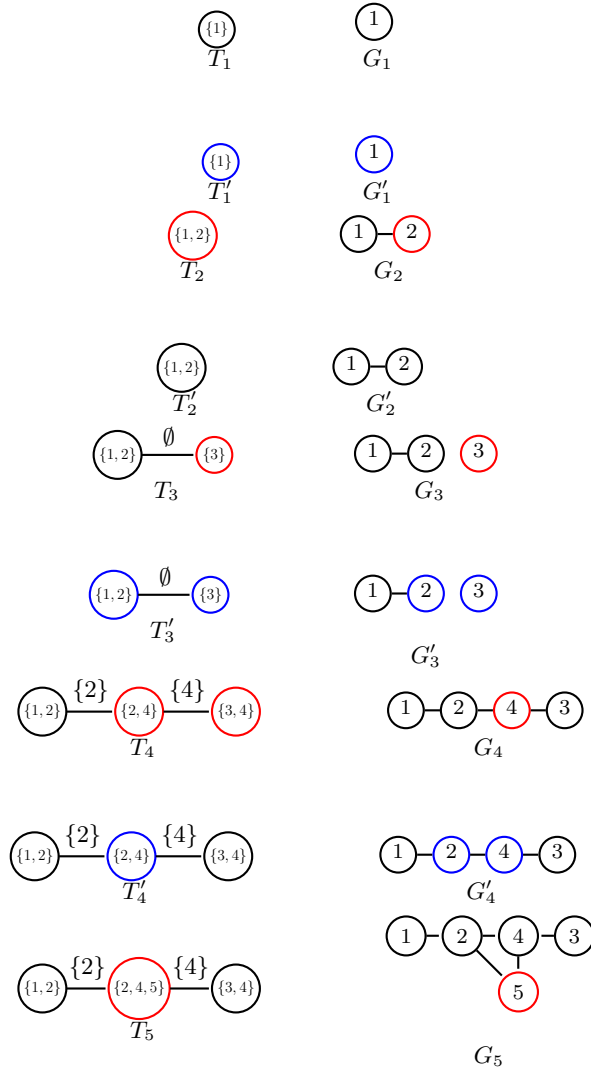


Fig 4: Example of a recursive application of the JTE with parameters $\alpha = 0.3$ and $\beta = 0.9$.

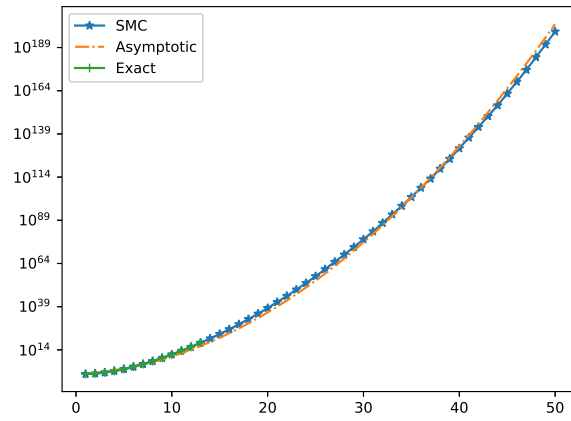


Fig 5: The number of decomposable graphs as a function of the number of vertices.

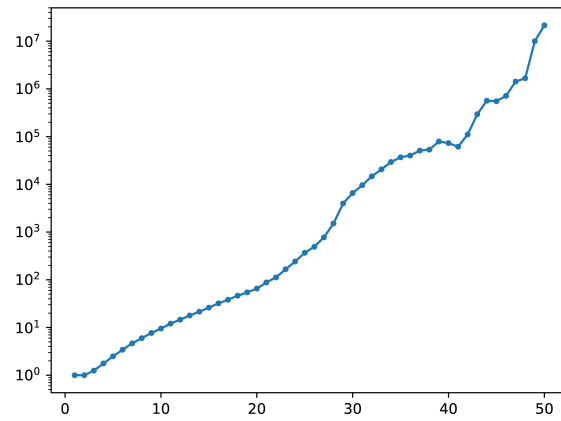


Fig 6: Estimates of the expected number of junction trees per decomposable graph.