

Finding many Collisions via Reusable Quantum Walks

Application to Lattice Sieving

Xavier Bonnetain¹, André Chailloux², André Schrottenloher³, and Yixin Shen⁴

¹ Université de Lorraine, CNRS, Inria, Nancy, France

² Inria, Paris, France

³ Cryptology Group, CWI, Amsterdam, The Netherlands

⁴ Royal Holloway, University of London

Abstract. Given a random function f with domain $[2^n]$ and codomain $[2^m]$, with $m \geq n$, a collision of f is a pair of distinct inputs with the same image. Collision finding is an ubiquitous problem in cryptanalysis, and it has been well studied using both classical and quantum algorithms. Indeed, the quantum query complexity of the problem is well known to be $\Theta(2^{m/3})$, and matching algorithms are known for any value of m .

The situation becomes different when one is looking for *multiple* collision pairs. Here, for 2^k collisions, a query lower bound of $\Theta(2^{(2k+m)/3})$ was shown by Liu and Zhandry (EUROCRYPT 2019). A matching algorithm is known, but only for relatively small values of m , when many collisions exist. In this paper, we improve the algorithms for this problem and, in particular, extend the range of admissible parameters where the lower bound is met.

Our new method relies on a *chained quantum walk* algorithm, which might be of independent interest. It allows to extract multiple solutions of an MNRS-style quantum walk, without having to recompute it entirely: after finding and outputting a solution, the current state is reused as the initial state of another walk.

As an application, we improve the quantum sieving algorithms for the shortest vector problem (SVP), with a complexity of $2^{0.2563d+o(d)}$ instead of the previous $2^{0.2570d+o(d)}$.

Keywords: Quantum algorithms, quantum walks, collision search, element distinctness, lattice sieving

1 Introduction

Quantum walks are a powerful algorithmic tool which has been used to provide state-of-the-art algorithms for various important problems in post-quantum cryptography, such as the shortest vector problem (SVP) via lattice sieving [8], the subset sum problem [4], information set decoding [19], etc.

These applications are all established under a particular quantum walk framework called the MNRS framework [22], and the quantum walks look for marked

nodes in a so-called Johnson graph [19] (or a product of Johnson graphs). When walking on this particular graph, the MNRS framework is somewhat rigid. First, it requires to setup the uniform superposition of all nodes along with their attached data structure, then it applies multiple times reflection operators which move this quantum state close to the uniform superposition of all marked nodes.

Due to this rigidity, previously, the best way to find k different marked nodes was to run the whole quantum walk (including the setup) k times. In [8] the authors noticed that with a better algorithm for finding *multiple* close lattice vectors, instead of one with a single walk, we would improve the total quantum time complexity of their algorithm for solving the SVP.

A natural observation which guides us throughout this paper is that in certain cases, after obtaining the uniform superposition of all marked nodes via the MNRS quantum walk, it is possible to retrieve part of the solution from the data structure and start another MNRS quantum walk using the remaining part of the quantum state as the new starting state. By doing so, we avoid repeating the setup cost for each new quantum walk, and we now benefit from a trade-off.

In particular, using this observation, we tackle the following problem:

Problem 1 (Multiple collision search). Let $f : \{0, 1\}^n \rightarrow \{0, 1\}^m$, $n \leq m \leq 2n$ be a random function. Let $k \leq 2n - m$. Find 2^k collision pairs, that is, pairs of distinct x, y such that $f(x) = f(y)$.

The constraints on the input and output domain are such that a significant ($\Theta(2^{2n-m})$) number of collisions pairs exist in the random case. This problem has several applications both in asymmetric and symmetric cryptography. For example, the subproblem in lattice sieving of finding multiple close vectors to a target vector mentioned before can be seen as a special case. The limited-birthday problem, which appears in symmetric cryptanalysis (e.g., impossible differential attacks [5] and rebound distinguishers [14]) is another example.

Lower Bounds. While quantum query lower bounds for the collision problem (with a single solution) had been known for a longer time, Liu and Zhandry proved more recently in [21] a query lower bound in $\Omega(2^{2k/3+m/3})$ to find 2^k solutions, which holds for all values of $m \geq n$.

For relatively small values of k and m (actually, $k \leq 3n - 2m$, as we explain in Section 6), the BHT collision search algorithm [7], allows to reach this bound. Besides this algorithm, Ambainis' algorithm [2] uses a quantum walk to find one collision in time $\tilde{O}(2^{m/3})$. However, no matching algorithm was known for other values, and in particular, for finding more than 1 collision with m bigger than $1.5n$.

Contributions Our main contribution in this paper is a *chained quantum walk* algorithm to solve the multiple collision search problem. We formalize the intuitive idea that the output state of a quantum walk can be *reused*, to some extent, as the starting state of another. Our algorithm runs in $\tilde{O}\left(2^{\frac{2}{3}k + \frac{m}{3}}\right)$ time

and space, in the qRAM model, for any admissible values of k, n, m such that $k \leq \frac{m}{4}$. By combining it with the BHT approach, we can now meet the lower bound over all values of k, n, m , except a range of (k, m) contained in $[\frac{n}{3}, n] \times [n, 1.6n]$. Nevertheless, our approach also improves the known complexities in this range.

Theorem (Section 4). Let $f : \{0, 1\}^n \rightarrow \{0, 1\}^m$, $n \leq m \leq 2n$ be a random function. Let $k \leq \min(2n - m, m/4)$. There exists a quantum algorithm making $\mathcal{O}(2^{2k/3+m/3})$ quantum queries to f and running in time $\tilde{\mathcal{O}}(2^{2k/3+m/3})$, that outputs 2^k collision pairs of f .

Using this result, we improve the state-of-the-art time complexity of quantum sieving to solve the SVP in [8] from $2^{0.2570d+o(d)}$ to $2^{0.2563d+o(d)}$. We also provide time-memory tradeoffs that are conjectured to be tight [13]:

Theorem 6 (Section 4). Let $f : \{0, 1\}^n \rightarrow \{0, 1\}^m$, $n \leq m \leq 2n$ be a random function. For all $k \leq \ell \leq \max(2n - m, m/2)$, there exists an algorithm that computes 2^k collisions using $\tilde{\mathcal{O}}(2^\ell)$ qubits and $\tilde{\mathcal{O}}(2^{k+m/2-\ell/2})$ quantum gates and quantum queries to f .

Organization In Section 2 we provide several technical preliminaries on quantum algorithms, especially Grover’s algorithm. Indeed, an MNRS quantum walk actually emulates a quantum search, and these results are helpful in analyzing the behavior of such a walk. In Section 3, we give important details on the MNRS framework, and in particular, the *vertex-coin encoding*, which is a subtlety often omitted from depictions of the framework in the previous literature. In Section 4 we detail our algorithm assuming a suitable quantum data structure is given, and in Section 5 we detail the *quantum radix trees*. While there were already proposed in [18], we give new (or previously omitted) details relative to the radix tree operations, memory allocation, and how we can efficiently and robustly extract collisions from it. We give a general summary of the multiple collision search problem in Section 6 and our applications in Section 7.

2 Preliminaries

In this section, we give some preliminaries on collision search, quantum algorithms and Grover search, which are important for the analysis of quantum walks and their data structures.

Collision Search

In this paper, we study the problem of *collision search* in random functions.

Problem 2. Let $f : \{0, 1\}^n \rightarrow \{0, 1\}^m$ ($n \leq m$) be a random function. Find a collision of f , that is, a pair (x, y) , $x \neq y$ such that $f(x) = f(y)$.

The case $m < n$ can be solved by the same algorithms as the case $m = n$ by reducing f to a subset of its domain. This is why in the following, we focus only on $m \geq n$. The average number of collisions is $\mathcal{O}(2^{2n-m})$. When $m \geq 2n$, we can assume that exactly one collision exists, or none. Distinguishing between these two cases is the problem of *element distinctness*, which is solved by searching for the collision. Regardless of m , the collision problem can be solved in:

- $\Theta(2^{m/2})$ classical time (and queries to f). When $m = n$, the problem is the easiest, as it requires only $\mathcal{O}(2^{n/2})$ time and $\text{poly}(n)$ memory using Pollard's rho method. When $m = 2n$, the problem is harder since the best algorithm also uses $\Theta(2^n)$ memory.
- $\Theta(2^{m/3})$ quantum time (and quantum queries to f). A first algorithm was given by Brassard, Høyer and Tapp to reach this for $m = n$ [7], then the lower bound was proven to be $\Omega(2^{m/3})$ [1], and afterwards, Ambainis solved the *element distinctness* problem (the case $m = 2n$) by a quantum walk algorithm [2] which can be adapted for any value of m .

In our case, we want to solve the problem of *multiple collision search*: as there will be expectedly many collisions in the outputs of f , we want to find a significant (exponential in n) number of them.

Problem 3. Let $f : \{0, 1\}^n \rightarrow \{0, 1\}^m$, $n \leq m \leq 2n$, $k \leq 2n - m$. Find 2^k collisions of f .

Here the state of the art differ classically and quantumly:

- Classically, it is well known that the problem can be solved for any m and k in $\Theta(2^{(k+m)/2})$ queries (as long as 2^k does not exceed the average number of collisions of f).
- Quantumly, Liu and Zhandry [21] gave a query lower bound $\Omega(2^{2k/3+m/3})$. However, a matching algorithm is only known for small m . For example, this lower bound is matched for $m = n$ by adapting the BHT algorithm [21,15].

On the Memory Complexity. For $m = n$, the best known classical algorithm for multiple collision-finding is the parallel collision search (PCS) algorithm by van Oorschot and Wiener [24]. It generalizes Pollard's rho method which finds a single collision in $\mathcal{O}(2^{n/2})$ time and $\text{poly}(n)$ memory. Dinur [11] showed that in this regime, the time-space trade-off of the PCS algorithm is optimal. Using a restricted model of computation, it can also be shown optimal for larger values of m .

Quantumly, a time-space lower bound of $T^3S \geq \Omega(2^{3k+m})$ has been shown [13]. However, the authors conjecture this bound can be improved to $T^2S \geq \Omega(2^{2k+m})$. All known quantum algorithms for collisions, including our new algorithms, match this conjectured lower bound.

Quantum Algorithms

We refer to [23] for an introduction to quantum computation. We write our quantum algorithms in the standard *quantum circuit model*. By default, we use the (universal) Clifford+T gate set, although our complexity analysis remains asymptotic, and we do not detail our algorithms at the gate level.

Memory Models. Many memory-intensive quantum algorithms require some kind of *quantum random-access model* (qRAM), which can be stronger than the standard quantum circuit model. One can encounter two types of qRAM:

- Classical memory with quantum random access (QRACM): a classical memory of size M can be addressed *in quantum superposition* in $\text{polylog}(M)$ operations.
- Quantum memory with quantum random access (QRAQM): M qubits can be addressed *in quantum superposition* in $\text{polylog}(M)$ operations.

The QRAQM model is required by most quantum walk based algorithms for cryptographic problems, e.g., subset-sum [3,4], information set decoding [19] and the most recent quantum algorithm for lattice sieving [8]. Previous papers considered that it required only to augment the set of gates available in a quantum circuit with the following “qRAM read” gate, which accesses in superposition an array of M memory cells (e.g., individual bits):

$$|y_1, \dots, y_M\rangle |x\rangle |i\rangle \xrightarrow{\text{qRAMR}} |y_1, \dots, y_M\rangle |x \oplus y_i\rangle |i\rangle . \quad (1)$$

Thus, the term “QRAQM model” was deemed equivalent to “counting the complexity in Clifford+T+qRAM gates” instead of just Clifford+T gates. Note that the qRAMR gate is indeed a unitary, and it can be simulated with Clifford+T gates, at the expense of a complexity linear in the number of addressed qubits.

qRAM write. The qRAMR gate, as its name indicates, allows only to *read* in superposition. But in most previous algorithms that required the QRAQM model, including the quantum walk algorithms that we are interested in, and those that we introduce in this paper, we actually need a second qRAM gate that we name the “qRAM write”⁵:

$$|y_1, \dots, y_M\rangle |x\rangle |i\rangle \xrightarrow{\text{qRAMW}} |y_1, \dots, y_i \oplus x, \dots, y_M\rangle |x\rangle |i\rangle . \quad (2)$$

This operation is required to efficiently maintain quantum data structures such as the *quantum radix trees* from the literature (see Section 5). Indeed, when working on these data structures, it is required to update in polynomial time the data at a position which can be in superposition (e.g., adding a new node to the radix tree). In the following, we count the complexity of our algorithms asymptotically on the “Clifford + T + qRAMR + qRAMW” gate set, so we assume that both the qRAMR and qRAMW have unit cost, as would be required by previous works.

⁵ The qRAMW is actually the qRAMR gate composed with a Hadamard transform.

Collision Finding without qRAM. To date, the best quantum algorithms for collision finding, and the ones that reach the query lower bound, require the qRAM model: the BHT algorithm [7] uses QRACM and Ambainis' quantum walk uses QRAQM [2] to define time-efficient quantum data structures. Initially Ambainis used a *skip list*. We will focus on the more recent *quantum radix tree*, but the QRAQM requirement remains the same.

To some extent, it is possible to get rid of qRAM. For $m = n$, the complexity rises from $\mathcal{O}(2^{m/3})$ to $\mathcal{O}(2^{2m/5})$ [9]. For $m = 2n$, the complexity rises to $\mathcal{O}(2^{3m/7})$ [17]. These algorithms can also be adapted for multiple collision finding, where they will outperform the classical ones for some parameter ranges (but not all).

Grover's Algorithm

In this section, we recall Grover's quantum search algorithm [12] and give a few necessary results for the rest of our analysis. Indeed, as shown in [22], an MNRS quantum walk actually emulates a quantum search, up to some error. If we manage to put this error aside, the analysis of the walk follows from the following lemmas.

Original Quantum Search. In the original setting of Grover's search, we have a function $g : \{0, 1\}^n \rightarrow \{0, 1\}$ and the goal is to find x st. $g(x) = 1$ using queries to g . In the quantum setting, we have access to the unitary $O_g : |x\rangle |b\rangle \rightarrow |x\rangle |b \oplus g(x)\rangle$, which is an efficient quantum unitary if g is efficiently computable. In particular we can compute $|\psi_U\rangle = \frac{1}{\sqrt{2^n}} \sum_{x \in \{0, 1\}^n} |x\rangle |g(x)\rangle$ with a single call to O_g . Let $\varepsilon = \frac{|\{x: g(x)=1\}|}{2^n}$. We also define the normalized states

$$|\psi_B\rangle = \frac{1}{\sqrt{(1-\varepsilon)2^n}} \sum_{x:g(x)=0} |x\rangle |g(x)\rangle, \quad |\psi_G\rangle = \frac{1}{\sqrt{\varepsilon 2^n}} \sum_{x:g(x)=1} |x\rangle |g(x)\rangle$$

and $|\psi_U\rangle = \sqrt{1-\varepsilon} |\psi_B\rangle + \sqrt{\varepsilon} |\psi_G\rangle$. Let $\mathcal{H} = \text{span}(\{|\psi_B\rangle, |\psi_G\rangle\})$. Let Rot_θ be the θ -rotation unitary in \mathcal{H} :

$$\text{Rot}_\theta(\cos(\alpha) |\psi_B\rangle + \sin(\alpha) |\psi_G\rangle) = \cos(\alpha + \theta) |\psi_B\rangle + \sin(\alpha + \theta) |\psi_G\rangle .$$

For a fixed ε , let $\alpha = \arcsin(\sqrt{\varepsilon})$ so that

$$|\phi_U\rangle = \sqrt{1-\varepsilon} |\psi_B\rangle + \sqrt{\varepsilon} |\psi_G\rangle = \cos(\alpha) |\psi_B\rangle + \sin(\alpha) |\psi_G\rangle ,$$

For a state $|\psi\rangle \in \mathcal{H}$, let $\text{Ref}_{|\psi\rangle}$ be the reflection over $|\psi\rangle$ in \mathcal{H} :

$$\text{Ref}_{|\psi\rangle} |\psi\rangle = |\psi\rangle \quad \text{and} \quad \text{Ref}_{|\psi\rangle} |\psi^\perp\rangle = -|\psi^\perp\rangle$$

where $|\psi^\perp\rangle$ is any state in \mathcal{H} orthogonal to $|\psi\rangle$ ⁶ We have

$$\text{Ref}_{|\psi_U\rangle} \text{Ref}_{|\psi_B\rangle} = \text{Rot}_{2\alpha} .$$

⁶ For a fixed $|\psi\rangle$, $|\psi^\perp\rangle$ is actually unique up to a global phase.

Assume that we have access to a *checking oracle* O_{check} which performs:

$$\begin{cases} O_{\text{check}} |\psi_B\rangle |0\rangle &= |\psi_B\rangle |0\rangle \\ O_{\text{check}} |\psi_G\rangle |0\rangle &= |\psi_G\rangle |1\rangle \end{cases}$$

In the standard setting described above, this is just copying the last register. Starting from an “initial state” $|\psi_U\rangle$, we apply repeatedly an iterate consisting of a reflection over $|\psi_U\rangle$, and a reflection over $|\psi_B\rangle$. This progressively transforms the current state into the “good state” $|\psi_G\rangle$. Typically $\text{Ref}_{|\psi_U\rangle}$ is constructed from a circuit that computes $|\psi_U\rangle$ and $\text{Ref}_{|\psi_B\rangle}$ is implemented using the checking oracle above: in that case, we are actually performing an *amplitude amplification* [6].

Proposition (Grover’s algorithm, known α). *Consider the following algorithm, with $\alpha \leq \pi/4$:*

1. Start from $|\psi_U\rangle$.
2. Apply $\text{Rot}_{2\alpha} = \text{Ref}_{|\psi_U\rangle} \text{Ref}_{|\psi_B\rangle}$ N times on $|\psi_U\rangle$ with $N = \lfloor \frac{\pi/2 - \alpha}{2\alpha} \rfloor$.
3. Apply O_{check} and measure the last qubit.

This procedure measures 1 wp. at least $1 - 4\alpha^2$ and the resulting state is $|\psi_G\rangle$.

Proof. Let us define $\gamma = \alpha + 2N\alpha$. We have

$$(\text{Rot}_{2\alpha})^n |\psi_U\rangle = \cos(\alpha + 2N\alpha) |\psi_B\rangle + \sin(\alpha + 2N\alpha) |\psi_G\rangle = \cos(\gamma) |\psi_B\rangle + \sin(\gamma) |\psi_G\rangle.$$

Notice that we chose N st. $\gamma \leq \frac{\pi}{2} < \gamma + 2\alpha$ so $\frac{\pi}{2} - \gamma \in [0, 2\alpha)$. After applying the checking oracle, we obtain the state

$$\cos(\gamma) |\psi_B\rangle |0\rangle + \sin(\gamma) |\psi_G\rangle |1\rangle.$$

Measuring the last qubit gives outcome 1 with probability $\sin^2(\gamma)$ and the resulting state in the first register is $|\psi_G\rangle$. In order to conclude, we compute

$$\sin^2(\gamma) = \cos^2(\pi/2 - \gamma) \geq \cos^2(2\alpha) \geq 1 - 4\alpha^2. \quad \square$$

In our algorithms, we will start not from the uniform superposition $|\psi_U\rangle$, but from the *bad subspace* $|\psi_B\rangle$. We show that this makes little difference.

Proposition (Starting from $|\psi_B\rangle$, known α). *Consider the following algorithm, with $\alpha \leq \pi/4$:*

1. Start from $|\psi_B\rangle$.
2. Apply $\text{Rot}_{2\alpha} = \text{Ref}_{|\psi_U\rangle} \text{Ref}_{|\psi_B\rangle}$ N' times on $|\psi_B\rangle$ with $N' = \lfloor \frac{\pi/2}{2\alpha} \rfloor$.
3. Apply the checking oracle and measure the last qubit.

This procedure measures 1 wp. at least $1 - 4\alpha^2$ and the resulting state is $|\psi_G\rangle$.

Proof. The proof is essentially the same as the previous one. Let $\gamma' = 2N'\alpha$. We have

$$(Rot_{2\alpha})^{N'} |\psi_B\rangle = \cos(2N'\alpha) |\psi_B\rangle + \sin(2N'\alpha) |\psi_G\rangle = \cos(\gamma') |\psi_B\rangle + \sin(\gamma') |\psi_G\rangle.$$

Notice that we chose N' st. $\gamma' \leq \frac{\pi}{2} < \gamma' + 2\alpha$ so $\frac{\pi}{2} - \gamma' \in [0, 2\alpha)$. After applying the checking oracle, we obtain the state

$$\cos(\gamma') |\psi_B\rangle |0\rangle + \sin(\gamma') |\psi_G\rangle |1\rangle.$$

Measuring the last qubit gives 1 wp. $\sin^2(\gamma')$ and the resulting state in the first register is $|\phi_G\rangle$. In order to conclude, we compute

$$\sin^2(\gamma') = \cos^2(\pi/2 - \gamma') \geq \cos^2(2\alpha) \geq 1 - 4\alpha^2. \quad \square$$

After applying the check and measuring, if we don't succeed, we obtain the state $|\psi_B\rangle$ again. So we can run the quantum search again.

In Grover's algorithm, we have a procedure to construct $|\psi_U\rangle$ and we use this procedure to initialize the algorithm and to perform the operation $\text{Ref}_{|\psi_U\rangle}$. A quantum walk will have the same general structure as Grover's algorithm, but we will manipulate very large states $|\psi_U\rangle$. Though $|\psi_U\rangle$ is long to construct (the *setup* operation), performing $\text{Ref}_{|\psi_U\rangle}$ will be less costly.

In the MNRS framework, $|\psi_U\rangle$ is chosen as the unique eigenvector of eigenvalue 1 of an operator related to a random walk in a graph. To perform $\text{Ref}_{|\psi_U\rangle}$ efficiently, we use phase estimation on this operator.

3 Quantum Walks for Collision Finding

In this section, we present MNRS quantum walks, which underlie most cryptographic applications of quantum walks to date, and give important details on their actual implementation using a *vertex-coin encoding*.

Definition and Example

We consider a regular, undirected graph $G = (V, E)$, which in cryptographic applications (e.g., collision search), is usually a Johnson graph (as in this paper) or a product of Johnson graphs (a case detailed e.g. in [19]).

Definition (Johnson graph). *The Johnson graph $J(N, R)$ is a regular, undirected graph whose vertices are the subsets of $[N]$ containing R elements, with an edge between two vertices v and v' iff $|v \cap v'| = R - 1$. In other words, v is adjacent to v' if v' can be obtained from v by removing an element and adding an element from $[N] \setminus v$ in its place.*

In collision search, a vertex in the graph specifies a set of R inputs to the function f under study, where its domain $\{0, 1\}^n$ is identified with $[2^n]$. Let $M \subseteq V$ be a set of *marked* vertices, e.g., all the subsets $R \subseteq \{0, 1\}^n$ which

Algorithm : Classical random walk on G

Setup an arbitrary vertex $x \in V$
repeat
 repeat
 | **Update**: move to a random adjacent vertex
 until the current vertex is uniformly random
 Check if the current vertex is marked
until the current vertex is marked

contain a collision of $f: \exists x, y \in R, x \neq y, f(x) = f(y)$. A classical *random walk* on G finds a marked vertex using Algorithm 1.

The quantum walk is analogous to this process. Let $\varepsilon = \frac{|M|}{|V|}$ be the proportion of marked vertices and δ be the spectral gap of G . Starting from any vertex, after $\mathcal{O}(\frac{1}{\delta})$ updates, we sample a vertex of the graph uniformly at random. For a Johnson graph $J(N, R)$, $\delta = \frac{N}{R(N-R)} \simeq \frac{1}{R}$. Let S be the time to **Setup**, U the time to **Update**, C the time to **Check** a given vertex. Then Algorithm 1 finds a marked vertex in time: $\mathcal{O}(S + \frac{1}{\varepsilon}(\frac{1}{\delta}U + C))$. Magniez *et al.* [22] show how to translate this generically in the quantum setting, provided that quantum analogs of the **Setup**, **Update** and **Check** can be implemented.

Theorem (From [22]) . Assume that quantum algorithms for **Setup**, **Update** and **Check** are given. Then there exists a quantum algorithm that finds a marked vertex in time: $\tilde{\mathcal{O}}(S + \frac{1}{\sqrt{\varepsilon}}(\frac{1}{\sqrt{\delta}}U + C))$ instead of $\mathcal{O}(\frac{1}{\sqrt{\varepsilon}}(S + C))$ with a naive search.

Using this framework generically, we can recover the complexity of Ambainis' algorithm for collision search: $\tilde{\mathcal{O}}(2^{m/3})$ for any codomain bit-size m . We use the Johnson graph $J(2^n, 2^{m/3})$. Its spectral gap is approximately $2^{-m/3}$. A vertex is marked if and only if it contains a collision, so the probability of being marked is approximately $2^{2m/3-m} = 2^{-m/3}$. Using a quantum data structure for unordered sets, we can implement the Setup operation in time $\tilde{\mathcal{O}}(2^{m/3})$, the Update and the Check in $\text{poly}(n)$. The formula of Theorem 1 gives the complexity $\tilde{\mathcal{O}}(2^{m/3})$.

Details of the MNRS Framework

In the d -regular graph $G = (V, E)$, for each $x \in V$, let N_x be the set of neighbors of x , of size d . In the case $G = J(N, R)$, we have $d = R(N - R)$. For a vertex x , let $|x\rangle$ be an arbitrary encoding of x as a quantum state, let $D(x)$ be a *data structure* associated to x , and let $|\hat{x}\rangle = |x\rangle |D(x)\rangle$.

Remark 1. The encoding of x is commonly thought of as the set itself, and the data structure as the images of the set by f . But whenever we look at quantum walks from the perspective of time complexity (and not query complexity), an efficient quantum data structure is already required for x itself, i.e., an unordered

set data structure in the case of a Johnson graph, and one cannot really separate x from $D(x)$. This is why we will favor the notation $|\widehat{x}\rangle$.

For a vertex x , let $|p_x\rangle$ be the uniform superposition over its neighbors: $|p_x\rangle = \frac{1}{\sqrt{d}} \sum_{y \in N_x} |y\rangle$, and: $|\widehat{p}_x\rangle = \frac{1}{\sqrt{d}} \sum_{y \in N_x} |\widehat{y}\rangle$. From now on, we consider a walk on *edges* rather than vertices in the graph, and introduce:

$$\begin{cases} |\psi_U\rangle = \frac{1}{\sqrt{|V|}} \sum_{x \in V} |\widehat{x}\rangle |p_x\rangle & \text{the superposition of vertices (and neighbors)} \\ |\psi_M\rangle = \frac{1}{\sqrt{|M|}} \sum_{x \in M} |\widehat{x}\rangle |p_x\rangle & \text{the superposition of marked vertices} \\ A = \text{span}\{|\widehat{x}\rangle |p_x\rangle\}_{x \in V} \\ B = \text{span}\{|\widehat{p}_y\rangle |y\rangle\}_{y \in V} \end{cases}$$

Let Ref_A and Ref_B be respectively the reflection over the space A and the space B . The core of the MNRS framework is to use these operations to emulate a reflection over $|\psi_U\rangle$. By alternating such reflections with reflections over $|\psi_M\rangle$ (using the checking procedure), the quantum walk behaves exactly as a quantum search, and the analysis of Section 2.3 applies.

Proposition (From [14]) *Let $W = \text{Ref}_B \text{Ref}_A$. We have $\langle \psi_U | W | \psi_U \rangle = 1$. For any other eigenvector $|\psi\rangle$ of W , we have $\langle \psi | W | \psi \rangle = e^{i\theta}$ with $\theta \in [2\sqrt{\delta}, \pi/2]$.*

To reflect over $|\psi_U\rangle$, we perform a *phase estimation* of the unitary W , which allows to separate the part with eigenvalue 1, from the part with eigenvalue $e^{i\theta}$ with $\theta \in [2\sqrt{\delta}, \pi/2]$. The phase estimation circuit needs to call W a total of $\mathcal{O}\left(\frac{1}{\sqrt{\delta}}\right)$ times to estimate θ up to sufficient precision. It has some error, which can be made insignificant with a polynomial increase in complexity; thus in the following, we will consider the reflection Ref_U to be exact.

To construct W , we need to implement Ref_A and Ref_B . We first remark that:

$$\text{Ref}_B = \text{SWUP} \circ \text{Ref}_A \circ \text{SWUP} \quad , \quad (3)$$

where $\text{SWUP} |\widehat{x}\rangle |y\rangle = |\widehat{y}\rangle |x\rangle$. This SWUP (Swap-Update) operation can furthermore be decomposed into an update of the database (UP_D) followed by a register swap:

$$|\widehat{x}\rangle |y\rangle = |x\rangle |D(x)\rangle |y\rangle \xrightarrow{\text{UP}_D} |x\rangle |D(y)\rangle |y\rangle \xrightarrow{\text{Swap}} |y\rangle |D(y)\rangle |x\rangle = |\widehat{y}\rangle |x\rangle \quad , \quad (4)$$

so $\text{SWUP} = \text{Swap} \circ \text{UP}_D$.

We would then implement Ref_A using an update unitary that, from a vertex x , constructs the uniform superposition of neighbors. However this would require us to write $\log_2(|V|)$ data, and in practice, $|V|$ is doubly exponential (the vertex is represented by an exponential number of bits). Thankfully, in d -regular graphs, and in particular in Johnson graphs, we can avoid this loophole by making the encoding of edges more compact. Instead of storing a pair of vertices (x, y) , which will eventually result in having to rewrite entire vertices, we can store a single vertex and a *direction*, or *coin*.

Vertex coin Encoding

The encoding is a reversible operation: $O_{\text{Enc}} |\hat{x}\rangle |y\rangle = |\hat{x}\rangle |c_{x \rightarrow y}\rangle$, which compresses an edge (x, y) by replacing y by a much smaller register of size $\lceil \log_2(d) \rceil$. Note that we only need the *existence* of such a circuit. We never use it during the algorithms; all operations are directly performed using the compact encoding.

Let $|\psi_{\text{Unif}}^{\text{coin}}\rangle = \frac{1}{\sqrt{d}} \sum_c |c\rangle$ be the uniform superposition of coins. In the vertex-coin encoding, Ref_A corresponds to $I \otimes \text{Ref}_{|\psi_{\text{Unif}}^{\text{coin}}\rangle}$:

$$\text{Ref}_A = O_{\text{Enc}}^{-1} \circ \left(I \otimes \text{Ref}_{|\psi_{\text{Unif}}^{\text{coin}}\rangle} \right) \circ O_{\text{Enc}}.$$

Now, for the SWUP operation, we have to decompose again UP'_D and Swap in the encoded space. First, we define UP'_D such that:

$$|x\rangle |D(x)\rangle |c_{x \rightarrow y}\rangle \xrightarrow{\text{UP}'_D} |x\rangle |D(y)\rangle |c_{x \rightarrow y}\rangle.$$

Moreover, we define Swap' such that:

$$|x\rangle |c_{x \rightarrow y}\rangle \xrightarrow{\text{Swap}'} |y\rangle |c_{y \rightarrow x}\rangle.$$

and we define $\text{SWUP}' = \text{Swap}' \circ \text{UP}'_D$ (we abuse notation here, by extending Swap' where we apply the identity to the middle register), so:

$$\text{SWUP}' |\hat{x}\rangle |c_{x \rightarrow y}\rangle = |\hat{y}\rangle |c_{y \rightarrow x}\rangle,$$

and $\text{SWUP}' = O_{\text{Enc}} \circ \text{SWUP} \circ O_{\text{Enc}}^{-1}$. So we define

$$\begin{cases} \text{Ref}'_A = I \otimes \text{Ref}_{|\psi_{\text{Unif}}^{\text{coin}}\rangle} = O_{\text{Enc}} \circ \text{Ref}_A \circ O_{\text{Enc}}^{-1} \\ \text{Ref}'_B = \text{SWUP}' \circ \text{Ref}'_A \circ \text{SWUP}' = O_{\text{Enc}} \circ \text{Ref}_B \circ O_{\text{Enc}}^{-1} \\ W' = \text{Ref}'_B \circ \text{Ref}'_A \end{cases} \quad (5)$$

By putting everything together, we have $W' = O_{\text{Enc}} \circ W \circ O_{\text{Enc}}^{-1}$. So we can use Proposition 3 to have the spectral properties and perform phase estimation on W' , and combine afterwards with Proposition 1. Since constructing the uniform superposition of coins is trivial, all relies on the unitary SWUP' .

Theorem (MNRS, adapted) *Let $|\hat{x}\rangle$ be an encoding of the vertex x (incl. data structure) and assume that a vertex-coin encoding is given. Let $\alpha = \arcsin \sqrt{\varepsilon}$. Starting from the state: $\frac{1}{\sqrt{|V|}} \sum_{x \in V} |\hat{x}\rangle |\psi_{\text{Unif}}^{\text{coin}}\rangle$, applying $\left[\frac{\pi/2 - \alpha}{2\alpha} \right]$ iterates of: • a checking procedure which flips the phase of marked vertices; • a phase estimation of W' ; then apply the checking again and measure. With probability at least $1 - 4\alpha^2$, we measure 1 and collapse on the uniform superposition of marked vertices.*

Coins for a Johnson Graph. In a Johnson graph $J(N, R)$, a coin $c = (j, z)$ is a pair where:

- $j \in [R]$ is the index of the element that will be removed from the current vertex (given an arbitrary ordering, e.g. the lexicographic ordering of bit-strings).
- $z \in [N - R]$ is the index of an element that does not belong to the current vertex, and will be added as a replacement.

4 A Chained Quantum Walk to Find Many Collisions

In this section, we prove our main result.

Theorem . Let $f : \{0, 1\}^n \rightarrow \{0, 1\}^m$, $n \leq m \leq 2n$ be a random function. Let $k \leq \min(2n - m, m/4)$. There exists a quantum algorithm making $\mathcal{O}(2^{2k/3+m/3})$ quantum queries to f and using $\tilde{\mathcal{O}}(2^{2k/3+m/3})$ Clifford+T+qRAMR+qRAMW gates, that outputs 2^k collision pairs of f .

Our new algorithm, which is detailed in Section 4.1 and Section 4.2, solves the case $k \leq \frac{m}{4}$. The case $k \leq 2n - m$ was already solved by adapting the BHT algorithm, as detailed in Section 6.

4 New Algorithm

We detail here our *chained quantum walk* algorithm. We start by introducing some necessary notation.

Recall that the Johnson graph $J(N, R)$ is the regular, undirected graph whose vertices are subsets of size R of $[N]$, and edges connect each pair of vertices which differ in exactly one element. We identify $[N]$ with $\{0, 1\}^n$, the domain of f .

We assume that an efficient quantum unordered set data structure is given, which makes vertices in the Johnson graph correspond to quantum states, while allowing to implement efficiently the operations required for the MNRS quantum walks. It will be detailed in Section 5. In the following we write $|S\rangle$ for the quantum state corresponding to a set S .

Assume that a table of (multi)-collisions of f is given, which we denote C . This table contains entries of the form: $u : (x_1, \dots, x_r)$ where $f(x_1) = \dots = f(x_r) = u$ forms a multicollision of f , indexed by the image. We define the *size* of C , its set of *preimages* and its set of *images*:

$$\begin{cases} \text{Preim}(C) := \bigcup_{u:(x_1, \dots, x_r) \in C} \{x_1, \dots, x_r\} \\ \text{Im}(C) := \bigcup_{u:(x_1, \dots, x_r) \in C} \{u\} \end{cases} \quad (6)$$

Given a table C , given a size parameter R , we define the two sets of sets:

$$\begin{aligned} V_R^C &:= \{S \subseteq (\{0, 1\}^n \setminus \text{Preim}(C)), |S| = R\} \\ M_R^C &:= \{S \subseteq (\{0, 1\}^n \setminus \text{Preim}(C)), |S| = R, \\ &\quad (\exists x \neq y \in S, f(x) = f(y) \vee \exists x \in S, f(x) \in \text{Im}(C))\} \end{aligned}$$

Idea of Our Algorithm. After running a quantum walk on a Johnson graph, we obtain a superposition of vertices which contain a collision. Our main idea is that, after removing this collision from the vertex and measuring it, it collapses to a superposition *close* to a uniform superposition of vertices of smaller size. We can then restart a quantum walk on this smaller Johnson graph, which runs similarly as the previous one.

The definition of V_R^C and M_R^C allows to formalize this idea: the first one will be the set of vertices for the current walk, and the second one its set of *marked* vertices. As we can see, the current walk excludes a set of previously measured inputs, and a vertex is marked if it leads to a new collision, or to a preimage of one of the previously measured images. The second case simply extends one of the currently known multicollision tuples. The probability for a vertex to be marked can be easily computed, and we just need to bound it as follows:

$$\max\left(\frac{R|\text{Im}(C)|}{2^m}, \frac{R(R-1)}{2^m}\right) \leq \varepsilon_{R,C} \leq \frac{R|\text{Im}(C)|}{2^m} + \frac{R(R-1)}{2^m},$$

since any vertex containing a collision, or a preimage from the table C , is marked.

In Section 5, we will show that with an appropriate data structure, there exists an *extraction* algorithm EXTRACT which does the following:

$$\text{EXTRACT} : C, R, \frac{1}{\sqrt{|M_R^C|}} \sum_{S \in M_R^C} |S\rangle \mapsto C', R', \frac{1}{\sqrt{|V_{R'}^{C'} \setminus M_{R'}^{C'}|}} \sum_{S \in V_{R'}^{C'} \setminus M_{R'}^{C'}} |S\rangle,$$

where $R' = R - r$ for some value r , and C' contains exactly r new elements (collisions adding new entries, or preimages going into previous entries). Thus, EXTRACT transforms the output of a successful walk into the set of *unmarked vertices* for the next walk.

We can now give Algorithm 2, depending on a tunable parameter ℓ .

4 Complexity Analysis

Theorem 4 (Time memory tradeoff). For all $k \leq \ell \leq \min(2k/3+m/3, m/2)$, Algorithm 2 computes 2^k collisions using $\tilde{\mathcal{O}}(2^\ell)$ qubits and $\tilde{\mathcal{O}}(2^{k+m/2-\ell/2})$ Clifford+T+qRAMR+qRAMW gates.

Proof. It should be noted that Algorithm 2 outputs a set of multicollisions rather than collisions. But for a random function with a domain of n bits, there is a polynomial (in n) limit to the width of multicollisions that can appear. Thus, we have a polynomial relation $p(n)$ between $|\text{Preim}(C)|$ and $|\text{Im}(C)|$. In particular, by taking 2^ℓ greater than $p(n)2^{k+1}$, we ensure that during the algorithm, $R > 2^{\ell-1}$. In particular, we never run out of elements.

Secondly, we can bound $\varepsilon_{R,C} \geq \frac{R(R-1)}{2^m}$. This allows to upper bound easily the time complexity of any of the walks: if the current vertex size is R then it runs for $\mathcal{O}(2^{m/2}/R)$ iterates, and each iterate contains $\tilde{\mathcal{O}}(\sqrt{R})$ operations. The

Algorithm : Chained quantum walk algorithm for multiple collisions.

Input: quantum access to $f : \{0,1\}^n \rightarrow \{0,1\}^m$, parameter k
Output: a table of multicollisions C such that $|\text{Im}(C)| \geq 2^k$
 $C \leftarrow \emptyset, R \leftarrow 2^\ell$ /* Initialize an empty table */
 $|\psi\rangle \leftarrow \sum_{S \in V_{2^\ell}^C} |S\rangle$
while $|\text{Im}(C)| < 2^k$ **do**
 Run the quantum walk:
 • Starting state: $|\psi\rangle = \sum_{S \in V_R^C \setminus M_R^C} |S\rangle$
 • Graph: $J(\{0,1\}^n \setminus \text{Preim}(C), R)$ (Johnson graph with vertices of size R , excluding the preimages of C)
 • Marked vertices: M_R^C
 • Iterates: $\lfloor (\pi/2)/(2\alpha) \rfloor$, where $\alpha = \arcsin \sqrt{\varepsilon_{R,C}}$
 • Spectral gap: $\delta \simeq \frac{1}{R}$
 Apply CHECK and measure the result: let **flag** be the output
 if *flag is true* **then**
 /* The state collapses on: $\sum_{S \in M_R^C} |S\rangle$ */
 Apply EXTRACT (contains measurements)
 • Update the table C
 • Update the current width R
 • Update the state: $|\psi\rangle = \sum_{S \in V_R^C \setminus M_R^C} |S\rangle$
 /* Otherwise, the state collapses on: $\sum_{S \in V_R^C \setminus M_R^C} |S\rangle$ for the previous R and C . There is nothing to extract from it, C and R remain unchanged. */
return C

constants in the \mathcal{O} are the same throughout the algorithm. This means that we can upper bound the complexity of each walk by $\tilde{\mathcal{O}}\left(2^{m/2}/\sqrt{R}\right) \leq \tilde{\mathcal{O}}\left(2^{m/2-\ell/2}\right)$.

By Theorem 2, the success probability of this walk is bigger than $1 - 4\varepsilon_{R,C}$. If we do not succeed, the CHECK followed by a measurement make the current state collapse again on the superposition of unmarked vertices, and we run the exact same walk again. Note that for this algorithm to work, we must have $\varepsilon_{R,C} < 0.5$. This corresponds to the probability that an element in the list collides with another element (either in the list itself or in the set of forbidden preimages), which is a $\tilde{\mathcal{O}}\left(2^{2\ell-m}\right)$. Hence, we must have $\ell \leq m/2$.

Then, as $\ell \leq 2k/3 + m/3$, the final complexity of the algorithm is

$$\tilde{\mathcal{O}}\left(2^\ell + 2^k 2^{m/2-\ell/2}\right) = \tilde{\mathcal{O}}\left(2^{k+m/2-\ell/2}\right) . \quad \square$$

5 Quantum Radix Trees and Extractions

In this section, we detail the *quantum radix tree* data structure, a history-independent unordered set data structure introduced in [18]. We show that it

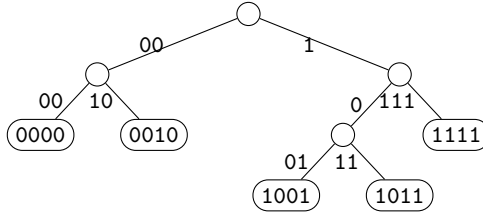


Fig. 1. Tree $R(S)$ representing the set $S = \{0000, 0010, 1001, 1011, 1111\}$ (the example is taken from [18]).

allows to perform, exactly and in a polynomial number of Clifford+T+qRAMR + qRAMW gates, the two main operations required for our walk: SWUP' and EXTRACT. We describe these operations in pseudocode, while ensuring that they are reversible and polynomial.

5 Logical Level

Following [18], the *quantum radix tree* is an implementation of a radix tree storing an unordered set S of n -bit strings. It has one additional property: its concrete memory layout is history-independent. Indeed, there are many ways to encode a radix tree in memory, and as elements are inserted and removed, we cannot have a unique bit-string $T(S)$ representing a set S . We use instead a uniform superposition of all memory layouts of the tree, which makes the *quantum state* $|T(S)\rangle$ unique, and independent of the order in which the elements were inserted or removed. Only the entry point (the root) has a fixed position.

We separate the encoding of S into $|T(S)\rangle$ in two levels: first, a *logical level*, in which S is encoded as a unique radix tree $R(S)$; second, a *physical level*, in which $R(S)$ is encoded into a quantum state $|T(S)\rangle$. The logical mapping $S \rightarrow R(S)$ is standard.

Definition (From 8 . Let S be a set of

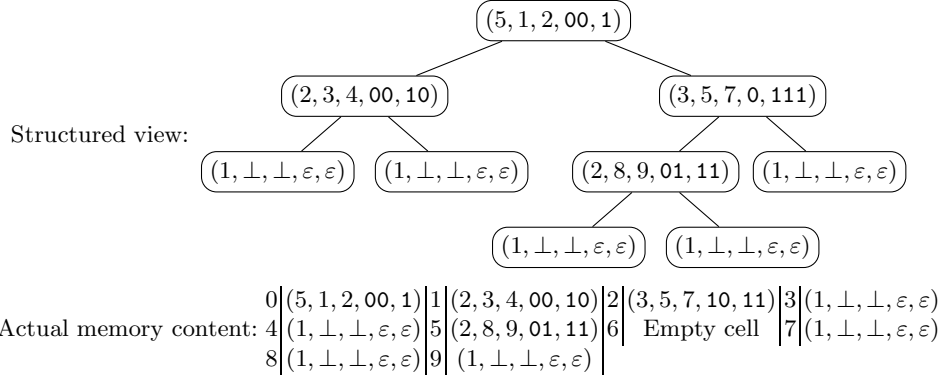


Fig. 2. Example of memory layout for the tree of Figure 1, holding the set $S = \{0000, 0010, 1001, 1011, 1111\}$.

between 0 and n and performs operations such as concatenation, computing shared prefixes, testing if the bit-string has a given prefix, in time $\text{poly}(n)$.

State of the Memory. We suppose that $\mathcal{O}(Mn)$ qubits of memory are given, where $M \geq R$ will be set later on. We divide these qubits into M cells of $\mathcal{O}(n)$ qubits each, which we index from 0 to $M - 1$. We encode cell addresses on $m = \lceil \log_2 M \rceil + 1$ bits, and we also define an “empty” address \perp . Each cell will be either empty, or contain a node of the radix tree, encoded as a tuple $(i, a_l, a_r, \ell_l, \ell_r)$ where:

- i is the value of the invariant
- a_l and a_r (m -bit strings) are respectively the memory addresses of the cells holding the left and right children, either valid indices or \perp . A node with $a_l = a_r = \perp$ is a leaf.
- ℓ_l and ℓ_r are the labels of the left and right edges. (ε if the node is a leaf, where ε is the empty string).

In other words, we have added to the tree $R(S)$ a choice of memory locations for the nodes, which we name informally the *memory layout* of the tree. The structure of $R(S)$ itself remains independent on its memory layout.

The root of the tree is stored in cell number 0. In Figure 2, we give an example of a memory representation of the tree $R(S)$ of Figure 1. We take as invariant the number of leaves which, at the root, gives the number of elements in the set.

A radix tree encoding a set of size R contains $2R - 1$ nodes (including the root), which means that we need (a priori) no more than $M = 2R - 1$ cells in our memory. In addition to the bit-strings x , we could add any data d_x to which x serves as a unique index. (This means adding another register which is non-empty for leaf nodes only). Finally, it is possible to account for multiplicity of elements in the tree by adding multiplicity counters, but since this is unnecessary for our applications, we will stick to the case of unique indices.

Definition. Let S be a set of size R , encoded in a radix tree with $2R-1$ nodes. We can always take an arbitrary ordering of the nodes in the tree, for example the lexicographic ordering of the paths to the root (left = 0, right = 1). This means that, for any sequence of non-repeating cell addresses I , of length $2R-1$, we can define a mapping: $S, I \mapsto T_I(S)$ which specifies the writing of the tree in memory, by choosing the addresses $I = (i_1 = 0, \dots, i_{2R-1})$ for the elements. For example, the tree of Figure 2 would correspond to the sequence $(0, 1, 3, 4, 2, 5, 8, 9, 7)$. We can then define the *quantum radix tree encoding* S as the quantum state:

$$|T(S)\rangle = \sum_{\text{valid sequences } I} |T_I(S)\rangle , \quad (7)$$

where we take a uniform superposition over all valid memory layouts.

For two different sets S and S' , and for any pair I, I' (even if $I' = I$), we have $T_{I'}(S) \neq T_I(S')$; the encodings always differ. This means that, as expected, we have $\langle T(S)|T(S')\rangle = 0$.

Memory Allocator. In order to maintain this uniform superposition over all possible memory layouts, we need an implementation of a *memory allocator*. This unitary ALLOC takes as input the current state of the memory, and returns a uniform superposition over the indices of all currently unoccupied cells. Possible implementations of ALLOC are detailed in Section 5.4.

5 Basic Operations

We show how to operate on the quantum radix trees in $\text{poly}(n)$ Clifford+T+qRAMR+qRAMW gates. We start with the basics: lookup, insertion and deletion.

Lookup. We define a unitary LOOKUP which, given S and a new element x , returns whether x belongs to S :

$$\text{LOOKUP} : |x\rangle |T(S)\rangle |0\rangle \mapsto |x\rangle |T(S)\rangle |x \in S\rangle . \quad (8)$$

We implement LOOKUP by descending in the radix tree $R(S)$; the pseudocode is given in Algorithm 3. Since the “while” loop contains at most n iterates, quantumly these n iterates are performed controlled on a flag that says whether the computation already ended. After obtaining the result, they are recomputed to erase the intermediate registers.

Insertion. We define a unitary INSERT, which, given a new element x , inserts x in the set S . If x already belongs to S , its behavior is unspecified.

$$\text{INSERT} : |x\rangle |T(S)\rangle \mapsto |x\rangle |T(S \cup \{x\})\rangle . \quad (9)$$

The implementation of INSERT is more complex, but the operation is still reversible. The pseudocode is given in Algorithm 4. At first, we find the point of

Algorithm : LOOKUP as a classical algorithm.

Input: element x , quantum radix tree $T(S)$

Output: whether $x \in S$

$(i, a_l, a_r, \ell_l, \ell_r) \leftarrow \text{root}$

$y \leftarrow \varepsilon$ (empty string)

while $a_l \neq \perp$ (node is not a leaf) **do**

if $y||\ell_l$ is a prefix of x **then**

$y \leftarrow y||a_l$

$(i, a_l, a_r, \ell_l, \ell_r) \leftarrow \text{node at address } a_l$

else if $y||\ell_r$ is a prefix of x **then**

$y \leftarrow y||a_r$

$(i, a_l, a_r, \ell_l, \ell_r) \leftarrow \text{node at address } a_r$

else

 Break (not a solution)

return true if $y = x$

insertion in the tree, then we call ALLOC twice to obtain new memory addresses for two new nodes. We modify locally the layout to insert these new nodes, including a new leaf for the new element x . Then, we update the invariant on the path to the new leaf. Finally, we uncompute the path to the new leaf (all the addresses of the nodes on this path). To do so, we perform a loop similar to LOOKUP, given the knowledge of the newly inserted element x .

Deletion. The deletion can be implemented by uncomputing INSERT, since it is a reversible operation. It performs:

$$\text{INSERT}^\dagger : |x\rangle |T(S \cup \{x\})\rangle \mapsto |x\rangle |T(S)\rangle . \quad (10)$$

The deletion of an element that is not in S is unspecified.

Quantum Lookup. We can implement a ‘‘quantum lookup’’ unitary QLOOKUP which produces a uniform superposition of elements in S having a specific property P . The only requirement is that the invariant of nodes has to store the number of nodes in the subtree having this property (and so, leaf nodes will indicate if the given x satisfies $P(x)$ or not).

$$\text{QLOOKUP} : |T(S)\rangle |0\rangle \mapsto |T(S)\rangle \sum_{x \in S|P(x)} |x\rangle . \quad (11)$$

This unitary is implemented by descending in the tree coherently (i.e., in superposition over the left and right paths) with a weight that depends on the number of solutions in the left and right subtrees. First, we initialize an address register $|a\rangle$ to the root. Then, for n times (the maximal depth of the tree), we update the current address register as follows:

- We count the number of solutions in the left and right subtrees of the node at address $|a\rangle$ (say, t_l and t_r).

Algorithm 4: INSERT as a classical algorithm.

Input: element x , quantum radix tree $T(S)$
Output: element x , quantum radix tree $T(S \cup \{x\})$
Find the first node $j_1 : (i, a_l, a_r, \ell_l, \ell_r)$ such that y is a prefix of x , $y||\ell_l$ is not a prefix of x and $y||\ell_r$ is not a prefix of x either. Write all the addresses of the nodes on the path from the root to j_1
/* If at this point we have found that the element belongs to S instead, then the rest of the computation is meaningless. */
/* By construction ℓ_l starts with 0 and ℓ_r starts with 1. One of them shares a non-empty prefix z with the remaining part of x . Without loss of generality, we assume that it is ℓ_l . */
Let $\ell_l = z||t$ and $x = y||z||x'$
Call ALLOC to obtain an address j_2
Replace a_l with j_2 in the node $j_1 : (i, a_l, a_r, \ell_l, \ell_r)$ (move a_l to a temporary register)
Call ALLOC to obtain an address j_3
Write at address j_3 : $(*, \perp, \perp, \varepsilon, \varepsilon)$
/* Information at this point: x, a_l, j_2, j_3 , the path to j_1 and the tree */
if t starts with 0 **then**
 | Move a_l and cut ℓ_l to modify the two nodes in positions j_1 and j_2 as follows: $j_1 : (i, j_2, a_r, z, \ell_r)$ and $j_2 : (*, a_l, j_3, t, x')$.
else
 | Move a_l and cut ℓ_l to modify the two nodes in positions j_1 and j_2 as follows: $j_1 : (i, j_2, a_r, z, \ell_r)$ and $j_2 : (*, j_3, a_l, t, x')$.
/* We make this choice so that the left edge is always labeled starting with a 0 and the right edge with a 1 */
/* Since we have moved j_3 and a_l , the remaining information is: x , the modified tree, j_2 and the path to j_1 (actually the path to x in the new tree) */
Recompute the invariants on the path to x , in reverse order (starting from the address j_2).
/* The recomputation of the invariants is reversible (but we still know the path to x) */
Do a lookup of x to uncompute the path to x .
/* Now the only information that remains is $x, T(S \cup \{x\})$. */

- We map $|a\rangle$ to $|a\rangle \left(\sqrt{\frac{t_l}{t_l+t_r}} |\text{left child of } a\rangle + \sqrt{\frac{t_r}{t_l+t_r}} |\text{right child of } a\rangle \right)$. (We do nothing if $|a\rangle$ is a leaf).

In the end, we obtain a uniform superposition of the paths to all elements satisfying P . We can query these elements, then uncompute the paths using an inverse LOOKUP. Likewise, we can also perform a quantum lookup of pairs satisfying a given property, e.g., retrieve a uniform superposition of all collision pairs in S .

5.4 Quantum memory allocators

We now define the unitary ALLOC, which given the current state of the memory, creates the uniform superposition of unallocated cells:

$$\text{ALLOC} : |\text{current memory}\rangle |0\rangle \mapsto |\text{current memory}\rangle \sum_{i \text{ unoccupied}} |i\rangle . \quad (12)$$

We do not need to define a different unitary for un-allocation; we only have to recompute ALLOC to erase the addresses of cells that we are currently cleaning. To implement ALLOC, we add to each memory cell a flag indicating if it is allocated. We propose two approaches.

Quantum search allocation. Classically, we can allocate new cells by simply choosing addresses at random and checking if they are already allocated or not. Quantumly, we can follow this approach using a *quantum search* over all the cells for unallocated ones. Obviously, for this approach to be efficient, we need the proportion of unallocated cells to be always constant. Besides, if we keep a counter of the number of allocated cells (which does not vary during our quantum walk steps anyway), we can make this operation exact using Amplitude Amplification (Theorem 4 in [6]). Indeed, this counter gives the proportion of allocated cells, so we know exactly the probability of success of the amplified algorithm.

We can implement this procedure with a single iteration of quantum search as long as we have a 33% overhead on the maximal number of allocated cells (similarly to the case of searching with a single query studied in [10]).

Quantum tree allocation. A more standard, but less time-efficient approach to implement ALLOC is to organize the memory cells in a complete binary tree (a heap), so that each node of the tree stores the number of unallocated cells in its children. This tree is not a quantum radix tree, since its size never changes, and no elements are inserted or removed. In order to obtain the uniform superposition of free cell addresses, we mimic the approach of QLOOKUP.

5.5 Higher level Operations for Collision Walks

We now implement efficiently the higher-level operations required by our algorithms: performing a quantum walk update (SWUP'), looking for collisions (CHECK) and extracting them (EXTRACT).

Representation. We consider the case of (multi-)collision search. Here the set S is a subset of $[N] = \{0, 1\}^n$, but we also need to store the images of these elements by the function $f : \{0, 1\}^n \rightarrow \{0, 1\}^m$. Let $F = \{f(x)||x, x \in S\}$. A collision of f is a pair $(f(x)||x), (f(y)||y)$ such that $f(x) = f(y)$, i.e., the bit-strings have the same value on the first m bits.

Since our goal is to retrieve efficiently the collision pairs, we will store both a radix tree $T(S)$ to keep track of the elements, and $T(F)$ to keep track of the collisions. One should note that the sets F and S have the same size. When inserting or deleting elements, we insert and delete both in $T(S)$ and $T(F)$. These trees are stored in two separate chunks of memory cells.

SWUP'. We show an efficient implementation of the unitary SWUP':

$$\text{SWUP}' |T(S)\rangle |T(F)\rangle |c_{S \rightarrow S'}\rangle = |T(S')\rangle |T(F')\rangle |c_{S' \rightarrow S}\rangle \quad (13)$$

Where $c_{S \rightarrow S'}$ is the *coin register* which contains information on the transition of a set S to a set S' . As we have detailed before, the coin is encoded as a pair (j, z) where $j \in [R]$ is the index of an element in S , which has to be removed, and $z \in [N - R]$ is the index of an element in $\{0, 1\}^n \setminus S$, which has to be inserted. We implement SWUP' as follows:

1. First, we convert the coin register to a pair x, y where:
 - y is the z -th element of $\{0, 1\}^n$ which is not in S (see details in Appendix A) and
 - x is the j -th element of S (according to the lexicographic ordering of bit-strings). This can be done easily if the invariant of each node stores the number of leaves in its subtree. Note that both the mapping from z to y , and from j to x , are reversible. At this point the state is $|T(S)\rangle |T(F)\rangle |x, y\rangle$.
2. We use INSERT[†] to delete x from $T(S)$, and delete $f(x)||x$ from $T(F)$.
3. We use INSERT to insert y in $T(S)$ and $f(y)||y$ in $T(F)$. At this point the state is: $|T(S')\rangle |T(F')\rangle |x, y\rangle$ where $S' = (S \setminus \{x\}) \cup \{y\}$ and F' is the set of corresponding images.
4. Finally, we convert the pair x, y back to a coin register.

Remark 2 (Walking in a reduced set). In our walk, we actually reduce the set of possible elements, due to the previously measured collisions. So the coin does not encode an element of $\{0, 1\}^n \setminus S$, but of $\{0, 1\}^n \setminus S \setminus \text{Preim}(C)$, where C is our current table of multicollisions. An adapted algorithm is also given in Appendix A for this case.

Checking. Checking whether the tree contains a multicollision, or a preimage of some given set, can be made trivial by defining an appropriate invariant of the tree $T(F)$, which counts such solutions. The unitary CHECK simply checks whether this invariant is zero.

Extracting. The most important property for our chained quantum walk is the capacity to *extract* multicollisions from the radix tree, in a way that preserves the rest of the state, and allows to reuse a superposition of *marked* vertices for

the current walk, as a superposition of *unmarked* vertices for the next one. Recall from Section 4.1 that we have defined a table of multicollisions C , a set V_R^C of sets of size R in $\{0, 1\}^n \setminus \text{Preim}(C)$, and a set $M_R^C \subseteq V_R^C$ of *marked vertices*, which contain either a new element mapping to $\text{Im}(C)$, or a new collision.

The operation EXTRACT does:

$$\text{EXTRACT} : C, R, \frac{1}{\sqrt{|M_R^C|}} \sum_{S \in M_R^C} |S\rangle \mapsto C', R', \frac{1}{\sqrt{|V_{R'}^{C'} \setminus M_{R'}^{C'}|}} \sum_{S \in V_{R'}^{C'} \setminus M_{R'}^{C'}} |S\rangle ,$$

for a smaller R' and a bigger C' . It is implemented as Algorithm 5.

Algorithm 5: Multicollision extraction: EXTRACT.

Input: C, R , uniform superposition over M_R^C
Output: C', R' , uniform superposition over $V_{R'}^{C'} \setminus M_{R'}^{C'}$
flag \leftarrow true
 $C' \leftarrow C, R' \leftarrow R$
while flag is true **do**
 Apply CHECK and measure the result: let flag be the output
 /* If flag is true, the superposition has collapsed to a uniform
 superposition of subsets that contain at least one collision
 or preimage of C */
 Perform a “quantum lookup” of the solutions (multicollision or preimage)
 Select one uniformly at random and copy it outside the tree, with its
 width r
 Apply INSERT[†] to remove the elements from the tree
 Measure r and these elements
 $R' \leftarrow R - r$
 if $r > 1$ **then**
 | Insert a new entry in C'
 else
 | Insert the element in C' , at the index of its image

The correctness of EXTRACT comes from the fact that, when we extract and measure an r -collision (x_1, \dots, x_r) with image u , we collapse on the uniform superposition over all sets of size $R - r$ which:

- do not contain any of x_1, \dots, x_r ;
- do not contain u (otherwise this would have gone into the multicollision).

We continue until there is no multicollision to measure anymore, where we are guaranteed that the current state is good to run the next walk.

Extraction without Measurement. Algorithm 5 contains measurements, but it is possible to perform the whole chained quantum walk without. The idea is to

apply a sequence of a fixed number of walks, controlled by the current result of CHECK. That is, if the current vertex does not contain a solution anymore, we start walking again, but if the vertex still contains a solution, we remove it instead. We are ensured that each of these operations produces a collision, though we do not know which ones did. We also keep track of the current vertex size to implement correctly the walk. At each step, it is reduced at least by 2, and at most by $\text{poly}(n)$ (the maximal collision size). Since the walk step is done with phase estimation, we simply set the precision of the phase estimation circuit at the highest level required, i.e. depending on the initial vertex size, and it will work correctly for all walks.

6 Searching for Many Collisions, in General

As we have seen, our new algorithm is valid (and tight) for all values of n , m and $k \leq 2n - m$ such that $k \leq \frac{m}{4}$. Two approaches can be used for higher values of k .

BHT. A standard approach to find multiple collisions, which works when m is small, is to extend the BHT algorithm [7]. We select a parameter ℓ , then make 2^ℓ queries, and look for 2^k collisions on this list of queries. This is done by a quantum search on $\{0, 1\}^n$ for an input colliding with the list.

There are on average 2^{2n-m} collision pairs in the function, so a random element of $\{0, 1\}^n$ has a probability $\mathcal{O}(2^{n-m})$ to be in a collision pair. This gives $\mathcal{O}(2^{\ell-m+n})$ collision pairs for the initial list.

Thus, a search for a collision with the list has $\mathcal{O}(2^{\ell-m+n})$ solutions in a search space of size 2^n , and it requires $\sqrt{\frac{2^n}{2^{\ell-m+n}}} = 2^{(m-\ell)/2}$ iterates.

If this procedure is to output 2^k collisions, we need ℓ such that $2^{\ell-m+n} \geq 2^k$ i.e. $\ell - m + n \geq k$. By trying to equalize the complexity of the two steps, we obtain: $\ell = k + \frac{m-\ell}{2} \implies \ell = \frac{2k}{3} + \frac{m}{3}$ which is only valid for $k \leq 3n - 2m$. For a bigger k , we can repeat this. We find 2^{3n-2m} collisions in time (and memory) 2^{2n-m} , and we do this $2^{k-(3n-2m)}$ times, for a total time $\tilde{\mathcal{O}}(2^{k+m-n})$. If we want to restrict the memory then we obtain the tradeoff of $\tilde{\mathcal{O}}(2^{k+m/2-\ell/2})$ time using $\mathcal{O}(2^\ell)$ memory.

Using our method. If $k > m/4$, then the memory limitation in Theorem 4 on ℓ becomes relevant. In that case, as we are restricted to $\ell \leq m/2$, the minimal achievable time is $\tilde{\mathcal{O}}(2^{k+m/2-\ell/2}) = \tilde{\mathcal{O}}(2^{k+m/4})$.

Conclusion. The time and memory complexities of the problem are the following (in \log_2 and without polynomial factors):

- If $k \leq 3n - 2m$: $\frac{2k}{3} + \frac{m}{3}$ time and memory using BHT
- Otherwise, if $k \leq \frac{m}{4}$: $\frac{2k}{3} + \frac{m}{3}$ time and memory using our algorithm
- Otherwise, if $m \leq \frac{4}{3}n$: $k + m - n$ time and $2n - m$ memory using BHT

- Otherwise, if $m \geq \frac{4}{3}n$: $k + \frac{m}{4}$ time and $\frac{m}{2}$ memory using our algorithm

This situation is summarized in Figure 3, and it allows us to conclude:

Theorem 5 *Let $f : \{0, 1\}^n \rightarrow \{0, 1\}^m$, $n \leq m \leq 2n$ be a random function. Let $k \leq 2n - m$. There exists an algorithm finding 2^k collisions in $\tilde{\mathcal{O}}(2^{C(k,m,n)})$ Clifford+T+qRAMR+qRAMW gates, and using $\tilde{\mathcal{O}}(2^{C(k,m,n)})$ quantum queries to f , where:*

$$C(k, m, n) = \max\left(\frac{2k}{3} + \frac{m}{3}, k + \min\left(m - n, \frac{m}{4}\right)\right). \quad (14)$$

Proof. We check that: $k \leq 3n - 2m \iff \frac{2k}{3} + \frac{m}{3} \geq k + m - n$ and $k \leq \frac{m}{4} \iff \frac{2k}{3} + \frac{m}{3} \geq k + \frac{m}{4}$. \square

We conjecture that the best achievable complexity is, in fact, $C(k, m, n) = \frac{2k}{3} + \frac{m}{3}$ for any admissible values of k, m and n . It would however require a non-trivial extension of our algorithm, capable of outputting collisions at a higher rate than what we currently achieve.

In terms of time-memory trade-offs, we can summarize the results as:

Theorem 6 (General Time memory trade-off) *For all $k \leq \ell \leq \min(2k/3 + m/3, \max(2n - m, m/2))$, there exists an algorithm that computes 2^k collisions using $\tilde{\mathcal{O}}(2^\ell)$ qubits and $\tilde{\mathcal{O}}(2^{k+m/2-\ell/2})$ Clifford+T+qRAMR+qRAMW gates and quantum queries to f .*

Similarly, as in [13], we conjecture that the trade-off should be achievable for all $\ell \leq 2k/3 + m/3$.

7 Applications

In this section, we show how our algorithm can be used as a building block for lattice sieving and to solve the limited birthday problem. We also discuss the problem of multicollision search.

7 Improvements in quantum sieving for solving the Shortest Vector Problem

Context A lattice $\mathcal{L} = \mathcal{L}(\mathbf{b}_1, \dots, \mathbf{b}_d) := \{\sum_{i=1}^d z_i \mathbf{b}_i : z_i \in \mathbb{Z}\}$ is the set of all integer combinations of linearly independent vectors $\mathbf{b}_1, \dots, \mathbf{b}_d \in \mathbb{R}^d$. We call d the *rank* of the lattice and $(\mathbf{b}_1, \dots, \mathbf{b}_d)$ a *basis* of the lattice.

The most important computational problem on lattices is the Shortest Vector Problem (SVP). Given a basis for a lattice $\mathcal{L} \subseteq \mathbb{R}^d$, SVP asks to compute a non-zero vector in \mathcal{L} with the smallest Euclidean norm.

The main lattice reduction algorithm used for lattice-based cryptanalysis is the famous BKZ algorithm [25]. It internally uses an algorithm for solving (near)

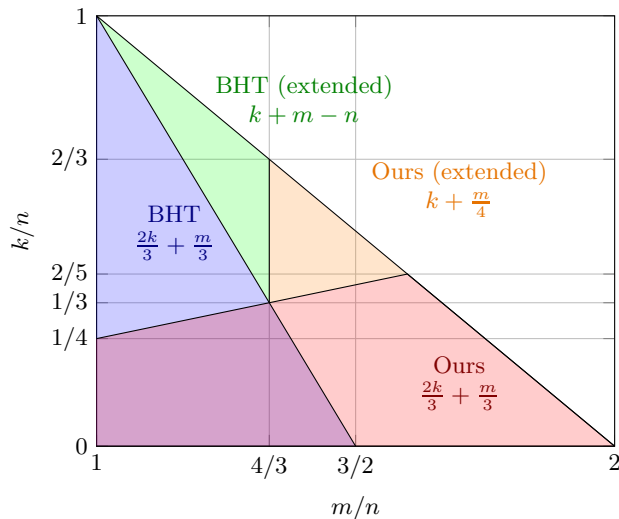


Fig. 3. Exponent in the algorithm depending on the relative values of k , m and n .

exact SVP in lower-dimensional lattices. Therefore, finding faster algorithms to solve exact SVP is critical to choosing security parameters of cryptographic primitives.

Previously, the fastest quantum algorithm solved SVP under heuristic assumptions in $2^{0.2570d+o(d)}$ time [8]. It applies the MNRS quantum walk technique to the state-of-the-art classical algorithm called lattice sieving, where we combine close vectors together to obtain shorter vectors at each step.

It was noted in [8] that the algorithm could be slightly improved if we could find many marked vertices in a quantum walk without repaying the setup each time, which is exactly what we showed in Section 4. Without going through the whole framework of the [8] algorithm, we present its main parameters and ideas, and how our quantum walks improves it.

The sieving algorithm works as follows: we start from $N \approx 2^{0.2075d+o(d)}$ points x_1, \dots, x_n on the d -dimensional sphere of some norm R and we want to find N pairs (x_i, x_j) such that the norm of $x_i - x_j$ is slightly smaller than R . This is one sieving step and the full algorithm performs the above sieving step $\text{poly}(d)$ times, so we concentrate on the running time of a single sieving step.

Parameters of the algorithm We fix a dimension d . The algorithm uses a free parameter $c \in (0, 1)$. For an angle $\alpha \in [0, \pi/2]$, $V_d(\alpha)$ is the ratio of the volume of a spherical cap of angle α to the volume of the d -dimensional sphere. This means

$$V_d(\alpha) = \text{poly}(d) \sin^d(\alpha).$$

We also define:

- $N = \frac{1}{V_d(\pi/3)} \approx 2^{0.2075d+o(d)}$.
- α st. $V_d(\alpha) = N^{-(1-c)}$.
- $\theta_\alpha^* = 2 \arcsin(\frac{1}{2\sin(\alpha)})$.
- ζ st. $N^\zeta = N^{2c}V_{d-1}(\theta_\alpha^*)$.

The quantum algorithm of [8] in dimension d with free parameter c runs in time

$$T = NBREP \cdot (INIT + N^{1-c}FAS_1). \quad (15)$$

where

- $NBREP = \max\{1, N^{c-\zeta+o(1)}\}$.
- $INIT = N^{1+o(1)}$.
- FAS_1 is the running time of finding many marked elements in a Johnson graph using a quantum walk, which we will describe more in detail below.

The idea of the FindAllSolutions subroutine (FAS_1) is the following: we start from N^c points x_1, \dots, x_{N^c} of norm R which already are at an angle α of a certain point \mathbf{s} , and we want to find most (at least a constant fraction) of the pairs (x_i, x_j) st. $\|x_i - x_j\|_2 < R$. There are on average N^ζ and the goal of this procedure is to find a constant fraction of them.

7 Analysis of FAS_1

The analysis of this random walk involves a new free parameter $c_1 < c$ over which we can optimize. Following [8], we also define

- β st. $V_d(\beta) = \frac{1}{N^{c_1}}$.
- ρ_0 st. $N^{\rho_0} = \frac{V_d(\beta)}{W_d(\beta, \theta_\alpha^*)}$, where $W_d(\beta, \theta_\alpha^*) = \text{poly}(d) \cdot \left(1 - \frac{2 \cos^2(\beta)}{1 + \cos(\theta_\alpha^*)}\right)^{d/2}$.

In order to find these solutions, the authors of [8] construct a code C on the sphere and check only the pair (x_i, x_j) if x_i, x_j are at angle at most β of the same code point \mathbf{c} . This means they have a function f that maps a point x_i to the nearest codeword, which in this setting is efficiently computable. Then the idea is to look for solution pairs (x_i, x_j) st. $f(x_i) = f(x_j)$. By doing so, they miss on some collision pairs, but there will be solutions that satisfy this property and will be easy to find. Then once they run out of solutions of this form, they choose another code C and start again. Here, the code will be of size 2^{c_1} .

To perform the above, they use a quantum walk for collision finding, except that pairs (x_i, x_j) st. $f(x_i) = f(x_j)$ do not necessarily satisfy $\|x_i - x_j\|_2 < R$ (but this condition can also be checked efficiently). They construct the same Johnson graph as for collision finding. Each node contains N^{c_1} points for a parameter $c_1 < c$ and 2 nodes are adjacent if they differ by exactly one point. The only difference is that a node is marked not only if it contains x_i, x_j such that $f(x_i) = f(x_j)$, but also that $\|x_i - x_j\|_2 < R$. For each node, the probability that a node contains a solution pair (x_i, x_j) is $N^{2c_1}V_{d-1}(\theta_\alpha^*)$ and the probability that it also satisfies $f(x_i) = f(x_j)$ is $N^{-\rho}$, so $\varepsilon = N^{2c_1-\rho_0}V_{d-1}(\theta_\alpha^*)$. On the

other hand, looking only at pairs such that $f(x_i) = f(x_j)$ allows to perform the quantum walk with efficient update, as for the regular collision finding.

This quantum walk has parameters:⁷

- $S = N^{c_1}$.
- $\delta = N^{-c_1}$.
- $\varepsilon = N^{2c_1 - \rho_0} V_{d-1}(\theta_\alpha^*)$.
- $U = 1$.
- $C = 1$.

For each choice of C , we need to find $N^{\zeta - \rho_0}$ random marked vertices, and then repeat this N^{ρ_0} times to find N^ζ solutions. The formula used in [8] is

$$FAS_1 = N^{\rho_0} \cdot N^{\zeta - \rho_0} \left(S + \frac{1}{\sqrt{\varepsilon}} \left(\frac{1}{\sqrt{\delta}} U + C \right) \right).$$

However, with our results, we don't have to redo the setup in the quantum walk and we obtain

$$FAS_1 = N^{\rho_0} \cdot \left(S + \frac{N^{\zeta - \rho_0}}{\sqrt{\varepsilon}} \left(\frac{1}{\sqrt{\delta}} U + C \right) \right).$$

With this improvement, we redid the optimization of [8] and obtained the following new running for quantum sieving.

We take the following set of parameters: $c \approx 0.3875$, $c_1 \approx 0.27$ which gives $\zeta \approx 0.1568$ and $\rho_0 \approx 0.1214$. Notice that with these parameters, we are indeed in the range of Theorem 3 since the number of solutions we extract is $2^k = N^{\zeta - \rho_0} \approx N^{0.0354}$ and the range of the function f on which we collision is $2^m = 2^{c_1} \approx N^{0.27}$ (the number of points in the code), so we indeed have $k \leq \frac{m}{4}$. The parameters of the quantum walk become:

$$S \approx N^{0.27}, \quad \varepsilon \approx N^{-0.2}, \quad \delta \approx N^{-0.27}, \quad U = C = 1.$$

This gives $FAS_1 \approx N^{0.27}$. Plugging this into Equation 15, we get a total running time of $N^{1.2347}$ which is equal to $2^{0.2563d + o(d)}$ (recall that $N = \frac{1}{V_d(\pi/3)} \approx 2^{0.2075d + o(d)}$) improving slightly the previous running time of $2^{0.2570d + o(d)}$.

7 Solving the Limited Birthday Problem

The following problem is very common in symmetric cryptanalysis. It appears for example in impossible differential attacks [5], but also in rebound distinguishers [14]. In the former case we use generic algorithms to solve the problem for a black-box E , and in the latter, a valid distinguisher for E is defined as an algorithm outputting the pairs faster than the generic one.

⁷ In [8], there are extra parameters $c_2, \rho \approx 0$, we perform the same choice here (we checked that with our improvement, this remains the optimal choice).

Problem 4 (Limited Birthday). Given access to a black-box permutation $E : \{0, 1\}^n \rightarrow \{0, 1\}^n$ and possibly its inverse E^{-1} , given two vector spaces \mathcal{D}_{in} and \mathcal{D}_{out} of sizes $2^{\Delta_{\text{in}}}$ and $2^{\Delta_{\text{out}}}$ respectively, find 2^k pairs x, x' such that $x \neq x', x \oplus x' \in \mathcal{D}_{\text{in}}, E(x) \oplus E(x') \in \mathcal{D}_{\text{out}}$.

For simplicity, we will focus only on the time complexity of the problem, although some parameter choices require a large memory as well. Classically the best known time complexity is given in [5]:

$$\max \left(\min_{\Delta \in \{\Delta_{\text{in}}, \Delta_{\text{out}}\}} \left(\sqrt{2^{k+n+1-\Delta}} \right), 2^{k+n+1-\Delta_{\text{in}}-\Delta_{\text{out}}} \right) \quad (16)$$

This complexity is known to be tight for $N = 1$ [14].

In the quantum setting, we need to consider superposition access to E and possibly E^{-1} to have a speedup on this problem⁸. Previously the methods used [20] involved only individual calls to Ambainis' algorithm (when there are few solutions) or an adaptation of the BHT algorithm (when there are many solutions).

The quantum algorithm, as the classical one, relies on the definition of *structures* of size $2^{\Delta_{\text{in}}}$, which are subsets of the inputs of the form $T_x = \{x \oplus v, v \in \mathcal{D}_{\text{in}}\}$ for a fixed x . For a given structure T_x , we can define a function $h_x : \{0, 1\}^{\Delta_{\text{in}}} \rightarrow \{0, 1\}^{n-\Delta_{\text{out}}}$ such that any collision of h_x yields a pair solution to the limited birthday problem. The algorithm then depends on the number of required pairs compared to the (expected) number of collisions of h_x .

- If $2^k < \frac{2^{2\Delta_{\text{in}}}}{2^{n-\Delta_{\text{out}}}} \iff k < 2\Delta_{\text{in}} - n + \Delta_{\text{out}}$, then we need only one structure. To recover all the pairs, we need a time exponent (by Theorem 5):

$$\max \left(\frac{2k}{3} + \frac{n - \Delta_{\text{out}}}{3}, k + \min \left(n - \Delta_{\text{out}} - \Delta_{\text{in}}, \frac{n - \Delta_{\text{out}}}{4} \right) \right)$$

- If $\frac{2^{2\Delta_{\text{in}}}}{2^{n-\Delta_{\text{out}}}} < 1$, then we follow the approach of [20], which is to repeat 2^k times a Grover search among structures, to find one that contains a pair (this is done with Ambainis' algorithm). The time exponent is $k + \frac{n - \Delta_{\text{out}}}{2} - \frac{\Delta_{\text{in}}}{3}$.
- If $1 < \frac{2^{2\Delta_{\text{in}}}}{2^{n-\Delta_{\text{out}}}} < 2^k$, we need to consider several structures and to extract all of their collision pairs. Using Theorem 5 this gives a time exponent:

$$\max \left(k + \frac{2}{3}(n - \Delta_{\text{in}} - \Delta_{\text{out}}), k + \min \left(n - \Delta_{\text{out}} - \Delta_{\text{in}}, \frac{n - \Delta_{\text{out}}}{4} \right) \right)$$

Finally, we can swap the roles of Δ_{in} and Δ_{out} and take the minimum. Unfortunately this does not lead to an equation as simple as Equation (16).

⁸ When E is a black box with a secret key, this is the $Q2$ model, see e.g. [20]. In some cases, e.g. rebound distinguishers, E does not contain any secret.

7.4 On multicollision finding

A natural extension of this work would be to look for multicollisions.

Problem 5 (r -collision search). Let $f : \{0, 1\}^n \rightarrow \{0, 1\}^m$ be a random function. Find an r -collision of f , that is, a tuple (x_1, \dots, x_r) of distinct elements such that $f(x_1) = \dots = f(x_r)$.

As with collisions, the lower bound by Liu and Zhandry [21] is known to be tight when $m \leq n$. The corresponding algorithm is an extension of the BHT algorithm which constructs increasingly smaller lists of i -collisions, starting with 1-collisions (evaluations of the function f on arbitrary points) and ending with a list of r -collisions.

This algorithm, given in [15,16], finds 2^k r -collisions in time and memory:

$$\tilde{O}\left(2^k \frac{2^{(r-1)}}{2^r-1} 2^m \frac{2^{(r-1)-1}}{2^r-1}\right).$$

As with 2-collisions, it is possible to extend it when $m > n$. Of course, there's a constraint: the list i must contain more tuples that are part of an $i+1$ -collision than the size of the list $i+1$.

The size of each i -collision list is $N_i = 2^k \frac{2^r - 2^{r-i}}{2^r - 1} 2^m \frac{2^{r-i}-1}{2^r-1}$. The probability that an i -collision extends to an $i+1$ -collision is of order 2^{n-m} . Hence, for the algorithm to work, we must have, for all i , $N_{i+1}/N_i \leq 2^{n-m}$. This means:

$$k \frac{2^{r-i-1}}{2^r-1} - m \frac{2^{r-i-1}}{2^r-1} \leq n - m.$$

This constraint is the most restrictive for the largest possible i , $r-1$. We obtain the following constraint, which subsumes the others:

$$k \frac{1}{2^r-1} + m \left(1 - \frac{1}{2^r-1}\right) \leq n.$$

This gives the point up to which this algorithm meets the lower bound. We could use our new algorithm as a subroutine in this one, to find 2-collisions, and this would allow to relax the constraint over N_2/N_1 . Unfortunately, this cannot help to find multicollisions, as the other constraints are more restrictive. More generally, these constraints show that it is not possible to increase the range of the BHT-like r -collision algorithm solely by using an $r-i$ -collision algorithm with an increased range.

Acknowledgments A.S. wants to thank Nicolas David and María Naya-Plasencia for discussions on the limited birthday problem. A.S. is supported by ERC-ADG-ALGSTRONGCRYPTO (project 740972). Y.S. is supported by EPSRC grant EP/S02087X/1 and EP/W02778X/1.

References

1. Aaronson, S., Shi, Y.: Quantum lower bounds for the collision and the element distinctness problems. *J. ACM* 51(4), 595–605 (2004)
2. Ambainis, A.: Quantum Walk Algorithm for Element Distinctness. *SIAM J. Comput.* 37(1), 210–239 (2007)
3. Bernstein, D.J., Jeffery, S., Lange, T., Meurer, A.: Quantum algorithms for the subset-sum problem. In: *PQCrypto*. LNCS, vol. 7932, pp. 16–33. Springer (2013)
4. Bonnetain, X., Bricout, R., Schrottenloher, A., Shen, Y.: Improved classical and quantum algorithms for subset-sum. In: *ASIACRYPT (2)*. Lecture Notes in Computer Science, vol. 12492, pp. 633–666. Springer (2020)
5. Boura, C., Naya-Plasencia, M., Suder, V.: Scrutinizing and improving impossible differential attacks: Applications to clefia, camellia, lblock and simon. In: *ASIACRYPT (1)*. Lecture Notes in Computer Science, vol. 8873, pp. 179–199. Springer (2014)
6. Brassard, G., Hoyer, P., Mosca, M., Tapp, A.: Quantum amplitude amplification and estimation. *Contemporary Mathematics* 305, 53–74 (2002)
7. Brassard, G., Høyer, P., Tapp, A.: Quantum cryptanalysis of hash and claw-free functions. In: *LATIN*. Lecture Notes in Computer Science, vol. 1380, pp. 163–169. Springer (1998)
8. Chailloux, A., Loyer, J.: Lattice sieving via quantum random walks. In: *ASIACRYPT (4)*. Lecture Notes in Computer Science, vol. 13093, pp. 63–91. Springer (2021)
9. Chailloux, A., Naya-Plasencia, M., Schrottenloher, A.: An efficient quantum collision search algorithm and implications on symmetric cryptography. In: *ASIACRYPT (2)*. Lecture Notes in Computer Science, vol. 10625, pp. 211–240. Springer (2017)
10. Chi, D.P., Kim, J.: Quantum database search by a single query. In: *QCQC 1998*. LNCS, vol. 1509, pp. 148–151. Springer, Heidelberg (1999)
11. Dinur, I.: Tight time-space lower bounds for finding multiple collision pairs and their applications. In: *EUROCRYPT (1)*. Lecture Notes in Computer Science, vol. 12105, pp. 405–434. Springer (2020)
12. Grover, L.K.: A Fast Quantum Mechanical Algorithm for Database Search. In: *Proceedings of the Twenty-Eighth Annual ACM Symposium on the Theory of Computing 1996*. pp. 212–219. ACM (1996)
13. Hamoudi, Y., Magniez, F.: Quantum time-space tradeoff for finding multiple collision pairs. In: *TQC. LIPIcs*, vol. 197, pp. 1:1–1:21. Schloss Dagstuhl - Leibniz-Zentrum für Informatik (2021)
14. Hosoyamada, A., Naya-Plasencia, M., Sasaki, Y.: Improved attacks on sliscp permutation and tight bound of limited birthday distinguishers. *IACR Trans. Symmetric Cryptol.* 2020(4), 147–172 (2020)
15. Hosoyamada, A., Sasaki, Y., Tani, S., Xagawa, K.: Improved quantum multicollision-finding algorithm. In: *PQCrypto*. Lecture Notes in Computer Science, vol. 11505, pp. 350–367. Springer (2019)
16. Hosoyamada, A., Sasaki, Y., Tani, S., Xagawa, K.: Quantum algorithm for the multicollision problem. *Theor. Comput. Sci.* 842, 100–117 (2020)
17. Jaques, S., Schrottenloher, A.: Low-gate quantum golden collision finding. In: *SAC*. Lecture Notes in Computer Science, vol. 12804, pp. 329–359. Springer (2020)
18. Jeffery, S.: Frameworks for Quantum Algorithms. Ph.D. thesis, University of Waterloo, Ontario, Canada (2014), <http://hdl.handle.net/10012/8710>

19. Kachigar, G., Tillich, J.: Quantum information set decoding algorithms. In: PQCrypto. LNCS, vol. 10346, pp. 69–89. Springer (2017)
20. Kaplan, M., Leurent, G., Leverrier, A., Naya-Plasencia, M.: Quantum differential and linear cryptanalysis. *IACR Trans. Symmetric Cryptol.* 2016(1), 71–94 (2016)
21. Liu, Q., Zhandry, M.: On finding quantum multi-collisions. In: EUROCRYPT (3). *Lecture Notes in Computer Science*, vol. 11478, pp. 189–218. Springer (2019)
22. Magniez, F., Nayak, A., Roland, J., Santha, M.: Search via quantum walk. *SIAM J. Comput.* 40(1), 142–164 (2011)
23. Nielsen, M.A., Chuang, I.: *Quantum computation and quantum information* (2002)
24. van Oorschot, P.C., Wiener, M.J.: Parallel collision search with cryptanalytic applications. *J. Cryptol.* 12(1), 1–28 (1999)
25. Schnorr, C.: A hierarchy of polynomial time lattice basis reduction algorithms. *Theor. Comput. Sci.* 53, 201–224 (1987), [https://doi.org/10.1016/0304-3975\(87\)90064-8](https://doi.org/10.1016/0304-3975(87)90064-8)

Appendix

A z -th element outside the radix tree

In this section, we solve the following problem:

Find the value y of the z -th element of $\{0, 1\}^n$ which is not in S .

We need the following invariant in the tree: each node n of S stores the number of leaves in the subtree rooted at n . We denote this quantity by $\text{leaves}(n)$. See Figure 4 for an example.

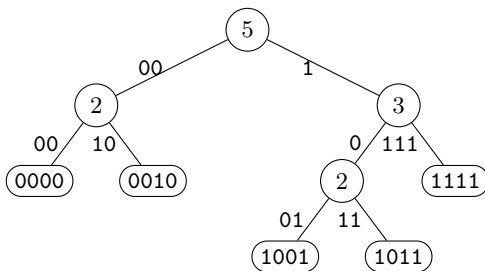


Fig. 4. Example of tree where each node stores the number of leaves in the subtree. We omit this quantity (which is 1) on the leaves themselves for readability.

Assume that S has R elements in $\{0, 1\}^n$, let $N = 2^n$. Assume here that we have some easily computable order on $\{0, 1\}^n$, represented by a map $\phi : \{0, 1\}^n \rightarrow N$ that assigns to each bit-string its index, and its inverse ϕ^{-1} also easily computable. Given $i \in [N - R]$, the goal is to find the i^{th} element in $\{0, 1\}^n \setminus S$.

Algorithm 6: FindNthNotInSubtree(i, T, node)

Input: index i , radix tree T , node node
Output: i^{th} element in $\{x \in \{0, 1\}^n : \phi(x) \geq \phi(\ell)\} \setminus \text{subtree}(T, \text{node})$
where ℓ is the bit-string of the left-most leaf in the subtree rooted at node

```
if  $\text{node}$  is a leaf then
  Let  $x$  be the bit-string of  $\text{node}$ 
  return  $\phi^{-1}(\phi(x) + i)$ 
else
  /* Here  $\text{node}$  must have two children  $\text{left}(\text{node})$  and
      $\text{right}(\text{node})$  */
  Let  $x$  be the bit-string of the left-most leaf in subtree rooted at  $\text{node}$ 
  Let  $y$  be the bit-string of the left-most leaf in subtree rooted at
      $\text{right}(\text{node})$ 
  /* compute the number of elements in  $[x, y) \setminus T$  */
   $\delta \leftarrow \phi(y) - \phi(x) - \text{leaves}(\text{left}(\text{node}))$ 
  if  $i \geq \delta$  then
    return FindNthNotInSubtree( $i - \delta, T, \text{right}(\text{node})$ )
  else
    return FindNthNotInSubtree( $i, T, \text{left}(\text{node})$ )
```

Algorithm 7: FindNthNotInTree(i, T)

Input: index i , radix tree T
Output: i^{th} element in $\{0, 1\}^n \setminus T$
Compute the bit-string x of the leftmost leaf of the tree T

```
if  $i < \phi(x)$  then
  return  $\phi^{-1}(i)$ 
else
  return FindNthNotInSubtree( $i - \phi(x), T, \text{root}(T)$ )
```

Theorem 7 FindNthNotInTree(i, T) returns the i^{th} element in $\{0, 1\}^n \setminus T$ in $\text{poly}(n)$ time.

We now consider the same problem where we have two trees T and T' and we want to find the i^{th} element in $\{0, 1\}^n$ which is not in T and not in T' . We assume that T and T' have **disjoint** leaves. This problem appears in our chained quantum walk in Section 4.

Theorem 8 FindNthNotInTwoTrees(i, T, T') returns the i^{th} element in $\{0, 1\}^n \setminus (T \cup T')$ in $\text{poly}(n)$ time.

Algorithm 8: CountInIntervalNotSubtree(u, v, T, node)

Input: bit-strings u and v , radix tree T , a node node of T
Output: size of $[u, v] \setminus \{\text{all the leaves in the subtree root at } \text{node}\}$
Let x be the bit-string of the left-most leaf in subtree rooted at node
Let y be the bit-string of the right-most leaf in subtree rooted at node
/* when the interval $[u, v]$ entirely covers the subtree */
if $\phi(u) \leq \phi(x)$ and $\phi(y) < \phi(v)$ **then**
 | **return** $\phi(v) - \phi(u) - \text{leaves}(\text{node})$
/* when the interval $[u, v]$ is disjoint from the subtree */
if $\phi(v) \leq \phi(x)$ or $\phi(y) < \phi(u)$ **then**
 | **return** $\phi(v) - \phi(u)$
/* if we are here, node cannot be a leaf */
Let z be the bit-string of the left-most leaf in subtree rooted at $\text{right}(\text{node})$
if $\phi(v) \leq \phi(z)$ **then**
 | /* when $[u, v]$ only intersects the left subtree */
 | **return** $\text{CountInIntervalNotTree}(u, v, T, \text{left}(\text{node}))$
else if $\phi(z) \leq \phi(u)$ **then**
 | /* when $[u, v]$ only intersects the right subtree */
 | **return** $\text{CountInIntervalNotTree}(u, v, T, \text{right}(\text{node}))$
else
 | **return** $\text{CountInIntervalNotTree}(u, z, T, \text{left}(\text{node}))$
 | $+\text{CountInIntervalNotTree}(z, v, T, \text{right}(\text{node}))$

Algorithm 9: CountInIntervalNotTree(u, v, T)

Input: bit-strings u and v , radix tree T
Output: size of $[u, v] \setminus T$
return $\text{CountInIntervalNotSubtree}(u, v, T, \text{root}(T))$

Algorithm : FindNthNotInTwoSubtrees(i, T, T', node)

Input: index i , radix trees T and T' with disjoint leaves, node node of T
Output: i^{th} element in $\{x \in \{0, 1\}^n : \phi(x) \geq \phi(\ell)\} \setminus (\text{subtree}(T, \text{node}) \cup T')$
 where ℓ is the bit-string of the left-most leaf in the subtree of T rooted at node

```

if  $\text{node}$  is a leaf then
  | Let  $x$  be the bit-string of  $\text{node}$ 
  |  $\delta \leftarrow \text{CountInIntervalNotTree}(\mathcal{O}^n, x, T')$ 
  | return FindNthNotInSubtree( $i + \delta + 1, T'$ )
else
  | /* Here node must have two children left( $\text{node}$ ) and right( $\text{node}$ )
  |   */
  | Let  $x$  be the bit-string of the left-most leaf in subtree rooted at  $\text{node}$ 
  | Let  $y$  be the bit-string of the left-most leaf in subtree rooted at
  |   right( $\text{node}$ )
  | /* compute the number of elements in  $[x, y) \setminus (T \cup T')$  */
  |  $\delta \leftarrow \text{CountInIntervalNotTree}(x, y, T') - \text{leaves}(\text{left}(\text{node}))$ 
  | if  $i \geq \delta$  then
  | | return FindNthNotInTwoSubtrees( $i - \delta, T, T', \text{right}(\text{node})$ )
  | else
  | | return FindNthNotInTwoSubtrees( $i, T, T', \text{left}(\text{node})$ )

```

Algorithm : FindNthNotInTwoTrees(i, T, T')

Input: index i , radix trees T and T' with disjoint leaves
Output: i^{th} element in $\{0, 1\}^n \setminus (T \cup T')$
 Compute the bit-string x of the leftmost leaf of the tree T
 /* compute the number of elements on the left of T that are not in
 T' */
 $\delta \leftarrow \text{CountInIntervalNotTree}(\mathcal{O}^n, x, T')$
if $i < \delta$ **then**
 | **return** FindNthNotInTree(i, T')
else
 | **return** FindNthNotInTwoSubtrees($i - \delta, T, T', \text{root}(T)$)
