














































































































































































































































































































































































































Measurement of CP violation in $B^0 \rightarrow K_s^0 \pi^0$ decays at Belle II

I. Adachi , K. Adamczyk , L. Aggarwal , H. Ahmed , H. Aihara , N. Akopov , A. Aloisio , N. Anh Ky ,
 D. M. Asner , H. Atmacan , T. Aushev , V. Aushev , M. Aversano , V. Babu , H. Bae , S. Bahinipati ,
 P. Bambade , Sw. Banerjee , M. Barrett , J. Baudot , M. Bauer , A. Baur , A. Beaubien , J. Becker ,
 P. K. Behera , J. V. Bennett , V. Bertacchi , M. Bertemes , E. Bertholet , M. Bessner , S. Bettarini ,
 B. Bhuyan , F. Bianchi , T. Bilka , D. Biswas , D. Bodrov , A. Bondar , J. Borah , A. Bozek ,
 M. Bračko , P. Branchini , R. A. Briere , T. E. Browder , A. Budano , S. Bussino , M. Campajola ,
 L. Cao , G. Casarosa , C. Cecchi , J. Cerasoli , P. Chang , R. Cheaib , P. Cheema , V. Chekelian ,
 C. Chen , B. G. Cheon , K. Chilikin , K. Chirapatpimol , H.-E. Cho , K. Cho , S.-J. Cho , S.-K. Choi ,
 S. Choudhury , J. Cochran , L. Corona , L. M. Cremaldi , S. Das , F. Dattola , E. De La Cruz-Burelo ,
 S. A. De La Motte , G. de Marino , M. De Nuccio , G. De Pietro , R. de Sangro , M. Destefanis ,
 A. De Yta-Hernandez , R. Dhamija , A. Di Canto , F. Di Capua , J. Dingfelder , Z. Doležal ,
 I. Domínguez Jiménez , T. V. Dong , M. Dorigo , K. Dort , S. Dreyer , S. Dubey , G. Dujany , P. Ecker ,
 M. Eliachevitch , P. Feichtinger , T. Ferber , D. Ferlewicz , T. Fillingner , C. Finck , G. Finocchiaro ,
 A. Fodor , F. Forti , B. G. Fulsom , A. Gabrielli , E. Ganiev , M. Garcia-Hernandez , R. Garg ,
 A. Garmash , G. Gaudino , V. Gaur , A. Gaz , A. Gellrich , D. Ghosh , G. Giakoustidis , R. Giordano ,
 A. Giri , A. Glazov , B. Gobbo , R. Godang , P. Goldenzweig , W. Gradl , T. Grammatico ,
 S. Granderath , E. Graziani , D. Greenwald , Z. Gruberová , T. Gu , Y. Guan , K. Gudkova , S. Halder ,
 Y. Han , K. Hara , T. Hara , K. Hayasaka , H. Hayashii , S. Hazra , C. Hearty , M. T. Hedges ,
 I. Heredia de la Cruz , M. Hernández Villanueva , A. Hershenhorn , T. Higuchi , E. C. Hill , M. Hoek ,
 M. Hohmann , C.-L. Hsu , T. Humair , T. Iijima , K. Inami , N. Ipsita , A. Ishikawa , S. Ito , R. Itoh ,
 M. Iwasaki , P. Jackson , W. W. Jacobs , E.-J. Jang , Q. P. Ji , S. Jia , Y. Jin , A. Johnson , K. K. Joo ,
 H. Junkerkalefeld , M. Kaleta , A. B. Kaliyar , J. Kandra , K. H. Kang , S. Kang , S. Kar , G. Karyan ,
 T. Kawasaki , F. Keil , C. Ketter , C. Kiesling , C.-H. Kim , D. Y. Kim , K.-H. Kim , Y.-K. Kim ,
 H. Kindo , P. Kodyš , T. Koga , S. Kohani , K. Kojima , A. Korobov , S. Korpar , E. Kovalenko ,
 R. Kowalewski , T. M. G. Kraetzschmar , P. Križan , P. Krokovny , T. Kuhr , J. Kumar , M. Kumar ,
 K. Kumara , T. Kunigo , A. Kuzmin , Y.-J. Kwon , S. Lacaprara , Y.-T. Lai , T. Lam , J. S. Lange ,
 M. Laurenza , R. Lebourcher , F. R. Le Diberder , P. Leitl , D. Levit , C. Li , L. K. Li , J. Libby ,
 Q. Y. Liu , Z. Q. Liu , D. Liventsev , S. Longo , T. Lueck , T. Luo , C. Lyu , Y. Ma , M. Maggiora ,
 S. P. Maharana , R. Maiti , S. Maity , G. Mancinelli , R. Manfredi , E. Manoni , M. Mantovano ,
 D. Marcantonio , S. Marcello , C. Marinas , L. Martel , C. Martellini , T. Martinov , L. Massaccesi ,
 M. Masuda , T. Matsuda , K. Matsuoka , D. Matvienko , S. K. Maurya , J. A. McKenna , R. Mehta ,
 F. Meier , M. Merola , F. Metzner , M. Milesi , C. Miller , M. Mirra , K. Miyabayashi , R. Mizuk ,
 G. B. Mohanty , N. Molina-Gonzalez , S. Mondal , S. Moneta , H.-G. Moser , M. Mrvar , R. Mussa ,
 I. Nakamura , Y. Nakazawa , A. Narimani Charan , M. Naruki , A. Natochii , L. Nayak , M. Nayak ,
 G. Nazaryan , N. K. Nisar , S. Nishida , H. Ono , Y. Onuki , P. Oskin , P. Pakhlov , G. Pakhlova ,
 A. Paladino , E. Paoloni , S. Pardi , K. Parham , H. Park , S.-H. Park , A. Passeri , S. Patra ,
 S. Paul , T. K. Pedlar , R. Peschke , R. Pestotnik , F. Pham , M. Piccolo , L. E. Piilonen ,
 P. L. M. Podesta-Lerma , T. Podobnik , S. Pokharel , C. Praz , S. Prell , E. Prencipe , M. T. Prim ,
 H. Purwar , N. Rad , P. Rados , G. Rauber , S. Raiz , M. Reif , S. Reiter , M. Remnev ,
 I. Ripp-Baudot , G. Rizzo , S. H. Robertson , M. Roehrken , J. M. Roney , A. Rostomyan , N. Rout ,
 G. Russo , D. Sahoo , S. Sandilya , A. Sangal , L. Santelj , Y. Sato , V. Savinov , B. Scavino ,
 C. Schmitt , C. Schwanda , A. J. Schwartz , Y. Seino , A. Selce , K. Senyo , J. Serrano , M. E. Seviour ,
 C. Sfienti , W. Shan , C. Sharma , X. D. Shi , T. Shillington , J.-G. Shiu , D. Shtol , A. Sibidanov ,
 F. Simon , J. B. Singh , J. Skorupa , R. J. Sobie , M. Sobotzik , A. Soffer , A. Sokolov , E. Solovieva ,
 S. Spataro , B. Spruck , M. Starič , P. Stavroulakis , S. Stefkova , Z. S. Stottler , R. Stroili ,
 M. Sumihama , K. Sumisawa , W. Sutcliffe , H. Svidras , M. Takahashi , M. Takizawa , U. Tamponi ,
 S. Tanaka , K. Tanida , F. Tenchini , A. Thaller , O. Tittel , R. Tiwary , D. Tonelli , E. Torassa 

K. Trabelsi , I. Tsaklidis , M. Uchida , I. Ueda , T. Uglov , K. Unger , Y. Unno , K. Uno , S. Uno , P. Urquijo , Y. Ushiroda , S. E. Vahsen , R. van Tonder , G. S. Varner , K. E. Varvell , A. Vinokurova , V. S. Vismaya , L. Vitale , B. Wach , M. Wakai , H. M. Wakeling , S. Wallner , E. Wang , M.-Z. Wang , Z. Wang , A. Warburton , M. Watanabe , S. Watanuki , M. Welsch , C. Wessel , E. Won , X. P. Xu , B. D. Yabsley , S. Yamada , W. Yan , S. B. Yang , J. H. Yin , K. Yoshihara , C. Z. Yuan , Y. Yusa , L. Zani , Y. Zhang , V. Zhilich , Q. D. Zhou , and V. I. Zhukova 

(The Belle II Collaboration)

We report a measurement of the CP -violating parameters A and S in $B^0 \rightarrow K_S^0 \pi^0$ decays at Belle II using a sample of 387×10^6 $B\bar{B}$ events recorded in e^+e^- collisions at a center-of-mass energy corresponding to the $\Upsilon(4S)$ resonance. These parameters are determined by fitting the proper decay-time distribution of a sample of 415 signal events. We obtain $A = -0.04^{+0.14}_{-0.15} \pm 0.05$ and $S = 0.75^{+0.20}_{-0.23} \pm 0.04$, where the first uncertainties are statistical and the second are systematic.

The $B^0 \rightarrow K^0 \pi^0$ decay proceeds mainly via the $b \rightarrow s\bar{d}d$ loop amplitude, involving emission and reabsorption of a virtual W boson and a top quark, that carries a weak phase $\arg(V_{tb}V_{ts}^*)$. Throughout this paper, charge-conjugate modes are implicitly included. Here, V_{ij} denotes Cabibbo–Kobayashi–Maskawa (CKM) matrix elements [1, 2]. The decay is suppressed in the Standard Model (SM) due to the smallness of $|V_{ts}|$. As non-SM particles can potentially propagate in the loop, studies of this decay provide sensitivity to physics beyond the SM. Such non-SM physics can manifest itself as an asymmetry in the rates of CP -conjugate decays, i.e., CP violation [3].

In the $B^0 \rightarrow K^0 \pi^0$ channel, CP violation results from either interference between two B^0 decay amplitudes, or interference between a B^0 decay amplitude and that of a \bar{B}^0 following B^0 – \bar{B}^0 mixing. These two phenomena are quantified by the parameters A and S , respectively. The parameter A is also denoted as $-A$ in the literature. Neglecting subleading amplitudes with a different weak phase and CP violation in mixing, we expect $A = 0$ and $S = \sin 2\phi_1$, where $\phi_1 \equiv \arg(-V_{cd}V_{cb}^*/V_{td}V_{tb}^*)$. The parameter $\sin 2\phi_1$ is measured to be 0.70 ± 0.02 [4] in decays mediated by $b \rightarrow c\bar{c}s$ transitions such

employs a time-dependent CP analysis method similar to previous measurements [13, 14]. The important challenge is determining the location of the $B^0 \rightarrow K_s^0 \pi^0$ decay vertex, which is essential for the Δt determination, in the absence of any charged particle originating from the vertex. The analysis is developed and tested with simulation and validated with a control sample of $B^0 \rightarrow J/\psi K_s^0$ decays before examining the $B^0 \rightarrow K_s^0 \pi^0$ candidates in the data.

The Belle II detector [15, 16] operates at the SuperKEKB asymmetric-energy (4 GeV e^+ on 7 GeV e^-) collider [17]. The detector consists of several subdetectors surrounding the interaction region in a cylindrical geometry and is divided into two sections depending on the coverage in polar angle θ . The two sections are the barrel ($32.2^\circ < \theta < 128.7^\circ$) and endcap ($12.4^\circ < \theta < 31.4^\circ$ or $130.7^\circ < \theta < 155.1^\circ$). The subdetectors most relevant for our study are a silicon-based vertex detector (VXD), a gas-based central drift chamber (CDC), and an electromagnetic calorimeter (ECL) made of CsI(Tl) crystals. The VXD is the innermost component, comprising two layers of pixel sensors surrounded by four layers of double-sided strip sensors [18]. The second pixel layer was incomplete, covering one-sixth of the azimuthal acceptance, for the data analyzed here. The VXD samples the trajectories of charged particles (“tracks”) near the interaction region to determine the decay positions of their parent particles. The CDC is the main device for track reconstruction and measurements of particle momenta and charges. The ECL measures photon energies.

We analyze collision data recorded at the $\Upsilon(4S)$ resonance, corresponding to an integrated luminosity of 362 fb^{-1} . We use large samples of simulated $\Upsilon(4S) \rightarrow B\bar{B}$ and $e^+e^- \rightarrow q\bar{q}$ ($q = u, d, s, c$) events to optimize the event selection and study background distributions. Simulated $B^0 \rightarrow K_s^0 \pi^0$ events are used to model signal decays and calculate the reconstruction efficiency. We use EVTGEN [19] to generate $\Upsilon(4S) \rightarrow B\bar{B}$ with the subsequent B -meson decays and PHOTOS [20] to incorporate final-state radiation from charged particles. The simulation of $q\bar{q}$ background relies on the KKMC generator [21] interfaced to PYTHIA [22]. The detector response for final-state particles is simulated with GEANT4 [23]. Events are reconstructed using the Belle II software [24, 25].

Candidate K_s^0 mesons are reconstructed from pairs of oppositely charged tracks, which are assumed to be pions and fit to a common vertex. The resulting invariant mass is required to lie between 489 MeV and 507 MeV, corresponding to a $\pm 3\sigma$ range around the known K_s^0 mass [26], with σ being the resolution. We suppress contamination from prompt K_s^0 candidates and Λ decays using two boosted-decision-tree (BDT) classifiers [27]. These BDTs rely mostly on kinematic information from the K_s^0 and its decay products.

Photons are identified as isolated energy deposits in the ECL that are not matched to any track in the CDC. We

reconstruct π^0 candidates from pairs of photons that have energies greater than 35 (153) MeV if reconstructed in the barrel (endcap) ECL. The different energy thresholds are used to suppress beam background, which is higher in the endcap than in the barrel section. We require the diphoton mass to lie between 116 MeV and 150 MeV ($\pm 3\sigma$ range in resolution around the π^0 mass [26]). The absolute cosine of the angle between the higher-energy photon’s direction in the π^0 rest frame and the π^0 direction in the lab frame must also be less than 0.972. These criteria reduce contributions from misreconstructed π^0 candidates. To improve the momentum resolution, we perform a kinematic fit with the diphoton mass constrained to the known π^0 mass [26].

A neutral B -meson candidate is reconstructed by combining a K_s^0 candidate with a π^0 candidate. Two kinematic variables are used to select signal B candidates: the beam-energy-constrained mass (M_{bc}) and the energy difference (ΔE). These are calculated as

$$\begin{aligned} M_{bc} &= \sqrt{E_{\text{beam}}^2 - |\vec{p}_B|^2}, \\ \Delta E &= E_B - E_{\text{beam}}, \end{aligned} \quad (2)$$

where E_{beam} is the beam energy, and \vec{p}_B and E_B are the momentum and energy, respectively, of the B meson. All quantities are calculated in the c.m. frame. Correctly reconstructed signal candidates peak in M_{bc} at the known B^0 mass [26], and peak in ΔE at zero.

For $B^0 \rightarrow K_s^0 \pi^0$, the higher-energy photon from the π^0 decay causes a significant correlation between M_{bc} and ΔE due to leakage of energy deposited in the ECL. To reduce this correlation, when calculating \vec{p}_B in Eq. (2) we replace the magnitude of the π^0 momentum with $\sqrt{(E_{\text{beam}} - E_{K_s^0})^2 - m_{\pi^0}^2}$, where $E_{K_s^0}$ is the K_s^0 momentum in the c.m. frame. Simulation shows that the modified M_{bc} (M'_{bc}) reduces the linear correlation coefficient from 19% to -1% and has an improved resolution over that of M_{bc} . We retain candidate events satisfying $5.24 < M'_{bc} < 5.29$ GeV and $|\Delta E| < 0.30$ GeV.

To measure the decay-time difference Δt , we must determine the positions of the signal and tag-side B decay vertices. These vertices are obtained using information from the position and spread of the e^+e^- interaction region, which is modeled as a three-dimensional Gaussian distribution. The signal B vertex position is obtained by projecting the K_s^0 flight direction, determined from its decay vertex and momentum, back to the interaction region. The intersection of the K_s^0 flight projection with the interaction region provides a good estimate of the signal B decay vertex, since both the transverse flight-length of the B^0 meson ($\approx 40 \mu\text{m}$) and the transverse size of the interaction region ($\approx 10 \mu\text{m}$) are small as compared to the B^0 flight length along the boost direction ($\approx 140 \mu\text{m}$). The tag-side vertex is reconstructed with tracks that are not associated with the $B^0 \rightarrow K_s^0 \pi^0$ candidate. Such tracks must have a minimum momentum

of 50 MeV and at least one hit in each of the PXD, SVD, and CDC subdetectors. We also apply a similar interaction-region constraint as that used for tracks on the signal side. We approximate Δt to be $\Delta\ell/\beta\gamma\gamma^*$, where $\Delta\ell$ is the distance between signal and tag-side vertices along the e^- beam direction, $\beta\gamma$ (≈ 0.28) is the Lorentz boost of the $\Upsilon(4S)$ in the lab frame, and γ^* (≈ 1.002) is the Lorentz factor of the B^0 meson in the c.m. frame.

We employ a BDT classifier that uses 32 event-topology variables to distinguish the $q\bar{q}$ background from B -meson decays. The following variables provide the most discrimination: modified Fox–Wolfram moments [28], CLEO cones [29], the thrust value [30] of the rest of the event, and the cosine of the angle between the thrust axis of the signal B and that of the rest of the event. The BDT is trained on samples of simulated $e^+e^- \rightarrow q\bar{q}$ and signal events, each equivalent to about three times the size of the dataset. The BDT outputs a single variable (C_{BDT}) that ranges from zero for background-like events to one for signal-like events. We require C_{BDT} to be greater than 0.6, which rejects about 93% of the $q\bar{q}$ background while preserving 80% of the signal. The remainder of the C_{BDT} distribution strongly peaks near 1.0 for signal, leading to difficulty in modeling it with an analytic function. We thus transform it into a new variable, $C'_{\text{BDT}} = \ln[(C_{\text{BDT}} - 0.6)/(1.0 - C_{\text{BDT}})]$, where 0.6 (1.0) is the minimum (maximum) possible value of the remaining C_{BDT} distribution. The C'_{BDT} distribution can be parametrized with a sum of Gaussian functions, and C'_{BDT} is later used as a fit variable.

After applying all selection criteria, 3% of the events have more than one B candidate. Such multiple candidates come from random combinations of final-state particles. In events with multiple candidates, we choose that with the largest p -value resulting from the π^0 -mass-constrained fit; if that criterion is ambiguous, we select the candidate with the largest p -value from the K_s^0 -vertex fit. This selection retains the correct B candidate in 87% of simulated events that have multiple candidates.

The signal efficiency after all selection criteria are applied (ε_{rec}) is 20%. Simulation studies show that 1.7% of signal candidates are incorrectly reconstructed by including a final-state particle from the tag-side B meson. We consider this small component, arising mostly due to misreconstructed π^0 , as part of the signal.

The flavor of the tag-side B^0 meson, q , is determined from the properties of final-state particles that are not associated with the reconstructed $B^0 \rightarrow K_s^0\pi^0$ decay. We use a category-based multivariate flavor-tagging algorithm for this purpose [31]. The algorithm outputs two parameters, the b -flavor charge q and r , which is an event-by-event tagging quality factor ranging from zero for no flavor discrimination to one for unambiguous flavor assignment. The dataset is divided into seven r bins that contain similar numbers of events, but have different signal-to-background ratios.

We select events in which Δt is well-measured by requiring $|\Delta t| < 10.0$ ps and $\sigma_{\Delta t} < 2.5$ ps, where $\sigma_{\Delta t}$ is the uncertainty on Δt , estimated event-by-event. The Δt distribution of these events is fitted to determine A and S . For the remaining events, about 40%, the Δt distribution is not included in the fit. However, these events are still useful to constrain A , which is sensitive to the relative yields of B^0 and \bar{B}^0 decays. We thus perform a simultaneous extended maximum-likelihood fit to both subsamples in seven r bins [13]. For each subsample, the likelihood function includes one-dimensional probability density functions (PDFs) for M'_{bc} , ΔE , and C'_{BDT} ; for the first subsample, the likelihood also includes a PDF for Δt that depends on the flavor tag q . The PDFs for M'_{bc} , ΔE , and C'_{BDT} are taken to be the same for both subsamples, as found in simulation.

The PDFs for the signal component are as follows: M'_{bc} is modeled with the sum of a Crystal Ball function [32] and a Gaussian function with a common mean; ΔE with the sum of a Crystal Ball and two Gaussian functions, all three with a common mean; and C'_{BDT} with the sum of asymmetric and symmetric Gaussian functions. The Δt PDF is given by

$$\mathcal{P}_{\text{sig}}(\Delta t, q) = \frac{e^{-|\Delta t|/\tau_{B^0}}}{4\tau_{B^0}} \left\{ \left[1 - q\Delta w_r + q\Delta\varepsilon_{\text{tag},r}(1 - 2w_r) \right] + \left[q(1 - 2w_r) + \Delta\varepsilon_{\text{tag},r}(1 - q\Delta w_r) \right] \left[S \sin(\Delta m_d \Delta t) - A \cos(\Delta m_d \Delta t) \right] \right\} \otimes \mathcal{R}_{\text{sig}}, \quad (3)$$

where w_r is the fraction of wrongly tagged events; Δw_r is the difference in w_r between B^0 and \bar{B}^0 ; $\Delta\varepsilon_{\text{tag},r}$ is the asymmetry in their tagging efficiencies, which are the fractions of B^0 or \bar{B}^0 signal candidates to which a flavor tag is assigned; and \mathcal{R}_{sig} is the Δt resolution function.

The resolution function is described by a double Gaussian convolved with an exponential function; the Gaussian means and widths are scaled by $\sigma_{\Delta t}$. The Δt resolution is dominated by the signal-side K_s^0 . Simulation shows that the $\sigma_{\Delta t}$ distributions for signal and background are

the same. We fix τ_{B^0} and Δm_d to the world averages of 1.519 ± 0.004 ps and 0.5065 ± 0.0019 ps⁻¹, respectively [4]. The tagging parameters (w_r , Δw_r , and $\Delta \varepsilon_{\text{tag},r}$) are fixed to values obtained from $B^0 \rightarrow D^{(*)-} \pi^+$ decays [31]. The effective tagging efficiency $\varepsilon_{\text{eff}} = \sum_r \varepsilon_{\text{tag},r} (1 - 2w_r)^2$ is $(30.0 \pm 1.2)\%$, where $\varepsilon_{\text{tag},r}$ is the tagging efficiency for the r -th bin. The w_r and $\Delta \varepsilon_{\text{tag},r}$ values are in the ranges 2%–48% and 0.8%–3.6%, respectively. All signal shape parameters are fixed to values obtained from simulation and calibrated with control samples as described below.

For the $q\bar{q}$ background, an ARGUS function [33] is used for M'_{bc} , a straight line for ΔE , and the sum of asymmetric and symmetric Gaussian functions for C'_{BDT} . The Δt distribution is modeled with the signal resolution function \mathcal{R}_{sig} , as this background is dominated by prompt K_s^0 decays. We float the $q\bar{q}$ background yield, ARGUS curvature parameter, and ΔE slope, but fix the ARGUS endpoint, C'_{BDT} and Δt shape parameters to the values obtained from the data sideband $5.24 < M'_{\text{bc}} < 5.27$ GeV. All $q\bar{q}$ shape parameters are taken to be identical for all r bins.

For the $B\bar{B}$ background, a two-dimensional kernel density estimation PDF [34] is used to model the $(M'_{\text{bc}}, \Delta E)$ distribution, and the sum of asymmetric and symmetric Gaussian functions is used for C'_{BDT} . The Δt distribution is modeled with an exponential function convolved with \mathcal{R}_{sig} . We float the yield of $B\bar{B}$ background and fix its shape parameters from a fit to the simulated sample.

We correct the common mean and core width of the signal M'_{bc} , ΔE , and C'_{BDT} PDF shapes for possible differences between data and simulation according to values obtained from a control sample of $B^+ \rightarrow \bar{D}^0 (\rightarrow K_s^0 \pi^0) \pi^+$ decays. To select these events, we apply the same K_s^0 and π^0 criteria as used for the signal channel. To ensure the similar π^0 momentum range for signal and control channels, we require a minimum π^0 momentum of 1.5 GeV. We perform an unbinned maximum-likelihood fit to the distributions of M'_{bc} , ΔE , and C'_{BDT} , using PDF shapes similar to those employed to describe the signal decay.

To validate the fitting procedure, we use a control sample of $B^0 \rightarrow J/\psi (\rightarrow \mu^+ \mu^-) K_s^0$ decays. To mimic the signal decay, we do not use information from the two muon tracks to reconstruct the signal B decay-vertex. We perform an unbinned maximum-likelihood fit to the distributions of M_{bc} and Δt , using PDF shapes and resolution functions similar to those employed in the fit to the signal sample. The measured B^0 lifetime, A , and S are 1.46 ± 0.05 ps, 0.10 ± 0.07 , and 0.76 ± 0.12 , respectively, where the uncertainties are statistical only. These results are consistent with their world-average values [4], thus validating our $B^0 \rightarrow K_s^0 \pi^0$ fitting procedure. The above sample is also used to correct the common mean and core width of the resolution function for possible differences between data and simulation.

Figure 1 shows the M'_{bc} , ΔE , C'_{BDT} , and Δt distributions in the data along with the fit projections overlaid.

For these plots, the seven r bins have been combined, and for all plots except Δt , both data subsamples (described earlier) are included. In addition, for each plot the signal-enhancing criteria $5.27 < M'_{\text{bc}} < 5.29$ GeV, $-0.15 < \Delta E < 0.10$ GeV, $|\Delta t| < 10.0$ ps, and $C'_{\text{BDT}} > 0.0$ have been applied except for the variable displayed. Distributions of Δt with fit projections overlaid are shown in the Supplementary Material [36]. The resulting signal yield N_{sig} , A , and S are 415_{-25}^{+26} , $-0.04_{-0.15}^{+0.14}$, and $0.75_{-0.23}^{+0.20}$, respectively. The correlation coefficient between two asymmetries is -0.17% . From the signal yield, we determine the branching fraction as $\mathcal{B}(B^0 \rightarrow K_s^0 \pi^0) = N_{\text{sig}} / (2N_{B\bar{B}} f^{+0} \varepsilon_{\text{rec}}) = (11.15_{-0.67}^{+0.69}) \times 10^{-6}$, which is consistent with the world average [4]. Here, f^{+0} is the fraction of $B^0 \bar{B}^0$ or $B^+ B^-$ production at the $\Upsilon(4S)$ resonance [37] and all quoted uncertainties are statistical.

The systematic uncertainties contributing to A and S are listed in Table I. We estimate the systematic uncertainty due to flavor tagging by individually varying the $(w_r, \Delta w_r, \Delta \varepsilon_{\text{tag},r})$ parameters by their uncertainties for each r bin, while considering correlations. The maximum deviations with respect to the nominal results are taken as systematic uncertainties. The uncertainty due to the Δt resolution function is estimated in a similar fashion. In the nominal fit, we assume the $B\bar{B}$ background to be CP symmetric. To account for a potential CP asymmetry in the $B\bar{B}$ background, we perform a series of fits with the Δt PDF formed by varying the A and S values for that background from -1 to $+1$ while fixing the effective lifetime value to that determined from simulation. We then calculate the deviations in signal A and S from their nominal values; the largest deviation is assigned as the systematic uncertainty. To evaluate the uncertainty due to a possible asymmetry in the $q\bar{q}$ background, we perform an alternative fit by fixing the asymmetry to that obtained from the data sideband defined earlier. The uncertainty due to the signal PDF shape is estimated using an alternative model based on kernel-density estimation. Similarly, the uncertainty due to the background PDF shape is calculated by varying all fixed parameters by their uncertainties and taking the maximum deviation from nominal results as the uncertainty.

A potential fit bias is checked for by performing an ensemble test comprising 1000 simulated experiments in which signal and $B\bar{B}$ background events are drawn from simulated samples and $q\bar{q}$ background events are generated according to their PDF shapes. We calculate the mean shifts of the fitted values of A and S from their input values and assign them as systematic uncertainties. The systematic uncertainty due to multiple candidate selection is evaluated by performing an alternative fit with all candidates and taking the difference with respect to the nominal value. The impact of misreconstructed signal candidates on A and S is negligible. Uncertainties due to fixed τ_{B^0} and Δm_d values are calculated by varying these quantities by their uncertainties and repeating the fit; the

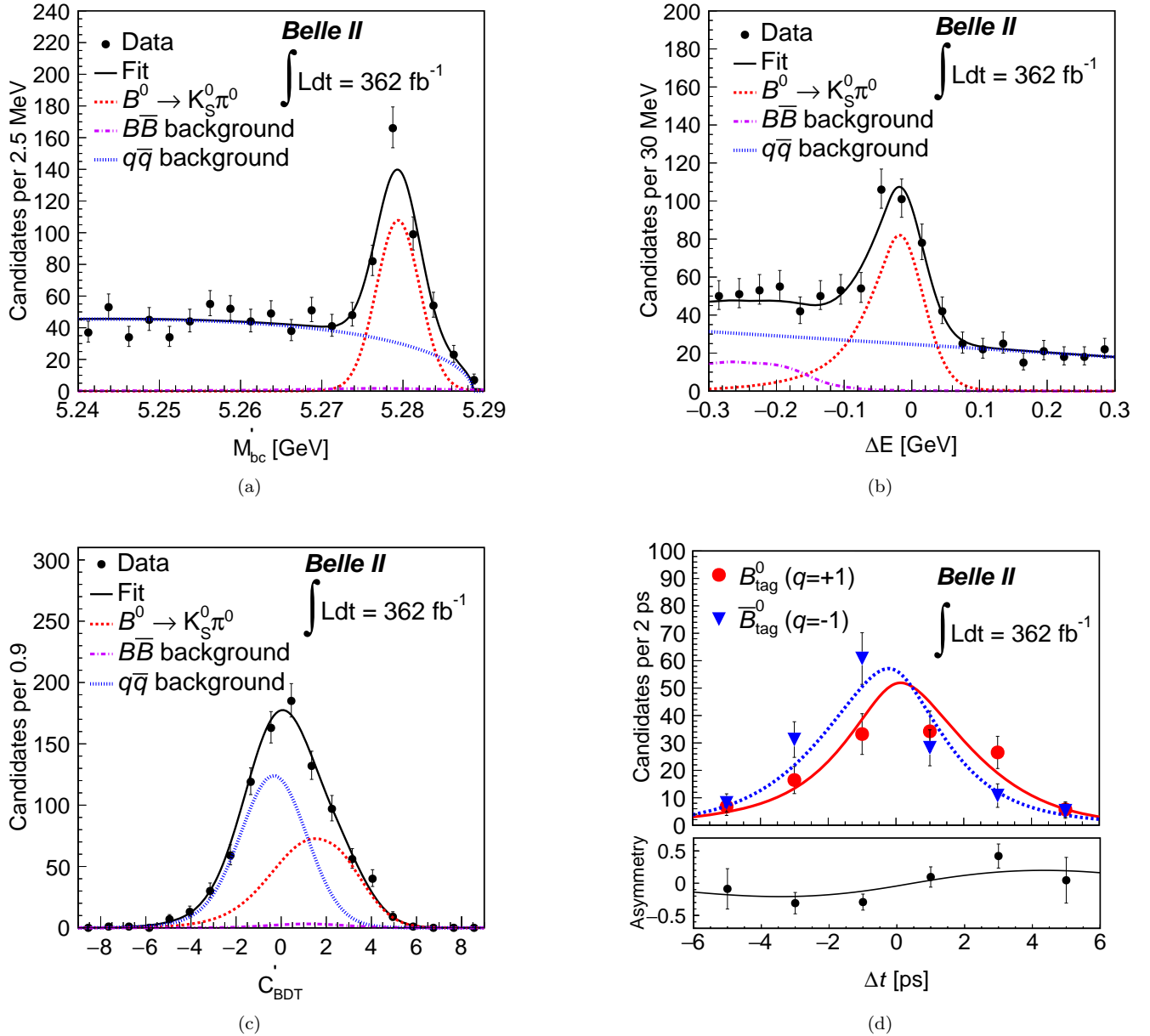


FIG. 1: Distributions of (a) M_{bc}^0 , (b) ΔE , and (c) C_{BDT}^0 with fit projections overlaid for both B^0 and \bar{B}^0 candidates satisfying the criteria $5.27 < M_{bc}^0 < 5.29 \text{ GeV}$, $-0.15 < \Delta E < 0.10 \text{ GeV}$, $|\Delta t| < 10.0 \text{ ps}$, and $C_{\text{BDT}}^0 > 0.0$ (except for the variable displayed). The solid curve shows the fit projection, while various fit components are explained in the legends. Distribution of (d) Δt for tagged B^0 and \bar{B}^0 candidates after subtracting background with the $s\mathcal{P}$ Plot method [35]. The asymmetry, defined as $[N(B_{\text{tag}}^0) - N(\bar{B}_{\text{tag}}^0)]/[N(B_{\text{tag}}^0) + N(\bar{B}_{\text{tag}}^0)]$, is displayed underneath along with the fit projection.

resulting maximum variations in A and S are assigned as systematic uncertainties. Tag-side interference can arise due to the presence of both CKM-favored and CKM-suppressed tree amplitudes contributing to the tag-side decay [38]. The resulting impact is conservatively estimated by positing that all events are tagged with such hadronic decays. The uncertainty due to VXD misalignment is evaluated by reconstructing events with various misalignment hypotheses as done in Ref. [39]. Assuming

all systematic sources to be independent, we add their contributions in quadrature to obtain the total systematic uncertainty of ± 0.047 for A and ± 0.040 for S .

In summary, we measure the CP -violating parameters A and S in $B^0 \rightarrow K_S^0 \pi^0$ decays using a sample of 387×10^6 $B\bar{B}$ events recorded by Belle II in e^+e^- collisions at the $\Upsilon(4S)$ resonance. Based on a signal yield of 415_{-25}^{+26} events, we obtain

$$A = -0.04_{-0.15}^{+0.14} \pm 0.05 \quad (4)$$

TABLE I: Systematic uncertainties (absolute) contributing to the time-dependent CP asymmetries.

Source	δA	δS
Flavor tagging	0.013	0.011
Δt resolution function	0.014	0.022
$B\bar{B}$ background asymmetry	0.030	0.018
$q\bar{q}$ background asymmetry	0.028	< 0.001
Signal modeling	0.004	0.003
Background modeling	0.006	0.018
Fit bias	0.005	0.011
Multiple candidate selection	0.005	0.010
τ_{B^0} and Δm_d	< 0.001	< 0.001
Tag-side interference	0.006	0.011
VXD misalignment	0.004	0.005
Total	0.047	0.040

and

$$S = 0.75_{-0.23}^{+0.20} \pm 0.04, \quad (5)$$

where the first uncertainties are statistical and the second are systematic. This constitutes the first Belle II measurement of CP asymmetries in the decay. Our results agree with previous determinations [13, 14], and the precision obtained for S is better than (similar to) that achieved at Belle (*BABAR*), despite using a data sample only 60–80% the size of the samples used in those experiments. The results are consistent with SM predictions and can provide useful constraints on non-SM physics.

This work, based on data collected using the Belle II detector, which was built and commissioned prior to March 2019, was supported by Science Committee of the Republic of Armenia Grant No. 20TTCG-1C010; Australian Research Council and research Grants No. DP200101792, No. DP210101900, No. DP210102831, No. DE220100462, No. LE210100098, and No. LE230100085; Austrian Federal Ministry of Education, Science and Research, Austrian Science Fund No. P 31361-N36 and No. J4625-N, and Horizon 2020 ERC Starting Grant No. 947006 “InterLeptons”; Natural Sciences and Engineering Research Council of Canada, Compute Canada and CANARIE; National Key R&D Program of China under Contract No. 2022YFA1601903, National Natural Science Foundation of China and research Grants No. 11575017, No. 11761141009, No. 11705209, No. 11975076, No. 12135005, No. 12150004, No. 12161141008, and No. 12175041, and Shandong Provincial Natural Science Foundation Project ZR2022JQ02; the Ministry of Education, Youth, and Sports of the Czech Republic under Contract No. LTT17020 and Charles University Grant No. SVV 260448 and the Czech Science Foundation Grant No. 22-18469S; European Research Council, Seventh Framework PIEF-GA-2013-622527, Horizon 2020 ERC-Advanced Grants No. 267104 and No. 884719, Horizon 2020 ERC-Consolidator Grant No. 819127,

Horizon 2020 Marie Skłodowska-Curie Grant Agreement No. 700525 “NIOBE” and No. 101026516, and Horizon 2020 Marie Skłodowska-Curie RISE project JENNIFER2 Grant Agreement No. 822070 (European grants); L’Institut National de Physique Nucléaire et de Physique des Particules (IN2P3) du CNRS (France); BMBF, DFG, HGF, MPG, and AvH Foundation (Germany); Department of Atomic Energy under Project Identification No. RTI 4002 and Department of Science and Technology (India); Israel Science Foundation Grant No. 2476/17, U.S.-Israel Binational Science Foundation Grant No. 2016113, and Israel Ministry of Science Grant No. 3-16543; Istituto Nazionale di Fisica Nucleare and the research grants BELLE2; Japan Society for the Promotion of Science, Grant-in-Aid for Scientific Research Grants No. 16H03968, No. 16H03993, No. 16H06492, No. 16K05323, No. 17H01133, No. 17H05405, No. 18K03621, No. 18H03710, No. 18H05226, No. 19H00682, No. 22H00144, No. 26220706, and No. 26400255, the National Institute of Informatics, and Science Information NETwork 5 (SINET5), and the Ministry of Education, Culture, Sports, Science, and Technology (MEXT) of Japan; National Research Foundation (NRF) of Korea Grants No. 2016R1D1A1B-02012900, No. 2018R1A2B3003643, No. 2018R1A6A1A-06024970, No. 2018R1D1A1B07047294, No. 2019R1-11A3A01058933, No. 2022R1A2C1003993, and No. RS-2022-00197659, Radiation Science Research Institute, Foreign Large-size Research Facility Application Supporting project, the Global Science Experimental Data Hub Center of the Korea Institute of Science and Technology Information and KREONET/GLORIAD; Universiti Malaya RU grant, Akademi Sains Malaysia, and Ministry of Education Malaysia; Frontiers of Science Program Contracts No. FOINS-296, No. CB-221329, No. CB-236394, No. CB-254409, and No. CB-180023, and No. SEP-CINVESTAV research Grant No. 237 (Mexico); the Polish Ministry of Science and Higher Education and the National Science Center; the Ministry of

Science and Higher Education of the Russian Federation, Agreement No. 14.W03.31.0026, and the HSE University Basic Research Program, Moscow; University of Tabuk research Grants No. S-0256-1438 and No. S-0280-1439 (Saudi Arabia); Slovenian Research Agency and research Grants No. J1-9124 and No. P1-0135; Agencia Estatal de Investigacion, Spain Grant No. RYC2020-029875-I and Generalitat Valenciana, Spain Grant No. CIDE-GENT/2018/020 Ministry of Science and Technology and research Grants No. MOST106-2112-M-002-005-MY3 and No. MOST107-2119-M-002-035-MY3, and the Ministry of Education (Taiwan); Thailand Center of Excellence in Physics; TUBITAK ULAKBIM (Turkey); National Research Foundation of Ukraine, project No. 2020.02/0257, and Ministry of Education and Science of Ukraine; the U.S. National Science Foundation and research Grants No. PHY-1913789 and No. PHY-2111604, and the U.S. Department of Energy and research Awards No. DE-AC06-76RLO1830, No. DE-SC0007983, No. DE-SC0009824, No. DE-SC0009973, No. DE-SC0010007, No. DE-SC0010073, No. DE-SC0010118, No. DE-SC0010504, No. DE-SC0011784, No. DE-SC0012704, No. DE-SC0019230, No. DE-SC0021274, No. DE-SC0022350, No. DE-SC0023470; and the Vietnam Academy of Science and Technology (VAST) under Grant No. DL0000.05/21-23.

These acknowledgements are not to be interpreted as an endorsement of any statement made by any of our institutes, funding agencies, governments, or their representatives.

We thank the SuperKEKB team for delivering high-luminosity collisions; the KEK cryogenics group for the efficient operation of the detector solenoid magnet; the KEK computer group and the NII for on-site computing support and SINET6 network support; and the raw-data centers at BNL, DESY, GridKa, IN2P3, INFN, and the University of Victoria for offsite computing support.

[1] N. Cabibbo, Phys. Rev. Lett. **10**, 531 (1963).

[2] M. Kobayashi and T. Maskawa, Prog. Theo. Phys. **49**, 652 (1973).

[3] Y. Grossman and M. P. Worah, Phys. Lett. B **395**, 241 (1997).

[4] Y. Amhis *et al.* (Heavy Flavor Averaging Group), Phys. Rev. D **107**, 052008 (2023).

[5] M. Beneke and M. Neubert, Nucl. Phys. B **675**, 333 (2003).

[6] C.-W. Chiang, M. Gronau, and J. L. Rosner, Phys. Rev. D **68**, 074012 (2003); M. Gronau, J. L. Rosner, and J. Zupan, Phys. Lett. B **596**, 107 (2004).

[7] J. Chai, S. Cheng, Y.-h. Ju, D.-C. Yan, C.-D. Lü, and Z.-J. Xiao, Chin. Phys. C **46**, 123103 (2022).

[8] D. London and A. Soni, Phys. Lett. B **407**, 61 (1997).

[9] Y. Grossman, Z. Ligeti, Y. Nir, and H. Quinn, Phys. Rev. D **68**, 015004 (2003).

[10] M. Beneke, Phys. Lett. B **620**, 143 (2005).

[11] M. Gronau, J. L. Rosner, and J. Zupan, Phys. Rev. D **74**, 093003 (2006).

[12] R. Fleischer, R. Jaarsma, and K. Keri Vos, Phys. Lett. B **785**, 525 (2018).

[13] B. Aubert *et al.* (BABAR Collaboration), Phys. Rev. D **79**, 052003 (2009).

[14] M. Fujikawa *et al.* (Belle Collaboration), Phys. Rev. D **81**, 011101(R) (2010).

[15] T. Abe *et al.* (Belle II Collaboration), KEK Report 2010-1, arXiv:1011.0352.

[16] E. Kou *et al.*, Prog. Theor. Exp. Phys. **2019**, 123C01 (2019).

[17] K. Akai, K. Furukawa, and H. Koiso (SuperKEKB Group), Nucl. Instrum. Meth. A **907**, 188 (2018).

[18] K. Adamczyk *et al.* (Belle II SVD Collaboration), JINST **17**, P11042 (2022).

[19] D. Lange, Nucl. Instrum. Meth. A **462**, 152 (2001).

[20] E. Barberio, B. van Eijk, and Z. Was, Comp. Phys. Comm. **66**, 115 (1991).

[21] B. Ward, S. Jadach, and Z. Was, Nucl. Phys. B Proc. Suppl. **116**, 73 (2003).

[22] T. Sjöstrand, S. Mrenna, and P. Skands, Comp. Phys. Comm. **178**, 852 (2008).

[23] S. Agostinelli *et al.* (GEANT4 Collaboration), Nucl. Instrum. Meth. A **506**, 250 (2003).

[24] T. Kuhr, C. Pulvermacher, M. Ritter, T. Hauth, and N. Braun (Belle II Framework Software Group), Comput. Software Big Sci. **3**, 1 (2019).

[25] <https://doi.org/10.5281/zenodo.5574115>

[26] R. L. Workman *et al.* (Particle Data Group), Prog. Theor. Exp. Phys. **2022**, 083C01 (2022).

[27] T. Keck, arXiv:1609.06119.

[28] G. C. Fox and S. Wolfram, Phys. Rev. Lett. **41**, 1581 (1978).

[29] D. M. Asner *et al.* (CLEO Collaboration), Phys. Rev. D **53**, 1039 (1996).

[30] S. Brandt, C. Peyrou, R. Sosnowski, and A. Wroblewski, Phys. Lett. **12**, 57 (1964); E. Farhi, Phys. Rev. Lett. **39**, 1587 (1977).

[31] F. Abudinén *et al.* (Belle II Collaboration), Eur. Phys. J. C **82**, 283 (2022).

[32] T. Skwarnicki, PhD thesis, INP Krakow, DESY-F31-86-02 (1986).

[33] H. Albrecht *et al.* (ARGUS Collaboration), Phys. Lett. B **241**, 278 (1990).

[34] K. S. Cranmer, Comp. Phys. Comm. **136**, 198 (2001).

[35] M. Pivk and F. R. Le Diberder, Nucl. Instrum. Meth. A **555**, 356 (2005).

[36] See the Supplementary Material at TO_BE_ADDED for the additional plot.

[37] S. Choudhury *et al.* (Belle Collaboration), Phys. Rev. D **107**, L031102 (2023).

[38] O. Long, M. Baak, R. N. Cahn, and D. P. Kirkby, Phys. Rev. D **68**, 034010 (2003).

[39] F. Abudinén *et al.* (Belle II Collaboration), Phys. Rev. Lett. **127**, 211801 (2021).