

Unveiling the Fifth State of Matter: Insights into Ultra-Hot Plasma and its Applications

Mohammad Mehdi Bagheri-Mohagheghi,^a Behnam Pourhassan,^{a,b,c,d} Emmanuel Saridakis,^{e,f,g} Salvatore Capozziello,^{h,i} Prabir Rudra^j

^a*School of Physics, Damghan University, Damghan, 3671641167, Iran.*

^b*Physics Department, Istanbul Technical University, Istanbul 34469, Turkey.*

^c*Canadian Quantum Research Center 204-3002 32 Ave Vernon, BC V1T 2L7 Canada.*

^d*University of British Columbia Okanagan, Kelowna, Canada.*

^e*Institute for Astronomy, Astrophysics, Space Applications and Remote Sensing (IAASARS), National Observatory of Athens, Athens, Greece.*

^f*Deep Space Exploration Laboratory/School of Physical Sciences, University of Science and Technology of China, Hefei, Anhui 230026, China.*

^g*Departamento de Matemáticas, Universidad Católica del Norte, Avda. Angamos 0610, Casilla 1280 Antofagasta, Chile.*

^h*Dipartimento di Fisica, "E. Pancini", Università "Federico*

II" di Napoli, Compl. Univ. Monte S. Angelo Ed. G, Via Cinthia, I-80126 Napoli, Italy.

ⁱ*Scuola Superiore Meridionale, Largo S. Marcellino 10, I-80138 Napoli, Italy.*

^j*Department of Mathematics, Asutosh College, Kolkata-700 026, India.*

E-mail: bmohagheghi@du.ac.ir, b.pourhassan@du.ac.ir, msaridak@noa.gr, capozziello@unina.it, prudra.math@gmail.com

ABSTRACT: In this work we investigate the dissociation energy of the North (N) and South (S) poles of a quantum magnetic particle, incorporated within both classical and quantum mechanical perspectives. A simple model of a harmonic oscillator is employed to estimate the dissociation energy of the N-S poles, as well as the corresponding breakdown temperature and internal pressure. The results indicate that the separation of magnetic poles occurs in two states: (a) in an ultra-hot plasma medium with extremely high temperatures, such as in the core of a hot star, and (b) at extremely high pressures, such as between internal plates in complex superlattices of layered solids. The breakdown temperature is found to be of the order of 10^7 to 10^8 Kelvin, which is only achievable in an ultra-hot plasma environment, known as the fifth phase of matter. Based on this model, the possibility of dissociation of bonds between N and S magnetic poles for solid superlattices under very high pressures between crystal plates is also calculated. The results suggest that the presence of isolated magnetic monopoles in superlattices of solids under ultra-high-pressure conditions is possible. Consequently, the model proposes that the conductivity of magnetic monopole carriers can be applied in the manipulation of nanomaterials for the production of advanced devices, such as new generations of superconductors, new spin devices and magnetic-electronics, advanced materials with magnetic monopoles, as well as super-dielectrics.

Contents

1	Introduction	1
2	Calculation of dissociation energy of N-S poles	3
2.1	Theoretical model with classical approach	3
2.2	Theoretical model with quantum approach	6
3	Calculation of dissociation pressure of N-S poles in solids with layered structures	9
4	Variational method	10
5	Conclusions	12

1 Introduction

New physics could arise from interactions at particle colliders, primarily depending on the new symmetries at high energies or in extra dimensions. This could bring about fundamental changes in our understanding of the properties during the early universe, due to the presence of new particles in the primordial thermal bath or through phase transitions. Magnetic matter is characterized by two magnetic poles, namely N and S, even on a very small atomic scale. The existence of magnetic dipoles in normal conditions is attributed to a fundamental property of magnetic materials that arises from electron spin. In the standard mode of particle physics it is not possible to separate the two magnetic poles. However, in more complicated theories one may have the appearance of magnetic monopoles [1–8], while recent advanced experiments conducted at very high pressures have started lighting the issue [10–12]. In Fig. 1 we demonstrate that magnetic monopoles behaving like single electric charges, with positive and negative polarity, creating an inward or outward magnetic field around themselves [10–14].

There has been a growing interest in the study of magnetic monopoles, with international experiments being conducted to detect them in artificial spin ice systems [14–16]. Artificial spin ice materials have attracted theoretical and experimental attention in recent years [16–20], as they are related to magnetic charge defects possessing similar properties to those of magnetic monopoles postulated by Dirac. In particular, the “Duality in nature symmetry” provides both electric and magnetic field sources, including magnetic monopoles and magnetic currents. Although magnetic monopoles are elusive as elementary particles, they exist in many materials in the form of quasi-particle elementary excitations. On the other hand, experiments have directly measured magnetic monopoles and associated currents, thereby confirming the predicted symmetry between electricity and magnetism. This field encompasses the conditions for the formation of magnetic monopoles, electrical and thermal conductivity, and their wave and energy equations [14, 20]. Finally, symmetry in nature is an important subject in this field, predicting the existence of itinerant magnetic monopoles as single free charges at low temperatures in Maxwell’s equations.

Dirac’s theory suggests that the existence of magnetic monopoles with an electric unit charge of $Q = (137)e$ is possible, as per the $eg = n\hbar c/2$ Dirac quantization condition (DQC), due to the convergence of nature and the principles of physical phenomenology [21–23]. However, it is not possible to create a magnetic monopole under normal conditions. Only with very high energy,

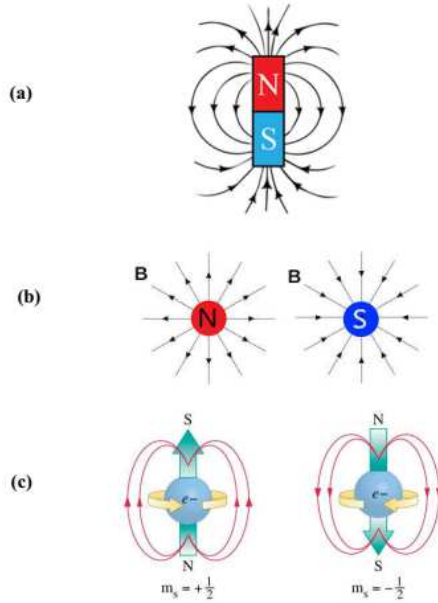


Figure 1. (a) Magnetic dipoles and magnetic field of (B) around it and (b) Magnetic monopoles with isolated separated monopoles of S and N and magnetic field of (B) around it and (c) magnetic moments of an electron in the opposite spin directions [10].

mechanical forces, or ultra-high pressures can magnetic dipoles be broken down into two free magnetic monopoles. Furthermore, applying external pressures in the Giga-Pascal range can induce thermodynamic changes and create new phenomena in complex solid-state structures under critical conditions. For instance, a pressure of a few Giga-pascals can lead to very good conductivity in crystalline helium, as well as in diamonds under high pressures. Induced pressure can alter the initial nature and physical properties of matter [24–27].

In recent years, significant research has been conducted on spin-ice, revealing the existence of magnetic monopoles in some superlattice structures of solids such as pyrochlores structures and superconductor materials. This results in a bound pair of north and south poles that can be fractionalized into two free magnetic monopoles [27–31]. Presently, the spin-ice properties of pyrochlore magnetic materials, including $Yb_2Ti_2O_7$, $Er_2Ti_2O_7$, and $Dy_2Sn_2O_7$, have been investigated. These materials host strong quantum fluctuations of magnetic dipoles due to pseudospin ($1/2$) in magnetic rare-earth elements [32–34].

Thouless et al. (winners of the Physics Nobel Prize in 2016) recently developed a topological model for studying critical phenomena and phase transitions. According to this theory, phase transitions of matter are associated with topological defects, such as vortices or structural holes. The model demonstrates topological phase changes in critical phenomena, such as superconductivity, magnetic ultra-thin films, and superfluids, caused by topological defects [35, 36]. Magnetic monopoles can be considered topological holes based on this theory. Research on magnetic monopoles has expanded to various areas of theoretical and experimental physics, including elementary particle physics, solid-state physics, astrophysics, gravity, and cosmology [37–40].

In the present work we present a simple mechanical and quantum model, based on the energy of a simple harmonic oscillator, to investigate the breaking conditions of magnetic dipole junctions and to obtain their corresponding temperature and internal pressure in solids. The temperature required for this phenomenon is very high, and it can only occur in an ultra-hot plasma environment,

which constitutes the fifth phase of matter. Additionally, we will explore whether these conditions can also be achieved under high mechanical pressures in quantum structures and superlattices of layered solids, potentially offering numerous applications in the future.

2 Calculation of dissociation energy of N-S poles

In this section we present the calculation of dissociation energy of N-S poles, following both a classical as well as a quantum approach.

2.1 Theoretical model with classical approach

Let us consider a magnetic particle with N-S magnetic poles. These poles can be modeled as a simple classic harmonic system, comprising two bodies of mass M connected by a spring of elasticity γ and a relative distance of x , as illustrated in Fig. 2. By adopting this approach, it is possible to compute the dissociation (binding) energy of N-S poles, which is analogous to a classical physics model. Figs. 2 (a) and (b) present a schematic view of N-S magnetic poles of a magnetic particle that transform into two isolated bodies, namely N-pole and S-pole.

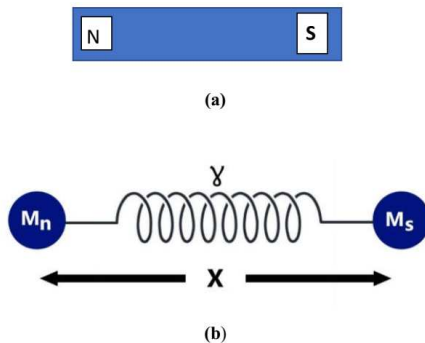


Figure 2. (a) A single magnetic particle with N-S poles. (b) A two-mass oscillator with $M = M_N = M_S = 137m_e$ with relative distance of x .

Let assume that we have a two-body oscillator consisting of M_N and M_S that can be represented as a single-body oscillator with reduced mass ($1/\mu = 1/M_N + 1/M_S$). If x denotes the relative change in the spring length due to the force F , and we consider Newton's second law, we can obtain the following differential equation for the distance (x) of the harmonic system:

$$\mu \frac{d^2 x}{dt^2} + \gamma x = 0, \quad (2.1)$$

where γ is the elasticity of the spring. The solution to equation (2.1) is given by

$$x(t) = A \sin \omega t, \quad (2.2)$$

where ω is defined as

$$\omega = \sqrt{\frac{\gamma}{\mu}}. \quad (2.3)$$

In order to calculate the oscillation frequency ω or the bonding energy of dipoles, we require the spring elasticity constant (γ). The bonding energy of magnetic poles is believed to have a relationship similar to the Coulomb interaction force (F_{N-S}) between two electric charges with a magnitude of $Q_N = Q_S (= 137e)$ that have up and down spins. As predicted by Dirac [22, 23] for

a magnetic monopole based on quantum calculations, and it is illustrated in Figure 3, it can be expressed as

$$F_{N-S} = K \frac{Q_N Q_S}{x^2}, \quad (2.4)$$

where K is the Coulomb constant of the environment which is equal to $1/4\pi\epsilon$. Additionally, x is the relative distance between magnetic monopoles, which is in the sub-atomic range, specifically of the order of the electron's effective radius, and here we consider it to be $10^{-12}m$.

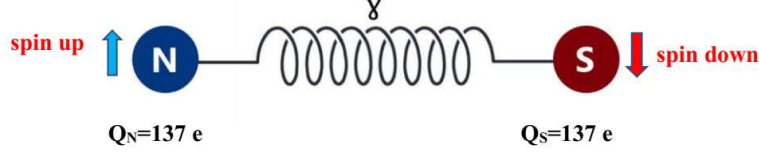


Figure 3. Segregated magnetic poles containing: pole N with 137 electrons of (mean) spin up \uparrow and pole S with 137 electrons of (mean) spin down \downarrow .

In Fig. 3 we illustrate a magnetic quantum particle with a single magnetic charge of Q_N and Q_S equal to $137e$, where \uparrow denotes the spin-up state for the N pole and \downarrow denotes the spin-down state for the S pole. According to the classical mechanics equation of the simple harmonic oscillator, the Coulomb force is equivalent to the elastic force of the oscillator with an elastic constant γ , as expressed in the following equation:

$$F = K \frac{Q_N Q_S}{x^2} = -\gamma x. \quad (2.5)$$

The elastic constant of the spring can be computed using equation (2.5), and the total energy of the system can be determined by considering an equal contribution of potential and kinetic energy, namely

$$\gamma = K \frac{Q_N Q_S}{x^3}, \quad (2.6)$$

and

$$E = E_k + U = 2U = 2\left(\frac{1}{2}\gamma x^2\right) = \gamma x^2. \quad (2.7)$$

Substituting γ from equation (2.6) into the energy equation (2.7), we obtain the total energy of the magnetic bipolar as:

$$E = K \frac{Q_N Q_S}{x^3} x^2 = K \frac{Q_N Q_S}{x}. \quad (2.8)$$

As an example, for this approximation, the dissociation energy of the magnetic dipole in quantum scale is calculated by replacing the approximate value of x in equation (2.8). Assuming that a dielectric constant $k = 10^3$ is given for a typical dielectric material, such as lead zirconate titanate (refer to Table 1), we can calculate K as $K = 1/(4\pi k \epsilon_0) = 10^{-3} \times (9 \times 10^9)$, where x is the relative change in spring length. By substituting Q_N and Q_S into equation (2.8), we can determine the total energy in two states:

(a) If x is considered as $10^{-12}m$ (about ten times the effective electron radius), the energy (E) can be estimated to be 2.7×10^4 electron volts (eV), which is equivalent to the thermal energy at a temperature of 2×10^8 Kelvin, such as that found in the core of hot stars. This energy value can be expressed as:

$$E = \frac{3}{2} k_B \theta_B, \quad (2.9)$$

where k_B is the Boltzmann constant. By substituting the values of E and k_B , we can obtain $\theta_B = 2 \times 10^8$ Kelvin.

	Material	Dielectric constant (ϵ_r)
1	Pyrex (Glass)	4.7 (3.7-10)
2	Diamond	5.5-10
3	Graphite	10-15
4	Silicon	11.68
5	Glycerol	42.5(at 25 C)
6	Titanium dioxide	86-173
7	Strontium titanate	310
8	Barium strontium titanate	500
9	Barium titanate	1200-10,000(20-120 C)
10	Lead zirconate titanate	500-6000
11	Conjugated polymers	1.8-6 up to 100,000
12	Calcium copper titanate	> 250

Table 1. Relative permittivity of various materials at room temperature [41].

(b) If x is considered as $10^{-9}m$ (1nm), such as in the case of a magnetic quantum dot, the corresponding temperature for equivalent thermal energy will be on the order of 105 Kelvin. However, this result is in conflict with the actual corresponding temperature, which is on the order of 108 Kelvin. Hence, this is an indication that the equivalent energy is highly dependent on the mean distance between magnetic dipoles.

The mean distance between magnetic dipoles in a given material can be determined through various experimental techniques, depending on the specific properties of the material and the type of magnetic interaction involved. One common technique is to measure the magnetic susceptibility of the material, which is the extent to which the material becomes magnetized in response to an applied magnetic field. This can provide information about the magnetic properties of the material and the degree of magnetic ordering or clustering of the dipoles.

Another technique is to use microscopy methods such as scanning electron microscopy (SEM) or transmission electron microscopy (TEM) to directly image the magnetic structure of the material at the nanoscale level. This can give insight into the spatial arrangement and distribution of the magnetic dipoles. Furthermore, other methods may involve measuring the magnetic resonance properties of the material, such as the nuclear magnetic resonance (NMR) or the electron paramagnetic resonance (EPR), which can offer information about the dynamics and interactions of the magnetic dipoles.

We should mention here that theoretical modeling and experimental measurements collaborate in order to determine the mean distance between magnetic dipoles in a material, by providing complementary information about the physical properties of the system. Theoretical models can provide a framework for understanding the underlying physical mechanisms that govern the magnetic interactions between dipoles, and can predict the expected behavior of the system under different conditions. These models often involve simplifying assumptions and approximations, and may require input parameters based on experimental measurements, such as magnetic susceptibility or magnetic resonance properties. On the other hand, experimental measurements provide direct observation of the physical properties of the material, such as the magnetic susceptibility or the spatial arrangement of the dipoles. These measurements can validate or refine the assumptions and parameters used in theoretical models, and can offer insights into the limitations of the model. By combining the information from theoretical models and experimental measurements, researchers can refine their understanding of the magnetic properties of the material and improve their predictions of the mean distance between magnetic dipoles. This iterative process of modeling

and experimentation is a key aspect of scientific research, and can lead to deeper insights into the fundamental physical processes that govern the behavior of magnetic systems.

2.2 Theoretical model with quantum approach

A quantum approach is also possible by considering the system as a quantum harmonic oscillator. For a quantum oscillator with a reduced mass of μ we have

$$E = (n + \frac{1}{2})\hbar\omega, \quad (2.10)$$

where $\omega = \sqrt{\frac{\gamma}{\mu}}$, while the minimum energy (base state) of the oscillator, corresponding to $n = 0$, can be expressed as:

$$E_{min} = \frac{1}{2}\hbar\omega. \quad (2.11)$$

By substituting γ from equation (2.6) into equation (2.10) for ω , and considering the reduced mass $\mu = M/2$ with $M = 137m_e$, we obtain:

$$E = \frac{\hbar}{2} \sqrt{\frac{2KQ_NQ_S}{Mx^3}}. \quad (2.12)$$

Equation (2.12) expresses the total energy of the magnetic bipolar system in terms of the quantum harmonic oscillator model, using the reduced mass μ and the angular frequency ω of the oscillator. Additionally, it shows that the energy of the system is proportional to the square root of the product of the spring constant K , the magnetic charges Q_N and Q_S , and the inverse cube of the relative change in spring length x .

In the context of the quantum harmonic oscillator, equation (2.12) provides a way to calculate the energy levels of the system based on the quantum number n , which determines the number of energy quanta or ‘‘oscillations’’ in the system. The equation shows that the minimum energy of the system is proportional to the angular frequency ω , which depends on the spring constant and the reduced mass.

The significance of equation (2.12) in the context of the quantum harmonic oscillator is that it provides a theoretical framework for understanding the behavior of the magnetic bipolar system in terms of quantum mechanical principles. By using this equation, one can make predictions about the energy levels and properties of the system, and compare these predictions with experimental measurements to test the validity of the model.

Suppose we have a magnetic bipolar system with magnetic charges $Q_N = Q_S = 5 \times 10^{-18}\text{C}$, a spring constant $K = 2 \times 10^{-6}\text{N/m}$, and a relative change in spring length $x = 10^{-9}\text{m}$. We can calculate the reduced mass of the system using $\mu = M/2$, with $M = 137m_e$, where m_e is the mass of the electron, acquiring

$$\mu = \frac{M}{2} = \frac{137m_e}{2} \approx 1.23 \times 10^{-26}\text{kg}. \quad (2.13)$$

We can then calculate the angular frequency of the quantum harmonic oscillator using the expression $\omega = \sqrt{\frac{\gamma}{\mu}}$, where $\gamma = KQ_NQ_S/x^3$, which yields

$$\omega = \sqrt{\frac{\gamma}{\mu}} = \sqrt{\frac{2KQ_NQ_S}{Mx^3}} \approx 1.05 \times 10^{16}\text{rad/s}. \quad (2.14)$$

Using (2.10) we can calculate the energy levels of the system for different values of the quantum number n . For example, when $n = 0$ we can use (2.11) to calculate the minimum energy of the system as

$$E_{min} = \frac{1}{2}\hbar\omega \approx 3.29 \times 10^{-20}\text{J}. \quad (2.15)$$

Similarly, when $n = 1$ the energy of the system can be calculated using equation (2.10) as

$$E = \left(1 + \frac{1}{2}\right) \hbar\omega \approx 9.88 \times 10^{-20} \text{J}, \quad (2.16)$$

while for $n = 2$ the energy is

$$E = \left(2 + \frac{1}{2}\right) \hbar\omega \approx 1.65 \times 10^{-19} \text{J}. \quad (2.17)$$

By calculating the energy levels of the system for different values of n , we can gain insight into the behavior and properties of the magnetic bipolar system, and compare these predictions with experimental measurements to test the validity of the model.

In addition to equation (2.10) we have the Schrödinger equation, a fundamental equation of quantum mechanics that describes the behavior of a system in terms of its wave function. The time-independent Schrödinger equation for a one-dimensional harmonic oscillator is given by:

$$\frac{d^2\psi(x)}{dx^2} + \frac{2m}{\hbar^2} \left[E - \frac{1}{2}m\omega^2 x^2 \right] \psi(x) = 0, \quad (2.18)$$

where $\psi(x)$ is the system wave function, m is the mass of the particle, ω is the angular frequency of the oscillator, and E is the total energy of the system. The solutions to this equation are the energy eigenstates of the system, which are characterized by discrete energy levels that are quantized in units of $\hbar\omega$. The energy levels are

$$E_n = \left(n + \frac{1}{2}\right) \hbar\omega, \quad (2.19)$$

where n is the quantum number that determines the number of energy quanta or “oscillations” in the system. The Schrödinger equation provides a more rigorous and general approach to calculating the energy levels, and can be used to study the behavior of the magnetic bipolar system in more detail. However, it can be more complex and computationally demanding than the simpler harmonic oscillator model expressed by equation (2.10).

Based on the above discussion, we can estimate the energy of a quantum oscillator using $Q_N = Q_S = 137e$ and a mean distance of $x = 10^{-12}m$. In this case, we can use (2.12) to obtain the energy of the system, which is approximately

$$E = 4.38 \times 10^{-16} \text{J} = 2.74 \times 10^3 \text{eV}. \quad (2.20)$$

Furthermore, we can calculate the equivalent temperature of the system using the Boltzmann constant k_B and the energy E , obtaining

$$\theta = \frac{E}{k_B} = 2.1 \times 10^7 \text{K}. \quad (2.21)$$

These expressions provide a way to estimate the energy and temperature of a quantum oscillator based on the magnetic charges and mean distance between the magnetic dipoles. These estimates can be used to gain insight into the behavior and properties of the system, and can be compared with experimental measurements to test the validity of the model. Note that it is possible to calculate the energy and temperature of a system with different magnetic charges using (2.12) and the Boltzmann constant, as long as the inter-dipole separation x and the spring constant K are known. To calculate the energy of the system, we can simply substitute the new values of the magnetic charges Q_N and Q_S into (2.12), along with the known values of x and K , and solve for E . Similarly, we can calculate the equivalent temperature of the system using the Boltzmann constant k_B and the energy E , as given by (2.21). It is important to mention that relation (2.12)

assumes that the system is a quantum harmonic oscillator, and that the magnetic dipoles are in thermal equilibrium with their surroundings. In reality, there may be other factors that affect the energy and temperature of the system, such as external magnetic fields, thermal gradients, or non-equilibrium initial conditions. Therefore, the calculated values of energy and temperature should be interpreted as estimations, and be compared with experimental measurements to test the validity of the assumptions and model.

According to the quantum harmonic oscillator model, the breakdown temperature θ is of the order of 10^7 , which agrees reasonably well with the results obtained from the mechanical approach. However, it is important to note that under normal conditions, it is not possible for the magnetic poles to separate, and this only occurs in extremely hot environments such as hot stars where matter exists in the ultra-hot plasma phase. In this phase, matter becomes suitably hot that it undergoes ionization and the magnetic poles separate, resulting to the existence of magnetic monopoles. This state of matter is referred to as the fifth state of matter. Fig. 4 illustrates the phase change from the solid state to the ultra-hot plasma phase, as temperature increases.

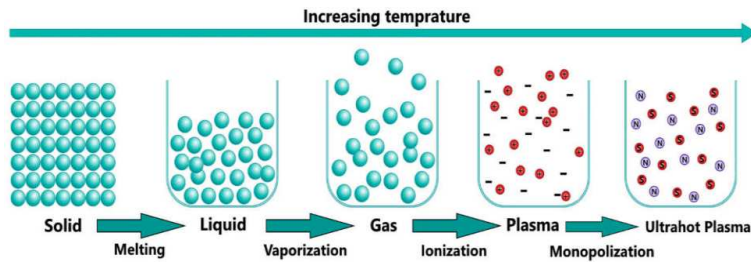


Figure 4. The phase change of matter from solid to ultra-hot plasma with increasing temperature.

The investigation of the fifth state of matter can be performed in the following fields:

Nuclear fusion: The ultra-hot plasma phase is relevant to the study of nuclear fusion, which involves the combination of atomic nuclei to form heavier elements with the release of energy. In order to achieve nuclear fusion, a plasma of hydrogen isotopes must be heated to ultra-high temperatures and densities, which can be achieved by using magnetic confinement techniques. Understanding the behavior of matter in the ultra-hot plasma phase is essential for the development of practical fusion reactors.

Astrophysics: The fifth state of matter is relevant to the study of astrophysics, as it is present in high-energy environments such as stars, supernovae, and active galactic nuclei. Understanding the behavior of ultra-hot plasmas in these environments is essential for understanding the dynamics and evolution of the universe.

Materials science: The fifth state of matter is relevant to the study of materials science, as it can be used to produce materials with unique properties and applications. For example, ultra-hot plasma can be used to create thin films, nanoparticles, and other materials with precise control their properties, such as composition, size, and structure.

Plasma processing: The fifth state of matter is used in plasma processing, which involves using plasma to modify the surface properties of materials. For instance, the plasma can be used to clean, , or deposit materials with high precision, which is useful in the fabrication of microelectronics, solar cells, and other devices.

In summary, understanding the fifth state of matter is important for advancing our knowledge and capabilities in a wide range of fields, from energy production and astrophysics to materials science and microelectronics.

3 Calculation of dissociation pressure of N-S poles in solids with layered structures

Let us now proceed to a different potential scenario for the separation of magnetic poles in a superlattice of layered nanostructured solids, where extremely high pressures are created between the plates. In fact, in the presence of heavy ions, the ultra-high pressures in these layered solids may lead to the decomposition of magnetic poles (as shown in Fig. 5). The pressure between

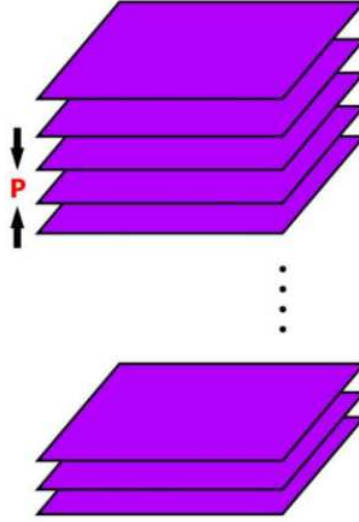


Figure 5. Atomic layers contain heavy atoms in the superlattices of solids with layered structures that lead to extremely high pressures.

the plates in a solid-state superlattice can be calculated using the P-E relationships in solid-state physics. However, according to thermodynamics, the relationships between internal pressure (P) and energy density (E) in solids are given by

$$P = - \left(\frac{\partial E}{\partial V} \right)_N, \quad (3.1)$$

and

$$P = \frac{2}{3} \frac{E}{V}, \quad (3.2)$$

where E and V represent the energy density and volume of the solid, respectively. Using these equations, we can estimate the pressure between the plates in a solid-state superlattice, given the energy value from (2.20). If we assume $V = a^3$, where a is the lattice constant (equal to $5 \times 10^{-10}m$ or 5 \AA for a typical solid lattice), then for an energy of $E \approx 10^{-16}J$, the pressure (P) is on the order of $\approx 10^{12}$ Pascal. Such high pressures are achievable between the plates of a superlattice. The pressure between the plates in a solid-state superlattice can be estimated using thermodynamic equations, and can reach extremely high values due to the ultra-high pressures created between the plates. In Fig. 6 we illustrate the formation of magnetic dipoles under ultra-high pressure between atomic layers in a solid-state superlattice, both before bond breaking (Fig. 6(a)) and after the formation of free magnetic monopoles (Fig. 6(b)). The N-S dipoles between the atomic layers convert into two single charges after bond breaking, resulting to the production of a super-current due to the mobility of the free magnetic monopoles.

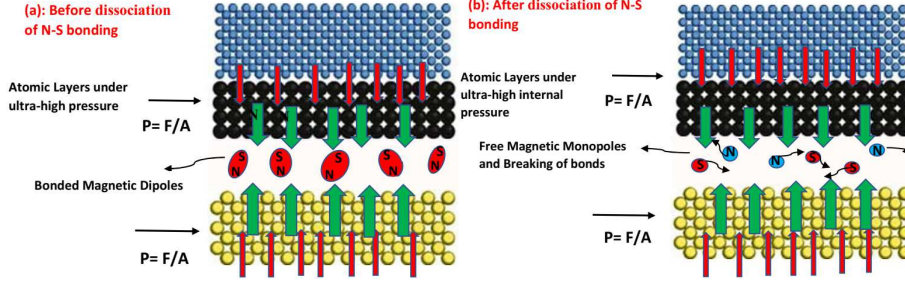


Figure 6. (a) Magnetic dipoles under ultra-high pressure between atomic layers before bond breaking. (b) Free magnetic monopoles between atomic layers after bond breaking and mobility of free monopoles.

The production of a super-current in a solid-state superlattice with free magnetic monopoles has important practical implications. Super-currents are a type of electrical current that flow with zero resistance, which means that they can flow indefinitely without any loss of energy. This property is known as superconductivity, and it is observed in certain materials at very low temperatures. The production of a super-current due to the mobility of free magnetic monopoles in a solid-state superlattice is significant because it suggests the possibility of creating new types of superconducting materials that operate at higher temperatures and under less extreme conditions. Currently, most superconducting materials require extremely low temperatures and high pressures to achieve superconductivity, which limits their practical applications. If a solid-state superlattice could be engineered to produce a super-current at higher temperatures and pressures, it could have important applications in a wide range of fields, such as energy transmission, magnetic levitation, and high-speed computing. Additionally, the discovery of new types of superconducting materials could have a profound impact on our understanding of condensed matter physics and could lead to new discoveries in fundamental physics.

4 Variational method

The variational method is a powerful and versatile tool in the analysis of magnetic dipoles and their interactions with other particles [42]. It is a mathematical technique that allows us to estimate the ground state energy of a quantum mechanical system by choosing a trial wave function that approximates the ground state wave function of the system. The energy of the trial wave function is then calculated and minimized with respect to the parameters of the wave function, yielding an estimate of the ground state energy of the system.

In the context of magnetic dipoles, the variational method has been used to estimate the energy of a magnetic dipole in the presence of a magnetic field. This can provide valuable insights into the behavior of magnetic dipoles and their interactions with other particles, and can help to guide the design of new materials and devices. Additionally, it has been applied in a wide range of studies related to magnetic dipoles. For instance, it has been used to investigate the properties of magnetic nanoparticles, which are important for a variety of applications such as data storage, biomedical imaging, and drug delivery.

The variational method has been used to estimate the energy of a magnetic nanoparticle in the presence of an external magnetic field [43]. The trial wave function is chosen to be a linear combination of atomic orbitals, and the energy is minimized with respect to the coefficients of the wave function. Hence, the resulting energy estimate is used to study the magnetic properties of the particle and its interactions with other particles.

Another example of the variational method application in the analysis of magnetic dipoles, is in the study of spin crossover compounds. Spin crossover compounds are molecules that can switch between two different spin states, and are of interest for their potential applications in data storage and molecular electronics. Additionally, the variational method was used to estimate the energy of a spin crossover compound in the presence of a magnetic field. The trial wave function was chosen to be a linear combination of atomic orbitals, and the energy was minimized with respect to the coefficients of the wave function. The resulting energy estimation was used to study the properties of the compound in different spin states, and to explore its potential applications in data storage and molecular electronics.

Let us summarize here some examples of the variational method application in magnetic dipole analysis:

- 1- Study of magnetic domain walls: Domain walls are interfaces between regions of different magnetic orientations and are important in magnetic data storage and spintronics. The variational method has been used to estimate the energy of a domain wall in the presence of a magnetic field, and to study the properties of the wall and its interactions with other particles.
- 2- Calculation of magnetic moments: The magnetic moment is a fundamental property of magnetic dipoles and is critical for understanding their behavior and interactions. The variational method has been used to estimate the magnetic moment of a dipole in the presence of a magnetic field, and to study how the moment changes with different external conditions.
- 3- Analysis of magnetic anisotropy: Magnetic anisotropy refers to the directional dependence of the magnetic properties of a material, and is important in a variety of applications such as data storage and magnetic sensing. The method has been used to estimate the energy of a magnetic dipole in the presence of an anisotropic magnetic field, and to study the anisotropy of different materials.
- 4- Investigation of magnetic nanoparticles: Magnetic nanoparticles are important for a variety of applications such as biomedical imaging and drug delivery. The method has been used to estimate the energy of a nanoparticle in the presence of an external magnetic field, and to study the magnetic properties of the particle and its interactions with other particles. Finally, the method has been used in the design and development of new magnetic materials with specific properties. One example is its use to optimize the magnetic properties of magnetic alloys.

While the variational method is a powerful tool in the design and optimization of magnetic materials, it is not without limitations and challenges. Here we present some of the limitations and challenges of using the method in material design:

- 1- Choice of trial wave function: The accuracy of the method depends on the choice of the trial wave function. If the trial wave function is not a good approximation of the ground state wave function, the energy estimation will be inaccurate. Choosing an appropriate trial wave function can be challenging, especially for complex materials.
- 2- Computational complexity: The variational method involves the computation of integrals and the minimization of energy with respect to the parameters of the wave function. These calculations can be computationally intensive and require significant computational resources, especially for larger and more complex systems.
- 3- Sensitivity to external conditions: The energy estimates obtained from the variational method can be sensitive to external conditions such as temperature, pressure, and magnetic field strength. This can make it difficult to accurately predict the behavior of a material under different conditions.
- 4- Limited applicability: The method is a quantum mechanical technique and is therefore limited to the analysis of materials at the atomic and molecular level. It may not be applicable to the analysis of materials at larger scales.

However, despite the aforementioned limitations and challenges, the variational method remains a valuable tool in the design and optimization of magnetic materials. Its ability to estimate the energy of a quantum mechanical system in the presence of external fields makes it a powerful

technique for optimizing the magnetic properties of materials for specific applications.

5 Conclusions

In this work, we investigated the conditions under which magnetic dipoles can separate. As we saw, we found that in a classical model of a harmonic oscillator, isolated magnetic monopoles exist in the presence of very high energy or temperature and pressure. A similar result was obtained using quantum mechanics at a good approximation level. Our results suggest that the separation of magnetic poles, as the fifth phase of matter, can occur in two states: (a) in a very hot plasma environment with extremely high temperatures, such as in the center of a hot star, and (b) at extremely high pressures, such is the case between internal plates in complex superlattices of layered solids.

In particular, we showed that the simple harmonic oscillator model, in both classical and quantum mechanics, is successful in calculating the breaking energy of a magnetic dipole particle. Moreover, the model suggests that it is possible to create magnetic monopoles in hot plasma media, with a breakdown temperature (θ) on the order of 10^7 , results that are consistent in both classical and quantum approaches. Furthermore, based on this model, we calculated that the dissociation of bonds between N and S magnetic poles in solid superlattices occurs at very high pressures between crystal plates. For a typical solid superlattice, if the energy is $E \approx 10^{-16} J$ then the pressure can be on the order of $P \approx 10^{12}$ Pascal, a value that is achievable between plates in superlattices such as perovskite and pyrochlore. Lastly, the model may have potential practical applications in constructing new spin devices and advanced magnetic-electronics materials with magnetic monopole carriers using layered superlattice solids.

Acknowledgments

P.R. acknowledges the Inter University Centre for Astronomy and Astrophysics (IUCAA), Pune, India for granting visiting associateship.

References

- [1] G. 't Hooft, "Magnetic Monopoles in Unified Gauge Theories," Nucl. Phys. B **79**, 276-284 (1974).
- [2] C. Montonen and D. I. Olive, "Magnetic Monopoles as Gauge Particles?," Phys. Lett. B **72**, 117-120 (1977).
- [3] J. Preskill, "Cosmological Production of Superheavy Magnetic Monopoles," Phys. Rev. Lett. **43**, 1365 (1979).
- [4] D. J. Gross and M. J. Perry, "Magnetic Monopoles in Kaluza-Klein Theories," Nucl. Phys. B **226**, 29-48 (1983).
- [5] N. E. Mavromatos and S. Sarkar, "Magnetic monopoles from global monopoles in the presence of a Kalb-Ramond Field," Phys. Rev. D **95**, no.10, 104025 (2017).
- [6] N. E. Mavromatos and V. A. Mitsou, "Magnetic monopoles revisited: Models and searches at colliders and in the Cosmos," Int. J. Mod. Phys. A **35**, no.23, 2030012 (2020).
- [7] A. Addazi, J. Alvarez-Muniz, R. Alves Batista, G. Amelino-Camelia, V. Antonelli, M. Arzano, M. Asorey, *et al.* "Quantum gravity phenomenology at the dawn of the multi-messenger era—A review," Prog. Part. Nucl. Phys. **125**, 103948 (2022).
- [8] G. G. Luciano and E. Saridakis, " $P - v$ criticalities, phase transitions and geometrothermodynamics of charged AdS black holes from Kaniadakis statistics," [arXiv:2308.12669 [gr-qc]].

- [9] K. A. Bronnikov, “Regular magnetic black holes and monopoles from nonlinear electrodynamics,” *Phys. Rev. D* **63**, 044005 (2001).
- [10] O. Gould and A. Rajantie, ”Magnetic Monopole Mass Bounds from Heavy-Ion Collisions and Neutron Stars”, *Phys. Rev. Lett.* **119**, 241601 (2017).
- [11] B. Acharya *et al.* [MoEDAL], “Search for Magnetic Monopoles with the MoEDAL Forward Trapping Detector in 13 TeV Proton-Proton Collisions at the LHC,” *Phys. Rev. Lett.* **118**, no.6, 061801 (2017).
- [12] B. Acharya *et al.* [MoEDAL], “Search for magnetic monopoles with the MoEDAL forward trapping detector in 2.11 fb^{-1} of 13 TeV proton-proton collisions at the LHC,” *Phys. Lett. B* **782**, 510-516 (2018).
- [13] S. Eidelman *et al.* (Particle Data Group), “Magnetic Monopole Searches”, *Phys. Lett. B* **592**, 1 (2004).
- [14] X-G. Wen, E. Witten, “Electric and magnetic charges in superstring models”, *Nuclear Physics B* **261**, 651 (1985).
- [15] R.F. Wang, C. Nisoli, R.S. Freitas, J. Li, W. McConville, B.J. Cooley, M.S. Lund, N. Samarth, C. Leighton, V.H. Crespi, P. Schiffer, “Artificial spin ice in a geometrically frustrated lattice of nanoscale ferromagnetic islands”, *Nature* **439** (2006) 303-306.
- [16] E. Mengotti, L.J. Heyderman, A. Fraile Rodriguez, A. Bisig, L. Le Guyader, F. Nolting, H.B. Braun, “Building blocks of an artificial kagome spin ice: Photoemission electron microscopy of arrays of ferromagnetic islands”, *Phys. Rev. B* **78** (2008) 144402.
- [17] A. Remhof, A. Schumann, A. Westphalen, H. Zabel, “Magnetostatic interactions on a square lattice”, *Phys. Rev. B* **77** (2008) 134409.
- [18] S. Ladak, D.E. Read, W. Branford, L.F. Cohen, “Direct observation and control of magnetic monopole defects in an artificial spin-ice material”, *New J. Phys.* **13** (2011) 063032.
- [19] P. Mellado, O. Petrova, Y.C. Shen, O. Tchernyshyov, “Dynamics of Magnetic Charges in Artificial Spin Ice”, *Phys. Rev. Lett.* **105** (2010) 187206.
- [20] S. Coleman, “The Magnetic Monopole 50 years Later”, reprinted in *Aspects of Symmetry*.
- [21] M. W. Ray, E. Ruokokoski, S. Kandel, M. Möttönen, D. S. Hall, “Observation of Dirac monopoles in a synthetic magnetic field”, *Nature* **505** (2014) 657-660.
- [22] D. J. P. Morris *et al.* “Dirac strings and magnetic monopoles in the spin ice $Dy_2Ti_2O_7$ ”, *Science* **326** (2009) 411-414.
- [23] Y. Tokiwa *et al.* “Possible observation of highly itinerant quantum magnetic monopoles in the frustrated pyrochlore $Yb_2Ti_2O_7$ ”, *Nat. Commun.* **7** (2016) 10807.
- [24] N. Shannon, O. Sikora, F. Pollmann, K. Penc, P. Fulde, “Quantum ice: a quantum Monte Carlo study”, *Phys. Rev. Lett.* **108** (2012) 067204.
- [25] O. Benton, O. Sikora, N. Shannon, “Seeing the light: Experimental signatures of emergent electromagnetism in a quantum spin ice”, *Phys. Rev. B* **86** (2012) 075154.
- [26] M. J. P. Gingras, P. A. McClarty, “Quantum spin ice: a search for gapless quantum spin liquids in pyrochlore magnets”, *Rep. Prog. Phys.* **77** (2014) 056501.
- [27] M. S. Block, D. N. Sheng, O. I. Motrunich, M. P. A. Fisher, “Spin Bose-metal and valence bond solid phases in a spin 1/2 model with ring exchanges on a four-leg triangular ladder”, *Phys. Rev. Lett.* **106** (2011) 157202.
- [28] M. Barkeshli, H. Yao, S. A. Kivelson, “Gapless spin liquids: Stability and possible experimental relevance”, *Phys. Rev. B* **87** (2013) 140402.
- [29] D. Watanabe *et al.* “Novel Pauli-paramagnetic quantum phase in a Mott insulator”, *Nat. Commun.* **3** (2012) 1090.

- [30] Z. Hao, A. G. R. Day, M. J. P. Gingras, “Bosonic many-body theory of quantum spin ice”, *Phys. Rev. B* 90 (2014) 214430.
- [31] C. Wang, T. Senthil, “Time-reversal symmetric U(1) quantum spin liquids”, *Phys. Rev. X* 6 (2016) 011034.
- [32] K. A. Ross, L. Savary, B. D. Gaulin, L. Balents, “Quantum excitations in quantum spin ice”, *Phys. Rev. X* 1 (2011) 021002.
- [33] R. Applegate et al. “Vindication of $Yb_2Ti_2O_7$ as a model exchange quantum spin ice” *Phys. Rev. Lett.* 109 (2012) 097205.
- [34] M. Hirschberger, J. W. Krizan, R. J. Cava, N. P. Ong, “Large thermal Hall conductivity of neutral spin excitations in a frustrated quantum magnet” *Science* 348 (2015) 106-109.
- [35] D. J. Thouless, F. Duncan, M. Haldane, and J. M. Kosterlitz, “Theoretical discoveries of topological phase transitions and topological phases of matter”, *Scientific Background on the Nobel Prize in Physics* 2016.
- [36] S. Tanaka, “High temperature superconductivity: History and Outlook”, *JSAP International* 4 (2001) 17.
- [37] A. Uri et al. “Nanoscale imaging of equilibrium quantum Hall edge currents and of the magnetic monopole response in graphene”, *Nat. Phys.* 16 (2020) 164-170.
- [38] J. Rodrigues, L. Mól, “Towards magnetic monopole interaction measurement in artificial spin ice systems” *J. Magn. Mater.* 458 (2018) 327-334.
- [39] L. Mei et al., “Pressure responses of halide perovskites with various compositions, dimensionalities and morphologies, *Matter Radiat*”, *Extremes* 5 (2020) 018201.
- [40] T. S. de Paiva et al. “Effects of magnetic monopoles charge on the cracking reversal processes in artificial square ices”, *Scientific Reports* 10 (2020) 9959.
- [41] N. W. Ashcroft; N. D. Mermin, “*Solid State Physics*”, Chapter 2, New York : Holt, Rinehart and Winston, Published in 1976.
- [42] B. Narzilloev, J. Rayimbaev, A. Abdujabbarov, et al. “Dynamics of charged particles and magnetic dipoles around magnetized quasi-Schwarzschild black holes”, *Eur. Phys. J. C* 81 (2021) 269.
- [43] P. K. Kennedy and D. H. Kobe, “Energy variational principle for systems in magnetic fields: Application to the anisotropic harmonic oscillator”, *Phys. Rev. A* 30 (1984) 51.