

First combined tuning on transverse kinematic imbalance data with and without pion production constraints

GENIE Collaboration

Weijun Li,^a Marco Roda,^b Júlia Tena-Vidal,^c Costas Andreopoulos,^b Xianguo Lu,^d Adi Ashkenazi,^c Joshua Barrow,^e Steven Dytman,^f Hugh Gallagher,^g Alfonso Andres Garcia Soto,^h Steven Gardiner,ⁱ Matan Goldenberg,^c Robert Hatcher,ⁱ Or Hen,^j Igor D. Kakorin,^k Konstantin S. Kuzmin,^{k,l} Anselmo Meregalia,^m Vadim A. Naumov,^k Afroditi Papadopoulou,ⁿ Gabriel Perdue,ⁱ Komninos-John Plows,^b Alon Sportes,^c Noah Steinberg,ⁱ Vladyslav Syrotenko,^g Jeremy Wolcott^g and Qiyu Yan^{o,d}

^a*Dept. of Physics, University of Oxford,
Oxford OX1 3RH, UK*

^b*Dept. of Physics, University of Liverpool,
Liverpool L69 7ZE, UK*

^c*Tel Aviv University,
Tel Aviv 69978, Israel*

^d*University of Warwick,
Coventry CV4 7AL, United Kingdom*

^e*University of Minnesota Twin Cities,
Minneapolis, MN 55455, USA*

^f*Dept. of Physics and Astronomy, University of Pittsburgh,
Pittsburgh PA 15260, USA*

^g*Dept. of Physics and Astronomy, Tufts University,
Medford MA 02155, USA*

^h*Instituto de Física Corpuscular,
46980, Paterna, València, Spain*

ⁱ*Fermi National Accelerator Laboratory,
Batavia, Illinois 60510, USA*

^j*Massachusetts Institute of Technology,
Dept. of Physics, Cambridge, MA 02139, USA*

^k*Joint Institute for Nuclear Research (JINR),
Dubna, Moscow region, 141980, Russia*

^l*Alikhanov Institute for Theoretical and Experimental Physics (ITEP) of NRC “Kurchatov Institute”,
Moscow, 117218, Russia*

^m*CENBG, Université de Bordeaux,
CNRS/IN2P3, 33175 Gradignan, France*

ⁿArgonne National Laboratory,
Argonne, IL 60439, USA

^oUniversity of the Chinese Academy of Sciences,
Beijing 100864, China

E-mail: weijun.li@physics.ox.ac.uk, mroda@liverpool.ac.uk,
jtenavidal@tauex.tau.ac.il, c.andreopoulos@cern.ch,
xianguo.lu@warwick.ac.uk

ABSTRACT: We present the first combined tuning, using GENIE, of four transverse kinematic imbalance measurements of neutrino-hydrocarbon scattering, both with and without pion final states, from the T2K and MINERvA experiments. As a proof of concept, we have simultaneously tuned the initial state and final-state interaction models (SF-CFG and hA, respectively), producing a new effective model that more accurately describes the data.

ARXIV EPRINT: [2404.08510](https://arxiv.org/abs/2404.08510)

Contents

1	Introduction	1
2	TKI measurements	2
3	GENIE model selection	4
4	Tuning initial-state and FSI models on TKI data	5
4.1	Data points	7
4.2	Model parameters	8
5	The first TKI-driven GENIE tunes	12
5.1	Reduced tune: G24-c	13
5.2	Alternative tune: G24-t	18
5.3	Discussion	18
6	Summary and outlook	19
A	Combinations of observables	23
B	π^0 FSI fate decomposition for G24-0 and G24-c	25

1 Introduction

Neutrinos play a central role in advancing our understanding of physics and addressing fundamental inquiries in contemporary science. The Hyper-Kamiokande experiment [1] aims to conduct precise measurements of charge parity violation within the neutrino sector, a phenomenon believed to be closely linked to the observed matter-antimatter asymmetry in the universe. Similarly, the Deep Underground Neutrino Experiment (DUNE) [2–6] promises the same, in addition to elucidating the neutrino mass ordering. Whether seeking to ascertain Standard Model parameters or probing for exotic phenomena, significant enhancements in both theoretical frameworks and computational simulations of neutrino-nucleus interactions are imperative. As neutrinos interact mainly with nucleons inside the nucleus, the interaction is subject to nuclear effects, namely the nucleon initial state and final-state interactions (FSIs). These effects are difficult to calculate and can alter the final event topology by changing the number of final state pions with respect to the interactions on free nucleons. Notably, the neutrino flux at DUNE yields a comparable proportion of events with and without pions in the final state, highlighting the pressing need for a generator capable of accurately describing both event topologies.

The large data samples and superb imaging capabilities of modern neutrino experiments offer us a detailed new look at neutrino interaction physics. Recently, the GENIE [7, 8] Collaboration has made substantial progress towards a global tuning using neutrino, charged lepton and hadron scattering data, in an attempt to integrate new experimental constraints with state-of-the-art theories and construct robust and comprehensive simulations of neutrino interactions with matter. Cross-experiment and cross-topology analyses are challenging tasks as each measurement features its unique selection criteria and various other aspects, such as the neutrino flux. GENIE has built an advanced tuning framework that enables the validation and tuning of comprehensive interaction models using an extensive curated database of measurements of neutrino, charged lepton and hadron scattering off nucleus and nuclei. So far, the non-resonant backgrounds [9], hadronization [10] and the quasielastic (QE) and 2-particle-2-hole (2p2h) components [11] of the neutrino-nucleus interaction have been tuned with ν_μ and $\bar{\nu}_\mu$ charged-current (CC) pionless (0π) data from MiniBooNE, T2K and MINERvA. A partial tune was performed for each experiment, highlighting the neutrino energy dependence on the QE and 2p2h tuned cross sections. Even though post-tune predictions enhanced the data description for each experiment, the added degrees of freedom were not sufficient to fully describe all CC 0π data and exhibited tensions with some proton observables [11]. More exclusive measurements result in additional model constraints. In addition, observables that are sensitive to targeted aspects of the complex dynamics of neutrino interactions are invaluable for model tuning. The transverse kinematic imbalance (TKI) [12, 13], a final-state correlation between the CC lepton and the hadronic system, is a good example since it is sensitive to the initial-state nuclear environment and hadronic FSI. Our next step is to incorporate TKI data from experiments where various exclusive topologies at different energies are considered. This marks the first combined tuning on TKI data with and without pions in the final states and serves as the starting point of a more comprehensive tuning effort in the energy region most relevant for future accelerator-based neutrino experiments.

This paper is structured as follows: In Sec. 2 and Sec. 3, we review the TKI measurements and GENIE models respectively. In Sec. 4, we detail the tuning considerations and procedures. Results are summarized in Sec. 5, highlighting how the data-MC discrepancy in the MINERvA- π^0 TKI measurement [14] is resolved while maintaining good data-MC agreement elsewhere. We conclude in Sec. 6.

2 TKI measurements

TKI is a methodology based on the conservation of momentum in neutrino interactions. In essence, it involves quantifying the imbalance between the observed transverse momentum of the final-state particles and the expected transverse momentum from neutrino interactions with free nucleons [12, 13]. This “kinematic mismatch” together with its longitudinal and three-dimensional variations [15, 16], and the derived asymmetry [17], has been a crucial set of observables, establishing a pathway to extract valuable information about the participating particles and the underlying nuclear processes. Recent experimental results from neutrino experiments such as T2K [18, 19], MINERvA [14, 20–22], and MicroBooNE [23–

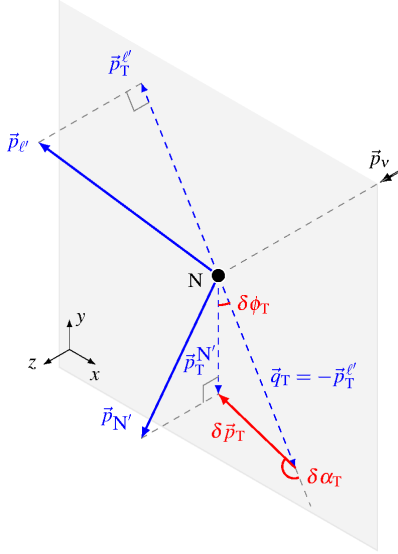


Figure 1: Schematic illustration of the TKI variables. Diagram taken from Ref. [13].

27], as well as electron scattering experiments such as CLAS [28], highlight the efficacy of TKI.

In neutrino scattering off a free nucleon, the sum of the transverse components of the final products is expected to be zero, visualized through a back-to-back configuration between the final-state lepton and hadronic system in the plane transverse to the neutrino direction. Hence, in a neutrino interaction with a nucleus, the transverse momentum imbalance, δp_T [13], results from intranuclear dynamics, including Fermi motion and FSIs as shown in Fig. 1. The deviation from being back-to-back is quantified by the coplanarity angle $\delta\phi_T$ [13], while the transverse boosting angle, $\delta\alpha_T$ [13], represents the direction of δp_T within the transverse plane. Furthermore, analyzing the energy and longitudinal momentum budget [15, 16] enables the conversion of δp_T to the emulated nucleon momentum, p_N , providing further insight into the Fermi motion; this conversion amounts to a correction on the order of $\mathcal{O}(20\%)$ [29]. With one-body currents in the absence of FSIs, $\delta\alpha_T$ remains uniform (except for second-order effects, such as variations in the center-of-mass energy), given the isotropic nature of the initial nucleon motion. However, as the final products propagate through the nuclear medium, they experience FSIs, thereby disturbing the isotropy and the Fermi motion peak of the $\delta\alpha_T$ and p_N (δp_T) distributions, respectively. Hence, δp_T and p_N elucidate the Fermi motion details, while $\delta\alpha_T$ characterizes the FSI strength—crucial for understanding medium effects in neutrino interactions. A notable advantage of these observables is their minimal dependence on neutrino energy [13]. Moreover, the double TKI variable, δp_{TT} [12], is the projection of $\delta\vec{p}_T$ along the axis perpendicular to the lepton scattering plane (hence “double”). In addition to its use for extracting neutrino-hydrogen interactions [12, 30], it has also been applied to study nuclear effects in neutrino pion productions [14, 19]. Its equivalent in pionless production, δp_{Tx} , has been proposed and studied together with its orthogonal companion, δp_{Ty} , in MINERvA [21].

This work surveyed four TKI data sets: T2K 0π [18], T2K π^+ [19], MINERvA 0π [20,

Variables	Cuts (p in GeV/ c)
T2K-0 π [18]	
\vec{p}_μ	$0.25 < p_\mu, \cos \theta_\mu > -0.6$
\vec{p}_p	$0.45 < p_p < 1.0, \cos \theta_p > 0.4$
T2K- π^+ [19]	
\vec{p}_μ	$0.25 < p_\mu < 7, \theta_\mu < 70^\circ$
\vec{p}_p	$0.45 < p_p < 1.2, \theta_p < 70^\circ$
\vec{p}_π	$0.15 < p_\pi < 1.2, \theta_\pi < 70^\circ$
MINERvA-0 π [20, 21]	
\vec{p}_μ	$1.5 < p_\mu < 10, \theta_\mu < 20^\circ$
\vec{p}_p	$0.45 < p_p < 1.2, \theta_p < 70^\circ$
MINERvA- π^0 [14]	
\vec{p}_μ	$1.5 < p_\mu < 20, \theta_\mu < 25^\circ$
\vec{p}_p	$0.45 < p_p$

Table 1: Kinematic cuts for the samples of the TKI measurements.

21], and MINERvA π^0 [14] measurements. All four measurements require the presence of one CC muon and at least one proton in the final state. While the T2K- π^+ measurement requires exactly one π^+ , and MINERvA- π^0 requires at least one π^0 , the other two datasets require the absence of any pions. The definitions of the kinematic cuts for these samples are summarised in Table 1.

Given the significant physics potential of TKI measurements, a wealth of literature has emerged on the combined analysis of T2K and MINERvA CC0 π TKI data [11, 31–37]. However, model studies incorporating TKI data with pion production have been notably absent. Since the TKI measurements are sensitive to the initial state and FSI, this work investigates a partial tune of these two processes, in an effort to derive an effective model describing neutrino-nuclear pion production, while maintaining the efficacy with the pionless production.

3 GENIE model selection

GENIE uses formatted strings to uniquely define configurations, which are usually called tunes. Regardless of the name, they can refer to configurations either before or after an actual tuning procedure.

Free nucleon tuning effort in Ref. [9] has produced a tune, G18_10a_02_11b, with better description of bubble chamber data. This is the starting point of the model we want to tune. The first effect to apply to this model is adding the proper initial state. Among the available GENIE initial states, the better choice is the spectral-function-like Correlated Fermi gas (SF-CFG) [8, 38, 39] because it has the most advanced physics and also has the largest number of degrees of freedom that can be adjusted by the tuning procedure. More details on the SF-CFG can be found in Ref. [8].

Simulation component	Model
Nuclear state	SF-CFG [8, 38, 39]
QE	Valencia [41]
2p2h	SuSAv2 [43]
QE $\Delta S = 1$	Pais [44]
QE $\Delta C = 1$	Kovalenko [45]
Resonance (RES)	Berger-Sehgal [46]
Shallow/Deep inelastic scattering (SIS/DIS)	Bodek-Yang [47]
DIS $\Delta C = 1$	Aivazis-Tung-Olness [48]
Coherent π production	Berger-Sehgal [49]
Hadronization	AGKY [50]
FSI	INTRANUKE hA [51]

Table 2: Model components of G24-0. Processes with non-trivial ΔS and ΔC are those with strangeness and charm production, respectively.

Further improvements to the configuration to be tuned include: 1) using z -expansion axial-vector form factor [40] rather than the dipole form factor of the Valencia model in QE processes [41]; and 2) replacing the Valencia model [42] in 2p2h processes with the SuSAv2 Model [43] since it covers larger region of the q^0, q^3 phase space.

Given its simplicity and interpretability, the INTRANUKE hA FSI model (hA for short) emerges as the FSI candidate for the model to be tuned. The complete list of the model components are given in Table 2. In the GENIE code, this configuration is identified as G24_20i_00_000 and it is currently the default GENIE configuration for a number of LAr based experiments. As G24_20i_00_000 is widely used in the paper, we will call it G24-0 for simplicity.

Comparing the GENIE predictions for G24-0 against TKI datasets, Figs. 2 and 3, shows that the model fails to accurately describe the MINERvA π^0 [14] TKI measurement.

4 Tuning initial-state and FSI models on TKI data

This study adopts the tuning procedure outlined in Ref. [11], utilizing N_{par} model parameters. The objective is to identify the best fit—that is, the optimal set of parameter values—within the parameter space that minimizes the χ^2 between model predictions and data. Given the high dimensionality of the parameter space, conducting a brute-force, point-by-point scan on a grid is infeasible. Therefore, a sufficient number of points is randomly sampled. Each point is used to run a full simulation. The simulation output for each data observable bin is then parameterized using Professor [52] with a polynomial of the model parameters of a chosen order, N_{ord} . The minimal number of points (N_s) required for tuning N_{par} parameters with an order N_{ord} polynomial is determined by the combination

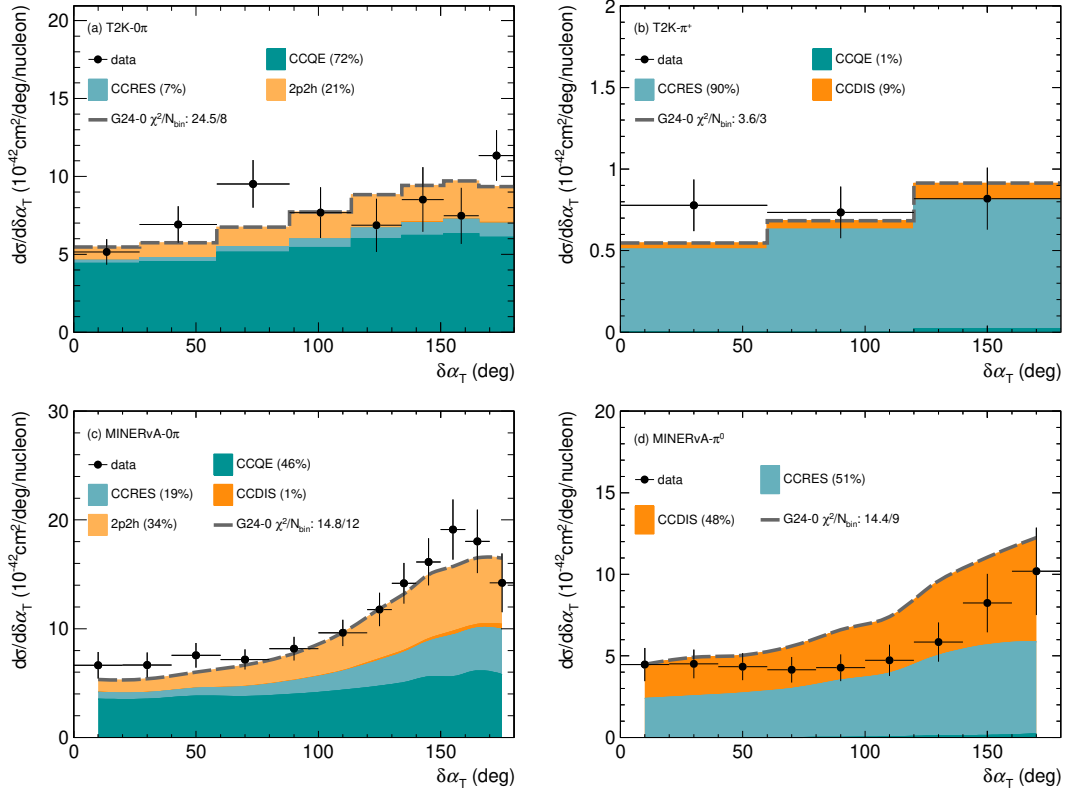


Figure 2: $\delta\alpha_T$ measurements decomposed in interaction types, compared to G24-0 prediction.

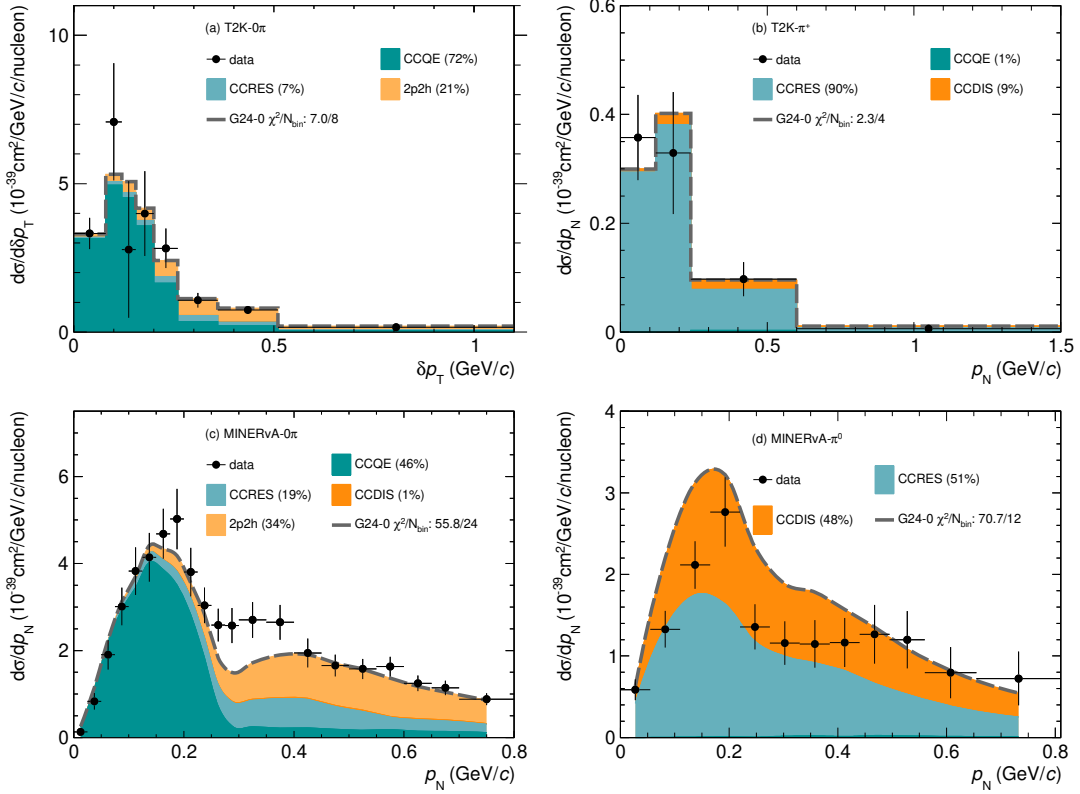


Figure 3: Similar to Fig. 2 but for the p_N (T2K- π^+ , MINERvA- 0π and MINERvA- π^0) and δp_T (T2K- 0π) measurements.

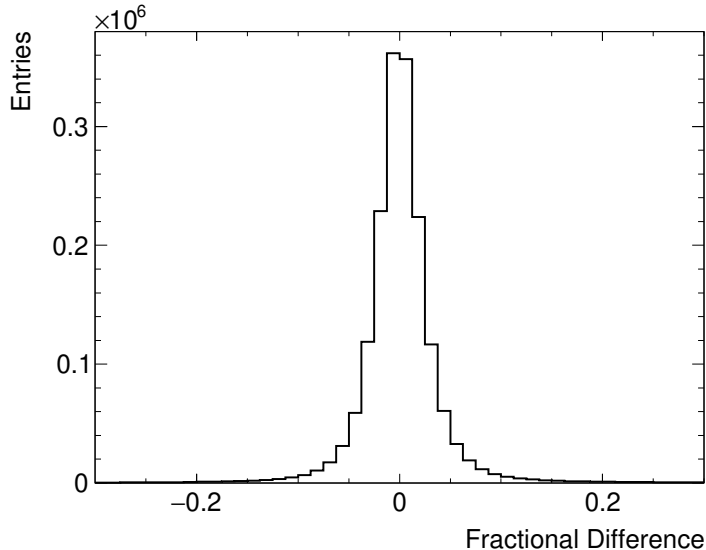


Figure 4: Fractional difference for the bin-by-bin cross sections between MC truth and the parameterized approximation with order-4 polynomials, both in the Norm-Shape (NS) [53, 54] space with AllPar. See Table 4 for the definition of AllPar. The residual has a mean of 0.003 and a standard deviation of 0.016.

formula,

$$N_s = \binom{N_{\text{par}} + N_{\text{ord}}}{N_{\text{ord}}}. \quad (4.1)$$

Given that N_s increases factorially, caution is essential when augmenting the number of parameters or the polynomial degree. Given that our tuning incorporates all 2 SF-CFG and 12 hA parameters (see Sec. 4.2), a degree-4 parameterization necessitates over 6,000 generations. Hence, only up to order 4 polynomials are explored, and it has shown to reproduce the MC predictions well, as shown in Fig. 4.

Furthermore, to circumvent Peelle’s Pertinent Puzzle [55], the Norm-Shape (NS) transformation prescription [53, 54] is applied. The extremal point is then found from a minimization of χ^2 between this NS-transformed polynomial approximation and NS-transformed data. In minimization, priors, usually based on systematic uncertainty, can be imposed on each parameter to penalize it from getting too far from its default value. The following subsections elaborate on the specific choice of measurement observables and model parameters in this work.

4.1 Data points

The observables for the reported differential cross sections across the four TKI measurements—T2K- 0π , T2K- π^+ , MINERvA- 0π , and MINERvA- π^0 —are detailed in Table 3. To identify the most sensitive variables, various combinations were evaluated for tuning purposes. A total of 26 combinations were assessed, with the superset comprising $\delta\alpha_T$, δp_T , $\delta\phi_T$, p_N , and δp_{TT} (see Table 6 in Appendix A for all combinations). Each combination was evaluated such that non-selected variables—including proton momentum and angle (p_p and θ_p) [20],

Observables	No. of bins	Combi-Superset	Combi-Best-AllPar	Combi-Best-RedPar
T2K-0 π				
$\delta\alpha_{\text{T}}$	8	✓		✓
δp_{T}	8	✓	✓	✓
$\delta\phi_{\text{T}}$	8	✓		
T2K- π^+				
$\delta\alpha_{\text{T}}$	3	✓		✓
p_{N}	4	✓	✓	✓
δp_{TT}	5	✓		✓
MINERvA-0 π				
$\delta\alpha_{\text{T}}$	12	✓		✓
p_{N}	24	✓	✓	✓
δp_{T}	24	✓	✓	
$\delta\phi_{\text{T}}$	23	✓		
p_{p}	25			
θ_{p}	26			
δp_{Tx}	32			
δp_{Ty}	33			
MINERvA- π^0				
$\delta\alpha_{\text{T}}$	9	✓		✓
p_{N}	12	✓	✓	✓
δp_{TT}	13	✓		✓

Table 3: Observables of the TKI measurements and their binning. Those with “✓”’s are used for tuning, while those without are for the respective validation. See Table 4 for definitions of Combi-Best-RedPar and Combi-Best-AllPar.

as well as δp_{Tx} and δp_{Ty} [21] in MINERvA-0 π —were used solely for validation; the model is expected to accurately predict these variables post-tuning. When constructing the combinations, it was observed that $\delta\phi_{\text{T}}$ is strongly dependent on neutrino beam energy [13], which suppresses its sensitivity to nuclear effects. Additionally, correlations exist between various observables, notably between δp_{T} and p_{N} . Therefore, determining the optimal combination is not straightforward; this study employs a criterion based on the χ^2 with the complete (tuned plus validation) observable set (Fig. 5).

4.2 Model parameters

As outlined in Sec. 3, we focus exclusively on the currently tunable parameters within the SF-CFG and hA models. Therefore, 14 parameters (collectively referred to as the AllPar set) are utilized for tuning, as detailed in Table 4. Nominal values and associated uncertainties for the hA model are taken from Table 17.3 in Ref. [51].

In our analysis of the SF-CFG model, the two most relevant parameters are R_{SRC} , representing the fraction of the high-momentum tail from short-range correlations (SRC),

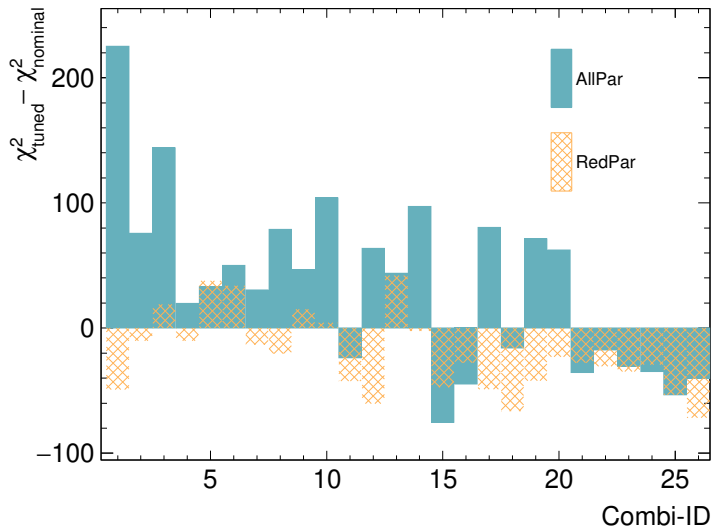


Figure 5: Change of χ^2 calculated for the full (i.e., tuned plus validation) observable set as a function of the tuned combination (cf. Table 6 in Appendix A). The two model parameter sets (AllPar and RedPar, see Table 4 for definitions) are compared and it can be seen that the respective minima happen at Combi-15 and 26.

Parameter	Nominal (G24-0)	Range In Tuning	AllPar (G24-t)	RedPar (G24-c)
SF-CFG				
R_{SRC}	0.12	(0.0, 0.5)	✓	✓
E_{RM}^{C}	0.01	(0.0, 0.2)	✓	
hA				
$S_{\lambda}^{\pi^{\pm}}$	1.0 ± 0.2	(0.0, 3.0)	✓	
$S_{\lambda}^{\pi^0}$	1.0 ± 0.2	(0.0, 3.0)	✓	✓
S_{λ}^{N}	1.0 ± 0.2	(0.0, 3.0)	✓	
S_{CEX}^{π}	1.0 ± 0.5	(0.0, 3.0)	✓	✓
$S_{\text{CEX}}^{\text{N}}$	1.0 ± 0.5	(0.0, 3.0)	✓	✓
S_{INEL}^{π}	1.0 ± 0.4	(0.0, 3.0)	✓	
$S_{\text{INEL}}^{\text{N}}$	1.0 ± 0.4	(0.0, 3.0)	✓	
$S_{\text{ABS}}^{\pi^{\pm}}$	1.0 ± 0.2	(0.0, 3.0)	✓	
$S_{\text{ABS}}^{\pi^0}$	1.0 ± 0.2	(0.0, 3.0)	✓	
$S_{\text{ABS}}^{\text{N}}$	1.0 ± 0.2	(0.0, 3.0)	✓	✓
S_{PIPD}^{π}	1.0 ± 0.2	(0.0, 3.0)	✓	
$S_{\text{PIPD}}^{\text{N}}$	1.0 ± 0.2	(0.0, 3.0)	✓	✓

Table 4: Tuneable parameters and their ranges in the SF-CFG (*uppermost* group) and hA (*lower* groups, uncertainties from Ref. [51]) models. Parameters to be tuned in the two sets are marked with “✓”s. See later text for definitions of G24-t and G24-c.

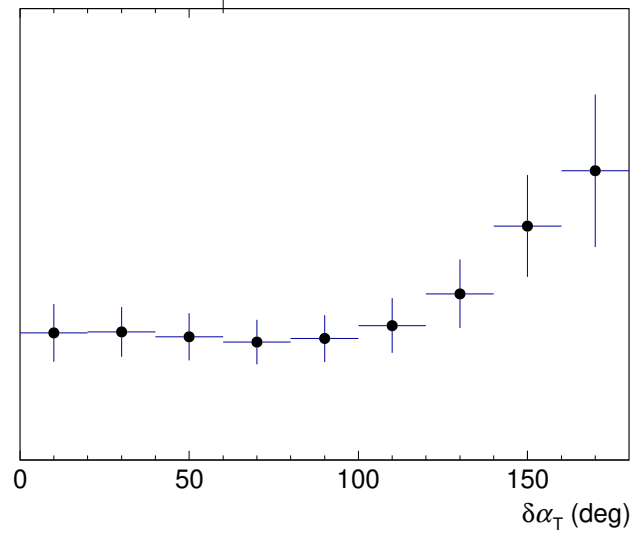
notably above the Fermi surface, and E_{RM}^{C} , marking the commencement of the nuclear removal energy distribution for carbon. A larger R_{SRC} indicates the presence of more energetic initial nucleons, while an increased E_{RM}^{C} implies that greater energy is necessary to liberate a nucleon from the carbon nucleus, so the product particles will possess lower energy. Given the novelty and limited constraints of the spectral-function-like implementation, this study employs relatively relaxed priors for R_{SRC} and E_{RM}^{C} , at 0.12 ± 0.12 and 0.01 ± 0.005 GeV, respectively.

GENIE users employ the hA model [51] for the majority of neutrino analysis, owing to its straightforward reweighting capability. Unlike cascade models such as the hN model [51], this model determines the FSI type for each hadron exactly once, without considering further propagation of rescattered hadrons within the nucleus. Its model parameters are explained as follows.

1. The model evaluates a mean free path (MFP), λ , which varies with the hadron's energy, E , and its radial distance, r , from the nucleus center, as follows:

$$\lambda(E, r) = \frac{1}{\sigma_{\text{hN,tot}}(E)\rho(r)}, \quad (4.2)$$

where $\sigma_{\text{hN,tot}}$ is the total hadron-nucleon cross section and ρ is the number density of the nucleons inside the nucleus. Once a hadron is generated inside the nucleus, it travels a distance λ before a probabilistic determination of rescattering occurs, inversely related to λ . If no rescattering happens, the hadron will be propagated for another λ and the dice will be thrown again. The cycle repeats until a rescattering happens or the hadron is propagated far enough to escape the nucleus without any interactions. If a rescattering happens, the type of rescattering is evaluated according to their cross section. The relative probabilities of each type are extracted from stored hadron scattering data [56–62]. After a specific rescattering type is chosen, the rescattered product will be generated. These rescattered products will not undergo further rescattering and will be considered out of the nucleus as final state particles. The MFP values for pions and nucleons can be modified using scaling factors ($S_{\lambda}^{\pi^{\pm}}$, $S_{\lambda}^{\pi^0}$, and S_{λ}^{N}) detailed in Table 4. Both charged pions, π^+ and π^- , are scaled by the same factor, $S_{\lambda}^{\pi^{\pm}}$, due to isospin symmetry. The λ for π^0 is calculated from those of charged pions based on isospin symmetry as well and can be adjusted separately by $S_{\lambda}^{\pi^0}$. If the factor is larger than 1, λ will increase and hence the total number of steps required for the hadron to escape the nucleus reduces, thereby reducing the average probability of rescattering. Given the high precision with which total hadron-nucleus cross sections are determined [56–60], strict Gaussian priors (error— σ , not to be confused with the various cross sections—of 0.2, same as the systematic uncertainties shown in Table 4) are applied to the MFP scaling factors. Varying $S_{\lambda}^{\pi^0}$ by $\pm 2.5 \sigma$ significantly affects the MINERvA- π^0 $d\sigma/dp_{\text{N}}$, as depicted in Fig. 6. Decreasing MFP naturally leads to increased rescattering. Hence, fewer π^0 s can escape the nucleus and fewer events will have π^0 in the final states, thereby reducing the cross section.



Understanding each rescattering type is crucial for interpreting tuning results. A detailed elaboration of the four tunable FSI types is given as follows.

- (a) CEX involves changing the charge of the participating particles; for example,



or vice versa. This rescattering type is crucial for event topologies requiring the presence of a pion; depending on the signal pion charge, CEX could migrate events between signal and background.

- (b) INEL is the case where the nucleus is left in an excited state after the rescattering. This category only contains the situation where a single additional nucleon is emitted/knocked-out after rescattering. Since it does not affect the number of pions produced, it will not convert an event from a pion-less topology to a pion-production topology. The effects on nucleons are two-fold. Firstly, it can alter the number of signal events within each event topology. If the inelastic rescattering leads to two low-momentum protons below the detection threshold as opposed to a high-momentum proton, this signal event will be discarded as no protons are observed. Secondly, INEL invariably changes the kinematics of the rescattering particle. Be it the leading proton or the leading pion, based on which the TKI observables are calculated, the TKI distribution shape will be affected. Hence, while $S_{\text{INEL}}^{\text{N}}$ would affect all four data sets, S_{INEL}^{π} would only affect T2K- π^+ and MINERvA- π^0 .
- (c) ABS refers to the case where the particle undergoes an interaction so that it does not emerge as a final particle. For example, π^+ can interact with two or more nucleons, initially forming a baryon resonance that subsequently interacts with other nucleons, emitting multiple nucleons rather than pions. Hence, the π^+ would not emerge from the nucleus anymore.
- (d) PIPD happens for energetic particles where an extra pion emerges as a result of the rescattering, such as



Such an interaction significantly alters the event topology.

5 The first TKI-driven GENIE tunes

Given the intricate correlations among model parameters, determining which ones are most sensitive to the data proves challenging. Considerable correlation and anti-correlation are observed between different FSI fates for the same particle, e.g. $S_{\text{ABS}}^{\pi^\pm}$ and $S_{\text{CEX}}^{\pi^\pm}$, as shown in Figs. 7a and 7b. Our tuning began with the AllPar parameter set, achieving the best result with Combi-15, which is denoted as Combi-Best-AllPar in Table 3 (cf. Fig. 5 for the χ^2 distribution of all combinations). Observations showed that for most combinations, certain parameters remained close to their default values, within 1σ of the imposed priors, such as S_{PIPD}^{π} since none of the data sets has a significant contribution from PIPD of

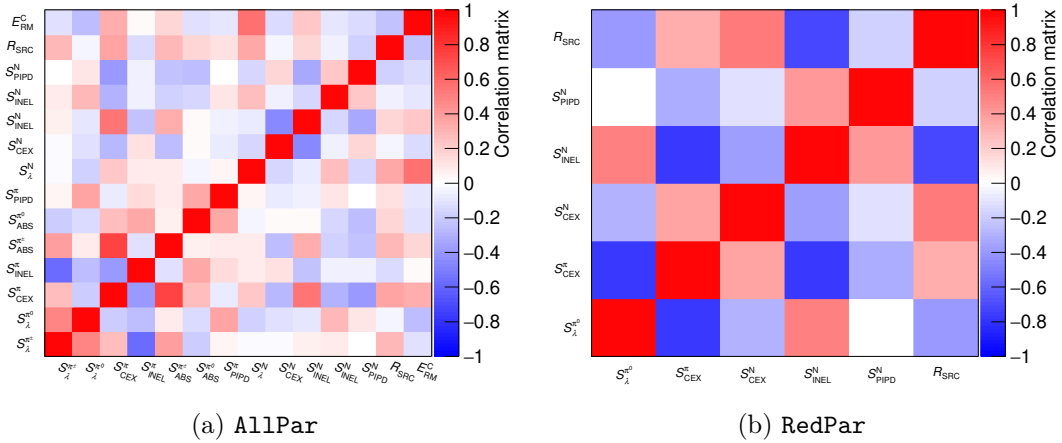


Figure 7: Post-fit Correlation coefficient on Combi-26.

pions—Removing these parameters from the tuning process does not significantly affect the outcome. Therefore, we then constructed a reduced set comprising only R_{SRC} , $S_{\lambda}^{\pi^0}$, S_{CEX}^{π} , $S_{\text{CEX}}^{\text{N}}$, $S_{\text{ABS}}^{\text{N}}$, and $S_{\text{PIPD}}^{\text{N}}$ (denoted as RedPar in Table 4) and ran the tuning on the 26 combinations with it. Note that the parameters most correlated with S_{CEX}^{π} and $S_{\lambda}^{\pi^0}$ are not present in RedPar. The RedPar tuning proved more stable, with nearly all combinations showing a more negative χ^2 change than the AllPar tuning, as shown in Fig. 5. Moreover, the single-observable (Combi-1 to 5), single-measurement (Combi-6 to 9), single-experiment (Combi-10 and 11), and single-topology (Combi-12 and 13) combinations all systematically yielded no or limited overall (tuned plus validation) improvement post-tuning. The best tuning then occurred with Combi-26 (Combi-Best-RedPar in Table 3), that is, all TKI variables excluding $\delta\phi_{\text{T}}$ and δp_{T} (unless no p_{N} is available)— $\delta\alpha_{\text{T}}$, p_{N} (or δp_{T} if p_{N} is unavailable), and δp_{TT} —from pionless and pion-production measurements in both T2K and MINERvA.

Table 5 summarizes the primary results of our tuning process. The tuned RedPar, G24_20i_06_22c (G24-c), is derived from the observable set Combi-Best-RedPar, and the tuned AllPar, G24_20i_fullpara_alt (G24-t), is from Combi-Best-AllPar. The upper part of Table 5 contains the parameter values. For the G24-c tune, changes to the SF-CFG model were moderately sized (R_{SRC} increases from 0.12 to 0.15), while in the hA model, $S_{\lambda}^{\pi^0}$ and S_{CEX}^{π} are highly suppressed and the nucleon FSI has larger CEX and PIPD and lower ABS. The tune G24-t differs most significantly from G24-c in R_{SRC} and S_{CEX}^{π} . The table’s lower section illustrates χ^2 improvements for selected observables and their corresponding validation sets. Crucially, tuning should also enhance the accuracy of validation set descriptions. Overall, both tunes have substantial reduction in the total χ^2 . In the following, we will discuss the two tunes.

5.1 Reduced tune: G24-c

To assess the tune’s quality, we plot predictions using G24-c for $\delta\alpha_{\text{T}}$ and p_{N} in Figs. 8 and 9, respectively. For T2K- 0π , T2K- π^+ and MINERvA- 0π , the new χ^2 values are comparable to

Parameter	Nominal (G24-0)	RedPar (G24-c)	AllPar (G24-t)
SF-CFG			
R_{SRC}	0.12	0.15 ± 0.08	0.30 ± 0.05
E_{RM}^{C}	0.01	0.01	0.011 ± 0.003
hA			
$S_{\lambda}^{\pi^{\pm}}$	1.0 ± 0.2	1.0	1.11 ± 0.16
$S_{\lambda}^{\pi^0}$	1.0 ± 0.2	0.22 ± 0.07	0.17 ± 0.06
S_{λ}^{N}	1.0 ± 0.2	1.0	1.20 ± 0.12
S_{CEX}^{π}	1.0 ± 0.5	0.26 ± 0.12	1.53 ± 0.37
$S_{\text{CEX}}^{\text{N}}$	1.0 ± 0.4	1.43 ± 0.34	1.41 ± 0.38
S_{INEL}^{π}	1.0 ± 0.4	1.0	0.67 ± 0.30
$S_{\text{INEL}}^{\text{N}}$	1.0 ± 0.4	1.0	1.26 ± 0.48
$S_{\text{ABS}}^{\pi^{\pm}}$	1.0 ± 0.2	1.0	1.59 ± 0.31
$S_{\text{ABS}}^{\pi^0}$	1.0 ± 0.2	1.0	0.90 ± 0.28
$S_{\text{ABS}}^{\text{N}}$	1.0 ± 0.2	0.25 ± 0.28	0.28 ± 0.27
S_{PIPD}^{π}	1.0 ± 0.2	1.0	1.12 ± 0.30
$S_{\text{PIPD}}^{\text{N}}$	1.0 ± 0.2	2.05 ± 0.48	1.27 ± 0.48
χ^2 for combi			
untuned		231.75	161.26
tuned		174.84	122.53
diff		-56.91	-38.73
χ^2 for vald			
untuned		229.5	299.99
tuned		214.7	263.41
diff		-14.8	-36.58
χ^2 for combi+vald			
untuned		461.25	461.25
tuned		389.54	385.94
diff		-71.71	-75.31

Table 5: Parameters in G24-0, G24-c, and G24-t. Those without errors are not tuned. Lower section: **combi** indicates that the following χ^2 sums are calculated for the tuned measurements (i.e. **Combi-Best-RedPar** (98 bins) and **Combi-Best-AllPar** (72 bins) for G24-c and G24-t, respectively), while **vald** indicates that the respective validation sets are used; **untuned** means that the χ^2 calculation uses the nominal values of the parameters, while **tuned** denotes the tuned ones. **diff** displays the improvement achieved by the respective tuning.

those obtained with G24-0, changing less than the number of bins. For MINERvA- π^0 , G24-c is distinctly better than G24-0, thereby demonstrating the possibility of simultaneous good descriptions of both pion-less and pion production samples with constrained parameters from cross-topology TKI tuning.

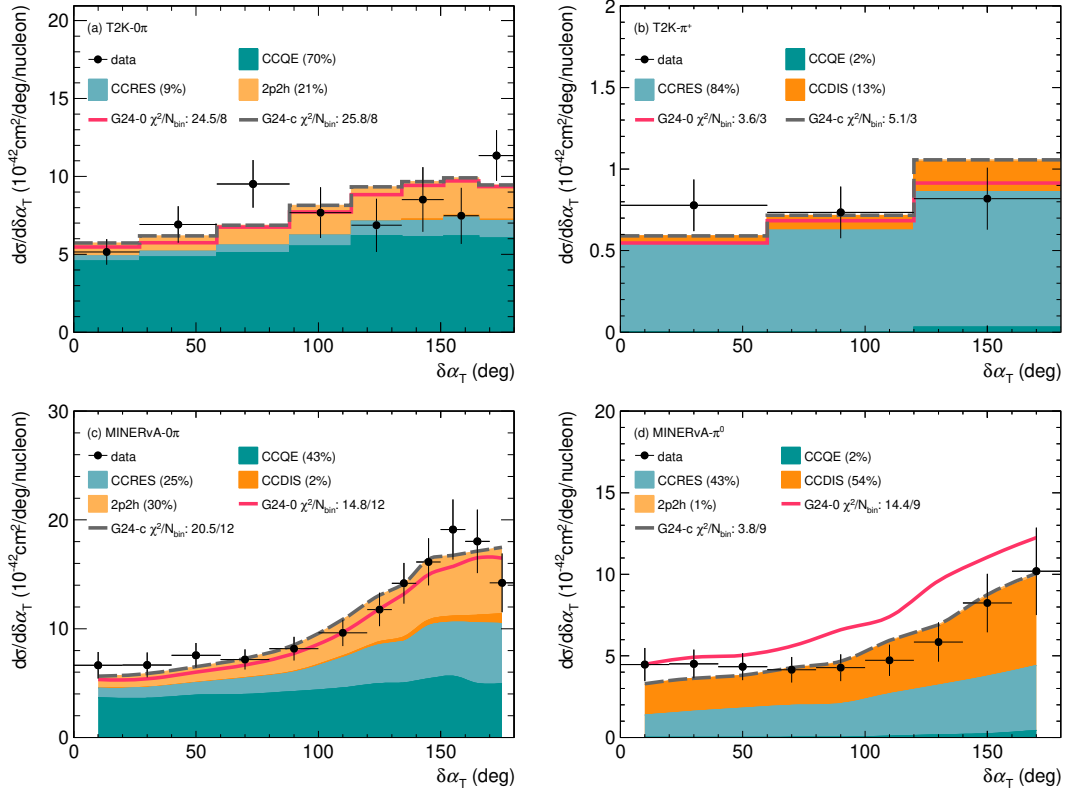


Figure 8: Similar to Fig. 2 but with G24-c. The G24-0 prediction is also plotted for comparison.

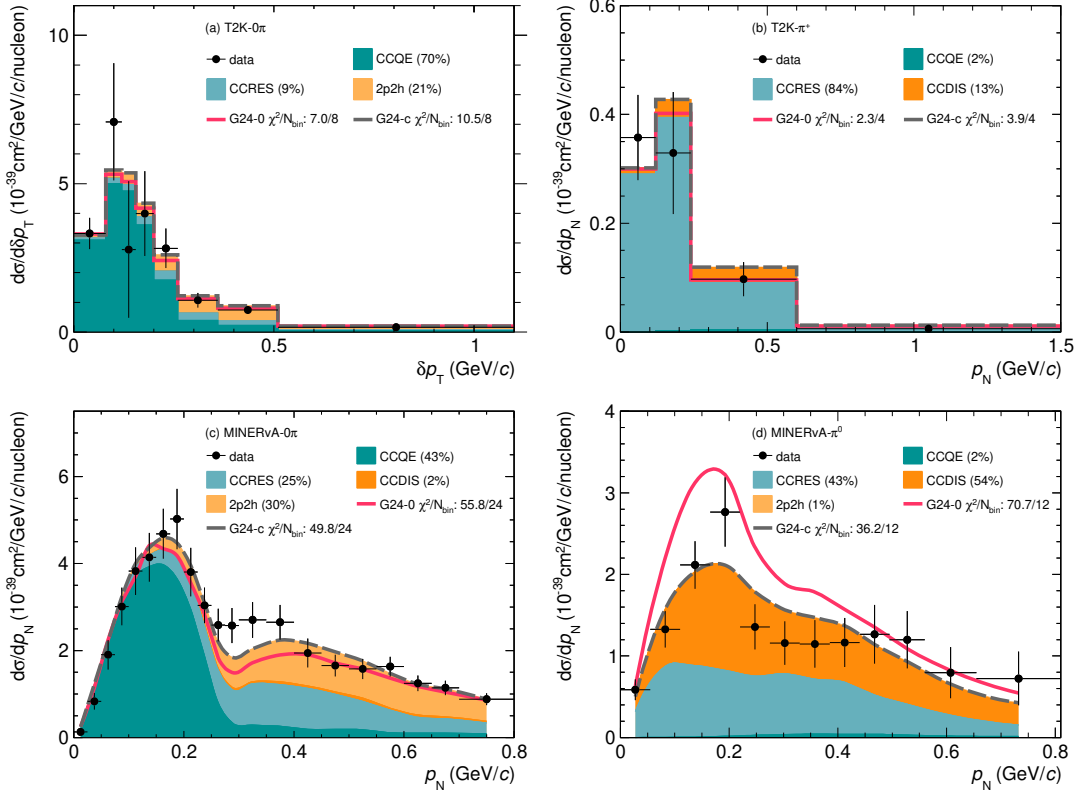


Figure 9: Similar to Fig. 8 but for the p_N (T2K- π^+ , MINERvA- 0π and MINERvA- π^0) and δp_T (T2K- 0π) measurements.

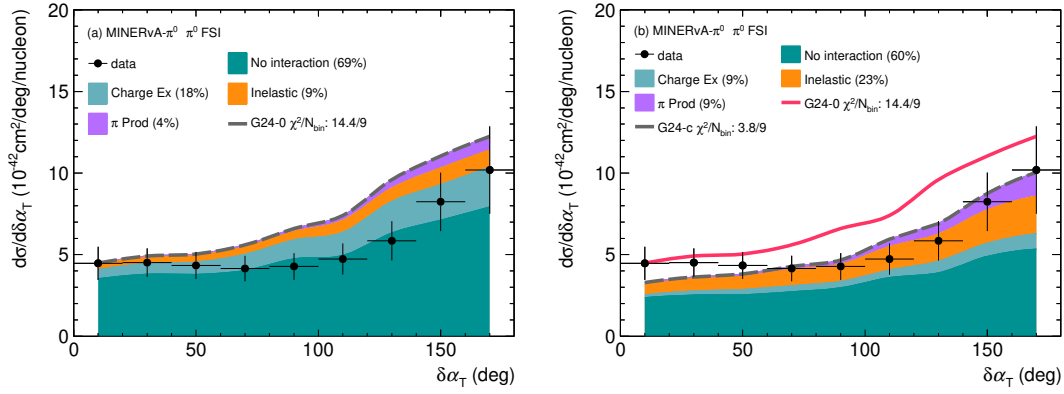


Figure 10: MINERvA- π^0 $\delta\alpha_T$ measurement compared to GENIE predictions decomposed in π^0 FSI fates with (a) G24-0 and (b) G24-c.

Examining individual datasets closely helps to understand the origin of the improvement. The decomposition of the cross section for $\delta\alpha_T$ according to the FSI fates of the π^0 is presented in Fig. 10. The hA model rescatters primary interaction products only once, and records this event with a rescattering code for these particles. The rescattered products, which are the final outputs, are stored as daughters of the primary interaction products. Hence, the FSI fate that produces the final products can be checked by the rescattering code of their first parent. More specifically, we loop through all final-state particles to look for the leading π^0 and check the rescattering code of its first parent.

In MINERvA- π^0 , the number of π^0 s undergoing no FSI (“No Interaction”, as shown in the figures) is adjustable via the $S_\lambda^{\pi^0}$ parameter. A decrease in $S_\lambda^{\pi^0}$ reduces the size of the “No Interaction” events, as is shown in Fig. 10b when compared to Fig. 10a. Meanwhile, an increase in π^0 rescattering only manifests in pion-less measurements through ABS. There is indeed an increase of ABS for π^0 in T2K-0 π and MINERvA-0 π , but the fraction is small to begin with, so the impact is small. The increase of π^0 rescattering can increase T2K- π^+ via CEX as discussed below. However, due to the significant suppression of CEX, its impact on T2K- π^+ is also minimal (for detailed breakdown, see Figs. 14-17 in Appendix B).

As shown in Fig. 10a, the MINERvA- π^0 prediction from the nominal tune has considerable contributions from CEX controlled by S_{CEX}^π . It does not impact T2K-0 π and MINERvA-0 π as CEX only changes the pion type without removing them. Hence, events with pions in the final state would be rejected in these two data sets regardless of the pion charge. In principle, CEX will also migrate events between the signal and background definitions for T2K- π^+ when a π^0 is converted to a π^+ and vice versa. However, T2K- π^+ does not have a considerable CEX fraction to begin with, so changing CEX will have a minimal impact on its prediction. Hence, this is one of the most effective paths to decrease the MINERvA- π^0 cross section prediction without affecting other measurements, and indeed the S_{CEX}^π is heavily suppressed as shown in Table 5 and illustrated in Fig. 10b compared to Fig. 10a. However, due to the intricate correlation between the FSI fates in the hA implementation discussed in Sec. 4.2, although S_{INEL}^π and S_{IPD}^π are not modified explicitly,

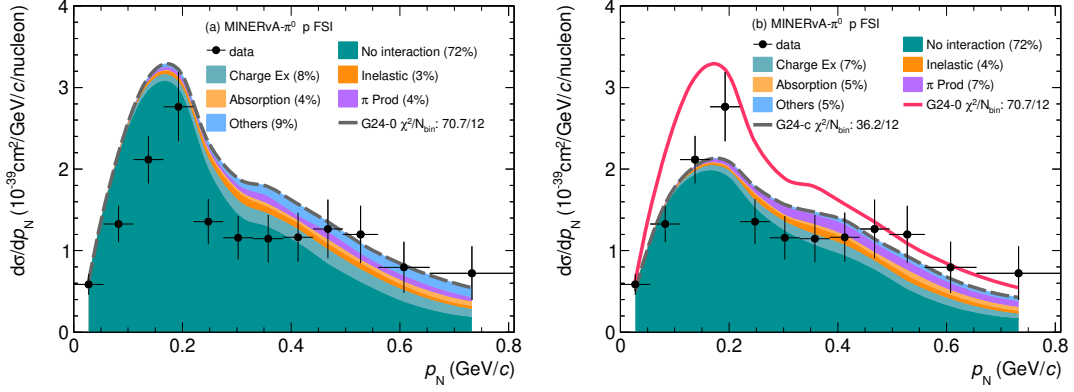


Figure 11: Similar to Fig. 10 but for p_N with proton FSI fate decomposition. Note that the “Absorption” of the proton is referring to the absorption of the π^+ from the decay of Δ^{++} , which could lead to emission of nucleons as discussed in Sec. 4.2.

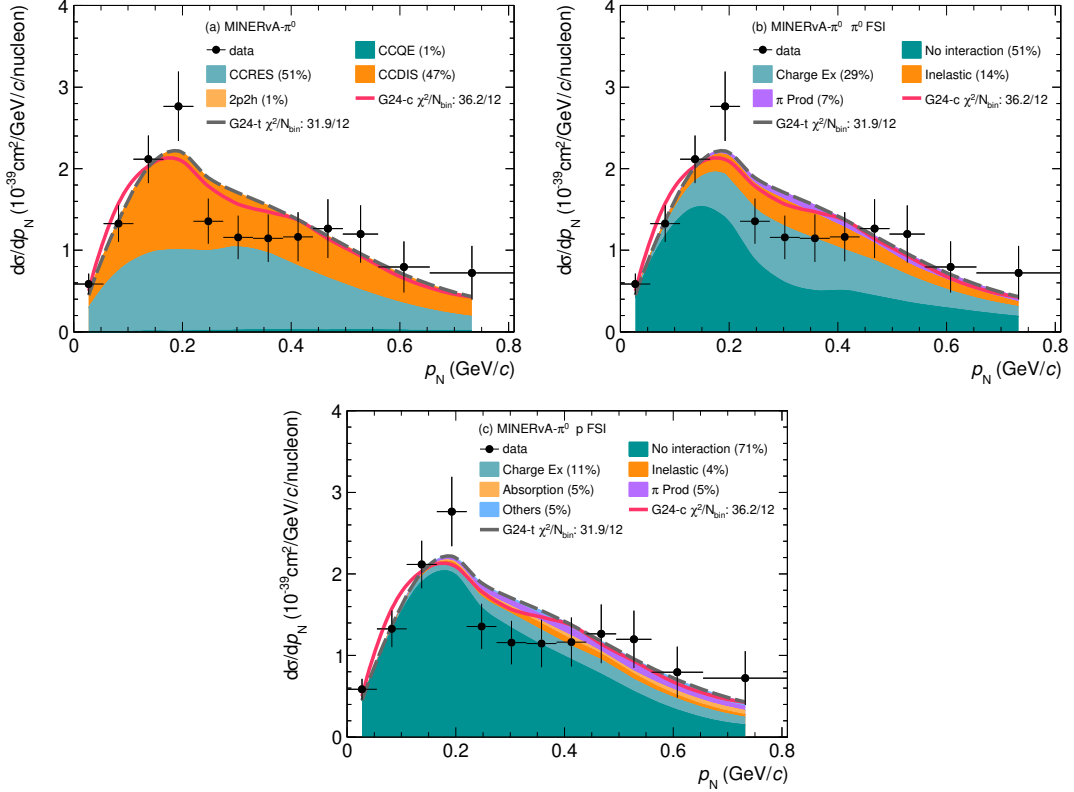


Figure 12: MINERvA- π^0 p_N measurement compared to GENIE predictions decomposed in (a) ν -N interaction, (b) π^0 FSI, and (c) proton FSI for the alternative tune, G24-t.

a considerable increase is observed in both INEL and PIPD for MINERvA- π^0 .

Suppressing both “No Interaction” and CEX for π^0 adjusts the MINERvA- π^0 prediction to the appropriate magnitude with small impacts on other data sets. The effects of the other parameter changes are more transparent in the comparison of the p_N distribution of

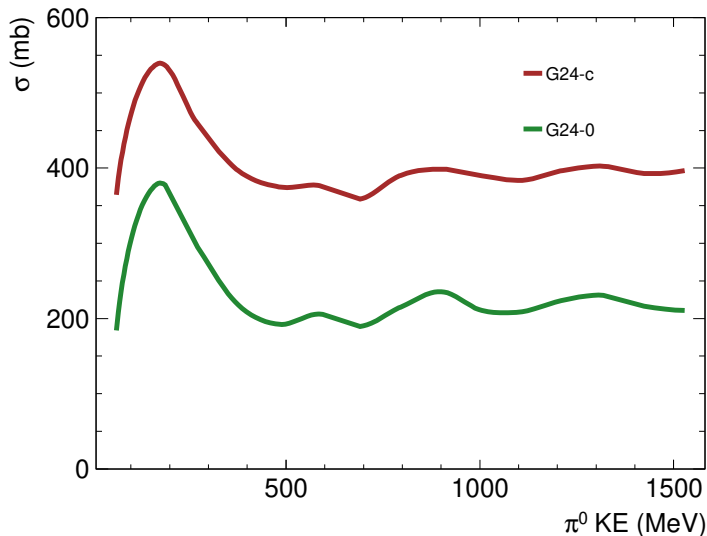


Figure 13: Change in MC prediction for π^0 cross section between G24-0 and G24-c.

MINERvA- π^0 between Figs. 11a and 11b. A relatively large increase in $S_{\text{CEX}}^{\text{N}}$ and $S_{\text{PIPD}}^{\text{N}}$ moves events away from the Fermi motion peak at $p_{\text{N}} \leq 0.25$ GeV/ c ; the same effect can be achieved by an increased R_{SRC} .

5.2 Alternative tune: G24-t

A similar improvement is achieved by the intermediate tune, G24-t, illustrated in Fig. 12. Instead of significantly increasing proton PIPD to elevate the p_{N} tail, this tune notably enhances R_{SRC} —less-energetic final states are present and therefore an increased RES/DIS (Fig. 12a) ratio. Rather than suppressing S_{CEX}^{π} (cf. Fig. 17d in Appendix B), this tune significantly increases it (Fig. 12b) to offset the further reduction of “No Interaction” π^0 events (smaller $S_{\lambda}^{\pi^0}$ in A11Par, cf. Table 5). Overall, this leads to a reduction of 75.31 in χ^2 (Table 5), similar to G24-c, as well as a good data-MC agreement across all data sets.

5.3 Discussion

For both G24-c and G24-t the fit results suggest extreme values, but the effect of the parameter change is less effective than the change in the parameter suggests. For the individual FSI fate cross section, due to the re-normalization step after scaling, the effective change for one particular fate is smaller than the scaling parameter magnitude as explained in Sec. 4.2. As for the total FSI cross sections, only that of π^0 is changed. The total π^0 -C scattering cross section for pion kinetic energy is plotted in Fig. 13 to assess the overall impact. The shape remains similar and consistent with Fig. 2.23 (π^+ -C reactions) in Ref. [51] while the peak magnitude increases from 380 to 538 mb, a 48% increase, considerably less than the scaling factor, $S_{\lambda}^{\pi^0} = 0.22$, seemingly suggests. Moreover, the default π^0 parameter values are calculated from charged pion data assuming isospin symmetry rather than extracted directly from experimental data. Hence, this modification does not violate any existing agreement with hadron scattering data.

In addition, agreement of this tune with most of the non-TKI neutrino datasets available is unchanged before and after the tune, thereby demonstrating the physicality of the tune. In conclusion, this tune is a valid and effective model that can be used as a starting point for an analysis. Further refinement will be available once more data will be included in the fit, including non-TKI observables.

6 Summary and outlook

This work represents the first global tuning effort on TKI data. Our partial tune of the SF-CFG and hA models, `G24_20i_06_22c` (`G24-c`), provides an effective theory to better describe both the neutrino-hydrocarbon pionless and pion production. The largest change in the model is demanded by the MINERvA- π^0 TKI measurement [14] that was significantly overestimated in GENIE. The improvement is crucial for future precision GeV neutrino experiments. This tuning configuration has been integrated into the `master` branch of GENIE and is slated for inclusion in the upcoming release.

To develop an effective model, we focused on the most sensitive parameters, R_{SRC} , $S_{\lambda}^{\pi^0}$, S_{CEX}^{π} , $S_{\text{CEX}}^{\text{N}}$, $S_{\text{ABS}}^{\text{N}}$, and $S_{\text{PIPD}}^{\text{N}}$, of the SF-CFG and hA models, reducing the total number of parameters from 14 to 6. The corresponding best combination of observables is $\delta\alpha_{\text{T}}$, p_{N} (or δp_{T} if no p_{N} is available), and δp_{TT} , from pionless and pion-production measurements in both T2K and MINERvA. In doing so, the pion production model is held fixed such that the tuned values of $S_{\lambda}^{\pi^0}$, S_{CEX}^{π} , $S_{\text{ABS}}^{\text{N}}$, and $S_{\text{PIPD}}^{\text{N}}$ depart from the established constraints from hadron measurements. A different pion production model might compensate part of these model tuning effects [63]. We also chose the hA FSI model for practical reasons. Its sequential treatment of MFP and rescattering should be considered as a numerical advantage (as was also pointed out in Ref. [11]). Other more sophisticated models could be considered in future tunes. With the existing four TKI measurements from T2K and MINERvA, we have also derived other effective tunes like `G24_20i_fullpara_alt` (`G24-t`). The degeneracy can be resolved with additional data, particularly from argon-based measurements [23–27, 64].

Acknowledgment

We thank the CC-IN2P3 Computing Center providing computing resources and for their support. X.L. is supported by the STFC (UK) Grant No. ST/S003533/2. J.T.-V. acknowledges the support of the Raymond and Beverly Sackler scholarship.

References

- [1] HYPER-KAMIOKANDE collaboration, *Hyper-Kamiokande Design Report*, [1805.04163](#).
- [2] DUNE collaboration, *Long-Baseline Neutrino Facility (LBNF) and Deep Underground Neutrino Experiment (DUNE): Conceptual Design Report, Volume 1: The LBNF and DUNE Projects*, [1601.05471](#).

- [3] DUNE collaboration, *Long-Baseline Neutrino Facility (LBNF) and Deep Underground Neutrino Experiment (DUNE): Conceptual Design Report, Volume 2: The Physics Program for DUNE at LBNF*, [1512.06148](#).
- [4] DUNE collaboration, *Long-Baseline Neutrino Facility (LBNF) and Deep Underground Neutrino Experiment (DUNE): Conceptual Design Report, Volume 3: Long-Baseline Neutrino Facility for DUNE June 24, 2015*, [1601.05823](#).
- [5] DUNE collaboration, *Long-Baseline Neutrino Facility (LBNF) and Deep Underground Neutrino Experiment (DUNE): Conceptual Design Report, Volume 4 The DUNE Detectors at LBNF*, [1601.02984](#).
- [6] DUNE collaboration, *Deep Underground Neutrino Experiment (DUNE) Near Detector Conceptual Design Report*, *Instruments* **5** (2021) 31 [[2103.13910](#)].
- [7] C. Andreopoulos et al., *The GENIE Neutrino Monte Carlo Generator*, *Nucl. Instrum. Meth. A* **614** (2010) 87 [[0905.2517](#)].
- [8] GENIE collaboration, *Recent highlights from GENIE v3*, *Eur. Phys. J. ST* **230** (2021) 4449 [[2106.09381](#)].
- [9] GENIE collaboration, *Neutrino-nucleon cross-section model tuning in GENIE v3*, *Phys. Rev. D* **104** (2021) 072009 [[2104.09179](#)].
- [10] GENIE collaboration, *Hadronization model tuning in genie v3*, *Phys. Rev. D* **105** (2022) 012009 [[2106.05884](#)].
- [11] GENIE collaboration, *Neutrino-nucleus $CC0\pi$ cross-section tuning in GENIE v3*, *Phys. Rev. D* **106** (2022) 112001 [[2206.11050](#)].
- [12] X.-G. Lu, D. Coplowe, R. Shah, G. Barr, D. Wark and A. Weber, *Reconstruction of Energy Spectra of Neutrino Beams Independent of Nuclear Effects*, *Phys. Rev. D* **92** (2015) 051302 [[1507.00967](#)].
- [13] X.-G. Lu, L. Pickering, S. Dolan, G. Barr, D. Coplowe, Y. Uchida et al., *Measurement of nuclear effects in neutrino interactions with minimal dependence on neutrino energy*, *Phys. Rev.* **C94** (2016) 015503 [[1512.05748](#)].
- [14] MINERvA collaboration, *Probing nuclear effects with neutrino-induced charged-current neutral pion production*, *Phys. Rev. D* **102** (2020) 072007 [[2002.05812](#)].
- [15] A.P. Furmanski and J.T. Sobczyk, *Neutrino energy reconstruction from one muon and one proton events*, *Phys. Rev. C* **95** (2017) 065501 [[1609.03530](#)].
- [16] X.-G. Lu and J.T. Sobczyk, *Identification of nuclear effects in neutrino and antineutrino interactions on nuclei using generalized final-state correlations*, *Phys. Rev. C* **99** (2019) 055504 [[1901.06411](#)].
- [17] T. Cai, X.-G. Lu and D. Ruterbories, *Pion-proton correlation in neutrino interactions on nuclei*, *Phys. Rev. D* **100** (2019) 073010 [[1907.11212](#)].
- [18] T2K collaboration, *Characterization of nuclear effects in muon-neutrino scattering on hydrocarbon with a measurement of final-state kinematics and correlations in charged-current pionless interactions at T2K*, *Phys. Rev. D* **98** (2018) 032003 [[1802.05078](#)].
- [19] T2K collaboration, *First T2K measurement of transverse kinematic imbalance in the muon-neutrino charged-current single- π^+ production channel containing at least one proton*, *Phys. Rev. D* **103** (2021) 112009 [[2102.03346](#)].

- [20] MINERvA collaboration, *Measurement of final-state correlations in neutrino muon-proton mesonless production on hydrocarbon at $\langle E_\nu \rangle = 3$ GeV*, *Phys. Rev. Lett.* **121** (2018) 022504 [[1805.05486](#)].
- [21] MINERvA collaboration, *Nucleon binding energy and transverse momentum imbalance in neutrino-nucleus reactions*, *Phys. Rev. D* **101** (2020) 092001 [[1910.08658](#)].
- [22] MINERvA collaboration, *Exploring neutrino–nucleus interactions in the GeV regime using MINERvA*, *Eur. Phys. J. ST* **230** (2021) 4243 [[2107.02064](#)].
- [23] MICROBOONE collaboration, *First Measurement of Differential Cross Sections for Muon Neutrino Charged Current Interactions on Argon with a Two-proton Final State in the MicroBooNE Detector*, [2211.03734](#).
- [24] MICROBOONE collaboration, *Multidifferential cross section measurements of $\nu\mu$ -argon quasielasticlike reactions with the MicroBooNE detector*, *Phys. Rev. D* **108** (2023) 053002 [[2301.03700](#)].
- [25] MICROBOONE collaboration, *First Double-Differential Measurement of Kinematic Imbalance in Neutrino Interactions with the MicroBooNE Detector*, *Phys. Rev. Lett.* **131** (2023) 101802 [[2301.03706](#)].
- [26] MICROBOONE collaboration, *Measurement of nuclear effects in neutrino-argon interactions using generalized kinematic imbalance variables with the MicroBooNE detector*, [2310.06082](#).
- [27] MICROBOONE collaboration, *Measurement of double-differential cross sections for mesonless charged-current muon neutrino interactions on argon with final-state protons using the MicroBooNE detector*, [2403.19574](#).
- [28] CLAS, E4V collaboration, *Electron-beam energy reconstruction for neutrino oscillation measurements*, *Nature* **599** (2021) 565.
- [29] K. Yang, *Measurement of the pion charge exchange differential cross section on Argon with the ProtoDUNE-SP detector*, Ph.D. thesis, Oxford University, FERMILAB-THESIS-2023-19., 2023.
- [30] P. Hamacher-Baumann, X.-G. Lu and J. Martín-Albo, *Neutrino-hydrogen interactions with a high-pressure time projection chamber*, *Phys. Rev. D* **102** (2020) 033005 [[2005.05252](#)].
- [31] S. Dolan, *Exploring Nuclear Effects in Neutrino-Nucleus Interactions Using Measurements of Transverse Kinematic Imbalance from T2K and MINERvA*, [1810.06043](#).
- [32] B. Bourguille, J. Nieves and F. Sánchez, *Inclusive and exclusive neutrino-nucleus cross sections and the reconstruction of the interaction kinematics*, *JHEP* **04** (2021) 004 [[2012.12653](#)].
- [33] J.M. Franco-Patino, M.B. Barbaro, J.A. Caballero and G.D. Megias, *Theoretical description of semi-inclusive T2K, MINERvA and MicroBooNE neutrino-nucleus data in the relativistic plane wave impulse approximation*, *Phys. Rev. D* **104** (2021) 073008 [[2106.02311](#)].
- [34] A. Ershova et al., *Study of final-state interactions of protons in neutrino-nucleus scattering with INCL and NuWro cascade models*, *Phys. Rev. D* **106** (2022) 032009 [[2202.10402](#)].
- [35] J.M. Franco-Patino, R. González-Jiménez, S. Dolan, M.B. Barbaro, J.A. Caballero, G.D. Megias et al., *Final state interactions in semi-inclusive neutrino-nucleus scattering: Applications to the T2K and MINERvA experiments*, *Phys. Rev. D* **106** (2022) 113005 [[2207.02086](#)].

- [36] J. Chakrani et al., *Parametrized uncertainties in the spectral function model of neutrino charged-current quasielastic interactions for oscillation analyses*, [2308.01838](#).
- [37] A. Ershova et al., *Role of deexcitation in the final-state interactions of protons in neutrino-nucleus interactions*, *Phys. Rev. D* **108** (2023) 112008 [[2309.05410](#)].
- [38] L. Munteanu, *Modeling neutrino-nucleus interaction uncertainties for dune long-baseline sensitivity studies*, 2022.
- [39] L. Munteanu, *Genie generator*, 2023.
- [40] R.J. Hill and G. Paz, *Model independent extraction of the proton charge radius from electron scattering*, *Phys. Rev. D* **82** (2010) 113005 [[1008.4619](#)].
- [41] J. Nieves, J.E. Amaro and M. Valverde, *Inclusive quasi-elastic neutrino reactions*, *Phys. Rev. C* **70** (2004) 055503 [[nuc1-th/0408005](#)].
- [42] J. Nieves, I. Ruiz Simo and M.J. Vicente Vacas, *Inclusive Charged-Current Neutrino-Nucleus Reactions*, *Phys. Rev. C* **83** (2011) 045501 [[1102.2777](#)].
- [43] R. González-Jiménez, G.D. Megias, M.B. Barbaro, J.A. Caballero and T.W. Donnelly, *Extensions of Superscaling from Relativistic Mean Field Theory: the SuSAv2 Model*, *Phys. Rev. C* **90** (2014) 035501 [[1407.8346](#)].
- [44] A. Pais, *Weak interactions at high energies*, *Annals Phys.* **63** (1971) 361.
- [45] S.G. Kovalenko, *Quasielastic neutrino production of charmed baryons from the point of view of local duality*, *Sov. J. Nucl. Phys.* **52** (1990) 934.
- [46] C. Berger and L.M. Sehgal, *Lepton mass effects in single pion production by neutrinos*, *Phys. Rev. D* **76** (2007) 113004 [[0709.4378](#)].
- [47] A. Bodek and U.K. Yang, *Modeling deep inelastic cross-sections in the few GeV region*, *Nucl. Phys. B Proc. Suppl.* **112** (2002) 70 [[hep-ex/0203009](#)].
- [48] M.A.G. Aivazis, W.-K. Tung and F.I. Olness, *Next-to-leading order QCD formulation of deep inelastic scattering*, in *Particles & Fields 91: Meeting of the Division of Particles & Fields of the APS*, pp. 0663–665, 9, 1991 [[hep-ph/9302305](#)].
- [49] C. Berger and L.M. Sehgal, *PCAC and coherent pion production by low energy neutrinos*, *Phys. Rev. D* **79** (2009) 053003 [[0812.2653](#)].
- [50] T. Yang, C. Andreopoulos, H. Gallagher, K. Hoffmann and P. Kehayias, *A Hadronization Model for Few-GeV Neutrino Interactions*, *Eur. Phys. J. C* **63** (2009) 1 [[0904.4043](#)].
- [51] C. Andreopoulos, C. Barry, S. Dytman, H. Gallagher, T. Golan, R. Hatcher et al., *The GENIE Neutrino Monte Carlo Generator: Physics and User Manual*, [1510.05494](#).
- [52] A. Buckley, H. Hoeth, H. Lacker, H. Schulz and J.E. von Seggern, *Systematic event generator tuning for the LHC*, *Eur. Phys. J. C* **65** (2010) 331 [[0907.2973](#)].
- [53] G. D’Agostini, *On the use of the covariance matrix to fit correlated data*, *Nucl. Instrum. Meth. A* **346** (1994) 306.
- [54] K.M. Hanson, T. Kawano and P. Talou, *Probabilistic Interpretation of Peelle’s Pertinent Puzzle and its Resolution*, *AIP Conf. Proc.* **769** (2005) 304.
- [55] Frühwirth, R., Neudecker, D. and Leeb, H., *Peelle’s pertinent puzzle and its solution*, *EPJ Web of Conferences* **27** (2012) 00008.
- [56] LADS collaboration, *π^+ absorption on N and Ar*, *Phys. Rev. C* **60** (1999) 054610.

- [57] I. Navon, D. Ashery, J. Alster, G. Azuelos, B.M. Barnett, W. Gyles et al., *True Absorption and Scattering of 50-MeV Pions*, *Phys. Rev. C* **28** (1983) 2548.
- [58] A.S. Carroll, I.H. Chiang, C.B. Dover, T.F. Kycia, K.K. Li, P.O. Mazur et al., *Pion-Nucleus Total Cross-Sections in the (3,3) Resonance Region*, *Phys. Rev. C* **14** (1976) 635.
- [59] A.S. Clough et al., *Pion-Nucleus Total Cross-Sections from 88-MeV to 860-MeV*, *Nucl. Phys. B* **76** (1974) 15.
- [60] W. Bauhoff, *Tables of reaction and total cross sections for proton-nucleus scattering below 1 gev*, *Atomic Data and Nuclear Data Tables* **35** (1986) 429.
- [61] S.G. Mashnik, R.J. Peterson, A.J. Sierk and M.R. Braunstein, *Pion induced transport of pi mesons in nuclei*, *Phys. Rev. C* **61** (2000) 034601.
- [62] K. Ishibashi et al., *Measurement of Neutron-Production Double-Differential Cross Sections for Nuclear Spallation Reaction Induced by 0.8, 1.5 and 3.0 GeV Protons*, *J. Nucl. Sci. Technol.* **34** (1997) 529.
- [63] Q. Yan, K. Niewczas, A. Nikolakopoulos, R. González-Jiménez, N. Jachowicz, X.-G. Lu et al., *The Ghent Hybrid Model in NuWro: a new neutrino single-pion production model in the GeV regime*, [2405.05212](#).
- [64] MICROBOONE, LAR1-ND, ICARUS-WA104 collaboration, *A Proposal for a Three Detector Short-Baseline Neutrino Oscillation Program in the Fermilab Booster Neutrino Beam*, [1503.01520](#).

A Combinations of observables

Table 6 displays the tested combinations of observables:

- **Combi-1 through 5** are cross-experiment selections of a single observable. For example, **Combi-3** uses only $\delta\alpha_T$ from all four data sets. If a chosen observable is absent from a dataset, that dataset is excluded from the specific combination. For example, T2K- 0π is not used in **Combi-1** due to the absence of p_N .
- **Combi-6 through 9** incorporate all variables from a single measurement. For example, **Combi-9** uses MINERvA- π^0 only.
- **Combi-10 to 13** uses two out of four measurements according to the experiment or topology. For example, **Combi-10** uses only the two data sets from T2K, and **Combi-13** only with pion production.
- **Combi-14 to 17** combine two separate combinations:

$$\text{Combi-14} = \text{Combi-3} \cup \text{Combi-5},$$

$$\text{Combi-15} = \text{Combi-1} \cup \text{Combi-2},$$

$$\text{Combi-16} = \text{Combi-1} \cup \text{Combi-3},$$

$$\text{Combi-17} = \text{Combi-2} \cup \text{Combi-3}.$$

Combi-	1	2	3	4	5	6	7	8	9	10	11	12	13	14	15	16	17	18	19	20	21	22	23	24	25	26			
T2K-0 π																													
$\delta\alpha_T$			✓			✓				✓	✓			✓	✓	✓		✓	✓	✓	✓		✓	✓	✓	✓	✓	✓	
δp_T		✓				✓				✓	✓				✓		✓		✓		✓	✓	✓	✓	✓	✓	✓	✓	
$\delta\phi_T$				✓		✓				✓	✓									✓		✓		✓					
T2K- π^+																													
$\delta\alpha_T$			✓			✓				✓		✓		✓	✓	✓		✓	✓	✓	✓		✓	✓	✓	✓	✓	✓	✓
p_N	✓					✓				✓		✓		✓	✓			✓		✓	✓	✓	✓	✓	✓	✓	✓	✓	✓
δp_{TT}					✓	✓				✓		✓		✓				✓	✓	✓		✓	✓	✓	✓	✓	✓	✓	✓
MINERvA-0 π																													
$\delta\alpha_T$			✓				✓			✓	✓			✓	✓	✓		✓	✓	✓	✓		✓	✓	✓	✓	✓	✓	✓
p_N	✓						✓			✓	✓			✓	✓			✓		✓	✓	✓	✓	✓	✓	✓	✓	✓	✓
δp_T		✓					✓			✓	✓			✓		✓			✓		✓	✓	✓	✓	✓	✓	✓	✓	✓
$\delta\phi_T$				✓			✓			✓	✓									✓		✓		✓					
MINERvA- π^0																													
$\delta\alpha_T$			✓				✓			✓	✓			✓	✓	✓		✓	✓	✓	✓		✓	✓	✓	✓	✓	✓	✓
p_N	✓						✓			✓	✓			✓	✓			✓		✓	✓	✓	✓	✓	✓	✓	✓	✓	✓
δp_{TT}					✓		✓			✓	✓			✓				✓	✓	✓		✓	✓	✓	✓	✓	✓	✓	✓

Table 6: Specifications of observable combinations within the tuning superset in Table 3. Combi-15 is Best-AllPar, Combi-24 is Superset, and Combi-26 is Best-RedPar.

- Combi-18 through 22 result from merging three combinations:

$$\text{Combi-18} = \text{Combi-1} \cup \text{Combi-3} \cup \text{Combi-5},$$

$$\text{Combi-19} = \text{Combi-2} \cup \text{Combi-3} \cup \text{Combi-5},$$

$$\text{Combi-20} = \text{Combi-3} \cup \text{Combi-4} \cup \text{Combi-5},$$

$$\text{Combi-21} = \text{Combi-1} \cup \text{Combi-2} \cup \text{Combi-3},$$

$$\text{Combi-22} = \text{Combi-1} \cup \text{Combi-2} \cup \text{Combi-4}.$$

- Combi-23 merges four different combinations:

$$\text{Combi-23} = \text{Combi-1} \cup \text{Combi-2} \cup$$

$$\text{Combi-3} \cup \text{Combi-5}.$$

- Combi-24 encompasses all variables, acting as the superset.
- Combi-25 and 26 are the same as Combi-21 and 23, respectively, except that δp_T in MINERvA-0 π is removed to avoid correlation with p_N in the same data set.

Figure 5 shows the change in χ^2 for the complete observable set (tuned plus validation) as a function of the tuning combination, where the two model parameter sets, AllPar and RedPar, are compared and it can be seen that the respective minima happen at Combi-15 and 26.

B π^0 FSI fate decomposition for G24-0 and G24-c

Figures [14-17](#) display comparisons of G24-0 and G24-c predictions to data, detailing the composition by π^0 FSI fate.

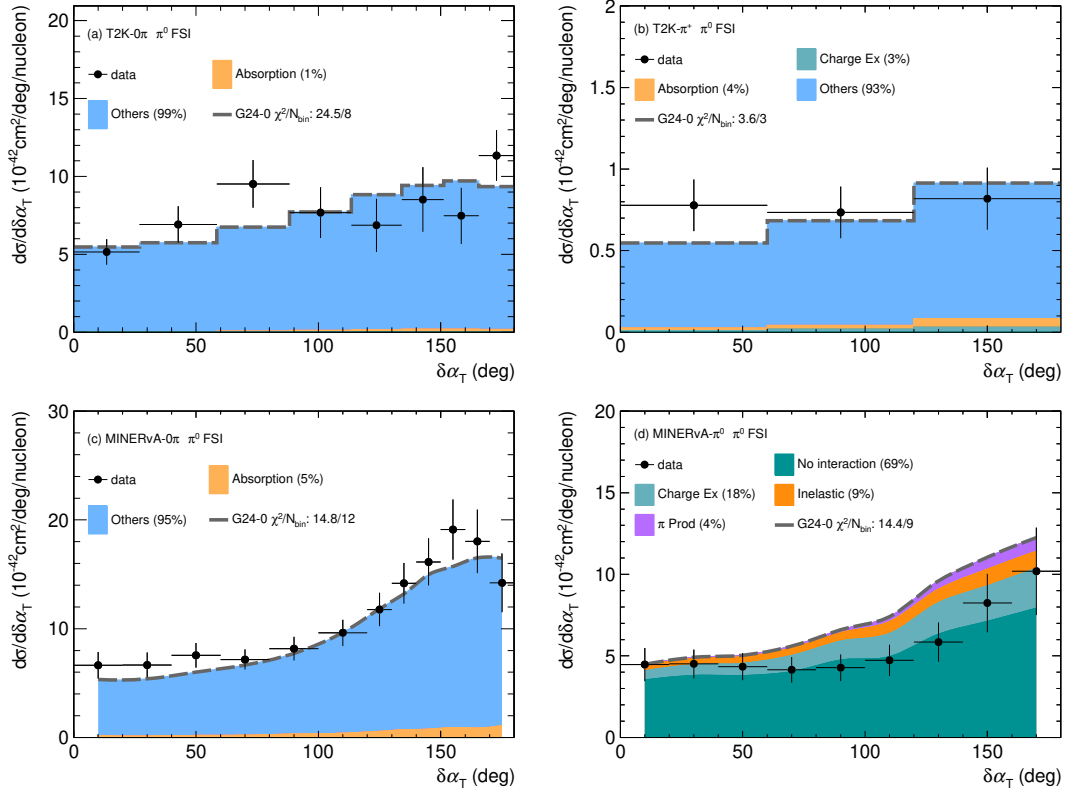


Figure 14: Extension of figure 10a to all four $\delta\alpha_T$ measurements.

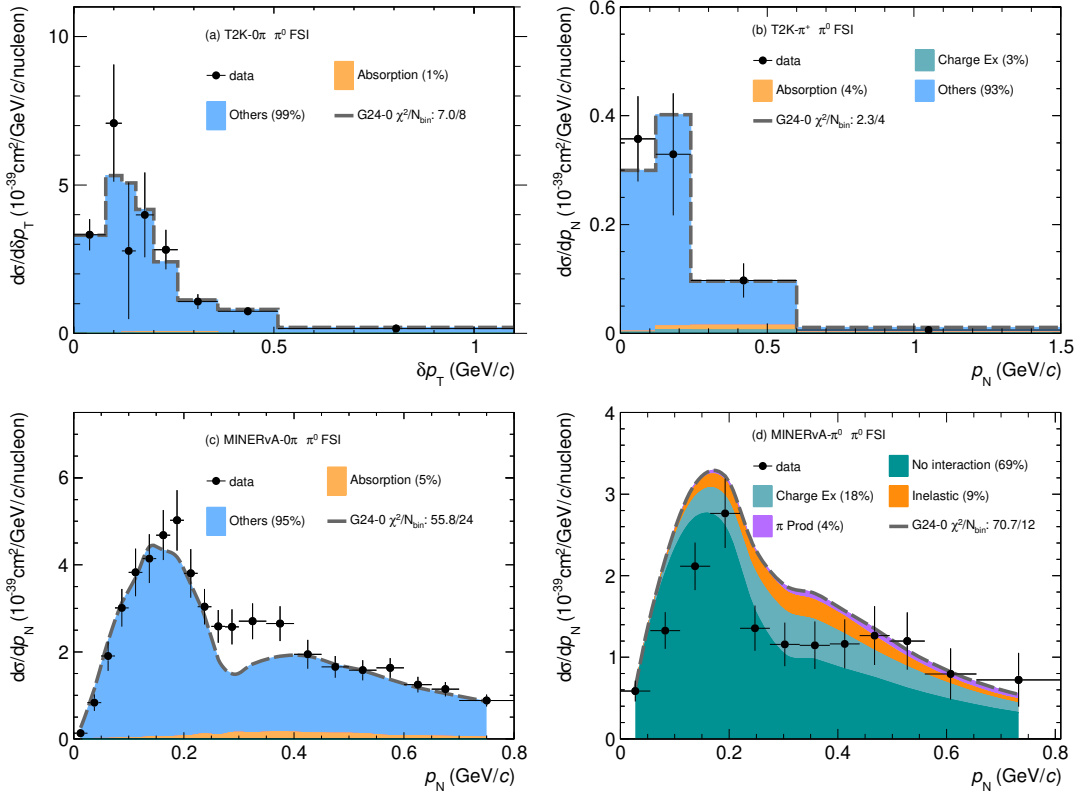


Figure 15: Extension of figure 10a but to all four p_N measurements.

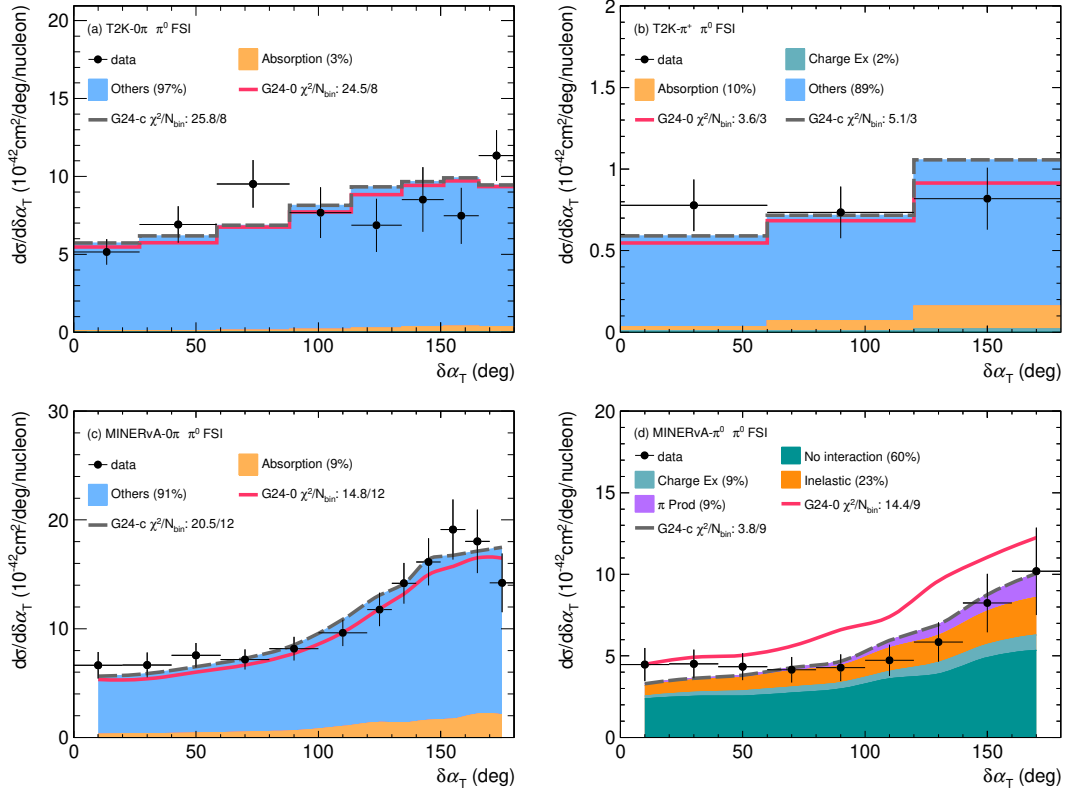


Figure 16: Extension of figure 10b to all four $\delta\alpha_T$ measurements.

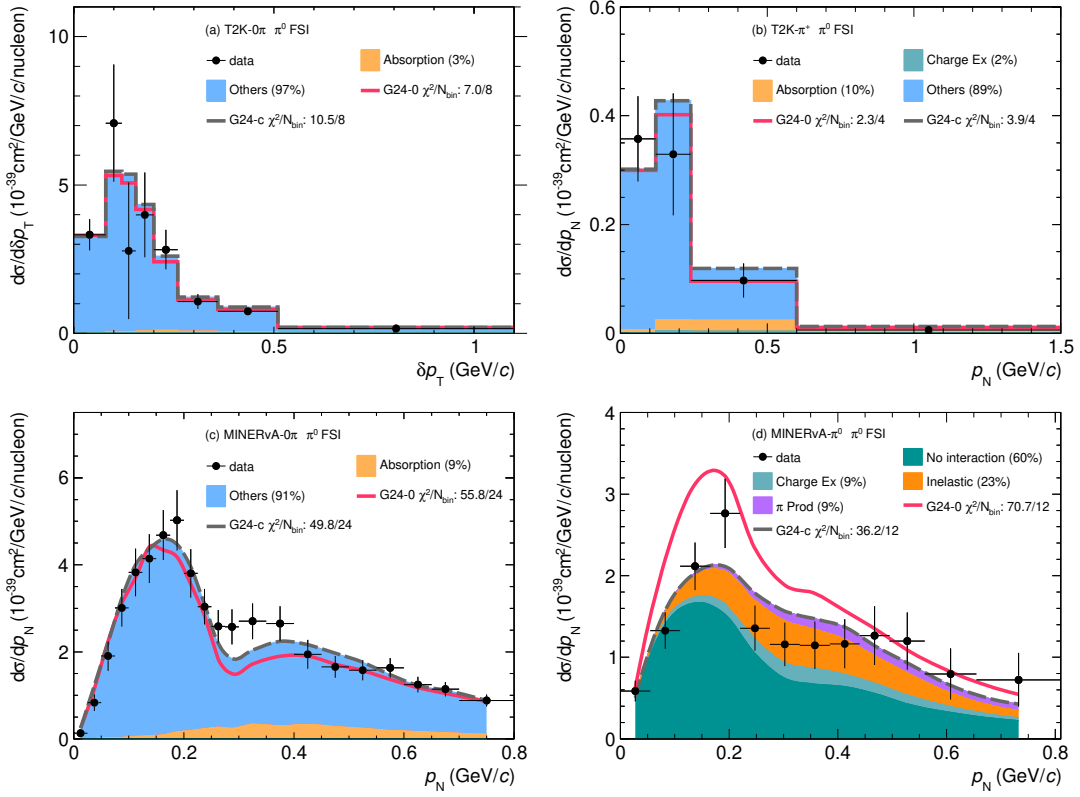


Figure 17: Extension of figure 10b but to all four p_N measurements.