

Observation of $\eta_c(2S) \rightarrow K^+K^-\eta$

M. Ablikim¹, M. N. Achasov^{4,c}, P. Adlarson⁷⁵, O. Afedulidis³, X. C. Ai⁸⁰, R. Aliberti³⁵, A. Amoroso^{74A,74C}, Q. An^{71,58,a}, Y. Bai⁵⁷, O. Bakina³⁶, I. Balossino^{29A}, Y. Ban^{46,h}, H.-R. Bao⁶³, V. Batzskaya^{1,44}, K. Begzsuren³², N. Berger³⁵, M. Berlowski⁴⁴, M. Bertani^{28A}, D. Bettoni^{29A}, F. Bianchi^{74A,74C}, E. Bianco^{74A,74C}, A. Bortone^{74A,74C}, I. Boyko³⁶, R. A. Briere⁵, A. Brueggemann⁶⁸, H. Cai⁷⁶, X. Cai^{1,58}, A. Calcaterra^{28A}, G. F. Cao^{1,63}, N. Cao^{1,63}, S. A. Cetin^{62A}, J. F. Chang^{1,58}, G. R. Che⁴³, G. Chelkov^{36,b}, C. Chen⁴³, C. H. Chen⁹, Chao Chen⁵⁵, G. Chen¹, H. S. Chen^{1,63}, H. Y. Chen²⁰, M. L. Chen^{1,58,63}, S. J. Chen⁴², S. L. Chen⁴⁵, S. M. Chen⁶¹, T. Chen^{1,63}, X. R. Chen^{31,63}, X. T. Chen^{1,63}, Y. B. Chen^{1,58}, Y. Q. Chen³⁴, Z. J. Chen^{25,i}, Z. Y. Chen^{1,63}, S. K. Choi^{10A}, G. Cibinetto^{29A}, F. Cossio^{74C}, J. J. Cui⁵⁰, H. L. Dai^{1,58}, J. P. Dai⁷⁸, A. Dbeyssi¹⁸, R. E. de Boer³, D. Dedovich³⁶, C. Q. Deng⁷², Z. Y. Deng¹, A. Denig³⁵, I. Denysenko³⁶, M. Destefanis^{74A,74C}, F. De Mori^{74A,74C}, B. Ding^{66,1}, X. X. Ding^{46,h}, Y. Ding³⁴, Y. Ding⁴⁰, J. Dong^{1,58}, L. Y. Dong^{1,63}, M. Y. Dong^{1,58,63}, X. Dong⁷⁶, M. C. Du¹, S. X. Du⁸⁰, Y. Y. Duan⁵⁵, Z. H. Duan⁴², P. Egorov^{36,b}, Y. H. Fan⁴⁵, J. Fang^{1,58}, J. Fang⁵⁹, S. S. Fang^{1,63}, W. X. Fang¹, Y. Fang¹, Y. Q. Fang^{1,58}, R. Farinelli^{29A}, L. Fava^{74B,74C}, F. Feldbauer³, G. Felici^{28A}, C. Q. Feng^{71,58}, J. H. Feng⁵⁹, Y. T. Feng^{71,58}, M. Fritsch³, C. D. Fu¹, J. L. Fu⁶³, Y. W. Fu^{1,63}, H. Gao⁶³, X. B. Gao⁴¹, Y. N. Gao^{46,h}, Yang Gao^{71,58}, S. Garbolino^{74C}, I. Garzia^{29A,29B}, L. Ge⁸⁰, P. T. Ge⁷⁶, Z. W. Ge⁴², C. Geng⁵⁹, E. M. Gersabeck⁶⁷, A. Gilman⁶⁹, K. Goetzen¹³, L. Gong⁴⁰, W. X. Gong^{1,58}, W. Gradl³⁵, S. Gramigna^{29A,29B}, M. Greco^{74A,74C}, M. H. Gu^{1,58}, Y. T. Gu¹⁵, C. Y. Guan^{1,63}, A. Q. Guo^{31,63}, L. B. Guo⁴¹, M. J. Guo⁵⁰, R. P. Guo⁴⁹, Y. P. Guo^{12,g}, A. Guskov^{36,b}, J. Gutierrez²⁷, K. L. Han⁶³, T. T. Han¹, F. Hanisch³, X. Q. Hao¹⁹, F. A. Harris⁶⁵, K. K. He⁵⁵, K. L. He^{1,63}, F. H. Heinsius³, C. H. Heinz³⁵, Y. K. Heng^{1,58,63}, C. Herold⁶⁰, T. Holtmann³, P. C. Hong³⁴, G. Y. Hou^{1,63}, X. T. Hou^{1,63}, Y. R. Hou⁶³, Z. L. Hou¹, B. Y. Hu⁵⁹, H. M. Hu^{1,63}, J. F. Hu^{56,j}, S. L. Hu^{12,g}, T. Hu^{1,58,63}, Y. Hu¹, G. S. Huang^{71,58}, K. X. Huang⁵⁹, L. Q. Huang^{31,63}, X. T. Huang⁵⁰, Y. P. Huang¹, Y. S. Huang⁵⁹, T. Hussain⁷³, F. Hölzken³, N. Hüsken³⁵, N. in der Wiesche⁶⁸, J. Jackson²⁷, S. Janchiv³², J. H. Jeong^{10A}, Q. Ji¹, Q. P. Ji¹⁹, W. Ji^{1,63}, X. B. Ji^{1,63}, X. L. Ji^{1,58}, Y. Y. Ji⁵⁰, X. Q. Jia⁵⁰, Z. K. Jia^{71,58}, D. Jiang^{1,63}, H. B. Jiang⁷⁶, P. C. Jiang^{46,h}, S. S. Jiang³⁹, T. J. Jiang¹⁶, X. S. Jiang^{1,58,63}, Y. Jiang⁶³, J. B. Jiao⁵⁰, J. K. Jiao³⁴, Z. Jiao²³, S. Jin⁴², Y. Jin⁶⁶, M. Q. Jing^{1,63}, X. M. Jing⁶³, T. Johansson⁷⁵, S. Kabana³³, N. Kalantar-Nayestanaki⁶⁴, X. L. Kang⁹, X. S. Kang⁴⁰, M. Kavatsyuk⁶⁴, B. C. Ke⁸⁰, V. Khachatryan²⁷, A. Khoukaz⁶⁸, R. Kiuchi¹, O. B. Kolcu^{62A}, B. Kopf³, M. Kuessner³, X. Kui^{1,63}, N. Kumar²⁶, A. Kupsc^{44,75}, W. Kühn³⁷, J. J. Lane⁶⁷, P. Larin¹⁸, L. Lavezzi^{74A,74C}, T. T. Lei^{71,58}, Z. H. Lei^{71,58}, M. Lellmann³⁵, T. Lenz³⁵, C. Li⁴⁷, C. Li⁴³, C. H. Li³⁹, Cheng Li^{71,58}, D. M. Li⁸⁰, F. Li^{1,58}, G. Li¹, H. B. Li^{1,63}, H. J. Li¹⁹, H. N. Li^{56,j}, Hui Li⁴³, J. R. Li⁶¹, J. S. Li⁵⁹, K. Li¹, L. J. Li^{1,63}, L. K. Li¹, Lei Li⁴⁸, M. H. Li⁴³, P. R. Li^{38,k,l}, Q. M. Li^{1,63}, Q. X. Li⁵⁰, R. Li^{17,31}, S. X. Li¹², T. Li⁵⁰, W. D. Li^{1,63}, W. G. Li^{1,a}, X. Li^{1,63}, X. H. Li^{71,58}, X. L. Li⁵⁰, X. Y. Li^{1,63}, X. Z. Li⁵⁹, Y. G. Li^{46,h}, Z. J. Li⁵⁹, Z. Y. Li⁷⁸, C. Liang⁴², H. Liang^{1,63}, H. Liang^{71,58}, Y. F. Liang⁵⁴, Y. T. Liang^{31,63}, G. R. Liao¹⁴, L. Z. Liao⁵⁰, Y. P. Liao^{1,63}, J. Libby²⁶, A. Limphirat⁶⁰, C. C. Lin⁵⁵, D. X. Lin^{31,63}, T. Lin¹, B. J. Liu¹, B. X. Liu⁷⁶, C. Liu³⁴, C. X. Liu¹, F. Liu¹, F. H. Liu⁵³, Feng Liu⁶, G. M. Liu^{56,j}, H. Liu^{38,k,l}, H. B. Liu¹⁵, H. H. Liu¹, H. M. Liu^{1,63}, Huihui Liu²¹, J. B. Liu^{71,58}, J. Y. Liu^{1,63}, K. Liu^{38,k,l}, K. Y. Liu⁴⁰, Ke Liu²², L. Liu^{71,58}, L. C. Liu⁴³, Lu Liu⁴³, M. H. Liu^{12,g}, P. L. Liu¹, Q. Liu⁶³, S. B. Liu^{71,58}, T. Liu^{12,g}, W. K. Liu⁴³, W. M. Liu^{71,58}, X. Liu^{38,k,l}, X. Liu³⁹, Y. Liu⁸⁰, Y. Liu^{38,k,l}, Y. B. Liu⁴³, Z. A. Liu^{1,58,63}, Z. D. Liu⁹, Z. Q. Liu⁵⁰, X. C. Lou^{1,58,63}, F. X. Lu⁵⁹, H. J. Lu²³, J. G. Lu^{1,58}, X. L. Lu¹, Y. Lu⁷, Y. P. Lu^{1,58}, Z. H. Lu^{1,63}, C. L. Luo⁴¹, J. R. Luo⁵⁹, M. X. Luo⁷⁹, T. Luo^{12,g}, X. L. Luo^{1,58}, X. R. Lyu⁶³, Y. F. Lyu⁴³, F. C. Ma⁴⁰, H. Ma⁷⁸, H. L. Ma¹, J. L. Ma^{1,63}, L. L. Ma⁵⁰, M. M. Ma^{1,63}, Q. M. Ma¹, R. Q. Ma^{1,63}, T. Ma^{71,58}, X. T. Ma^{1,63}, X. Y. Ma^{1,58}, Y. Ma^{46,h}, Y. M. Ma³¹, F. E. Maas¹⁸, M. Maggiora^{74A,74C}, S. Malde⁶⁹, Y. J. Mao^{46,h}, Z. P. Mao¹, S. Marcello^{74A,74C}, Z. X. Meng⁶⁶, J. G. Messchendorp^{13,64}, G. Mezzadri^{29A}, H. Miao^{1,63}, T. J. Min⁴², R. E. Mitchell²⁷, X. H. Mo^{1,58,63}, B. Moses²⁷, N. Yu. Muchnoi^{4,c}, J. Muskalla³⁵, Y. Nefedov³⁶, F. Nerling^{18,e}, L. S. Nie²⁰, I. B. Nikolaev^{4,c}, Z. Ning^{1,58}, S. Nisar^{11,m}, Q. L. Niu^{38,k,l}, W. D. Niu⁵⁵, Y. Niu⁵⁰, S. L. Olsen⁶³, Q. Ouyang^{1,58,63}, S. Pacetti^{28B,28C}, X. Pan⁵⁵, Y. Pan⁵⁷, A. Pathak³⁴, P. Patteri^{28A}, Y. P. Pei^{71,58}, M. Pelizaeus³, H. P. Peng^{71,58}, Y. Y. Peng^{38,k,l}, K. Peters^{13,e}, J. L. Ping⁴¹, R. G. Ping^{1,63}, S. Plura³⁵, V. Prasad³³, F. Z. Qi¹, H. Qi^{71,58}, H. R. Qi⁶¹, M. Qi⁴², T. Y. Qi^{12,g}, S. Qian^{1,58}, W. B. Qian⁶³, C. F. Qiao⁶³, X. K. Qiao⁸⁰, J. J. Qin⁷², L. Q. Qin¹⁴, L. Y. Qin^{71,58}, X. S. Qin⁵⁰, Z. H. Qin^{1,58}, J. F. Qiu¹, Z. H. Qu⁷², C. F. Redmer³⁵, K. J. Ren³⁹, A. Rivetti^{74C}, M. Rolo^{74C}, G. Rong^{1,63}, Ch. Rosner¹⁸, S. N. Ruan⁴³, N. Salone⁴⁴, A. Sarantsev^{36,d}, Y. Schelhaas³⁵, K. Schoenning⁷⁵, M. Scodeggio^{29A}, K. Y. Shan^{12,g}, W. Shan²⁴, X. Y. Shan^{71,58}, Z. J. Shang^{38,k,l}, L. G. Shao^{1,63}, M. Shao^{71,58}, C. P. Shen^{12,g}, H. F. Shen^{1,8}, W. H. Shen⁶³, X. Y. Shen^{1,63}, B. A. Shi⁶³, H. Shi^{71,58}, H. C. Shi^{71,58}, J. L. Shi^{12,g}, J. Y. Shi¹, Q. Q. Shi⁵⁵, S. Y. Shi⁷², X. Shi^{1,58}, J. J. Song¹⁹, T. Z. Song⁵⁹, W. M. Song^{34,1}, Y. J. Song^{12,g}, Y. X. Song^{46,h,m}, S. Sosio^{74A,74C}, S. Spataro^{74A,74C}, F. Stieler³⁵, Y. J. Su⁶³, G. B. Sun⁷⁶, G. X. Sun¹,

H. Sun⁶³, H. K. Sun¹, J. F. Sun¹⁹, K. Sun⁶¹, L. Sun⁷⁶, S. S. Sun^{1,63}, T. Sun^{51,f}, W. Y. Sun³⁴, Y. Sun⁹,
 Y. J. Sun^{71,58}, Y. Z. Sun¹, Z. Q. Sun^{1,63}, Z. T. Sun⁵⁰, C. J. Tang⁵⁴, G. Y. Tang¹, J. Tang⁵⁹, M. Tang^{71,58},
 Y. A. Tang⁷⁶, L. Y. Tao⁷², Q. T. Tao^{25,i}, M. Tat⁶⁹, J. X. Teng^{71,58}, V. Thoren⁷⁵, W. H. Tian⁵⁹, Y. Tian^{31,63},
 Z. F. Tian⁷⁶, I. Uman^{62B}, Y. Wan⁵⁵, S. J. Wang⁵⁰, B. Wang¹, B. L. Wang⁶³, Bo Wang^{71,58}, D. Y. Wang^{46,h},
 F. Wang⁷², H. J. Wang^{38,k,l}, J. J. Wang⁷⁶, J. P. Wang⁵⁰, K. Wang^{1,58}, L. L. Wang¹, M. Wang⁵⁰, N. Y. Wang⁶³,
 S. Wang^{38,k,l}, S. Wang^{12,g}, T. Wang^{12,g}, T. J. Wang⁴³, W. Wang⁵⁹, W. Wang⁷², W. P. Wang^{35,71,o}, X. Wang^{46,h},
 X. F. Wang^{38,k,l}, X. J. Wang³⁹, X. L. Wang^{12,g}, X. N. Wang¹, Y. Wang⁶¹, Y. D. Wang⁴⁵, Y. F. Wang^{1,58,63},
 Y. L. Wang¹⁹, Y. N. Wang⁴⁵, Y. Q. Wang¹, Yaqian Wang¹⁷, Yi Wang⁶¹, Z. Wang^{1,58}, Z. L. Wang⁷²,
 Z. Y. Wang^{1,63}, Ziyi Wang⁶³, D. H. Wei¹⁴, F. Weidner⁶⁸, S. P. Wen¹, Y. R. Wen³⁹, U. Wiedner³, G. Wilkinson⁶⁹,
 M. Wolke⁷⁵, L. Wollenberg³, C. Wu³⁹, J. F. Wu^{1,8}, L. H. Wu¹, L. J. Wu^{1,63}, X. Wu^{12,g}, X. H. Wu³⁴, Y. Wu^{71,58},
 Y. H. Wu⁵⁵, Y. J. Wu³¹, Z. Wu^{1,58}, L. Xia^{71,58}, X. M. Xian³⁹, B. H. Xiang^{1,63}, T. Xiang^{46,h}, D. Xiao^{38,k,l},
 G. Y. Xiao⁴², S. Y. Xiao¹, Y. L. Xiao^{12,g}, Z. J. Xiao⁴¹, C. Xie⁴², X. H. Xie^{46,h}, Y. Xie⁵⁰, Y. G. Xie^{1,58}, Y. H. Xie⁶,
 Z. P. Xie^{71,58}, T. Y. Xing^{1,63}, C. F. Xu^{1,63}, C. J. Xu⁵⁹, G. F. Xu¹, H. Y. Xu^{66,2,p}, M. Xu^{71,58}, Q. J. Xu¹⁶,
 Q. N. Xu³⁰, W. Xu¹, W. L. Xu⁶⁶, X. P. Xu⁵⁵, Y. C. Xu⁷⁷, Z. P. Xu⁴², Z. S. Xu⁶³, F. Yan^{12,g}, L. Yan^{12,g},
 W. B. Yan^{71,58}, W. C. Yan⁸⁰, X. Q. Yan¹, H. J. Yang^{51,f}, H. L. Yang³⁴, H. X. Yang¹, T. Yang¹, Y. Yang^{12,g},
 Y. F. Yang^{1,63}, Y. F. Yang⁴³, Y. X. Yang^{1,63}, Z. W. Yang^{38,k,l}, Z. P. Yao⁵⁰, M. Ye^{1,58}, M. H. Ye⁸, J. H. Yin¹,
 Z. Y. You⁵⁹, B. X. Yu^{1,58,63}, C. X. Yu⁴³, G. Yu^{1,63}, J. S. Yu^{25,i}, T. Yu⁷², X. D. Yu^{46,h}, Y. C. Yu⁸⁰, C. Z. Yuan^{1,63},
 J. Yuan³⁴, J. Yuan⁴⁵, L. Yuan², S. C. Yuan^{1,63}, Y. Yuan^{1,63}, Z. Y. Yuan⁵⁹, C. X. Yue³⁹, A. A. Zafar⁷³, F. R. Zeng⁵⁰,
 S. H. Zeng⁷², X. Zeng^{12,g}, Y. Zeng^{25,i}, Y. J. Zeng⁵⁹, Y. J. Zeng^{1,63}, X. Y. Zhai³⁴, Y. C. Zhai⁵⁰, Y. H. Zhan⁵⁹,
 A. Q. Zhang^{1,63}, B. L. Zhang^{1,63}, B. X. Zhang¹, D. H. Zhang⁴³, G. Y. Zhang¹⁹, H. Zhang^{71,58}, H. Zhang⁸⁰,
 H. C. Zhang^{1,58,63}, H. H. Zhang³⁴, H. H. Zhang⁵⁹, H. Q. Zhang^{1,58,63}, H. R. Zhang^{71,58}, H. Y. Zhang^{1,58}, J. Zhang⁸⁰,
 J. Zhang⁵⁹, J. J. Zhang⁵², J. L. Zhang²⁰, J. Q. Zhang⁴¹, J. S. Zhang^{12,g}, J. W. Zhang^{1,58,63}, J. X. Zhang^{38,k,l},
 J. Y. Zhang¹, J. Z. Zhang^{1,63}, Jianyu Zhang⁶³, L. M. Zhang⁶¹, Lei Zhang⁴², P. Zhang^{1,63}, Q. Y. Zhang³⁴,
 R. Y. Zhang^{38,k,l}, S. H. Zhang^{1,63}, Shulei Zhang^{25,i}, X. D. Zhang⁴⁵, X. M. Zhang¹, X. Y. Zhang⁵⁰, Y. Zhang⁷²,
 Y. Zhang¹, Y. T. Zhang⁸⁰, Y. H. Zhang^{1,58}, Y. M. Zhang³⁹, Yan Zhang^{71,58}, Z. D. Zhang¹, Z. H. Zhang¹,
 Z. L. Zhang³⁴, Z. Y. Zhang⁷⁶, Z. Y. Zhang⁴³, Z. Z. Zhang⁴⁵, G. Zhao¹, J. Y. Zhao^{1,63}, J. Z. Zhao^{1,58}, L. Zhao¹,
 Lei Zhao^{71,58}, M. G. Zhao⁴³, N. Zhao⁷⁸, R. P. Zhao⁶³, S. J. Zhao⁸⁰, Y. B. Zhao^{1,58}, Y. X. Zhao^{31,63}, Z. G. Zhao^{71,58},
 A. Zhemchugov^{36,b}, B. Zheng⁷², B. M. Zheng³⁴, J. P. Zheng^{1,58}, W. J. Zheng^{1,63}, Y. H. Zheng⁶³, B. Zhong⁴¹,
 X. Zhong⁵⁹, H. Zhou⁵⁰, J. Y. Zhou³⁴, L. P. Zhou^{1,63}, S. Zhou⁶, X. Zhou⁷⁶, X. K. Zhou⁶, X. R. Zhou^{71,58},
 X. Y. Zhou³⁹, Y. Z. Zhou^{12,g}, J. Zhu⁴³, K. Zhu¹, K. J. Zhu^{1,58,63}, K. S. Zhu^{12,g}, L. Zhu³⁴, L. X. Zhu⁶³,
 S. H. Zhu⁷⁰, S. Q. Zhu⁴², T. J. Zhu^{12,g}, W. D. Zhu⁴¹, Y. C. Zhu^{71,58}, Z. A. Zhu^{1,63}, J. H. Zou¹, J. Zu^{71,58}

(BESIII Collaboration)

¹ *Institute of High Energy Physics, Beijing 100049, People's Republic of China*

² *Beihang University, Beijing 100191, People's Republic of China*

³ *Bochum Ruhr-University, D-44780 Bochum, Germany*

⁴ *Budker Institute of Nuclear Physics SB RAS (BINP), Novosibirsk 630090, Russia*

⁵ *Carnegie Mellon University, Pittsburgh, Pennsylvania 15213, USA*

⁶ *Central China Normal University, Wuhan 430079, People's Republic of China*

⁷ *Central South University, Changsha 410083, People's Republic of China*

⁸ *China Center of Advanced Science and Technology, Beijing 100190, People's Republic of China*

⁹ *China University of Geosciences, Wuhan 430074, People's Republic of China*

¹⁰ *Chung-Ang University, Seoul, 06974, Republic of Korea*

¹¹ *COMSATS University Islamabad, Lahore Campus, Defence Road, Off Raiwind Road, 54000 Lahore, Pakistan*

¹² *Fudan University, Shanghai 200433, People's Republic of China*

¹³ *GSI Helmholtzcentre for Heavy Ion Research GmbH, D-64291 Darmstadt, Germany*

¹⁴ *Guangxi Normal University, Guilin 541004, People's Republic of China*

¹⁵ *Guangxi University, Nanning 530004, People's Republic of China*

¹⁶ *Hangzhou Normal University, Hangzhou 310036, People's Republic of China*

¹⁷ *Hebei University, Baoding 071002, People's Republic of China*

¹⁸ *Helmholtz Institute Mainz, Staudinger Weg 18, D-55099 Mainz, Germany*

¹⁹ *Henan Normal University, Xinziang 453007, People's Republic of China*

²⁰ *Henan University, Kaifeng 475004, People's Republic of China*

²¹ *Henan University of Science and Technology, Luoyang 471003, People's Republic of China*

- ²² Henan University of Technology, Zhengzhou 450001, People's Republic of China
- ²³ Huangshan College, Huangshan 245000, People's Republic of China
- ²⁴ Hunan Normal University, Changsha 410081, People's Republic of China
- ²⁵ Hunan University, Changsha 410082, People's Republic of China
- ²⁶ Indian Institute of Technology Madras, Chennai 600036, India
- ²⁷ Indiana University, Bloomington, Indiana 47405, USA
- ²⁸ INFN Laboratori Nazionali di Frascati, (A)INFN Laboratori Nazionali di Frascati, I-00044, Frascati, Italy; (B)INFN Sezione di Perugia, I-06100, Perugia, Italy; (C)University of Perugia, I-06100, Perugia, Italy
- ²⁹ INFN Sezione di Ferrara, (A)INFN Sezione di Ferrara, I-44122, Ferrara, Italy; (B)University of Ferrara, I-44122, Ferrara, Italy
- ³⁰ Inner Mongolia University, Hohhot 010021, People's Republic of China
- ³¹ Institute of Modern Physics, Lanzhou 730000, People's Republic of China
- ³² Institute of Physics and Technology, Peace Avenue 54B, Ulaanbaatar 13330, Mongolia
- ³³ Instituto de Alta Investigación, Universidad de Tarapacá, Casilla 7D, Arica 1000000, Chile
- ³⁴ Jilin University, Changchun 130012, People's Republic of China
- ³⁵ Johannes Gutenberg University of Mainz, Johann-Joachim-Becher-Weg 45, D-55099 Mainz, Germany
- ³⁶ Joint Institute for Nuclear Research, 141980 Dubna, Moscow region, Russia
- ³⁷ Justus-Liebig-Universität Giessen, II. Physikalisches Institut, Heinrich-Buff-Ring 16, D-35392 Giessen, Germany
- ³⁸ Lanzhou University, Lanzhou 730000, People's Republic of China
- ³⁹ Liaoning Normal University, Dalian 116029, People's Republic of China
- ⁴⁰ Liaoning University, Shenyang 110036, People's Republic of China
- ⁴¹ Nanjing Normal University, Nanjing 210023, People's Republic of China
- ⁴² Nanjing University, Nanjing 210093, People's Republic of China
- ⁴³ Nankai University, Tianjin 300071, People's Republic of China
- ⁴⁴ National Centre for Nuclear Research, Warsaw 02-093, Poland
- ⁴⁵ North China Electric Power University, Beijing 102206, People's Republic of China
- ⁴⁶ Peking University, Beijing 100871, People's Republic of China
- ⁴⁷ Qufu Normal University, Qufu 273165, People's Republic of China
- ⁴⁸ Renmin University of China, Beijing 100872, People's Republic of China
- ⁴⁹ Shandong Normal University, Jinan 250014, People's Republic of China
- ⁵⁰ Shandong University, Jinan 250100, People's Republic of China
- ⁵¹ Shanghai Jiao Tong University, Shanghai 200240, People's Republic of China
- ⁵² Shanxi Normal University, Linfen 041004, People's Republic of China
- ⁵³ Shanxi University, Taiyuan 030006, People's Republic of China
- ⁵⁴ Sichuan University, Chengdu 610064, People's Republic of China
- ⁵⁵ Soochow University, Suzhou 215006, People's Republic of China
- ⁵⁶ South China Normal University, Guangzhou 510006, People's Republic of China
- ⁵⁷ Southeast University, Nanjing 211100, People's Republic of China
- ⁵⁸ State Key Laboratory of Particle Detection and Electronics, Beijing 100049, Hefei 230026, People's Republic of China
- ⁵⁹ Sun Yat-Sen University, Guangzhou 510275, People's Republic of China
- ⁶⁰ Suranaree University of Technology, University Avenue 111, Nakhon Ratchasima 30000, Thailand
- ⁶¹ Tsinghua University, Beijing 100084, People's Republic of China
- ⁶² Turkish Accelerator Center Particle Factory Group, (A)Istinye University, 34010, Istanbul, Turkey; (B)Near East University, Nicosia, North Cyprus, 99138, Mersin 10, Turkey
- ⁶³ University of Chinese Academy of Sciences, Beijing 100049, People's Republic of China
- ⁶⁴ University of Groningen, NL-9747 AA Groningen, The Netherlands
- ⁶⁵ University of Hawaii, Honolulu, Hawaii 96822, USA
- ⁶⁶ University of Jinan, Jinan 250022, People's Republic of China
- ⁶⁷ University of Manchester, Oxford Road, Manchester, M13 9PL, United Kingdom
- ⁶⁸ University of Muenster, Wilhelm-Klemm-Strasse 9, 48149 Muenster, Germany
- ⁶⁹ University of Oxford, Keble Road, Oxford OX13RH, United Kingdom
- ⁷⁰ University of Science and Technology Liaoning, Anshan 114051, People's Republic of China

⁷¹ *University of Science and Technology of China, Hefei 230026, People's Republic of China*

⁷² *University of South China, Hengyang 421001, People's Republic of China*

⁷³ *University of the Punjab, Lahore-54590, Pakistan*

⁷⁴ *University of Turin and INFN, (A)University of Turin, I-10125, Turin, Italy; (B)University of Eastern Piedmont, I-15121, Alessandria, Italy; (C)INFN, I-10125, Turin, Italy*

⁷⁵ *Uppsala University, Box 516, SE-75120 Uppsala, Sweden*

⁷⁶ *Wuhan University, Wuhan 430072, People's Republic of China*

⁷⁷ *Yantai University, Yantai 264005, People's Republic of China*

⁷⁸ *Yunnan University, Kunming 650500, People's Republic of China*

⁷⁹ *Zhejiang University, Hangzhou 310027, People's Republic of China*

⁸⁰ *Zhengzhou University, Zhengzhou 450001, People's Republic of China*

^a *Deceased*

^b *Also at the Moscow Institute of Physics and Technology, Moscow 141700, Russia*

^c *Also at the Novosibirsk State University, Novosibirsk, 630090, Russia*

^d *Also at the NRC "Kurchatov Institute", PNPI, 188300, Gatchina, Russia*

^e *Also at Goethe University Frankfurt, 60323 Frankfurt am Main, Germany*

^f *Also at Key Laboratory for Particle Physics, Astrophysics and Cosmology, Ministry of Education; Shanghai Key Laboratory for Particle Physics and Cosmology; Institute of Nuclear and Particle Physics, Shanghai 200240, People's Republic of China*

^g *Also at Key Laboratory of Nuclear Physics and Ion-beam Application (MOE) and Institute of Modern Physics, Fudan University, Shanghai 200443, People's Republic of China*

^h *Also at State Key Laboratory of Nuclear Physics and Technology, Peking University, Beijing 100871, People's Republic of China*

ⁱ *Also at School of Physics and Electronics, Hunan University, Changsha 410082, China*

^j *Also at Guangdong Provincial Key Laboratory of Nuclear Science, Institute of Quantum Matter, South China Normal University, Guangzhou 510006, China*

^k *Also at MOE Frontiers Science Center for Rare Isotopes, Lanzhou University, Lanzhou 730000, People's Republic of China*

^l *Also at Lanzhou Center for Theoretical Physics, Lanzhou University, Lanzhou 730000, People's Republic of China*

^m *Also at the Department of Mathematical Sciences, IBA, Karachi 75270, Pakistan*

ⁿ *Also at Ecole Polytechnique Federale de Lausanne (EPFL), CH-1015 Lausanne, Switzerland*

^o *Also at Helmholtz Institute Mainz, Staudinger Weg 18, D-55099 Mainz, Germany*

^p *Also at School of Physics, Beihang University, Beijing 100191, China*

(Dated: August 7, 2024)

By analyzing $(27.12 \pm 0.14) \times 10^8$ $\psi(3686)$ events accumulated with the BESIII detector, the decay $\eta_c(2S) \rightarrow K^+K^-\eta$ is observed for the first time with a significance of 6.2σ after considering systematic uncertainties. The product of the branching fractions of $\psi(3686) \rightarrow \gamma\eta_c(2S)$ and $\eta_c(2S) \rightarrow K^+K^-\eta$ is measured to be $\mathcal{B}(\psi(3686) \rightarrow \gamma\eta_c(2S)) \times \mathcal{B}(\eta_c(2S) \rightarrow K^+K^-\eta) = (2.39 \pm 0.32 \pm 0.34) \times 10^{-6}$, where the first uncertainty is statistical, and the second one is systematic. The branching fraction of $\eta_c(2S) \rightarrow K^+K^-\eta$ is determined to be $\mathcal{B}(\eta_c(2S) \rightarrow K^+K^-\eta) = (3.42 \pm 0.46 \pm 0.48 \pm 2.44) \times 10^{-3}$, where the third uncertainty is due to the branching fraction of $\psi(3686) \rightarrow \gamma\eta_c(2S)$. Using a recent BESIII measurement of $\mathcal{B}(\eta_c(2S) \rightarrow K^+K^-\pi^0)$, we also determine the ratio between the branching fractions of $\eta_c(2S) \rightarrow K^+K^-\eta$ and $\eta_c(2S) \rightarrow K^+K^-\pi^0$ to be $1.49 \pm 0.22 \pm 0.25$, which is consistent with the previous result of BaBar at a comparable precision level.

I. INTRODUCTION

Since the discovery of J/ψ in 1974, the charmonium states have been viewed as excellent laboratories for studying the non-perturbative regime of Quantum Chromodynamics (QCD), which is the theory of strong interactions among quarks and gluons. Various theoretical calculations have been performed [1–4] based on

QCD-inspired effective action and/or potential models. A good agreement for the mass spectrum of the charmonium states below the open-charm threshold has been achieved [5, 6]. There are abundant measurements of the charmonium states in recent years, while our knowledge of the S -wave singlet charmonium state, $\psi_c(2S)$, is still sparse. The concise history of measurements of $\psi_c(2S)$ is as follows: the resonance $\psi_c(2S)$ was observed

by the Belle collaboration in the decay $B^\pm \rightarrow K^\pm \psi(3686)$, $\psi(3686) \rightarrow K_S^0 K^\pm$ [7], and this state was confirmed by the CLEO and BaBar collaborations in the two-photon fusion process $e^+e^- \rightarrow e^+e^- \psi(3686)$; $\psi(3686) \rightarrow \psi(3686) \rightarrow K_S^0 K^\pm$ [8, 9]. The resonance was also observed in the double charmonium production process $e^+e^- \rightarrow J/\psi \psi(3686)$ by the BaBar [10] and Belle [11] collaborations. The mass of $\psi(3686)$ ($M_{\psi(3686)} = 3637.7$ MeV) lies just below that of $\psi(3686)$ ($M_{\psi(3686)} = 3686.1$ MeV). Ten years after the discovery of the $\psi(3686)$, a magnetic dipole (M1) transition $\psi(3686) \rightarrow \psi(3686)$ was reported by the BESIII collaboration in 2012 [12], with $\psi(3686) \rightarrow K^+K^-$ and $K_S^0 K^\pm$. To date, only a few $\psi(3686)$ decay modes have been observed, and the total branching fraction of these decay modes is less than 5% [13]. Therefore, the search for new decay modes of $\psi(3686)$ will provide valuable information for both experimental and theoretical studies, helping us to better understand its properties.

The search for new $\psi(3686)$ decay modes is important as it may provide insights into unresolved charmonium puzzles. The authors of Ref. [14] proposed that there is a “12% rule” between the branching fractions of J/ψ and $\psi(3686)$ decays:

$$\frac{\mathcal{B}(\psi(3686) \rightarrow h)}{\mathcal{B}(J/\psi \rightarrow h)} = \frac{\mathcal{B}(\psi(3686) \rightarrow e^+e^-)}{\mathcal{B}(J/\psi \rightarrow e^+e^-)} \approx 0.12; \quad (1)$$

where h represents any hadronic final state. Even though many exclusive channels obey this rule well, the decay $\psi(3686) \rightarrow h$ has a much smaller ratio than 12% [15], which gives rise to the so called “12% puzzle”. So far, several interpretations have been proposed to solve it [16–18], but none of them has been widely accepted yet. Likewise, there would be an analogous ratio between the branching fractions of $\psi(3686)$ and $\psi(3686)$, as the spin-singlet partners of J/ψ and $\psi(3686)$. Ref. [19] predicts

$$\frac{\mathcal{B}(\psi(3686) \rightarrow h)}{\mathcal{B}(\psi(3686) \rightarrow h)} \approx \frac{\mathcal{B}(\psi(3686) \rightarrow h)}{\mathcal{B}(J/\psi \rightarrow h)} = 0.128; \quad (2)$$

while Ref. [20] predicts

$$\frac{\mathcal{B}(\psi(3686) \rightarrow h)}{\mathcal{B}(\psi(3686) \rightarrow h)} \approx 1; \quad (3)$$

if a glueball-meson mixing mechanism, which could reduce this ratio, is not taken into account. Recently, the authors of Ref. [21] reviewed the branching fraction ratios in several decay modes, and found that seemingly most of the experimental measurements agree with neither of the two predictions. Besides, it should be noticed that the uncertainties of present experimental measurements are still very large, preventing any definitive conclusions. The search for new decay modes and more precise measurements of $\psi(3686)$ decays are desired to understand the hadronic decay mechanism of the charmonium states below the open-charm threshold.

Previously, evidence for $\psi(3686) \rightarrow K^+K^-$ was reported by BaBar, where $\psi(3686)$ is produced via the

two-photon fusion process [22]. The ratio between the branching fractions of $\psi(3686) \rightarrow K^+K^-$ and $\psi(3686) \rightarrow K^+K^-$ is determined to be $0.82 \pm 0.21 \pm 0.27$. With a sample of $(27.12 \pm 0.14) \times 10^8$ (3686) events accumulated with the BESIII detector, we have a good chance to search for the decay $\psi(3686) \rightarrow K^+K^-$, and measure its branching fraction.

II. DETECTOR AND DATA SAMPLES

The BESIII detector [23] records symmetric e^+e^- collisions provided by the BEPCII storage ring [24] in the center-of-mass (CM) energy range from 2.0 to 4.95 GeV, with a peak luminosity of $1 \times 10^{33} \text{ cm}^{-2}\text{s}^{-1}$ achieved at $\sqrt{s} = 3.77$ GeV. BESIII has collected large data samples in this energy region [25]. The cylindrical core of the BESIII detector covers 93% of the full solid angle and consists of a helium-based multilayer drift chamber (MDC), a plastic scintillator time-of-flight system (TOF), and a CsI (Tl) electromagnetic calorimeter (EMC), which are all enclosed in a superconducting solenoidal magnet providing a 1.0 T magnetic field. The solenoid is supported by an octagonal flux-return yoke with resistive plate counter muon identifier modules interleaved with steel. The acceptance for charged particles and photons is 93% over 4 π solid angle. The charged particle momentum resolution at 1 GeV/ c is 0.5%, and the specific energy loss (dE/dx) resolution is 6% for the electrons from Bhabha scattering. The EMC measures photon energies with a resolution of 2.5% (5%) at 1 GeV in the barrel (end cap) region. The time resolution of the TOF barrel section is 68 ps, while that of the end cap section is 110 ps. The end cap TOF system was upgraded in 2015 with multi-gap resistive plate chamber technology, providing a time resolution of 60 ps, which benefits about 85% of the data used in this analysis [26].

This analysis is based on a data sample corresponding to about 2.712 billion (3686) events collected by the BESIII detector at the BEPCII symmetric-energy e^+e^- collider. Additional data sets recorded at the center-of-mass (CM) energy of 3.650 GeV, with an integrated luminosity of 410 pb^{-1} , are used to determine the non-resonant continuum background contributions. Monte Carlo (MC) simulated data samples produced with a GEANT4-based [27] software package, which includes the geometric description of the BESIII detector and the detector response, are utilized to optimize event selection criteria, determine reconstruction efficiencies and estimate background contributions. The simulation models the beam-energy spread and initial state radiation (ISR) in the e^+e^- annihilation with the generator KKMC [28]. The inclusive MC sample includes the production of the $\psi(3686)$ resonance, the ISR production of the J/ψ , and the continuum processes incorporated in KKMC [28]. The decay modes are modeled with EVTGEN [29] using the known branching frac-

tions [13], and the unknown charmonium decays are modeled with LUNDCHARM [30]. Final-state radiation (FSR) from charged final-state particles is incorporated using the PHOTOS package [31]. The exclusive decays of $(3686) \rightarrow c_{1,c2}$ and $(3686) \rightarrow c(2S)$ are generated by specific models in which the angular distribution and kinematic effects have been considered. The $c(2S) \rightarrow K^+K^-$ decay is generated uniformly in the phase space with the PHSP model. The $c_1 \rightarrow K^+K^-$ decays are generated as a mixture of sub-processes with intermediate states $f_0(980)$, $f_0(1710)$, $f_2'(1525)$, and $K_0^*(1430)^\pm K^\mp$. For $c_2 \rightarrow K^+K^-$, the sub-processes include $f_2'(1525)$ and K^+K^- in PHSP. The weights of each component are determined by fits to the invariant mass ($M_{K^+K^-}$) spectrum of K^+K^- .

III. EVENT SELECTION

The $c(2S)$ candidates are reconstructed via the decay chain $(3686) \rightarrow c(2S)$, $c(2S) \rightarrow K^+K^-$, \rightarrow .

Charged tracks detected in the MDC are required to be within a polar angle (θ) range of $|\cos \theta| < 0.93$, where θ is defined with the symmetry axis of the MDC. For charged tracks, the distance of closest approach to the interaction point must be less than 10 cm along the Z-axis, and less than 1 cm in the transverse plane. The momentum is required to be at most 2 GeV/c for each track. Charged-particle identification (PID) is based on the combined information from the specific ionization energy loss in the MDC (dE/dx) and the flight time measured by the TOF, which form the corresponding likelihood $\mathcal{L}(h)$ for each hadron ($h = p; K; \dots$) hypothesis. Charged tracks are identified as kaon when the kaon hypothesis has the greatest likelihood among these hypotheses.

Photon candidates are reconstructed using isolated showers in the EMC. The deposited energy of each shower must be more than 25 MeV in the barrel region ($|\cos \theta| < 0.80$) and more than 40 MeV in the end cap region ($0.86 < |\cos \theta| < 0.92$). In this analysis, 40 MeV in the end cap region is adopted to replace the usual 50 MeV used in most of the BESIII analyses because of the low energy of photon from the M1 transition. To exclude showers that originate from charged tracks, the angle subtended by the EMC shower and the position of the closest charged track at the EMC must be greater than 10 degrees as measured from the interaction point. To suppress electronic noise and showers unrelated to the event, the difference between the EMC time and the event start time is required to be within [0, 700] ns.

Each candidate event is required to have one K^+ and one K^- between three and six photon candidates.

A kinematic fit with four constraints (4C) on each $(3686) \rightarrow c(2S)$ candidate event is performed to suppress the backgrounds, where the total four-momentum

of the final state is constrained to the initial e^+e^- four-momentum. The fit procedure loops over all photons, and the minimum fit chi-square, χ^2_{4C} , is used to choose the best photon candidates if the event contains more than three photons. The photon with the least energy is selected as the radiative photon, and the other two are taken as the candidates from \rightarrow with the invariant mass being in the signal region, [0.51, 0.57] GeV= c^2 . The backgrounds from the $(3686) \rightarrow K^+K^-$ channel with four photons in the final states are suppressed by requiring $\chi^2_{4C} < \chi^2_{4C(4\gamma)}$. The $\chi^2_{4C(4\gamma)}$ here is the chi-square of a similar 4C kinematic fit performed on each $(3686) \rightarrow K^+K^-$ candidate. The events satisfying $\chi^2_{4C} < 20$ are retained for further analysis. The requirements of χ^2_{4C} and signal mass region are optimized by maximizing $S=\sqrt{S+B}$, where S and B are the numbers of expected signal and background events determined by the MC simulation.

To improve the mass resolution, a further kinematic fit with five constraints (5C) on each $(3686) \rightarrow c(2S)$ candidate is performed, where the total energy-momentum of final states is constrained to the initial four-momentum and the invariant mass of the two photons is constrained to the known mass [13]. However, the background $(3686) \rightarrow K^+K^-$ with a fake photon would appear as a peak close to the $c(2S)$ signal in the K^+K^- invariant mass ($M_{K^+K^-}$) distribution, as shown in Fig. 1. This peak is suppressed in the $c(2S)$ signal region by a modified 4C kinematic fit [12] (called m4C hereafter) based on the 5C kinematic fit. The m4C configuration is the same as the 5C kinematic fit except that the energy of the radiative photon is allowed to vary in the fit. The $M_{K^+K^-}$ distributions from the m4C are also shown in Fig. 1. In this analysis, the $M_{K^+K^-}$ distribution after applying the m4C fit is used for further study.

The decay of $(3686) \rightarrow K^+K^-$ with a photon from final state radiation (FSR) is hard to be reduced because it has the same final state as the signal. The long tail of this background contaminates the signal in the $M_{K^+K^-}$ distribution. Therefore, a reliable description of its line shape is important. The contribution of this background strongly depends on the FSR ratio R_{FSR} , which is defined as $R_{\text{FSR}} = N_{\text{FSR}}/N_{\text{noFSR}}$, where N_{FSR} and N_{noFSR} are the numbers of events with and without the FSR [32]. A control sample of $(3686) \rightarrow c_0 \rightarrow \text{FSR}2(K^+K^-)$ is selected to study the difference of R_{FSR} between data and MC simulation. The energy of FSR in the control sample is between 10 MeV and 150 MeV. From the study, we find $\bar{f}_{\text{FSR}} = R_{\text{FSR}}^{\text{data}}/R_{\text{FSR}}^{\text{mc}} = 1.34 \pm 0.12$, where the uncertainty is statistical. The contribution of the $(3686) \rightarrow \text{FSR}K^+K^-$ estimated using the MC simulation is corrected to that of data according to the measured \bar{f}_{FSR} in the later fit.

To reduce the backgrounds associated with 0 , such as $(3686) \rightarrow c_1, c_1 \rightarrow K^+K^- ^0$, a two-dimensional veto is performed on the invariant mass distributions

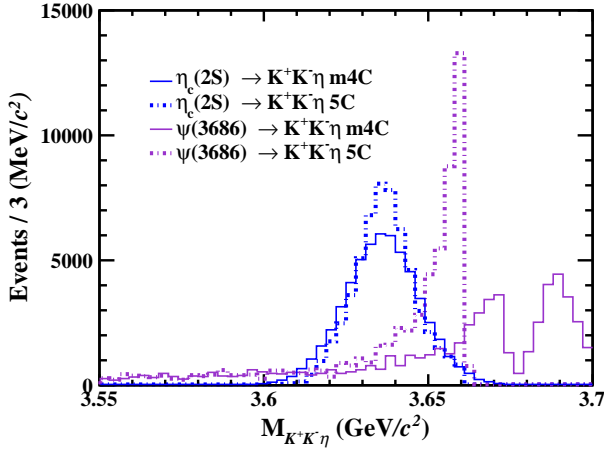


Fig. 1. Comparison of $M_{K^+K^-\eta}$ between the m4C and the 5C kinematic fits of the MC samples. The blue solid and blue dash-dotted curves denote the m4C and 5C kinematic fit results of the signal channel $\psi(3686) \rightarrow \gamma\eta_c(2S) \rightarrow \gamma K^+K^-\eta$, respectively; the purple solid and purple dash-dotted curves denote the m4C and 5C kinematic fit results of $\psi(3686) \rightarrow K^+K^-\eta$, respectively.

of $M_{\gamma_{M1}\gamma_1}$ and $M_{\gamma_{M1}\gamma_2}$. The subscript M1 represents the radiative photon, while the subscripts 1 and 2 refer to the lower and higher energy photons from the decay, respectively. The invariant mass of the radiative photon accumulates around the 0 mass. Therefore, events in which $|M_{\gamma_{M1}\gamma_1} - M_{\pi^0}| < 0.025 \text{ GeV}/c^2$ and $|M_{\gamma_{M1}\gamma_2} - M_{\pi^0}| < 0.04 \text{ GeV}/c^2$ (where $M_{\pi^0} = 0.135 \text{ GeV}/c^2$) are removed to suppress both kinds of backgrounds. The different selection criteria here are due to the different resolutions between $M_{\gamma_{M1}\gamma_1}$ and $M_{\gamma_{M1}\gamma_2}$. The backgrounds of $(3686) \rightarrow c_1; c_1 \rightarrow X$ (where X represent $f_2(1270); K^+K^{*-}; J=\text{ and so on)$ are reduced by requiring E_{γ_2} to be outside the range $[0.156; 0.196] \text{ GeV}$.

In addition, the signal extraction suffers significantly from background contributions associated with the final state of K^+K^-0 , such as $(3686) \rightarrow c_1; c_1 \rightarrow K^+K^-0$, and $(3686) \rightarrow c_2; c_2 \rightarrow K^+K^-0$. They cause an enhancement in $M_{3\gamma}$, the invariant mass of the three photons. We require $M_{3\gamma} > 0.6 \text{ GeV}/c^2$ to suppress these backgrounds. It should be mentioned that this requirement also removes some $(3686) \rightarrow K^+K^-$ (FSR) backgrounds, and cause a dip in the $M_{K^+K^-\eta}$ distribution, as shown in Fig. 1.

There are some backgrounds with intermediate states of $J=\text{ or , such as } (3686) \rightarrow cJ; cJ \rightarrow J=, J= \rightarrow K^+K^-$ or $(3686) \rightarrow , \rightarrow K^+K^-$. The K^+K^- invariant mass is required to be less than $3.0 \text{ GeV}/c^2$ to suppress the $J=$ -related backgrounds and outside the range $[1.007, 1.033] \text{ GeV}/c^2$ to suppress the -related backgrounds.

The background contribution from the continuum pro-

cess (including the initial state radiation) is estimated using the data set taken at the CM energy of 3.650 GeV with an integrated luminosity of 401.00 pb^{-1} . The mass spectrum is scaled due to the difference in the CM energies, and the number of events is normalized based on the corresponding integrated luminosities [36] and cross-sections. The normalized number of continuum events is about two in the region of $M_{K^+K^-\eta} \in [3.60; 3.65] \text{ GeV}/c^2$.

IV. SIGNAL EXTRACTION AND BRANCHING FRACTION

The signal yields are obtained by a fit to the $M_{K^+K^-\eta}$ spectrum with an unbinned maximum likelihood method. The fit is performed in the mass range of $[3.45; 3.70] \text{ GeV}/c^2$ to cover the c_1, c_2 signals. The line shape of $c(2S)$ is described by [37, 40]

$$(E_\gamma^3 \cdot BW(M) \cdot f_d(E_\gamma) \cdot (M)) \otimes DG_{\text{all-resolution}}; \quad (4)$$

where M denotes $M_{K^+K^-\eta}$, E_γ is the energy of the transition photon in the (3686) rest frame, which is taken as

$$E_\gamma = \frac{m_{\psi(3686)}^2 - M^2}{2m_{\psi(3686)}}; \quad (5)$$

The Breit-Wigner function for $c(2S)$ is taken as

$$BW(M) = \frac{1}{|M^2 - m_{\eta_c(2S)}^2 + im_{\eta_c(2S)}\Gamma_{\eta_c(2S)}|^2}; \quad (6)$$

with the $c(2S)$ mass and width fixed to the world average values [13]. The $f_d(E_\gamma)$ is a damping function proposed by the KEDR experiment [33], which is written as

$$f_d(E_\gamma) = \frac{E_0^2}{E_\gamma E_0 + (E_\gamma - E_0)^2}; \quad (7)$$

to suppress the diverging tail caused by the factor E_γ^3 . The nominal energy of the transition photon, E_0 , is calculated with

$$E_0 = \frac{m_{\psi(3686)}^2 - m_{\eta_c(2S)}^2}{2m_{\psi(3686)}}; \quad (8)$$

The efficiency (M) is a function of $M_{K^+K^-\eta}$ determined by MC simulation, which is fitted with a 5th order Chebyshev function. $DG_{\text{all-resolution}}$ is a Gaussian-like function describing the resolution. It accounts for both the detector resolution, represented by a double Gaussian function with parameters determined by MC simulation, and the discrepancy between data and MC simulation, represented by a single Gaussian function with parameters obtained from control samples of $c_1, c_2 \rightarrow K^+K^-$. To incorporate both effects, a new function

$DG_{\text{all-resolution}}$ is constructed by convolving the double Gaussian function with a single Gaussian function. All parameters of $DG_{\text{all-resolution}}$ are fixed in the fit.

The c_1 and c_2 signals are described by the simulated MC shapes convolved with a single Gaussian function to take into account the resolution differences in $M_{K^+K^-\eta}$ between data and MC simulation.

To determine the contribution of the continuum background, we fit the shape of the shifted mass spectrum with a second-order Chebyshev function. In the nominal fit, the parameters and signal yields of the continuum background are fixed. For $(3686) \rightarrow (\text{FSR})K^+K^-$, signal shape is derived from the signal MC sample with corrected f_{FSR} . All the other smooth backgrounds are described with an ARGUS function [34], with the threshold parameter fixed at 3.700 GeV, while the other parameters are left free in the fit.

In the fit, it is assumed that there is no interference between the signal and continuum amplitudes. The fit results are shown in Fig. 2. The signal yields from the fit are summarized in Table I. The χ^2/ndf value of the fit is $79.6/44$, where ndf is the number of degrees of freedom. This relatively large χ^2/ndf is primarily due to the large statistics of the c_1, c_2 data samples. The significance of the $c(2S)$ signal, calculated by the difference of the likelihoods and the ndf with and without the $c(2S)$ signal component in the fit [35], is determined to be 6.2 after considering systematic uncertainties.

An input-output check using 300 toy MC samples shows that the fit scheme is stable and do not induce bias.

The branching fraction of the $X \rightarrow K^+K^-$ decay is determined by

$$\mathcal{B}(X \rightarrow K^+K^-) = \frac{N_X}{N_{\psi(3686)} \cdot \epsilon \cdot \mathcal{B}_0}; \quad (9)$$

where X represents c_1 , c_2 or $c(2S)$, N_X is the number of observed signal events, $N_{\psi(3686)}$ is the total number of (3686) events, ϵ is the detection efficiency after corrections as described in Sec. V, \mathcal{B}_0 is the product of the branching fractions $(3686) \rightarrow X$ and $X \rightarrow$ [13]. Table I lists the fit results, branching fractions, and other relevant values.

V. SYSTEMATIC UNCERTAINTY

The sources of systematic uncertainties considered in the branching fraction measurement include the total number of (3686) events, tracking, PID, photon detection, branching fractions of the intermediate decays, kinematic fit, misidentification of photons, veto criteria with photon, veto criteria on $M_{K^+K^-}$, and the fit.

The total number of (3686) events is determined with inclusive hadronic (3686) decays. With the same

method in Ref. [36], in which the (3686) data sample collected in 2009 and 2012 is analysed, the total number of (3686) events collected in 2009, 2012, and 2021 is determined to be $(27.12 \pm 0.14) \times 10^8$ with an uncertainty of 0.5%.

Using the control sample of $e^+e^- \rightarrow \pi^+ \pi^- K^+ K^-$, the uncertainties of the tracking and PID are determined to be 1.0% for each kaon [38].

The uncertainty due to photon reconstruction is determined to be 1.0% per photon using the control sample of $J/\psi \rightarrow \pi^+ \pi^- \pi^0$ [39].

The systematic uncertainties due to the branching fractions of $(3686) \rightarrow c(2S)$ and $c(2S) \rightarrow$ are quoted as 71.4% and 0.5% [13], respectively.

To study the uncertainty associated with the 4C kinematic fit, we correct the track helix parameters in the MC simulation. The helix correction parameters of charged kaon are obtained with the control sample of $(3686) \rightarrow c_0 \rightarrow 2(K^+K^-)$. The resulting efficiency difference before and after the correction, 2.1%, is taken as the systematic uncertainty.

The systematic uncertainty associated with the misidentification of a photon is estimated by utilizing the control sample of $(3686) \rightarrow J/\psi$. The efficiencies of reconstructing π^0 obtained from MC simulation are corrected according to the data-MC difference. The correction factor is determined to be $f = 0.953 \pm 0.005$. The residual uncertainty of 0.5% is taken as the systematic uncertainty after efficiency correction.

To estimate the systematic uncertainty of the signal interval selection and veto criteria associated with photons, we smear the energy of photons based on the difference in the resolutions between data and MC simulation. The relevant systematic uncertainty is estimated to be 2.4% based on the difference of the efficiencies before and after the smearing. The uncertainty from the $M_{K^+K^-}$ criteria, that require the invariant mass of $K^+K^- (M_{K^+K^-})$ to be outside the range of $[1.007, 1.033] \text{ GeV} = c^2$ and less than $3.0 \text{ GeV} = c^2$ to veto π^0 and J/ψ , is estimated by comparing the final results with and without applying the criteria. We find a difference of 0.5% and take it as the systematic uncertainty due to the $M_{K^+K^-}$ criteria.

The systematic uncertainties associated with the signal and background shapes in the fit to the $M_{K^+K^-\eta}$ distribution are estimated as follows. The systematic uncertainties due to the line shape of the smooth backgrounds are estimated with an alternative line shape, described by a mixing-component shape from sideband and flat background with π^0 from the inclusive MC sample. The change of the fitted signal yield, 5.0%, is assigned as the uncertainty. The systematic uncertainties associated with the resonance parameters of $c(2S)$ are estimated to be 1.2% and 11.9%, respectively, by changing the $c(2S)$ mass and width by ± 1 according to the world average values [13]. The systematic uncertainty of the fit range

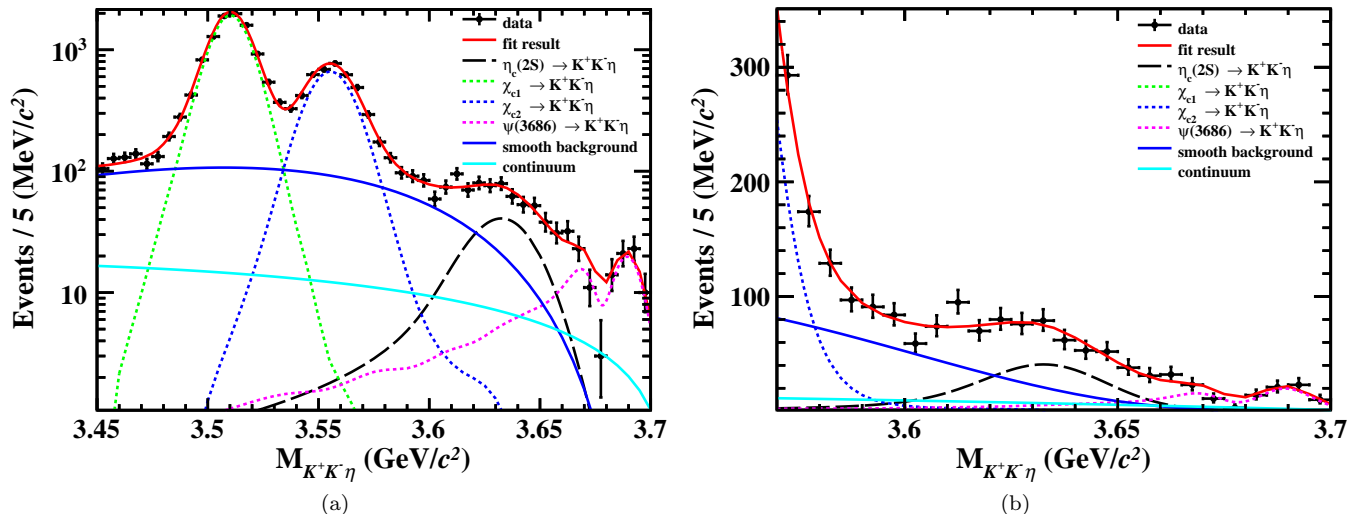


Fig. 2. Results of the fit to the invariant mass distribution of $K^+K^-\eta$, illustrated in the whole fit range (left) and the range only containing the $\eta_c(2S)$ signal (right). Dots with error bars are data. The red, blue, and cyan solid curves are the total fit, smooth background, and continuum background, respectively. The green dotted, blue dotted, and black dash-dotted curves denote decay modes of χ_{c1} , χ_{c2} , and $\eta_c(2S)$, respectively. The pink dotted curve is the $\psi(3686) \rightarrow (\gamma_{\text{FSR}})K^+K^-\eta$ contribution.

Table I. The signal yields (N_X), the detection efficiencies (ϵ), the obtained branching fractions (\mathcal{B}), as well as comparison to the PDG values. Only statistical uncertainties are presented, except those quoted from PDG.

Channel	$\eta_c(2S) \rightarrow K^+K^-\eta$	$\chi_{c1} \rightarrow K^+K^-\eta$	$\chi_{c2} \rightarrow K^+K^-\eta$
N_X	362 ± 49	8690 ± 110	3693 ± 85
ϵ (%)	14.2	36.6	20.7
\mathcal{B}	$(3.25 \pm 0.44) \times 10^{-3}$	$(2.38 \pm 0.03) \times 10^{-4}$	$(1.75 \pm 0.04) \times 10^{-4}$
\mathcal{B}^{PDG} [13]	$(5 \pm 4) \times 10^{-3}$	$(3.2 \pm 1.0) \times 10^{-4}$	$< 3.2 \times 10^{-4}$

is determined to be negligible using the Barlow test [41]. The systematic uncertainty from the damping factor is estimated to be 0.5%, by changing the invariant mass of $\eta_c(2S)$, which is a parameter in the damping factor function, by ± 1 . The systematic uncertainty due to the background $\psi(3686) \rightarrow K^+K^-$ with γ_{FSR} is estimated by varying f_{FSR} by ± 1 . The resulting difference to the nominal one, 1.4%, is assigned as the corresponding uncertainty. The systematic uncertainty due to the continuum process is found to be negligible by changing the number of continuum background events within ± 1 .

An alternative Chebyshev function, changed from 5th-order to 6th-order to fit the efficiency curve, is chosen to estimate the uncertainty from the efficiency curve. The difference between the two functions, 0.3%, is taken as the systematic uncertainty.

Among all sources of systematic uncertainties, the largest one comes from the quoted branching fraction of $\psi(3686) \rightarrow \eta_c(2S)$. Since it is not possible to reduce that in this analysis, we treat it separately. All the other sources of systematic uncertainties are assumed to be independent of each other and are combined in quadrature to obtain the overall systematic uncertainty as listed in Table II.

Table II. The relative systematic uncertainties (in %) on the branching fraction measurement.

Source	Uncertainty
$N_{\psi(3686)}$	0.5
Continuum contribution	1.0
Tracking	2.0
PID	2.0
Photon reconstruction	3.0
$\mathcal{B}(\eta \rightarrow \gamma\gamma)$	0.5
4C kinematic fit	2.1
Photon misidentification	0.5
Veto criteria with photon	2.4
$M_{K^+K^-}$ requirement	0.5
Background shape	5.0
Mass of $\eta_c(2S)$	1.2
Width of $\eta_c(2S)$	11.9
Damping factor	0.5
Ratio of FSR	1.4
Efficiency curve	0.3
Total	14.1
$\mathcal{B}(\psi(3686) \rightarrow \gamma\eta_c(2S))$	71.4

VI. SUMMARY AND DISCUSSIONS

Using the $(27.12 \pm 0.14) \times 10^8$ (3686) events collected by the BESIII detector, the ${}_c(2S) \rightarrow K^+K^-$ decay is observed for the first time. The statistical significance of the signal is 6.2 after considering systematic uncertainties. The product of the branching fractions is determined to be $\mathcal{B}({}_c(3686) \rightarrow {}_c(2S)) \times \mathcal{B}({}_c(2S) \rightarrow K^+K^-) = (2.39 \pm 0.32 \pm 0.34) \times 10^{-6}$, where the first uncertainty is statistical and the second systematic. The branching fraction of ${}_c(2S) \rightarrow K^+K^-$ is calculated to be $(3.42 \pm 0.46 \pm 0.48 \pm 2.44) \times 10^{-3}$, with an additional third uncertainty coming from the quoted $\mathcal{B}({}_c(3686) \rightarrow {}_c(2S))$. The branching fraction of ${}_c(2S) \rightarrow K\bar{K}$ is calculated to be $(6.84 \pm 0.92 \pm 0.96 \pm 4.88) \times 10^{-3}$ based on the isospin symmetry.

Furthermore, with the recent BESIII measurement of $\mathcal{B}({}_c(2S) \rightarrow K^+K^- \pi^0)$ [40], the ratio between the $\mathcal{B}({}_c(2S) \rightarrow K^+K^-)$ and $\mathcal{B}({}_c(2S) \rightarrow K^+K^- \pi^0)$ is determined to be $1.49 \pm 0.22 \pm 0.25$. Our result is consistent with the BaBar result $0.82 \pm 0.21 \pm 0.27$ [22]. With the branching fraction of ${}_c(1S) \rightarrow K^+K^-$, the

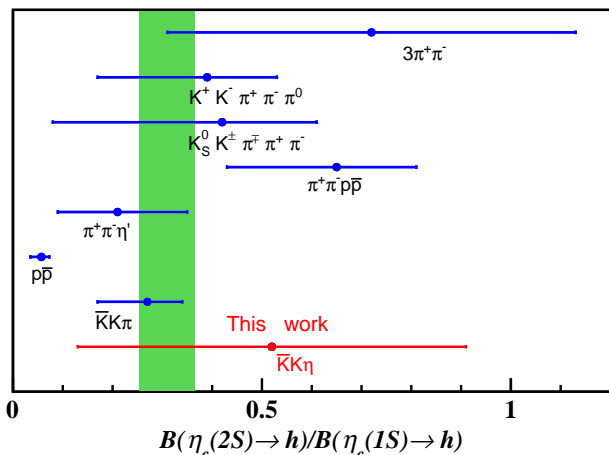


Fig. 3. Comparison of $\mathcal{B}(\eta_c(2S) \rightarrow h)/\mathcal{B}(\eta_c(1S) \rightarrow h)$. Except for the result of the channel $K\bar{K}\eta$ obtained in this work, the others are quoted from Ref. [21]. The green band represents the result of fitting the ratios for the decay modes excluding the $p\bar{p}$ channel.

ratio of the branching fractions of ${}_c(1S)$ and ${}_c(2S)$ decaying into K^+K^- is calculated to be $\mathcal{B}({}_c(2S) \rightarrow K\bar{K})/\mathcal{B}({}_c(1S) \rightarrow K\bar{K}) = 0.52 \pm 0.39$. Comparing

this to the ratios from other hadronic decay modes of ${}_c(2S)/{}_c(1S)$ [21] shown in Fig. 3, it is observed that the averaged value is around 0.3, which does not align with the predictions in either Ref. [19] or in Ref. [20]. The observed discrepancy reflects our limited knowledge of the decay mechanisms of the spin singlet charmonium states. More searches on new decay modes and more precise measurements of the ${}_c(2S)$ decays are required to clarify this puzzle.

VII. ACKNOWLEDGEMENT

The BESIII Collaboration thanks the staff of BEPCII and the IHEP computing center for their strong support. This work is supported in part by National Key R&D Program of China under Contracts Nos. 2020YFA0406300, 2020YFA0406400, 2023YFA1606000; National Natural Science Foundation of China (NSFC) under Contracts Nos. 12275058, 11635010, 11735014, 11835012, 11935015, 11935016, 11935018, 11961141012, 12025502, 12035009, 12035013, 12061131003, 12192260, 12192261, 12192262, 12192263, 12192264, 12192265, 12221005, 12225509, 12235017; the Chinese Academy of Sciences (CAS) Large-Scale Scientific Facility Program; the CAS Center for Excellence in Particle Physics (CCEPP); Joint Large-Scale Scientific Facility Funds of the NSFC and CAS under Contract No. U1832207; CAS Key Research Program of Frontier Sciences under Contracts Nos. QYZDJ-SSW-SLH003, QYZDJ-SSW-SLH040; 100 Talents Program of CAS; The Institute of Nuclear and Particle Physics (INPAC) and Shanghai Key Laboratory for Particle Physics and Cosmology; European Union's Horizon 2020 research and innovation programme under Marie Skłodowska-Curie grant agreement under Contract No. 894790; German Research Foundation DFG under Contracts Nos. 455635585, Collaborative Research Center CRC 1044, FOR5327, GRK 2149; Istituto Nazionale di Fisica Nucleare, Italy; Ministry of Development of Turkey under Contract No. DPT2006K-120470; National Research Foundation of Korea under Contract No. NRF-2022R1A2C1092335; National Science and Technology fund of Mongolia; National Science Research and Innovation Fund (NSRF) via the Program Management Unit for Human Resources & Institutional Development, Research and Innovation of Thailand under Contract No. B16F640076; Polish National Science Centre under Contract No. 2019/35/O/ST2/02907; The Swedish Research Council; U. S. Department of Energy under Contract No. DE-FG02-05ER41374.

- [1] N. Brambilla, A. Pineda, J. Soto, and A. Vairo, *Rev. Mod. Phys.* **77**, 1423 (2005).
 [2] N. Brambilla, S. Eidelman, B. K. Heltsley, R. Vogt, G. T. Bodwin, E. Eichten, A. D. Frawley, A. B. Meyer, R. E. Mitchell, V. Papadimitriou *et al.*, *Eur. Phys. J. C.* **71**,

1534 (2011).

- [3] S. Godfrey and N. Isgur, *Phys. Rev. D.* **32**, 189 (1985).
 [4] T. Barnes, S. Godfrey, and E. S. Swanson, *Phys. Rev. D.* **72**, 054026 (2005).

- [5] E. Eichten, K. Gottfried, T. Kinoshita, K. D. Lane, and T. M. Yan, *Phys. Rev. D.* **17**, 3090 (1978).
- [6] N. Brambilla, S. Eidelman, P. Foka, S. Gardner, A. S. Kronfeld, M. G. Alford, R. Alkofer, M. Butenschoen, T. D. Cohen, J. Erdmenger *et al.*, *Eur. Phys. J. C.* **74**, 2981 (2014).
- [7] S. K. Choi *et al.* (Belle Collaboration), *Phys. Rev. Lett.* **89**, 102001 (2002).
- [8] D. M. Asner *et al.* (CLEO Collaboration), *Phys. Rev. Lett.* **92**, 142001 (2004).
- [9] B. Aubert *et al.* (BaBar Collaboration), *Phys. Rev. Lett.* **92**, 142002 (2004).
- [10] B. Aubert *et al.* (BaBar Collaboration), *Phys. Rev. D* **72**, 031101 (2005).
- [11] K. Abe *et al.* (Belle Collaboration), *Phys. Rev. Lett.* **98**, 082001 (2007).
- [12] M. Ablikim *et al.* (BESIII Collaboration), *Phys. Rev. Lett.* **109**, 042003 (2012).
- [13] R.L. Workman *et al.*, (Particle Data Group), *Prog. Theor. Exp. Phys.* **2022**, 083C01 (2022) and 2023 update.
- [14] T. Appelquist and H. D. Politzer, *Phys. Rev. Lett.* **34**, 43 (1975).
- [15] M. E. B. Franklin *et al.*, *Phys. Rev. Lett.* **51**, 963 (1983).
- [16] W. S. Hou and A. Soni, *Phys. Rev. Lett.* **50**, 569 (1983).
- [17] S. J. Brodsky, G. P. Lepage and S. F. Tuan, *Phys. Rev. Lett.* **59**, 621 (1987).
- [18] G. Karl and W. Roberts, *Phys. Lett. B* **144**, 263 (1984)
- [19] M. Anselmino, M. Genovese, and E. Predazzi, *Phys. Rev. D* **44**, 1597 (1991).
- [20] K. T. Chao, Y. F. Gu, and S. F. Tuan, *Commun. Theor. Phys.* **25**, 471 (1996).
- [21] H. P. Wang and C. Z. Yuan, *Chin. Phys. C* **46** 071001 (2022).
- [22] Lees, J. P *et al.* (BaBar Collaboration), *Phys. Rev. D* **89**, 112004 (2014).
- [23] M. Ablikim *et al.* (BESIII Collaboration), *Nucl. Instrum. Methods Phys. Res. Sect. A* **614**, 345 (2010).
- [24] C. H. Yu *et al.*, in *Proceedings of IPAC 2016, Busan, Korea, 2016*, [10.18429/JACoW-IPAC2016-TUYA01](https://doi.org/10.18429/JACoW-IPAC2016-TUYA01).
- [25] M. Ablikim *et al.* (BESIII Collaboration), *Chin. Phys. C* **44**, 040001 (2020).
- [26] X. Li *et al.*, *Rad. Det. Tech. Meth.* **1**, 13 (2017); Y.X. Guo *et al.*, *Rad. Det. Tech. Meth.* **1**, 15 (2017).
- [27] S. Agostinelli *et al.* (GEANT4 Collaboration), *Nucl. Instrum. Methods Phys. Res. Sect. A* **506**, 250 (2003).
- [28] S. Jadach, B. F. L. Ward, and Z. Was, *Phys. Rev. D* **63**, 113009 (2001); *Comput. Phys. Commun.* **130**, 260 (2000).
- [29] D. J. Lange, *Nucl. Instrum. Methods Phys. Res., Sect. A* **462**, 152 (2001); R. G. Ping, *Chin. Phys. C* **32**, 599 (2008).
- [30] J. C. Chen, G. S. Huang, X. R. Qi, D. H. Zhang, and Y. S. Zhu, *Phys. Rev. D* **62**, 034003 (2000); R. L. Yang, R. G. Ping, and H. Chen, *Chin. Phys. Lett.* **31**, 061301 (2014).
- [31] E. Richter-Was, *Phys. Lett. B* **303**, 163 (1993).
- [32] M. Ablikim *et al.* (BESIII Collaboration), *Phys. Rev. D* **84**, 091102 (2011).
- [33] V. V. Anashin *et al.*, [arXiv:1012.1694](https://arxiv.org/abs/1012.1694).
- [34] H. Albrecht *et al.* (ARGUS Collaboration), *Phys. Lett. B* **241**, 278 (1990).
- [35] S. S. Wilks, *Ann. Math. Stat.* **9**, 60 (1938).
- [36] M. Ablikim *et al.* (BESIII Collaboration), *Chin. Phys. C* **42**, 023001 (2018).
- [37] M. Ablikim *et al.* (BESIII Collaboration) *Phys. Rev. D* **107**, 052007(2023).
- [38] M. Ablikim *et al.* (BESIII Collaboration), *Phys. Rev. D* **99**, 091103 (2019).
- [39] M. Ablikim *et al.* (BESIII Collaboration), *Phys. Rev. D* **86**, 052011 (2012).
- [40] M. Ablikim *et al.* (BESIII Collaboration), *Phys. Rev. D* **109**, 032004 (2024).
- [41] Barlow, Roger. [[arXiv:hep-ex/0207026](https://arxiv.org/abs/hep-ex/0207026) [hep-ex]].