

# Magnetic Correlations and the Anisotropic Kondo Effect in $\text{Ce}_{1-x}\text{La}_x\text{Al}_3$

E. A. Goremychkin,<sup>1</sup> R. Osborn,<sup>1</sup> B. D. Rainford,<sup>2</sup> T. A. Costi,<sup>3,4</sup> A. P. Murani,<sup>4</sup> C. A. Scott,<sup>2</sup> and P. J. C. King<sup>5</sup>

<sup>1</sup>Argonne National Laboratory, Argonne, IL 60439-4845, USA

<sup>2</sup>Department of Physics, University of Southampton, Southampton, SO17 1BJ, United Kingdom

<sup>3</sup>Universität Karlsruhe, Institut für Theorie der Kondensierten Materie, 76128 Karlsruhe, Germany

<sup>4</sup>Institut Laue Langevin, F-38042 Grenoble Cédex, France

<sup>5</sup>ISIS Pulsed Neutron and Muon Facility, Rutherford Appleton Laboratory, Chilton, Didcot, OX11 0QX, United Kingdom

(Dated: November 11, 2018)

By combining the results of muon spin rotation and inelastic neutron scattering in the heavy fermion compounds  $\text{Ce}_{1-x}\text{La}_x\text{Al}_3$  ( $0.0 \leq x \leq 0.2$ ), we show that static magnetic correlations are suppressed above a characteristic temperature,  $T^*$ , by electronic dissipation rather than by thermal disorder. Below  $T^*$ , an energy gap opens in the single-ion magnetic response in agreement with the predictions of the Anisotropic Kondo Model. Scaling arguments suggest that similar behavior may underlie the “hidden order” in  $\text{URu}_2\text{Si}_2$ .

PACS numbers: 71.27.+a, 75.40.Cx, 76.75.+i, 78.70.Nx

Although  $\text{CeAl}_3$  was the first material to be designated a heavy fermion compound [1], the nature of the low temperature ground state has never been resolved [2, 3, 4, 5]. An anomaly in the electronic specific heat coefficient,  $\gamma$ , at  $T^* \approx 0.5$  K, was shown by muon spin rotation ( $\mu\text{SR}$ ) experiments to coincide with the development of static magnetic correlations [3], but no evidence for magnetic order was found by neutron diffraction. It is possible that the ordered moment is too small to be observable by neutron scattering from polycrystalline samples. If so,  $\text{CeAl}_3$  would be reminiscent of other heavy fermion compounds exhibiting “hidden order”, such as  $\text{URu}_2\text{Si}_2$  [6], in which the magnetism is too weak to explain the entropy associated with the observed transition.

The thermodynamic anomaly that is observed in pure  $\text{CeAl}_3$  grows in both temperature and magnitude with lanthanum doping.  $T^*$  increases to 2.2 K in  $\text{Ce}_{1-x}\text{La}_x\text{Al}_3$  when  $x = 0.2$ , and there is a substantial peak in the specific heat with an entropy approaching  $R \ln 2$  [7]. Nevertheless, in an earlier study, we were still unable to observe magnetic Bragg peaks in high intensity neutron diffraction [8]. Instead, we proposed that the specific heat peak results from a crossover in the single-ion dynamics that is explained by the Anisotropic Kondo Model (AKM) [9]. In highly anisotropic systems, such as  $\text{Ce}_{1-x}\text{La}_x\text{Al}_3$ , the AKM predicts that, at high temperature, the spin dynamics will be purely relaxational but that, at low temperature, an energy gap, representing a tunneling transition between two anisotropically hybridized states, will open up in the magnetic response. It is the development of this spin gap that produces the observed specific heat anomaly at  $T^*$ . Various scaling relations predicted by the AKM were in good agreement with our neutron data.

Although we were able to conclude that the spin dynamics were consistent with the AKM [8], we had no explanation for the presence of static magnetic correlations below  $T^*$  seen in  $\mu\text{SR}$ . Furthermore, Pietri *et al* [10] concluded that the field-dependence of the specific heat

peaks, though unusual, was inconsistent with the AKM and probably signified a magnetic transition [24]. It is important to clarify the link between the development of static magnetic correlations and the appearance of an energy gap in the spin dynamics, in order to establish the origin of the thermodynamic anomalies and to assess the validity of a single-ion explanation such as the AKM.

In this paper, we present new  $\mu\text{SR}$  and inelastic neutron scattering results on the  $\text{Ce}_{1-x}\text{La}_x\text{Al}_3$  series, with  $x = 0.0, 0.05, 0.1$ , and  $0.2$ , that demonstrate unambiguously that magnetic order is not responsible for the specific heat maxima. For low values of  $x$ , we observe with muons a well defined magnetic order parameter, but  $T^*$  does not mark the temperature at which the magnetic moments become thermally disordered, as in a conventional magnetic phase transition. Rather,  $T^*$  is the temperature at which the magnetic order is suppressed by electronic dissipation. Moreover, there is no correlation between the temperature dependence of the spin gap and the magnetic order parameter, as there must be at a classical magnetic phase transition. We discuss similarities with  $\text{URu}_2\text{Si}_2$ , another highly anisotropic compound, in which the magnetic order appears to be a parasitic phenomenon [11], but with a Néel temperature  $T_N$  slightly less than the “hidden order” transition, *i.e.*,  $T_N \leq T^*$  in the case of  $\text{URu}_2\text{Si}_2$ , whereas  $T_N > T^*$  in  $\text{Ce}_{1-x}\text{La}_x\text{Al}_3$  for  $x < 0.2$ .

The samples of  $\text{Ce}_{1-x}\text{La}_x\text{Al}_3$  with  $x = 0.0, 0.05, 0.1$ , and  $0.2$  were prepared by arc melting stoichiometric quantities of the constituent elements, followed by annealing at  $850^\circ\text{C}$  for four weeks. Neutron diffraction confirmed that all samples were single phase. The  $\mu\text{SR}$  measurements were performed at the ISIS pulsed muon facility, Rutherford Appleton Laboratory, UK, using the MUSR spectrometer. Samples with  $x = 0.0, 0.05$ , and  $0.1$  were measured in a dilution refrigerator at temperatures down to 50 mK and the other in a standard helium cryostat down to 1.6 K. The neutron scattering experiments

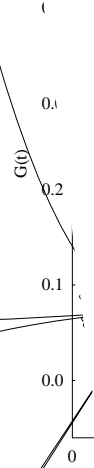
were performed at the Institut Laue Langevin, Grenoble, France, on the time-of-flight spectrometer IN6, using an incident energy of 3.1 meV. Two samples with  $x = 0.0$  and  $x = 0.05$  were measured in the dilution fridge down to milliKelvin temperatures.

In a magnetically ordered phase, muons precess in the static internal field of the sample, which, in zero-field  $\mu$ SR, leads to well-defined oscillations of the muon spin depolarization with a frequency that is proportional to the magnetic order parameter. In the present experiment, we modeled the muon depolarization by the sum of two components, one magnetic and the other nuclear.

$$G(t) = A_m \left[ \frac{2}{3} \cos(2\pi\nu t + \phi) \exp(-\lambda_T t) + \frac{1}{3} \exp(-\lambda_L t) \right] + A_n G_{KT}(t) \quad (1)$$

where  $A_m$  and  $A_n$  are the magnetic and nuclear amplitudes,  $\nu$  is the precession frequency and  $\phi$  is its phase,  $\lambda_T$  and  $\lambda_L$  are the transverse and longitudinal damping coefficients, and  $G_{KT}(t)$  is the Kubo-Toyabe function that accounts for depolarization by  $^{27}\text{Al}$  nuclei [12]. The need for two components could mean either that there are two muon sites in these samples, one dominated by nuclear and the other by magnetic relaxation, or that the samples are magnetically inhomogeneous. At the low-temperatures, the magnetic oscillations account for about 70% of the depolarization in all the samples we studied, in agreement with earlier  $\mu$ SR results [3] and to the volume fraction of magnetically correlated sites derived from NMR data [5].

In our earlier  $\mu$ SR measurements on samples with  $x = 0.0$ , we did not observe any oscillations, but Fig. 1 shows that they are indeed present at lower temperatures. The oscillations are particularly well-defined in  $\mu$ SR spectra at  $T = 0.1$  K, where they become increasingly damped with increasing temperature. Although our data are in good agreement with the results of [3, 12], the improved  $\mu$ SR measurements show a clear side wave at  $t \approx 10$  ns.



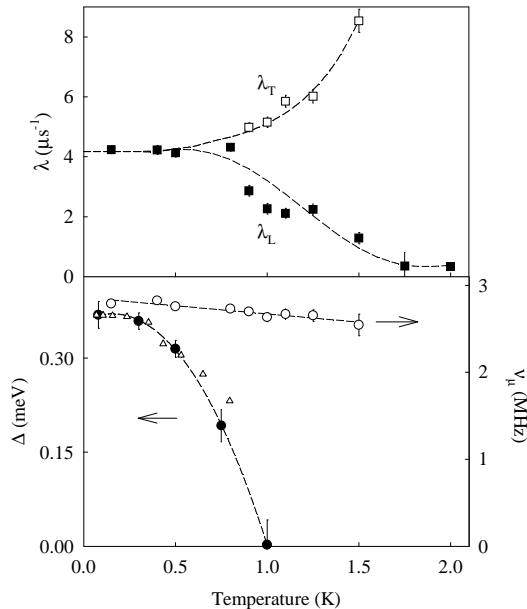


FIG. 2: Temperature dependence of the muon spin depolarization analyzed using Eq. (1) and the excitation energy measured with inelastic neutron scattering. The open and filled squares denote the transverse and longitudinal damping coefficients,  $\lambda_T$  and  $\lambda_L$  (below 1 K,  $\lambda_T = \lambda_L$ ), the open circles denote the precession frequency,  $\nu$ , and the filled circles denote the excitation energy of the magnetic response,  $\Delta$ . The triangles are the theoretical values of  $\Delta$  derived from an inelastic Lorentzian fit to the NRG calculations of  $S(\omega)$ . The dashed lines are guides to the eye.

other samples, the magnetic response is well described by an Lorentzian lineshape centered at  $\pm\Delta$  below  $T^*$  and a quasielastic Lorentzian lineshape above  $T^*$ .

Although the magnetic response of pure  $\text{CeAl}_3$  is quasielastic, it becomes inelastic with increasing  $x$ , and the excitation is progressively better defined at  $T \ll T^*$ . At  $x = 0.05$  ( $T^* = 0.8$  K),  $\Delta$  is 0.37(3) meV and half-width 0.66(2) meV at 80 mK, whereas, at  $x = 0.2$  ( $T^* = 2.2$  K),  $\Delta$  increases to 0.47(1) meV and the half-width is 0.42(1) meV measured at 1.6 K. The development of this inelastic response with  $x$  correlates well with the growth of the specific heat peak, in contrast to the behavior of the muon oscillations.

Figure 2 shows the temperature dependence of the energy,  $\Delta$ , of this inelastic excitation. The fits show that the energy falls to zero at  $T^*$ , as if the gap were proportional to an order parameter. Above  $T^*$ , the spin dynamics are overdamped. It is important to note that the entire magnetic response becomes inelastic below  $T^*$ . There is no evidence of a two-component response as would be seen if the spin dynamics were spatially inhomogeneous as suggested by  $\mu\text{SR}$  and NMR [3, 5]. Therefore, although there is evidence that the static magnetic correlations develop inhomogeneously, the dynamical transition involves all the cerium ions.

As discussed in Ref. [8], the excitation cannot arise from a conventional molecular field splitting of the ground state doublet, because such a transition is forbidden by dipole selection rules for a  $|\pm\frac{3}{2}\rangle$  Kramers doublet [14]. It can only arise if the doublet is split by off-diagonal matrix elements producing two non-magnetic singlets, as proposed by Rainford *et al* [15] in a heuristic analysis of another anisotropic heavy fermion system,  $\text{CeRu}_2\text{Si}_{2-x}\text{Ge}_x$ . The fact that  $\Delta$  does not track the magnetic moment, which is nearly temperature independent over the entire temperature range, provides further confirmation that the excitation is not coupling directly to a molecular field.

To summarize the experimental conclusions, it is clear that the static magnetic correlations are not responsible for the thermodynamic anomalies, but that these anomalies are nevertheless directly correlated with the opening of a spin gap. Just such behavior is predicted by the Anisotropic Kondo Model. The AKM is formally equivalent to a Dissipative Two-State System or spin boson model [9, 16, 17, 18], in which a tunneling transition between two singlets is broadened by coupling to Ohmic dissipation. When mapped onto the AKM, the transverse Kondo exchange produces the energy splitting while the axial Kondo exchange produces the dissipation. When the anisotropy is sufficiently strong, defined by the dimensionless parameter  $\alpha$  being less than 1/3, there is a specific heat peak at a characteristic temperature at which the dynamics cross over from quasielastic to inelastic. We estimated in Ref. [8] that  $\text{Ce}_{0.8}\text{La}_{0.2}\text{Al}_3$  falls in this regime with  $\alpha \approx 0.1$ . If we apply the same scaling arguments for the  $x = 0.05$  sample,  $\alpha \approx 0.2$ , but becomes 0.3, *i.e.*, close to the critical value, at  $x = 0.0$ .

Figure 2 also shows the results of a numerical renormalization group (NRG) calculation of  $S(\omega)$  [19]. By fitting an inelastic Lorentzian lineshape to the theoretical calculations as a function of temperature, we obtain good agreement with the experimental data up to more than  $T^*/2$ . At higher temperatures, as the dynamics become progressively overdamped, the theoretical lineshape becomes non-Lorentzian, reminiscent of the unusual lineshape of the quasielastic response in pure  $\text{CeAl}_3$ . Nevertheless at  $x = 0.05$ , the agreement is quantitatively good up to 0.7 K and qualitatively describes the observed transition from inelastic to quasielastic dynamics.

In conclusion, we have observed clear evidence for static magnetic correlations in  $\mu\text{SR}$  from compounds of  $\text{Ce}_{1-x}\text{La}_x\text{Al}_3$  with  $x \leq 0.1$ . However, they become progressively more damped with increasing  $x$  whereas peaks in the specific heat become more pronounced. Inelastic neutron scattering shows that these peaks are associated with the opening of a gap in the single-ion spin dynamics consistent with the predictions of the AKM, confirming our earlier conjecture that it is a crossover in the local dynamics rather than cooperative magnetic ordering that is responsible for the thermodynamic behavior.

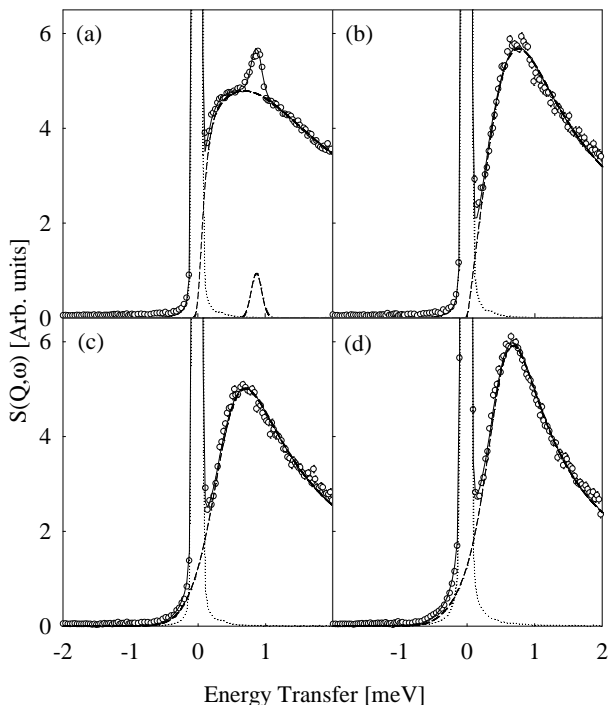


FIG. 3: Inelastic neutron scattering from  $\text{Ce}_{1-x}\text{La}_x\text{Al}_3$  with (a)  $x = 0.0$  at  $T = 80$  mK, (b)  $x = 0.05$  at  $T = 80$  mK, (c)  $x = 0.1$  at  $T = 1.6$  K, and (d)  $x = 0.2$  at  $T = 1.6$  K. The solid line is the sum of the magnetic response (dashed lines) and the elastic background (dotted line).

We believe that these conclusions for  $\text{Ce}_{1-x}\text{La}_x\text{Al}_3$  can provide some insight into the “hidden order” in  $\text{URu}_2\text{Si}_2$  [6]. Both systems have strong Ising-like anisotropy, with substantial thermodynamic anomalies that are associated with the opening of a gap in the spin dynamics [20, 21]. There is evidence that the static magnetic correlations develop inhomogeneously in both systems [5, 11]. We have applied the same AKM scaling relations as in Ref. [8], using the following experimental values for  $\text{URu}_2\text{Si}_2$ : the electronic specific heat coefficient and the magnetic susceptibility at  $T \rightarrow 0$ ,  $\gamma = 50 \text{ mJmol}^{-1}\text{K}^2$  and  $\chi = 2.5 \times 10^{-3} \text{ emu mol}^{-1}$ , respectively [22], the excitation energy determined from inelastic neutron scattering,  $\Delta = 5.5 \text{ meV}$  [23], and the temperature of the maximum in the specific heat,  $T^* = 17.5 \text{ K}$ . We derive  $\alpha \approx 0.1$  self-consistently, *i.e.*, it is in the regime where the AKM predicts a dynamical transition and large concomitant thermodynamic anomaly.

It remains to be seen if a lattice version of the AKM can model the dispersion of the magnetic excitations observed by inelastic neutron scattering [20]. Nevertheless, the single-ion model accounts for the main features of  $\text{URu}_2\text{Si}_2$  listed above, suggesting that the AKM may form the basis of a resolution of the “hidden order” problem.

We thank G. Zarand and D. E. MacLaughlin for helpful discussions. This work was performed under the support

of the US Department of Energy, Office of Science, under contract no. W-31-109-ENG-38.

- 
- [1] K. Andres, J. E. Graebner, and H. R. Ott, *Phys. Rev. Lett.* **35**, 1779 (1975).
  - [2] C. D. Bredl, S. Horn, F. Steglich, B. Lüthi, and R. M. Martin, *Phys. Rev. Lett.* **52**, 1982 (1984).
  - [3] S. Barth, H. R. Ott, F. N. Gygax, B. Hitti, E. Lippelet, A. Schenck, and C. Baines, *Phys. Rev. B* **39**, 11695 (1989).
  - [4] W. H. Wong and W. G. Clark, *J. Magn. Magn. Mater.* **108**, 175 (1992).
  - [5] J. L. Gavilano, J. Hunziker, and H. R. Ott, *Phys. Rev. B* **52**, R13106 (1995).
  - [6] N. Shah, P. Chandra, P. Coleman, and J. A. Mydosh, *Phys. Rev. B* **61**, 564 (2000).
  - [7] B. Andraka, C. S. Jee, and G. R. Stewart, *Phys. Rev. B* **52**, 9462 (1995).
  - [8] E. A. Goremychkin, R. Osborn, B. D. Rainford, and A. P. Murani, *Phys. Rev. Lett.* **84**, 2211 (2000).
  - [9] T. A. Costi, *Phys. Rev. Lett.* **80**, 1038 (1998).
  - [10] R. Pietri, K. Ingersent, and B. Andraka, *Phys. Rev. Lett.* **86**, 1090 (2001).
  - [11] K. Matsuda, Y. Kohori, T. Kohara, K. Kuwahara, and H. Amitsuka, *Phys. Rev. Lett.* **87**, 7203 (2001).
  - [12] A. Amato, *Rev. Mod. Phys.* **69**, 1119 (1997).
  - [13] G. E. Brodale, R. A. Fisher, N. E. Phillips, and J. Flouquet, *Phys. Rev. Lett.* **56**, 390 (1986).
  - [14] R. Osborn, E. A. Goremychkin, B. D. Rainford, I. L. Sashin, and A. P. Murani, *J. Appl. Phys.* **87**, 5131 (2000).
  - [15] B. D. Rainford, A. J. Neville, D. T. Adroja, S. J. Dakin, and A. P. Murani, *Physica B* **224**, 163 (1996).
  - [16] T. A. Costi and G. Zaránd, *Phys. Rev. B* **59**, 12398 (1999).
  - [17] S. Chakravarty and J. Rudnick, *Phys. Rev. Lett.* **75**, 591 (1995).
  - [18] A. J. Leggett, S. Chakravarty, A. T. Dorsey, M. P. A. Fisher, A. Garg, and W. Zwerger, *Rev. Mod. Phys.* **59**, 1 (1987).
  - [19] T. A. Costi and C. Kieffer, *Phys. Rev. Lett.* **76**, 1683 (1996).
  - [20] C. Broholm, H. Lin, P. T. Matthews, T. E. Mason, W. J. L. Buyers, M. F. Collins, A. A. Menovsky, J. A. Mydosh, and J. K. Kjems, *Phys. Rev. B* **43**, 12809 (1991).
  - [21] W. J. L. Buyers, Z. Tun, T. Petersen, T. E. Mason, J.-G. Lussier, B. D. Gaulin, and A. A. Menovsky, *Physica B* **199 & 200**, 95 (1994).
  - [22] T. T. M. Palstra, A. A. Menovsky, J. van den Berg, A. J. Dirkmaat, P. H. Kes, G. J. Nieuwenhuys, and J. A. Mydosh, *Phys. Rev. Lett.* **55**, 2727 (1985).
  - [23] U. Walter, C.-K. Loong, M. Loewenhaupt, and W. Schlubitz, *Phys. Rev. B* **33**, 7875 (1986).
  - [24] We believe that the discrepancies reported in Ref. [10] are due to the neglect of crystal field effects in their calculations rather than a failure of the AKM. We will address this in more detail in a future publication.
  - [25] Amato’s model was designed to explain the origin of the large value of  $\phi$  seen in all  $\mu\text{SR}$  experiments on  $\text{CeAl}_3$ , including our own. This remains an unresolved problem.