

Detecting ν_τ appearance in the spectra of quasielastic CC events

A.E. Asratyan*, G.V. Davidenko, A.G. Dolgolenko, V.S. Kaftanov,
M.A. Kubantsev[†] and V.S. Verebryusov

Institute of Theoretical and Experimental Physics, Moscow 117259, Russia

October 26, 2018

Abstract

A method for detecting the transition $\nu_\mu \rightarrow \nu_\tau$ in long-baseline accelerator experiments, that consists in comparing the far-to-near ratios of the spectra of quasielastic CC events generated by high- and low-energy beams of muon neutrinos, is proposed. The test may be accessible to big calorimeters with muon spectrometry like MINOS, and is limited by statistics rather than systematics.

PACS: 14.60.Pq; 14.60.Fg

Keywords: Neutrino oscillations, ν_τ appearance

*Corresponding author. Tel.: 095-237-0079. E-mail address: asratyan@vxitep.itep.ru.

[†]Now at Fermi National Accelerator Laboratory, Batavia, IL 60510, USA.

The data of Super-Kamiokande [1] favor the transition $\nu_\mu \rightarrow \nu_\tau$ as the source of the deficit of muon neutrinos from the atmosphere. However, this still has to be verified by directly observing ν_τ appearance in accelerator long-baseline experiments. The options discussed thus far, all involving fine instrumentation on a large scale, are to detect the secondary τ by range in emulsion [2], by Cherenkov light [3], or by the transverse momentum carried away by the decay neutrino(s) [4]. By contrast, in this paper we wish to formulate a τ signature that is solely based on the energy spectra of CC events, and therefore should be accessible to relatively coarse calorimeters with muon spectrometry. We assume that the experiment includes a near detector of the same structure as the far detector, irradiated by the same neutrino beam but over a short baseline that rules out any significant effects of neutrino oscillations [5]. Thereby, the systematic uncertainties in comparing the interactions of primary and oscillated neutrinos are largely eliminated. Our aim is to distinguish the muonic decays of τ leptons against the background of ν_μ -induced CC events. In order to minimize the effects of ν_μ disappearance, the data collected with a harder τ -producing beam are compared with those for a softer reference beam in which τ production is suppressed by the threshold effect. The analysis is restricted to quasielastics (QE), that is, to neutrino events featuring a muon and small hadronic energy.

As soon as the first maximum of the oscillation lies below the mean energy of muon neutrinos in the beam, or $\Delta m^2 L / \langle E_\nu \rangle < 1.24 \text{ eV}^2 \text{ km} / \text{GeV}$, much of the signal from QE production and muonic decay of the τ is at relatively low values of visible energy E . That is because the tau neutrinos arising from $\nu_\mu \rightarrow \nu_\tau$ are softer on average than muon neutrinos, the threshold effect is relatively mild for quasielastics, and a large fraction of incident energy is taken away by the two neutrinos from $\tau^- \rightarrow \mu^- \nu \bar{\nu}$. Let $f(E)$ be the spectrum of QE events observed in the far detector, $n(E)$ —the spectrum of similar events in the near detector that has been extrapolated and normalized to the location of the far detector, and $R(E)$ —the ratio of the two: $R(E) = f(E)/n(E)$. In the case of ν_μ disappearance through the transitions $\nu_\mu \rightarrow \nu_e$ or $\nu_\mu \rightarrow \nu_s$, where ν_s is the hypothesized sterile neutrino, the ratio R for the harder beam should be identically equal to that for the softer beam: $R_{\text{hard}}(E) = R_{\text{soft}}(E)$. However, in the case of $\nu_\mu \rightarrow \nu_\tau$ this equation is violated by the process of τ production and muonic decay, that predominantly occurs in the harder beam and shows up as a low- E enhancement of the corresponding "far" spectrum $f_{\text{hard}}(E)$.

This causes the ratio R_{hard} to exceed R_{soft} towards low values of visible energy E . The latter effect, that may provide a specific signature of ν_τ appearance, is investigated in this paper.

The simulation assumes that the MINOS detector [5], a 5.4-kton iron–scintillator calorimeter under construction in the Soudan mine in Minnesota, is irradiated by neutrinos from Fermilab over a baseline of 730 km. In this detector, secondary muons will be sign-selected by curvature in magnetic field and momentum-analyzed by range and/or curvature. In the NuMI program due to start in 2003 [6], the experiment will use a variety of neutrino beams generated by the Main Injector (MI), a 120-GeV proton machine. At a later stage, MINOS may be irradiated by a Neutrino Factory (NF) at Fermilab [7]. For the soft reference beam of muon neutrinos, we always select the MI low-energy beam foreseen by the NuMI program [6]. The harder τ -producing ν_μ beam is assigned either as the MI high-energy beam [6], or as that generated by a neutrino factory storing 20-GeV negative muons. The mean ν_μ energies in the MI low-energy, MI high-energy, and NF beams are 5, 12, and 14 GeV, respectively. We assume that the neutrino factory delivers 10^{20} useful μ^- decays per year of operation. Apart from higher intensity, an important advantage of the NF beam compared to the MI high-energy beam is that less of the total ν_μ flux is at low energies.

Charged-current interactions of the ν_μ and ν_τ are generated using the NEUGEN package that is based on the Soudan-2 Monte Carlo [8]. The response of the detector is not simulated in full detail; instead, the resolution in muon energy is approximated as $\delta E_\mu = 0.11 \times E_\mu^{\text{true}}$ and in energy transfer to hadrons—as $\delta\nu$ (GeV) = $0.55 \times \sqrt{\nu^{\text{true}}}$ [9]. Quasielastic events are selected as those with $E_\mu > 800$ MeV and $\nu < 1$ GeV, where E_μ and ν are the smeared values of muon energy and of energy transfer to hadrons, respectively¹. Given the characteristic topology of such events in the detector (a single track traversing more than three nuclear interaction lengths in iron plus a few scintillator hits near the primary vertex), we assume that they are reconstructed with 100% efficiency and that the background from pion punchthrough is insignificant. The visible energy E of a CC event is again estimated in terms of smeared quantities: $E = E_\mu + \nu$. Systematic uncertainties of the near spectra $n(E)$ are neglected.

¹These selections should be viewed as illustrative. The actual selections will be based on a detailed simulation of detector response to CC events with small hadronic energy.

Shown in Fig. 1 are the oscillation-free near spectra of QE events, $n(E)$, for the three beams considered. In the absence of oscillations, equal exposures of 10 kton-years in the MI low-energy, MI high-energy, and NF beams will yield some 1200, 4600, and 17900 ν_μ -induced QE events, respectively². Assuming either $\nu_\mu \rightarrow \nu_\tau$ or $\nu_\mu \rightarrow \nu_s$ driven by $\Delta m^2 = 0.01 \text{ eV}^2$ and maximal mixing of $\sin^2 2\theta = 1$, the far-to-near ratios $R(E)$ for the three beams are illustrated in Fig. 2³. That the ratios $R(E)$ for the transitions $\nu_\mu \rightarrow \nu_\tau$ and $\nu_\mu \rightarrow \nu_s$ diverge towards low values of E is evident for the MI high-energy and NF beams in which τ production is not suppressed. Always assigning the MI low-energy beam as the reference beam and again considering $\nu_\mu \rightarrow \nu_\tau$ and $\nu_\mu \rightarrow \nu_s$ with maximal mixings, in Fig. 3 we plot the difference

$$\Delta R(E) = R_{\text{hard}} - R_{\text{soft}}$$

for various values of Δm^2 . Indeed, at visible energies below some 5 GeV $\Delta R(E)$ deviates from zero for the transition $\nu_\mu \rightarrow \nu_\tau$, while staying close to zero for $\nu_\mu \rightarrow \nu_s$. This deviation may be viewed as a signature of ν_τ appearance. The naive expectation for $\nu_\mu \rightarrow \nu_s$, $\Delta R(E) = 0$, is slightly violated by the smearing of neutrino energy.

By the time the proposed test can be implemented, the actual value of Δm^2 will probably be estimated to some 10% by analyzing the ν_μ disappearance in the MI low-energy beam [9]. Given the value of Δm^2 , a consistent approach would be to fit $\Delta R(E)$ to the predicted shape in order to estimate the mixing between the muon and tau neutrinos. A cruder measure of the effect is provided by the integral $S = \int \Delta R(E) dE$, which we estimate between $E = 1$ and 3 GeV. Allowing for either $\nu_\mu \rightarrow \nu_\tau$ and $\nu_\mu \rightarrow \nu_s$ with maximal mixing, the respective integrals $S(\nu_\mu \rightarrow \nu_\tau)$ and $S(\nu_\mu \rightarrow \nu_s)$ are plotted in Fig. 4 as functions of Δm^2 .

Since the selected reference beam produces many more low-energy events than the MI high-energy and NF beams, the statistical error on the integral S is largely determined by the statistics accumulated with the harder beam. Therefore, we fix the exposure in the reference beam at 10 kton-years and assume similar or bigger exposures in the MI high-energy and NF beams. The successive error corridors in

²In all numerical estimates, we do not take into account the discussed upgrade of the proton driver at Fermilab [10] that may result in a substantial increase of neutrino flux from the Main Injector.

³In the Figures, statistical fluctuations are suppressed for the data points themselves, but the error bars are for the statistics as indicated.

Fig. 4 are the statistical uncertainties on

- [6] MINOS Collaboration, "Neutrino Oscillation Physics at Fermilab: The NuMI-MINOS Project", Fermilab internal note NuMI-L-375, 1998.
- [7] S. Geer, Phys. Rev. D57, 6989 (1998); S Geer, C. Johnstone, and D. Neuffer, Reports FERMILAB-TM-2073 (1999) and FERMILAB-PUB-99/121 (1999); V. Barger, S. Geer, and K. Whisnant, Phys. Rev. D61, 053004 (2000).
- [8] Giles Barr, Ph. D. Thesis, Oxford University, 1987; H.M. Gallagher and M.C. Goodman, Fermilab internal note NuMI-112, PDK-626, 1995.
- [9] David A. Petyt, Fermilab internal note NuMI-L-612, 2000.
- [10] Proceedings of the Proton Driver Workshop, Fermilab, June 6–7, 1001 (see <http://projects.fnal.gov/protondriver>).
- [11] Y. Fukuda et al., Kamiokande Coll., Phys. Lett. B335, 237 (1994).
- [12] H. Sobel (for the Superkamiokande Coll.), Proc. XIX Int. Conf. on Neutrino Physics and Astrophysics (Neutrino 2000), Sudbury, Canada, June 16–21, 2000.

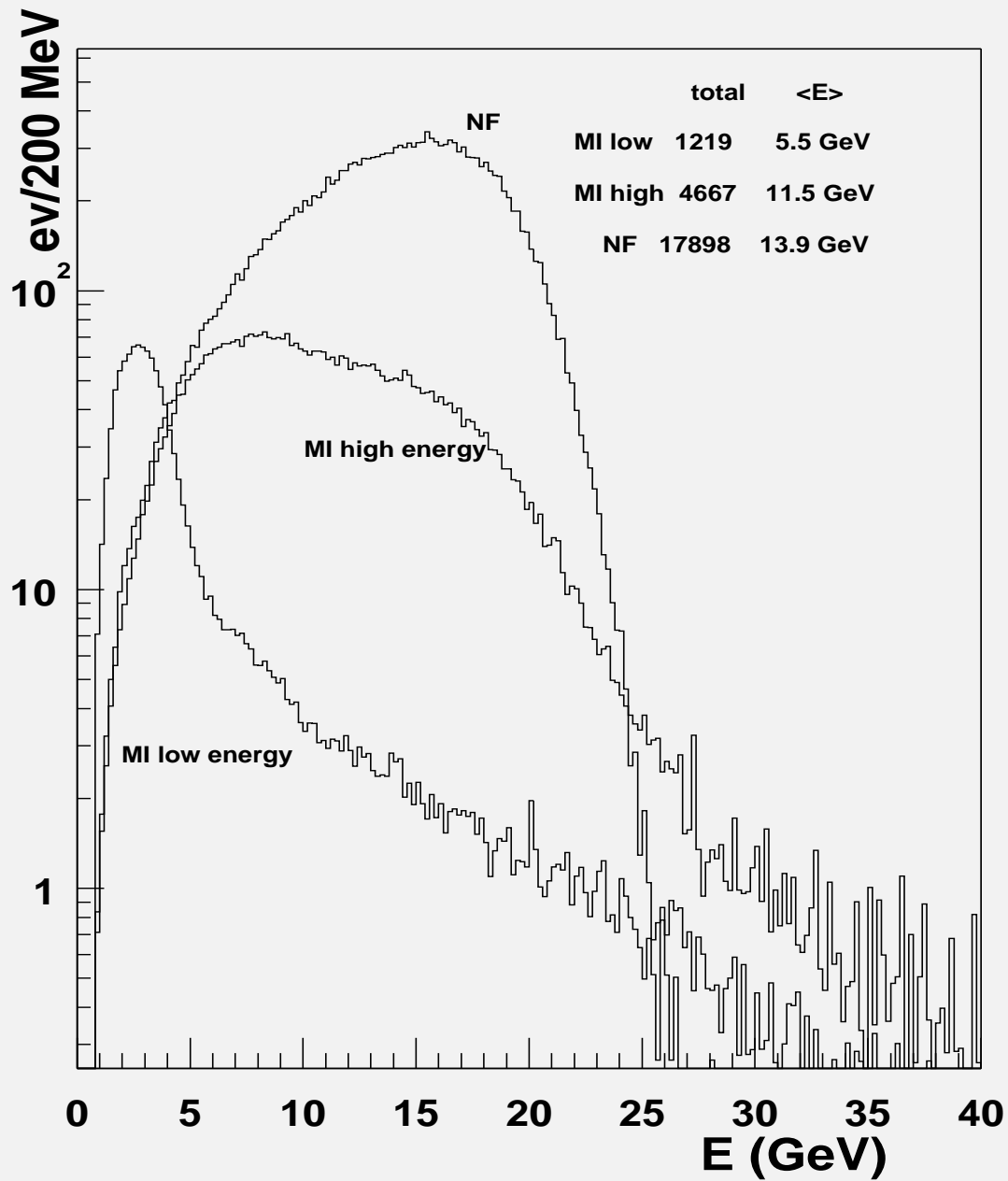


Figure 1: The oscillation-free "near" spectra of ν_ν -induced quasielastic events, $n(E)$, for the MINOS detector irradiated by the low-energy and high-energy beams from the Main Injector and by the beam from a neutrino factory storing 20-GeV negative muons. The assumed exposure in either beam is 10 kton-years.

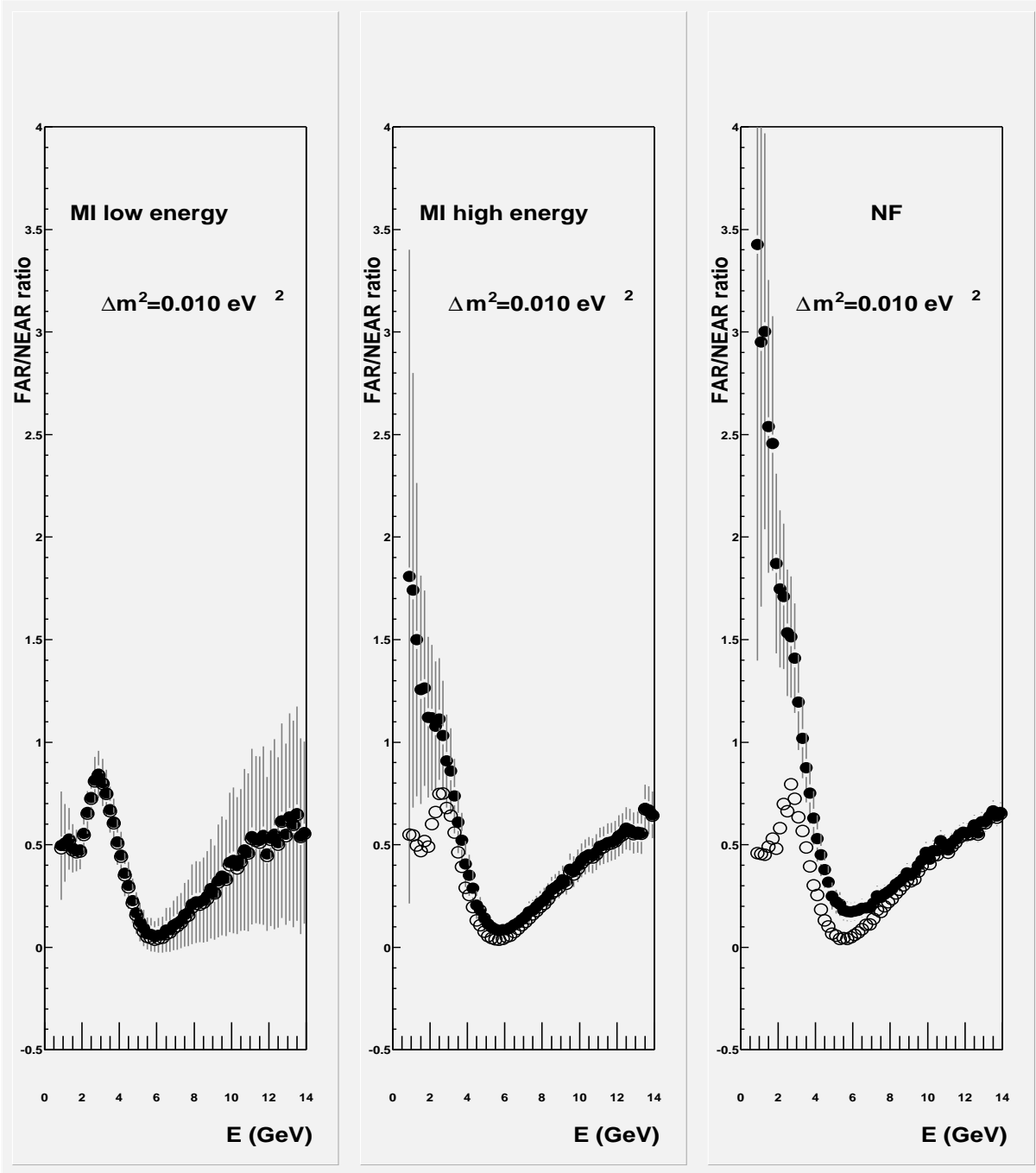
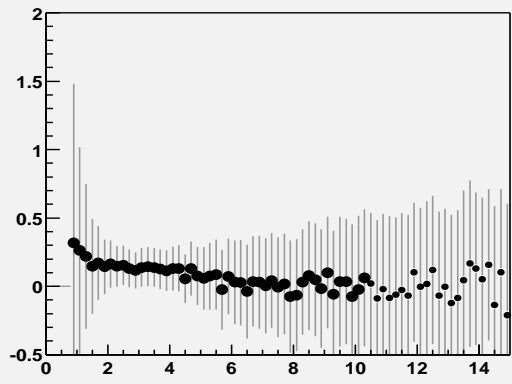


Figure 2: Assuming the transitions $\nu_\mu \rightarrow \nu_\tau$ and $\nu_\mu \rightarrow \nu_s$ (solid and open dots, respectively) driven by $\Delta m^2 = 10^{-2} \text{ eV}^2$ and $\sin^2 2\theta = 1$, the far-to-near ratio $R(E) = f(E)/n(E)$ for quasielastic events produced by the MI low-energy (a), MI high-energy (b), and NF (c) beams. The error bars on $R(E)$ for the transition $\nu_\mu \rightarrow \nu_\tau$ are the statistical uncertainties corresponding to exposures of 10 kton-years in either beam.



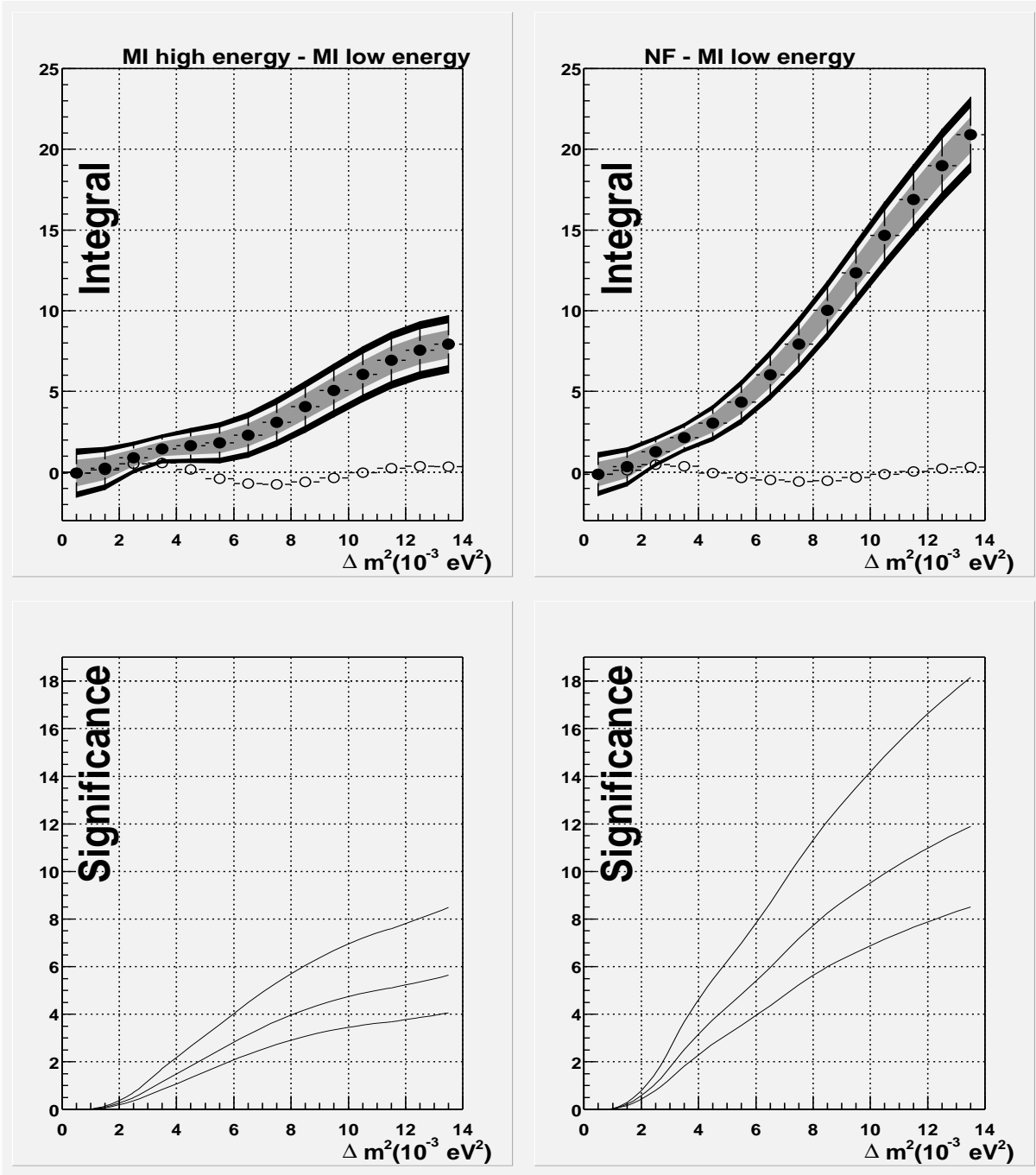


Figure 4: Assuming either $\nu_\mu \rightarrow \nu_\tau$ or $\nu_\mu \rightarrow \nu_s$ (solid and open dots, respectively) with maximal mixing, the integrated difference S (see text) as a function of Δm^2 for the MI high-energy (top left) and NF (top right) beams, with the MI low-energy beam assigned as the reference beam in both cases. Shown by successive error corridors are the statistical errors on $S(\Delta m^2)$ corresponding to exposures of 10, 20, and 50 kton-years in the τ -producing beam and of 10 kton-years in the reference beam. The bottom panels show the statistical significance of the τ signal for either case.