



15th EUROPEAN RHYTHMIC
GYMNASTICS CHAMPIONSHIPS
BUDAPEST/HUNGARY
MAY 28-30, 1999



UNION EUROPÉENNE
DE GYMNASTIQUE

EUROPÄISCHE
TURNUNION

EUROPEAN UNION
OF GYMNASTICS

XV. RG EB Szervező Bizottság
1143 Budapest, Dózsa György út 1-3. Tel./Fax: (36 1) 2215-898, Fax: (36 1) 2222-686




Exercices d'ensemble Seniors

Group exercises Seniors

Concours général qualificatif

All around qualification

CLASSEMENT FINAL
FINAL RESULTS

Rg. Rk.	Nb. Nb.	Fédération Federation	Féd Fed	Tech.	5 			Tot. 10	2  3 			TOTAL
					Art.	Exec.	Tot. 10		Tech.	Art.	Exec.	
1.	12	GREECE	GRE	4.000	6.000	9.933	19.933	4.000	6.000	9.866	19.866	39.799
2.	22	RUSSIA	RUS	4.000	6.000	9.933	19.933	4.000	5.900	9.700	19.600	39.533
3.	3	BELARUS	BLR	4.000	6.000	9.800	19.800	4.000	6.000	9.700	19.700	39.500
4.	9	FRANCE	FRA	4.000	5.900	9.800	19.700	4.000	5.933	9.766	19.699	39.399
5.	26	UKRAINE	UKR	4.000	5.966	9.700	19.666	4.000	5.966	9.700	19.666	39.332
6.	11	GERMANY	GER	4.000	5.833	9.800	19.633	4.000	5.900	9.683	19.583	39.216
7.	6	SPAIN	ESP	4.000	5.800	9.633	19.333	4.000	6.000	9.866	19.866	39.199
8.	4	BULGARIA	BUL	4.000	6.000	9.733	19.733	4.000	5.866	9.500	19.266	38.999
9.	15	ITALY	ITA	4.000	5.833	9.600	19.433	4.000	5.900	9.583	19.483	38.916
10.	21	ROMANIA	ROM	4.000	5.833	9.533	19.366	4.000	5.733	9.600	19.333	38.699
11.	25	SLOVAKIA	SVK	4.000	5.800	9.566	19.366	4.000	5.733	9.466	19.199	38.565
12.	8	FINLAND	FIN	4.000	5.800	9.600	19.400	4.000	5.666	9.433	19.099	38.499
13.	19	POLAND	POL	4.000	5.766	9.566	19.332	4.000	5.766	9.383	19.149	38.481
14.	13	HUNGARY	HUN	4.000	5.800	9.566	19.366	4.000	5.833	9.250	19.083	38.449
15.	7	ESTONIA	EST	4.000	5.800	9.566	19.366	4.000	5.733	9.350	19.083	38.449
16.	1	AUSTRIA	AUT	4.000	5.666	9.600	19.266	4.000	5.733	9.433	19.166	38.432
17.	23	SLOVENIA	SLO	4.000	5.766	9.700	19.466	4.000	5.633	9.216	18.849	38.315
18.	5	CZECH REPUBLIC	CZE	4.000	5.800	9.600	19.400	3.975	5.700	9.233	18.908	38.308
19.	24	SWITZERLAND	SUI	4.000	5.733	9.500	19.233	4.000	5.766	9.133	18.899	38.132
20.	20	PORTUGAL	POR	4.000	5.700	9.300	18.900	4.000	5.700	9.266	18.966	37.866
21.	14	ISRAEL	ISR	3.975	5.633	9.366	18.974	3.925	5.633	9.233	18.791	37.765
22.	18	NETHERLANDS	NED	3.975	5.666	9.366	18.807	4.000	5.600	8.900	18.100	36.907
23.	17	LITHUANIA	LTU	3.975	5.600	9.433	19.008	3.575	5.366	8.600	17.541	36.549
24.	16	LATVIA	LAT	3.625	5.466	8.600	17.491	3.650	5.466	8.700	17.816	35.307

Time: 19:23 Page: 1
Date: 29-05-1999





15th EUROPEAN RHYTHMIC
GYMNASTICS CHAMPIONSHIPS
BUDAPEST/HUNGARY
MAY 28-30, 1999

EUROPA-BAJNOKSÁG
B U D A P E S T

XV. RG EB Szervező Bizottság

1143 Budapest, Dózsa György út 1-3. Tel./Fax: (36 1) 2215-898, Fax: (36 1) 2222-686



UNION EUROPÉENNE
DE GYMNASTIQUE

EUROPÄISCHE
TURNUNION

EUROPEAN UNION
OF GYMNASTICS

Exercices d'ensemble Seniors

Group exercises Seniors

Concours par exercice

Competition for each exercise

CLASSEMENT FINAL
FINAL RESULTS



Rg. Rk.	Nb. Nb.	Fédération Federation	Féd Fed	Technique	Artistique	Execution	Pen.	TOTAL
1.	12	GREECE	GRE	4.000	6.000	9.900		19.900
2.	22	RUSSIA	RUS	4.000	6.000	9.900		19.900
3.	3	BELARUS	BLR	4.000	5.933	9.816		19.749
4.	26	UKRAINE	UKR	4.000	5.966	9.766		19.732
5.	11	GERMANY	GER	4.000	5.933	9.766		19.699
6.	9	FRANCE	FRA	4.000	5.900	9.733		19.633
7.	4	BULGARIA	BUL	4.000	5.900	9.700		19.600
8.	23	SLOVENIA	SLO	4.000	5.800	9.566	0.10	19.266

Time: 17:02 Page: 1
Date: 30-05-1999





15th EUROPEAN RHYTHMIC
GYMNASTICS CHAMPIONSHIPS
BUDAPEST/HUNGARY
MAY 28-30.1999



UNION EUROPÉENNE
DE GYMNASTIQUE

EUROPÄISCHE
TURNUNION

EUROPEAN UNION
OF GYMNASTICS

RÓPA-BAJNOKSÁG
B U D A P E S T

XV. RG EB Szervező Bizottság

1143 Budapest, Dózsa György út 1-3. Tel./Fax: (36 1) 2215-898, Fax: (36 1) 2222-686

Exercices d'ensemble Seniors

Group exercises Seniors

Concours par exercice

Competition for each exercise

CLASSEMENT FINAL
FINAL RESULTS



Rg. Rk.	Nb. Nb.	Fédération Federation	Féd Fed	Technique	Artistique	Execution	Pen.	TOTAL
1.	12	GREECE	GRE	4.000	6.000	9.866		19.866
2.	22	RUSSIA	RUS	4.000	6.000	9.800		19.800
3.	6	SPAIN	ESP	4.000	6.000	9.700		19.700
4.	9	FRANCE	FRA	4.000	5.900	9.700		19.600
4.	11	GERMANY	GER	4.000	5.900	9.700		19.600
6.	3	BELARUS	BLR	4.000	5.900	9.500		19.400
7.	15	ITALY	ITA	4.000	5.900	9.466	0.10	19.266
8.	26	UKRAINE	UKR	4.000	5.966	9.300		19.266

Time: 18:58 Page: 1

Date: 30-05-1999





15th EUROPEAN RHYTHMIC
GYMNASTICS CHAMPIONSHIPS
BUDAPEST/HUNGARY
MAY 28-30, 1999

EUROPA-BAJNOKSÁG
B U D A P E S T

XV. RG EB Szervező Bizottság

1143 Budapest, Dózsa György út 1-3. Tel./Fax: (36 1) 2215-898, Fax: (36 1) 2222-686



UNION EUROPÉENNE
DE GYMNASTIQUE

EUROPÄISCHE
TURNUNION

EUROPEAN UNION
OF GYMNASTICS

Exercices individuels

Individual exercises

Compétition II: Concours individuel multiple

Competition II: All around individual competition

CLASSEMENT FINAL

FINAL RESULTS

Rang	Num	Nom	Prénom	Féd					TOTAL
Rank	Num	Name	Firstname	Fed					
1.	17	KABAEVA	Alina	RUS	9.950	10.000	10.000	9.916	39.866
2.	13	RASKINA	Yulia	BLR	9.925	9.950	9.983	9.966	39.824
3.	9	SERRANO	Eva	FRA	9.899	9.966	9.950	9.966	39.781
4.	5	BARSOUKOVA	Yulia	RUS	9.950	9.950	9.899	9.950	39.749
5.	15	PAVLINA	Eugenia	BLR	9.916	9.950	9.924	9.916	39.706
6.	8	VITRICHENKO	Elena	UKR	9.925	9.866	10.000	9.875	39.666
7.	12	SCHAUFLEER	Edita	GER	9.833	9.900	9.916	9.874	39.523
8.	4	DONA	Evmorphia	GRE	9.849	9.875	9.866	9.916	39.506
9.	6	EROFEEVA	Tamara	UKR	9.908	9.841	9.849	9.850	39.448
10.	14	FRATER	Viktoria	HUN	9.850	9.891	9.800	9.900	39.441
11.	3	CID TOSTADO	Almudena	ESP	9.833	9.862	9.791	9.850	39.336
12.	16	MARCHESI	Susanna	ITA	9.825	9.849	9.883	9.775	39.332
13.	2	KWITNIEWSKA	Anna	POL	9.858	9.774	9.824	9.808	39.264
14.	1	KALTCHEVA	Proletina	BUL	9.700	9.766	9.808	9.775	39.049
15.	11	DOMINGUEZ	Esther	ESP	9.850	9.366	9.883	9.858	38.957
16.	7	DANOVA	Viktoria	BUL	9.866	9.808	9.424	9.783	38.881
17.	10	IEZZI	Noemi	ITA	9.750	9.712	9.716	9.583	38.761

Time: 16:26 Page: 1
Date: 29-05-1999





Exercices individuels

Individual exercises

Compétition III: Finales par engins

Competition III: Apparatus finals

CLASSEMENT FINAL
 FINAL RESULTS



1. BARSOUKOVA Yulia	RUS	9.925
2. VITRICHENKO Elena	UKR	9.916
3. KABAEVA Alina	RUS	9.908
4. SERRANO Eva	FRA	9.899
5. EROFEEVA Tamara	UKR	9.858
6. PAVLINA Eugenia	BLR	9.849
7. DANOVA Viktoria	BUL	9.833
8. RASKINA Yulia	BLR	9.791



1. KABAEVA Alina	RUS	9.941
2. RASKINA Yulia	BLR	9.941
3. BARSOUKOVA Yulia	RUS	9.933
4. SERRANO Eva	FRA	9.908
5. SCHAUFLEER Edita	GER	9.866
6. DONA Evmorphia	GRE	9.833
7. FRATER Viktoria	HUN	9.758
8. PAVLINA Eugenia	BLR	9.633



1. VITRICHENKO Elena	UKR	10.000
2. BARSOUKOVA Yulia	RUS	9.950
3. SERRANO Eva	FRA	9.925
4. SCHAUFLEER Edita	GER	9.908
5. KABAEVA Alina	RUS	9.883
6. DOMINGUEZ Esther	ESP	9.833
7. MARCHESI Susanna	ITA	9.783
8. RASKINA Yulia	BLR	9.683



1. VITRICHENKO Elena	UKR	10.000
2. KABAEVA Alina	RUS	9.983
3. RASKINA Yulia	BLR	9.950
4. BARSOUKOVA Yulia	RUS	9.950
5. SERRANO Eva	FRA	9.900
6. SCHAUFLEER Edita	GER	9.841
7. DONA Evmorphia	GRE	9.816
8. FRATER Viktoria	HUN	9.791



15th EUROPEAN RHYTHMIC
GYMNASTICS CHAMPIONSHIPS
BUDAPEST/HUNGARY
MAY 28-30, 1999



UNION EUROPÉENNE
DE GYMNASTIQUE

EUROPÄISCHE
TURNUNION

EUROPEAN UNION
OF GYMNASTICS

EUROPA-BAJNOKSÁG
B U D A P E S T

XV. RG EB Szervező Bizottság

1143 Budapest, Dózsa György út 1-3. Tel./Fax: (36 1) 2215-898, Fax: (36 1) 2222-686

Exercices d'ensemble Juniors
Group exercises Juniors

CLASSEMENT FINAL
FINAL RESULTS

5

Rg. Rk.	Nb. Nb.	Fédération Federation	Féd Fed	1er Passage 1st Part	2ème Passage 2nd Part	FINAL
1.	22	RUSSIA	RUS	18.900		18.866
2.	4	BULGARIA	BUL	18.732		18.733
3.	12	GREECE	GRE	18.800		18.683
4.	3	BELARUS	BLR	18.666	18.733	18.666
5.	6	SPAIN	ESP	18.700		18.533
6.	13	HUNGARY	HUN	18.300	18.666	18.466
7.	9	FRANCE	FRA	18.466	18.699	18.432
8.	14	ISRAEL	ISR	18.099	18.533	18.266
9.	11	GERMANY	GER	18.333	18.366	18.366
10.	15	ITALY	ITA	18.299	18.299	18.299
11.	21	ROMANIA	ROM	17.899	18.200	18.200
12.	8	FINLAND	FIN	18.199	18.199	18.199
13.	7	ESTONIA	EST	18.100	18.166	18.166
14.	5	CZECH REPUBLIC	CZE	17.666	18.133	18.133
15.	1	AUSTRIA	AUT	18.032	18.099	18.099
16.	26	UKRAINE	UKR	17.566	18.032	18.032
17.	20	PORTUGAL	POR	18.066	18.000	18.000
18.	17	LITHUANIA	LTU	17.833	17.900	17.900
19.	19	POLAND	POL	17.999	17.899	17.899
20.	18	NETHERLANDS	NED	17.233	17.833	17.833
21.	24	SWITZERLAND	SUI	17.832	17.766	17.766
22.	25	SLOVAKIA	SVK	18.000	17.733	17.733
23.	10	GREAT-BRITAIN	GBR	17.599	17.700	17.700

Time: 15:47 Page: 1
Date: 30-05-1999

