



# Airline Activity Report

8 YW a VYf' & \$ & %



Indianapolis Airport Authority

Airline activity data is provided by the airlines and is subject to change. While we make every attempt to ensure the data reported is accurate, the Indianapolis Airport Authority (IAA) is not responsible for the accuracy of the data. IAA assumes no liability from errors or omissions in this data.

**Indianapolis International Airport  
Airline Activity Summary  
For Month Ending December 2021**

	<b>Passenger</b>							
<b>Domestic</b>	<b>Dec (cur)</b>	<b>Dec (pre)</b>	<b>Difference</b>	<b>% Change</b>	<b>YTD Dec (cur)</b>	<b>YTD Dec (pre)</b>	<b>Difference</b>	<b>% Change</b>
<b>Scheduled</b>								
Deplaning	320,932	147,301	173,631	<b>117.9%</b>	3,559,009	2,030,597	1,528,412	<b>75.3%</b>
Enplaning	347,969	166,630	181,339	<b>108.8%</b>	3,549,848	2,016,592	1,533,256	<b>76.0%</b>
Subtotal	668,901	313,931	354,970	<b>113.1%</b>	7,108,857	4,047,189	3,061,668	<b>75.6%</b>
<b>Charter</b>								
Deplaning	2,879	2,586	293	<b>11.3%</b>	24,086	11,461	12,625	<b>110.2%</b>
Enplaning	2,525	2,637	-112	<b>-4.2%</b>	21,207	11,733	9,474	<b>80.7%</b>
Subtotal	5,404	5,223	181	<b>3.5%</b>	45,293	23,194	22,099	<b>95.3%</b>
<b>Total Domestic</b>	<b>674,305</b>	<b>319,154</b>	<b>355,151</b>	<b>111.3%</b>	<b>7,154,150</b>	<b>4,070,383</b>	<b>3,083,767</b>	<b>75.8%</b>
<b>International</b>								
Deplaning	770	320	450	<b>140.6%</b>	10,931	18,126	-7,195	<b>-39.7%</b>
Enplaning	1,321	601	720	<b>119.8%</b>	10,965	16,139	-5,174	<b>-32.1%</b>
<b>Total International</b>	<b>2,091</b>	<b>921</b>	<b>1,170</b>	<b>127.0%</b>	<b>21,896</b>	<b>34,265</b>	<b>-12,369</b>	<b>-36.1%</b>
Total Deplaning	324,581	150,207	174,374	<b>116.1%</b>	3,594,026	2,060,184	1,533,842	<b>74.5%</b>
Total Enplaning	351,815	169,868	181,947	<b>107.1%</b>	3,582,020	2,044,464	1,537,556	<b>75.2%</b>
<b>Total Passengers</b>	<b>676,396</b>	<b>320,075</b>	<b>356,321</b>	<b>111.3%</b>	<b>7,176,046</b>	<b>4,104,648</b>	<b>3,071,398</b>	<b>74.8%</b>
<b>Air Cargo (in tons)</b>								
<b>Mail</b>								
Inbound	90	96	-6	<b>-6.0%</b>	923	1,040	-117	<b>-11.2%</b>
Outbound	99	119	-20	<b>-17.0%</b>	967	1,364	-397	<b>-29.1%</b>
Subtotal Mail	188	214	-26	<b>-12.1%</b>	1,890	2,404	-513	<b>-21.4%</b>
<b>Freight Domestic</b>								
Inbound	59,423	56,164	3,259	<b>5.8%</b>	548,649	478,429	70,219	<b>14.7%</b>
Outbound	67,864	61,649	6,216	<b>10.1%</b>	603,605	505,426	98,179	<b>19.4%</b>
Subtotal Freight Domestic	127,287	117,813	9,475	<b>8.0%</b>	1,152,254	983,855	168,398	<b>17.1%</b>
<b>Freight International</b>								
Inbound	9,829	6,458	3,371	<b>52.2%</b>	96,844	63,310	33,534	<b>53.0%</b>
Outbound	8,546	6,475	2,071	<b>32.0%</b>	83,122	67,132	15,990	<b>23.8%</b>
Subtotal Freight International	18,376	12,934	5,442	<b>42.1%</b>	179,966	130,442	49,524	<b>38.0%</b>
<b>Total Cargo</b>	<b>145,851</b>	<b>130,961</b>	<b>14,891</b>	<b>11.4%</b>	<b>1,334,110</b>	<b>1,116,700</b>	<b>217,409</b>	<b>19.5%</b>
<b>Aircraft Operations</b>								
Air Carrier	12,699	8,870	3,829	<b>43.2%</b>	120,606	92,360	28,246	<b>30.6%</b>
Air Taxi	3,441	2,992	449	<b>15.0%</b>	49,683	41,035	8,648	<b>21.1%</b>
Civil Itinerant	1,317	766	551	<b>71.9%</b>	14,871	9,953	4,918	<b>49.4%</b>
Military Itinerant	60	43	17	<b>39.5%</b>	810	730	80	<b>11.0%</b>
<b>Total Operations</b>	<b>17,517</b>	<b>12,671</b>	<b>4,846</b>	<b>38.2%</b>	<b>185,970</b>	<b>144,078</b>	<b>41,892</b>	<b>29.1%</b>
<b>Landing Weights (in tons)</b>								
Passenger Aircraft	198,791	123,087	75,703	<b>61.5%</b>	2,135,834	1,641,122	494,712	<b>30.1%</b>
Freight Aircraft	440,931	367,985	72,946	<b>19.8%</b>	3,584,895	2,826,993	757,902	<b>26.8%</b>
<b>Total Landed Weights</b>	<b>639,721</b>	<b>491,072</b>	<b>148,649</b>	<b>30.3%</b>	<b>5,720,729</b>	<b>4,468,115</b>	<b>1,252,614</b>	<b>28.0%</b>

**Indianapolis International Airport**  
**Enplanement Cumulative Year To Date**

Carriers	January	February	March	April	May	June	July	August	September	October	November	December	Total
Air Canada / AIR GEORGIAN LIMITED DBA AIR CAN	-	-	-	-	-	-	-	-	-	-	-	-	-
AIR CANADA EXPRESS / JAZZ AVIATION LP	-	-	-	-	-	-	-	-	-	-	-	-	-
ALASKA AIRLINES, INC.	1,154	986	2,501	3,459	4,266	4,935	5,045	4,629	4,184	4,671	4,293	3,604	43,727
ALLEGiant AIR	7,458	13,341	26,384	14,511	15,166	30,180	30,636	15,123	12,719	26,855	18,760	23,817	234,950
AMERICAN AIRLINES, INC	29,690	30,663	51,898	54,411	70,660	87,147	88,491	80,277	77,930	99,294	91,089	84,773	846,323
CORPORATE FLIGHT MANAGEMENT, INC., d/b/a C	-	-	-	-	-	-	-	-	-	522	770	683	1,975
DELTA AIR LINES, INC	22,383	22,799	30,677	33,122	55,918	69,004	72,795	66,048	66,024	79,389	71,966	71,197	661,322
ELI LILLY INTERNATIONAL CORPORATION	-	-	-	-	-	-	-	-	-	-	-	-	-
FRONTIER AIRLINES, INC.	4,439	4,271	9,786	8,032	10,316	13,709	15,956	11,721	9,572	9,306	8,020	10,253	115,381
MILLION AIR / INDIANAPOLIS AVIATION PARTNER	393	664	351	714	372	1,110	768	599	1,012	1,582	1,799	1,205	10,569
SIGNATURE FLIGHT SUPPORT	-	-	-	-	-	-	-	-	-	-	-	-	-
SOUTHWEST AIRLINES	43,465	45,991	92,030	85,941	98,035	99,522	102,334	85,621	82,003	97,150	88,113	88,885	1,009,090
SPIRIT AIRLINES	11,361	12,134	24,363	23,091	26,449	28,272	28,238	13,391	17,667	20,939	21,318	24,282	251,505
SUN COUNTRY AIRLINES / SUN COUNTRY, INC	84	98	89	337	409	1,139	1,164	845	935	1,325	1,248	122	7,795
SWIFT AIR / AVIATION ADVANTAGE INC.	-	-	-	67	-	-	-	-	-	-	-	-	67
SWIFT AIR, LLC DBA IAERO AIRWAYS	-	-	-	-	-	-	-	-	-	-	-	109	109
UNITED AIRLINES	16,880	18,573	28,005	27,321	30,291	30,632	39,126	36,951	38,143	47,235	43,148	42,876	399,181
OTHER CARGO CARRIERS / MISC.	-	-	-	-	-	2	5	1	2	5	2	9	26
<b>Total</b>	<b>137,307</b>	<b>149,520</b>	<b>266,084</b>	<b>251,006</b>	<b>311,882</b>	<b>365,652</b>	<b>384,558</b>	<b>315,206</b>	<b>310,191</b>	<b>388,273</b>	<b>350,526</b>	<b>351,815</b>	<b>3,582,020</b>
<b>2020 Actual</b>	<b>348,778</b>	<b>354,936</b>	<b>202,285</b>	<b>16,146</b>	<b>53,864</b>	<b>115,894</b>	<b>158,928</b>	<b>135,009</b>	<b>142,135</b>	<b>191,209</b>	<b>155,412</b>	<b>169,868</b>	<b>2,044,464</b>
Variance (Act/Orig)	-61%	-58%	32%	1455%	479%	216%	142%	133%	118%	103%	126%	107%	75%

**Indianapolis International Airport  
Deplanement Cumulative Year To Date**

<b>Carriers</b>	<b>January</b>	<b>February</b>	<b>March</b>	<b>April</b>	<b>May</b>	<b>June</b>	<b>July</b>	<b>August</b>	<b>September</b>	<b>October</b>	<b>November</b>	<b>December</b>	<b>Total</b>
Air Canada / AIR GEORGIAN LIMITED DBA AIR CAN	-	-	-	-	-	-	-	-	-	-	-	-	-
AIR CANADA EXPRESS / JAZZ AVIATION LP	-	-	-	-	-	-	-	-	-	-	-	-	-
ALASKA AIRLINES, INC.	1,480	1,081	2,538	3,767	4,374	5,008	5,151	4,945	4,723	5,117	4,399	3,667	46,250
ALLEGiant AIR	9,422	12,308	23,566	17,965	14,545	29,928	31,682	16,602	12,563	26,409	19,380	21,490	235,860
AMERICAN AIRLINES, INC	33,245	29,840	48,961	57,145	70,002	85,325	90,753	84,404	79,163	99,181	91,482	79,756	849,257
CORPORATE FLIGHT MANAGEMENT, INC., d/b/a C	-	-	-	-	-	-	-	-	-	567	814	656	2,037
DELTA AIR LINES, INC	24,412	22,163	30,176	35,424	55,595	68,612	75,531	71,667	66,669	79,301	72,542	66,304	668,396
ELI LILLY INTERNATIONAL CORPORATION	-	-	-	-	-	-	-	-	-	-	-	-	-
FRONTIER AIRLINES, INC.	4,649	4,578	8,668	8,650	10,549	13,379	16,362	12,906	9,119	9,042	7,932	8,518	114,352
MILLION AIR / INDIANAPOLIS AVIATION PARTNER	381	432	428	697	449	763	963	658	1,145	1,623	1,397	1,481	10,417
SIGNATURE FLIGHT SUPPORT	-	-	-	-	-	-	-	-	-	-	-	-	-
SOUTHWEST AIRLINES	50,146	44,091	82,698	95,130	97,867	97,119	105,764	88,692	82,473	95,051	88,268	81,704	1,009,003
SPIRIT AIRLINES	12,673	11,604	22,158	26,413	25,756	27,765	28,959	14,295	16,228	19,663	21,364	21,050	247,928
SUN COUNTRY AIRLINES / SUN COUNTRY, INC	84	97	84	324	312	848	1,234	804	895	1,263	1,047	284	7,276
SWIFT AIR / AVIATION ADVANTAGE INC.	-	-	-	-	-	-	-	-	-	-	-	-	-
SWIFT AIR, LLC DBA IAERO AIRWAYS	-	-	-	-	-	149	-	-	-	-	-	107	256
UNITED AIRLINES	20,187	18,795	27,366	28,848	29,666	29,554	40,421	38,473	38,933	47,210	43,961	39,556	402,970
OTHER CARGO CARRIERS / MISC.	-	-	-	-	-	1	6	1	1	3	4	8	24
<b>Total</b>	<b>156,679</b>	<b>144,989</b>	<b>246,643</b>	<b>274,363</b>	<b>309,115</b>	<b>358,451</b>	<b>396,826</b>	<b>333,447</b>	<b>311,912</b>	<b>384,430</b>	<b>352,590</b>	<b>324,581</b>	<b>3,594,026</b>
<b>2020 Actual</b>	<b>365,448</b>	<b>353,427</b>	<b>225,563</b>	<b>18,353</b>	<b>51,249</b>	<b>110,751</b>	<b>163,817</b>	<b>141,355</b>	<b>141,390</b>	<b>186,850</b>	<b>151,774</b>	<b>150,207</b>	<b>2,060,184</b>

### Indianapolis International Airport Landing Weights 2021

	January	February	March	April	May	June	July	August	September	October	November	December	Total
<b>Passenger Carriers</b>													
Air Canada / AIR GEORGIAN LIMITED DBA AIR	-	-	-	-	-	-	-	-	-	-	-	-	-
AIR CANADA EXPRESS / JAZZ AVIATION LP	-	-	-	-	-	-	-	-	-	-	-	-	-
ALASKA AIRLINES, INC.	2,876,400	2,304,500	3,512,000	4,370,200	4,493,900	4,561,700	4,836,400	4,730,800	4,679,100	4,823,100	4,561,700	3,826,100	49,575,900
ALLEGIAN AIR	10,007,869	17,420,908	38,195,031	20,593,349	18,141,822	29,729,300	30,242,983	19,203,348	14,606,711	26,993,369	21,425,606	23,684,230	270,244,526
AMERICAN AIRLINES, INC	47,609,242	41,268,018	59,514,302	63,898,624	81,922,504	95,288,022	97,946,466	100,680,370	95,748,984	107,618,820	109,502,752	102,772,270	1,003,770,374
CORPORATE FLIGHT MANAGEMENT, INC., d/b/	-	-	-	-	-	-	-	-	-	2,208,122	3,431,672	3,335,594	8,975,388
DELTA AIR LINES, INC	50,495,836	43,459,105	54,354,015	59,305,982	71,015,835	77,427,070	83,726,779	84,068,017	83,836,742	93,688,337	91,109,458	86,760,266	879,247,442
ELI LILLY INTERNATIONAL CORPORATION	386,100	772,200	707,850	514,800	1,029,600	450,450	257,400	772,200	514,800	900,900	707,850	772,200	7,786,350
FRONTIER AIRLINES, INC.	4,664,991	5,040,660	9,178,305	7,734,054	9,385,320	12,522,062	14,735,508	13,355,631	10,297,373	8,012,056	9,036,988	9,568,746	113,531,694
MILLION AIR / INDIANAPOLIS AVIATION PARTN	4,978,000	3,964,000	9,920,000	4,269,000	6,108,000	3,763,000	3,236,000	3,013,000	4,919,000	5,442,000	4,839,000	4,659,000	59,110,000
SIGNATURE FLIGHT SUPPORT	448,302	72,312	372,000	-	309,000	-	-	-	-	-	-	-	1,201,614
SOUTHWEST AIRLINES	62,592,000	50,912,000	93,792,000	94,357,200	104,705,600	104,078,800	109,297,600	110,392,800	91,279,600	97,721,600	92,487,600	88,969,600	1,100,586,400
SPIRIT AIRLINES	13,724,000	12,178,000	22,090,000	24,506,000	25,980,000	27,686,000	29,366,000	20,628,000	18,834,000	19,272,000	22,764,000	24,078,000	261,106,000
SUN COUNTRY AIRLINES / SUN COUNTRY, INC	551,000	568,100	5,998,300	1,024,100	877,800	1,609,300	1,609,300	1,316,700	1,755,600	1,609,300	1,463,000	438,900	18,821,400
SWIFT AIR / AVIATION ADVANTAGE INC.	-	-	-	236,000	-	-	-	-	-	-	-	-	236,000
SWIFT AIR, LLC DBA IAERO AIRWAYS	-	-	-	-	-	146,300	-	-	-	-	-	292,600	438,900
UNITED AIRLINES	29,145,100	26,664,200	34,901,000	33,246,400	35,868,700	37,590,900	47,087,900	49,203,400	47,792,900	52,923,700	54,188,100	48,423,500	497,035,800
<b>Passenger Carriers Sub Total</b>	<b>227,478,840</b>	<b>204,624,003</b>	<b>332,534,803</b>	<b>314,055,709</b>	<b>359,838,081</b>	<b>394,852,904</b>	<b>422,342,336</b>	<b>407,364,266</b>	<b>374,264,810</b>	<b>421,213,304</b>	<b>415,517,726</b>	<b>397,581,006</b>	<b>4,271,667,788</b>
<b>Cargo Carriers</b>													
AIRNET II, LLC	-	-	-	-	-	-	61,200	76,500	61,200	61,900	77,900	68,000	406,700
CARGOLUX AIRLINES INTERNATIONAL S.A.	8,715,894	8,909,890	8,644,896	8,631,896	8,715,894	10,034,878	8,631,896	8,618,896	8,728,894	10,144,876	8,075,902	8,379,896	106,233,708
CSA AIR, INC	127,500	119,000	170,000	170,000	136,000	144,500	153,000	144,500	153,000	153,000	136,000	187,000	1,793,500
FEDERAL EXPRESS CORP	445,116,100	483,334,200	538,007,400	574,519,700	547,236,200	572,450,700	580,193,600	596,558,600	607,060,800	603,724,000	593,514,600	867,386,400	7,009,102,300
KALITTA AIR, LLC	-	-	-	-	-	-	-	652,000	-	-	-	-	652,000
KALITTA CHARTERS, LLC	155,800	584,680	263,680	457,260	280,380	161,420	107,400	32,000	42,620	96,400	192,640	271,020	2,645,300
MOUNTAIN AIR CARGO	2,339,696	2,087,356	2,925,196	4,068,572	3,666,776	3,951,592	4,038,752	3,788,572	3,788,572	3,846,548	3,685,936	4,509,784	42,697,352
UPS / UNITED PARCEL SERVICE INC, AN OHIO	-	326,000	-	-	-	-	-	-	-	-	-	-	326,000
WORLDWIDE FLIGHT SERVICES, INC.	281,299	721,165	173,000	-	15,000	200,300	220,500	490,900	233,700	930,815	1,607,000	1,059,800	5,933,479
<b>Cargo Carriers Sub Total</b>	<b>456,736,289</b>	<b>496,082,291</b>	<b>550,184,172</b>	<b>587,847,428</b>	<b>560,050,250</b>	<b>586,943,390</b>	<b>593,406,348</b>	<b>610,361,968</b>	<b>620,068,786</b>	<b>618,957,539</b>	<b>607,289,978</b>	<b>881,861,900</b>	<b>7,169,790,339</b>
<b>Total</b>	<b>684,215,129</b>	<b>700,706,294</b>	<b>882,718,975</b>	<b>901,903,137</b>	<b>919,888,331</b>	<b>981,796,294</b>	<b>1,015,748,684</b>	<b>1,017,726,234</b>	<b>994,333,596</b>	<b>1,040,170,843</b>	<b>1,022,807,704</b>	<b>1,279,442,906</b>	<b>11,441,458,127</b>
<b>Tonnage</b>	<b>342,108</b>	<b>350,353</b>	<b>441,359</b>	<b>450,952</b>	<b>459,944</b>	<b>490,898</b>	<b>507,874</b>	<b>508,863</b>	<b>497,167</b>	<b>520,085</b>	<b>511,404</b>	<b>639,721</b>	<b>5,720,729</b>
<b>2020</b>	<b>900,635,972</b>	<b>818,248,779</b>	<b>847,032,732</b>	<b>567,349,181</b>	<b>503,246,345</b>	<b>623,994,380</b>	<b>754,447,658</b>	<b>736,957,553</b>	<b>721,686,978</b>	<b>769,632,933</b>	<b>710,853,998</b>	<b>982,144,379</b>	<b>8,936,230,888</b>
Passenger Carriers	33%	29%	38%	35%	39%	40%	42%	40%	38%	40%	41%	31%	37%
Cargo Carriers	67%	71%	62%	65%	61%	60%	58%	60%	62%	60%	59%	69%	63%
<b>Actual 2021</b>	<b>684,215,129</b>	<b>700,706,294</b>	<b>882,718,975</b>	<b>901,903,137</b>	<b>919,888,331</b>	<b>981,796,294</b>	<b>1,015,748,684</b>	<b>1,017,726,234</b>	<b>994,333,596</b>	<b>1,040,170,843</b>	<b>1,022,807,704</b>	<b>1,279,442,906</b>	<b>11,441,458,127</b>
<b>Actual 2020</b>	<b>900,635,972</b>	<b>818,248,779</b>	<b>847,032,732</b>	<b>567,349,181</b>	<b>503,246,345</b>	<b>623,994,380</b>	<b>754,447,658</b>	<b>736,957,553</b>	<b>721,686,978</b>	<b>769,632,933</b>	<b>710,853,998</b>	<b>982,144,379</b>	<b>8,936,230,888</b>
Variance (Dec 21 / Dec 20)	-24%	-14%	4%	59%	83%	57%	35%	38%	38%	35%	44%	30%	28%

**Indianapolis International Airport  
Cargo Activity Report Cumulative Year To Date**

Carrier	January	February	March	April	May	June	July	August	September	October	November	December	Total YTD
<b>Passenger Carriers</b>													
Air Canada / AIR GEORGIAN LIMITED DBA AIR CANADA EXP	0	0	0	0	0	0	0	0	0	0	0	0	0
AIR CANADA EXPRESS / JAZZ AVIATION LP	0	0	0	0	0	0	0	0	0	0	0	0	0
ALASKA AIRLINES, INC.	20,981	26,206	42,537	29,105	37,972	28,260	32,144	16,034	8,497	2,524	6,808	5,007	256,075
ALLEGIANT AIR	0	0	0	0	0	0	0	0	0	0	0	0	0
AMERICAN AIRLINES, INC	192,716	137,941	184,972	181,931	180,215	125,746	130,202	186,748	181,924	132,068	151,501	212,479	1,998,443
CORPORATE FLIGHT MANAGEMENT, INC., d/b/a CONTOUR	0	0	0	0	0	0	0	0	0	0	0	0	0
DELTA AIR LINES, INC	116,192	110,600	120,031	118,414	107,039	196,932	167,949	255,669	199,112	227,712	216,605	215,669	2,051,924
ELI LILLY INTERNATIONAL CORPORATION	0	0	0	0	0	0	0	0	0	0	0	0	0
FRONTIER AIRLINES, INC.	0	0	0	0	0	0	0	0	0	0	0	0	0
MILLION AIR / INDIANAPOLIS AVIATION PARTNERS, LLC	0	0	0	0	0	0	0	0	0	0	0	0	0
SIGNATURE FLIGHT SUPPORT	0	0	0	0	0	0	0	0	0	0	0	0	0
SOUTHWEST AIRLINES	263,104	241,527	357,423	346,040	369,293	391,157	356,262	373,648	318,594	307,220	272,180	303,122	3,899,570
SPIRIT AIRLINES	0	0	0	0	0	0	0	0	0	0	0	0	0
SUN COUNTRY AIRLINES / SUN COUNTRY, INC	0	0	0	0	0	0	0	0	0	0	0	0	0
SWIFT AIR / AVIATION ADVANTAGE INC.	0	0	0	0	0	0	0	0	0	0	0	0	0
SWIFT AIR, LLC DBA IAERO AIRWAYS	0	0	0	0	0	0	0	0	0	0	0	0	0
UNITED AIRLINES	121,015	107,964	92,671	67,812	68,806	44,296	41,459	45,738	47,591	92,904	66,221	80,545	877,022
<b>Passenger Carriers Totals</b>	<b>714,008</b>	<b>624,238</b>	<b>797,634</b>	<b>743,302</b>	<b>763,325</b>	<b>786,391</b>	<b>728,016</b>	<b>877,837</b>	<b>755,718</b>	<b>762,428</b>	<b>713,315</b>	<b>816,822</b>	<b>9,083,034</b>
<b>Cargo Carriers</b>													
AIRNET II, LLC	0	0	0	0	0	0	5,317	7,161	5,777	5,092	7,006	5,374	35,727
CARGOLUX AIRLINES INTERNATIONAL S.A.	2,208,811	2,412,099	2,635,538	2,638,867	2,103,320	2,186,721	2,346,512	2,053,452	2,118,444	2,120,296	2,024,659	1,700,646	26,549,366
CSA AIR, INC	15,934	17,227	24,138	23,769	21,952	23,736	24,678	17,764	19,132	15,229	16,077	23,386	243,022
FEDERAL EXPRESS CORP	181,111,718	188,708,370	217,533,724	218,547,955	208,550,732	214,818,091	216,066,353	213,999,013	229,406,550	223,867,035	222,732,812	288,310,959	2,623,653,312
KALITTA AIR, LLC	0	0	0	0	0	0	0	0	0	0	0	0	0
KALITTA CHARTERS, LLC	335	17,665	12,619	9,129	5,967	7,347	0	0	0	0	0	160	53,222
MOUNTAIN AIR CARGO	365,638	318,834	84,731	895,665	741,444	786,628	785,642	803,914	798,423	736,847	732,090	765,136	7,814,992
UPS / UNITED PARCEL SERVICE INC, AN OHIO CORPORATI	0	100,847	0	0	0	0	0	0	0	0	0	0	100,847
WORLDWIDE FLIGHT SERVICES, INC.	22,378	246,711	15,325	0	224	17,508	15,698	38,827	16,215	36,363	196,514	80,090	685,853
<b>Cargo Carriers Totals</b>	<b>183,724,814</b>	<b>191,821,753</b>	<b>220,306,075</b>	<b>222,115,385</b>	<b>211,423,639</b>	<b>217,840,031</b>	<b>219,244,200</b>	<b>216,920,131</b>	<b>232,364,541</b>	<b>226,780,862</b>	<b>225,709,159</b>	<b>290,885,751</b>	<b>2,659,136,341</b>
<b>Grand Totals</b>	<b>184,438,822</b>	<b>192,445,991</b>	<b>221,103,709</b>	<b>222,858,687</b>	<b>212,186,964</b>	<b>218,626,422</b>	<b>219,972,216</b>	<b>217,797,968</b>	<b>233,120,259</b>	<b>227,543,290</b>	<b>226,422,474</b>	<b>291,702,573</b>	<b>2,668,219,375</b>

**Indianapolis International Airport  
2021 Cargo Summary**

	January	February	March	April	May	June	July	August	September	October	November	December	Total
<b>Mail</b>													
Inbound	80	82	91	73	60	63	62	92	70	87	74	90	923
Outbound	104	70	78	81	90	74	69	91	59	75	78	99	967
Total Mail	184	151	169	154	150	136	131	182	130	162	151	188	1,890
<b>Domestic Freight</b>													
Inbound	38,781	41,225	46,582	45,335	43,200	44,706	44,877	45,013	47,480	45,776	46,251	59,423	548,649
Outbound	41,852	43,020	48,725	50,665	48,170	50,327	50,120	49,327	52,341	50,663	50,531	67,864	603,605
<b>International Freight</b>													
Inbound	5,681	5,904	7,531	8,092	8,283	7,544	7,801	7,756	9,420	9,741	9,263	9,829	96,844
Outbound	5,721	5,923	7,545	7,183	6,291	6,600	7,058	6,621	7,189	7,430	7,015	8,546	83,122
Total Freight	92,035	96,072	110,383	111,275	105,943	109,177	109,855	108,717	116,430	113,610	113,060	145,663	1,332,220
<b>Total Cargo</b>	<b>92,219</b>	<b>96,223</b>	<b>110,552</b>	<b>111,429</b>	<b>106,093</b>	<b>109,313</b>	<b>109,986</b>	<b>108,899</b>	<b>116,560</b>	<b>113,772</b>	<b>113,211</b>	<b>145,851</b>	<b>1,334,110</b>
<b>Same Month 2020</b>	<b>82,529</b>	<b>75,565</b>	<b>81,494</b>	<b>79,519</b>	<b>76,816</b>	<b>93,576</b>	<b>100,808</b>	<b>96,587</b>	<b>103,106</b>	<b>104,593</b>	<b>91,148</b>	<b>130,961</b>	<b>1,116,700</b>
Difference	9,690	20,658	29,058	31,910	29,278	15,737	9,178	12,312	13,454	9,179	22,064	14,891	217,409
% Change	12%	27%	36%	40%	38%	17%	9%	13%	13%	9%	24%	11%	19%
<b>Carrier Totals - By Pounds &amp; Tons</b>													
Passenger Aircraft	714,008	624,238	797,634	743,302	763,325	786,391	728,016	877,837	755,718	762,428	713,315	816,822	9,083,034
Tonnage	357	312	399	372	382	393	364	439	378	381	357	408	4,542
CARGOLUX AIRLINES INTERNATIONAL S.A.	2,208,811	2,412,099	2,635,538	2,638,867	2,103,320	2,186,721	2,346,512	2,053,452	2,118,444	2,120,296	2,024,659	1,700,646	26,549,366
CSA AIR, INC	15,934	17,227	24,138	23,769	21,952	23,736	24,678	17,764	19,132	15,229	16,077	23,386	243,022
FEDERAL EXPRESS CORP	181,111,718	188,708,370	217,533,724	218,547,955	208,550,732	214,818,091	216,066,353	213,999,013	229,406,550	223,867,035	222,732,812	288,310,959	2,623,653,312
OTHER CARGO CARRIERS / MISC.	388,351	684,057	112,675	904,794	747,635	811,483	806,657	849,902	820,415	778,302	935,610	850,760	8,690,641
Total Cargo Aircraft	183,724,814	191,821,753	220,306,075	222,115,385	211,423,639	217,840,031	219,244,200	216,920,131	232,364,541	226,780,862	225,709,159	290,885,751	2,659,136,341
Tonnage	91,862	95,911	110,153	111,058	105,712	108,920	109,622	108,460	116,182	113,390	112,855	145,443	1,329,588
<b>Total Cargo Aircraft</b>	<b>92,219</b>	<b>96,223</b>	<b>110,552</b>	<b>111,429</b>	<b>106,093</b>	<b>109,313</b>	<b>109,986</b>	<b>108,899</b>	<b>116,560</b>	<b>113,772</b>	<b>113,211</b>	<b>145,851</b>	<b>1,334,110</b>
<b>2021 YTD</b>	<b>92,219</b>	<b>188,442</b>	<b>298,994</b>	<b>410,424</b>	<b>516,517</b>	<b>625,830</b>	<b>735,816</b>	<b>844,715</b>	<b>961,276</b>	<b>1,075,047</b>	<b>1,188,258</b>	<b>1,334,110</b>	
<b>2020 YTD</b>	<b>82,529</b>	<b>158,094</b>	<b>239,588</b>	<b>319,107</b>	<b>395,923</b>	<b>489,499</b>	<b>590,307</b>	<b>686,894</b>	<b>790,000</b>	<b>894,592</b>	<b>985,740</b>	<b>1,116,700</b>	

**Indianapolis International Airport**  
**Total Passengers**  
**Current Month (December 2021) vs. Previous Month (November 2021)**

Operator	Carrier	December 2021		November 2021		Difference	% Change
		Total	% Total	Total	% Total		
<b>ALASKA AIRLINES, INC.</b>							
	ALASKA AIRLINES, INC.	7,271	1.1%	8,692	1.2%	-1,421	-16.3%
	<b>ALASKA AIRLINES, INC. Total</b>	<b>7,271</b>	<b>1.1%</b>	<b>8,692</b>	<b>1.2%</b>	<b>-1,421</b>	<b>-16.3%</b>
<b>CORPORATE FLIGHT MANAGEMENT, INC., d/b/a CONTOUR A</b>							
	CORPORATE FLIGHT MANAGEMENT, INC., d/b/a CONTOUR A	1,339	0.2%	1,584	0.2%	-245	-15.5%
	<b>CORPORATE FLIGHT MANAGEMENT, INC., d/b/a CONTOUR A Total</b>	<b>1,339</b>	<b>0.2%</b>	<b>1,584</b>	<b>0.2%</b>	<b>-245</b>	<b>-15.5%</b>
<b>INDIANAPOLIS AVIATION PARTNERS, LLC</b>							
	INDIANAPOLIS AVIATION PARTNERS, LLC	2,686	0.4%	3,196	0.5%	-510	-16.0%
	<b>INDIANAPOLIS AVIATION PARTNERS, LLC Total</b>	<b>2,686</b>	<b>0.4%</b>	<b>3,196</b>	<b>0.5%</b>	<b>-510</b>	<b>-16.0%</b>
<b>SPIRIT AIRLINES</b>							
	SPIRIT AIRLINES	45,332	6.7%	42,682	6.1%	2,650	6.2%
	<b>SPIRIT AIRLINES Total</b>	<b>45,332</b>	<b>6.7%</b>	<b>42,682</b>	<b>6.1%</b>	<b>2,650</b>	<b>6.2%</b>
<b>SUN COUNTRY, INC</b>							
	SUN COUNTRY, INC	406	0.1%	2,295	0.3%	-1,889	-82.3%
	<b>SUN COUNTRY, INC Total</b>	<b>406</b>	<b>0.1%</b>	<b>2,295</b>	<b>0.3%</b>	<b>-1,889</b>	<b>-82.3%</b>
<b>SWIFT AIR, LLC DBA IAERO AIRWAYS</b>							
	SWIFT AIR, LLC DBA IAERO AIRWAYS	216	0.0%	0	0.0%	216	100.0%
	<b>SWIFT AIR, LLC DBA IAERO AIRWAYS Total</b>	<b>216</b>	<b>0.0%</b>	<b>0</b>	<b>0.0%</b>	<b>216</b>	<b>100.0%</b>
<b>AIR CANADA JAZZ</b>							
	JAZZ AVIATION LP	0	0.0%	0	0.0%	0	0.0%
	<b>AIR CANADA JAZZ Total</b>	<b>0</b>	<b>0.0%</b>	<b>0</b>	<b>0.0%</b>	<b>0</b>	<b>0.0%</b>
<b>AIR GEORGIAN LIMITED</b>							
	AIR GEORGIAN LIMITED DBA AIR CANADA EXPRESS	0	0.0%	0	0.0%	0	0.0%
	<b>AIR GEORGIAN LIMITED Total</b>	<b>0</b>	<b>0.0%</b>	<b>0</b>	<b>0.0%</b>	<b>0</b>	<b>0.0%</b>
<b>ALLEGiant AIR</b>							
	ALLEGiant AIR	45,307	6.7%	38,140	5.4%	7,167	18.8%
	<b>ALLEGiant AIR Total</b>	<b>45,307</b>	<b>6.7%</b>	<b>38,140</b>	<b>5.4%</b>	<b>7,167</b>	<b>18.8%</b>
<b>AMERICAN AIRLINES</b>							
	AMERICAN AIRLINES, INC	164,529	24.3%	182,571	26.0%	-18,042	-9.9%
	<b>AMERICAN AIRLINES Total</b>	<b>164,529</b>	<b>24.3%</b>	<b>182,571</b>	<b>26.0%</b>	<b>-18,042</b>	<b>-9.9%</b>
<b>DELTA AIR LINES</b>							
	DELTA AIR LINES, INC	137,501	20.3%	144,508	20.6%	-7,007	-4.8%
	<b>DELTA AIR LINES Total</b>	<b>137,501</b>	<b>20.3%</b>	<b>144,508</b>	<b>20.6%</b>	<b>-7,007</b>	<b>-4.8%</b>
<b>FRONTIER AIRLINE</b>							
	FRONTIER AIRLINES, INC.	18,771	2.8%	15,952	2.3%	2,819	17.7%
	<b>FRONTIER AIRLINE Total</b>	<b>18,771</b>	<b>2.8%</b>	<b>15,952</b>	<b>2.3%</b>	<b>2,819</b>	<b>17.7%</b>
<b>SIGNATURE FLIGHT SERVICES</b>							
	SIGNATURE FLIGHT SUPPORT	0	0.0%	0	0.0%	0	0.0%
	<b>SIGNATURE FLIGHT SERVICES Total</b>	<b>0</b>	<b>0.0%</b>	<b>0</b>	<b>0.0%</b>	<b>0</b>	<b>0.0%</b>
<b>SOUTHWEST AIRLINES</b>							
	SOUTHWEST AIRLINES	170,589	25.2%	176,381	25.1%	-5,792	-3.3%
	<b>SOUTHWEST AIRLINES Total</b>	<b>170,589</b>	<b>25.2%</b>	<b>176,381</b>	<b>25.1%</b>	<b>-5,792</b>	<b>-3.3%</b>
<b>UNITED AIRLINES</b>							
	UNITED AIRLINES	82,432	12.2%	87,109	12.4%	-4,677	-5.4%
	<b>UNITED AIRLINES Total</b>	<b>82,432</b>	<b>12.2%</b>	<b>87,109</b>	<b>12.4%</b>	<b>-4,677</b>	<b>-5.4%</b>
<b>OTHER CARRIERS / MISC</b>							
	<b>OTHER CARRIERS / MISC Total</b>	<b>17</b>	<b>0.0%</b>	<b>6</b>	<b>0.0%</b>	<b>11</b>	<b>183.3%</b>
	<b>Total</b>	<b>676,396</b>	<b>100.0%</b>	<b>703,116</b>	<b>100.0%</b>	<b>-26,720</b>	<b>-3.8%</b>



**Indianapolis International Airport**  
**Total Passengers**  
**Current Month (December 2021) vs. Same Month Previous Year (December 2020)**

Operator	Carrier	December 2021		December 2020		Difference	% Change
		Total	% Total	Total	% Total		
<b>ALASKA AIRLINES, INC.</b>							
	ALASKA AIRLINES, INC.	7,271	1.1%	3,597	1.1%	3,674	102.1%
	<b>ALASKA AIRLINES, INC. Total</b>	<b>7,271</b>	<b>1.1%</b>	<b>3,597</b>	<b>1.1%</b>	<b>3,674</b>	<b>102.1%</b>
<b>CORPORATE FLIGHT MANAGEMENT, INC., d/b/a CONTOUR A</b>							
	CORPORATE FLIGHT MANAGEMENT, INC., d/b/a CONTOUR A	1,339	0.2%	0	0.0%	1,339	100.0%
	<b>CORPORATE FLIGHT MANAGEMENT, INC., d/b/a CONTOUR A Total</b>	<b>1,339</b>	<b>0.2%</b>	<b>0</b>	<b>0.0%</b>	<b>1,339</b>	<b>100.0%</b>
<b>INDIANAPOLIS AVIATION PARTNERS, LLC</b>							
	INDIANAPOLIS AVIATION PARTNERS, LLC	2,686	0.4%	984	0.3%	1,702	173.0%
	<b>INDIANAPOLIS AVIATION PARTNERS, LLC Total</b>	<b>2,686</b>	<b>0.4%</b>	<b>984</b>	<b>0.3%</b>	<b>1,702</b>	<b>173.0%</b>
<b>SPIRIT AIRLINES</b>							
	SPIRIT AIRLINES	45,332	6.7%	26,663	8.3%	18,669	70.0%
	<b>SPIRIT AIRLINES Total</b>	<b>45,332</b>	<b>6.7%</b>	<b>26,663</b>	<b>8.3%</b>	<b>18,669</b>	<b>70.0%</b>
<b>SUN COUNTRY, INC</b>							
	SUN COUNTRY, INC	406	0.1%	192	0.1%	214	111.5%
	<b>SUN COUNTRY, INC Total</b>	<b>406</b>	<b>0.1%</b>	<b>192</b>	<b>0.1%</b>	<b>214</b>	<b>111.5%</b>
<b>SWIFT AIR, LLC DBA IAERO AIRWAYS</b>							
	SWIFT AIR, LLC DBA IAERO AIRWAYS	216	0.0%	0	0.0%	216	100.0%
	<b>SWIFT AIR, LLC DBA IAERO AIRWAYS Total</b>	<b>216</b>	<b>0.0%</b>	<b>0</b>	<b>0.0%</b>	<b>216</b>	<b>100.0%</b>
<b>AIR CANADA JAZZ</b>							
	JAZZ AVIATION LP	0	0.0%	0	0.0%	0	0.0%
	<b>AIR CANADA JAZZ Total</b>	<b>0</b>	<b>0.0%</b>	<b>0</b>	<b>0.0%</b>	<b>0</b>	<b>0.0%</b>
<b>AIR GEORGIAN LIMITED</b>							
	AIR GEORGIAN LIMITED DBA AIR CANADA EXPRESS	0	0.0%	0	0.0%	0	0.0%
	<b>AIR GEORGIAN LIMITED Total</b>	<b>0</b>	<b>0.0%</b>	<b>0</b>	<b>0.0%</b>	<b>0</b>	<b>0.0%</b>
<b>ALLEGiant AIR</b>							
	ALLEGiant AIR	45,307	6.7%	21,244	6.6%	24,063	113.3%
	<b>ALLEGiant AIR Total</b>	<b>45,307</b>	<b>6.7%</b>	<b>21,244</b>	<b>6.6%</b>	<b>24,063</b>	<b>113.3%</b>
<b>AMERICAN AIRLINES</b>							
	AMERICAN AIRLINES, INC	164,529	24.3%	63,749	19.9%	100,780	158.1%
	<b>AMERICAN AIRLINES Total</b>	<b>164,529</b>	<b>24.3%</b>	<b>63,749</b>	<b>19.9%</b>	<b>100,780</b>	<b>158.1%</b>
<b>DELTA AIR LINES</b>							
	DELTA AIR LINES, INC	137,501	20.3%	47,721	14.9%	89,780	188.1%
	<b>DELTA AIR LINES Total</b>	<b>137,501</b>	<b>20.3%</b>	<b>47,721</b>	<b>14.9%</b>	<b>89,780</b>	<b>188.1%</b>
<b>FRONTIER AIRLINE</b>							
	FRONTIER AIRLINES, INC.	18,771	2.8%	9,077	2.8%	9,694	106.8%
	<b>FRONTIER AIRLINE Total</b>	<b>18,771</b>	<b>2.8%</b>	<b>9,077</b>	<b>2.8%</b>	<b>9,694</b>	<b>106.8%</b>
<b>SIGNATURE FLIGHT SERVICES</b>							
	SIGNATURE FLIGHT SUPPORT	0	0.0%	0	0.0%	0	0.0%
	<b>SIGNATURE FLIGHT SERVICES Total</b>	<b>0</b>	<b>0.0%</b>	<b>0</b>	<b>0.0%</b>	<b>0</b>	<b>0.0%</b>
<b>SOUTHWEST AIRLINES</b>							
	SOUTHWEST AIRLINES	170,589	25.2%	103,022	32.2%	67,567	65.6%
	<b>SOUTHWEST AIRLINES Total</b>	<b>170,589</b>	<b>25.2%</b>	<b>103,022</b>	<b>32.2%</b>	<b>67,567</b>	<b>65.6%</b>
<b>UNITED AIRLINES</b>							
	UNITED AIRLINES	82,432	12.2%	43,826	13.7%	38,606	88.1%
	<b>UNITED AIRLINES Total</b>	<b>82,432</b>	<b>12.2%</b>	<b>43,826</b>	<b>13.7%</b>	<b>38,606</b>	<b>88.1%</b>
<b>OTHER CARRIERS / MISC</b>							
	<b>OTHER CARRIERS / MISC Total</b>	<b>17</b>	<b>0.0%</b>	<b>0</b>	<b>0.0%</b>	<b>17</b>	<b>100.0%</b>
	<b>Total</b>	<b>676,396</b>	<b>100.0%</b>	<b>320,075</b>	<b>100.0%</b>	<b>356,321</b>	<b>111.3%</b>

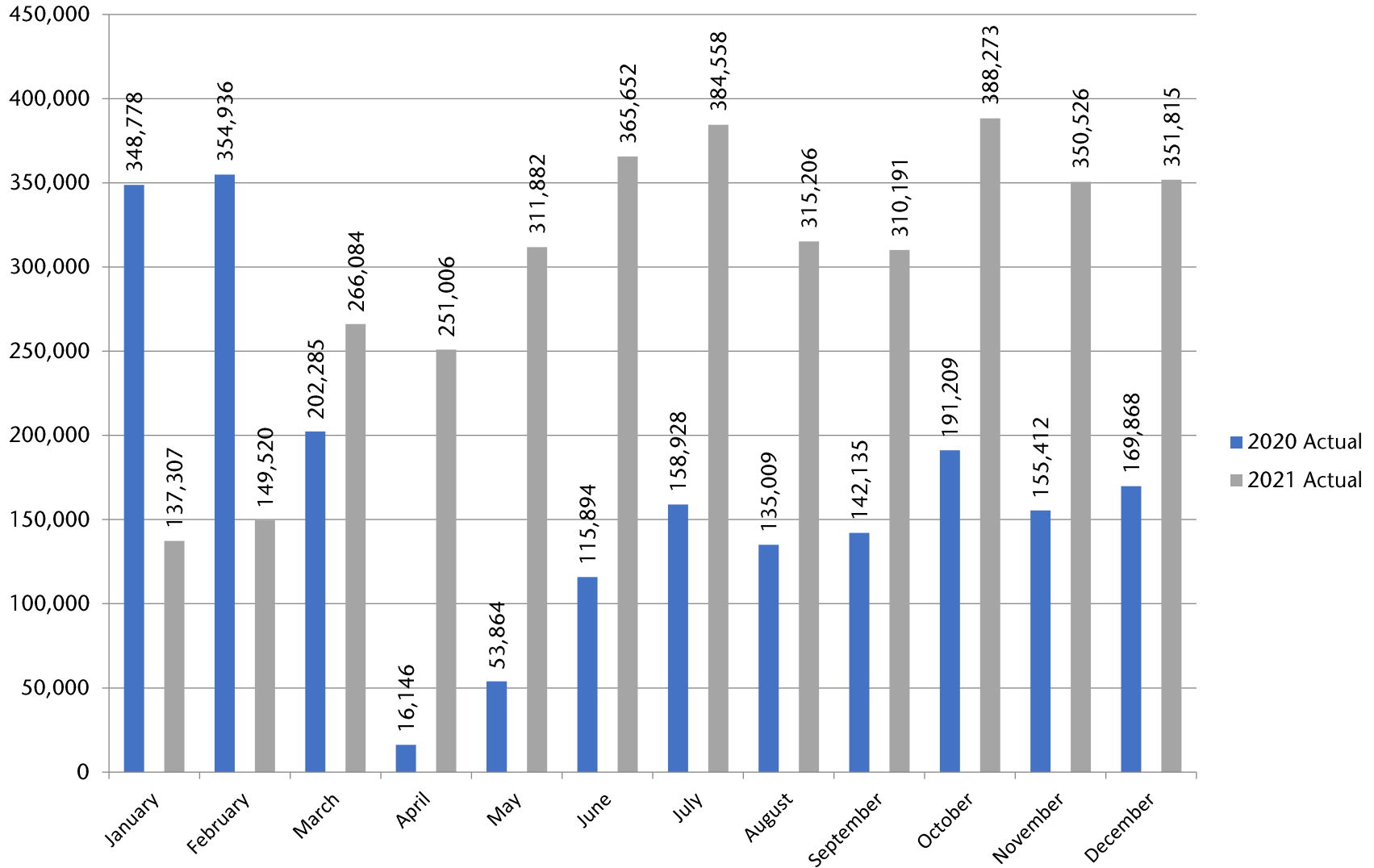
**Indianapolis International Airport**  
**Total Passengers**  
**Current Month - December 2021**

Operator	Carrier	Enplaning	Enplaning % of Total	Deplaning	Total	% of Total
<b>ALASKA AIRLINES, INC.</b>						
	ALASKA AIRLINES, INC.	3,604	1.0%	3,667	7,271	1.1%
	<b>ALASKA AIRLINES, INC. Total</b>	<b>3,604</b>	<b>1.0%</b>	<b>3,667</b>	<b>7,271</b>	<b>1.1%</b>
<b>CORPORATE FLIGHT MANAGEMENT, INC., d/b/a CONTOUR A</b>						
	CORPORATE FLIGHT MANAGEMENT, INC., d/b/a CONTOUR A	683	0.2%	656	1,339	0.2%
	<b>CORPORATE FLIGHT MANAGEMENT, INC., d/b/a CONTOUR A Total</b>	<b>683</b>	<b>0.2%</b>	<b>656</b>	<b>1,339</b>	<b>0.2%</b>
<b>INDIANAPOLIS AVIATION PARTNERS, LLC</b>						
	INDIANAPOLIS AVIATION PARTNERS, LLC	1,205	0.3%	1,481	2,686	0.5%
	<b>INDIANAPOLIS AVIATION PARTNERS, LLC Total</b>	<b>1,205</b>	<b>0.3%</b>	<b>1,481</b>	<b>2,686</b>	<b>0.5%</b>
<b>SPIRIT AIRLINES</b>						
	SPIRIT AIRLINES	24,282	6.9%	21,050	45,332	6.5%
	<b>SPIRIT AIRLINES Total</b>	<b>24,282</b>	<b>6.9%</b>	<b>21,050</b>	<b>45,332</b>	<b>6.5%</b>
<b>SUN COUNTRY, INC</b>						
	SUN COUNTRY, INC	122	0.0%	284	406	0.1%
	<b>SUN COUNTRY, INC Total</b>	<b>122</b>	<b>0.0%</b>	<b>284</b>	<b>406</b>	<b>0.1%</b>
<b>SWIFT AIR, LLC DBA IAERO AIRWAYS</b>						
	SWIFT AIR, LLC DBA IAERO AIRWAYS	109	0.0%	107	216	0.0%
	<b>SWIFT AIR, LLC DBA IAERO AIRWAYS Total</b>	<b>109</b>	<b>0.0%</b>	<b>107</b>	<b>216</b>	<b>0.0%</b>
<b>AIR CANADA JAZZ</b>						
	JAZZ AVIATION LP	0	0.0%	0	0	0.0%
	<b>AIR CANADA JAZZ Total</b>	<b>0</b>	<b>0.0%</b>	<b>0</b>	<b>0</b>	<b>0.0%</b>
<b>AIR GEORGIAN LIMITED</b>						
	AIR GEORGIAN LIMITED DBA AIR CANADA EXPRESS	0	0.0%	0	0	0.0%
	<b>AIR GEORGIAN LIMITED Total</b>	<b>0</b>	<b>0.0%</b>	<b>0</b>	<b>0</b>	<b>0.0%</b>
<b>ALLEGiant AIR</b>						
	ALLEGiant AIR	23,817	6.8%	21,490	45,307	6.6%
	<b>ALLEGiant AIR Total</b>	<b>23,817</b>	<b>6.8%</b>	<b>21,490</b>	<b>45,307</b>	<b>6.6%</b>
<b>AMERICAN AIRLINES</b>						
	AMERICAN AIRLINES, INC	84,773	24.1%	79,756	164,529	24.6%
	<b>AMERICAN AIRLINES Total</b>	<b>84,773</b>	<b>24.1%</b>	<b>79,756</b>	<b>164,529</b>	<b>24.6%</b>
<b>DELTA AIR LINES</b>						
	DELTA AIR LINES, INC	71,197	20.2%	66,304	137,501	20.4%
	<b>DELTA AIR LINES Total</b>	<b>71,197</b>	<b>20.2%</b>	<b>66,304</b>	<b>137,501</b>	<b>20.4%</b>
<b>FRONTIER AIRLINE</b>						
	FRONTIER AIRLINES, INC.	10,253	2.9%	8,518	18,771	2.6%
	<b>FRONTIER AIRLINE Total</b>	<b>10,253</b>	<b>2.9%</b>	<b>8,518</b>	<b>18,771</b>	<b>2.6%</b>
<b>SIGNATURE FLIGHT SERVICES</b>						
	SIGNATURE FLIGHT SUPPORT	0	0.0%	0	0	0.0%
	<b>SIGNATURE FLIGHT SERVICES Total</b>	<b>0</b>	<b>0.0%</b>	<b>0</b>	<b>0</b>	<b>0.0%</b>
<b>SOUTHWEST AIRLINES</b>						
	SOUTHWEST AIRLINES	88,885	25.3%	81,704	170,589	25.2%
	<b>SOUTHWEST AIRLINES Total</b>	<b>88,885</b>	<b>25.3%</b>	<b>81,704</b>	<b>170,589</b>	<b>25.2%</b>
<b>UNITED AIRLINES</b>						
	UNITED AIRLINES	42,876	12.2%	39,556	82,432	12.2%
	<b>UNITED AIRLINES Total</b>	<b>42,876</b>	<b>12.2%</b>	<b>39,556</b>	<b>82,432</b>	<b>12.2%</b>
<b>OTHER CARRIERS / MISC</b>						
	<b>OTHER CARRIERS / MISC Total</b>	<b>9</b>	<b>0.0%</b>	<b>8</b>	<b>17</b>	<b>0.0%</b>
	<b>Total</b>	<b>351,815</b>	<b>100.0%</b>	<b>324,581</b>	<b>676,396</b>	<b>100.0%</b>

**Indianapolis International Airport**  
**Total Passengers**  
**Year To Date - December 2021**

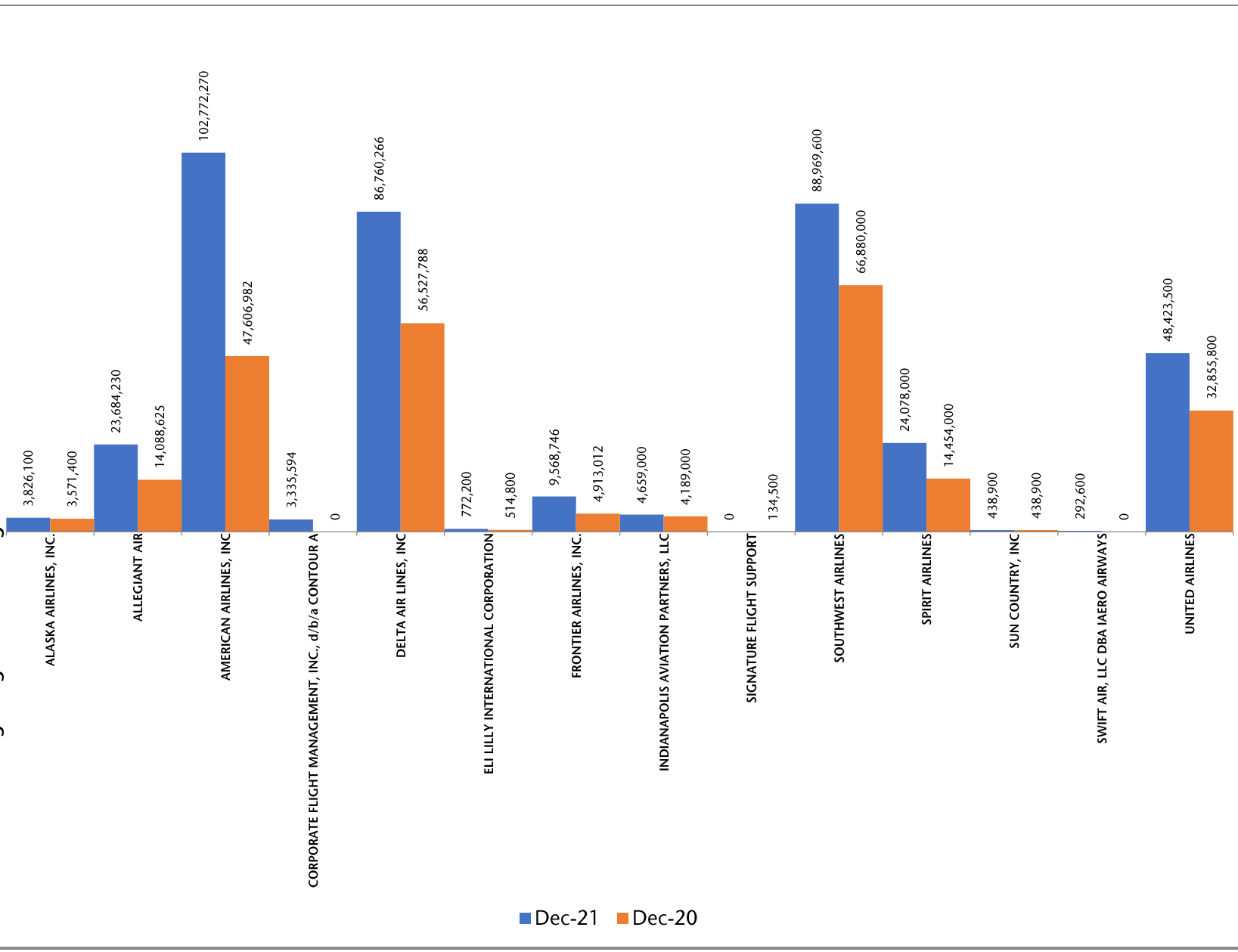
Operator	Carrier	Enplaning	Enplaning % of Total	Deplaning	Total	% of Total
<b>ALASKA AIRLINES, INC.</b>						
	ALASKA AIRLINES, INC.	43,727	1.2%	46,250	89,977	1.3%
	<b>ALASKA AIRLINES, INC. Total</b>	<b>43,727</b>	<b>1.2%</b>	<b>46,250</b>	<b>89,977</b>	<b>1.3%</b>
<b>CORPORATE FLIGHT MANAGEMENT, INC., d/b/a CONTOUR A</b>						
	CORPORATE FLIGHT MANAGEMENT, INC., d/b/a CONTOUR A	1,975	0.1%	2,037	4,012	0.1%
	<b>CORPORATE FLIGHT MANAGEMENT, INC., d/b/a CONTOUR A Total</b>	<b>1,975</b>	<b>0.1%</b>	<b>2,037</b>	<b>4,012</b>	<b>0.1%</b>
<b>INDIANAPOLIS AVIATION PARTNERS, LLC</b>						
	INDIANAPOLIS AVIATION PARTNERS, LLC	10,569	0.3%	10,417	20,986	0.3%
	<b>INDIANAPOLIS AVIATION PARTNERS, LLC Total</b>	<b>10,569</b>	<b>0.3%</b>	<b>10,417</b>	<b>20,986</b>	<b>0.3%</b>
<b>SPIRIT AIRLINES</b>						
	SPIRIT AIRLINES	251,505	7.0%	247,928	499,433	6.9%
	<b>SPIRIT AIRLINES Total</b>	<b>251,505</b>	<b>7.0%</b>	<b>247,928</b>	<b>499,433</b>	<b>6.9%</b>
<b>SUN COUNTRY, INC</b>						
	SUN COUNTRY, INC	7,795	0.2%	7,276	15,071	0.2%
	<b>SUN COUNTRY, INC Total</b>	<b>7,795</b>	<b>0.2%</b>	<b>7,276</b>	<b>15,071</b>	<b>0.2%</b>
<b>SWIFT AIR, LLC DBA IAERO AIRWAYS</b>						
	SWIFT AIR, LLC DBA IAERO AIRWAYS	109	0.0%	256	365	0.0%
	<b>SWIFT AIR, LLC DBA IAERO AIRWAYS Total</b>	<b>109</b>	<b>0.0%</b>	<b>256</b>	<b>365</b>	<b>0.0%</b>
<b>AIR CANADA JAZZ</b>						
	JAZZ AVIATION LP	0	0.0%	0	0	0.0%
	<b>AIR CANADA JAZZ Total</b>	<b>0</b>	<b>0.0%</b>	<b>0</b>	<b>0</b>	<b>0.0%</b>
<b>AIR GEORGIAN LIMITED</b>						
	AIR GEORGIAN LIMITED DBA AIR CANADA EXPRESS	0	0.0%	0	0	0.0%
	<b>AIR GEORGIAN LIMITED Total</b>	<b>0</b>	<b>0.0%</b>	<b>0</b>	<b>0</b>	<b>0.0%</b>
<b>ALLEGiant AIR</b>						
	ALLEGiant AIR	234,950	6.6%	235,860	470,810	6.6%
	<b>ALLEGiant AIR Total</b>	<b>234,950</b>	<b>6.6%</b>	<b>235,860</b>	<b>470,810</b>	<b>6.6%</b>
<b>AMERICAN AIRLINES</b>						
	AMERICAN AIRLINES, INC	846,323	23.6%	849,257	1,695,580	23.6%
	<b>AMERICAN AIRLINES Total</b>	<b>846,323</b>	<b>23.6%</b>	<b>849,257</b>	<b>1,695,580</b>	<b>23.6%</b>
<b>DELTA AIR LINES</b>						
	DELTA AIR LINES, INC	661,322	18.5%	668,396	1,329,718	18.6%
	<b>DELTA AIR LINES Total</b>	<b>661,322</b>	<b>18.5%</b>	<b>668,396</b>	<b>1,329,718</b>	<b>18.6%</b>
<b>FRONTIER AIRLINE</b>						
	FRONTIER AIRLINES, INC.	115,381	3.2%	114,352	229,733	3.2%
	<b>FRONTIER AIRLINE Total</b>	<b>115,381</b>	<b>3.2%</b>	<b>114,352</b>	<b>229,733</b>	<b>3.2%</b>
<b>SIGNATURE FLIGHT SERVICES</b>						
	SIGNATURE FLIGHT SUPPORT	0	0.0%	0	0	0.0%
	<b>SIGNATURE FLIGHT SERVICES Total</b>	<b>0</b>	<b>0.0%</b>	<b>0</b>	<b>0</b>	<b>0.0%</b>
<b>SOUTHWEST AIRLINES</b>						
	SOUTHWEST AIRLINES	1,009,090	28.2%	1,009,003	2,018,093	28.1%
	<b>SOUTHWEST AIRLINES Total</b>	<b>1,009,090</b>	<b>28.2%</b>	<b>1,009,003</b>	<b>2,018,093</b>	<b>28.1%</b>
<b>UNITED AIRLINES</b>						
	UNITED AIRLINES	399,181	11.1%	402,970	802,151	11.2%
	<b>UNITED AIRLINES Total</b>	<b>399,181</b>	<b>11.1%</b>	<b>402,970</b>	<b>802,151</b>	<b>11.2%</b>
<b>OTHER CARRIERS / MISC</b>						
	<b>OTHER CARRIERS / MISC Total</b>	<b>26</b>	<b>0.0%</b>	<b>24</b>	<b>50</b>	<b>0.0%</b>
	<b>Total</b>	<b>3,581,953</b>	<b>100.0%</b>	<b>3,594,026</b>	<b>7,175,979</b>	<b>100.0%</b>

## Traffic Forecast (Enplaned Passenger) By Month

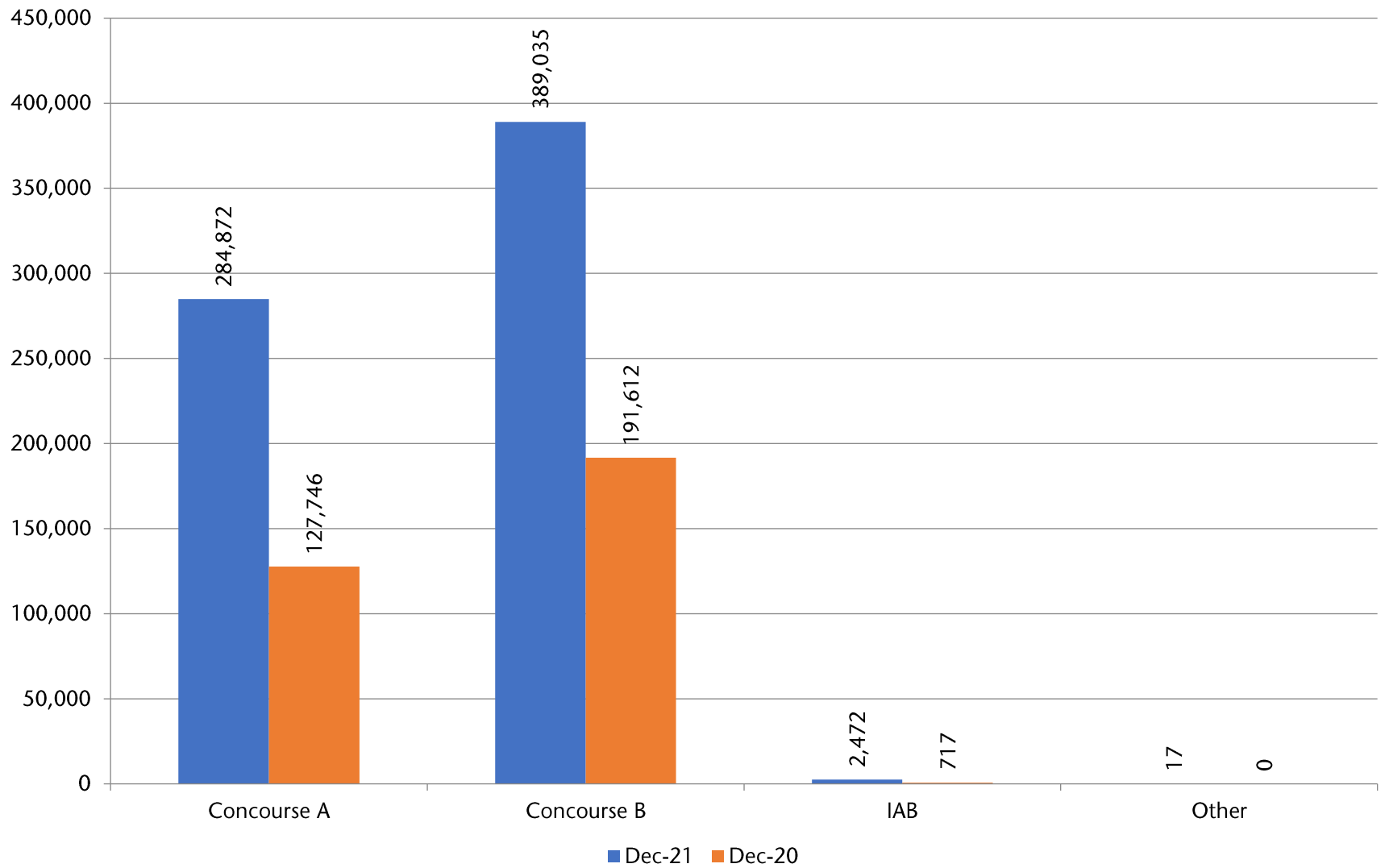


Airline Activity Report 2021

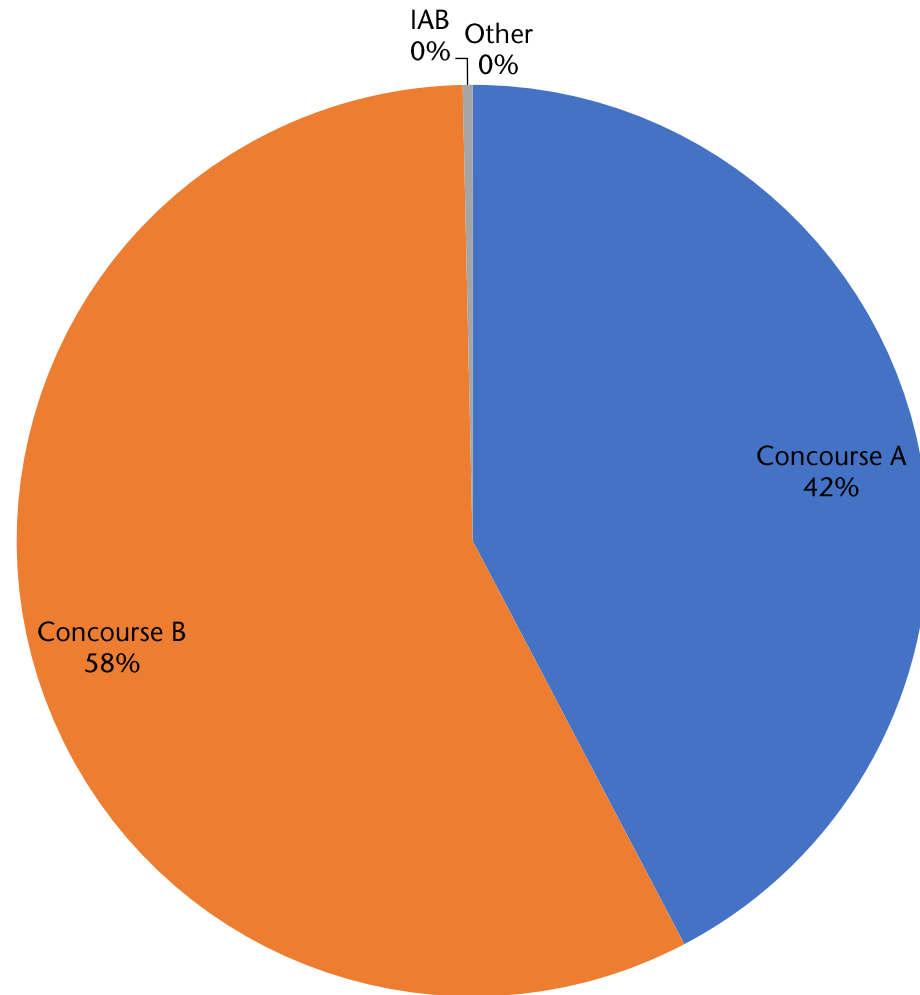
Landing Weights for Passenger Aircraft December 2021 vs December 2020



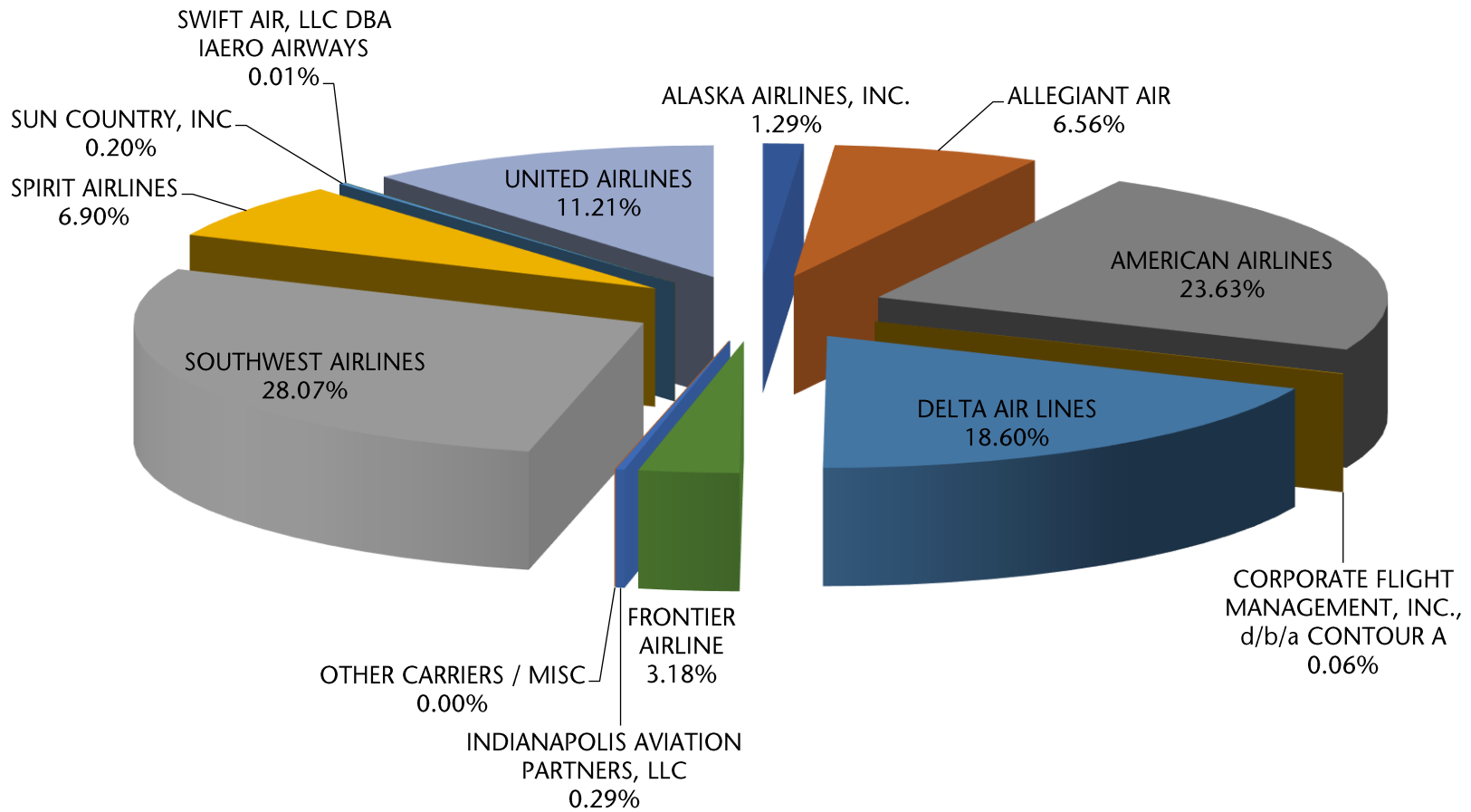
## Total Monthly Passenger Share per Concourse (December 2021)



## Passenger Share per Concourse By Current Month December 2021 - Enplaning



## Y-T-D Market Share by Group / Airline / Total Passengers (December 2021)





## Market Share December 2021

