



Airline Activity Report

8 YW/a VYf 2020



Indianapolis International Airport
Enplanement Cumulative Year To Date

Carriers	January	February	March	April	May	June	July	August	September	October	November	December	Total
Air Canada / AIR GEORGIAN LIMITED DBA AIR CAN	1,634	-	-	-	-	-	-	-	-	-	-	-	1,634
AIR CANADA EXPRESS / JAZZ AVIATION LP	-	1,214	630	-	-	-	-	-	-	-	-	-	1,844
ALASKA AIRLINES, INC.	3,917	3,972	2,163	291	1,115	2,464	2,092	2,483	2,162	2,615	2,050	1,753	27,077
ALLEGiant AIR	18,211	21,870	18,079	694	10,706	19,999	18,981	11,106	8,916	18,328	10,303	11,588	168,781
AMERICAN AIRLINES, INC	74,662	78,038	42,022	4,024	12,262	26,226	36,814	30,048	35,364	43,605	31,827	33,349	448,241
DELTA AIR LINES, INC	80,074	80,660	40,040	3,391	5,962	8,623	17,832	23,169	26,084	32,872	26,345	24,485	369,537
ELI LILLY INTERNATIONAL CORPORATION	-	-	-	-	-	-	-	-	-	-	-	-	-
FRONTIER AIRLINES, INC.	10,511	10,421	6,545	390	1,575	4,249	6,214	4,348	5,276	7,579	4,889	4,724	66,721
MILLION AIR / INDIANAPOLIS AVIATION PARTNER	418	1,027	1,194	-	-	143	-	-	340	506	964	536	5,128
SIGNATURE FLIGHT SUPPORT	-	-	-	-	-	-	-	-	-	-	-	-	-
SOUTHWEST AIRLINES	101,375	99,526	58,927	4,954	17,056	43,694	51,344	44,100	40,879	57,948	46,275	55,032	621,110
SPIRIT AIRLINES	13,848	15,708	10,471	416	1,625	3,347	11,363	3,988	4,081	8,693	12,147	14,669	100,356
SUN COUNTRY AIRLINES / MN AIRLINES, LLC	1,236	1,051	114	-	-	162	144	71	49	78	201	62	3,168
SWIFT AIR / AVIATION ADVANTAGE INC.	254	74	-	-	-	-	-	-	-	-	-	-	328
UNITED AIRLINES	42,638	41,375	22,100	1,986	3,563	6,987	14,144	15,695	18,984	18,984	20,410	23,670	230,536
OTHER CARGO CARRIERS / MISC.	-	-	-	-	-	-	-	1	-	1	1	-	3
Total	348,778	354,936	202,285	16,146	53,864	115,894	158,928	135,009	142,135	191,209	155,412	169,868	2,044,464
2020 Forecast	-	-	-	-	-	-	-	-	-	-	-	-	-
Variance (Act/Orig)	100%	100%	100%	100%	100%	100%	100%	100%	100%	100%	100%	100%	100%
2020 Reforecast	-	-	-	-	-	-	-	-	-	-	-	-	-
Variance (Act/Orig)	100%	100%	100%	100%	100%	100%	100%	100%	100%	100%	100%	100%	100%
2019 Actual	318,913	325,290	454,311	368,853	442,178	441,431	440,164	384,308	367,579	413,615	383,834	424,933	4,765,409
Variance (Act/Orig)	9%	9%	-55%	-96%	-88%	-74%	-64%	-65%	-61%	-54%	-60%	-60%	-57%

**Indianapolis International Airport
Deplanement Cumulative Year To Date**

Carriers	January	February	March	April	May	June	July	August	September	October	November	December	Total
Air Canada / AIR GEORGIAN LIMITED DBA AIR CAN	1,922	-	-	-	-	-	-	-	-	-	-	-	1,922
AIR CANADA EXPRESS / JAZZ AVIATION LP	-	1,405	612	-	-	-	-	-	-	-	-	-	2,017
ALASKA AIRLINES, INC.	4,306	4,281	2,283	284	1,033	2,241	2,029	2,864	2,375	2,810	2,032	1,844	28,382
ALLEGiant AIR	18,963	20,536	20,466	872	9,703	19,257	20,480	12,160	8,861	17,560	10,710	9,656	169,224
AMERICAN AIRLINES, INC	78,338	79,265	44,768	4,256	11,887	25,090	37,791	31,775	35,196	42,954	31,361	30,400	453,081
DELTA AIR LINES, INC	84,473	78,986	43,262	3,487	5,556	8,288	18,098	23,330	26,398	31,981	25,648	23,236	372,743
ELI LILLY INTERNATIONAL CORPORATION	-	-	-	-	-	-	-	-	-	-	-	-	-
FRONTIER AIRLINES, INC.	11,543	10,780	7,336	336	1,689	3,929	6,177	4,394	5,179	7,735	4,786	4,353	68,237
MILLION AIR / INDIANAPOLIS AVIATION PARTNER	483	1,037	1,014	98	158	143	155	13	131	688	658	448	5,026
SIGNATURE FLIGHT SUPPORT	-	-	-	-	-	-	-	-	-	-	-	-	-
SOUTHWEST AIRLINES	102,025	98,172	69,212	6,164	16,596	41,982	53,269	45,305	40,080	55,730	45,070	47,990	621,595
SPIRIT AIRLINES	16,907	16,312	12,766	666	1,353	2,944	11,456	4,613	3,995	8,188	11,692	11,994	102,886
SUN COUNTRY AIRLINES / MN AIRLINES, LLC	875	1,404	113	-	-	157	88	128	48	78	132	130	3,153
SWIFT AIR / AVIATION ADVANTAGE INC.	249	70	-	-	-	-	-	-	-	-	-	-	319
UNITED AIRLINES	45,364	41,179	23,731	2,190	3,274	6,720	14,273	16,772	19,126	19,126	19,685	20,156	231,596
OTHER CARGO CARRIERS / MISC.	-	-	-	-	-	-	1	1	1	-	-	-	3
Total	365,448	353,427	225,563	18,353	51,249	110,751	163,817	141,355	141,390	186,850	151,774	150,207	2,060,184
2019 Actual	334,157	324,788	426,054	416,781	431,358	440,119	452,515	392,750	365,997	412,801	380,064	394,584	4,771,968

**Indianapolis International Airport
Landing Weights 2020**

	January	February	March	April	May	June	July	August	September	October	November	December	Total
Passenger Carriers													
Air Canada / AIR GEORGIAN LIMITED DBA AIR	2,773,000	-	-	-	-	-	-	-	-	-	-	-	2,773,000
AIR CANADA EXPRESS / JAZZ AVIATION LP	-	2,566,100	1,532,100	-	-	-	-	-	-	-	-	-	4,098,200
ALASKA AIRLINES, INC.	4,669,900	4,287,500	4,172,400	1,954,600	4,554,000	4,694,700	4,554,000	4,687,000	4,546,600	4,677,800	4,386,000	3,571,400	50,755,900
ALLEGIAN AIR	18,204,654	21,426,702	28,572,973	3,303,624	15,452,161	22,756,081	25,680,516	18,670,926	9,603,330	19,146,031	13,361,105	14,088,625	210,266,728
AMERICAN AIRLINES, INC	100,845,682	100,050,270	96,880,252	35,855,074	27,874,894	38,745,170	58,471,048	59,851,534	50,306,276	52,687,372	46,323,722	47,606,982	715,498,276
DELTA AIR LINES, INC	108,505,401	100,456,602	91,757,043	18,307,996	15,388,482	17,235,142	39,463,814	54,046,724	55,926,382	59,743,607	55,529,687	56,527,788	672,888,668
ELI LILLY INTERNATIONAL CORPORATION	726,000	594,000	528,000	1,093,950	1,702,800	582,450	1,029,600	900,900	450,450	707,850	643,500	514,800	9,474,300
FRONTIER AIRLINES, INC.	11,007,479	10,147,897	8,832,838	1,931,696	2,674,656	5,201,599	6,570,672	5,241,721	6,039,138	8,270,441	6,388,126	4,913,012	77,219,275
MILLION AIR / INDIANAPOLIS AVIATION PARTN	1,768,000	3,107,000	3,534,000	595,000	320,000	300,000	150,000	-	2,670,000	2,764,000	4,264,000	4,189,000	23,661,000
SIGNATURE FLIGHT SUPPORT	-	-	-	-	-	-	-	-	-	-	-	-	134,500
SOUTHWEST AIRLINES	117,568,000	105,440,000	126,480,000	60,224,000	47,152,000	70,736,000	100,368,000	98,224,000	66,976,000	89,136,000	81,920,000	66,880,000	1,031,104,000
SPIRIT AIRLINES	18,534,000	16,976,000	17,102,000	3,504,000	2,044,000	3,058,000	13,432,000	5,110,000	4,238,000	8,760,000	15,184,000	14,454,000	122,396,000
SUN COUNTRY AIRLINES / MN AIRLINES, LLC	1,755,600	2,048,200	292,600	-	-	292,600	438,900	438,900	292,600	292,600	438,900	438,900	6,729,800
SWIFT AIR / AVIATION ADVANTAGE INC.	841,000	493,000	121,000	-	-	-	-	-	-	-	-	-	1,455,000
UNITED AIRLINES	53,169,700	49,428,900	42,745,900	12,068,600	8,666,400	10,916,700	24,610,700	28,220,700	29,943,100	29,943,100	31,220,400	32,855,800	353,790,000
Passenger Carriers Sub Total	440,368,416	417,022,171	422,551,106	138,838,540	125,829,393	174,518,442	274,769,250	275,392,405	230,991,876	276,128,801	259,659,440	246,174,807	3,282,244,647
Cargo Carriers													
CARGOLUX AIRLINES INTERNATIONAL S.A.	8,573,892	8,935,884	8,741,894	8,644,896	9,297,888	8,754,894	9,323,888	8,644,896	7,978,904	10,060,878	8,644,896	7,299,912	104,902,722
CSA AIR, INC	153,000	127,500	153,000	153,000	136,000	161,500	170,000	136,000	153,000	153,000	127,500	161,500	1,785,000
FEDERAL EXPRESS CORP	448,753,000	389,907,900	413,086,600	416,747,800	364,920,500	436,962,400	465,678,800	449,297,200	479,424,200	480,245,300	439,890,000	724,365,300	5,509,279,000
KALITTA AIR, LLC	-	-	-	-	652,000	-	-	-	-	-	-	-	652,000
KALITTA CHARTERS	15,300	-	15,300	-	15,300	34,500	15,300	19,200	15,300	85,940	57,920	16,000	290,060
MOUNTAIN AIR CARGO	2,743,264	2,210,924	2,484,832	2,938,512	2,395,264	3,281,056	3,971,600	3,182,352	2,602,448	2,824,720	2,364,948	3,800,860	34,800,780
UPS / UNITED PARCEL SERVICE INC, AN OHIO	-	-	-	-	-	-	491,500	-	-	-	-	326,000	817,500
WORLDWIDE FLIGHT SERVICES, INC.	29,100	44,400	-	26,433	-	281,588	27,320	285,500	521,250	134,294	109,294	-	1,459,179
Cargo Carriers Sub Total	460,267,556	401,226,608	424,481,626	428,510,641	377,416,952	449,475,938	479,678,408	461,565,148	490,695,102	493,504,132	451,194,558	735,969,572	5,653,986,241
Total	900,635,972	818,248,779	847,032,732	567,349,181	503,246,345	623,994,380	754,447,658	736,957,553	721,686,978	769,632,933	710,853,998	982,144,379	8,936,230,888
Tonnage	450,318	409,124	423,516	283,675	251,623	311,997	377,224	368,479	360,843	384,816	355,427	491,072	4,468,115
2019	851,314,379	786,227,835	914,207,644	888,474,134	917,527,665	866,561,285	893,529,142	881,288,348	800,583,738	949,988,533	872,854,214	1,157,296,860	10,779,853,777
Passenger Carriers	49%	51%	50%	24%	25%	28%	36%	37%	32%	36%	37%	25%	37%
Cargo Carriers	51%	49%	50%	76%	75%	72%	64%	63%	68%	64%	63%	75%	63%
Actual 2020	900,635,972	818,248,779	847,032,732	567,349,181	503,246,345	623,994,380	754,447,658	736,957,553	721,686,978	769,632,933	710,853,998	982,144,379	8,936,230,888
Forecast	-	-	-	-	-	-	-	-	-	-	-	-	-
Variance (Actual/Orig.)	100%	100%	100%	100%	100%	100%	100%	100%	100%	100%	100%	100%	100%
Actual 2019	851,314,379	786,227,835	914,207,644	888,474,134	917,527,665	866,561,285	893,529,142	881,288,348	800,583,738	949,988,533	872,854,214	1,157,296,860	10,779,853,777
Variance (Dec 20 / Dec 19)	6%	4%	-7%	-36%	-45%	-28%	-16%	-16%	-10%	-19%	-19%	-15%	-17%

**Indianapolis International Airport
Cargo Activity Report Cumulative Year To Date**

Carrier	January	February	March	April	May	June	July	August	September	October	November	December	Total YTD
Passenger Carriers													
Air Canada / AIR GEORGIAN LIMITED DBA AIR CANADA EXP	0	0	0	0	0	0	0	0	0	0	0	0	0
AIR CANADA EXPRESS / JAZZ AVIATION LP	0	0	0	0	0	0	0	0	0	0	0	0	0
ALASKA AIRLINES, INC.	15,999	15,714	10,530	7,661	24,399	5,524	4,992	20,499	24,281	44,246	38,405	41,559	253,809
ALLEGiant AIR	0	0	0	0	0	0	0	0	0	0	0	0	0
AMERICAN AIRLINES, INC	350,314	304,515	267,046	199,703	92,122	162,125	297,015	346,758	249,557	299,858	161,487	175,846	2,906,346
DELTA AIR LINES, INC	388,446	443,953	326,990	62,345	102,186	83,943	175,182	201,324	270,826	203,997	222,806	166,823	2,648,821
ELI LILLY INTERNATIONAL CORPORATION	0	0	0	0	0	0	0	0	0	0	0	0	0
FRONTIER AIRLINES, INC.	0	0	0	0	0	0	0	0	0	0	0	0	0
MILLION AIR / INDIANAPOLIS AVIATION PARTNERS, LLC	0	0	0	0	0	0	0	0	0	0	0	0	0
SIGNATURE FLIGHT SUPPORT	0	0	0	0	0	0	0	0	0	0	0	0	0
SOUTHWEST AIRLINES	345,912	270,569	287,958	333,997	348,545	228,934	246,300	327,629	296,972	291,201	310,125	313,482	3,601,624
SPIRIT AIRLINES	0	0	0	0	0	0	0	0	0	0	0	0	0
SUN COUNTRY AIRLINES / MN AIRLINES, LLC	0	0	0	0	0	0	0	0	0	0	0	0	0
SWIFT AIR / AVIATION ADVANTAGE INC.	0	0	0	0	0	0	0	0	0	0	0	0	0
UNITED AIRLINES	31,194	68,551	37,945	0	0	0	14,762	86,802	149,944	149,944	88,141	130,580	757,863
Passenger Carriers Totals	1,131,865	1,103,302	930,469	603,706	567,252	480,526	738,251	983,012	991,580	989,246	820,964	828,290	10,168,463
Cargo Carriers													
CARGOLUX AIRLINES INTERNATIONAL S.A.	1,120,520	506,820	616,290	1,737,820	1,638,280	1,579,820	1,490,340	1,536,460	1,299,240	1,447,340	1,606,340	1,211,160	15,790,430
CSA AIR, INC	25,395	19,754	25,445	11,638	16,637	19,606	23,475	23,211	23,735	20,137	17,162	20,662	246,857
FEDERAL EXPRESS CORP	162,386,566	149,193,849	161,042,196	156,389,394	151,117,610	184,334,435	198,531,448	189,908,073	203,443,578	206,282,878	179,470,832	258,911,136	2,201,011,995
KALITTA AIR, LLC	0	0	0	0	0	0	0	0	0	0	0	0	0
KALITTA CHARTERS	0	0	0	0	397	0	0	0	0	1,254	0	0	1,651
MOUNTAIN AIR CARGO	393,646	303,509	374,120	290,233	291,251	699,149	823,644	705,407	434,803	439,045	373,591	829,567	5,957,965
UPS / UNITED PARCEL SERVICE INC, AN OHIO CORPORATI	0	0	0	0	0	0	5,902	0	0	0	0	120,321	126,223
WORLDWIDE FLIGHT SERVICES, INC.	800	2,000	0	5,000	0	39,286	2,200	17,072	19,192	5,734	6,121	0	97,405
Cargo Carriers Totals	163,926,927	150,025,932	162,058,051	158,434,085	153,064,175	186,672,296	200,877,009	192,190,223	205,220,548	208,196,388	181,474,046	261,092,846	2,223,232,526
Grand Totals	165,058,792	151,129,234	162,988,520	159,037,791	153,631,427	187,152,822	201,615,260	193,173,235	206,212,128	209,185,634	182,295,010	261,921,136	2,233,400,989

**Indianapolis International Airport
2020 Cargo Summary**

	January	February	March	April	May	June	July	August	September	October	November	December	Total
Mail													
Inbound	119	124	103	60	32	46	94	123	114	48	81	96	1,040
Outbound	166	133	102	47	55	49	123	166	177	113	114	119	1,364
Total Mail	284	256	205	107	87	96	217	289	291	161	195	214	2,404
Domestic Freight													
Inbound	35,825	32,656	35,099	34,554	33,203	40,368	43,301	41,371	43,884	44,012	37,993	56,164	478,429
Outbound	37,705	33,751	36,394	35,770	34,507	41,964	45,521	43,673	46,672	47,164	40,655	61,649	505,426
International Freight													
Inbound	3,889	3,843	4,545	4,150	4,219	5,604	5,574	5,859	6,255	6,589	6,323	6,458	63,310
Outbound	4,826	5,058	5,251	4,938	4,800	5,545	6,195	5,395	6,004	6,666	5,980	6,475	67,132
Total Freight	82,245	75,308	81,289	79,412	76,729	93,481	100,590	96,297	102,815	104,432	90,952	130,746	1,114,297
Total Cargo	82,529	75,565	81,494	79,519	76,816	93,576	100,808	96,587	103,106	104,593	91,148	130,961	1,116,700
Same Month 2019	83,776	75,191	85,154	84,674	88,792	75,587	75,508	83,981	74,296	91,551	78,899	113,417	1,010,825
Difference	-1,246	374	-3,659	-5,155	-11,976	17,989	25,300	12,605	28,810	13,042	12,248	17,544	105,875
% Change	-1%	0%	-4%	-6%	-13%	24%	34%	15%	39%	14%	16%	15%	10%
Carrier Totals - By Pounds & Tons													
Passenger Aircraft	1,131,865	1,103,302	930,469	603,706	567,252	480,526	738,251	983,012	991,580	989,246	820,964	828,290	10,168,463
Tonnage	566	552	465	302	284	240	369	492	496	495	410	414	5,084
CARGOLUX AIRLINES INTERNATIONAL S.A.	1,120,520	506,820	616,290	1,737,820	1,638,280	1,579,820	1,490,340	1,536,460	1,299,240	1,447,340	1,606,340	1,211,160	15,790,430
CSA AIR, INC	25,395	19,754	25,445	11,638	16,637	19,606	23,475	23,211	23,735	20,137	17,162	20,662	246,857
FEDERAL EXPRESS CORP	162,386,566	149,193,849	161,042,196	156,389,394	151,117,610	184,334,435	198,531,448	189,908,073	203,443,578	206,282,878	179,470,832	258,911,136	2,201,011,995
OTHER CARGO CARRIERS / MISC.	394,446	305,509	374,120	295,233	291,648	738,435	831,746	722,479	453,995	446,033	379,712	949,888	6,183,244
Total Cargo Aircraft	163,926,927	150,025,932	162,058,051	158,434,085	153,064,175	186,672,296	200,877,009	192,190,223	205,220,548	208,196,388	181,474,046	261,092,846	2,223,232,526
Tonnage	81,963	75,013	81,029	79,217	76,532	93,336	100,439	96,095	102,610	104,098	90,737	130,546	1,111,616
Total Cargo Aircraft	82,529	75,565	81,494	79,519	76,816	93,576	100,808	96,587	103,106	104,593	91,148	130,961	1,116,700
2020 YTD	82,529	158,094	239,588	319,107	395,923	489,499	590,307	686,894	790,000	894,592	985,740	1,116,700	
2019 YTD	83,776	158,966	244,120	328,794	417,586	493,173	568,681	652,662	726,958	818,509	897,408	1,010,825	

Indianapolis International Airport
Total Passengers
Current Month (December 2020) vs. Previous Month (November 2020)

Operator	Carrier	December 2020		November 2020		Difference	% Change
		Total	% Total	Total	% Total		
ALASKA AIRLINES, INC.							
	ALASKA AIRLINES, INC.	3,597	1.1%	4,082	1.3%	-485	-11.9%
	ALASKA AIRLINES, INC. Total	3,597	1.1%	4,082	1.3%	-485	-11.9%
INDIANAPOLIS AVIATION PARTNERS, LLC							
	INDIANAPOLIS AVIATION PARTNERS, LLC	984	0.3%	1,622	0.5%	-638	-39.3%
	INDIANAPOLIS AVIATION PARTNERS, LLC Total	984	0.3%	1,622	0.5%	-638	-39.3%
MN AIRLINES, LLC							
	MN AIRLINES, LLC	192	0.1%	333	0.1%	-141	-42.3%
	MN AIRLINES, LLC Total	192	0.1%	333	0.1%	-141	-42.3%
SPIRIT AIRLINES							
	SPIRIT AIRLINES	26,663	8.3%	23,839	7.8%	2,824	11.8%
	SPIRIT AIRLINES Total	26,663	8.3%	23,839	7.8%	2,824	11.8%
AIR CANADA JAZZ							
	JAZZ AVIATION LP	0	0.0%	0	0.0%	0	0.0%
	AIR CANADA JAZZ Total	0	0.0%	0	0.0%	0	0.0%
AIR GEORGIAN LIMITED							
	AIR GEORGIAN LIMITED DBA AIR CANADA EXPRESS	0	0.0%	0	0.0%	0	0.0%
	AIR GEORGIAN LIMITED Total	0	0.0%	0	0.0%	0	0.0%
AIRLINE ACTIVITY							
	AVIATION ADVANTAGE INC.	0	0.0%	0	0.0%	0	0.0%
	AIRLINE ACTIVITY Total	0	0.0%	0	0.0%	0	0.0%
ALLEGiant AIR							
	ALLEGiant AIR	21,244	6.6%	21,013	6.8%	231	1.1%
	ALLEGiant AIR Total	21,244	6.6%	21,013	6.8%	231	1.1%
AMERICAN AIRLINES							
	AMERICAN AIRLINES, INC.	63,749	19.9%	63,188	20.6%	561	0.9%
	AMERICAN AIRLINES Total	63,749	19.9%	63,188	20.6%	561	0.9%
DELTA AIR LINES							
	DELTA AIR LINES, INC.	47,721	14.9%	51,993	16.9%	-4,272	-8.2%
	DELTA AIR LINES Total	47,721	14.9%	51,993	16.9%	-4,272	-8.2%
FRONTIER AIRLINE							
	FRONTIER AIRLINES, INC.	9,077	2.8%	9,675	3.1%	-598	-6.2%
	FRONTIER AIRLINE Total	9,077	2.8%	9,675	3.1%	-598	-6.2%
SIGNATURE FLIGHT SERVICES							
	SIGNATURE FLIGHT SUPPORT	0	0.0%	0	0.0%	0	0.0%
	SIGNATURE FLIGHT SERVICES Total	0	0.0%	0	0.0%	0	0.0%
SOUTHWEST AIRLINES							
	SOUTHWEST AIRLINES	103,022	32.2%	91,345	29.7%	11,677	12.8%
	SOUTHWEST AIRLINES Total	103,022	32.2%	91,345	29.7%	11,677	12.8%
UNITED AIRLINES							
	UNITED AIRLINES	43,826	13.7%	40,095	13.1%	3,731	9.3%
	UNITED AIRLINES Total	43,826	13.7%	40,095	13.1%	3,731	9.3%
OTHER CARRIERS / MISC							
	OTHER CARRIERS / MISC Total	0	0.0%	1	0.0%	-1	-100.0%
	Total	320,075	100.0%	307,186	100.0%	12,889	4.2%

Indianapolis International Airport
Total Passengers
Current Month (December 2020) vs. Same Month Previous Year (December 2019)

Operator	Carrier	December 2020		December 2019		Difference	% Change
		Total	% Total	Total	% Total		
ALASKA AIRLINES, INC.							
	ALASKA AIRLINES, INC.	3,597	1.1%	9,695	1.2%	-6,098	-62.9%
	ALASKA AIRLINES, INC. Total	3,597	1.1%	9,695	1.2%	-6,098	-62.9%
INDIANAPOLIS AVIATION PARTNERS, LLC							
	INDIANAPOLIS AVIATION PARTNERS, LLC	984	0.3%	1,480	0.2%	-496	-33.5%
	INDIANAPOLIS AVIATION PARTNERS, LLC Total	984	0.3%	1,480	0.2%	-496	-33.5%
MN AIRLINES, LLC							
	MN AIRLINES, LLC	192	0.1%	0	0.0%	192	100.0%
	MN AIRLINES, LLC Total	192	0.1%	0	0.0%	192	100.0%
SPIRIT AIRLINES							
	SPIRIT AIRLINES	26,663	8.3%	32,275	3.9%	-5,612	-17.4%
	SPIRIT AIRLINES Total	26,663	8.3%	32,275	3.9%	-5,612	-17.4%
AIR CANADA JAZZ							
	JAZZ AVIATION LP	0	0.0%	0	0.0%	0	0.0%
	AIR CANADA JAZZ Total	0	0.0%	0	0.0%	0	0.0%
AIR GEORGIAN LIMITED							
	AIR GEORGIAN LIMITED DBA AIR CANADA EXPRESS	0	0.0%	4,154	0.5%	-4,154	-100.0%
	AIR GEORGIAN LIMITED Total	0	0.0%	4,154	0.5%	-4,154	-100.0%
AIRLINE ACTIVITY							
	AVIATION ADVANTAGE INC.	0	0.0%	427	0.1%	-427	-100.0%
	AIRLINE ACTIVITY Total	0	0.0%	427	0.1%	-427	-100.0%
ALLEGiant AIR							
	ALLEGiant AIR	21,244	6.6%	49,616	6.1%	-28,372	-57.2%
	ALLEGiant AIR Total	21,244	6.6%	49,616	6.1%	-28,372	-57.2%
AMERICAN AIRLINES							
	AMERICAN AIRLINES, INC.	63,749	19.9%	171,175	20.9%	-107,426	-62.8%
	AMERICAN AIRLINES Total	63,749	19.9%	171,175	20.9%	-107,426	-62.8%
DELTA AIR LINES							
	DELTA AIR LINES, INC.	47,721	14.9%	193,451	23.6%	-145,730	-75.3%
	DELTA AIR LINES Total	47,721	14.9%	193,451	23.6%	-145,730	-75.3%
FRONTIER AIRLINE							
	FRONTIER AIRLINES, INC.	9,077	2.8%	22,469	2.7%	-13,392	-59.6%
	FRONTIER AIRLINE Total	9,077	2.8%	22,469	2.7%	-13,392	-59.6%
SIGNATURE FLIGHT SERVICES							
	SIGNATURE FLIGHT SUPPORT	0	0.0%	0	0.0%	0	0.0%
	SIGNATURE FLIGHT SERVICES Total	0	0.0%	0	0.0%	0	0.0%
SOUTHWEST AIRLINES							
	SOUTHWEST AIRLINES	103,022	32.2%	231,918	28.3%	-128,896	-55.6%
	SOUTHWEST AIRLINES Total	103,022	32.2%	231,918	28.3%	-128,896	-55.6%
UNITED AIRLINES							
	UNITED AIRLINES	43,826	13.7%	102,857	12.6%	-59,031	-57.4%
	UNITED AIRLINES Total	43,826	13.7%	102,857	12.6%	-59,031	-57.4%
OTHER CARRIERS / MISC							
	OTHER CARRIERS / MISC Total	0	0.0%	0	0.0%	0	0.0%
	Total	320,075	100.0%	819,517	100.0%	-499,442	-60.9%

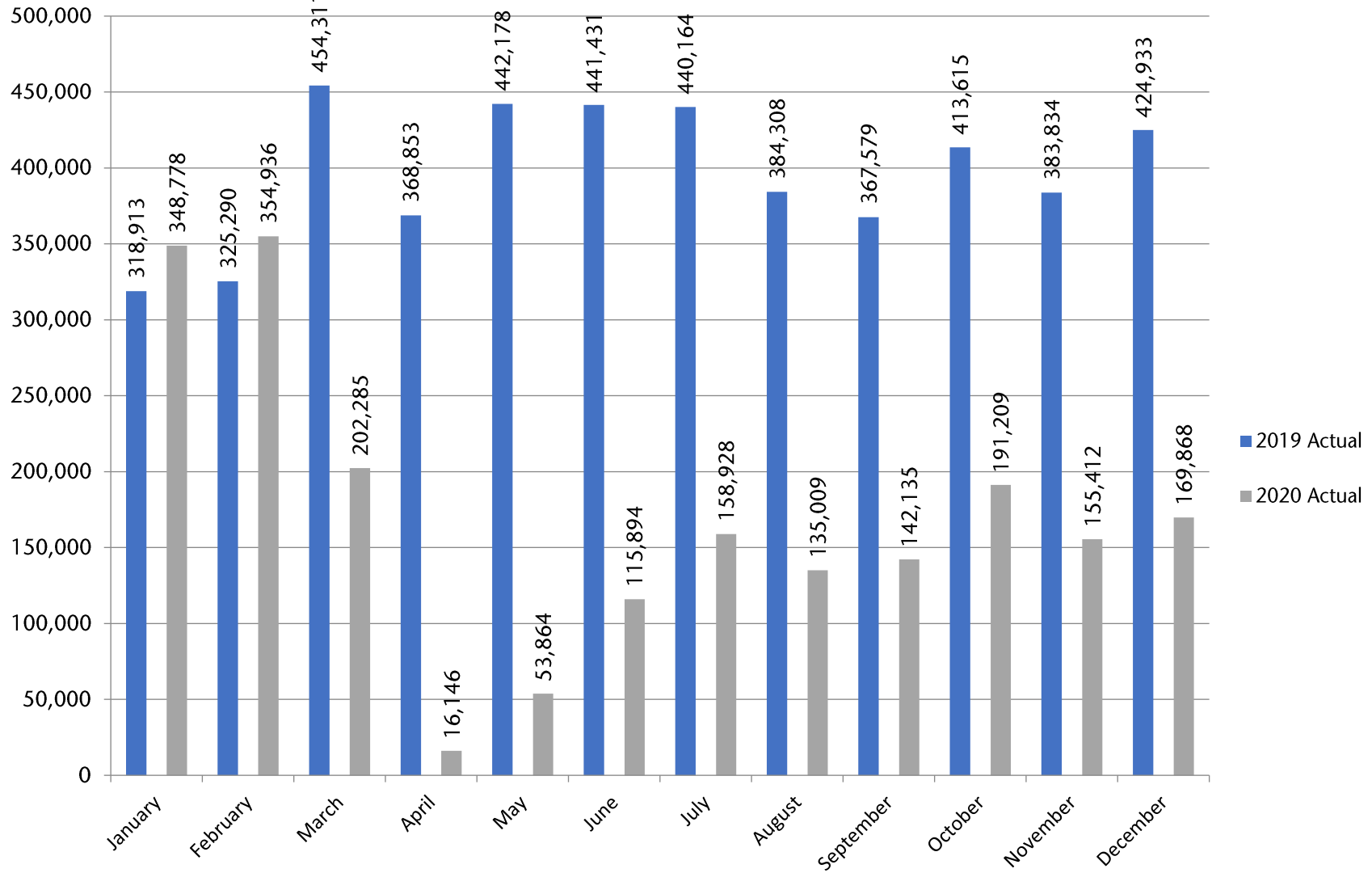
Indianapolis International Airport
Total Passengers
Current Month - December 2020

Operator	Carrier	Enplaning	Enplaning % of Total	Deplaning	Total	% of Total
ALASKA AIRLINES, INC.						
	ALASKA AIRLINES, INC.	1,753	1.0%	1,844	3,597	1.2%
	ALASKA AIRLINES, INC. Total	1,753	1.0%	1,844	3,597	1.2%
INDIANAPOLIS AVIATION PARTNERS, LLC						
	INDIANAPOLIS AVIATION PARTNERS, LLC	536	0.3%	448	984	0.3%
	INDIANAPOLIS AVIATION PARTNERS, LLC Total	536	0.3%	448	984	0.3%
MN AIRLINES, LLC						
	MN AIRLINES, LLC	62	0.0%	130	192	0.1%
	MN AIRLINES, LLC Total	62	0.0%	130	192	0.1%
SPIRIT AIRLINES						
	SPIRIT AIRLINES	14,669	8.6%	11,994	26,663	8.0%
	SPIRIT AIRLINES Total	14,669	8.6%	11,994	26,663	8.0%
AIR CANADA JAZZ						
	JAZZ AVIATION LP	0	0.0%	0	0	0.0%
	AIR CANADA JAZZ Total	0	0.0%	0	0	0.0%
AIR GEORGIAN LIMITED						
	AIR GEORGIAN LIMITED DBA AIR CANADA EXPRESS	0	0.0%	0	0	0.0%
	AIR GEORGIAN LIMITED Total	0	0.0%	0	0	0.0%
AIRLINE ACTIVITY						
	AVIATION ADVANTAGE INC.	0	0.0%	0	0	0.0%
	AIRLINE ACTIVITY Total	0	0.0%	0	0	0.0%
ALLEGiant AIR						
	ALLEGiant AIR	11,588	6.8%	9,656	21,244	6.4%
	ALLEGiant AIR Total	11,588	6.8%	9,656	21,244	6.4%
AMERICAN AIRLINES						
	AMERICAN AIRLINES, INC	33,349	19.6%	30,400	63,749	20.2%
	AMERICAN AIRLINES Total	33,349	19.6%	30,400	63,749	20.2%
DELTA AIR LINES						
	DELTA AIR LINES, INC	24,485	14.4%	23,236	47,721	15.5%
	DELTA AIR LINES Total	24,485	14.4%	23,236	47,721	15.5%
FRONTIER AIRLINE						
	FRONTIER AIRLINES, INC.	4,724	2.8%	4,353	9,077	2.9%
	FRONTIER AIRLINE Total	4,724	2.8%	4,353	9,077	2.9%
SIGNATURE FLIGHT SERVICES						
	SIGNATURE FLIGHT SUPPORT	0	0.0%	0	0	0.0%
	SIGNATURE FLIGHT SERVICES Total	0	0.0%	0	0	0.0%
SOUTHWEST AIRLINES						
	SOUTHWEST AIRLINES	55,032	32.4%	47,990	103,022	31.9%
	SOUTHWEST AIRLINES Total	55,032	32.4%	47,990	103,022	31.9%
UNITED AIRLINES						
	UNITED AIRLINES	23,670	13.9%	20,156	43,826	13.4%
	UNITED AIRLINES Total	23,670	13.9%	20,156	43,826	13.4%
OTHER CARRIERS / MISC						
	OTHER CARRIERS / MISC Total	0	0.0%	0	0	0.0%
	Total	169,868	100.0%	150,207	320,075	100.0%

Indianapolis International Airport
Total Passengers
Year To Date - December 2020

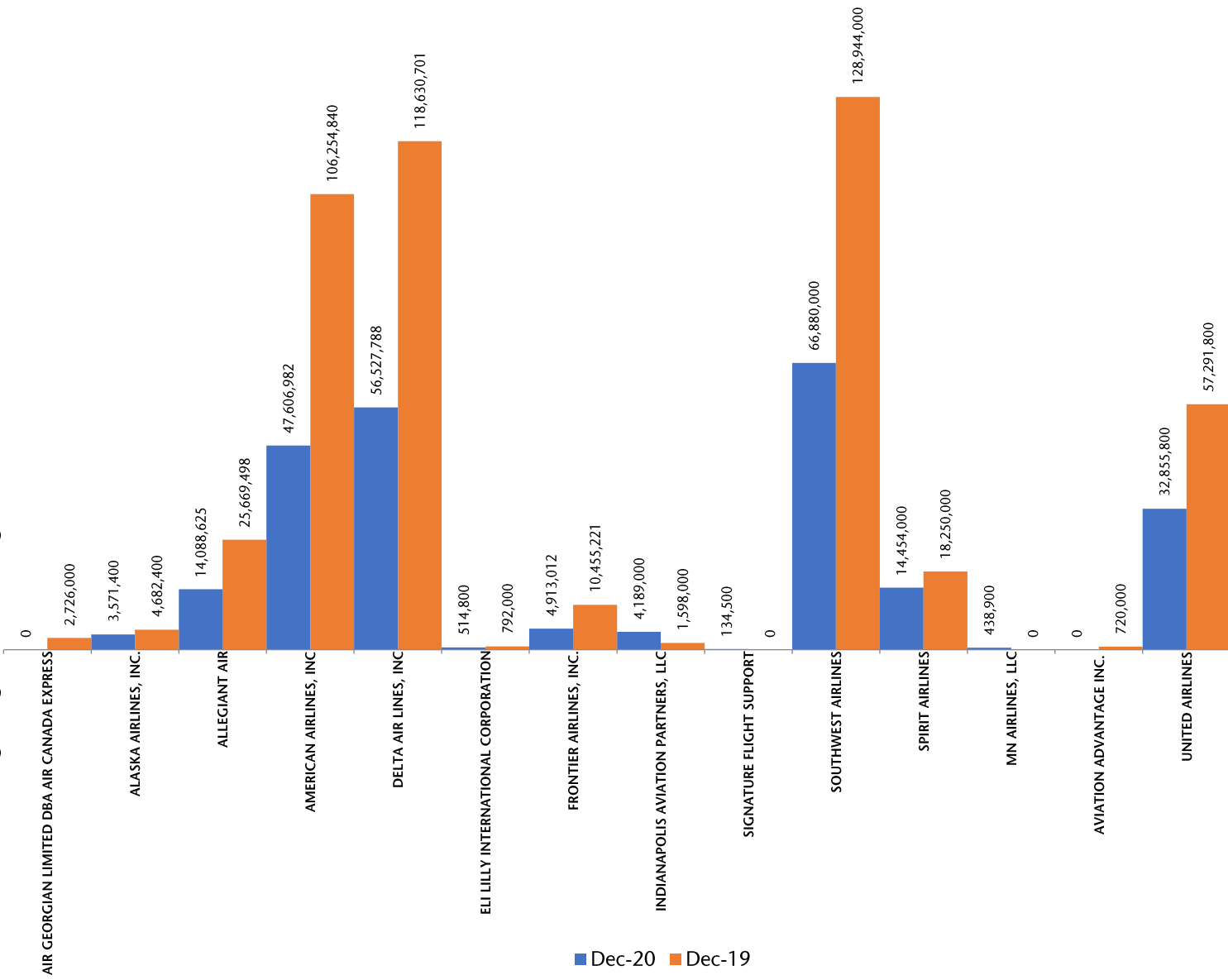
Operator	Carrier	Enplaning	Enplaning % of Total	Deplaning	Total	% of Total
ALASKA AIRLINES, INC.						
	ALASKA AIRLINES, INC.	27,077	1.3%	28,382	55,459	1.4%
	ALASKA AIRLINES, INC. Total	27,077	1.3%	28,382	55,459	1.4%
INDIANAPOLIS AVIATION PARTNERS, LLC						
	INDIANAPOLIS AVIATION PARTNERS, LLC	5,128	0.3%	5,026	10,154	0.2%
	INDIANAPOLIS AVIATION PARTNERS, LLC Total	5,128	0.3%	5,026	10,154	0.2%
MN AIRLINES, LLC						
	MN AIRLINES, LLC	2,935	0.1%	2,868	5,803	0.1%
	MN AIRLINES, LLC Total	2,935	0.1%	2,868	5,803	0.1%
SPIRIT AIRLINES						
	SPIRIT AIRLINES	100,356	4.9%	102,886	203,242	5.0%
	SPIRIT AIRLINES Total	100,356	4.9%	102,886	203,242	5.0%
AIR CANADA JAZZ						
	JAZZ AVIATION LP	1,844	0.1%	2,017	3,861	0.1%
	AIR CANADA JAZZ Total	1,844	0.1%	2,017	3,861	0.1%
AIR GEORGIAN LIMITED						
	AIR GEORGIAN LIMITED DBA AIR CANADA EXPRESS	1,634	0.1%	1,922	3,556	0.1%
	AIR GEORGIAN LIMITED Total	1,634	0.1%	1,922	3,556	0.1%
AIRLINE ACTIVITY						
	AVIATION ADVANTAGE INC.	328	0.0%	319	647	0.0%
	AIRLINE ACTIVITY Total	328	0.0%	319	647	0.0%
ALLEGiant AIR						
	ALLEGiant AIR	168,781	8.3%	169,224	338,005	8.2%
	ALLEGiant AIR Total	168,781	8.3%	169,224	338,005	8.2%
AMERICAN AIRLINES						
	AMERICAN AIRLINES, INC	448,241	21.9%	453,081	901,322	22.0%
	AMERICAN AIRLINES Total	448,241	21.9%	453,081	901,322	22.0%
DELTA AIR LINES						
	DELTA AIR LINES, INC	369,537	18.1%	372,743	742,280	18.1%
	DELTA AIR LINES Total	369,537	18.1%	372,743	742,280	18.1%
FRONTIER AIRLINE						
	FRONTIER AIRLINES, INC.	66,721	3.3%	68,237	134,958	3.3%
	FRONTIER AIRLINE Total	66,721	3.3%	68,237	134,958	3.3%
SIGNATURE FLIGHT SERVICES						
	SIGNATURE FLIGHT SUPPORT	0	0.0%	0	0	0.0%
	SIGNATURE FLIGHT SERVICES Total	0	0.0%	0	0	0.0%
SOUTHWEST AIRLINES						
	SOUTHWEST AIRLINES	621,110	30.4%	621,595	1,242,705	30.2%
	SOUTHWEST AIRLINES Total	621,110	30.4%	621,595	1,242,705	30.2%
UNITED AIRLINES						
	UNITED AIRLINES	230,536	11.3%	231,596	462,132	11.2%
	UNITED AIRLINES Total	230,536	11.3%	231,596	462,132	11.2%
OTHER CARRIERS / MISC						
	OTHER CARRIERS / MISC Total	3	0.0%	3	6	0.0%
	Total	2,044,231	100.0%	2,059,899	4,104,130	100.0%

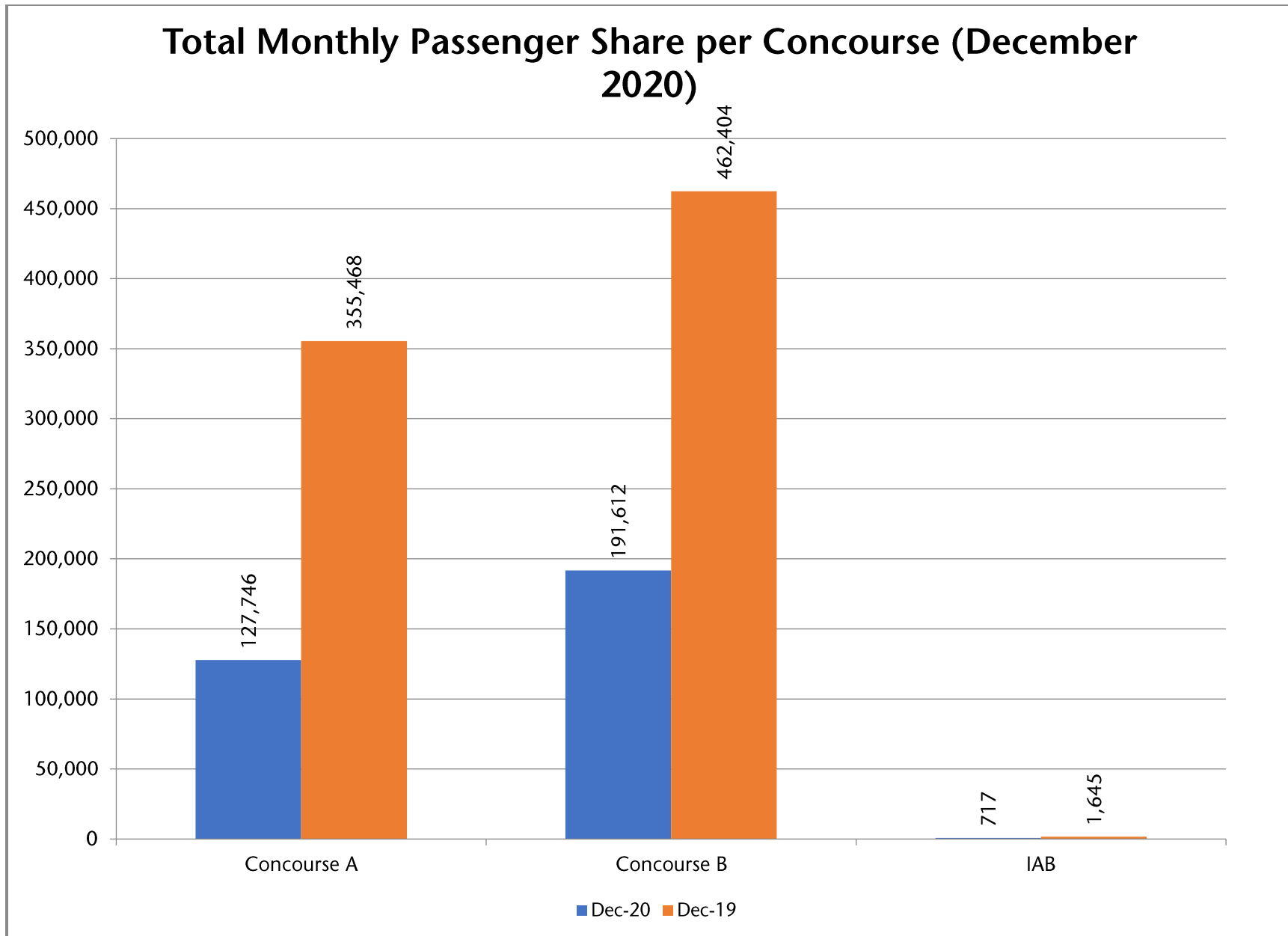
Traffic Forecast (Enplaned Passenger) By Month



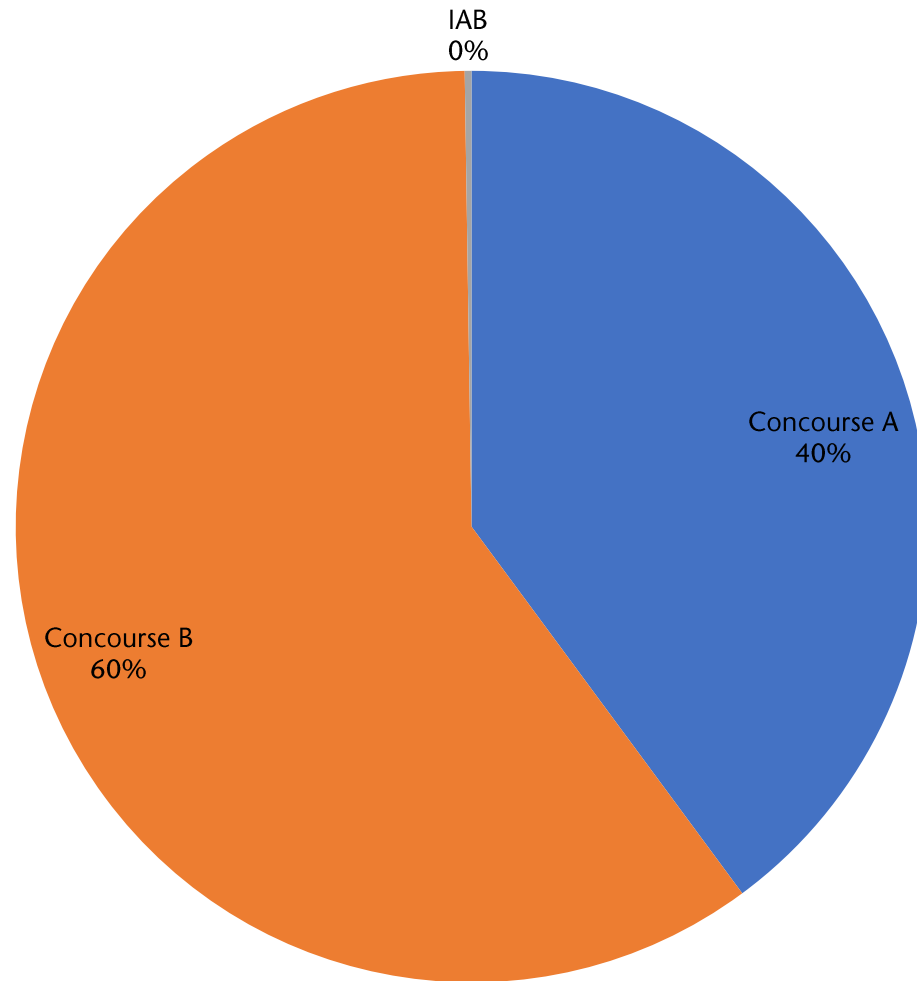
Airline Activity Report 2020

Landing Weights for Passenger Aircraft December 2020 vs December 2019

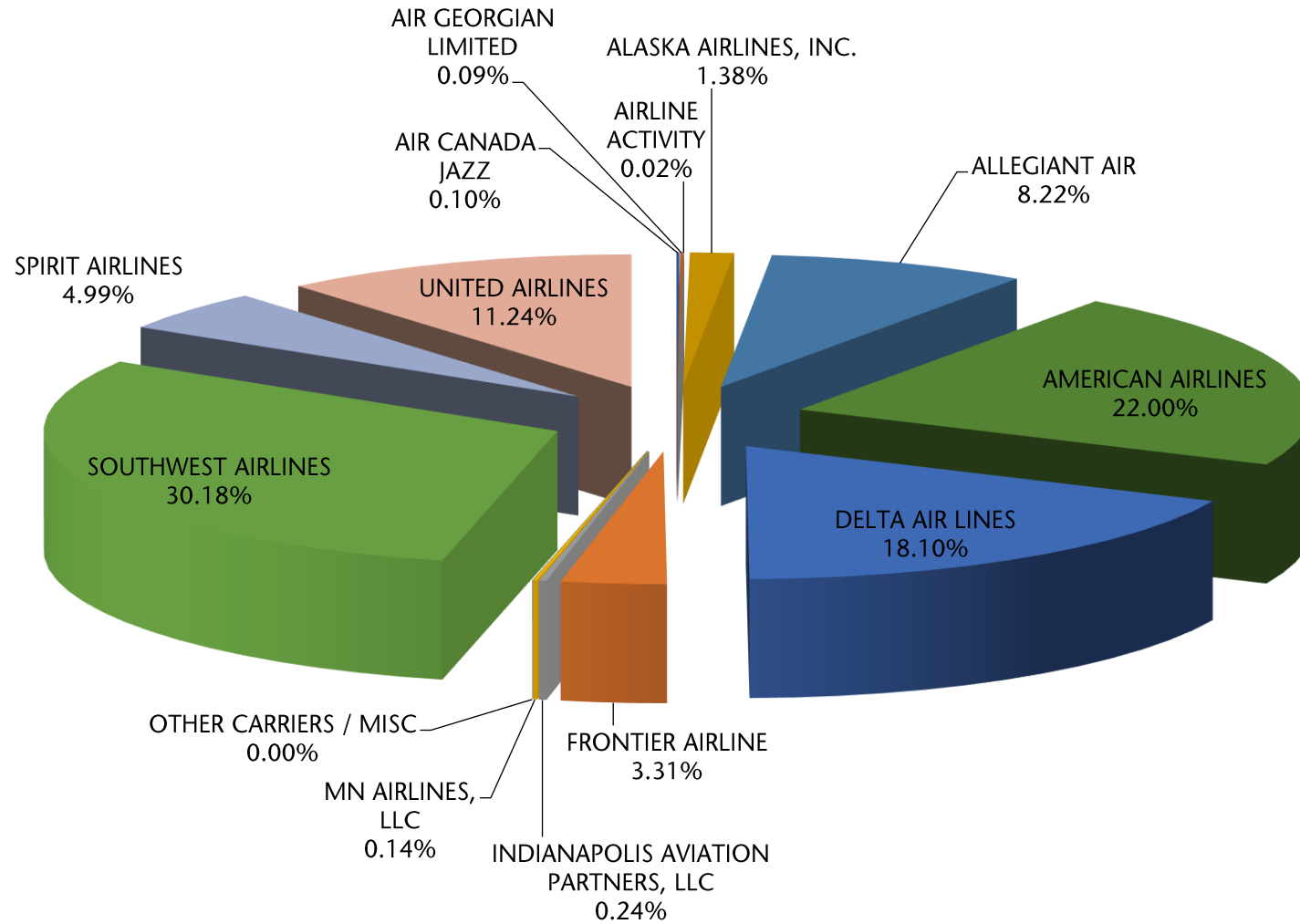




Passenger Share per Concourse By Current Month December 2020 - Enplaning



Y-T-D Market Share by Group / Airline / Total Passengers (December 2020)



Market Share December 2020

