



**IND Airline** | December  
**Activity Report** | 2023

# Indianapolis International Airport

## Airline Activity Summary

For Month Ending December 2023

### Passenger

		Dec(cur)	Dec(pre)	Difference	% Change	YTD Dec(cur)	YTD Dec(pre)	Difference	% Change
<b>Domestic</b>									
<b>Domestic</b>	DEPLANING	373,121	336,306	36,815	10.9%	4,850,389	4,295,993	554,396	12.9%
	ENPLANING	402,193	358,299	43,894	12.3%	4,830,145	4,292,021	538,124	12.5%
Subtotal		775,314	694,605	80,709	11.6%	9,680,534	8,588,014	1,092,520	12.7%
<b>Charter</b>	DEPLANING	1,317	1,922	-605	-31.5%	18,683	23,660	-4,977	-21.0%
	ENPLANING	2,068	2,300	-232	-10.1%	21,797	25,060	-3,263	-13.0%
Subtotal		3,385	4,222	-837	-19.8%	40,480	48,720	-8,240	-16.9%
<b>Total Domestic</b>		<b>778,699</b>	<b>698,827</b>	<b>79,872</b>	<b>11.4%</b>	<b>9,721,014</b>	<b>8,636,734</b>	<b>1,084,280</b>	<b>12.6%</b>
<b>International</b>									
	DEPLANING	2,527	2,330	197	8.5%	33,219	27,958	5,261	18.8%
	ENPLANING	2,980	2,517	463	18.4%	34,634	27,806	6,828	24.6%
Subtotal		5,507	4,847	660	13.6%	67,853	55,764	12,089	21.7%
<b>Total International</b>		<b>5,507</b>	<b>4,847</b>	<b>660</b>	<b>13.6%</b>	<b>67,853</b>	<b>55,764</b>	<b>12,089</b>	<b>21.7%</b>
	Deplaning	376,965	340,558	36,407	10.7%	4,902,291	4,347,611	554,680	12.8%
	Enplaning	407,241	363,116	44,125	12.2%	4,886,576	4,344,887	541,689	12.5%
Subtotal		784,206	703,674	80,532	11.4%	9,788,867	8,692,498	1,096,369	12.6%
<b>Total Passengers</b>		<b>784,206</b>	<b>703,674</b>	<b>80,532</b>	<b>11.4%</b>	<b>9,788,867</b>	<b>8,692,498</b>	<b>1,096,369</b>	<b>12.6%</b>

### Air Cargo (in tons)

<b>Air Mail</b>	Inbound	0	40	-40	-100.0%	203	601	-398	-66.3%
	Outbound	0	86	-86	-100.0%	484	971	-487	-50.2%
	Subtotal	0	126	-126	-100.0%	687	1,573	-886	-56.3%
<b>Freight Domestic</b>	Inbound	39,293	52,086	-12,792	-24.6%	413,634	498,698	-85,065	-17.1%
	Outbound	42,006	58,901	-16,895	-28.7%	425,218	558,994	-133,776	-23.9%
	Subtotal	81,299	110,987	-29,688	-26.7%	838,851	1,057,692	-218,840	-20.7%
<b>Freight Intl</b>	Inbound	6,198	8,031	-1,832	-22.8%	63,427	104,704	-41,277	-39.4%
	Outbound	6,900	7,819	-919	-11.8%	80,455	88,717	-8,262	-9.3%
	Subtotal	13,098	15,849	-2,751	-17.4%	143,882	193,421	-49,539	-25.6%
<b>Total Cargo</b>		<b>94,397</b>	<b>126,962</b>	<b>-32,565</b>	<b>-25.6%</b>	<b>983,420</b>	<b>1,252,686</b>	<b>-269,265</b>	<b>-21.5%</b>

### Aircraft Operations

<b>Aircraft</b>	Air Carrier	10,582	11,401	-819	-7.2%	123,980	128,293	-4,313	-3.4%
	Air Taxi	1,998	3,039	-1,041	-34.3%	53,301	47,744	5,557	11.6%
	Civil Itinerant	1,056	1,223	-167	-13.7%	14,847	16,609	-1,762	-10.6%
	Military Itinerant	65	46	19	41.3%	1,092	988	104	10.5%
<b>Total Operations</b>		<b>13,701</b>	<b>15,709</b>	<b>-2,008</b>	<b>-12.8%</b>	<b>193,220</b>	<b>193,634</b>	<b>-414</b>	<b>-0.2%</b>

### Landing Weights

<b>Landing</b>	Freight Aircraft	262,128	388,867	-126,738	-32.6%	2,581,012	3,623,719	-1,042,708	-28.8%
	Passenger Aircraft	227,930	201,334	26,596	13.2%	2,793,990	2,393,771	400,220	16.7%
<b>Total Landed Weights</b>		<b>490,058</b>	<b>590,200</b>	<b>-100,142</b>	<b>-17.0%</b>	<b>5,375,002</b>	<b>6,017,490</b>	<b>-642,488</b>	<b>-10.7%</b>

**Indianapolis International Airport  
Enplanement Cumulative Year To Date**

<b>Carriers</b>	<b>January</b>	<b>February</b>	<b>March</b>	<b>April</b>	<b>May</b>	<b>June</b>	<b>July</b>	<b>August</b>	<b>September</b>	<b>October</b>	<b>November</b>	<b>December</b>	<b>Total</b>
AIR CANADA EXPRESS / JAZZ AVIATION LP	828	853	1,655	1,499	2,100	3,553	3,103	2,740	2,062	1,903	1,400	1,535	23,231
ALASKA AIRLINES, INC.	4,044	4,727	5,841	6,570	9,020	9,821	10,577	9,667	8,422	5,286	4,893	4,958	83,826
ALLEGIAN AIR	13,530	14,052	29,076	22,781	21,685	31,328	31,712	11,809	11,768	26,503	14,404	18,836	247,484
AMERICAN AIRLINES, INC	80,205	82,079	106,895	94,578	113,133	115,504	109,427	104,423	106,760	120,781	109,060	105,314	1,248,159
CORPORATE FLIGHT MANAGEMENT, INC., d/b/a CONTOUR A	38	-	-	-	-	-	-	-	-	-	-	-	38
DELTA AIR LINES, INC	57,203	55,675	70,674	67,407	82,489	85,106	80,723	78,536	75,653	78,650	72,614	70,888	875,618
ELI LILLY INTERNATIONAL CORPORATION	-	-	-	-	-	-	-	-	-	-	-	-	-
FRONTIER AIRLINES, INC.	6,922	7,446	9,994	4,787	8,425	9,719	10,780	8,955	11,024	14,065	9,168	6,464	107,749
MILLION AIR / INDIANAPOLIS AVIATION PARTNERS, LLC	551	824	2,220	1,028	1,150	511	467	950	1,253	434	671	669	10,728
SIGNATURE FLIGHT SUPPORT	-	-	-	-	-	-	-	-	-	-	-	-	-
SOUTHWEST AIRLINES	88,060	89,801	121,823	100,481	115,120	114,893	120,776	99,537	104,106	131,049	116,490	118,100	1,320,236
SPIRIT AIRLINES	25,171	29,151	48,252	24,046	20,043	16,991	16,860	15,344	19,006	29,371	29,780	30,234	304,249
SUN COUNTRY AIRLINES / SUN COUNTRY, INC	175	182	346	176	1,611	2,784	2,857	2,730	1,416	1,722	1,633	125	15,757
UNITED AIRLINES	43,555	42,426	55,504	52,154	60,779	55,786	56,009	58,219	60,024	62,986	51,568	50,111	649,121
OTHER CARGO CARRIERS	2	3	-	-	-	-	-	164	196	4	4	7	380
<b>Total</b>	<b>320,284</b>	<b>327,219</b>	<b>452,280</b>	<b>375,507</b>	<b>435,555</b>	<b>445,996</b>	<b>443,291</b>	<b>393,074</b>	<b>401,690</b>	<b>472,754</b>	<b>411,685</b>	<b>407,241</b>	<b>4,886,576</b>
<b>2022 Actual</b>	<b>273,525</b>	<b>281,504</b>	<b>421,540</b>	<b>350,186</b>	<b>397,504</b>	<b>389,759</b>	<b>393,126</b>	<b>345,176</b>	<b>354,749</b>	<b>403,865</b>	<b>370,837</b>	<b>363,116</b>	<b>4,344,887</b>
Variance (Act/Orig)	<b>17%</b>	<b>16%</b>	<b>7%</b>	<b>7%</b>	<b>10%</b>	<b>14%</b>	<b>13%</b>	<b>14%</b>	<b>13%</b>	<b>17%</b>	<b>11%</b>	<b>12%</b>	

**Indianapolis International Airport  
Deplanement Cumulative Year To Date**

<b>Carriers</b>	<b>January</b>	<b>February</b>	<b>March</b>	<b>April</b>	<b>May</b>	<b>June</b>	<b>July</b>	<b>August</b>	<b>September</b>	<b>October</b>	<b>November</b>	<b>December</b>	<b>Total</b>
AIR CANADA EXPRESS / JAZZ AVIATION LP	1,004	1,021	1,544	1,679	1,616	2,821	3,319	2,526	1,894	1,968	1,292	1,307	21,991
ALASKA AIRLINES, INC.	4,076	4,528	6,094	6,846	8,329	9,935	10,449	9,601	8,891	5,296	5,004	5,011	84,060
ALLEGIANT AIR	13,856	13,618	27,220	25,652	21,622	30,910	33,016	12,541	11,286	25,927	14,472	17,021	247,141
AMERICAN AIRLINES, INC	85,098	82,547	101,557	102,394	111,088	113,632	115,845	109,848	108,377	124,020	106,229	98,420	1,259,055
CORPORATE FLIGHT MANAGEMENT, INC., d/b/a CONTOUR A	45	-	-	-	-	-	-	-	-	-	-	-	45
DELTA AIR LINES, INC	59,399	55,868	70,786	70,902	78,747	83,197	83,292	81,108	75,427	79,775	72,637	66,469	877,607
ELI LILLY INTERNATIONAL CORPORATION	-	-	-	-	-	-	-	-	-	-	-	-	-
FRONTIER AIRLINES, INC.	8,263	8,225	10,644	7,031	8,476	9,625	11,749	9,436	10,968	15,212	9,168	5,733	114,530
MILLION AIR / INDIANAPOLIS AVIATION PARTNERS, LLC	280	369	720	1,591	1,020	260	168	968	1,181	434	413	-	7,404
SIGNATURE FLIGHT SUPPORT	-	-	-	-	-	-	-	-	-	-	-	-	-
SOUTHWEST AIRLINES	87,851	87,115	110,258	116,120	114,940	114,595	124,785	99,955	102,115	132,357	111,011	107,238	1,308,340
SPIRIT AIRLINES	28,519	27,968	44,166	29,845	19,991	15,895	16,640	14,780	18,448	30,210	29,481	28,149	304,092
SUN COUNTRY AIRLINES / SUN COUNTRY, INC	174	178	347	176	1,666	2,719	2,909	2,751	1,440	1,853	1,703	125	16,041
TOTAL	-	-	-	-	-	-	-	-	-	-	-	-	-
UNITED AIRLINES	47,680	43,166	53,492	57,464	59,981	55,505	58,239	61,117	61,332	64,929	51,393	47,480	661,778
OTHER CARGO CARRIERS	2	3	1	1	-	-	-	-	182	6	-	12	207
<b>Total</b>	<b>336,247</b>	<b>324,606</b>	<b>426,829</b>	<b>419,701</b>	<b>427,476</b>	<b>439,094</b>	<b>460,411</b>	<b>404,631</b>	<b>401,541</b>	<b>481,987</b>	<b>402,803</b>	<b>376,965</b>	<b>4,902,291</b>
<b>2022 Actual</b>	<b>291,086</b>	<b>276,907</b>	<b>396,236</b>	<b>376,015</b>	<b>392,683</b>	<b>389,088</b>	<b>402,586</b>	<b>354,674</b>	<b>355,528</b>	<b>403,032</b>	<b>369,218</b>	<b>340,558</b>	<b>4,347,611</b>

# Indianapolis International Airport

## Landing Weights 2023

Passenger Carriers	January	February	March	April	May	June	July	August	September	October	November	December	Total
AIR CANADA EXPRESS / JAZZ AVIATION LP	1,344,178	1,924,578	2,196,800	2,149,800	2,300,000	3,802,000	3,726,900	3,379,500	2,403,200	2,328,100	2,253,000	2,253,000	30,061,056
ALASKA AIRLINES, INC.	4,851,000	6,257,300	6,029,100	6,950,400	8,477,900	9,611,500	10,536,900	10,067,300	10,175,500	5,228,300	4,765,100	5,097,600	88,047,900
ALLEGiant AIR	12,286,347	13,149,456	25,838,134	23,389,915	19,483,328	27,055,086	28,917,976	12,771,368	12,022,900	25,894,368	14,226,418	17,532,244	232,567,540
AMERICAN AIRLINES, INC	110,946,860	106,723,530	119,368,502	114,288,968	120,821,504	121,045,026	126,145,070	134,297,056	129,025,080	135,228,188	122,083,736	115,488,872	1,455,462,392
CORPORATE FLIGHT MANAGEMENT, INC., d/b/a CONTOUR A	87,785	-	-	-	-	-	-	-	-	-	-	-	87,785
DELTA AIR LINES, INC	79,862,727	73,193,362	86,041,531	82,750,158	87,167,263	86,927,403	85,770,876	92,706,079	83,152,744	86,647,075	82,677,326	82,523,721	1,009,420,265
ELI LILLY INTERNATIONAL CORPORATION	1,029,600	1,158,300	836,550	707,850	965,250	1,287,000	579,150	836,550	1,029,600	1,608,750	1,287,000	772,200	12,097,800
FRONTIER AIRLINES, INC.	8,486,492	8,323,561	10,080,870	6,289,360	7,922,106	9,686,910	10,617,042	10,126,292	11,392,186	14,283,560	9,260,310	5,929,117	112,397,806
MILLION AIR / INDIANAPOLIS AVIATION PARTNERS, LLC	3,465,000	4,137,000	6,428,000	4,811,000	4,423,000	3,019,000	2,551,000	2,884,000	4,653,000	1,856,000	2,014,406	2,667,515	42,908,921
SIGNATURE FLIGHT SUPPORT	-	-	-	-	-	-	-	-	-	-	-	-	-
SOUTHWEST AIRLINES	104,204,300	95,946,300	122,463,900	124,455,800	127,719,000	125,106,900	143,877,900	134,380,800	119,088,400	145,561,100	135,189,400	140,836,000	1,518,829,800
SPIRIT AIRLINES	31,080,000	30,302,000	42,702,000	27,690,000	20,006,000	16,914,000	18,750,000	14,998,000	19,066,000	29,356,000	31,926,000	29,422,000	312,212,000
SUN COUNTRY AIRLINES / SUN COUNTRY, INC	731,500	438,900	731,500	292,600	2,048,200	3,072,300	3,072,300	3,072,300	1,755,600	1,901,900	2,048,200	292,600	19,457,900
UNITED AIRLINES	57,253,900	54,612,800	61,827,300	64,219,000	66,681,600	62,169,800	65,988,100	71,123,900	69,505,223	72,353,502	55,650,306	53,044,281	754,429,712
<b>Passenger Carriers Sub Total</b>	<b>415,629,689</b>	<b>396,167,087</b>	<b>484,544,187</b>	<b>457,994,851</b>	<b>468,015,151</b>	<b>469,696,925</b>	<b>500,533,214</b>	<b>490,643,145</b>	<b>463,269,433</b>	<b>522,246,843</b>	<b>463,381,202</b>	<b>455,859,150</b>	<b>5,587,980,877</b>
<b>Cargo Carriers</b>													
AIRNET II, LLC	47,300	15,300	46,600	61,900	77,900		61,900	77,900	62,600	77,200			528,600
ATLAS AIR, INC.	8,429,000	8,544,000	6,892,000	5,651,000	7,238,000	5,815,000	4,691,000	5,805,000	6,079,000	6,135,000	4,345,000	7,949,000	77,573,000
CARGOLUX AIRLINES INTERNATIONAL S.A.	7,118,910	7,978,904	10,267,874	8,702,894	8,062,902	6,853,916	6,090,926	6,743,918	5,967,928	5,411,934	5,954,928	4,758,942	83,913,976
CSA AIR, INC	119,000	178,500	170,000	153,000	153,000	170,000	127,500	178,500	136,000	144,500	144,500	144,500	1,819,000
FEDERAL EXPRESS CORP	472,383,300	378,162,800	440,811,700	372,812,600	401,666,300	411,734,500	360,928,500	436,985,800	364,784,000	391,022,600	413,079,000	509,392,400	4,953,763,500
KALITTA AIR, LLC							652,000						652,000
KALITTA CHARTERS II, LLC		483,000					161,000						644,000
KALITTA CHARTERS, LLC	88,900	120,600	19,200	19,200				69,940	42,620	72,900	15,300	96,000	544,660
MOUNTAIN AIR CARGO	3,250,740	2,686,704	3,257,508	2,344,380	2,209,444	2,482,544	1,991,740	2,512,052	1,900,400	2,209,908	1,926,060	1,390,424	28,161,904
UNITED PARCEL SERVICE INC, AN OHIO CORPORATION				1,526,000	2,289,000								3,815,000
WORLDWIDE FLIGHT SERVICES, INC.	42,314	1,972,200	739,954	130,000	1,465,500	2,566,664	615,000	662,500	725,700	819,700	343,000	525,494	10,608,026
<b>Cargo Carriers Sub Total</b>	<b>491,479,464</b>	<b>400,142,008</b>	<b>462,204,836</b>	<b>391,400,974</b>	<b>423,162,046</b>	<b>429,622,624</b>	<b>375,319,566</b>	<b>453,035,610</b>	<b>379,698,248</b>	<b>405,893,742</b>	<b>425,807,788</b>	<b>524,256,760</b>	<b>5,162,023,666</b>
<b>Total</b>	<b>907,109,153</b>	<b>796,309,095</b>	<b>946,749,023</b>	<b>849,395,825</b>	<b>891,177,197</b>	<b>899,319,549</b>	<b>875,852,780</b>	<b>943,678,755</b>	<b>842,967,681</b>	<b>928,140,585</b>	<b>889,188,990</b>	<b>980,115,910</b>	<b>10,750,004,543</b>
	<b>453,555</b>	<b>398,155</b>	<b>473,375</b>	<b>424,698</b>	<b>445,589</b>	<b>449,660</b>	<b>437,926</b>	<b>471,839</b>	<b>421,484</b>	<b>464,070</b>	<b>444,594</b>	<b>490,058</b>	<b>5,375,002</b>
<b>Actual 2023</b>	<b>907,109,153</b>	<b>796,309,095</b>	<b>946,749,023</b>	<b>849,395,825</b>	<b>891,177,197</b>	<b>899,319,549</b>	<b>875,852,780</b>	<b>943,678,755</b>	<b>842,967,681</b>	<b>928,140,585</b>	<b>889,188,990</b>	<b>980,115,910</b>	<b>10,750,004,543</b>
<b>Actual 2022</b>	<b>940,916,422</b>	<b>877,812,444</b>	<b>1,084,540,092</b>	<b>974,784,379</b>	<b>998,288,523</b>	<b>1,021,414,394</b>	<b>1,023,526,444</b>	<b>992,020,443</b>	<b>945,406,901</b>	<b>984,065,473</b>	<b>1,011,803,918</b>	<b>1,180,400,903</b>	<b>12,034,980,336</b>
<b>Variance</b>	<b>-4%</b>	<b>-9%</b>	<b>-13%</b>	<b>-13%</b>	<b>-11%</b>	<b>-12%</b>	<b>-14%</b>	<b>-5%</b>	<b>-11%</b>	<b>-6%</b>	<b>-12%</b>	<b>-17%</b>	

# Indianapolis International Airport

## Cargo Activity Report Cumulative Year To Date

Carrier	January	February	March	April	May	June	July	August	September	October	November	December	Total
<b>Passenger Carriers</b>													
Air Canada / AIR GEORGIAN LIMITED DBA AIR CANADA EXPRESS	-	-	-	-	-	-	-	-	-	-	-	-	-
AIR CANADA EXPRESS / JAZZ AVIATION LP	-	-	-	-	-	-	-	-	-	-	-	-	-
ALASKA AIRLINES, INC.	13,957	7,367	10,387	9,716	8,193	10,719	10,295	12,273	9,171	11,960	9,972	8,529	122,539
ALLEGiant AIR	-	-	-	-	-	-	-	-	-	-	-	-	-
AMERICAN AIRLINES, INC	150,849	137,134	274,119	262,618	43,253	34,356	22,558	28,913	34,071	38,698	30,238	17,753	1,074,560
CORPORATE FLIGHT MANAGEMENT, INC., d/b/a CONTOUR A	-	-	-	-	-	-	-	-	-	-	-	-	-
DELTA AIR LINES, INC	95,474	100,100	144,501	80,986	109,200	117,137	93,108	100,875	95,484	102,307	97,098	65,978	1,202,248
FRONTIER AIRLINES, INC.	-	-	-	-	-	-	-	-	-	-	-	-	-
SOUTHWEST AIRLINES	177,220	196,860	210,300	243,108	241,047	243,165	214,880	251,070	230,713	290,774	346,505	325,236	2,970,878
SPIRIT AIRLINES	-	-	-	-	-	-	-	-	-	-	-	-	-
SUN COUNTRY AIRLINES / SUN COUNTRY, INC	-	-	-	-	-	-	-	-	-	-	-	-	-
SWIFT AIR / AVIATION ADVANTAGE INC.	-	-	-	-	-	-	-	-	-	-	-	-	-
SWIFT AIR, LLC DBA IAERO AIRWAYS	-	-	-	-	-	-	-	-	-	-	-	-	-
UNITED AIRLINES	119,813	64,092	51,708	48,777	26,616	18,050	16,080	23,630	15,069	49,117	14,826	44,141	491,919
<b>Passenger Carriers Totals</b>	<b>557,313</b>	<b>505,553</b>	<b>691,015</b>	<b>645,205</b>	<b>428,309</b>	<b>423,427</b>	<b>356,921</b>	<b>416,761</b>	<b>384,508</b>	<b>492,856</b>	<b>498,639</b>	<b>461,637</b>	<b>5,862,144</b>
<b>Cargo Carriers</b>													
AIRNET II, LLC	849	318	1,236	1,343	9,000	-	1,274	1,379	983	848	-	-	17,230
ATLAS AIR, INC.	1,097,510	1,249,479	1,483,438	1,712,677	1,728,279	1,572,125	1,882,732	1,445,798	1,344,302	1,796,168	1,438,089	1,595,212	18,345,807
CARGOLUX AIRLINES INTERNATIONAL S.A.	1,487,349	1,344,379	1,615,195	1,494,095	1,273,214	1,141,267	915,139	622,938	677,436	587,929	593,859	573,202	12,326,001
CSA AIR, INC	15,659	27,254	30,171	21,708	17,492	22,205	19,866	26,310	27,824	26,831	28,899	22,528	286,747
FEDERAL EXPRESS CORP	154,709,545	143,061,024	172,585,815	143,465,056	161,780,018	168,688,409	141,640,903	176,648,500	151,520,029	157,671,671	163,146,588	185,897,929	1,920,815,487
KALITTA AIR, LLC	-	-	-	-	-	-	-	-	-	-	-	-	-
KALITTA CHARTERS II, LLC	-	150,915	-	-	-	-	7,305	-	-	-	-	-	158,220
KALITTA CHARTERS, LLC	1,060	-	-	-	-	-	-	-	-	-	-	-	1,060
MOUNTAIN AIR CARGO	505,580	693,752	651,254	508,375	548,434	497,432	447,757	574,677	425,650	51,912	383,776	188,504	5,477,103
UNITED PARCEL SERVICE INC, AN OHIO CORPORATION	-	-	-	115,722	797,311	-	-	-	-	-	-	-	913,033
WORLDWIDE FLIGHT SERVICES, INC.	9,912	904,148	277,082	5,600	189,640	429,130	182,674	117,094	105,934	295,184	65,846	55,666	2,637,910
<b>Cargo Carriers Totals</b>	<b>157,827,463</b>	<b>147,431,269</b>	<b>176,644,190</b>	<b>147,324,575</b>	<b>166,343,387</b>	<b>172,350,568</b>	<b>145,097,650</b>	<b>179,436,696</b>	<b>154,102,158</b>	<b>160,430,543</b>	<b>165,657,057</b>	<b>188,333,041</b>	<b>1,960,978,598</b>
<b>Grand Totals</b>	<b>158,384,776</b>	<b>147,936,822</b>	<b>177,335,205</b>	<b>147,969,780</b>	<b>166,771,696</b>	<b>172,773,995</b>	<b>145,454,571</b>	<b>179,853,457</b>	<b>154,486,666</b>	<b>160,923,399</b>	<b>166,155,696</b>	<b>188,794,678</b>	<b>1,966,840,742</b>

<b>Indianapolis International Airport</b>													
<b>2023 Cargo Summary</b>													
<b>Mail</b>	<b>January</b>	<b>February</b>	<b>March</b>	<b>April</b>	<b>May</b>	<b>June</b>	<b>July</b>	<b>August</b>	<b>September</b>	<b>October</b>	<b>November</b>	<b>December</b>	<b>Total</b>
Inbound	39	25	64	61	9	1	-	-	2	1	1	-	203
Outbound	76	66	108	79	75	25	8	7	11	14	13	-	484
<b>Total Mail</b>	<b>115</b>	<b>91</b>	<b>172</b>	<b>140</b>	<b>84</b>	<b>26</b>	<b>8</b>	<b>7</b>	<b>13</b>	<b>16</b>	<b>14</b>	<b>-</b>	<b>687</b>
<b>Domestic Freight</b>													
Inbound	33,065	31,749	37,632	31,147	35,786	36,829	31,017	38,527	32,769	32,669	33,152	39,293	413,634
Outbound	34,710	31,942	38,107	31,645	35,174	37,479	31,582	39,031	33,122	34,263	36,158	42,006	425,218
<b>International Freight</b>													
Inbound	5,119	4,325	5,561	4,719	4,864	4,818	4,101	5,053	4,675	6,853	7,140	6,198	63,427
Outbound	6,183	5,862	7,195	6,334	7,479	7,235	6,020	7,308	6,664	6,662	6,614	6,900	80,455
<b>Total Freight</b>	<b>79,077</b>	<b>73,877</b>	<b>88,496</b>	<b>73,845</b>	<b>83,302</b>	<b>86,361</b>	<b>72,719</b>	<b>89,919</b>	<b>77,230</b>	<b>80,446</b>	<b>83,064</b>	<b>94,397</b>	<b>982,733</b>
<b>Total Freight and Mail</b>	<b>79,192</b>	<b>73,968</b>	<b>88,668</b>	<b>73,985</b>	<b>83,386</b>	<b>86,387</b>	<b>72,727</b>	<b>89,927</b>	<b>77,243</b>	<b>80,462</b>	<b>83,078</b>	<b>94,397</b>	<b>983,420</b>
<b>Same Month 2022</b>	<b>94,837</b>	<b>92,826</b>	<b>114,769</b>	<b>99,368</b>	<b>101,778</b>	<b>111,087</b>	<b>104,139</b>	<b>103,469</b>	<b>100,628</b>	<b>97,928</b>	<b>104,894</b>	<b>126,962</b>	<b>1,252,686</b>
<b>Difference</b>	<b>-15,645</b>	<b>-18,858</b>	<b>-26,101</b>	<b>-25,383</b>	<b>-18,392</b>	<b>-24,700</b>	<b>-31,412</b>	<b>-13,542</b>	<b>-23,385</b>	<b>-17,466</b>	<b>-21,816</b>	<b>-32,565</b>	<b>-269,265</b>
<b>% Change</b>	<b>-16%</b>	<b>-20%</b>	<b>-23%</b>	<b>-26%</b>	<b>-18%</b>	<b>-22%</b>	<b>-30%</b>	<b>-13%</b>	<b>-23%</b>	<b>-18%</b>	<b>-21%</b>	<b>-26%</b>	
<b>Carrier Totals - By Pounds &amp; Tons</b>													
Passenger Aircraft	557,313	505,553	691,015	645,205	428,309	423,427	356,921	416,761	384,508	492,856	498,639	461,637	5,862,144
Tonnage	279	253	346	323	214	212	178	208	192	246	249	231	2,931
OTHER CARGO CARRIERS	1,614,910	2,998,612	2,413,010	2,343,717	3,272,664	2,498,687	2,521,742	2,138,948	1,876,869	2,144,112	1,887,711	1,839,382	27,550,363
CSA AIR, INC	15,659	27,254	30,171	21,708	17,492	22,205	19,866	26,310	27,824	26,831	28,899	22,528	286,747
FEDERAL EXPRESS CORP	154,709,545	143,061,024	172,585,815	143,465,056	161,780,018	168,688,409	141,640,903	176,648,500	151,520,029	157,671,671	163,146,588	185,897,929	1,920,815,487
CARGOLUX AIRLINES INTERNATIONAL S.A.	1,487,349	1,344,379	1,615,195	1,494,095	1,273,214	1,141,267	915,139	622,938	677,436	587,929	593,859	573,202	12,326,001
<b>Total Cargo Carriers</b>	<b>157,827,463</b>	<b>147,431,269</b>	<b>176,644,190</b>	<b>147,324,575</b>	<b>166,343,387</b>	<b>172,350,568</b>	<b>145,097,650</b>	<b>179,436,696</b>	<b>154,102,158</b>	<b>160,430,543</b>	<b>165,657,057</b>	<b>188,333,041</b>	<b>1,960,978,598</b>
Tonnage	78,914	73,716	88,322	73,662	83,172	86,175	72,549	89,718	77,051	80,215	82,829	94,167	980,489
<b>Total Cargo</b>	<b>79,192</b>	<b>73,968</b>	<b>88,668</b>	<b>73,985</b>	<b>83,386</b>	<b>86,387</b>	<b>72,727</b>	<b>89,927</b>	<b>77,243</b>	<b>80,462</b>	<b>83,078</b>	<b>94,397</b>	<b>983,420</b>
<b>2023 YTD</b>	<b>79,192</b>	<b>153,161</b>	<b>241,828</b>	<b>315,813</b>	<b>399,199</b>	<b>485,586</b>	<b>558,313</b>	<b>648,240</b>	<b>725,483</b>	<b>805,945</b>	<b>889,023</b>	<b>983,420</b>	<b>983,420</b>
<b>2022 YTD</b>	<b>94,837</b>	<b>187,664</b>	<b>302,432</b>	<b>401,800</b>	<b>503,578</b>	<b>614,665</b>	<b>718,805</b>	<b>822,274</b>	<b>922,902</b>	<b>1,020,829</b>	<b>1,125,723</b>	<b>1,252,686</b>	<b>1,252,686</b>

# Indianapolis International Airport

## Total Passengers

### Current Month (December 2023) vs. Previous Month (November 2023)

Operator	Carrier	December 2023		November 2023		Difference	% Change
		Total	% Total	Total	% Total		
<b>ALASKA AIRLINES, INC.</b>							
	ALASKA AIRLINES, INC.	9,969	1.3%	9,897	1.2%	72	0.7%
	<b>ALASKA AIRLINES, INC. Total</b>	<b>9,969</b>	<b>1.3%</b>	<b>9,897</b>	<b>1.2%</b>	<b>72</b>	<b>0.7%</b>
<b>CORPORATE FLIGHT MANAGEMENT, INC., d/b/a CONTOUR A</b>							
	CORPORATE FLIGHT MANAGEMENT, INC., d/b/a CONTOUR A	0	0.0%	0	0.0%	0	0.0%
	<b>CORPORATE FLIGHT MANAGEMENT, INC., d/b/a CONTOUR A Total</b>	<b>0</b>	<b>0.0%</b>	<b>0</b>	<b>0.0%</b>	<b>0</b>	<b>0.0%</b>
<b>INDIANAPOLIS AVIATION PARTNERS, LLC</b>							
	INDIANAPOLIS AVIATION PARTNERS, LLC	669	0.1%	1,084	0.1%	-415	-38.3%
	<b>INDIANAPOLIS AVIATION PARTNERS, LLC Total</b>	<b>669</b>	<b>0.1%</b>	<b>1,084</b>	<b>0.1%</b>	<b>-415</b>	<b>-38.3%</b>
<b>SPIRIT AIRLINES</b>							
	SPIRIT AIRLINES	58,383	7.4%	59,261	7.3%	-878	-1.5%
	<b>SPIRIT AIRLINES Total</b>	<b>58,383</b>	<b>7.4%</b>	<b>59,261</b>	<b>7.3%</b>	<b>-878</b>	<b>-1.5%</b>
<b>SUN COUNTRY AIRLINES / SUN COUNTRY, INC</b>							
	SUN COUNTRY AIRLINES / SUN COUNTRY, INC	250	0.0%	3,336	0.4%	-3,086	-92.5%
	<b>SUN COUNTRY AIRLINES / SUN COUNTRY, INC Total</b>	<b>250</b>	<b>0.0%</b>	<b>3,336</b>	<b>0.4%</b>	<b>-3,086</b>	<b>-92.5%</b>
<b>AIR CANADA JAZZ</b>							
	AIR CANADA EXPRESS / JAZZ AVIATION LP	2,842	0.4%	2,692	0.3%	150	5.6%
	<b>AIR CANADA JAZZ Total</b>	<b>2,842</b>	<b>0.4%</b>	<b>2,692</b>	<b>0.3%</b>	<b>150</b>	<b>5.6%</b>
<b>ALLEGiant AIR</b>							
	ALLEGiant AIR	35,857	4.6%	28,876	3.5%	6,981	24.2%
	<b>ALLEGiant AIR Total</b>	<b>35,857</b>	<b>4.6%</b>	<b>28,876</b>	<b>3.5%</b>	<b>6,981</b>	<b>24.2%</b>
<b>AMERICAN AIRLINES</b>							
	AMERICAN AIRLINES, INC	203,734	26.0%	215,289	26.4%	-11,555	-5.4%
	<b>AMERICAN AIRLINES Total</b>	<b>203,734</b>	<b>26.0%</b>	<b>215,289</b>	<b>26.4%</b>	<b>-11,555</b>	<b>-5.4%</b>
<b>DELTA AIR LINES</b>							
	DELTA AIR LINES, INC	137,357	17.5%	145,251	17.8%	-7,894	-5.4%
	<b>DELTA AIR LINES Total</b>	<b>137,357</b>	<b>17.5%</b>	<b>145,251</b>	<b>17.8%</b>	<b>-7,894</b>	<b>-5.4%</b>
<b>FRONTIER AIRLINE</b>							
	FRONTIER AIRLINES, INC.	12,197	1.6%	18,336	2.3%	-6,139	-33.5%
	<b>FRONTIER AIRLINE Total</b>	<b>12,197</b>	<b>1.6%</b>	<b>18,336</b>	<b>2.3%</b>	<b>-6,139</b>	<b>-33.5%</b>
<b>SIGNATURE FLIGHT SERVICES</b>							
	SIGNATURE FLIGHT SUPPORT	0	0.0%	0	0.0%	0	0.0%
	<b>SIGNATURE FLIGHT SERVICES Total</b>	<b>0</b>	<b>0.0%</b>	<b>0</b>	<b>0.0%</b>	<b>0</b>	<b>0.0%</b>
<b>SOUTHWEST AIRLINES</b>							
	SOUTHWEST AIRLINES	225,338	28.7%	227,501	27.9%	-2,163	-1.0%
	<b>SOUTHWEST AIRLINES Total</b>	<b>225,338</b>	<b>28.7%</b>	<b>227,501</b>	<b>27.9%</b>	<b>-2,163</b>	<b>-1.0%</b>
<b>UNITED AIRLINES</b>							
	UNITED AIRLINES	97,591	12.4%	102,961	12.6%	-5,370	-5.2%
	<b>UNITED AIRLINES Total</b>	<b>97,591</b>	<b>12.4%</b>	<b>102,961</b>	<b>12.6%</b>	<b>-5,370</b>	<b>-5.2%</b>
<b>OTHER CARGO CARRIERS</b>							
	OTHER CARGO CARRIERS	19	0.0%	4	0.0%	15	375.0%
	<b>OTHER CARGO CARRIERS Total</b>	<b>19</b>	<b>0.0%</b>	<b>4</b>	<b>0.0%</b>	<b>15</b>	<b>375.0%</b>
	<b>Total</b>	<b>784,206</b>	<b>100.0%</b>	<b>814,488</b>	<b>100.0%</b>	<b>-30,282</b>	<b>-3.7%</b>



# Indianapolis International Airport

## Total Passengers

### Current Month (December 2023) Same Month Previous Year (December 2022)

Operator	Carrier	December 2023		December 2022		Difference	% Change
		Total	% Total	Total	% Total		
<b>ALASKA AIRLINES, INC.</b>							
	ALASKA AIRLINES, INC.	9,969	1.3%	8,845	1.2%	1,124	12.7%
	<b>ALASKA AIRLINES, INC. Total</b>	<b>9,969</b>	<b>1.3%</b>	<b>8,845</b>	<b>1.2%</b>	<b>1,124</b>	<b>12.7%</b>
<b>CORPORATE FLIGHT MANAGEMENT, INC., d/b/a CONTOUR A</b>							
	CORPORATE FLIGHT MANAGEMENT, INC., d/b/a CONTOUR A	0	0.0%	100	0.0%	-100	-100.0%
	<b>CORPORATE FLIGHT MANAGEMENT, INC., d/b/a CONTOUR A Total</b>	<b>0</b>	<b>0.0%</b>	<b>100</b>	<b>0.0%</b>	<b>-100</b>	<b>-100.0%</b>
<b>INDIANAPOLIS AVIATION PARTNERS, LLC</b>							
	INDIANAPOLIS AVIATION PARTNERS, LLC	669	0.1%	696	0.1%	-27	-3.9%
	<b>INDIANAPOLIS AVIATION PARTNERS, LLC Total</b>	<b>669</b>	<b>0.1%</b>	<b>696</b>	<b>0.1%</b>	<b>-27</b>	<b>-3.9%</b>
<b>SPIRIT AIRLINES</b>							
	SPIRIT AIRLINES	58,383	7.4%	55,272	8.0%	3,111	5.6%
	<b>SPIRIT AIRLINES Total</b>	<b>58,383</b>	<b>7.4%</b>	<b>55,272</b>	<b>8.0%</b>	<b>3,111</b>	<b>5.6%</b>
<b>SUN COUNTRY AIRLINES / SUN COUNTRY, INC</b>							
	SUN COUNTRY AIRLINES / SUN COUNTRY, INC	250	0.0%	795	0.1%	-545	-68.6%
	<b>SUN COUNTRY AIRLINES / SUN COUNTRY, INC Total</b>	<b>250</b>	<b>0.0%</b>	<b>795</b>	<b>0.1%</b>	<b>-545</b>	<b>-68.6%</b>
<b>AIR CANADA JAZZ</b>							
	AIR CANADA EXPRESS / JAZZ AVIATION LP	2,842	0.4%	2,263	0.3%	579	25.6%
	<b>AIR CANADA JAZZ Total</b>	<b>2,842</b>	<b>0.4%</b>	<b>2,263</b>	<b>0.3%</b>	<b>579</b>	<b>25.6%</b>
<b>ALLEGiant AIR</b>							
	ALLEGiant AIR	35,857	4.6%	38,806	5.6%	-2,949	-7.6%
	<b>ALLEGiant AIR Total</b>	<b>35,857</b>	<b>4.6%</b>	<b>38,806</b>	<b>5.6%</b>	<b>-2,949</b>	<b>-7.6%</b>
<b>AMERICAN AIRLINES</b>							
	AMERICAN AIRLINES, INC	203,734	26.0%	180,656	25.5%	23,078	12.8%
	<b>AMERICAN AIRLINES Total</b>	<b>203,734</b>	<b>26.0%</b>	<b>180,656</b>	<b>25.5%</b>	<b>23,078</b>	<b>12.8%</b>
<b>DELTA AIR LINES</b>							
	DELTA AIR LINES, INC	137,357	17.5%	139,274	19.7%	-1,917	-1.4%
	<b>DELTA AIR LINES Total</b>	<b>137,357</b>	<b>17.5%</b>	<b>139,274</b>	<b>19.7%</b>	<b>-1,917</b>	<b>-1.4%</b>
<b>FRONTIER AIRLINE</b>							
	FRONTIER AIRLINES, INC.	12,197	1.6%	14,694	2.0%	-2,497	-17.0%
	<b>FRONTIER AIRLINE Total</b>	<b>12,197</b>	<b>1.6%</b>	<b>14,694</b>	<b>2.0%</b>	<b>-2,497</b>	<b>-17.0%</b>
<b>SIGNATURE FLIGHT SERVICES</b>							
	SIGNATURE FLIGHT SUPPORT	0	0.0%	0	0.0%	0	0.0%
	<b>SIGNATURE FLIGHT SERVICES Total</b>	<b>0</b>	<b>0.0%</b>	<b>0</b>	<b>0.0%</b>	<b>0</b>	<b>0.0%</b>
<b>SOUTHWEST AIRLINES</b>							
	SOUTHWEST AIRLINES	225,338	28.7%	164,560	23.5%	60,778	36.9%
	<b>SOUTHWEST AIRLINES Total</b>	<b>225,338</b>	<b>28.7%</b>	<b>164,560</b>	<b>23.5%</b>	<b>60,778</b>	<b>36.9%</b>
<b>UNITED AIRLINES</b>							
	UNITED AIRLINES	97,591	12.4%	97,704	14.0%	-113	-0.1%
	<b>UNITED AIRLINES Total</b>	<b>97,591</b>	<b>12.4%</b>	<b>97,704</b>	<b>14.0%</b>	<b>-113</b>	<b>-0.1%</b>
<b>OTHER CARGO CARRIERS</b>							
	OTHER CARGO CARRIERS	19	0.0%	9	0.0%	10	111.1%
	<b>OTHER CARGO CARRIERS Total</b>	<b>19</b>	<b>0.0%</b>	<b>9</b>	<b>0.0%</b>	<b>10</b>	<b>111.1%</b>
	<b>Total</b>	<b>784,206</b>	<b>100.0%</b>	<b>703,674</b>	<b>100.0%</b>	<b>80,532</b>	<b>11.4%</b>

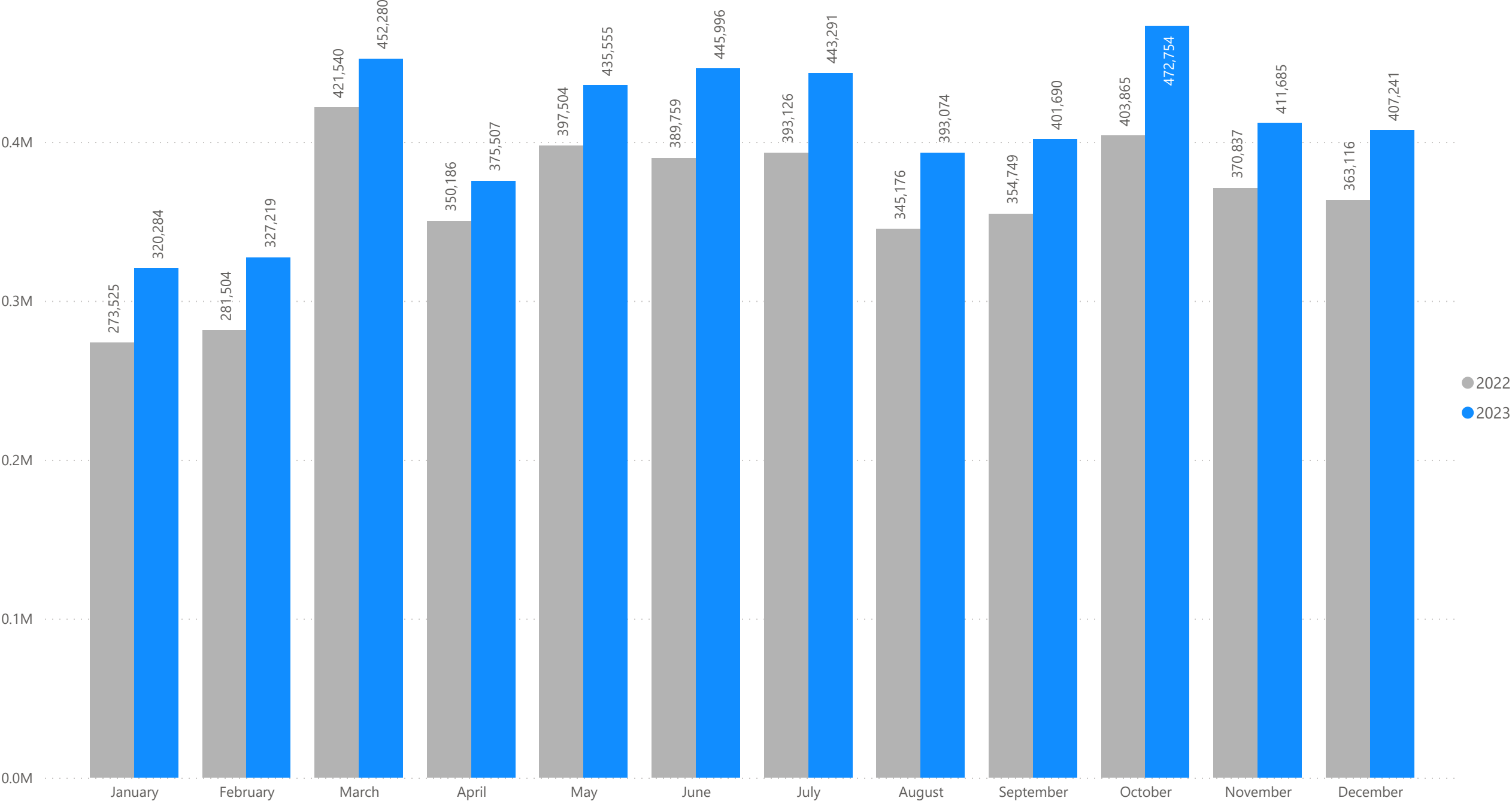
**Indianapolis International Airport**  
**Total Passengers**  
**Current Month-December 2023**

Operator	Carrier	Enplaning	Enplaning % of Total	Deplaning	Total	% of Total
<b>ALASKA AIRLINES, INC.</b>						
	ALASKA AIRLINES, INC.	4,958	1.2%	5,011	9,969	1.3%
	<b>ALASKA AIRLINES, INC. Total</b>	<b>4,958</b>	<b>1.2%</b>	<b>5,011</b>	<b>9,969</b>	<b>1.3%</b>
<b>CORPORATE FLIGHT MANAGEMENT, INC., d/b/a CONTOUR A</b>						
	CORPORATE FLIGHT MANAGEMENT, INC., d/b/a CONTOUR A	0	0.0%	0	0	0.0%
	<b>CORPORATE FLIGHT MANAGEMENT, INC., d/b/a CONTOUR A Total</b>	<b>0</b>	<b>0.0%</b>	<b>0</b>	<b>0</b>	<b>0.0%</b>
<b>MILLION AIR / INDIANAPOLIS AVIATION PARTNERS, LLC</b>						
	MILLION AIR / INDIANAPOLIS AVIATION PARTNERS, LLC	669	0.2%	0	669	0.1%
	<b>MILLION AIR / INDIANAPOLIS AVIATION PARTNERS, LLC Total</b>	<b>669</b>	<b>0.2%</b>	<b>0</b>	<b>669</b>	<b>0.1%</b>
<b>SPIRIT AIRLINES</b>						
	SPIRIT AIRLINES	30,234	7.4%	28,149	58,383	7.4%
	<b>SPIRIT AIRLINES Total</b>	<b>30,234</b>	<b>7.4%</b>	<b>28,149</b>	<b>58,383</b>	<b>7.4%</b>
<b>SUN COUNTRY AIRLINES / SUN COUNTRY, INC</b>						
	SUN COUNTRY AIRLINES / SUN COUNTRY, INC	125	0.0%	125	250	0.0%
	<b>SUN COUNTRY AIRLINES / SUN COUNTRY, INC Total</b>	<b>125</b>	<b>0.0%</b>	<b>125</b>	<b>250</b>	<b>0.0%</b>
<b>AIR CANADA EXPRESS / JAZZ AVIATION LP</b>						
	AIR CANADA EXPRESS / JAZZ AVIATION LP	1,535	0.4%	1,307	2,842	0.4%
	<b>AIR CANADA EXPRESS / JAZZ AVIATION LP Total</b>	<b>1,535</b>	<b>0.4%</b>	<b>1,307</b>	<b>2,842</b>	<b>0.4%</b>
<b>ALLEGiant AIR</b>						
	ALLEGiant AIR	18,836	4.6%	17,021	35,857	4.6%
	<b>ALLEGiant AIR Total</b>	<b>18,836</b>	<b>4.6%</b>	<b>17,021</b>	<b>35,857</b>	<b>4.6%</b>
<b>AMERICAN AIRLINES</b>						
	AMERICAN AIRLINES, INC	105,314	25.9%	98,420	203,734	26.0%
	<b>AMERICAN AIRLINES Total</b>	<b>105,314</b>	<b>25.9%</b>	<b>98,420</b>	<b>203,734</b>	<b>26.0%</b>
<b>DELTA AIR LINES</b>						
	DELTA AIR LINES, INC	70,888	17.4%	66,469	137,357	17.5%
	<b>DELTA AIR LINES Total</b>	<b>70,888</b>	<b>17.4%</b>	<b>66,469</b>	<b>137,357</b>	<b>17.5%</b>
<b>FRONTIER AIRLINE</b>						
	FRONTIER AIRLINES, INC.	6,464	1.6%	5,733	12,197	1.6%
	<b>FRONTIER AIRLINE Total</b>	<b>6,464</b>	<b>1.6%</b>	<b>5,733</b>	<b>12,197</b>	<b>1.6%</b>
<b>SIGNATURE FLIGHT SERVICES</b>						
	SIGNATURE FLIGHT SUPPORT	0	0.0%	0	0	0.0%
	<b>SIGNATURE FLIGHT SERVICES Total</b>	<b>0</b>	<b>0.0%</b>	<b>0</b>	<b>0</b>	<b>0.0%</b>
<b>SOUTHWEST AIRLINES</b>						
	SOUTHWEST AIRLINES	118,100	29.0%	107,238	225,338	28.7%
	<b>SOUTHWEST AIRLINES Total</b>	<b>118,100</b>	<b>29.0%</b>	<b>107,238</b>	<b>225,338</b>	<b>28.7%</b>
<b>UNITED AIRLINES</b>						
	UNITED AIRLINES	50,111	12.3%	47,480	97,591	12.4%
	<b>UNITED AIRLINES Total</b>	<b>50,111</b>	<b>12.3%</b>	<b>47,480</b>	<b>97,591</b>	<b>12.4%</b>
<b>OTHER CARGO CARRIERS</b>						
	OTHER CARGO CARRIERS	7	0.0%	12	19	0.0%
	<b>OTHER CARGO CARRIERS Total</b>	<b>7</b>	<b>0.0%</b>	<b>12</b>	<b>19</b>	<b>0.0%</b>
	<b>Total</b>	<b>407,241</b>	<b>100.0%</b>	<b>376,965</b>	<b>784,206</b>	<b>100.0%</b>

**Indianapolis International Airport**  
**Total Passengers**  
**Year To Date - December 2023**

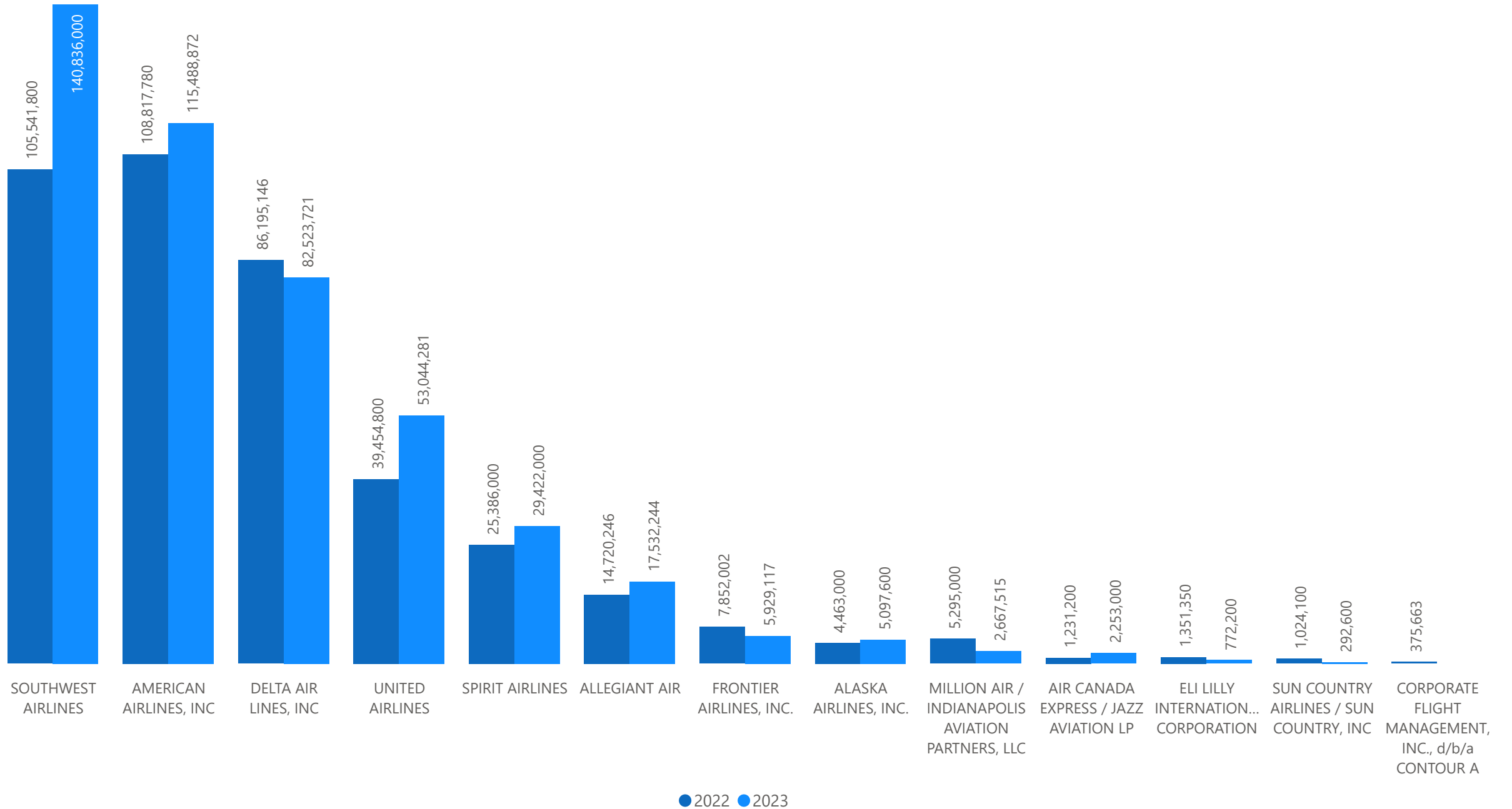
Operator	Carrier	Enplaning	Enplaning % of Total	Deplaning	Total	% of Total
<b>ALASKA AIRLINES, INC.</b>						
	ALASKA AIRLINES, INC.	83,826	1.7%	84,060	167,886	1.7%
	<b>ALASKA AIRLINES, INC. Total</b>	<b>83,826</b>	<b>1.7%</b>	<b>84,060</b>	<b>167,886</b>	<b>1.7%</b>
<b>CORPORATE FLIGHT MANAGEMENT, INC., d/b/a CONTOUR A</b>						
	CORPORATE FLIGHT MANAGEMENT, INC., d/b/a CONTOUR A	38	0.0%	45	83	0.0%
	<b>CORPORATE FLIGHT MANAGEMENT, INC., d/b/a CONTOUR A Total</b>	<b>38</b>	<b>0.0%</b>	<b>45</b>	<b>83</b>	<b>0.0%</b>
<b>MILLION AIR / INDIANAPOLIS AVIATION PARTNERS, LLC</b>						
	MILLION AIR / INDIANAPOLIS AVIATION PARTNERS, LLC	10,728	0.2%	7,404	18,132	0.2%
	<b>MILLION AIR / INDIANAPOLIS AVIATION PARTNERS, LLC Total</b>	<b>10,728</b>	<b>0.2%</b>	<b>7,404</b>	<b>18,132</b>	<b>0.2%</b>
<b>SPIRIT AIRLINES</b>						
	SPIRIT AIRLINES	304,249	6.2%	304,092	608,341	6.2%
	<b>SPIRIT AIRLINES Total</b>	<b>304,249</b>	<b>6.2%</b>	<b>304,092</b>	<b>608,341</b>	<b>6.2%</b>
<b>SUN COUNTRY AIRLINES / SUN COUNTRY, INC</b>						
	SUN COUNTRY AIRLINES / SUN COUNTRY, INC	15,757	0.3%	16,041	31,798	0.3%
	<b>SUN COUNTRY AIRLINES / SUN COUNTRY, INC Total</b>	<b>15,757</b>	<b>0.3%</b>	<b>16,041</b>	<b>31,798</b>	<b>0.3%</b>
<b>AIR CANADA EXPRESS / JAZZ AVIATION LP</b>						
	AIR CANADA EXPRESS / JAZZ AVIATION LP	23,231	0.5%	21,991	45,222	0.5%
	<b>AIR CANADA EXPRESS / JAZZ AVIATION LP Total</b>	<b>23,231</b>	<b>0.5%</b>	<b>21,991</b>	<b>45,222</b>	<b>0.5%</b>
<b>ALLEGiant AIR</b>						
	ALLEGiant AIR	247,484	5.1%	247,141	494,625	5.1%
	<b>ALLEGiant AIR Total</b>	<b>247,484</b>	<b>5.1%</b>	<b>247,141</b>	<b>494,625</b>	<b>5.1%</b>
<b>AMERICAN AIRLINES</b>						
	AMERICAN AIRLINES, INC	1,248,159	25.5%	1,259,055	2,507,214	25.6%
	<b>AMERICAN AIRLINES Total</b>	<b>1,248,159</b>	<b>25.5%</b>	<b>1,259,055</b>	<b>2,507,214</b>	<b>25.6%</b>
<b>DELTA AIR LINES</b>						
	DELTA AIR LINES, INC	875,618	17.9%	877,607	1,753,225	17.9%
	<b>DELTA AIR LINES Total</b>	<b>875,618</b>	<b>17.9%</b>	<b>877,607</b>	<b>1,753,225</b>	<b>17.9%</b>
<b>FRONTIER AIRLINE</b>						
	FRONTIER AIRLINES, INC.	107,749	2.2%	114,530	222,279	2.3%
	<b>FRONTIER AIRLINE Total</b>	<b>107,749</b>	<b>2.2%</b>	<b>114,530</b>	<b>222,279</b>	<b>2.3%</b>
<b>SIGNATURE FLIGHT SERVICES</b>						
	SIGNATURE FLIGHT SUPPORT	0	0.0%	0	0	0.0%
	<b>SIGNATURE FLIGHT SERVICES Total</b>	<b>0</b>	<b>0.0%</b>	<b>0</b>	<b>0</b>	<b>0.0%</b>
<b>SOUTHWEST AIRLINES</b>						
	SOUTHWEST AIRLINES	1,320,236	27.0%	1,308,340	2,628,576	26.9%
	<b>SOUTHWEST AIRLINES Total</b>	<b>1,320,236</b>	<b>27.0%</b>	<b>1,308,340</b>	<b>2,628,576</b>	<b>26.9%</b>
<b>UNITED AIRLINES</b>						
	UNITED AIRLINES	649,121	13.3%	661,778	1,310,899	13.4%
	<b>UNITED AIRLINES Total</b>	<b>649,121</b>	<b>13.3%</b>	<b>661,778</b>	<b>1,310,899</b>	<b>13.4%</b>
<b>OTHER CARGO CARRIERS</b>						
	OTHER CARGO CARRIERS	380	0.0%	207	587	0.0%
	<b>OTHER CARGO CARRIERS Total</b>	<b>380</b>	<b>0.0%</b>	<b>207</b>	<b>587</b>	<b>0.0%</b>
	<b>Total</b>	<b>4,886,576</b>	<b>100.0%</b>	<b>4,902,291</b>	<b>9,788,867</b>	<b>100.0%</b>

# Traffic Forecast (Enplaned Passenger)

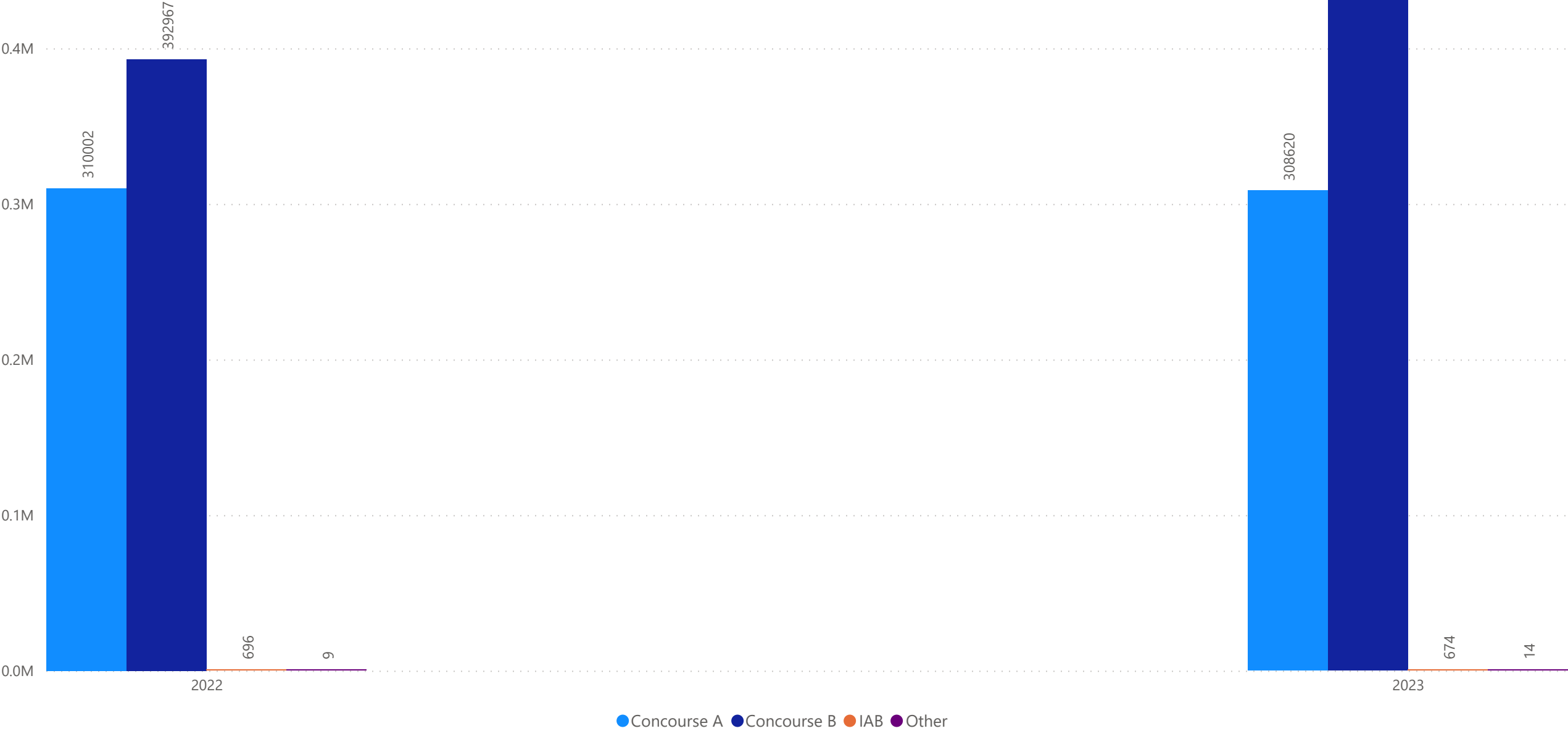




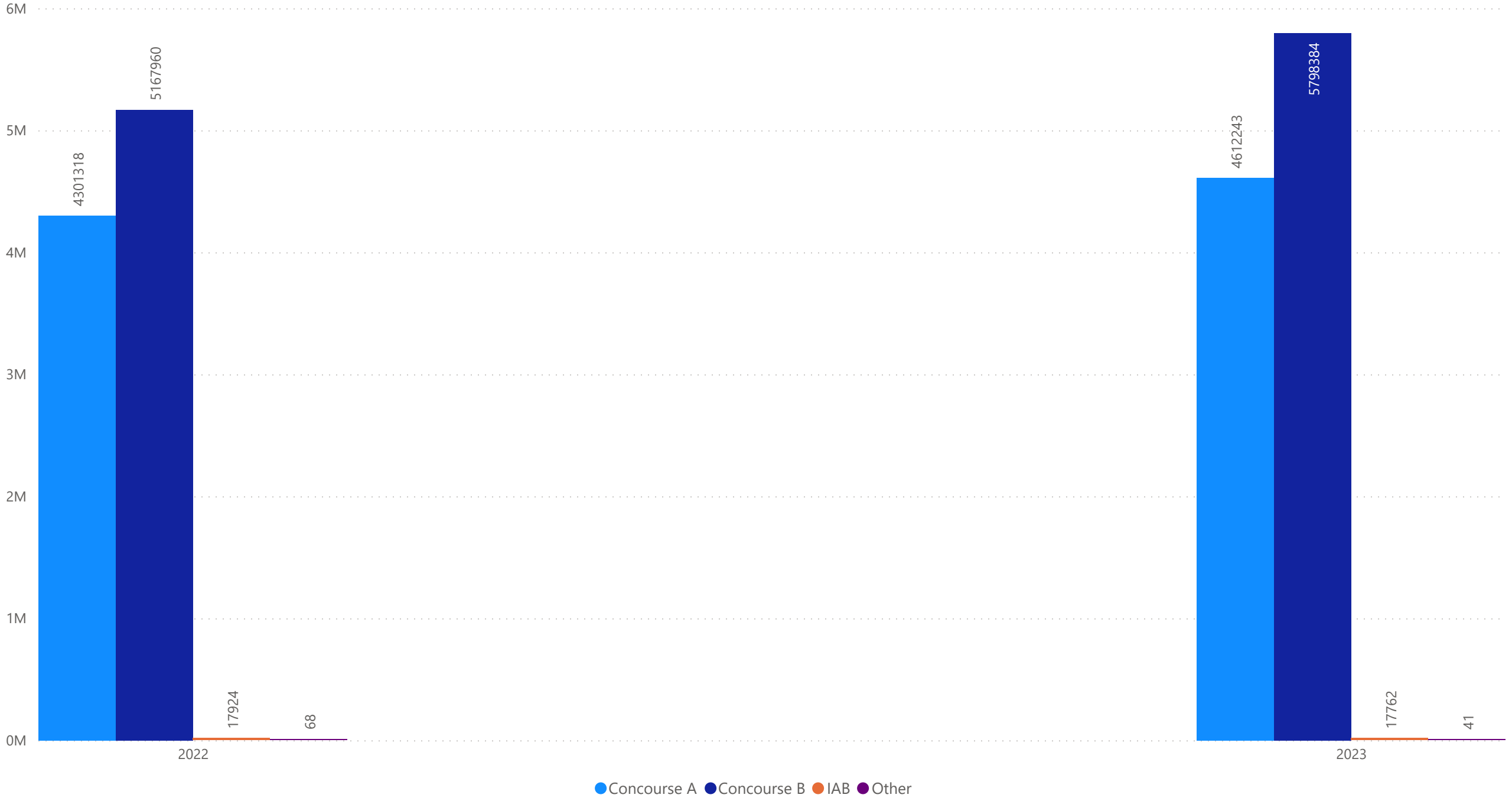
# Landing Weights for Passenger Aircraft Current Month vs Previous Month



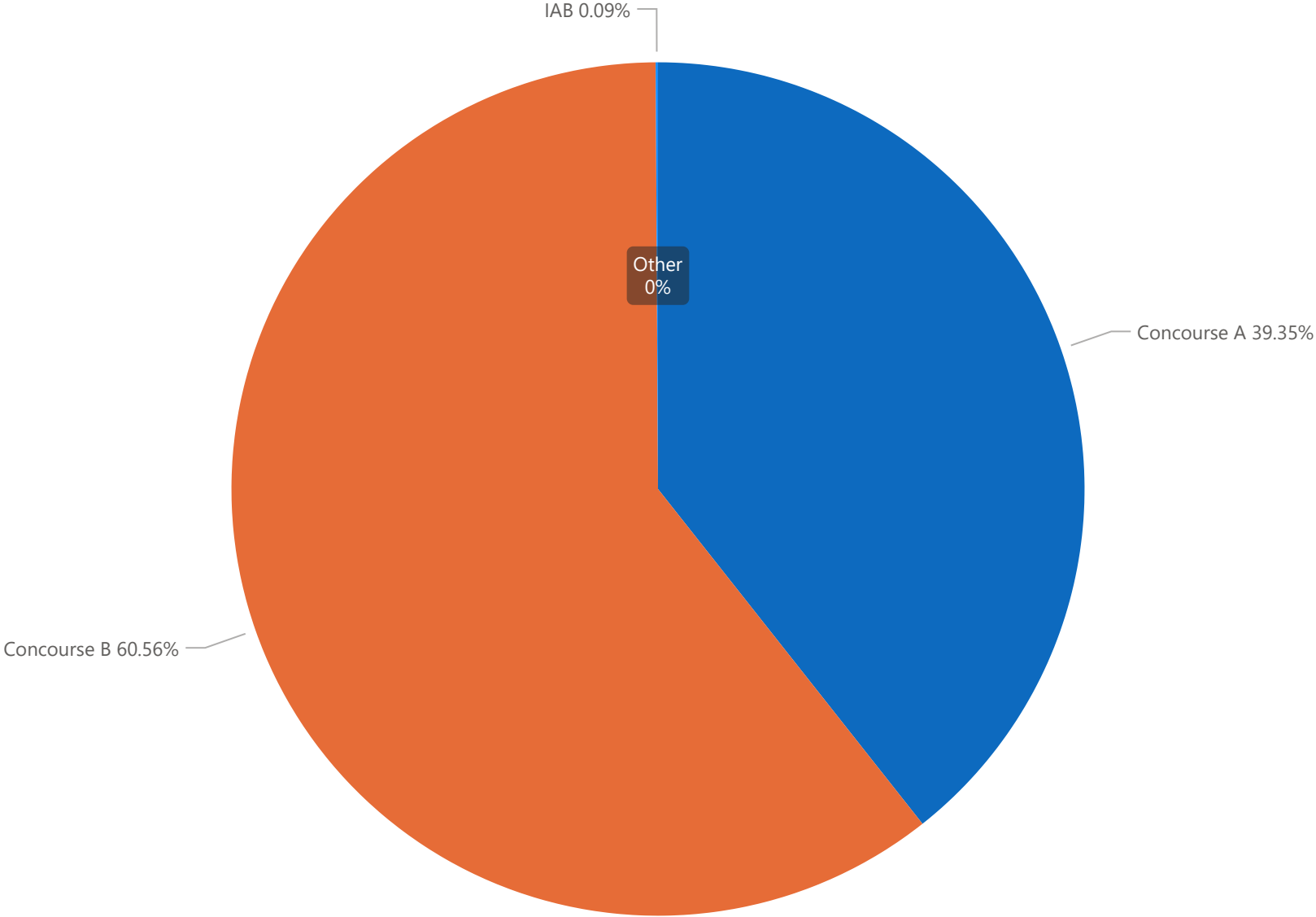
# December Passenger Share per Concourse



# Year To Date Passenger Share Per Concourse

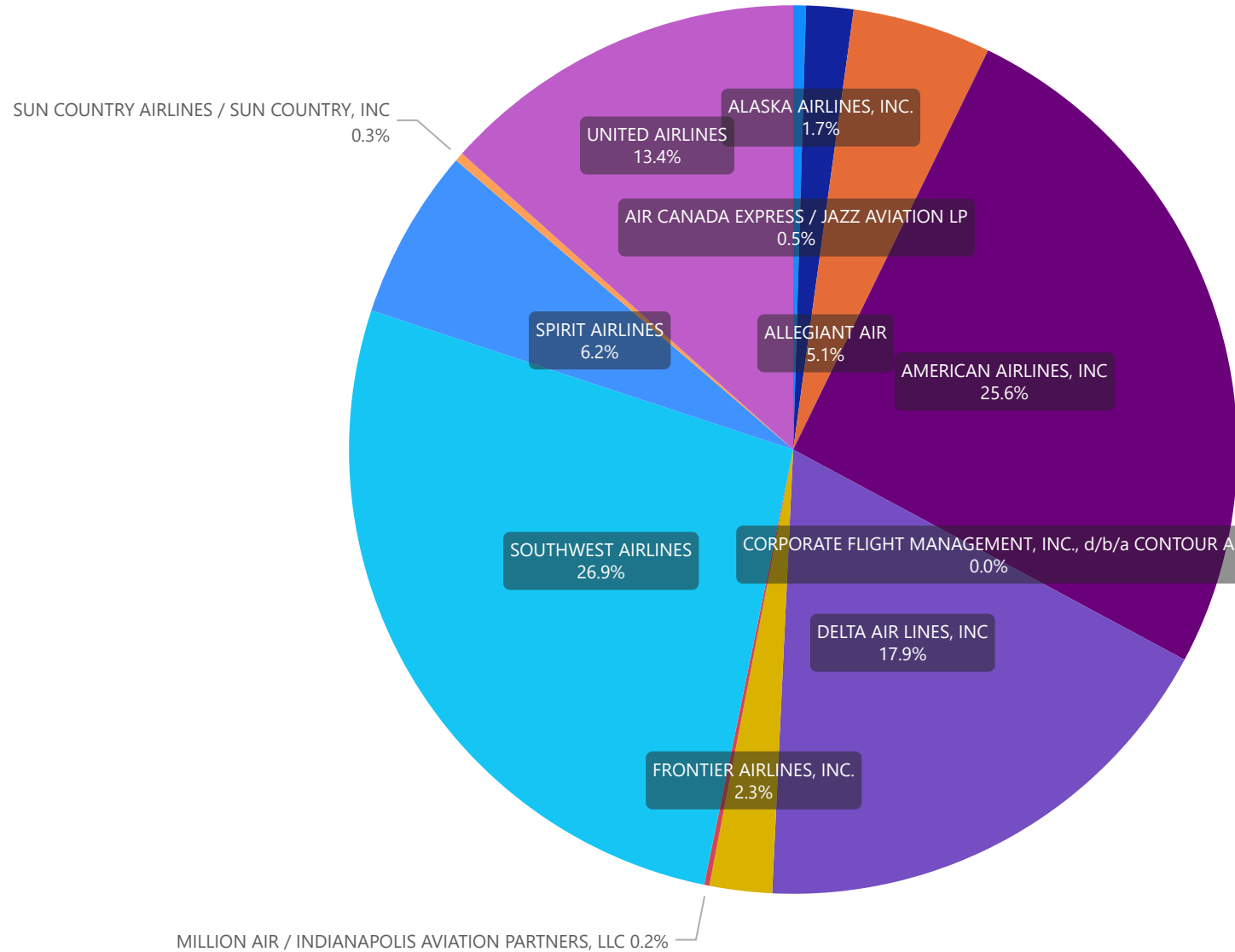


**Passenger Share per Concourse By Current Month**



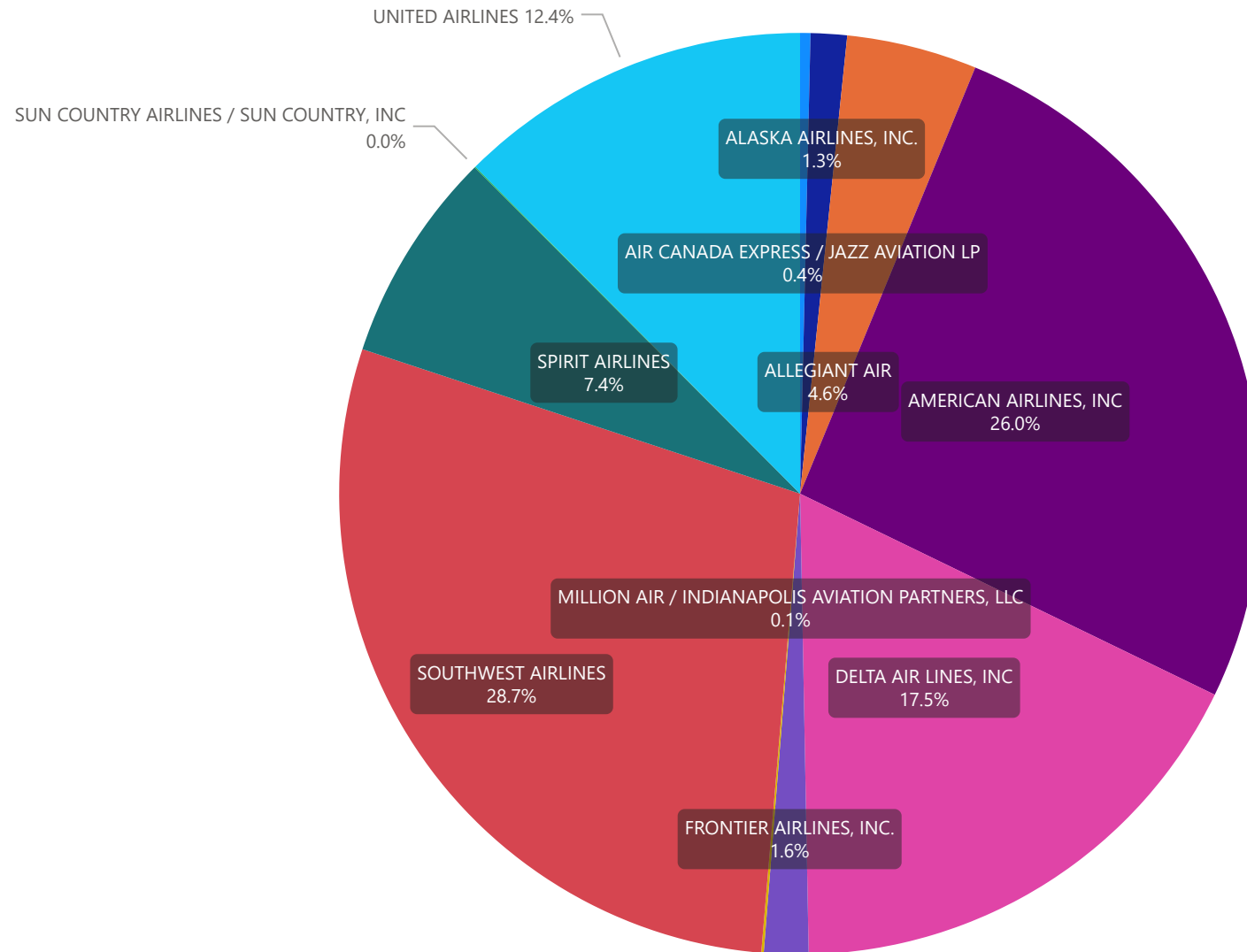


# Year To Date Market Share by Group / Airline / Total Passengers





# Market Share Current Month



# Enplaned Passengers

