

GREATER **LONDON** AUTHORITY

London Borough Council Elections

3 May 2018



**POLLING
STATION**

**LONDON BOROUGH
COUNCIL ELECTIONS**

3 MAY 2018

Published by
Greater London Authority
City Hall
The Queen's Walk
More London
London SE1 2AA

www.london.gov.uk

email **datastore@london.gov.uk**
enquiries **020 7983 4000**
minicom **020 7983 4458**

Authored by Joseph Colombeau

With commentary by Tony Travers,
London School of Economics

This and other elections reports are available
on the London Datastore at:
<https://data.london.gov.uk/elections/>

Contains Ordnance Survey data
© Crown copyright and database rights 2018

Copyright:
Greater London Authority
October 2018

ISBN 978-1-84781-709-9

CONTENTS

Introduction	iii
State of the political parties in the new councils	iv
Map	vi
Summary of election facts and figures, 2018	xi
Numbers of candidates and votes by borough	xii
Share of votes by borough	xiii
Number of candidates and votes by party	xiv
Turnout and main party statistics	xv
Commentary	xxii
Borough by borough summary	xxv
The 2018 elections and longer-term trends	xxxiii
Directly Elected Mayors	xxxiv
London Assembly constituency comparisons	xxxvii
Technical Notes	xliv
Results	1
Ward voting statistics	207
Borough votes summary	242
Parliamentary constituency comparisons	243
Full list of candidates in the 2018 election	249
Map of London borough boundaries	264
Previous publications on elections in London	265

INTRODUCTION

With the aim of making the democratic process as transparent as possible to the London electorate, this report includes a great deal of detail on every aspect of the 2018 London Borough council elections. No other single volume presents the full results and election statistics from the 32 London boroughs enabling the reader to analyse and compare the results across London in one place.

The report presents data for every candidate in every ward (excluding the City of London which operates on a different electoral model). Summaries are provided in the form of maps and tables, and to make comparisons easier, they mostly match those included in the 2014 report. Results of all council by-elections between the general elections in 2014 and 2018, as well as details of the elections in the four boroughs that directly elect a mayor, are also presented here. A commentary of the results, written by Professor Tony Travers of the London School of Economics, has been included to give readers an overview of the trends seen in these elections.

The borough elections took place on 3 May 2018 with a turnout of 39 per cent, the same as in 2014. The number of candidates that stood for election fell to 6,554 (from 6,951 in 2014).

The Conservatives won 511 seats, down 101 from 2014. Meanwhile, Labour made a net gain of 63 seats, taking its total to 1,123 – its highest since 1971. The Liberal Democrats won 154 seats, making a net gain of 38 and turning around its fortunes after losing a net 163 seats between 2006 and 2014.

Further information about what is included and how to use the report can be found in the Technical Notes section on page xliii.

This is the latest report in a long series of council election reports dating back to 1964, all of which are currently available on the London Datastore at: <http://data.london.gov.uk/elections>

State of the political parties in the new councils

Borough	CON	LAB	LD	REA	GRE	IND	PATH	Total
Barking and Dagenham		51						51
Barnet	38	25						63
Bexley	34	11						45
Brent	3	60						63
Bromley	50	8				2		60
Camden	7	43	3		1			54
Croydon	29	41						70
Ealing	8	57	4					69
Enfield	17	46						63
Greenwich	9	42						51
Hackney	5	52						57
Hammersmith and Fulham	11	35						46
Haringey		42	15					57
Harrow	28	35						63
Havering	25	5		22		2		54
Hillingdon	44	21						65
Hounslow	9	51						60
Islington		47			1			48
Kensington and Chelsea	36	13	1					50
Kingston Upon Thames	9		39					48
Lambeth	1	57			5			63
Lewisham		54						54
Merton	17	34	6	3				60
Newham		60						60
Redbridge	12	51						63
Richmond Upon Thames	11		39		4			54
Southwark		49	14					63
Sutton	18		33			3		54
Tower Hamlets	2	42					1	45
Waltham Forest	14	46						60
Wandsworth	33	26				1		60
Westminster	41	19						60
Inner London	136	539	33	0	7	1	1	717
Outer London	375	584	121	25	4	7	0	1,116
London	511	1,123	154	25	11	8	1	1,833

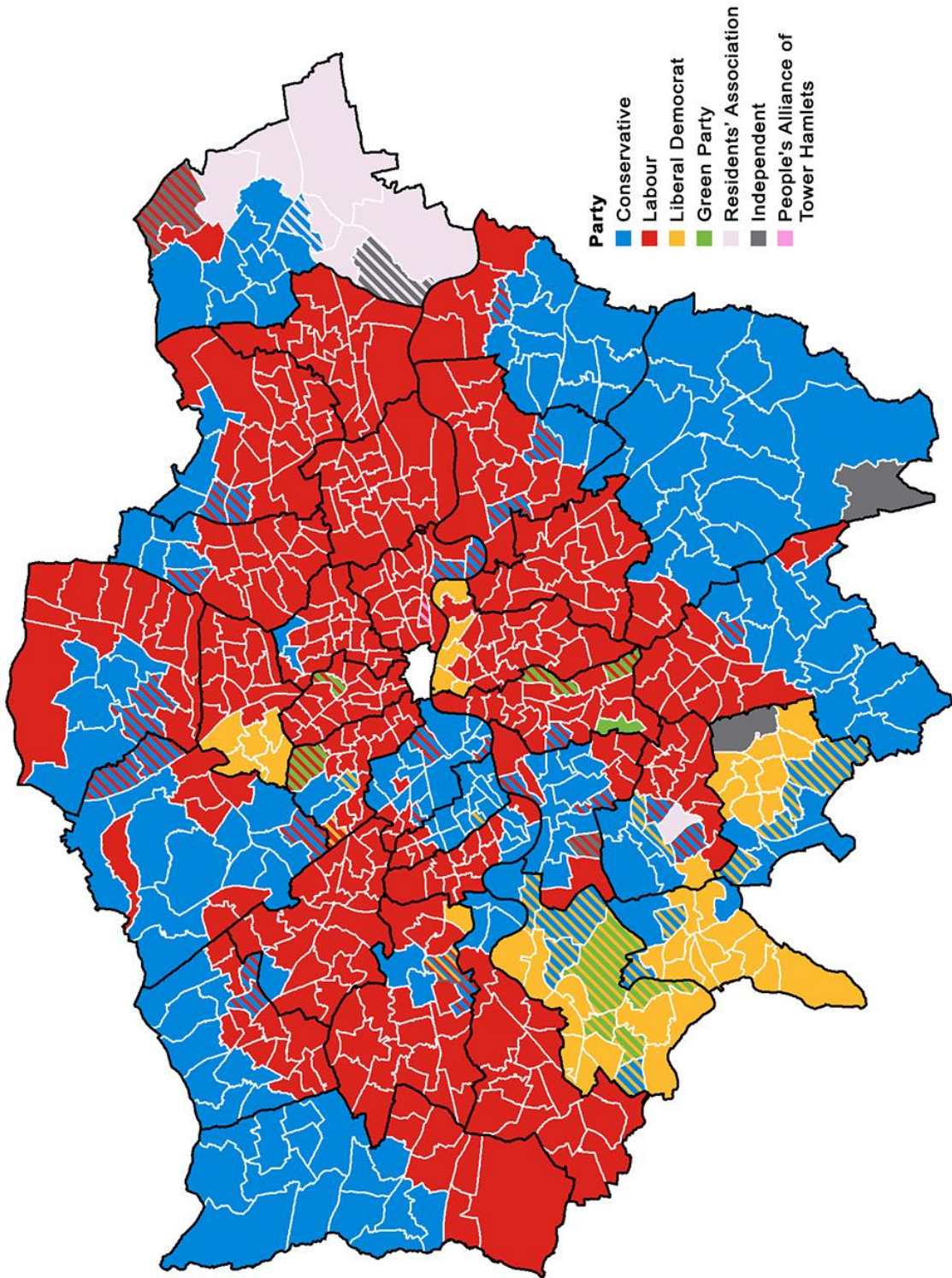
Note: Party abbreviations can be found on page xiv

Share of the vote for parties by borough

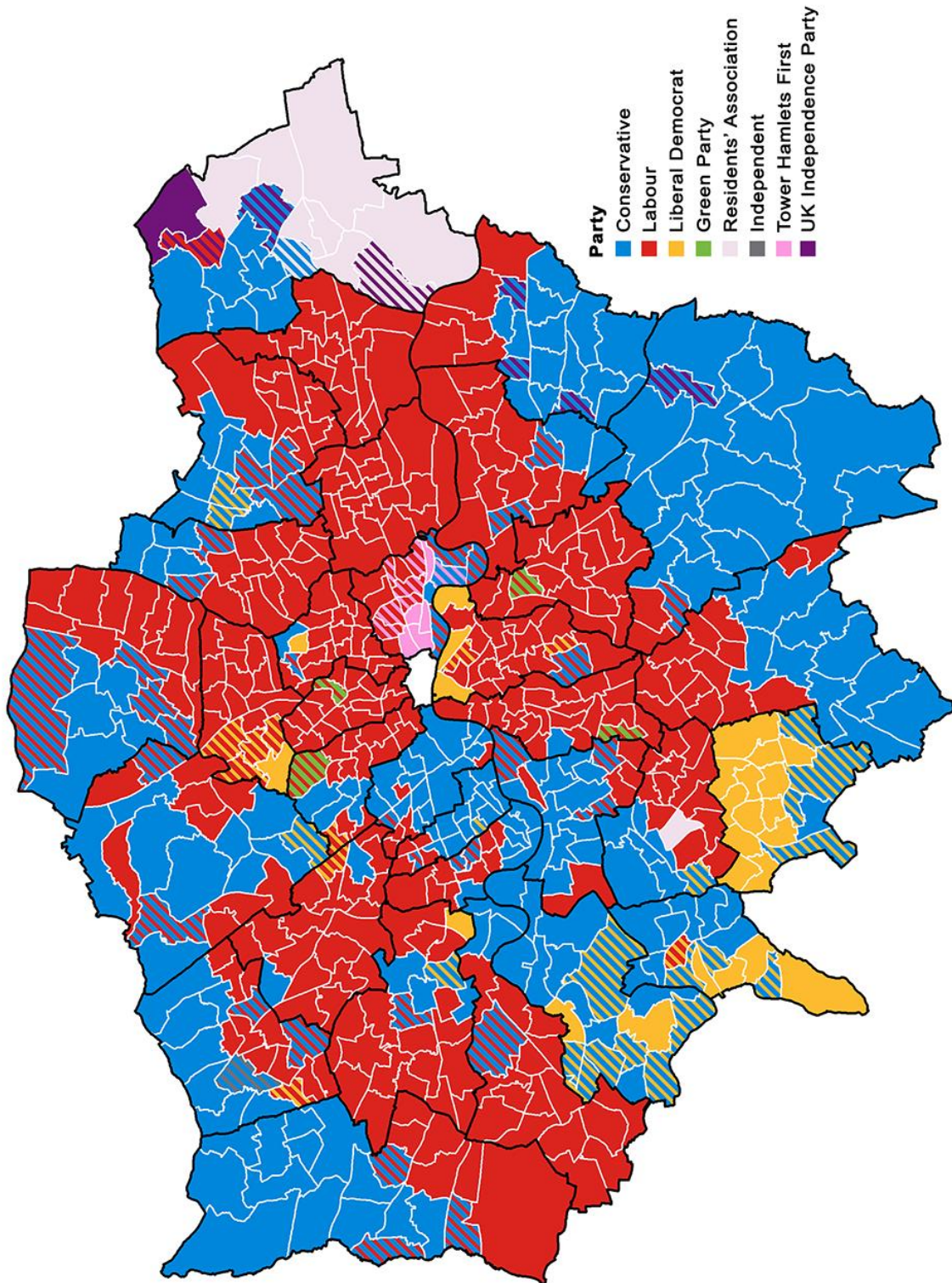
Borough	CON	LAB	LD	GRE	REA	IND	UKIP	Others
Barking and Dagenham	21.9	75.1	0.0	0.9	0.0	1.0	0.0	1.1
Barnet	45.1	38.6	8.7	6.4	0.0	0.4	0.1	0.6
Bexley	49.9	33.7	5.9	1.7	0.0	1.2	5.7	1.9
Brent	21.9	58.7	11.4	5.7	0.0	1.0	0.3	1.0
Bromley	45.4	24.0	13.7	11.3	0.0	2.0	2.9	0.6
Camden	21.1	48.9	16.8	11.6	0.0	1.3	0.2	0.1
Croydon	40.1	44.5	5.8	7.7	0.0	0.6	0.8	0.5
Ealing	23.3	51.3	11.1	10.9	0.0	0.8	0.8	1.8
Enfield	31.1	48.5	7.2	9.7	0.0	1.3	1.2	1.1
Greenwich	22.0	52.2	8.0	12.1	0.0	0.7	0.9	4.1
Hackney	11.3	62.1	8.7	16.8	0.0	0.3	0.0	0.8
Hammersmith and Fulham	33.7	53.4	11.0	1.3	0.0	0.2	0.3	0.0
Haringey	7.7	57.0	23.8	10.3	0.0	0.4	0.0	0.7
Harrow	42.5	43.9	9.0	3.1	0.0	1.1	0.0	0.4
Havering	33.2	18.4	3.3	5.1	28.6	4.9	6.3	0.2
Hillingdon	52.1	36.7	2.3	6.7	0.0	1.5	0.0	0.7
Hounslow	28.0	52.7	9.0	7.7	0.0	1.8	0.0	0.8
Islington	9.5	59.4	12.1	16.1	0.0	0.0	0.4	2.5
Kensington and Chelsea	48.6	32.0	12.5	1.2	0.0	0.2	0.4	5.2
Kingston upon Thames	29.4	11.4	49.7	4.2	4.5	0.2	0.5	0.1
Lambeth	12.5	52.7	11.8	18.5	0.0	1.0	0.3	3.1
Lewisham	12.3	53.3	10.6	18.4	0.0	0.5	0.5	4.5
Merton	29.9	44.6	13.9	6.8	3.1	0.4	0.7	0.4
Newham	13.5	68.0	6.0	6.7	0.0	1.3	0.4	4.1
Redbridge	34.2	55.9	5.1	2.7	0.0	1.3	0.0	0.8
Richmond upon Thames	32.2	8.9	45.2	11.6	0.0	0.7	0.6	0.9
Southwark	10.4	52.9	21.5	12.1	0.0	0.8	0.4	1.9
Sutton	35.2	17.2	37.6	4.3	0.0	3.2	2.3	0.2
Tower Hamlets	10.2	43.9	8.5	8.2	0.0	0.8	0.0	28.5
Waltham Forest	21.2	51.3	10.0	13.3	0.0	0.5	0.0	3.6
Wandsworth	38.4	38.7	7.7	8.6	0.0	3.9	0.2	2.5
Westminster	42.3	40.3	9.0	5.9	0.0	0.3	0.0	2.2
Inner London	19.9	51.1	12.1	10.9	0.0	1.0	0.2	4.7
Outer London	34.3	40.0	13.0	7.4	1.8	1.3	1.2	1.1
London	29.0	44.1	12.7	8.7	1.1	1.2	0.8	2.4

Note: Party abbreviations can be found on page xiv

Elected Candidates by Ward, 2018

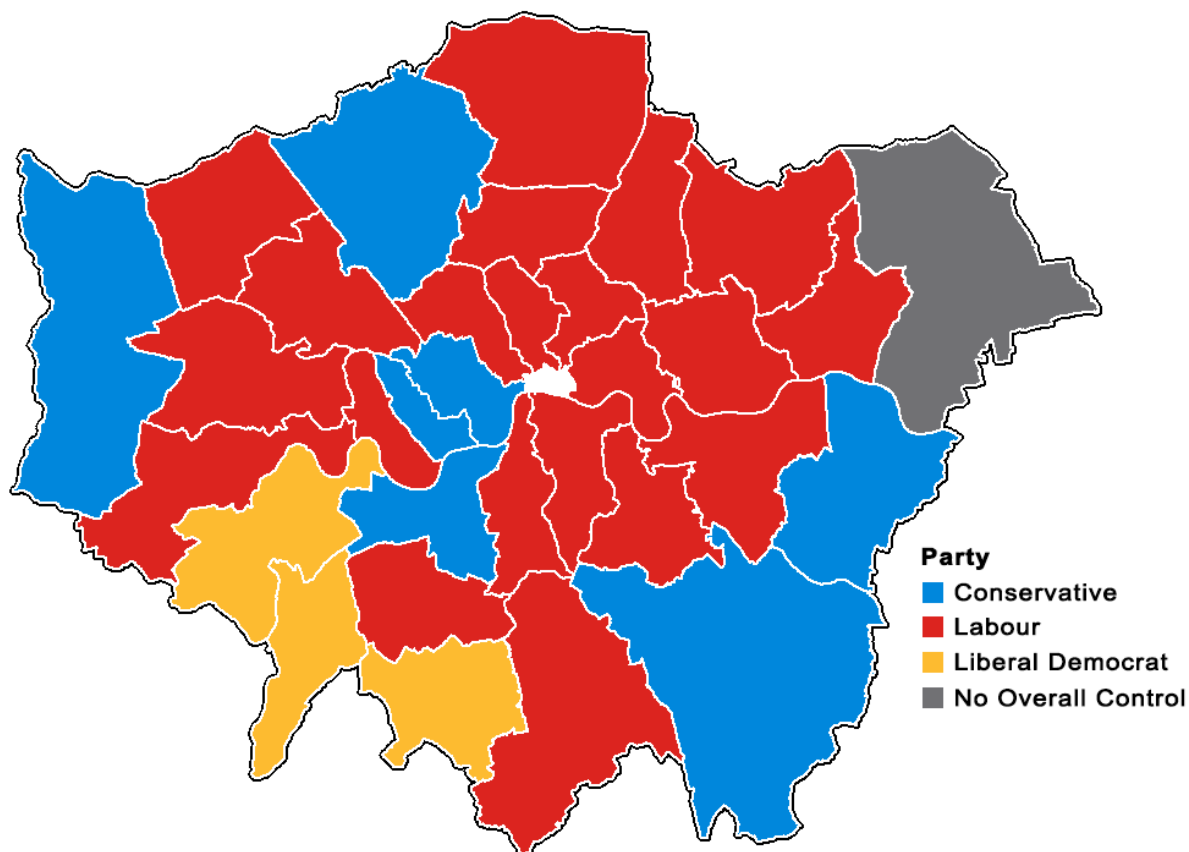


Elected Candidates by Ward, 2014



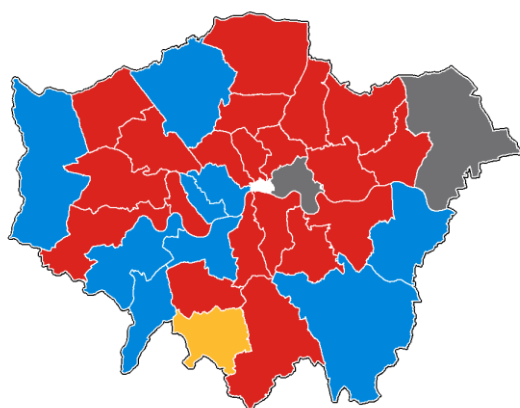
Political Control

2018

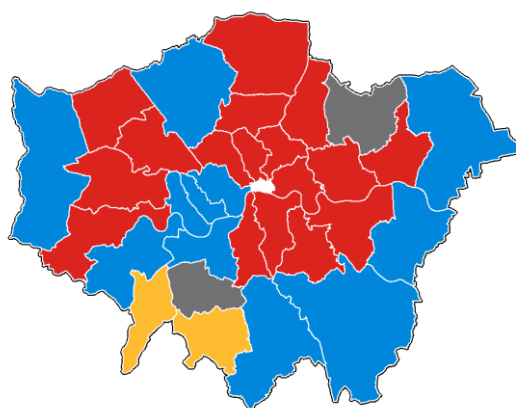


Note: Hackney, Lewisham, Newham, and Tower Hamlets all elected mayors representing the Labour party, in addition to the seats represented on the map above.

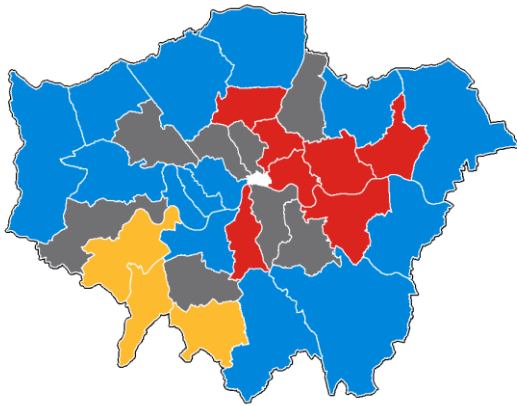
2014



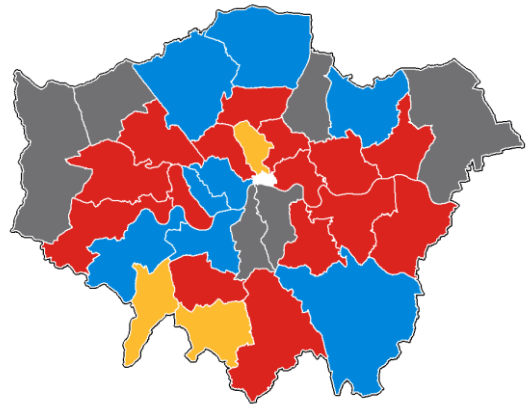
2010



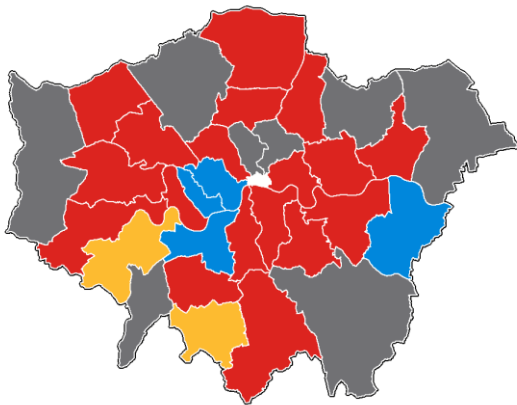
2006



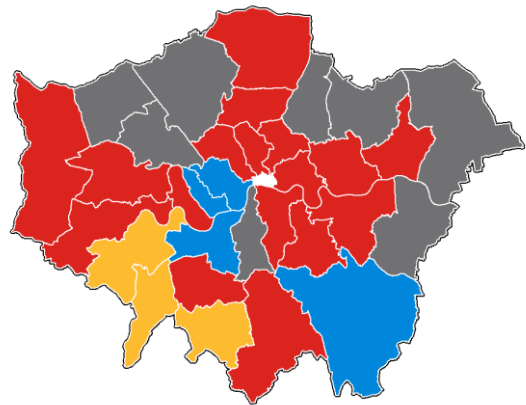
2002



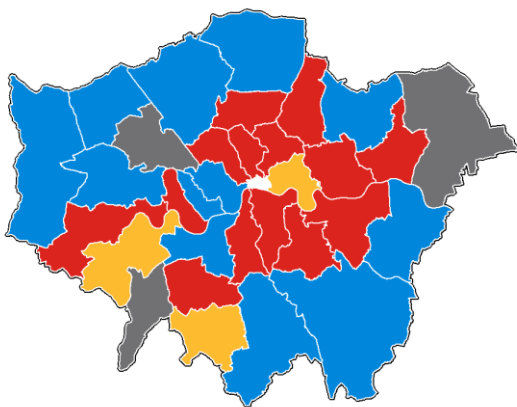
1998



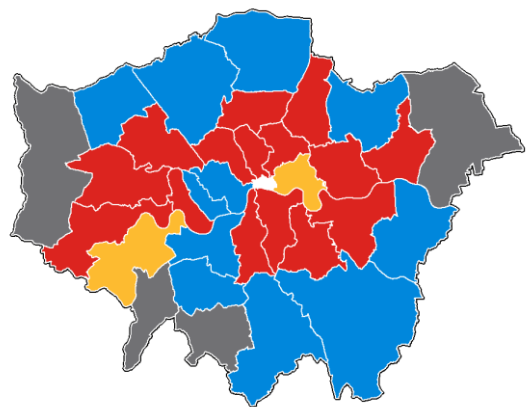
1994



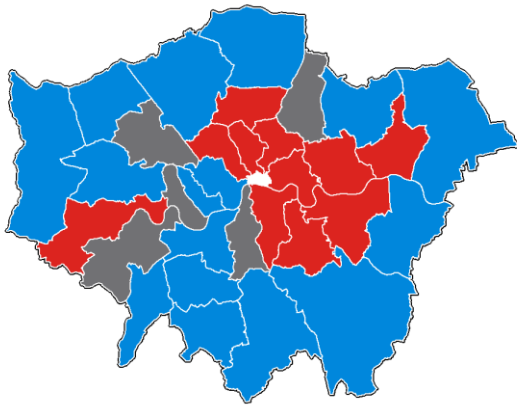
1990



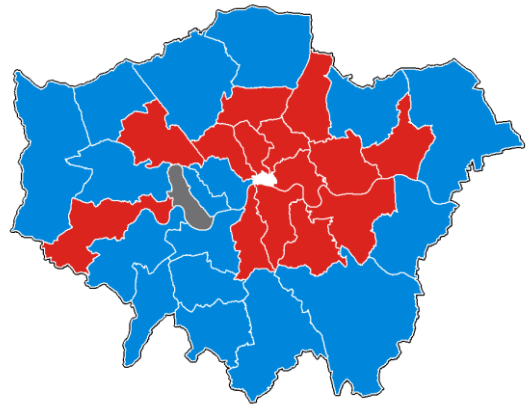
1986



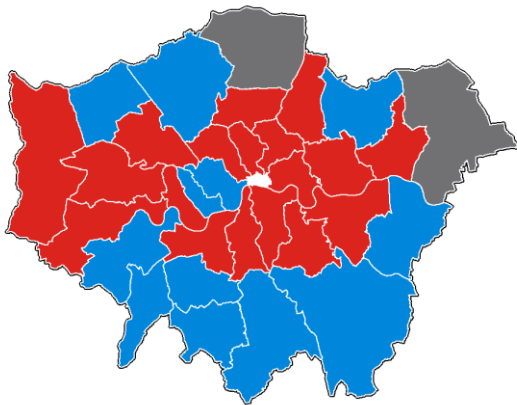
1982



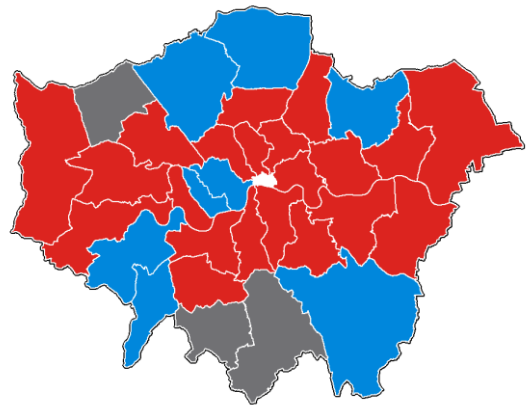
1978



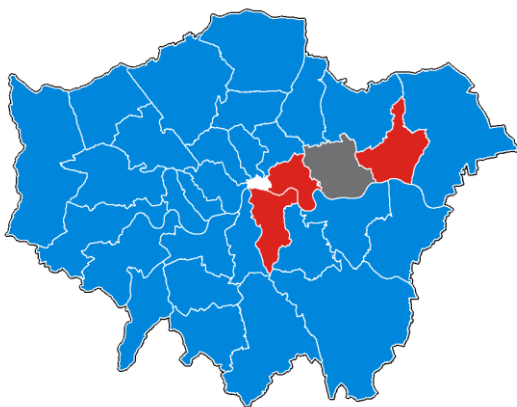
1974



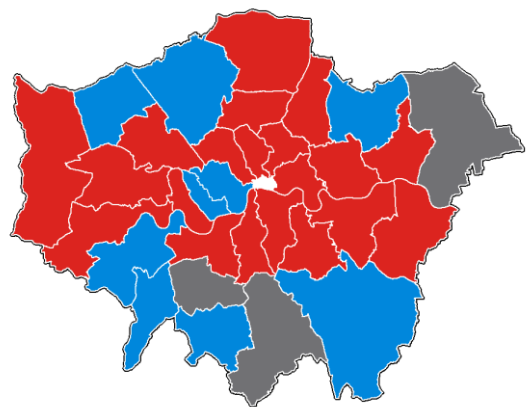
1971



1968



1964



Summary of election facts and figures, 2018

	2018	2014	2010	2006	2002
Total number of candidates	6,554	6,951	6,828	6,391	6,119
Total number of seats	1,833	1,851	1,861	1,861	1,861
Total number of seats contested	1,833	1,851	1,861	1,861	1,858
Average number of candidates per seat	3.58	3.76	3.67	3.43	3.29
Total electorate	5,962,160	5,878,824	5,689,223	5,340,657	5,209,247
Number voting	2,315,166	2,284,882	3,524,644	2,023,235	1,653,654
Percentage voting	38.8	38.9	62.0	37.9	31.8
Ballot papers included in the count					
Number at polling stations	1,722,464	1,754,441	2,945,840	1,660,380	1,375,012
Number of postal votes	592,702	530,441	578,804	369,859	278,642
Total number of rejected ballot papers					
Lacking the official mark	82	201	64	303	169
Voting for more candidates than entitled	2,746	3,020	3,874	2,501	1,315
Marked so that voter could be identified	374	164	756	334	179
Unmarked or wholly void	4,978	9,678	16,869	8,586	3,807
Total rejected in whole	8,158	13,208	22,371	11,680	5,782
Total number of valid ballot papers	2,307,008	2,271,723	3,502,273	2,011,555	1,647,872

In 2010 there was no breakdown of rejections in Hackney. In 2002, one ward was uncontested. Additionally, there were no rejected ballot papers recorded in Newham, and no breakdown of rejections in Barking and Dagenham.

Number of councillors elected in London, 1964-2018

	CON	LAB	LD	Other	Total
3.5.18	511	1,123	154	45	1,833
22.5.14	612	1,060	116	63	1,851
6.5.10	717	875	246	23	1,861
4.5.06	785	684	317	75	1,861
2.5.02	653	866	309	33	1,861
7.5.98	538	1,050	301	28	1,917
5.5.94	519	1,044	323	31	1,917
3.5.90	731	925	229	29	1,914
8.5.86	685	957	249	23	1,914
6.5.82	980	781	124	29	1,914
4.5.78	960	882	30	36	1,908
4.5.74	713	1,090	27	37	1,867
13.5.71	597	1,221	9	36	1,863
9.5.68	1,438	350	10	65	1,863
7.5.64	668	1,112	13	66	1,859

% share of the poll in London, 1968-2018

	% poll	CON	LAB	LD	Other
3.5.18	38.8	29.0	44.1	12.7	14.2
22.5.14	38.9	26.1	37.4	10.2	26.3
6.5.10	62.0	32.0	32.6	22.0	13.4
4.5.06	37.9	35.1	27.6	20.3	17.0
2.5.02	31.8	34.4	33.8	20.3	11.6
7.5.98	34.7	32.3	40.5	20.6	6.6
5.5.94	46.1	31.3	41.5	21.8	5.4
3.5.90	48.1	37.8	38.3	14.1	9.7
8.5.86	45.4	35.8	37.4	23.8	3.1
6.5.82	43.8	43.0	30.4	24.6	2.0
4.5.78	42.9	49.6	39.6	6.4	4.4
4.5.74	36.3	41.7	42.9	12.3	3.1
13.5.71	38.7	39.4	53.1	4.2	3.3
9.5.68	35.8	60.1	28.3	7.2	4.4

Numbers of candidates and votes by borough

Borough	Number of candidates					Number of votes				
	CON	LAB	LD	Others	Total	CON	LAB	LD	Others	Total
Barking & D.	51	51	0	4	106	24,206	83,035	0	1,093	108,334
Barnet	63	63	63	31	220	146,198	125,615	28,365	11,327	311,505
Bexley	45	45	13	25	128	91,547	60,764	4,529	8,376	165,216
Brent	63	63	52	33	211	51,982	139,086	26,260	9,213	226,541
Bromley	60	60	60	48	228	131,132	69,072	40,188	20,476	260,868
Camden	54	54	54	56	218	35,177	81,438	27,901	17,939	162,455
Croydon	70	70	46	81	267	100,879	118,068	13,894	21,054	253,895
Ealing	69	69	69	51	258	73,674	162,566	35,238	17,744	289,222
Enfield	63	63	28	36	190	80,919	126,230	9,731	13,522	230,402
Greenwich	51	51	50	47	199	45,072	106,910	16,308	22,483	190,773
Hackney	57	57	47	63	224	18,565	105,689	14,513	29,120	167,887
Hammersmith & F.	46	46	46	6	144	48,192	77,407	15,937	932	142,468
Haringey	57	57	57	73	244	15,335	112,980	47,137	21,594	197,046
Harrow	63	63	28	10	164	94,902	98,148	13,399	4,054	210,503
Havering	54	54	17	82	207	75,088	41,586	3,128	82,509	202,311
Hillingdon	65	65	13	45	188	116,359	82,520	3,290	12,294	214,463
Hounslow	60	60	46	68	234	57,285	107,713	15,936	17,849	198,783
Islington	48	48	48	54	198	16,414	102,352	20,785	29,384	168,935
Kensington & C.	50	50	46	24	170	52,209	33,271	12,518	3,206	101,204
Kingston upon T.	48	48	48	46	190	49,226	19,079	83,136	9,441	160,882
Lambeth	63	63	63	84	273	29,543	124,141	27,892	46,625	228,201
Lewisham	54	54	54	49	211	27,752	120,263	23,935	27,675	199,625
Merton	60	60	60	28	208	56,223	83,890	26,158	12,424	178,695
Newham	60	60	14	47	181	28,976	145,879	6,847	13,351	195,053
Redbridge	63	63	15	16	157	77,055	127,484	8,110	5,714	218,363
Richmond upon T.	54	54	48	14	170	78,431	21,732	97,498	11,160	208,821
Southwark	63	63	63	63	252	19,800	106,298	43,809	23,027	192,934
Sutton	54	54	54	52	214	64,945	31,753	69,320	12,807	178,825
Tower Hamlets	45	45	45	124	259	17,106	79,552	14,899	61,057	172,614
Waltham Forest	60	60	51	45	216	47,608	115,189	20,453	14,909	198,159
Wandsworth	60	60	60	47	227	121,295	122,140	24,387	19,984	287,806
Westminster	60	60	60	18	198	65,512	62,409	13,982	4,370	146,291
London	1,833	1,833	1,418	1,470	6,554	1,958,607	2,994,259	809,483	606,713	6,369,080

Share of votes by borough

Borough	Votes standardised by number of candidates per ward				Share of poll				% Turnout
	CON	LAB	LD	Others	CON	LAB	LD	Others	
Barking & D.	8,069	27,678	0	1,093	21.9	75.1	0.0	3.0	29.5
Barnet	48,733	41,731	9,383	8,155	45.1	38.6	8.7	7.6	43.7
Bexley	33,358	22,491	3,917	7,055	49.9	33.7	5.9	10.6	37.5
Brent	17,327	46,362	8,992	6,340	21.9	58.7	11.4	8.0	36.7
Bromley	45,971	24,350	13,923	17,013	45.4	24.0	13.7	16.8	40.0
Camden	11,726	27,146	9,300	7,321	21.1	48.9	16.8	13.2	37.3
Croydon	39,961	44,381	5,752	9,629	40.1	44.5	5.8	9.7	38.1
Ealing	24,558	54,189	11,746	15,131	23.3	51.3	11.1	14.3	41.3
Enfield	26,973	42,077	6,234	11,556	31.1	48.5	7.2	13.3	38.2
Greenwich	15,024	35,637	5,480	12,192	22.0	52.2	8.0	17.8	36.1
Hackney	6,907	37,841	5,304	10,903	11.3	62.1	8.7	17.9	37.0
Hammersmith & F.	16,709	26,472	5,470	876	33.7	53.4	11.0	1.8	39.4
Haringey	5,112	37,660	15,712	7,573	7.7	57.0	23.8	11.5	38.8
Harrow	31,634	32,716	6,692	3,433	42.5	43.9	9.0	4.6	41.0
Havering	25,029	13,862	2,453	34,116	33.2	18.4	3.3	45.2	36.8
Hillingdon	39,207	27,600	1,741	6,674	52.1	36.7	2.3	8.9	38.3
Hounslow	19,095	35,904	6,147	7,000	28.0	52.7	9.0	10.3	36.6
Islington	5,471	34,117	6,928	10,899	9.5	59.4	12.1	19.0	38.4
Kensington & C.	18,354	12,072	4,706	2,617	48.6	32.0	12.5	6.9	39.7
Kingston upon T.	16,409	6,360	27,712	5,289	29.4	11.4	49.7	9.5	47.3
Lambeth	9,848	41,380	9,297	18,007	12.5	52.7	11.8	22.9	34.3
Lewisham	9,251	40,088	7,978	17,956	12.3	53.3	10.6	23.9	37.3
Merton	18,741	27,963	8,719	7,210	29.9	44.6	13.9	11.5	41.1
Newham	9,659	48,626	4,282	8,951	13.5	68.0	6.0	12.5	35.8
Redbridge	26,764	43,763	3,988	3,764	34.2	55.9	5.1	4.8	38.8
Richmond upon T.	26,144	7,244	36,721	11,160	32.2	8.9	45.2	13.7	51.4
Southwark	7,540	38,525	15,664	11,077	10.4	52.9	21.5	15.2	33.6
Sutton	21,648	10,584	23,107	6,164	35.2	17.2	37.6	10.0	41.2
Tower Hamlets	7,638	32,934	6,358	28,162	10.2	43.9	8.5	37.5	41.8
Waltham Forest	15,869	38,396	7,505	13,012	21.2	51.3	10.0	17.4	37.8
Wandsworth	40,432	40,713	8,129	15,955	38.4	38.7	7.7	15.2	43.6
Westminster	21,837	20,803	4,661	4,370	42.3	40.3	9.0	8.5	38.0
London	670,994	1,021,672	294,001	330,649	29.0	44.1	12.7	14.2	38.8

Number of candidates and votes by party

Party	Code	Votes	Candidates	Elected	Votes per candidate
Labour Party	LAB	2,994,259	1,833	1,123	1,634
Conservative Party	CON	1,958,607	1,833	511	1,069
Liberal Democrats	LD	809,483	1,418	154	571
Green Party	GRE	372,768	865	11	431
Residents' Association	REA	73,929	56	25	1,320
Independent	IND	38,082	86	8	443
UK Independence Party (UKIP)	UKIP	29,369	155		189
Aspire	ASP	26,510	45		589
People's Alliance of Tower Hamlets	PATH	19,580	34	1	576
Women's Equality Party	WEP	10,629	18		591
Duma Polska	DP	6,983	47		149
Christian Peoples Alliance	CPA	5,439	32		170
Trade Unionist and Socialist Coalition	TUSC	4,819	36		134
The Plumstead Party	PLM	4,737	9		526
Renew	RNW	3,152	14		225
Advance Together	AT	2,357	14		168
British National Party	BNP	2,329	15		155
Democrats and Veterans Party	DVP	1,558	17		92
Campaign Against Pedestrianisation of Oxford Street	CAPO	1,098	3		366
Herne Hill Community & Libraries Campaign	HHCL	705	1		705
Redbridge Trade Union Party	RTU	623	1		623
Liberal Party	NLP	524	3		175
London Independent Network	LIND	259	1		259
Alliance for Green Socialism	AGS	209	1		209
Official Monster Raving Loony Party	MRLP	188	2		94
The For Britain Movement	FBM	142	1		142
Pirate Party UK	PP	127	1		127
Unity in Action	UIA	122	2		61
Socialist Party	SP	107	3		36
National Front	NF	99	2		50
English Democrats	ED	87	2		44
Federalist Party	FED	70	2		35
Libertarian Party UK	LIBT	60	1		60
Communist League	COM	52	1		52
Total		6,369,080	6,554	1,833	972

In addition, the following codes appear in mayoral and by-elections:

RED	Red - Flag Anti-Corruption	APP	All People's Party
AWP	Animal Welfare Party	SGB	The Socialist Party of Great Britain
OL	One Love Party	SN	Something New
LPBP	Lewisham People Before Profit	SDP	Social Democratic Party
IFE	Independence from Europe	BNTW	Baker Street: No Two Ways

Turnout

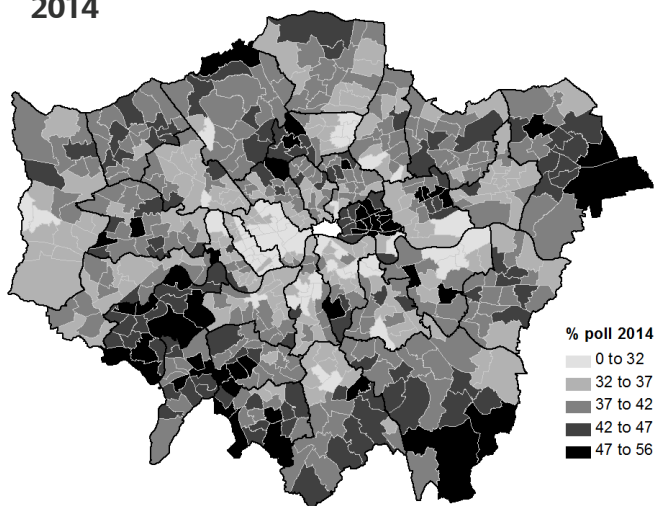
The turnout of voters across the 32 boroughs as a whole was 38.8 per cent, a similar level to that seen in 2014 and 2006 but much lower than seen in 2010, when the turnout was given a boost by being held on the same day as the parliamentary general elections. The highest and lowest figures are shown below.

Highest borough	Richmond upon Thames	51.4%
Lowest borough	Barking and Dagenham	29.5%

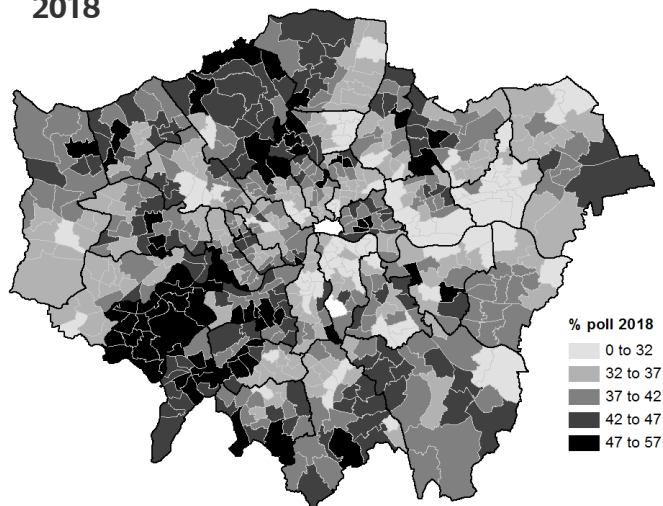
Turnout at ward level varied from 25.5 to 57.2 per cent.

Five highest wards	Dulwich Village	Southwark	57.2%
	East Sheen	Richmond upon Thames	55.2%
	High Barnet	Barnet	55.0%
	Alexandra	Haringey	54.7%
	Coombe Vale	Kingston upon Thames	54.1%
Five lowest wards	Parsloes	Barking and Dagenham	26.0%
	Larkhall	Lambeth	25.8%
	Ferndale	Lambeth	25.7%
	Alibon	Barking and Dagenham	25.6%
	Willesden Green	Brent	25.5%

2014



2018

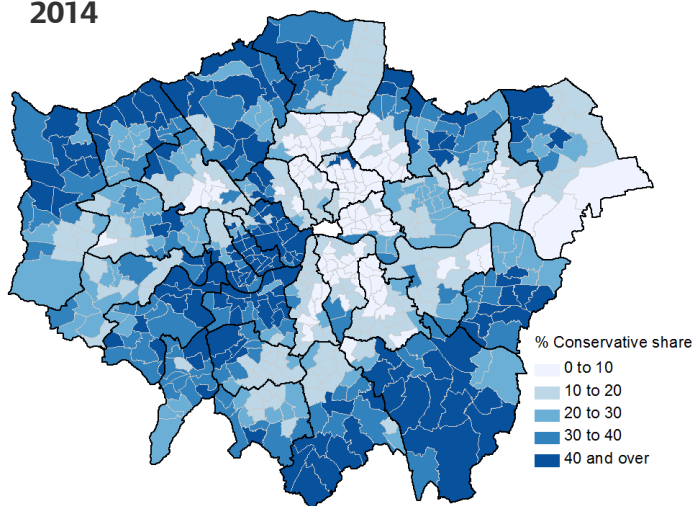


The Conservative Party Vote

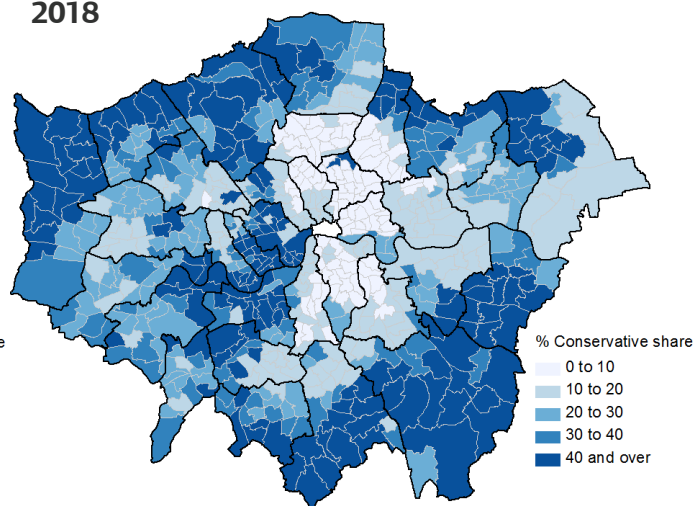
The overall percentage vote for the Conservative Party was 29.0 per cent, up from 26.1 per cent in 2014. The party gained vote share in 18 of the 32 boroughs, making its biggest gains in Hillingdon (up 16.1 percentage points to 52.1 per cent). Of the 14 boroughs where the Conservatives experienced a fall in vote share, the majority were inner and south west London boroughs. The largest fall in vote share was seen in Newham which fell by 8.7 percentage points to 13.5 per cent.

Highest borough Conservative vote	Hillingdon	52.1%	
Lowest borough Conservative vote	Haringey	7.7%	
Five highest wards	Knightsbridge & Belgravia	Westminster	81.0%
	Eastcote & East Ruislip	Hillingdon	74.1%
	Royal Hospital	Kensington and Chelsea	72.8%
	Darwin	Bromley	72.8%
	Ickenham	Hillingdon	72.2%
Five lowest wards	Bromley North	Tower Hamlets	4.2%
	St. Peter's	Tower Hamlets	4.2%
	London Bridge & West Bermondsey	Southwark	4.0%
	Dalston	Hackney	4.0%
	Cazenove	Hackney	3.8%

2014



2018

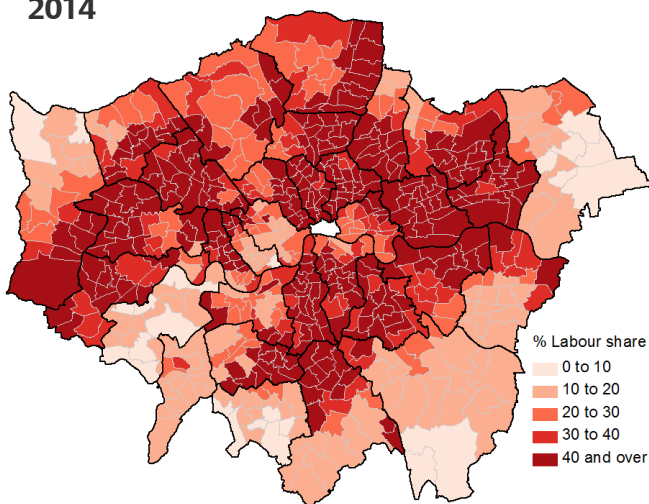


The Labour Party Vote

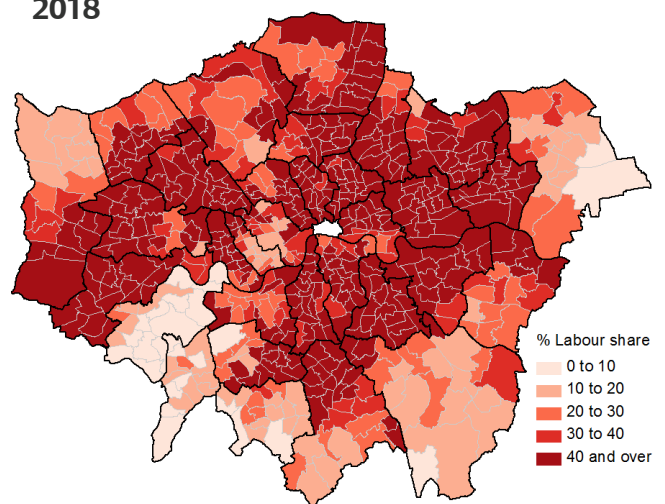
The overall percentage vote for the Labour Party was 44.1 per cent, up from 37.4 per cent in 2014. The party gained vote share in all the boroughs apart from Richmond and Kingston (down 2.1 and 3.7 percentage points respectively). Most significantly, Labour’s vote share in Barking and Dagenham rose by 24.0 percentage points to 75.1 per cent. Almost half of the boroughs (15 out of 32) returned more than half of the vote share for Labour.

Highest borough	Barking and Dagenham	75.1%	
Lowest borough	Richmond upon Thames	8.9%	
Five highest wards	Stonebridge	Brent	89.0%
	Little Ilford	Newham	88.4%
	Abbey	Barking and Dagenham	85.2%
	Thames	Barking and Dagenham	84.6%
	Green Street East	Newham	83.9%
Five lowest wards	East Sheen	Richmond upon Thames	5.7%
	Hampton Wick	Richmond upon Thames	5.4%
	Kew	Richmond upon Thames	5.2%
	Ham, Petersham & R. Riverside	Richmond upon Thames	5.2%
	Barnes	Richmond upon Thames	4.0%

2014



2018



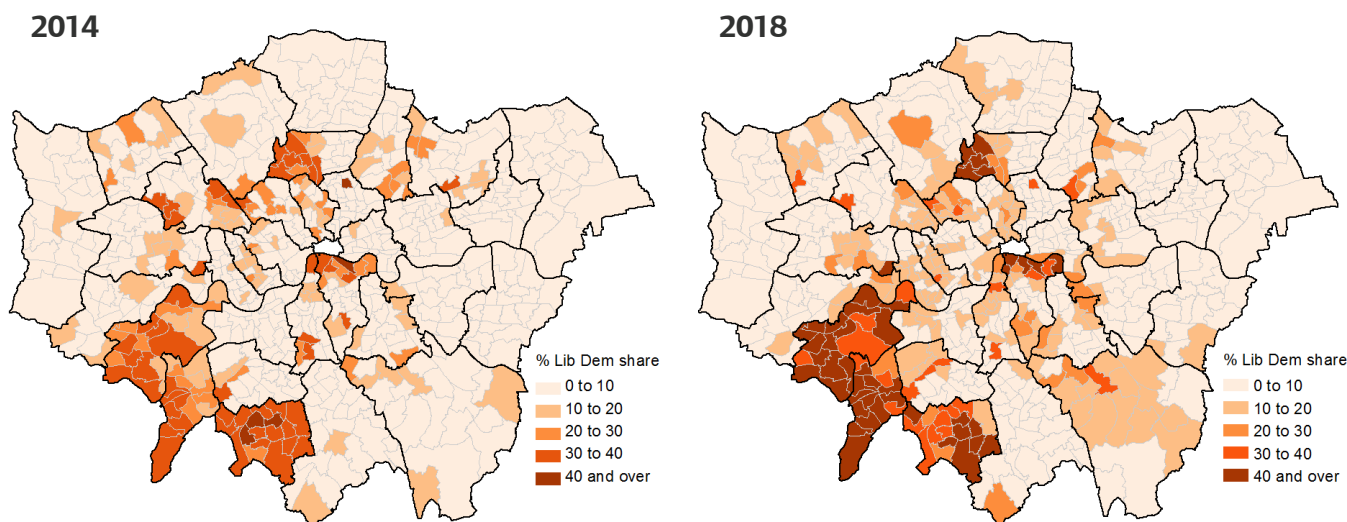
The Liberal Democrat Party Vote

The overall percentage vote for the Liberal Democrat party was 12.7 per cent, up from 10.2 per cent in 2014. The party gained vote share in 25 of the 32 boroughs. The majority of gains were between 0.5 and 4.9 percentage points, however in Kingston and Richmond the party saw a rise in vote share of 23.3 and 17.2 percentage points respectively. The largest fall in vote share was seen in Redbridge which fell by 5.7 percentage points to 5.1 per cent.

Highest borough		Kingston upon Thames	49.7%
Lowest borough ¹		Hillingdon	2.3%
Five highest wards	Tolworth & Hook Rise	Kingston upon Thames	62.8%
	Surbiton Hill	Kingston upon Thames	61.1%
	Teddington	Richmond upon Thames	60.1%
	St. Mark's	Kingston upon Thames	59.0%
	St. Margaret's & North Twickenham	Richmond upon Thames	57.5%
Five lowest wards ²	Hacton	Havering	2.3%
	Stamford Hill West	Hackney	2.3%
	Emerson Park	Havering	2.1%
	Hylands	Havering	2.0%
	Elm Park	Havering	2.0%

¹ No Liberal Democrat candidate stood in Barking and Dagenham

² In 85 wards, no Liberal Democrat candidate stood

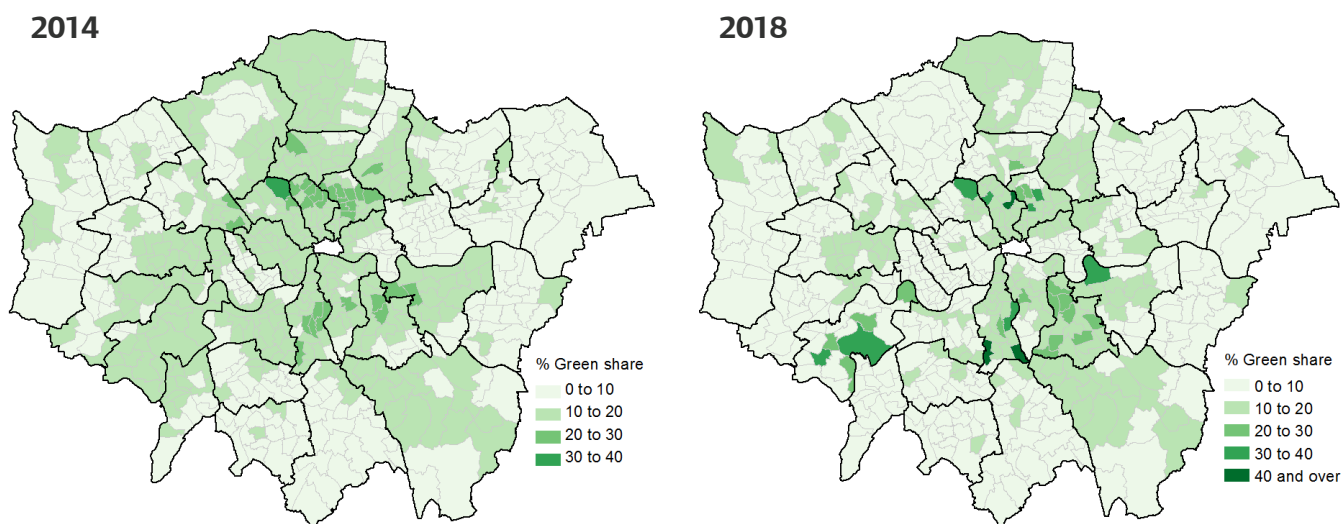


The Green Party Vote

The overall percentage vote for the Green party was 8.7 per cent, down from 9.8 per cent in 2014. The party had more than 10 per cent of the share in 12 boroughs but failed to break 20 per cent in any of these. The Green Party's highest vote share was in Lambeth at 18.5 per cent, closely followed by Lewisham at 18.4 per cent. While the party won five seats in Lambeth, they failed to convert their Lewisham vote share into seats, with Labour winning every seat available.

Highest borough	Lambeth	18.5%	
Lowest borough	Barking and Dagenham	0.9%	
Five highest wards	St. Leonard's	Lambeth	48.4%
	Gipsy Hill	Lambeth	43.6%
	Highbury East	Islington	41.4%
	Herne Hill	Lambeth	38.5%
	Highgate	Camden	38.2%
Five lowest wards ¹	Southall Green	Ealing	4.0%
	Elm Park	Havering	3.8%
	South Hornchurch	Havering	3.7%
	Old Coulsdon	Croydon	3.5%
	Lower Edmonton	Enfield	2.3%

¹ In 167 wards, no Green candidate stood



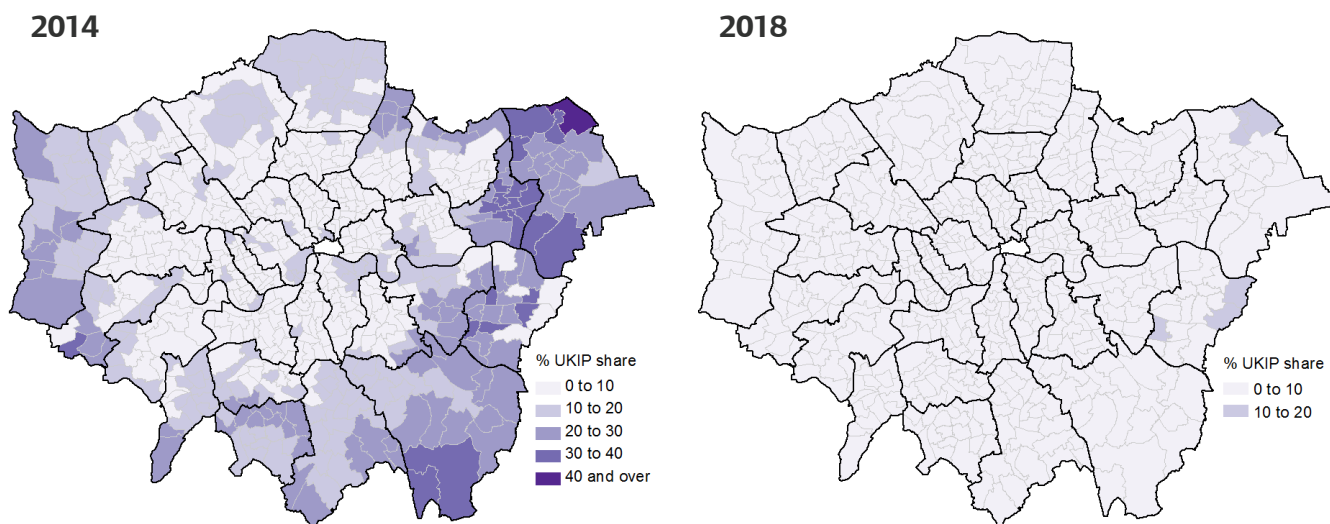
The UK Independence Party Vote

The overall percentage vote for UKIP was 0.8 per cent, down from 10.0 per cent in 2014. This was largely driven by a fall in the number of UKIP candidates standing for election (289 fewer wards had a UKIP candidate standing for election compared to 2014). The party achieved over 5 per cent of the vote share in Havering and Bexley (6.3 and 5.7 per cent respectively) however these were still significantly lower than the respective figures for 2014 (28.4 and 23.4 per cent).

Highest borough		Havering	6.3%
Lowest borough ¹		Barnet	0.1%
Five highest wards	Heaton	Havering	12.9%
	Slade Green & Northend	Bexley	12.2%
	Gooshays	Havering	12.1%
	Crayford	Bexley	11.2%
	Blackfen & Lamorbey	Bexley	11.0%
Five lowest wards ²	Earl's Court	Kensington and Chelsea	1.5%
	Southfields	Wandsworth	1.2%
	Gipsy Hill	Lambeth	0.9%
	Trinity	Merton	0.8%
	Nightingale	Wandsworth	0.8%

¹ In 10 boroughs, no UKIP candidate stood

² In 533 wards, no UKIP candidate stood



COMMENTARY

by Professor Tony Travers

London School of Economics & Political Science

The 2018 London borough elections took place against the backdrop of remarkable political uncertainty at the national level. All the major political parties were experiencing a degree of turmoil, generated partly by the consequences of the UK's 2016 vote to leave the European Union and also as a result of the unexpected 2017 general election. The latter had resulted in a minority Conservative government having to initiate the complex process of Brexit. Political turbulence also derived from challenges by a number of MPs to their national party leaderships and from the changed nature of individual party memberships.

The Conservatives, Labour and the Liberal Democrats all increased their vote share in 2018, as compared to 2014. This had also been true in the 2017 general election. Labour saw their share rise a significant 6.7 percentage points from 37.4 to 44.1 per cent, the Conservatives from 26.1 to 29.0 per cent and the Liberal Democrats from 10.2 to 12.7 per cent. However the number of seats won by each party across the 32 boroughs, 632 wards and 1,833 seats, does not precisely reflect this change in share of vote. Labour won a net 63 additional seats, up from 1,060 to 1,123. Meanwhile the Conservatives, who increased their vote share by 2.9 percentage points, lost a net 101 seats, down from 612 to 511. The Liberal Democrats gained a net 38, up from 116 to 154.

Overall, Labour's total of 1,123 councillors is their second-highest ever. The highest was 1,221, in 1971. The Conservatives' 511 was below their previous lowest total, 519 in 1994, at a time when they had been in power nationally for 15 years. However, there are now 84 fewer seats than in 1994 due to boundary reviews in some boroughs, which makes this comparison potentially misleading. The Liberal Democrats' total of 154 seats was up on the 116 won in 2014, but still well below the numbers won in every single election between 1986 and 2010.

One of the outcomes of the 2017 general election had been a significant increase in the Conservative-plus-Labour vote share. Across Britain, this two-party share jumped from 67.2 per cent in 2015 to 82.3 per cent in 2017. The 2018 London elections followed a similar pattern. The Conservative-plus-Labour vote across London rose to 73.0 per cent in 2018, up from 63.5 per cent in 2014. The 2018 figure was the highest Con+Lab total since 1990, when it reached 76.1 per cent. Only time will tell if the re-emergence of two-party voting (and, indeed, a modest revival in Liberal Democrat fortunes) is a longer-term trend.

The fact that the three major parties all managed to increase their share of the vote in 2018 was possible because the smaller ones all lost vote share, especially UKIP. 2014 had seen the 'Other' parties win 26.3 per cent of the vote, the highest-ever share. But this number fell to 14.3 per cent in 2018. The Greens, with 8.7 per cent of the vote, did best of the smaller parties, though even their vote share fell from 9.8 per cent in 2014. UKIP, which won 10.0 per cent of the London vote in 2014, almost entirely collapsed - no doubt as a result of the Brexit result - and managed only 0.8 per cent in 2018. As in many previous years, residents' associations and Independents did better in Havering than in any other borough.

In terms of geographical strength, Labour's largest vote share was unsurprisingly in east London, notably in Barking and Dagenham at 75.1 per cent, followed by 68.0 per cent in Newham and 62.1 per cent in Hackney. The Conservatives' highest vote share was in outer London: in Hillingdon (52.1

per cent), then Bexley (49.9 per cent) followed, in inner London, by Kensington & Chelsea (48.6 per cent). For the Liberal Democrats, their best vote share was in their traditional south west London heartlands of Kingston (49.7 per cent), followed by Richmond (45.2 per cent) and Sutton (37.6 per cent). The Greens won over 10 per cent of the vote in 12 boroughs, with the highest being 18.5 per cent in Lambeth. UKIP's best performance was 6.3 per cent in Havering, though this was down from 28.4 per cent in 2014.

Not surprisingly, the number of seats won by smaller parties fell from 63 in 2014 to 45 in 2018. 24 of these 45 were elected in Havering. The Greens saw 5 councillors elected in Lambeth (up from one in 2014) out of a total of 11 (up from 4) across London as a whole. UKIP, by contrast, lost all 12 of the seats won in 2014 – in Bexley, Bromley and Havering, all outer boroughs.

In terms of the number of votes, on average, required to win a seat, the table below shows the seats won and votes cast for each of the parties or groupings which won seats in 2018. Labour required fewest votes to win a seat, with residents' associations also delivering an efficient votes-per-seat outcome. Of the parties that won seats in 2018, the Greens enjoyed the least proportionate result, with over 33,000 votes cast for each seat won. These kinds of outcomes are consequence of the 'first-past-the-post' voting system, where the two biggest parties and/or geographically-specific ones tend to have an efficient ratio between votes cast and seats won.

Table 1: Votes per seat won by political parties in the London local elections, 2018

	Seats won	Votes	Votes per seat won
Conservative	511	1,958,607	3,833
Labour	1,123	2,994,259	2,666
Liberal Democrat	154	809,483	5,256
Green	11	372,768	33,888
Residents' Associations	25	73,929	2,957
Independents	8	38,082	4,760
People's Alliance of Tower Hamlets	1	19,580	19,580

Only three of the 32 boroughs changed political control. Labour gained Tower Hamlets from No Overall Control, though the borough already had a directly-elected Labour Mayor. The Liberal Democrats won both Kingston and Richmond from the Conservatives. All other councils remained with the same political control as in 2014. By contrast, in 2014 seven councils changed control. Barnet was technically under Minority Control at the time of the May 2018 poll, following the resignation of a single Conservative councillor during the preceding March. But this proved only a brief interlude, as the Conservatives decisively regained their majority following the election.

Another consequence of the 2018 borough elections was a further move towards a situation where a number of councils have little or no opposition. In Barking & Dagenham, Newham and now Lewisham Labour won all the seats. In Islington, Labour won 47 out of 48 seats, in Tower Hamlets 42 out of 45 and in Brent 60 out of 63. Additionally, in Hackney and Lambeth the opposition won under 10 per cent of the seats held by Labour. For their part, the Conservatives won 50 out of 60 seats in Bromley. Boroughs which remain more marginal between parties (and thus, presumably, more politically plural) include Barnet, Croydon, Harrow, Hillingdon, Kensington & Chelsea, Merton, Richmond, Sutton, Wandsworth and Westminster. Havering, as on several earlier occasions, had a number of parties, residents' associations and independents winning seats. The number of

politically-marginal boroughs appears to be reducing over time. A year earlier, in the 2017 general election, Labour had won a number of very large majorities in London constituencies.

Turnout in 2018 was 38.8 per cent, virtually unchanged as compared to 2014, but higher than in 1998, 2002 and 2006. In 2010, London borough elections coincided with a general election, pushing up turnout to 62.0 per cent. The highest turnout in 2018, 51.4 per cent, was in Richmond, followed by Kingston (47.3 per cent) and Barnet (43.7 per cent). Richmond perennially has a high turnout. The lowest turnout, 29.5 per cent, was in Barking & Dagenham, with Southwark at 33.6 per cent and Lambeth at 34.3 per cent. In Kensington & Chelsea, where the Grenfell Tower fire had occurred in June 2017, turnout increased dramatically from 30.3 per cent in 2014 to 39.7 per cent in 2018.

The vote took place on a Thursday and a number of counts took place overnight, with results declared from about 2:00am on Friday morning. Others began counting and declared later on Friday. London's population is rising and changing and so is its electorate. The number of people voting across the city was 2,315,166, the second-highest number ever in a local election year (apart from 2010, when a general election was held on the same day). In 1990, a year when there was national controversy about local taxation, turnout was high and the number voting in the London boroughs reached 2,389,455.

There were also four mayoral elections: in Hackney, Lewisham, Newham, and Tower Hamlets. All four elected Labour Mayors. More information on the mayoral elections can be found on page xxxiii.

The 2018 London borough elections were the 15th such contest since the boroughs were created in the mid-1960s. Four have never changed control. The Conservatives have always won Kensington & Chelsea and Westminster, while Labour have always held Barking & Dagenham and Newham.

For the first 30 or so years since the first borough elections in 1964, London generally produced party vote shares which were similar to those for Britain as a whole. Over time, the Conservatives, Labour and the Liberals (recast as the Liberal Democrats in 1989) could expect to do as well or badly in the capital as elsewhere. But since the late 1990s, Labour has begun to win larger votes shares in London than nationally and, latterly, the Conservatives have done less well in London than across the country.

The table below shows the vote shares in London and across Great Britain in 2018. The figures for the country as a whole are called the 'national equivalent vote share', which take account of the varying number and pattern of elections in a particular year and adjusts them to be nationally representative). They are produced by Professors Colin Rallings and Michael Thrasher and are taken from the House of Commons Library paper Local Elections 2018. Figures are rounded.

Table 2: Party vote shares in London and Great Britain, 2018

	Con	Lab	LD	Others
National vote %	37	36	14	13
London vote %	29	44	13	14

The Conservatives' vote in the London borough elections was significantly below their national performance, while Labour's was well above. This difference has grown particularly since 2014 when both Labour's share (above) and the Conservatives' share (below) was closer to the national one. Of course, outside London the opposite is true, with the Conservatives doing relatively better and Labour relatively worse. London is, as in a number of other ways, diverging from national trends.

Borough by borough summary

Labour won every seat in **Barking and Dagenham** (Lab hold) for the third election in succession. UKIP's vote fell from 27.9 per cent in 2014 to zero in 2018 (though no candidates were fielded in this most recent election). Labour's vote share rose from 51.1 per cent to 75.1 per cent and the Conservatives from 9.4 per cent to 21.9 per cent. Labour appear to have gained a larger share of the former UKIP vote than the Conservatives. Indeed, Labour's vote share in the borough was the largest since the highest-ever in 1971 (81.7 per cent). There were no British National Party (BNP) candidates in a borough where the party had won 12 seats in 2006. At 97 per cent, the Labour-plus-Conservative share of the vote was the highest-ever in the borough, the highest in London in 2018 and reminiscent of British voting in the 1950s. The Liberal Democrats stood no candidates and thus their vote share, zero, was the lowest for the party in any borough in 2018.

Barnet (Con hold) was considered a key marginal borough during the 2018 elections, with the Conservatives being only in minority control at the time of the election. It appears that the national political controversy involving the Labour party and accusations of anti-Semitism became politically-salient in Barnet, which has the country's largest proportion of Jewish voters. In fact, Labour's vote increased from 36.7 per cent to 38.6 per cent. However, the Conservatives' vote rose from 38.6 per cent to 45.1 per cent, leading to a gain of six seats compared to 2014. Thus the Conservatives moved from a majority of one in 2014 to 13 in the 2018 elections, winning a key seat in Hale ward and all three seats in West Hendon. The Liberal Democrats lost the one seat they took in 2014, in Childs Hill, meaning that they have no representation on the council for the first time since 1986.

In **Bexley** (Con hold), where (as a result of ward and boundary changes) the total number of councillors fell from 63 in 2014 to 45 in 2018, the Conservatives' vote share increased from 37.6 per cent to 49.9 per cent, the highest since 1982. Labour's share rose from 25.3 per cent to 33.7 per cent. This change represented a swing of votes from Labour to the Conservatives and continued a longer-term relative shift from the former to the latter. The UKIP vote in 2014 was 23.4 per cent, falling to 5.7 per cent in 2018. The 2018 UKIP vote share was the second-highest in London.

Labour further consolidated its control of **Brent** (Lab hold), gaining four more seats from its 2014 position. The party now holds 60 out of 63 seats, with the Conservatives down to 3. Labour won all three seats from the Conservatives in Brondesbury Park and one from the Liberal Democrats (the party's only seat as of 2014) in Mapesbury. Labour's vote share was 58.7 per cent, the highest ever in the borough, while the Conservatives won 21.9 per cent, up slightly on 2014, but well below shares of over 40 per cent won as recently as the 1990s. The borough has moved from a three-way split of seats between the Liberal Democrats, Labour and the Conservatives with no overall control as recently as 2006 to the 2018 position where there are virtually no opposition councillors.

Bromley (Con hold) saw both the Conservatives and Labour increase their vote share. Labour's went up from 17.6 per cent in 2014 to 24.0 per cent in 2018, while the Conservatives' share rose from 39.6 per cent to 45.4 per cent. Overall, there was a small swing from the Conservatives to Labour, resulting in Labour gaining one seat (in Clock House ward), though the Conservatives gained two from UKIP in Cray Valley. However, the Conservatives also lost two to Independents (former Conservative councillors) in Biggin Hill. But the Conservatives remained dominant, holding 50 out of 60 seats. UKIP's vote share dropped from 20.2 per cent in 2014 to 2.9 per cent in 2018, contributing most of the gains enjoyed by the major parties.

Labour gained three additional seats in **Camden** (Lab hold), with the Liberal Democrats gaining two and the Conservatives losing five. Labour's gains were from the Conservatives in Swiss Cottage and from an independent in West Hampstead, while the Liberal Democrats won seats in Belsize.

Labour's vote share rose 4.5 per cent, with the Liberal Democrats up 2.6 per cent and the Conservatives down 0.6 per cent. The Greens won 11.6 per cent of the vote, down from 15.2 per cent in 2014. Labour clearly benefited from the split nature of the opposition vote and won 43 out of 54 seats, their largest total since 1998. It is only just over 12 years ago that this was run by a Conservative-Liberal Democrat coalition.

In **Croydon** (Lab hold), the Labour-plus-Conservative vote share reached 84.6 per cent in 2018, up from 69.4 per cent in 2014 and the highest since 1998. The borough has long been a key marginal between the two parties, with Labour dominant in the north, the Conservative in the south and the centre being the main battleground, though in 2014 UKIP won 15.4 per cent. In 2018 the latter's vote share dropped to a mere 0.8 per cent. Labour won 41 seats and the Conservatives 29, with respective vote shares of 44.5 per cent and 40.1 per cent, suggesting politics is still highly-competitive in the borough. The Labour share was up 8.5 per cent and the Conservatives' up 6.5 per cent, suggesting that ex-UKIP votes were spread relatively evenly between the two parties. The 2018 election was fought on new ward boundaries, so individual ward change comparisons are impossible.

Ealing (Lab hold), which for many years was seen as a bellwether for changing shifts of political fortunes at both a London-wide and national level, saw Labour winning 57 out of 69 seats, the party's largest-ever majority (45) on the council. This was only just smaller than the Conservatives' 46 majority (albeit with a smaller overall number of councillors at the time) in 1968. Labour won seats in Cleveland, Ealing Common and Northfield wards. Labour's vote share rose from 48.0 per cent in 2014 to 51.3 per cent, while the Conservatives share fell from 24.5 per cent to 23.3 per cent, the lowest-ever for the party in the borough. The Liberal Democrats share rose from 8.8 per cent in 2014 to 11.1 per cent in 2018, though this latter figure was still well short of those reached, except in 1990, between 1982 and 2010.

Labour, the Conservatives and the Liberal Democrats all increased their vote share in **Enfield** in 2018. Labour were up from 41.7 per cent to 48.5 per cent (up 6.8); the Conservatives increased from 26.0 per cent to 31.1 per cent (up 5.1) and the Liberal Democrats from 2.9 per cent to 7.2 per cent (up 4.3). The losers were UKIP, and to a lesser extent the Greens. UKIP's vote share dropped from 11.6 per cent in 2014 to 1.2 per cent in 2018, while the Greens dropped from 11.9 per cent to 9.7 per cent. Labour's vote share was the party's highest-ever in the borough, while the Conservatives' was the second-lowest ever (the lowest was in 2014). Labour's majority of 29 (46 Labour to 17 Conservatives) in 2018 was up from 19 in 2014. Labour gained seats in Chase, Southgate and Winchmore Hill. The Conservatives won a seat in Bush Hill Park from Labour.

Greenwich (Lab hold) was again won by Labour, meaning the party has now been in control continuously since 1971. Labour won 42 out of 51 seats, with the Conservatives winning nine, reducing Labour's majority by two. Only one seat, in Eltham North, changed hands, going from Labour to the Conservatives, even though Labour's overall vote share rose from 42.3 per cent to 52.2 per cent and the Conservatives' share increased from 18.3 per cent to 22.0 per cent, suggesting the Conservatives' vote in 2018 was more efficiently spread than in 2014. Labour's vote share was the highest since the 55.5 per cent won in 1998, though well below the 69.0 per cent won in 1971.

In **Hackney** (Lab hold), the mayoral election was won by Philip Glanville (Labour) who gained 65.9 per cent of the vote, the highest-ever first-preference vote in a Hackney mayoral election. In the council election, Labour won 52 seats (up 2) and the Conservatives five (up 1), while the Liberal Democrats lost the three seats they won in 2014. Labour won seats in Cazenove (from the Liberal Democrats) while the Conservatives won one from Labour in Stamford Hill. Labour's vote share rose from 56.9 per cent in 2014 to 62.1 per cent in 2018, while the Conservatives' share fell from 12.1 per cent to 11.3 per cent. The Liberal Democrats marginally increased their vote share, from 8.1 per cent

in 2014 to 8.7 per cent in 2018. Labour's vote share in 2018 was the highest since 1974, whilst the Conservatives' achieved their lowest-ever share. The Green Party won 16.8 per cent of the vote, one of the highest shares in London and came within a small margin of taking a seat in Dalston.

Hammersmith and Fulham (Lab hold) was won by Labour from the Conservatives in a very high profile campaign in 2014 and retained in 2018. Labour won an additional nine seats in 2018 (up from 26 to 35), while the Conservatives lost nine (down from 20 to 11). Labour won seats from the Conservatives in Addison, Ravenscourt Park, Sands End and Avonmore & Brook Green. The Labour vote share increased significantly, from 41.9 to 53.4, with the Conservatives seeing a decline from 38.1 per cent in 2014 to 33.7 per cent in 2018. Labour's vote share was the highest since 1974, while the Conservatives received their lowest share since 1986. The Liberal Democrats increased their vote share from 8.6 per cent in 2014 to 11.0 per cent in 2018, but won no seats. In theory the borough remains a competitive Labour-Conservative, with any potential longer-term change being tested in 2022.

The election in **Haringey** (Lab hold) had been preceded by significant media coverage of very public disagreements between the 2014-18 Labour leadership and party members about a major development project. Labour won the council, though lost six seats (down from 48 to 42), while the Liberal Democrats won six (up from 9 to 15). The Liberal Democrats won seats in Alexandra, Crouch End, Fortis Green and Muswell Hill in the west of the borough, their traditional heartland. Despite this change in seats won, Labour's vote share rose from 48.1 per cent in 2014 to 57.0 per cent, while the Liberal Democrats' share increased from 19.9 per cent in 2014 to 23.8 per cent in 2018. The Conservatives, who as recently as 1990-94 were the main opposition party, saw their vote fall from 9.5 per cent to 7.7 per cent – the lowest Conservative share in any borough in 2018. Labour's vote share was the highest since the 1971 election.

Harrow (Lab hold) was held by Labour, though it remained a knife-edge marginal – one of the few now left in London. Labour gained one seat (up from 34 to 35) while the Conservatives gained two (up from 26 to 28). The Liberal Democrats lost their sole seat (to Labour in Rayners Lane), as did two Independents. Labour gained a seat in Harrow-on-the-Hill, while the Conservatives took two in Headstone North from Independents, while in Kenton East, the Conservatives won two seats from Labour. Labour's share of the vote rose from 36.0 per cent in 2014 to 43.9 per cent in 2018, while the Conservatives' share increased from 36.5 per cent in 2014 to 42.5 per cent in 2018, implying a fractional swing from the Conservatives to Labour. The Liberal Democrats' votes share actually increased, despite their seat loss.

Of all the boroughs, **Havering** (NOC hold) has the most fragmented voting pattern, with no party winning as much as a third of the total vote and thus no party close to majority control. It was the only NOC council in London in 2018. The Conservatives were the biggest group, with 25 seats, followed by residents' associations who won 22. UKIP lost all those they won in 2014, losing a seat to the Conservatives in Emerson Park, while Labour picked up seats from UKIP in Gooshays and Heaton wards, winning five in total. The Conservatives won one seat from residents' associations in Hylands and one in Saint Andrews. In Hornchurch, Independents gained one from UKIP. The Conservatives won just under a third of the vote (33.2 per cent), up from 23.1 per cent in 2014. Labour's vote share rose from 13.7 per cent in 2014 to 18.4 per cent in 2018. Residents' vote share increased from 25.9 per cent in 2014 to 28.6 per cent in 2018. Of the Residents' 22 seats, eight represented Hornchurch Residents' Association, six were from Upminster & Cranham Residents' Association, three from Harold Wood Hill Park Residents Association, three from the Rainham and Wennington Independent Residents Group and two from the South Hornchurch Independent Residents Group. In addition, there was one representing the Harold Hill Independent Party and one Independent. UKIP, who won 28.4 per cent of the vote in 2014, managed just 6.3 per cent in 2018. These shares were the highest for any borough in each year. UKIP's decline in vote share appears

to have benefited the Conservatives more than Labour. The combined Conservative-plus-Labour vote in 2018, 51.6 per cent, was the third lowest in London.

Hillingdon (Con hold), whose leader in 2018 was the longest-serving in London, saw a Conservative gain of two seats from Labour in a borough some thought could swing to Labour. The Conservatives won 44 seats and Labour 21 with no other party winning seats. Two seats were won by the Conservatives from Labour the Charville ward and one in Uxbridge South, while Labour gained one from the Conservatives in West Drayton. The UKIP vote in 2014 had been 19.1 per cent, though this dropped to zero in 2018 because the party put up no candidates. The Conservative vote share jumped from 36.0 per cent in 2014 to 52.1 per cent in 2018, while Labour's share rose from 27.7 per cent in 2014 to 36.7 per cent in 2018, suggesting that the former UKIP vote moved more to the Conservatives than Labour. The Conservatives' vote share in 2018 was the highest since the 52.7 per cent achieved in 1982.

In **Hounslow** (Lab hold), Labour won 51 out of 60 seats, with the Conservatives winning the other nine. Labour took two seats from the Conservatives in Osterley & Spring Grove, increasing the party's majority from 38 in 2014 to 42 in 2018. Labour's vote share increased from 43.6 per cent in 2014 to 52.7 per cent in 2018, while the Conservatives' share rose from 25.0 per cent in 2014 to 28.0 per cent in 2018. Labour's vote share was the highest since 1994 and the Conservatives' broadly similar to the average since the same year. The Liberal Democrats' share rose from 7.3 per cent in 2014 to 9.0 per cent in 2018, while UKIP's share dropped from 11.0 per cent in 2014 to zero (no candidates) in 2018.

Islington (Lab hold) elected 47 Labour councillors and one Green, as in 2014. In the borough where the Leader of the Opposition has his constituency, Labour's vote share increased from 54.7 per cent in 2014 to 59.4 per cent in 2018, the highest since 1974. The Liberal Democrats, who controlled the borough from 2002 to 2010, won just 12.1 per cent of the vote, behind the Greens on 16.1 per cent. This was the Liberal Democrats' lowest vote share since 1990, though the Greens' share fell compared to 2014 (from 18.8 per cent to 16.1 per cent in 2018). The Conservatives' share of the vote dropped from 9.7 per cent in 2014 to 9.5 per cent in 2018. The latter is actually rather higher than the party's share in 1998 (6.0 per cent) and 2002 (3.9 per cent), but falls well short of the 20 - 30 per cent figures reached in the late 1970s and early 1980s.

The 2018 election in **Kensington and Chelsea** (Con hold) took place in the shadow of the Grenfell Tower fire which had occurred in June 2017, creating a unique political environment with different issues at play than in other boroughs. In the event, the Conservatives, who had held the council continuously since the first borough elections in 1964, won easily, taking 36 out of 50 seats. The Conservatives lost one seat while Labour gained one (in St Helen's ward), with the Liberal Democrats holding their single seat. The Conservatives vote share fell from 52.9 per cent in 2014 to 48.6 in 2018, while Labour's rose from 27.1 per cent to 32.0 per cent, suggesting they gained more votes in Labour held wards. The Liberal Democrats' share increased from 10.4 per cent in 2014 to 12.5 per cent. Given the controversy surrounding the Grenfell Tower fire, the relatively static nature of the election in the Royal Borough could be thought to be remarkable. The Conservative vote share had been lower in 1994, while Labour's was higher in 1971 and 1998.

Kingston upon Thames (Lib Dem gain) produced one of the few major shifts in both seats and vote shares as compared to 2014 across London. The Liberal Democrats increased their seats held from 19 to 39, while the Conservatives fell from 28 to 9 seats. Labour lost the two they had gained in 2014. The Liberal Democrats' vote share rose from 26.4 per cent in 2014 to 49.7 per cent in 2018, a remarkable swing, while the Conservatives' share dropped from 33.9 per cent in 2014 to 29.4 per cent. Labour were squeezed, with their vote share declining from 15.1 per cent in 2014 to 11.4 per cent in 2018. The Liberal Democrats won all the seats from the Conservatives in Alexandra,

Beverley, Canbury and St James wards, and one or two each in Berrylands, Chessington North & Hook, Coombe Vale, Grove and Tudor wards. Labour lost their seats to the Liberal Democrats in Norbiton. This was a 'landslide' change in a year with few such results.

Meanwhile in **Lambeth** (Lab hold), Labour remained dominant, winning 57 out of 63 seats, down two from the 59 the party won in 2014. However, the Greens won four additional seats, taking their total to five and making them the largest opposition party. The Conservatives won just one, compared to three in 2014. Labour took two seats from the Conservatives in Clapham Common, while the Greens took two from Labour in St Leonards, and one each from Labour in Gipsy Hill and Herne Hill. Labour's vote share increased from 50.7 per cent in 2014 to 52.7 per cent in 2018, while the Greens' share rose from 14.9 per cent to 18.5 per cent, giving them (as in 2014, though by a larger margin) the second largest vote share on the council. 18.5 per cent was also the Greens' highest share in any borough in 2018. The only time Labour has had a higher vote share in the borough was in 1971, while the Conservatives' 12.5 per cent was their lowest-ever. The Liberal Democrats' vote share, at 11.8 per cent, was fractionally lower in 2018 than in 2014.

A new mayor, Damien Egan (Labour), was elected in **Lewisham** (Lab hold) following the decision of his long serving predecessor not to stand again. He won 54.3 per cent of the vote (the highest-ever share in a Lewisham mayoral election) and was thus elected on 'first preference' votes alone. On the council, Labour won all 54 seats, taking one from the Greens. Thus, the borough joined two other Labour authorities in London with councillors from only one party. Labour's vote share rose from 43.1 per cent in 2014 to 53.3 per cent in 2018, though this latter figure is lower than in 1964, 1971, 1974, 1990, 1994 and 1998. But in most of those earlier years, the opposition vote was more concentrated, particularly (in the 1960s, 1970s and 1980s) when the Conservatives were stronger, though more recently when the Liberal Democrats had much increased their vote share. In 2014, there was a substantial vote for the 'People Before Profit' party which did not stand candidates in 2018.

In **Merton** (Lab hold), Labour and the Conservatives lost seats, with the Liberal Democrats winning five more than in 2014. In both Abbey and Cannon Hill wards, Labour lost a seat to the Conservatives, while in Dundonald, Trinity and West Barnes the Liberal Democrats picked up seats from the Conservatives. Residents' associations held their three seats in Merton Park. The Labour vote share increased from 43.4 per cent in 2014 to 44.6 per cent in 2018, while the Conservatives' share rose from 27.6 per cent to 29.9 per cent. The Liberal Democrats' vote share increased from 9.6 per cent in 2014 to 13.9 per cent in 2018. The Greens' share of the vote also rose. It appears that almost all of the 2014 UKIP vote was scattered between the other parties as well as some votes moving from one of the larger parties to the others. Labour retained overall control with 34 seats and a majority of 8 over other parties.

Newham (Lab hold) elected a new mayor, Rokhsana Fiaz (Labour), who received 73.4 per cent of the vote which was the highest-ever first-preference vote share in any London mayoral election since the original borough mayoral elections in 2002. In the council election, Newham returned 60 Labour councillors for the third election in a row and the fifth time since 1986. Indeed, only 73 non-Labour councillors (40 of them before 1971) have ever been elected in the borough, as compared to 827 Labour ones. Labour's vote share was 68.0 per cent, the highest ever in Newham. The Conservatives' vote share was 13.5 per cent, down from 22.2 per cent in 2014, though well above lower figures in the 1970s. Stratford and New Town was the most contested ward, with Liberal Democrat and Green candidates polling 1,195 and 1,017 votes respectively, though even here the lowest Labour vote among the three candidates elected was 2,825.

In **Redbridge** (Lab hold), a borough that used to be a marginal borough saw Labour make substantial gains, increasing the number of seats held from 35 in 2014 to 51 (+16) in 2018. The Conservatives lost 13 (down from 25 to 12) and Liberal Democrats three (from three to none). Labour's vote share increased from 41.9 per cent to 55.9 per cent. The Conservatives' share rose from 30.5 per cent in 2014 to 34.2 per cent in 2018. There was thus a 5.1 per cent 'swing' of votes from the Conservatives to Labour which proved sufficient to produce a significant shift of seats from one party to the other. This kind of result shows how the first-past-the-post voting system begins to squeeze even the second-biggest party when the party with the largest vote rises much above 50 per cent. The Liberal Democrats were also squeezed, losing all three of the seats won in 2014 and over half of their 2014 vote share. UKIP won 6.6 per cent of the vote in 2014 but stood no candidates in 2018. Because of boundary changes, ward-by-ward comparisons are difficult.

As compared to 2014, **Richmond** (Lib Dem gain) saw an almost complete reversal of fortunes between the Liberal Democrats and the Conservatives. In 2014, the Conservatives won 39 seats and the Liberal Democrats 15, whereas in 2018, the Liberal Democrats won 39 seats and the Conservatives 11, with the Greens picking the other four seats. This pattern of big swings between the Conservatives and Liberal Democrats in the borough is not new. Similar shifts between one party and the other occurred in 1986, 2002 and 2006. The Liberal Democrats won seats in East Sheen, Ham, Petersham & Richmond Riverside, Hampton, Hampton North, Hampton Wick, Heathfield, Kew, Mortlake & Barnes, North Richmond, South Richmond, South Twickenham, Twickenham Riverside, West Twickenham and Whitton. In a number of wards, there was a straight switch from the Conservatives to the Liberal Democrats. The Liberal Democrats' vote share rose to 45.2 per cent, up from 28.0 per cent in 2014, whereas the Conservatives' share dropped from 39.6 per cent in 2014 to 32.2 per cent in 2018. The Greens' gain of four seats was produced, oddly, by a decline in vote share from 13.2 per cent in 2014 to 11.6 per cent in 2018. As is sometimes the case in British elections, a move of votes between two parties can produce accidental benefits for a third. Labour's vote share, 8.9 per cent, was their lowest in any borough in 2018, probably squeezed by tactical voting.

Southwark (Lab hold) was won by Labour, though both they and their main opponents, the Liberal Democrats, gained vote share and won one additional seat each. For the first time since 1964, the Conservatives won no seats. Labour's vote share rose from 44.9 per cent to 52.9 per cent, while the Liberal Democrats' share increased from 18.8 per cent in 2014 to 21.5 per cent in 2018, implying a 2.6 per cent 'swing' from the Liberal Democrats to Labour. Labour's share was the highest since 1978, while the Liberal Democrats' proportion remained below that won in each year from 1982 to 2010. The Conservatives' vote share, at 10.4 per cent was the lowest-ever for the party in the borough and contrasts starkly with the 51.6 per cent won in the party's best-ever year in London borough elections, 1968, or even with the 28.5 per cent won in 1982. The Greens polled 12.1 per cent, slightly down on 2014. Because of boundary changes, ward-level gains and losses are not possible.

In 2014, **Sutton** (Lib Dem hold) was the only borough won by the Liberal Democrats and it was retained, albeit with a reduced majority, in 2018, despite it being one of five boroughs in London which voted for Brexit. The party has now run the borough with a majority continuously since 1990 and was in control of a minority administration from 1986 to 1990. The Liberal Democrats won 33 seats in 2018, down from 45 in 2014, while the Conservatives won 18, up from nine in 2014. Independents, opposing an incinerator, won three seats in Beddington North from the Liberal Democrats. The Conservatives gained one seat each in Cheam and Worcester Park and three in both Nonsuch and Stonecot wards. The Liberal Democrats won a seat from the Conservatives in Beddington South. The Liberal Democrat majority was cut from 36 to 12. The Liberal Democrats' vote share increased slightly, from 35.7 per cent in 2014 to 37.6 per cent in 2018, though the Conservatives' share rose from 24.7 per cent to 35.2 per cent, implying a swing of over four per cent

from the Liberal Democrats to the Conservatives. Labour's vote share rose from 12.1 per cent in 2014 to 17.2 per cent in 2018. A UKIP vote of 19.8 per cent in 2014 was reduced to 2.3 per cent in 2018, perhaps suggesting that both the Conservatives and Labour benefited from its decline.

Tower Hamlets (Lab gain) re-elected John Biggs (Labour) as mayor. Biggs had been elected in a by-election in 2015 following the disqualification of the previous mayor. His vote share in the first round of voting increased from 40.0 per cent in the 2015 by-election to 48.4 per cent in 2018. He then won comfortably on second preference votes. In the council election, Labour won Tower Hamlets from 'no overall control', taking 42 seats (the largest total for Labour since 1994) compared to the 22 won in 2014. Tower Hamlets First, a group linked to the previous mayor but which was dissolved in 2015, lost all 18 of the seats won in 2014, while the Conservatives lost three of the five won that year. Labour therefore won 42 out of 45 seats, leaving only three opposition councillors in total. Labour's gains from Tower Hamlets First came in Bethnal Green, Bromley North, Canary Wharf, Lansbury, Mile End, Poplar, St Dunstan's St Peter's, Shadwell, Spitalfields & Banglatown, Stepney Green and Whitechapel. Labour won from the Conservatives in Blackwall & Cubitt Town, Limehouse and St Katharine's & Wapping. In Shadwell, the People's Alliance of Tower Hamlets, a successor to Tower Hamlets First, won one seat. Labour's vote share in 2018 was 43.9 per cent, up from 33.3 per cent in 2014, while the Conservatives' share fell from 11.3 per cent in 2014 to 10.2 per cent in 2018. The Liberal Democrats, who controlled the council from 1986 to 1994, won just 8.5 per cent of the vote, though this was up from 6.5 per cent in 2014. After a period of considerable upheaval, the borough's political landscape returned to relative normality at the 2018 election.

In **Waltham Forest** (Lab hold), Labour gained two seats from the Conservatives, both in Hale End & Highams Green. Labour thus won 46 seats in 2018 and the Conservatives 14. The borough has a strongly Conservative north in Chingford, with Labour winning in the centre and south in Walthamstow and Leyton, although historically the Liberal Democrats were strong in the centre. Labour's share of the vote rose from 43.7 per cent in 2014 to 51.3 per cent, the highest since 1971, while the Conservatives' share also rose, from 17.7 per cent to 21.2 per cent. There was thus a two per cent swing from the Conservatives to Labour. The Liberal Democrats' share dropped from 12.0 per cent in 2014 to 10.0 per cent in 2018, the party's worst share since 1978. The Greens' share rose from 11.7 per cent in 2014 to 13.3 per cent in 2018, the highest-ever share for the party in the borough.

Wandsworth (Con hold) was a key political battleground in 2014, as so often in the past. In the 2017 general election, voting in the three Wandsworth constituencies (added together) had produced a significant majority for Labour. However, a willingness of electors to vote differently locally than nationally, added to the vagaries of the distribution of voters from ward to ward, meant that the Conservatives retained control of the council in 2018, albeit with a fractionally lower vote share than Labour. The Conservatives' share, at 38.4 per cent was the lowest since 1974, while Labour's was their highest at 38.7 per cent since 1994. 2018 was the first year since 1986 when Labour won a larger vote share than the Conservatives. The Conservatives won 33 seats in 2018 (down eight) and Labour 26 (up seven), with a single independent winning in West Hill. Labour gained seats from the Conservatives in Bedford, Earlsfield, Queenstown and West Hill. The Greens' vote share fell back in 2018, down to 8.6 per cent in 2018 from 13.0 per cent in 2014. The Liberal Democrats fractionally increased their share to 7.7 per cent.

The **City of Westminster** (Con hold), totemic for many reasons and over many years, was the location of a huge Conservative vs Labour campaign in 2018. The Parliamentary election in 2017 had seen Labour winning the overall vote share in the City's two seats. In the event, the Conservatives won a comfortable majority, albeit losing four seats to Labour in Bayswater (1), Maida Vale (2) and West End (1), though also winning one from Labour in Churchill ward. Thus, the Conservatives' total fell from 44 to 41 and Labour's rose from 16 to 19. The Conservatives' vote

share increased from 40.7 per cent in 2014 to 42.3 per cent in 2018, while Labour's climbed from 32.8 per cent to 40.3 per cent, suggesting a swing from the Conservatives to Labour of just under three per cent. The Conservatives have controlled Westminster continuously since the first election in the mid-1960s. However, the vote difference between the two parties in 2018 was just 2.0 per cent, the smallest ever. The previous lowest was 3.8 per cent, in 1986. The distribution of votes from ward to ward still gives the Conservatives an advantage over Labour, but rather less so than in the past. The Green vote, which rose to 14.3 per cent in 2014, fell back to 5.9 per cent in 2018, though the Liberal Democrats increased their share from 6.2 per cent in 2014 to 9.0 per cent in 2018.

The 2018 elections and longer-term trends

The 2018 borough elections continued a trend visible since the late-1990s. In many boroughs, there has been a shift from the Conservatives to Labour which has resulted in them being less marginal than in the past. Thus, in places like Brent, Camden, Croydon, Ealing, Enfield, Harrow, Lambeth, Lewisham, Redbridge and Waltham Forest there has been a longer-term trend for Labour to win a relatively larger share of the vote and the Conservatives to win a smaller one. Some, for example Croydon, Ealing, Enfield, Harrow and Redbridge are probably still competitive enough for the Conservatives to win in a year with (for them) a very good election, but not in most others. Previously, the Conservatives have been better placed to win in an 'average' year. Meanwhile, only Bexley, and possibly Hillingdon, are moving in the opposite direction. That is, over time it appears to be becoming easier for the Conservatives to win in these boroughs.

Despite the particular challenges of the 2018 election, Kensington & Chelsea is probably now one of only two truly safe Conservative boroughs, along with Bromley. The Conservative and Labour vote shares in Wandsworth and Westminster were close enough in 2018 to suggest that in a very good year for Labour either or possibly both might be vulnerable. Barking & Dagenham, Hackney and Newham now appear permanently rock-solid for Labour and there are a number of other boroughs heading this way.

In a number of other boroughs, the relative strength of the Conservatives and Labour seem reasonably settled in the longer-term. Barnet, Greenwich, Hammersmith & Fulham and Merton see volatility from election to election, but both the Labour and Conservative votes appear reasonably consistent over time, even if one of the parties currently dominates.

Where the Liberal Democrats have been successful in past elections there is always a chance that they will suddenly do better again, for example the landslides achieved in Richmond and Kingston in 2018. In Tower Hamlets, Islington and Southwark there was no particular evidence of a Liberal Democrat resurgence in 2018 though the party still has a base of support, especially in the latter two authorities. Haringey, however, saw a Liberal Democrat revival in 2018, suggesting the party can still re-appear if one of the major parties is seen as having local difficulties. In Sutton, where the Liberal Democrats have led the council for over three decades, the Conservatives proved more competitive in 2018.

Havering is unique. Its politics are unlike those in any other boroughs, with significant numbers of residents' and independent councillors. This pattern seems well-established.

Overall, London borough elections have, in recent elections, become somewhat less competitive. It appears that more boroughs would be likely to remain within one party's control (particularly Labour) than in the past. Regardless of political standpoint, the lack of effective opposition is surely concerning. There are three where all the councillors are from one party, Labour. There are implications for all the major and smaller parties if this trend were to continue.

My thanks to Robert Gordon Clark, Stefanos Koryzis and Emily Clinton at London Communications Agency, and also David Cowling, political analyst, for their kind assistance and editing suggestions. All responsibility lies with the author.

Directly Elected Mayors

Voting in these elections is by the supplementary voting (SV) system. Under this system, voters may indicate both their first and second choice candidates, and, if no candidate receives an absolute majority of first-choice votes, all but the two leading candidates are eliminated and the votes of those eliminated redistributed according to their second-choice votes to determine the winner. In 2018, only Tower Hamlets required the use of second-choice votes.

The turnouts in each of the four Mayoral elections were broadly the same as in the local elections and within 4 percentage points of the total turnout rate for London.

John Biggs of Tower Hamlets and Philip Glanville of Hackney were both re-elected as mayors in their respective boroughs (both were first elected in by-elections between the 2014 and 2018 elections¹). In Lewisham and Newham the previous office-holder did not stand, which ensured that there would be new mayors in those authorities

Philip Glanville was elected in Hackney with 65.9 per cent of the vote. This was slightly below Glanville's vote share in the 2016 by-election (68.9 per cent) but above the share of the vote received by Labour's winning candidate in 2014 (60.4 per cent).

In Lewisham, Damien Egan was elected with 54.3 per cent of the vote, up 3.5 percentage points from the Labour vote achieved in 2014.

Newham's winning candidate Rokhsana Fiaz was elected with 73.4 per cent of the vote. Labour's winning candidate in 2014 received 61.2 per cent.

Tower Hamlets' election required second preference votes. In the first round, Labour candidate John Biggs achieved 48.4 per cent of the vote compared to second placed People's Alliance of Tower Hamlets candidate Rabina Khan's 16.9 per cent. Biggs was elected after the second round, achieving 72.2 per cent of the vote to Khan's 27.3 per cent.

Mayoral elections – voting statistics

Borough	Electorate	Number voting	% poll	Polling stations	Postal votes	Rejected ballot papers				Total
						Lacking official mark	More votes than entitled	Marked for identification	Un-marked wholly void	
Hackney	178,880	66,046	36.9	46,126	19,811	0	590	120	462	1,250
Lewisham	199,555	74,599	37.4	58,969	15,630	0	634	2	331	967
Newham	207,461	74,322	35.8	57,738	16,584	0	1,245	35	538	1,818
Tower Hamlets	191,244	80,252	42.0	61,169	19,083	2,571	0	3	0	2,574

¹ Tower Hamlets re-elected Lutfur Rahman in the 2014 elections (standing as the mayoral candidate for Tower Hamlets First). However, Rahman was subsequently removed from office after being found guilty of electoral fraud and a by-election ensued on 11 June 2015 which was won by Labour candidate, John Biggs.

Jules Pipe was re-elected as mayor of Hackney in the 2014 elections, however he resigned after taking up a post as London's Deputy Mayor for Planning, Regeneration and Skills. A by-election ensued on 15 September 2016 which was won by Labour candidate, Philip Glanville.

Mayoral elections – 2018 results

Borough/candidate	Party	First preference vote		Second preference vote	Total vote	
		Number	% vote		Number	% vote
Hackney						
Glanville, Philip M.*	LAB	42,645	65.9
Lunat, Imtiyaz	CON	7,183	11.1
Binnie-Lubbock, Alastair H.	GRE	6,774	10.5
Pearce, Pauline	LD	4,846	7.5
Iyengar, Harini	WEP	2,659	4.1
Williams, Vernon	IND	577	0.9
Total vote		64,684	100.0
Lewisham						
Egan, Damien	LAB	39,951	54.3
Archer, Ross K.	CON	9,790	13.3
Coughlin, John L.	GRE	7,649	10.4
Maines, Chris	LD	6,065	8.2
Brooks, Duwayne	IND	5,480	7.4
Hamilton, John N.	LPBP	4,193	5.7
Donnelly, Will	DVP	445	0.6
Total vote		73,573	100.0
Newham						
Fiaz, Rokhsana	LAB	53,214	73.4
Khan, Rahima	CON	8,627	11.9
Evans, Gareth B.	LD	6,809	9.4
Kumalinga, Chishala T.	CPA	2,008	2.8
Oxley, Daniel C.	DVP	1,815	2.5
Total vote		72,473	100.0
Tower Hamlets						
Biggs, John R.*	LAB	37,619	48.4	7,246	44,865	72.7
Khan, Rabina	PATH	13,113	16.9	3,765	16,878	27.3
Ahmed, Ohid	ASP	11,109	14.3
Ali, Anwara	CON	6,149	7.9
Bagshaw, Elaine S.	LD	5,598	7.2
Jebb, Ciaran A.	GRE	3,365	4.3
Pierre, Hugo C.	TUSC	728	0.9
Total vote		77,681	100.0	11,011	61,743	100.0

Note: Party abbreviations can be found on page xiv

Mayoral elections – by-election results

Borough/candidate	Party	First preference vote		Second preference vote	Total vote	
		Number	% vote		Number	% vote
Tower Hamlets – 11 July 2015						
Biggs, John R.	LAB	27,255	40.0	5,499	32,754	55.4
Khan, Rabina	IND	25,763	37.8	621	26,384	44.6
Golds, Peter	CON	5,940	8.7
Foster, John	GRE	2,678	3.9
Bagshaw, Elaine S.	LD	2,152	3.2
Erlam, Andy	RED	1,768	2.6
McQueen, Nicholas	UKIP	1,669	2.4
Kadir, Hafiz A.	IND	316	0.5
Hudson, Vanessa H.	AWP	305	0.4
Rahman, Md Motiur Nanu	IND	292	0.4
Total vote		68,138	100.0	6,120	59,138	100.0
Hackney – 15 September 2016						
Glanville, Philip M.	LAB	22,595	68.9
Jeraj, Samir	GRE	4,338	13.2
Gray, Amy	CON	3,533	10.8
Raval, Dave	LD	1,818	5.5
Ma, Dawa	OL	494	1.5
Total vote		32,778	100.0

Note: Party abbreviations can be found on page xiv














































London Assembly constituency comparisons

This analysis simulates the results which would have been obtained in a first-past-the-post contest in the GLA Constituencies using results from each set of all-London elections during the last 19 years.














































Note: Eight parliamentary constituencies cross GLA constituency boundaries. In order to make comparisons between these elections, votes from these eight areas have been split depending on the proportion of population aged 18 and over living in each area, and these are displayed in the table below.

Parliamentary Constituency	GLA Constituency	%
Chingford and Woodford Green	Havering and Redbridge	25.9%
	North East	74.1%
Cities of London and Westminster	City and East	9.0%
	West Central	91.0%
Dagenham and Rainham	City and East	60.0%
	Havering and Redbridge	40.0%
Erith and Thamesmead	Bexley and Bromley	56.3%
	Greenwich and Lewisham	43.7%
Hampstead and Kilburn	Barnet and Camden	71.2%
	Brent and Harrow	28.8%
Lewisham West and Penge	Bexley and Bromley	44.2%
	Greenwich and Lewisham	55.8%
Leyton and Wanstead	Havering and Redbridge	27.3%
	North East	72.7%
Ruislip, Northwood and Pinner	Brent and Harrow	33.2%
	Ealing and Hillingdon	66.8%














































London Assembly constituency comparisons from recent elections

Election	Votes				% share of vote			
	CON	LAB	LD	Others	CON	LAB	LD	Others
Barnet and Camden Assembly constituency								
2000 GLA Assembly	 41,583	41,032	22,295	21,452	32.9	32.5	17.6	17.0
2001 parliamentary	 64,189	92,009	28,611	8,709	33.2	47.5	14.8	4.5
2002 London borough	 43,665	42,279	24,080	15,660	34.7	33.6	19.2	12.5
2004 GLA Assembly	 47,640	36,121	23,603	27,670	35.3	26.7	17.5	20.5
2005 parliamentary	 69,755	79,339	40,147	10,725	34.9	39.7	20.1	5.4
2006 London borough	 53,201	39,937	32,227	20,336	36.5	27.4	22.1	14.0
2008 GLA Assembly	 56,016	42,040	18,086	23,908	40.0	30.0	12.9	17.1
2010 London borough	 82,449	72,600	52,925	23,408	35.6	31.4	22.9	10.1
2010 parliamentary	 89,468	85,719	50,970	10,241	37.8	36.3	21.6	4.3
2012 GLA Assembly	 60,866	63,692	11,256	32,037	36.3	37.9	6.7	19.1
2014 London borough	 146,555	180,931	45,216	57,560	32.1	39.6	9.9	18.3
2015 parliamentary	 104,197	105,014	10,850	26,681	42.2	42.2	4.2	11.4
2016 GLA Assembly	 65,242	81,482	11,204	26,053	35.5	44.3	6.1	14.2
2017 parliamentary	 99,650	138,155	15,399	7,402	39.4	51.9	5.7	3.1
2018 London borough	 181,375	207,053	56,266	29,266	37.0	42.1	11.4	9.5
Bexley and Bromley Assembly constituency								
2000 GLA Assembly	 64,879	30,320	29,710	12,527	47.2	22.1	21.6	9.1
2001 parliamentary	 104,235	77,547	49,862	8,485	43.4	32.3	20.8	3.5
2002 London borough	 67,299	31,504	36,294	9,273	46.6	21.8	25.1	6.4
2004 GLA Assembly	 64,246	24,848	29,992	39,842	40.4	15.6	18.9	25.1
2005 parliamentary	 119,103	67,111	56,375	14,125	46.4	26.1	22.0	5.5
2006 London borough	 87,332	28,909	32,226	17,635	52.6	17.4	19.4	10.6
2008 GLA Assembly	 88,211	24,352	17,857	36,317	52.9	14.6	10.7	21.8
2010 London borough	 130,608	52,886	54,407	42,442	46.6	18.9	19.4	15.1
2010 parliamentary	 139,395	57,730	52,469	23,558	51.0	21.1	19.2	8.6
2012 GLA Assembly	 82,403	38,822	9,270	38,084	48.9	23.0	5.5	22.6
2014 London borough	 208,657	112,382	23,741	84,900	38.8	20.8	6.3	34.2
2015 parliamentary	 136,495	69,940	14,683	56,481	49.2	25.2	5.3	20.3
2016 GLA Assembly	 87,460	45,791	12,145	43,963	46.2	24.2	6.4	23.2
2017 parliamentary	 156,408	103,614	15,418	15,098	53.8	35.7	5.3	5.2
2018 London borough	 222,679	129,836	44,717	28,852	47.2	27.9	10.6	14.3
Brent and Harrow Assembly constituency								
2000 GLA Assembly	 32,295	36,675	17,161	11,302	33.1	37.6	17.6	11.6
2001 parliamentary	 51,278	109,190	22,025	3,800	27.5	58.6	11.8	2.0
2002 London borough	 42,692	44,836	10,874	6,927	40.5	42.6	10.3	6.6
2004 GLA Assembly	 39,900	35,214	20,782	21,494	34.0	30.0	17.7	18.3
2005 parliamentary	 56,442	90,716	42,546	5,392	28.9	46.5	21.8	2.8
2006 London borough	 49,287	43,665	31,251	9,825	36.8	32.6	23.3	7.3
2008 GLA Assembly	 47,279	50,586	16,781	19,045	35.4	37.8	12.6	14.2
2010 London borough	 69,222	86,267	56,332	13,669	30.7	38.3	25.0	6.1
2010 parliamentary	 74,533	89,589	50,737	8,788	33.3	40.1	22.7	3.9
2012 GLA Assembly	 43,349	69,133	9,207	23,805	29.8	47.5	6.3	16.4
2014 London borough	 129,133	193,806	50,604	40,724	28.0	42.0	12.1	17.9
2015 parliamentary	 88,140	109,687	10,866	18,725	38.8	48.2	4.8	8.2
2016 GLA Assembly	 59,147	79,902	11,534	19,465	34.8	47.0	6.8	11.4
2017 parliamentary	 86,690	143,145	9,420	5,236	35.5	58.5	3.9	2.1
2018 London borough	 146,884	237,234	39,659	13,267	31.9	51.5	10.2	6.4














































Note: The highest vote and highest share in each election are shown in bold.

Election	Votes				% share of vote				
	CON	LAB	LD	Others	CON	LAB	LD	Others	
City and East London Assembly constituency									
2000 GLA Assembly		19,266	45,387	18,300	15,847	19.5	45.9	18.5	16.0
2001 parliamentary		41,203	119,915	20,191	13,162	21.2	61.7	10.4	6.8
2002 London borough		20,830	57,387	21,117	21,857	17.2	47.4	17.4	18.0
2004 GLA Assembly		23,749	38,085	18,255	50,820	18.1	29.1	13.9	38.8
2005 parliamentary		37,717	97,775	24,908	55,809	17.4	45.2	11.5	25.8
2006 London borough		29,260	66,987	13,695	66,537	16.6	38.0	7.8	37.7
2008 GLA Assembly		25,007	51,369	11,582	62,154	16.7	34.2	7.7	41.4
2010 London borough		47,192	130,894	29,467	56,394	17.9	49.6	11.2	21.4
2010 parliamentary		53,163	141,403	33,342	42,033	19.7	52.4	12.4	15.6
2012 GLA Assembly		25,128	108,395	6,140	31,859	14.7	63.2	3.6	18.6
2014 London borough		82,553	284,430	11,276	121,933	14.6	47.2	4.8	33.4
2015 parliamentary		50,565	175,383	8,049	47,143	18.0	62.4	2.9	16.8
2016 GLA Assembly		32,546	122,175	10,714	41,081	15.8	59.2	5.2	19.9
2017 parliamentary		59,815	224,073	10,695	20,450	19.0	71.1	3.4	6.5
2018 London borough		70,288	308,466	21,746	75,501	13.8	59.5	5.8	20.8
Croydon and Sutton Assembly constituency									
2000 GLA Assembly		48,421	29,514	30,614	10,707	40.6	24.7	25.7	9.0
2001 parliamentary		78,412	74,458	55,453	4,856	36.8	34.9	26.0	2.3
2002 London borough		54,932	37,808	33,748	6,266	41.4	28.5	25.4	4.7
2004 GLA Assembly		52,330	25,861	28,636	28,720	38.6	19.1	21.1	21.2
2005 parliamentary		88,172	67,596	61,118	9,808	38.9	29.8	27.0	4.3
2006 London borough		70,530	31,493	38,932	20,695	43.6	19.5	24.1	12.8
2008 GLA Assembly		60,665	27,426	25,240	24,961	43.9	19.8	18.3	18.0
2010 London borough		93,909	61,697	73,704	28,737	36.4	23.9	28.6	11.1
2010 parliamentary		98,275	64,315	70,981	18,612	39.0	25.5	28.1	7.4
2012 GLA Assembly		56,495	49,804	15,228	32,838	36.6	32.3	9.9	21.3
2014 London borough		148,514	130,465	82,577	72,167	30.0	26.6	17.4	26.0
2015 parliamentary		102,175	83,105	39,933	36,480	39.0	31.8	15.3	13.9
2016 GLA Assembly		70,156	58,542	18,859	32,093	39.1	32.6	10.5	17.9
2017 parliamentary		115,420	116,037	40,968	8,269	41.1	41.3	14.6	2.9
2018 London borough		165,824	149,821	83,214	33,861	38.2	34.1	17.9	9.8
Ealing and Hillingdon Assembly constituency									
2000 GLA Assembly		44,850	38,038	22,177	14,765	37.4	31.7	18.5	12.3
2001 parliamentary		69,080	104,959	26,018	17,198	31.8	48.3	12.0	7.9
2002 London borough		46,492	53,086	22,204	10,983	35.0	40.0	16.7	8.3
2004 GLA Assembly		45,230	34,214	23,440	36,631	32.4	24.5	16.8	26.3
2005 parliamentary		74,706	91,970	44,461	12,933	33.3	41.0	19.8	5.8
2006 London borough		63,697	43,867	29,080	14,023	42.3	29.1	19.3	9.3
2008 GLA Assembly		64,100	40,440	15,691	30,166	42.6	26.9	10.4	20.1
2010 London borough		102,254	88,420	48,333	23,902	38.9	33.6	18.4	9.1
2010 parliamentary		98,980	100,740	43,999	15,143	38.2	38.9	17.0	5.8
2012 GLA Assembly		57,047	68,100	8,651	30,421	34.7	41.5	5.3	18.5
2014 London borough		165,928	218,711	35,200	56,755	29.7	38.9	6.3	25.2
2015 parliamentary		99,576	122,431	11,029	33,772	37.3	45.9	4.1	12.7
2016 GLA Assembly		70,155	86,088	13,154	31,590	34.9	42.8	6.5	15.7
2017 parliamentary		101,610	160,942	11,225	9,393	35.9	56.8	4.0	3.3
2018 London borough		190,033	245,086	38,528	30,038	35.3	45.2	7.5	12.1














































Note: The highest vote and highest share in each election are shown in bold.

Election	Votes				% share of vote			
	CON	LAB	LD	Others	CON	LAB	LD	Others
Enfield and Haringey Assembly constituency								
2000 GLA Assembly	 31,207	34,509	14,319	27,013	29.2	32.2	13.4	25.2
2001 parliamentary	 53,809	103,380	23,089	10,391	28.2	54.2	12.1	5.4
2002 London borough	 41,241	42,584	19,533	11,014	36.1	37.2	17.1	9.6
2004 GLA Assembly	 32,381	33,955	19,720	30,182	27.9	29.2	17.0	26.0
2005 parliamentary	 55,638	90,054	39,349	11,615	28.3	45.8	20.0	5.9
2006 London borough	 39,699	42,461	27,617	29,585	28.5	30.5	19.8	21.2
2008 GLA Assembly	 42,545	45,079	19,974	26,654	31.7	33.6	14.9	19.9
2010 London borough	 64,248	89,402	58,162	33,263	26.2	36.5	23.7	13.6
2010 parliamentary	 68,022	95,927	48,571	12,391	30.2	42.7	21.6	5.5
2012 GLA Assembly	 36,660	70,801	9,841	27,545	25.3	48.9	6.8	19.0
2014 London borough	 88,495	206,402	41,752	66,961	19.0	44.4	10.1	26.4
2015 parliamentary	 62,116	121,502	23,589	26,423	26.6	52.0	10.1	11.3
2016 GLA Assembly	 39,923	91,075	12,038	25,623	23.7	54.0	7.1	15.2
2017 parliamentary	 63,581	165,374	15,506	7,742	25.2	65.6	6.1	3.1
2018 London borough	 96,254	239,210	56,868	35,116	21.0	52.2	14.4	12.5
Greenwich and Lewisham Assembly constituency								
2000 GLA Assembly	 22,401	40,386	16,290	15,820	23.6	42.6	17.2	16.7
2001 parliamentary	 38,774	100,588	23,454	8,956	22.6	58.6	13.7	5.2
2002 London borough	 22,054	44,971	20,378	18,114	20.9	42.6	19.3	17.2
2004 GLA Assembly	 22,168	36,251	19,183	31,169	20.4	33.3	17.6	28.7
2005 parliamentary	 41,205	90,435	34,029	16,618	22.6	49.6	18.7	9.1
2006 London borough	 25,113	38,670	22,573	22,502	23.1	35.5	20.7	20.7
2008 GLA Assembly	 29,863	43,265	14,806	32,342	24.8	36.0	12.3	26.9
2010 London borough	 43,866	85,656	45,640	40,251	20.4	39.8	21.2	18.7
2010 parliamentary	 53,507	96,421	43,480	16,343	25.5	46.0	20.7	7.8
2012 GLA Assembly	 28,016	64,042	8,146	31,886	21.2	48.5	6.2	24.1
2014 London borough	 64,266	190,706	28,606	79,904	14.6	42.7	7.1	35.6
2015 parliamentary	 56,365	118,110	11,399	39,825	25.0	52.3	5.1	17.6
2016 GLA Assembly	 30,840	85,735	11,303	35,481	18.9	52.5	6.9	21.7
2017 parliamentary	 64,393	164,816	12,418	9,061	25.7	65.7	5.0	3.6
2018 London borough	 72,824	227,173	40,243	50,158	16.9	52.7	9.4	21.0
Havering and Redbridge Assembly constituency								
2000 GLA Assembly	 40,919	32,650	14,028	21,378	37.5	30.0	12.9	19.6
2001 parliamentary	 82,521	94,824	21,177	6,114	40.3	46.3	10.3	3.0
2002 London borough	 57,288	42,234	16,641	29,150	39.4	29.1	11.5	20.1
2004 GLA Assembly	 44,723	28,017	13,646	42,961	34.6	21.7	10.5	33.2
2005 parliamentary	 92,231	81,231	27,726	12,477	43.2	38.0	13.0	5.8
2006 London borough	 53,876	31,375	15,254	39,838	38.4	22.4	10.9	28.4
2008 GLA Assembly	 65,718	29,952	10,488	32,083	47.5	21.7	7.6	23.2
2010 London borough	 86,146	65,039	29,165	58,356	36.1	27.2	12.2	24.4
2010 parliamentary	 103,426	76,034	34,031	24,395	43.5	32.0	14.3	10.3
2012 GLA Assembly	 53,836	51,144	4,968	32,142	37.9	36.0	3.5	22.6
2014 London borough	 138,959	144,920	23,444	140,083	26.7	27.5	6.3	39.5
2015 parliamentary	 98,523	92,978	6,595	46,825	40.2	38.0	2.7	19.1
2016 GLA Assembly	 64,483	63,045	7,105	36,405	37.7	36.9	4.2	21.3
2017 parliamentary	 112,375	129,561	5,915	11,902	43.3	49.9	2.3	4.6
2018 London borough	 152,143	169,070	11,238	88,223	33.7	37.5	4.2	24.6

Note: The highest vote and highest share in each election are shown in bold.

Election	Votes				% share of vote				
	CON	LAB	LD	Others	CON	LAB	LD	Others	
Lambeth and Southwark Assembly constituency									
2000 GLA Assembly		19,238	37,985	22,492	21,270	19.1	37.6	22.3	21.1
2001 parliamentary		25,357	90,610	43,637	10,998	14.9	53.1	25.6	6.4
2002 London borough		15,242	38,116	36,401	14,550	14.6	36.5	34.9	13.9
2004 GLA Assembly		17,380	36,280	30,805	29,872	15.2	31.7	26.9	26.1
2005 parliamentary		29,436	89,154	54,827	13,490	15.7	47.7	29.3	7.2
2006 London borough		21,313	48,047	37,825	22,377	16.5	37.1	29.2	17.3
2008 GLA Assembly		25,863	50,561	29,996	27,624	19.3	37.7	22.4	20.6
2010 London borough		40,972	96,777	68,214	25,773	17.7	41.8	29.4	11.1
2010 parliamentary		42,281	104,675	72,743	9,853	18.4	45.6	31.7	4.3
2012 GLA Assembly		30,498	78,174	15,945	33,532	19.3	49.4	10.1	21.2
2014 London borough		61,336	217,888	70,209	76,274	13.6	47.8	15.4	23.3
2015 parliamentary		50,101	134,784	33,095	34,241	19.9	53.4	13.1	13.6
2016 GLA Assembly		34,703	96,946	21,489	33,273	18.6	52.0	11.5	17.8
2017 parliamentary		48,074	184,710	41,014	9,115	17.0	65.3	14.5	3.2
2018 London borough		49,343	230,439	71,701	69,652	11.5	52.8	16.5	19.2
Merton and Wandsworth Assembly constituency									
2000 GLA Assembly		45,308	32,438	12,496	24,373	39.5	28.3	10.9	21.3
2001 parliamentary		60,730	96,483	23,865	6,641	32.4	51.4	12.7	3.5
2002 London borough		49,338	37,562	14,621	15,299	42.2	32.2	12.5	13.1
2004 GLA Assembly		48,295	31,417	17,864	26,803	38.8	25.3	14.4	21.5
2005 parliamentary		72,251	86,288	33,532	10,392	35.7	42.6	16.6	5.1
2006 London borough		64,478	37,597	17,494	19,506	46.4	27.0	12.6	14.0
2008 GLA Assembly		57,765	41,560	14,509	22,282	42.4	30.5	10.7	16.4
2010 London borough		98,186	74,993	43,805	24,824	40.6	31.0	18.1	10.3
2010 parliamentary		98,153	85,606	38,643	9,022	42.4	37.0	16.7	3.9
2012 GLA Assembly		61,476	53,978	9,925	26,339	40.5	35.6	6.5	17.4
2014 London borough		164,412	172,478	29,906	39,161	34.9	36.6	8.2	20.3
2015 parliamentary		107,852	96,879	14,572	21,634	44.8	40.2	6.0	9.0
2016 GLA Assembly		73,039	77,340	10,732	24,302	39.4	41.7	5.8	13.1
2017 parliamentary		98,401	130,474	21,827	9,020	37.9	50.2	8.4	3.5
2018 London borough		177,518	206,030	50,545	32,408	35.3	40.9	10.0	13.8
North East Assembly constituency									
2000 GLA Assembly		20,975	42,459	24,856	29,296	17.8	36.1	21.1	24.9
2001 parliamentary		40,215	116,635	35,589	13,091	19.6	56.7	17.3	6.4
2002 London borough		24,010	51,684	38,242	27,206	17.0	36.6	27.1	19.3
2004 GLA Assembly		23,264	37,380	24,042	43,979	18.1	29.1	18.7	34.2
2005 parliamentary		44,191	95,627	55,506	16,467	20.9	45.2	26.2	7.8
2006 London borough		28,147	52,069	38,787	30,607	18.8	34.8	25.9	20.5
2008 GLA Assembly		34,625	58,116	22,727	37,299	22.7	38.0	14.9	24.4
2010 London borough		49,919	113,405	74,745	40,527	17.9	40.7	26.8	14.5
2010 parliamentary		56,423	133,351	72,610	17,168	20.2	47.7	26.0	6.1
2012 GLA Assembly		35,165	100,383	11,752	45,611	18.2	52.0	6.1	23.6
2014 London borough		75,815	295,475	64,234	95,974	13.6	51.2	11.4	23.8
2015 parliamentary		59,716	169,696	18,605	46,831	20.3	57.6	6.3	15.9
2016 GLA Assembly		32,565	134,307	14,312	45,849	14.3	59.2	6.3	20.2
2017 parliamentary		60,839	233,940	22,791	13,775	18.4	70.6	6.9	4.2
2018 London borough		82,587	323,230	55,751	73,413	14.6	57.1	10.2	18.0

Note: The highest vote and highest share in each election are shown in bold.

Election	Votes				% share of vote			
	CON	LAB	LD	Others	CON	LAB	LD	Others
South West Assembly constituency								
2000 GLA Assembly	 48,248	31,065	41,189	15,745	35.4	22.8	30.2	11.6
2001 parliamentary	 70,729	61,423	88,297	8,382	30.9	26.8	38.6	3.7
2002 London borough	 51,148	29,899	45,203	15,556	36.1	21.1	31.9	11.0
2004 GLA Assembly	 48,858	25,225	44,791	29,136	33.0	17.0	30.3	19.7
2005 parliamentary	 78,281	53,259	92,758	11,929	33.1	22.5	39.3	5.0
2006 London borough	 63,841	26,693	59,087	26,568	36.6	15.3	33.9	15.2
2008 GLA Assembly	 59,345	22,939	40,050	24,683	40.4	15.6	27.2	16.8
2010 London borough	 107,036	57,298	89,252	39,964	36.5	19.5	30.4	13.6
2010 parliamentary	 107,210	52,137	105,668	13,376	38.5	18.7	38.0	4.8
2012 GLA Assembly	 66,719	50,986	21,473	34,989	38.3	29.3	12.3	20.1
2014 London borough	 191,108	146,314	105,264	62,549	32.4	24.8	19.5	23.3
2015 parliamentary	 122,246	73,940	59,251	31,681	42.6	25.8	20.6	11.0
2016 GLA Assembly	 84,381	62,937	30,654	35,343	39.6	29.5	14.4	16.6
2017 parliamentary	 117,522	89,016	95,792	4,224	38.3	29.0	31.2	1.4
2018 London borough	 184,942	148,524	196,570	38,450	30.0	24.1	34.4	11.4
West Central Assembly constituency								
2000 GLA Assembly	 47,117	28,838	14,071	16,574	44.2	27.1	13.2	15.5
2001 parliamentary	 61,219	64,848	21,620	8,072	39.3	41.6	13.9	5.2
2002 London borough	 51,705	32,790	14,611	2,445	50.9	32.3	14.4	2.4
2004 GLA Assembly	 51,884	21,940	17,478	24,799	44.7	18.9	15.1	21.4
2005 parliamentary	 72,838	56,032	31,052	10,541	42.7	32.9	18.2	6.2
2006 London borough	 63,863	29,622	17,027	5,392	55.1	25.6	14.7	4.7
2008 GLA Assembly	 68,586	30,129	13,455	22,989	50.7	22.3	10.0	17.0
2010 London borough	 94,442	57,120	40,706	14,736	45.6	27.6	19.7	7.1
2010 parliamentary	 91,732	61,989	33,318	8,628	46.9	31.7	17.0	4.4
2012 GLA Assembly	 70,870	43,754	8,645	23,741	48.2	29.8	5.9	16.1
2014 London borough	 161,231	131,632	23,690	19,463	42.7	34.9	8.1	14.3
2015 parliamentary	 95,320	71,631	10,028	18,477	48.8	36.6	5.1	9.5
2016 GLA Assembly	 67,775	53,211	10,577	21,758	44.2	34.7	6.9	14.2
2017 parliamentary	 84,023	103,153	18,292	6,060	39.7	48.8	8.6	2.9
2018 London borough	 165,913	173,087	42,437	8,508	41.0	42.7	10.7	5.7
London total								
2000 GLA Assembly	 526,707	501,296	299,998	258,069	33.2	31.6	18.9	16.3
2001 parliamentary	 841,751	1,306,869	482,888	128,855	30.5	47.3	17.5	4.7
2002 London borough	 587,936	586,740	353,947	204,300	33.9	33.9	20.4	11.8
2004 GLA Assembly	 562,048	444,808	332,237	464,078	31.2	24.7	18.4	25.7
2005 parliamentary	 931,966	1,136,587	638,333	212,321	31.9	38.9	21.9	7.3
2006 London borough	 713,635	561,392	413,073	345,426	35.1	27.6	20.3	17.0
2008 GLA Assembly	 725,588	557,814	271,242	422,507	36.7	28.2	13.7	21.4
2010 London borough	 1,110,449	1,132,454	764,856	466,247	32.0	32.6	22.0	13.4
2010 parliamentary	 1,174,568	1,245,637	751,561	229,551	34.5	36.6	22.1	6.7
2012 GLA Assembly	 708,528	911,208	150,447	444,829	32.0	41.1	6.8	20.1
2014 London borough	 1,826,962	2,626,540	635,719	1,014,408	26.1	37.4	10.2	26.3
2015 parliamentary	 1,233,386	1,545,080	272,544	485,220	34.9	43.7	7.7	13.7
2016 GLA Assembly	 812,415	1,138,576	195,820	452,279	31.3	43.8	7.5	17.4
2017 parliamentary	 1,268,800	2,087,010	336,680	136,748	33.1	54.5	8.8	3.6
2018 London borough	 1,958,607	2,994,259	809,483	606,713	29.0	44.1	12.7	14.3

Note: The highest vote and highest share in each election are shown in bold.

Seats (FPTP)

	CON	LAB	LD	Others
2000 GLA Assembly	8	6	0	0
2001 parliamentary	2	11	1	0
2002 London borough	7	7	0	0
2004 GLA Assembly	9	5	0	0
2005 parliamentary	4	9	1	0
2006 London borough	9	5	0	0
2008 GLA Assembly	8	6	0	0
2010 London borough	8	6	0	0
2010 parliamentary	7	7	0	0
2012 GLA Assembly	6	8	0	0
2014 London borough	4	10	0	0
2015 parliamentary	6	8	0	0
2016 GLA Assembly	5	9	0	0
2017 parliamentary	2	12	0	0
2018 London borough	2	11	1	0

Note: The highest vote and highest share in each election are shown in bold.

Technical Notes

The London Borough Councils

The London boroughs were constituted under the London Government Act, 1963 and the first elections to the new councils were held on 7 May 1964. Prior to 1976, councillors were elected at general elections held every three years but as a result of an order made under the Local Government Act, 1972, the term of office of members of London borough councils was increased to four years. Before 1978 each council included aldermen, to a maximum of one sixth of the councillors, elected by the councillors from among themselves or from persons qualified to be councillors. Under the Local Government Act, 1972, the office of alderman of a London borough council ceased to exist after the 1978 elections. The mayor of each borough is elected annually by each council from among the councillors, with the following exception: under the Local Government Act, 2000, a council proposing a directly elected mayor must carry out a referendum on its proposals, the result of which is binding on the local authority.

Following ward boundary changes which became effective on 3 May 2018, the total number of wards in London increased from 629 to 632 with changes in Bexley, Croydon, Southwark, and Redbridge. The number of wards per borough varies from 16 in Hammersmith and Fulham, Islington, and Kingston upon Thames to 28 in Croydon. The number of councillors per borough ranges from 45 in Tower Hamlets and Bexley to 70 in Croydon. Most London wards return 3 members, however there are 55 two-seat wards and 4 single-seat wards.

City of London

The Corporation of London is constituted differently to the London boroughs and is, therefore, not included in the current publication. It consists of common councilmen and aldermen in addition to the Lord Mayor. The aldermen are elected for life by the ward voters (who include business as well as resident voters).

Where comparisons have been made between the borough election data and other elections, the City of London has been excluded from the Cities of London and Westminster constituency and the North East GLA Assembly constituency.

Tables and calculations

The main results and the share of the votes by party are combined to provide a single section for each London borough giving all the most important information. This appears between pages 1 and 205.

The general method for calculating share of the votes follows that used in 1994. In calculating vote share, residents' associations, independent residents, tenants and residents have been combined into a single grouping which is given the abbreviation REA in the borough statistics.

All percentage vote figures include a correction to reduce the errors due both to parties or groups failing to nominate candidates for all seats in a ward, and to the differing numbers of seats in wards within and between boroughs. The correction chosen is the use of average votes per candidate for any given party or group. Percentages are based on the sum of average votes for a ward or borough, which is thus used as an estimate of the total number of valid votes cast in a single seat election. Percentages do not necessarily add to 100 due to rounding.

Candidates' names

Where known candidates' principal names are shown as their name as per the electoral roll, and otherwise are shown as they appear on the nomination papers.

Acknowledgements

Once again we should like to thank the Returning Officers of the London boroughs who supplied the basic information presented in this volume. Our thanks are also due to the many other members and officers of the London boroughs who were instrumental in improving the quality of our information.

Maps

The ward map for the 2014 elections shows wards that came into effect on 22 May 2014. The ward map for the 2018 elections shows boundaries that came into effect on 3 May 2018, which affected Bexley, Croydon, Southwark, and Redbridge.

General statistics

The General statistics shown on the first page of each borough section are sourced as follows. The electorates are taken from the data provided for this series of publications by the Returning Officers. The mid year resident population is from the GLA 2016-based housing-led population projections, provided by GLA Intelligence Unit. The unemployment rates are from the ONS Model-based Estimates of Unemployment (April to March). The average council tax data are from the Ministry of Housing, Communities & Local Government. Additional notes are also provided at the head of individual sections.

Using the results section

The share of the poll data shown in the results section are based on the average number of votes per party per ward. For example, if there are three candidates for one party, the total number of votes for that party would be divided by three, whereas wards with a single candidate would be divided by one. For the borough and constituency shares, the figures for wards (that is votes divided by candidates) within those areas are summed.

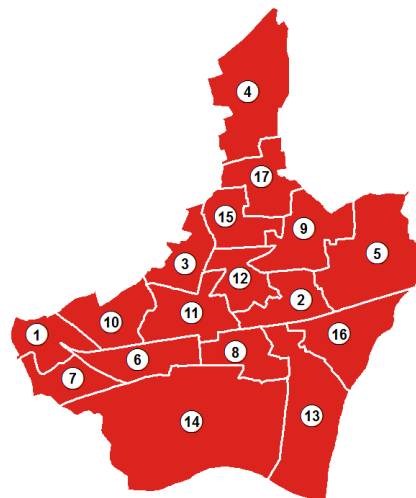
Gains are shown at the top of the results for each ward and show changes since the last election in 2010. Gains do not include any changes of allegiance or from by-elections.

Candidates marked with an asterisk (*) indicate that the candidate was a sitting councillor in that ward, i.e. the incumbent. This takes account of changes that occurred from a by-election. Other points of note: candidates marked in bold were elected, names are shown as surname, then first name, then initials of any middle names. The names displayed are as provided by the borough election officers and, in some cases, are nicknames.

Barking and Dagenham

Labour administration

1 Abbey	11 Mayesbrook
2 Alibon	12 Parsloes
3 Becontree	13 River
4 Chadwell Heath	14 Thames
5 Eastbrook	15 Valence
6 Eastbury	16 Village
7 Gascoigne	17 Whalebone
8 Goresbrook	
9 Heath	
10 Longbridge	



Labour

State of the Parties, 1964-2018

	CON	LAB	LD	Other	Total
3.5.18	-	51	-	-	51
22.5.14	-	51	-	-	51
6.5.10	-	51	-	-	51
4.5.06	1	38	-	12	51
2.5.02	2	42	3	4	51
7.5.98	-	47	1	3	51
5.5.94	-	47	1	3	51
3.5.90	-	44	1	3	48
8.5.86	3	35	5	5	48
6.5.82	3	37	3	5	48
4.5.78	3	42	-	3	48
4.5.74	-	45	-	4	49
13.5.71	-	45	-	4	49
9.5.68	13	32	-	4	49
7.5.64	-	45	-	4	49

% share of the poll, 1964-2018

	% poll	CON	LAB	LD	Other
3.5.18	29.5	21.9	75.1	0.0	3.0
22.5.14	36.5	9.4	51.1	3.7	35.7
6.5.10	60.4	15.3	47.5	11.7	25.5
4.5.06	38.3	18.6	40.5	1.4	39.6
2.5.02	22.8	14.2	54.8	23.5	7.6
7.5.98	25.4	3.3	67.2	23.2	6.2
5.5.94	38.7	3.3	71.3	18.3	7.0
3.5.90	38.6	15.3	70.2	10.4	4.1
8.5.86	34.9	11.2	57.7	22.5	8.6
6.5.82	33.7	22.6	50.5	14.8	12.0
4.5.78	34.0	22.2	63.6	4.5	9.7
4.5.74	26.7	10.8	74.5	6.5	8.2
13.5.71	32.3	11.4	81.7	0.9	6.0
9.5.68	25.2	34.0	51.8	3.9	10.3
7.5.64	29.1	17.2	68.7	8.4	5.7

General Statistics

		Barking and Dagenham	London
Electorate	May 2018	134,965	5,962,160
	May 2014	129,097	5,878,824
Resident population aged 18 and over	Mid 2018	148,100	6,966,400
	Mid 2014	139,200	6,617,600
Estimated % unemployed	2017/18	6.4	5.0
	2013/14	12.9	8.4
Band 'D' council tax	May 2018	£1,412	£1,350
	May 2014	£1,319	£1,302

% share of the poll

	Date	% Poll	CON	LAB	LD	GRE	UKIP	IND	REA	Others
Abbey	3.5.18	30.0	14.8	85.2	-	-	-	-	-	-
	22.5.14	36.8	9.2	56.6	6.0	8.3	17.5	-	-	2.5
Alibon	3.5.18	25.6	24.0	76.0	-	-	-	-	-	-
	22.5.14	34.3	6.9	50.8	5.4	-	36.9	-	-	-
Becontree	3.5.18	28.3	18.4	81.6	-	-	-	-	-	-
	22.5.14	36.8	7.5	61.0	4.8	-	26.7	-	-	-
Chadwell Heath	3.5.18	31.9	31.4	68.6	-	-	-	-	-	-
	22.5.14	36.5	11.9	45.2	5.2	10.4	27.3	-	-	-
Eastbrook	3.5.18	33.4	29.7	51.6	-	-	-	13.1	-	5.6
	22.5.14	36.5	17.0	44.8	-	-	32.2	-	-	6.1
Eastbury	3.5.18	28.8	23.2	76.8	-	-	-	-	-	-
	22.5.14	34.6	8.3	47.8	8.3	-	26.8	-	-	8.9
Gascoigne	3.5.18	29.9	18.1	81.9	-	-	-	-	-	-
	22.5.14	37.6	7.6	64.2	-	-	15.5	7.7	-	4.9
Goresbrook	3.5.18	26.4	21.4	66.4	-	-	-	-	-	12.1
	22.5.14	34.7	6.6	43.7	4.0	-	31.3	-	-	14.4
Heath	3.5.18	26.0	21.5	62.7	-	15.8	-	-	-	-
	22.5.14	35.0	11.0	48.8	6.9	-	33.3	-	-	-
Longbridge	3.5.18	40.6	20.3	79.7	-	-	-	-	-	-
	22.5.14	43.7	13.5	46.6	6.4	6.6	14.4	6.3	-	6.3
Mayesbrook	3.5.18	26.9	26.0	74.0	-	-	-	-	-	-
	22.5.14	34.3	6.8	37.3	-	11.6	35.0	-	-	9.2
Parsloes	3.5.18	25.9	23.7	76.3	-	-	-	-	-	-
	22.5.14	33.1	9.2	52.4	-	-	38.4	-	-	-
River	3.5.18	28.2	21.4	78.6	-	-	-	-	-	-
	22.5.14	35.7	11.3	57.4	-	-	31.2	-	-	-
Thames	3.5.18	28.4	15.4	84.6	-	-	-	-	-	-
	22.5.14	37.4	7.7	58.4	-	-	23.2	-	-	10.7
Valence	3.5.18	26.4	19.0	81.0	-	-	-	-	-	-
	22.5.14	34.8	7.6	46.5	-	11.9	34.0	-	-	-
Village	3.5.18	31.2	20.0	80.0	-	-	-	-	-	-
	22.5.14	39.9	-	60.4	5.9	-	33.7	-	-	-
Whalebone	3.5.18	32.1	24.6	75.4	-	-	-	-	-	-
	22.5.14	37.7	16.2	50.1	6.4	-	27.3	-	-	-

Results

Abbey	Turnout 30.0%		Eastbrook	Turnout 33.4%	
<i>No change</i>			<i>No change</i>		
Butt, Laila *	LAB	2,169	McCarthy, Michael A. *	LAB	1,586
Rodwell, Darren J.	LAB	2,086	Bright, Princess O.	LAB	1,418
Miah, Giasuddin M. *	LAB	2,043	Ramsay, Anthony K. *	LAB	1,391
Manish Wankhade, Archanna	CON	382	Connolly, Susan M.	CON	938
Naqvi, Syed N.R.	CON	362	Harris, Peter J.	CON	868
Panchardcharam, Kresan	CON	353	Mahdi, Dewan C.	CON	728
			Emin, Niazi	IND	372
			McKay, Anthony	BNP	158
Alibon	Turnout 25.6%		Eastbury	Turnout 28.8%	
<i>No change</i>			<i>No change</i>		
Dulwich, John S.	LAB	1,350	Rodwell, Emily V.C.	LAB	1,678
Robinson, Paul D.	LAB	1,306	Rahman, Foyzur	LAB	1,550
Alasia, Sanchia A. *	LAB	1,281	Shaukat, Faraaz *	LAB	1,474
Syers, Keith T.	CON	480	Perry, David	CON	564
Saeed, Tariq	CON	386	Delos Santos, Alejandro	CON	488
Tahir, Rumana	CON	377	Wankhade, Manish	CON	371
Becontree	Turnout 28.3%		Gascoigne	Turnout 29.9%	
<i>No change</i>			<i>No change</i>		
Carpenter, Evelyn *	LAB	2,161	Ashraf, Saima *	LAB	1,560
Fergus, Edna M.	LAB	2,047	Twomey, Dominic A. *	LAB	1,538
Saleem, Muhammad	LAB	1,854	Aziz, Abdul G. *	LAB	1,525
Hall, Richard	CON	625	Talbot-Wallis, Dean K.	CON	345
Khalifa, Mahammad Sajid	CON	378	Talbot-Wallis, Kirsty A.	CON	342
Naqvi, Syed B.R.	CON	364	Khan, Imran	CON	338
Chadwell Heath	Turnout 31.9%		Goresbrook	Turnout 26.4%	
<i>No change</i>			<i>No change</i>		
Bright, Afolasade O. *	LAB	1,528	Bremner, Simon J. *	LAB	1,450
Perry, Simon J.S.	LAB	1,510	Freeborn, Irma L.M. *	LAB	1,346
Khan, Mohammed S.	LAB	1,447	Quadri, Moin A. *	LAB	1,250
Justice, Terrence J.	CON	746	Williams, Paul M.D.	CON	586
Mohan, Monica	CON	653	Noman, Md Abu	CON	361
Lewis, Glyn	CON	651	Yasin, Nadia	CON	358
			Smith, Bede	BNP	246

Heath	Turnout 26.0%	
<i>No change</i>		
Miles, David S. *	LAB	1,326
Martins, Oluwale	LAB	1,253
Robinson, Ingrid	LAB	1,206
Beal, Stephen	CON	486
Benjamins, Susan P.	CON	423
Cekavicus, Martynas	CON	389
Crowley, Matthew J.	GRE	317

Longbridge	Turnout 40.6%	
<i>No change</i>		
Gill, Rocky *	LAB	2,725
Choudhury, Faruk A.	LAB	2,585
Rice, Lynda J. *	LAB	2,356
Boff, Andrew	CON	711
Wijesuriya, Thilina	CON	633
Shaikh, Tamkeen A.	CON	607

Mayesbrook	Turnout 26.9%	
<i>No change</i>		
Bankole, Oluwatoni	LAB	1,352
Haroon, Kashif *	LAB	1,251
Oluwole, Adegboyeja O. *	LAB	1,241
McNab, Andrew J.	CON	541
Khanna, Munish	CON	413
Wijesuriya, Cynthia	CON	395

Parsloes	Turnout 25.9%	
<i>No change</i>		
Rice, Christopher D. *	LAB	1,287
Kangethe, Elizabeth *	LAB	1,240
Akwaboah, Dorothy	LAB	1,197
Gletherow, John	CON	488
Mansuri, Farhanaz	CON	337
Naqvi, Syed M.A.R.	CON	334

River	Turnout 28.2%	
<i>No change</i>		
Keller, Eileen S. *	LAB	1,525
Chand, Peter *	LAB	1,513
Lumsden, Donna R. M.	LAB	1,431
Baillie, Robert	CON	429
Burleton, Richard	CON	420
Echedom, Ada E.	CON	366

Thames	Turnout 28.4%	
<i>No change</i>		
Channer, Josephine S. *	LAB	2,020
Geddes, Cameron *	LAB	1,930
Turner, Bill *	LAB	1,911
Gletherow, Amanda	CON	413
Mukasa, Isaac	CON	343
Shaikh, Akhterrasul	CON	311

Valence	Turnout 26.4%	
<i>No change</i>		
Jones, Jane E. *	LAB	1,579
Worby, Maureen M. *	LAB	1,502
Ghani, Syed F. *	LAB	1,352
Zafar, Rozeena	CON	368
Khalifa, Sumaiyabanu	CON	345
Zahoor, Imran	CON	324

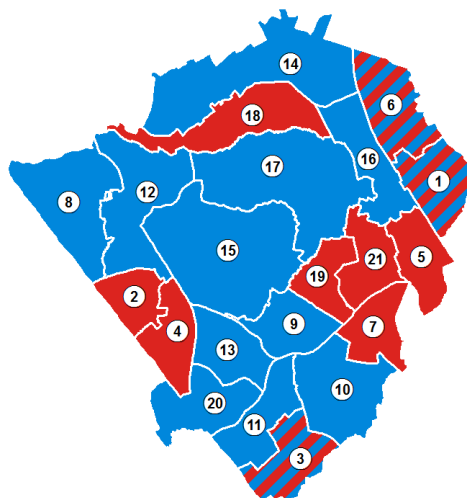
Village	Turnout 31.2%	
<i>No change</i>		
Mullane, Margaret *	LAB	1,829
Waker, Lee R. *	LAB	1,767
Waker, Philip T. *	LAB	1,687
Patten, Vivian	CON	462
Connolly, Neil	CON	439
Harris, Lorraine	CON	420

Whalebone	Turnout 32.1%	
<i>No change</i>		
Paddle, Glenda S.	LAB	1,850
Achilleos, Andrew N.	LAB	1,804
Jamu, Armardeep S.	LAB	1,768
Justice, Mary	CON	631
Kelly, Richard	CON	577
Mohan, Sunaina	CON	557

Barnet

Conservative administration

1 Brunswick Park	12 Hale
2 Burnt Oak	13 Hendon
3 Childs Hill	14 High Barnet
4 Colindale	15 Mill Hill
5 Coppetts	16 Oakleigh
6 East Barnet	17 Totteridge
7 East Finchley	18 Underhill
8 Edgware	19 West Finchley
9 Finchley Church End	20 West Hendon
10 Garden Suburb	21 Woodhouse
11 Golders Green	



■ Conservative ■ Labour

State of the Parties, 1964-2018

	CON	LAB	LD	Other	Total
3.5.18	38	25	-	-	63
22.5.14	32	30	1	-	63
6.5.10	39	21	3	-	63
4.5.06	37	20	6	-	63
2.5.02	33	24	6	-	63
7.5.98	28	26	6	-	60
5.5.94	29	25	6	-	60
3.5.90	39	18	3	-	60
8.5.86	39	18	3	-	60
6.5.82	48	12	-	-	60
4.5.78	49	10	-	1	60
4.5.74	42	17	-	1	60
13.5.71	43	17	-	-	60
9.5.68	56	3	1	-	60
7.5.64	37	13	6	-	56

% share of the poll, 1964-2018

	% poll	CON	LAB	LD	Other
3.5.18	43.7	45.1	38.6	8.7	7.6
22.5.14	40.5	38.6	36.7	7.2	17.5
6.5.10	63.2	41.8	30.1	19.1	9.0
4.5.06	41.7	42.2	26.2	19.1	12.5
2.5.02	34.0	39.9	33.7	16.7	9.7
7.5.98	35.9	38.5	40.0	16.3	5.2
5.5.94	45.4	36.7	40.1	19.4	3.8
3.5.90	50.0	45.9	35.2	10.1	8.8
8.5.86	42.0	43.4	30.5	22.6	3.5
6.5.82	43.3	48.8	23.9	26.2	1.1
4.5.78	43.6	57.1	30.4	9.8	2.7
4.5.74	39.1	48.3	33.1	17.5	1.1
13.5.71	36.8	49.4	37.8	11.6	1.2
9.5.68	40.8	62.5	17.0	20.3	0.3
7.5.64	46.1	43.5	28.7	27.1	0.6

General Statistics

		Barnet	London
Electorate	May 2018	249,738	5,962,160
	May 2014	237,010	5,878,824
Resident population aged 18 and over	Mid 2018	304,300	6,966,400
	Mid 2014	286,900	6,617,600
Estimated % unemployed	2017/18	4.3	5.0
	2013/14	6.8	8.4
Band 'D' council tax	May 2018	£1,435	£1,350
	May 2014	£1,416	£1,302

% share of the poll

	Date	% Poll	CON	LAB	LD	GRE	UKIP	IND	REA	Others
Brunswick Park	3.5.18	45.5	45.4	41.6	4.9	8.1	-	-	-	-
	22.5.14	40.3	41.2	42.7	4.9	11.2	-	-	-	-
Burnt Oak	3.5.18	32.6	23.1	62.3	5.0	9.6	-	-	-	-
	22.5.14	35.7	19.3	56.5	5.5	10.8	-	7.9	-	-
Childs Hill	3.5.18	44.7	38.6	35.5	18.8	7.0	-	-	-	-
	22.5.14	41.5	32.1	29.8	27.5	10.5	-	-	-	-
Colindale	3.5.18	31.4	21.5	70.5	8.0	-	-	-	-	-
	26.6.14	27.8	15.0	67.9	3.3	3.8	10.0	-	-	-
Coppetts	3.5.18	40.0	28.9	61.7	9.4	-	-	-	-	-
	22.5.14	41.1	30.7	49.2	4.2	12.2	-	3.6	-	-
East Barnet	3.5.18	47.1	41.8	43.7	5.7	8.8	-	-	-	-
	22.5.14	41.9	39.9	43.9	3.9	12.3	-	-	-	-
East Finchley	3.5.18	45.4	22.4	62.4	8.5	6.7	-	-	-	-
	22.5.14	43.0	22.5	56.3	7.3	13.9	-	-	-	-
Edgware	3.5.18	44.1	62.6	21.4	8.6	7.5	-	-	-	-
	22.5.14	40.5	55.2	26.3	7.8	10.8	-	-	-	-
Finchley Church End	3.5.18	46.9	64.9	23.5	11.6	-	-	-	-	-
	22.5.14	40.7	49.9	25.8	5.6	10.9	7.8	-	-	-
Garden Suburb	3.5.18	48.1	64.3	15.9	11.2	8.6	-	-	-	-
	7.5.15	<i>n/a</i>	65.0	21.6	5.5	5.4	2.5	-	-	-
	22.5.14	42.3	55.8	22.6	7.8	13.9	-	-	-	-
Golders Green	3.5.18	43.7	64.4	22.9	5.5	7.2	-	-	-	-
	22.5.14	38.8	60.1	25.8	4.8	9.3	-	-	-	-
Hale	3.5.18	49.7	50.9	36.2	5.9	7.0	-	-	-	-
	22.5.14	43.4	43.1	40.0	5.9	10.9	-	-	-	-
Hendon	3.5.18	40.9	61.2	24.9	4.7	6.6	-	-	-	2.7
	22.5.14	37.0	48.6	27.0	5.5	9.1	9.8	-	-	-
High Barnet	3.5.18	55.0	41.5	37.3	8.3	5.7	-	7.2	-	-
	22.5.14	47.6	43.7	23.2	14.8	18.3	-	-	-	-
Mill Hill	3.5.18	43.5	51.1	24.8	20.1	4.0	-	-	-	-
	22.5.14	40.3	37.6	23.9	10.9	6.4	14.1	7.1	-	-
Oakleigh	3.5.18	45.7	50.8	32.2	7.2	9.8	-	-	-	-
	22.5.14	40.7	45.9	25.3	5.0	9.1	12.1	-	-	2.6
Totteridge	3.5.18	46.5	59.6	25.6	8.5	6.3	-	-	-	-
	22.5.14	40.8	48.4	20.7	5.9	9.3	11.1	4.5	-	-

% share of the poll
(continued)

	Date	% Poll	CON	LAB	LD	GRE	UKIP	IND	REA	Others
Underhill	3.5.18	43.0	34.4	51.0	7.1	7.5	-	-	-	-
	5.5.16	<i>n/a</i>	35.4	41.4	8.1	6.9	8.2	-	-	-
	22.5.14	42.8	28.3	38.7	3.7	9.3	20.0	-	-	-
West Finchley	3.5.18	43.6	30.1	44.5	7.4	8.1	-	-	-	9.9
	22.5.14	44.7	27.4	47.5	5.2	10.9	9.0	-	-	-
West Hendon	3.5.18	41.7	50.3	36.9	5.8	7.0	-	-	-	-
	22.5.14	38.0	34.9	43.0	4.0	7.3	10.8	-	-	-
Woodhouse	3.5.18	42.4	29.3	53.9	6.6	7.8	2.4	-	-	-
	22.5.14	41.9	27.9	45.6	4.2	11.0	11.2	-	-	-

Results

Brunswick Park	Turnout 45.5%	Colindale	Turnout 31.4%
<i>1 CON gain from LAB</i>		<i>No change</i>	
Weeden-Sanz, Roberto	CON 2,586	Narenthira, Nagus *	LAB 3,121
Rutter, Lisa *	CON 2,517	Sargeant, Gill *	LAB 2,912
Levine, Kathy *	LAB 2,369	Zubairi, Zakia *	LAB 2,831
Depala, Mukesh H.	CON 2,362	Ezimako, Jethro	CON 1,005
Palmer, Andy	LAB 2,293	Gupta, Anshul	CON 879
Magoba, Clement	LAB 2,184	Mnili, Sabah	CON 818
Farbey, David S.	GRE 443	Hargreaves, Nicole L.	LD 415
Enderby, Clareine	LD 321	Matenaers, Christian A.	LD 375
Hughes, Michael J.	LD 263	Mukadam, Mubin	LD 222
Seger, Roy	LD 221		
Burnt Oak	Turnout 32.6%	Coppetts	Turnout 40.0%
<i>No change</i>		<i>No change</i>	
Conway, Sara T.	LAB 2,440	Patel, Reema *	LAB 2,793
O-Macauley, Charlie *	LAB 2,321	Rawlings, Barry J. *	LAB 2,778
Naqvi, Amar *	LAB 2,320	Coakley-Webb, Pauline V. M. *	LAB 2,767
Aaron, Jack O.	CON 985	Cohen, Daniel B.	CON 1,358
Richer, Nicole A.	CON 892	Stewart, Luke K.	CON 1,300
Dragomirova, Ekaterina T.	CON 755	Skeja, Anila	CON 1,247
Samuel, Ben	GRE 364	Hughes, Julia K.	LD 493
Marks, Robin C.	LD 253	Ollier, Alexander T.	LD 401
Watkins, Millicent	LD 187	Rees, Melvyn K.	LD 381
Zahed, Mosa	LD 129		
Childs Hill	Turnout 44.7%	East Barnet	Turnout 47.1%
<i>1 LAB gain from LD</i>		<i>1 CON gain from LAB</i>	
Ryde, Shimon *	CON 2,262	Cooper, Jo	LAB 2,509
Zinkin, Peter J. L. *	CON 2,243	Williams, Laurie *	LAB 2,509
Clarke, Anne M. B.	LAB 2,224	Byers, Felix Alexander	CON 2,429
Gearson, Vanessa R.	CON 2,222	Cohen, Philip J. *	LAB 2,399
Pate, Lisa M.	LAB 2,080	Pearce, Anne M. D.	CON 2,365
Young, Nigel H.	LAB 1,877	Pavankumar, Pavan	CON 2,310
Cohen, Jack B.	LD 1,279	Curati, Margaret	GRE 498
Palmer, Susette S.	LD 1,126	Finlayson, Jon	LD 339
Patel, Sachin	LD 876	Bullen, David L.	LD 323
Ferguson, Jemma L.	GRE 406	Hooker, Sean J.	LD 302

East Finchley Turnout 45.4%*No change*

Mittra, Arjun K. *	LAB	3,158
Farrier, Claire	LAB	3,151
Moore, Alison *	LAB	3,094
Marks, Lucy	CON	1,176
McKinley, James D.	CON	1,123
Gheasuddin, Adam	CON	1,073
Arram, Joyce M.	LD	545
Lynch, Noel T.	GRE	416
Iwi, Diana C.	LD	377
Stern, Jonathon A.	LD	351
Norman, Stephen P. H.	GRE	313
Mellows, David H.	GRE	287

Edgware Turnout 44.1%*No change*

Gordon, Brian C. *	CON	3,567
Freedman, Linda M.	CON	3,370
Wardle, Sarah J.	CON	3,289
Bilbow, Andrea L.	LAB	1,311
Khnifess, Amir	LD	1,077
Scammell, Jordan C.	LAB	1,019
Dhanani-Sumaria, Kunal	GRE	407
Barber, Stephen D.	LD	273
Manalo, Maria	LD	268
Ferrero Tjera, Jose-Angel	LD	252

Finchley Church End Turnout 46.9%*No change*

Greenspan, Eva *	CON	3,429
Grocock, Jennifer A.	CON	3,192
Thomas, Daniel C. *	CON	3,050
Walkden, Karen Sarah	LAB	1,200
Heneghan, Debs	LAB	1,161
Salmon, Joel Daniel	LAB	1,141
Landeryou, Rita Iris	LD	636
Jackman, Frank John	LD	580
Wakefield, Charles Peter	LD	517

Garden Suburb

Turnout 48.1%

No change

Marshall, John L. *	CON	3,481
Rozenberg, Gabriel S. *	CON	3,442
Grover, Rohit R. *	CON	3,376
Levin, Ruth T.	LAB	880
McGuirk, Mary P.	LAB	854
Mackay, Ben	LAB	815
Dearden, James O.	LD	636
Gostyn, Penelope R.	LD	583
Davies, Jonathan M.	LD	578
Scott Halls, Rachel	GRE	460

Hale

Turnout 49.7%

1 CON gain from LAB

Simberg, Elliot K. *	CON	3,130
Gurung, Lachhya B. *	CON	3,007
Jajeh, Laithe B. *	CON	2,999
Barker, Rachel M.	LAB	2,347
Ambe, Ernest A. F.	LAB	2,166
Velleman, Liron M.	LAB	1,976
Batt, Emile T.	GRE	420
Goodman, Michael R.	LD	397
Creighton, James M.	LD	355
Jacobs, Geoffrey A.	LD	306

Hendon

Turnout 40.9%

No change

Finn, Anthony H. *	CON	3,002
Shooter, Mark R. *	CON	2,950
Fluss, Rebecca N.	CON	2,892
Brown, Jenny M.	LAB	1,217
Ioannidis, Andreas	LAB	1,192
Beere, David J.	LAB	1,185
Legarda, Carmen M.	GRE	316
Moleman, Jason M.	LD	271
Feszczur, Henryk P.	LD	252
Krasniqi, Klevis	LD	163
Zajackowska, Malgorzata	DP	130

High Barnet Turnout 55.0%*No change*

Prentice, Wendy *	CON	2,792
Longstaff, David *	CON	2,764
Teare, Robert D. J.	CON	2,605
Trevethan, Amy M.	LAB	2,604
Balendra, Ange G.	LAB	2,386
Lemon, Paul D.	LAB	2,344
Macdonald, Duncan C.	LD	581
Cohen, Simon J.	LD	577
Michaels, Sharmistha	LD	481
Rowland, Ken	IND	471
Wicksteed, Charles E. K.	GRE	425
Wade, Nathan J.	GRE	328

Mill Hill Turnout 43.5%*No change*

Duschinsky, Val *	CON	3,009
Hart, John R. *	CON	2,977
Bokaei, Golnar	CON	2,867
Barker, Katherine	LAB	1,555
Barker, Mike	LAB	1,431
Gurung, Kamal B.	LAB	1,307
Logue, Richard J.	LD	1,236
Tichbourne, Roger M.	LD	1,200
Pickup, Donna J.	LD	1,045
Lynch, Michelle	GRE	301
Quartey-Papafio, Kwatelai	GRE	166

Oakleigh Turnout 45.7%*No change*

Smith, Thomas R.	CON	2,814
Sowerby, Stephen L. *	CON	2,774
Rajput, Sachin *	CON	2,768
Hudson, Angie	LAB	1,943
Mahoney, Nick	LAB	1,734
Probyn, Paul A.	LAB	1,629
Bailey, Gabrielle	GRE	535
Edgar, Elisabeth A.	LD	421
Smith, Lisa M.	LD	420
Morrissey, Honora M.	LD	349

Totteridge Turnout 46.5%*No change*

Cornelius, Alison J. *	CON	2,862
Stock, Caroline *	CON	2,810
Cornelius, Richard A. *	CON	2,800
Camina, Cameron	LAB	1,294
Graterol-Montilla, Nancy C.	LAB	1,197
Persad, Rob	LAB	1,150
Turner, Janice	LD	451
Brickwood, Fiona	LD	433
Trup, Jacob	GRE	362
Keech, David J.	LD	322
Obedencio, Raymundo	GRE	236

Underhill Turnout 43.0%*No change*

Edwards, Paul J. *	LAB	2,635
Brayne, Jess *	LAB	2,556
Roberts, Tim *	LAB	2,447
Bond, Gaynor L.	CON	1,839
Akindiji, Lara	CON	1,769
Romain, Maximillian H.	CON	1,547
Corney, Victor P. E.	LD	507
Laughton, Dawn	GRE	467
Fitzgerald, Gerard E.	LD	282
Phillips, Eunice M.	LD	280
Guile, Bridgitte C.	GRE	278

West Finchley Turnout 43.6%*No change*

Houston, Ross S. *	LAB	2,326
McGuirk, Kath *	LAB	2,279
Rich, Danny	LAB	2,069
Smith, Afshan	CON	1,563
Jacobs, Doron	CON	1,518
Tennakoon, Ajantha T.	CON	1,424
Shribman, Amanda H.	WEP	497
Garcia, Carolina R.	LD	428
Colmans, John	GRE	418
Burns, David H.	GRE	394
Darrer, Thomas G.	LD	357
Finlay, Ronald A.	LD	318

West Hendon Turnout 41.7%*3 CON gains from LAB*

Don, Saira	CON	2,196
Prager, Alex	CON	2,155
Richman, Helene P.	CON	2,130
Slocombe, Agnes C. *	LAB	2,078
Khalick, Humayune R.	LAB	2,074
Langleben, Adam M.	LAB	2,014
Green, Miriam R.	GRE	299
Churchus, Daniel	LD	264
Lees, Michael J.	LD	238
Watson, David A.	LAB	184

Woodhouse

Turnout 42.4%

No change

Hutton, Anne C. *	LAB	2,915
Cooke, Geof *	LAB	2,796
Schneiderman, Alan *	LAB	2,677
Higgins, Mark E.	CON	1,547
Marlow, James	CON	1,514
Shaer, Simon	CON	1,499
Burstein, Diane C.	GRE	541
Spensley, Tanya	LD	411
Landau, Jonathan	LD	366
Onyeche, Nicole C.	GRE	354
Vaswani, Gardi	GRE	316
Vakili, Dara	LD	254
Khan, Karl	UKIP	122

By-elections**Garden Suburb***07 May 2015**No change*

Grover, Rohit R.	CON	5,015
Solomons, Janet F.	LAB	1,667
Akbikyik, Altan R.	LD	423
Ward, Adele	GRE	418
Ryan, Barry D.	UKIP	194

*Resignation of Seal, Daniel (CON)***Underhill***05 May 2016**No change*

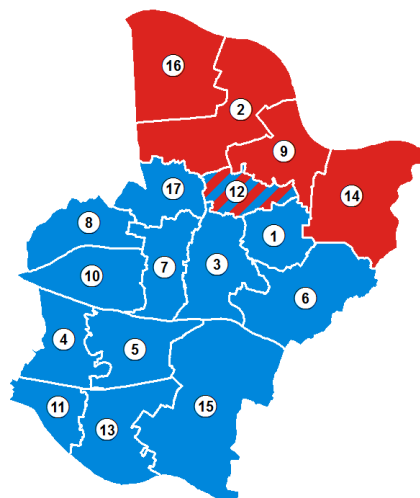
Brayne, Jess	LAB	2,314
Evans, Lesley	CON	1,979
Ryan, Barry	UKIP	459
Macdonald, Duncan C.	LD	452
Fletcher, Phil	GRE	387

Resignation of Trevethan, Amy (LAB)

Bexley

Conservative administration

1	Barnehurst	11	Longlands
2	Belvedere	12	Northumberland Heath
3	Bexleyheath	13	Sidcup
4	Blackfen & Lamorbey	14	Slade Green & Northend
5	Blendon & Penhill	15	St. Mary's & St. James
6	Crayford	16	Thamesmead East
7	Crook Log	17	West Heath
8	East Wickham		
9	Erith		
10	Falconwood & Welling		



■ Conservative ■ Labour

State of the Parties, 1964-2018

	CON	LAB	LD	Other	Total
3.5.18	34	11	-	-	45
22.5.14	45	15	-	3	63
6.5.10	52	11	-	-	63
4.5.06	54	9	-	-	63
2.5.02	30	32	1	-	63
7.5.98	32	24	6	-	62
5.5.94	24	24	14	-	62
3.5.90	35	18	9	-	62
8.5.86	36	15	11	-	62
6.5.82	41	14	7	-	62
4.5.78	43	18	-	1	62
4.5.74	37	22	-	-	59
13.5.71	24	32	-	-	56
9.5.68	55	-	-	1	56
7.5.64	17	39	-	-	56

% share of the poll, 1964-2018

	% poll	CON	LAB	LD	Other
3.5.18	37.5	49.9	33.7	5.9	10.6
22.5.14	39.6	37.6	25.3	2.7	34.4
6.5.10	66.9	42.7	23.8	13.3	20.3
4.5.06	42.3	49.9	24.4	11.8	13.9
2.5.02	35.9	41.8	33.0	14.7	10.6
7.5.98	35.8	41.1	39.7	18.6	0.6
5.5.94	49.6	38.0	36.4	24.7	0.8
3.5.90	50.1	47.2	36.3	12.7	3.9
8.5.86	46.4	43.4	29.5	26.6	0.5
6.5.82	45.4	50.5	23.8	25.5	0.2
4.5.78	46.3	51.5	39.1	5.9	3.5
4.5.74	41.4	49.8	38.3	11.8	0.1
13.5.71	46.6	43.9	52.9	2.9	0.4
9.5.68	48.0	65.2	28.4	3.9	2.5
7.5.64	47.1	37.4	49.3	11.8	1.5

General Statistics

		Bexley	London
Electorate	May 2018	174,188	5,962,160
	May 2014	179,050	5,878,824
Resident population aged 18 and over	Mid 2018	191,700	6,966,400
	Mid 2014	184,300	6,617,600
Estimated % unemployed	2017/18	3.9	5.0
	2013/14	7.8	8.4
Band 'D' council tax	May 2018	£1,524	£1,350
	May 2014	£1,432	£1,302

% share of the poll

	Date	% Poll	CON	LAB	LD	GRE	UKIP	IND	REA	Others
Barnehurst	3.5.18	38.8	57.4	33.5	-	-	9.0	-	-	-
	22.5.14	42.3	43.6	19.8	-	-	33.8	-	-	2.7
Belvedere	3.5.18	34.0	37.4	62.6	-	-	-	-	-	-
	22.5.14	38.8	22.3	37.8	-	-	29.0	-	-	10.9
Bexleyheath	3.5.18	39.5	58.6	25.5	8.7	-	7.2	-	-	-
Blackfen and Lamorbey	3.5.18	38.7	45.0	19.8	9.6	-	11.0	14.6	-	-
	22.5.14	41.6	30.2	11.9	3.7	-	30.0	17.2	-	7.0
Blendon and Penhill	3.5.18	37.7	60.1	21.7	7.3	-	10.8	-	-	-
	22.5.14	41.2	43.0	15.7	-	-	31.7	-	-	9.6
Brampton	22.5.14	45.5	45.6	18.6	-	-	29.6	-	-	6.2
Christchurch	22.5.14	39.6	40.0	20.0	4.9	-	28.8	-	-	6.4
Colyers	22.5.14	40.3	29.7	25.3	-	-	30.1	-	-	14.9
Cray Meadows	22.5.14	36.3	37.3	19.1	4.5	-	28.3	-	-	10.8
Crayford	3.5.18	35.1	47.0	32.7	9.2	-	11.2	-	-	-
	22.5.14	37.6	47.0	36.4	-	-	-	-	-	16.6
Crook Log	3.5.18	40.9	60.0	30.7	9.3	-	-	-	-	-
	22.5.14	39.2	39.7	18.7	5.6	-	28.4	-	-	7.7
East Wickham	3.5.18	38.4	54.2	36.7	-	-	-	-	-	9.1
	22.5.14	40.0	35.0	22.7	4.9	-	28.3	-	-	9.1
Erith	3.5.18	32.4	31.0	62.4	-	-	-	-	-	6.6
	22.5.14	35.6	22.3	39.4	-	-	28.9	-	-	9.5
Falconwood and Welling	3.5.18	39.7	50.2	27.5	4.7	8.5	7.1	-	-	2.0
	22.5.14	42.6	36.9	18.4	5.4	-	29.9	-	-	9.4
Lesnes Abbey	22.5.14	42.2	28.5	35.8	-	-	28.6	-	-	7.1
Longlands	3.5.18	41.3	56.9	25.8	10.8	-	6.5	-	-	-
	22.5.14	39.7	44.4	19.0	7.0	-	29.6	-	-	-
North End	22.5.14	33.3	25.6	46.1	-	12.7	-	-	-	15.6
Northumberland Heath	3.5.18	38.4	44.8	42.9	7.0	-	-	-	-	5.2
	22.5.14	42.1	47.9	31.9	7.7	-	-	-	-	12.5
Sidcup	3.5.18	38.9	51.5	21.9	6.4	9.5	6.2	-	-	4.5
	22.5.14	40.6	43.5	14.6	5.3	12.1	20.4	-	-	4.1
Slade Green and Northend	3.5.18	29.8	24.9	51.3	-	11.6	12.2	-	-	-
	22.5.14	42.9	60.9	16.7	4.9	9.6	-	-	-	7.9
St. Mary's and St. James	3.5.18	40.4	66.4	23.6	10.1	-	-	-	-	-
St. Michael's	30.6.16	<i>n/a</i>	37.4	33.5	4.7	2.2	18.2	-	-	4.2
	22.5.14	37.9	33.9	20.9	-	-	34.2	-	-	10.9
Thamesmead East	3.5.18	29.3	21.3	68.9	-	-	-	-	-	9.9
	22.5.14	32.8	28.3	71.7	-	-	-	-	-	-
West Heath	3.5.18	40.7	54.7	28.8	7.8	-	8.7	-	-	-

Results

Barnehurst	Turnout 38.8%	Blendon & Penhill	Turnout 37.7%
<i>New ward in 2018</i>		<i>New ward in 2018</i>	
Bishop, Brian J. *	CON 1,833	Wildman, Adam L.	CON 2,835
Jackson, Howard W.	CON 1,751	O'Hare, Nick *	CON 2,759
Chase, Alexis C.L.A.	LAB 1,060	Leaf, David *	CON 2,683
Ali, Ali	LAB 1,033	Ball, Pat P.R.	LAB 1,098
Buttar, Harry H.S.	UKIP 282	Mace, Christopher J.	LAB 978
Ferro, Mike B.M.	UKIP 280	Silk, Brian M.	LAB 917
		Harris, Linda A.	UKIP 497
		Albakri, Jawharah Q.	LD 334
Belvedere	Turnout 34.0%	Crayford	Turnout 35.1%
<i>New ward in 2018</i>		<i>New ward in 2018</i>	
Hinkley, Sally	LAB 2,403	Seymour, Melvin N. *	CON 1,958
Francis, Daniel *	LAB 2,353	Lucia-Hennis, Geraldene A. *	CON 1,918
Putson, Dave D.C.	LAB 2,307	Bishop, Christine F. *	CON 1,896
Moon, Graham A.	CON 1,457	Day, Anna R.	LAB 1,489
Brooks, Frazer L.	CON 1,429	Folarin, Elizabeth TO.	LAB 1,270
Price, Natalie	CON 1,330	Malik, Munir M.N.	LAB 1,254
		Forster, Keith	UKIP 460
		Ash, Sean M.P.	LD 375
Bexleyheath	Turnout 39.5%	Crook Log	Turnout 40.9%
<i>New ward in 2018</i>		<i>New ward in 2018</i>	
Gower, Sue S.P.	CON 2,806	Bailey, Linda J. *	CON 2,922
Pallen, Eileen P.M. *	CON 2,770	O'Neill, Teresa A.J. *	CON 2,843
Smith, Brad B.G. *	CON 2,765	Camsey, Sybil M. *	CON 2,785
Davies, Liam J.	LAB 1,280	Mace, Janet M.	LAB 1,482
Turner, Pauline	LAB 1,223	Vyas, Shekhar	LAB 1,458
Hacker, Keri	LAB 1,126	Smith, Andy A.I.	LAB 1,430
Hall, David J.	LD 413	Ahmet, Gem C.	LD 440
Dunford, John W.	UKIP 361		
Dunford, Paula C.	UKIP 325		
Blackfen & Lamorbey	Turnout 38.7%	East Wickham	Turnout 38.4%
<i>New ward in 2018</i>		<i>New ward in 2018</i>	
Craske, Peter H.*	CON 2,688	Hall, Steven F. *	CON 2,473
Hunt, James K.A. *	CON 2,686	Newton, Caroline *	CON 2,341
Munur, Cafer *	CON 2,110	Catterall, Christine M. *	CON 2,308
Jenkins, Daniel T.	LAB 1,179	Marchant, Sam S.G.	LAB 1,727
Steedman, Kathy K.J.	LAB 1,100	Riches, Anthony S.	LAB 1,558
Parish, Rob R.F.	LAB 1,011	Akintomide-Awkinwamide, Victoria	
McManus, Becci R.J.	IND 809	O.V.	LAB 1,536
Smith, Lynn L.S.*	UKIP 611	Jones, Michael	BNP 398
Ilisley, Lewis J.	LD 530		

Erith Turnout 32.4%*New ward in 2018*

Ferreira, Joe J.D.W. *	LAB	1,463
Taylor, Nicola	LAB	1,447
Reader, Irene P.	CON	747
Smith, Eliot	CON	697
Mackie, Pamela	BNP	154

Falconwood & Welling Turnout 39.7%*New ward in 2018*

Betts, Nigel P. *	CON	2,641
Clark, Val V.C. *	CON	2,470
French, Louie T. *	CON	2,317
Lovelace, Dave D.R.P.	LAB	1,437
Murphy, Matthew J.	LAB	1,326
Surendran, Murali S.	LAB	1,302
Clarke, Malcolm F.	UKIP	426
Radbon, Elisabeth J.	GRE	420
Gould, Frank T.	UKIP	328
Perrin, Pamela M.	UKIP	292
Kelly, Robin P.	LD	233
McCoy, Jaymie R.	BNP	101

Longlands Turnout 41.3%*New ward in 2018*

Bacon, Gareth A. *	CON	2,038
Dourmouh, Andy A. *	CON	1,672
Davies, Ana A.	LAB	868
Briant, Donna	LAB	817
Hurren, Paul W.	LD	353
Harris, Graham J.	UKIP	212

Northumberland Heath Turnout 38.4%*New ward in 2018*

Fuller, John P. *	CON	1,419
Perfect, Wendy J.	LAB	1,333
Sams, Ray R.S. *	CON	1,331
Malik-Smith, Aisha N.	LAB	1,301
Bargery, Paul A.	LD	215
Howard, Robert D.	BNP	160

Sidcup Turnout 38.9%*New ward in 2018*

Bacon, Cheryl *	CON	2,597
Slaughter, June E. *	CON	2,426
Diment, Richard T.	CON	2,314
Charles, Peter E.	LAB	1,095
Chodha, Jo J.E.	LAB	1,094
Steedman, Derek C.	LAB	931
Rooks, Jonathan S.	GRE	450
Reynolds, Simone	LD	366
Kurten, David M.	UKIP	296
Paul, Adrian D.	LD	292
Sexton, David F.	LD	260
Brooks, John J.R.	BNP	130
Williams, Laurence	NLP	82

Slade Green & Northend Turnout 29.8%*New ward in 2018*

Langstead, Brenda M. *	LAB	1,291
Borella, Stef S.P. *	LAB	1,272
D'amiral, Graham M. *	CON	668
Poon, Viny F.K.	CON	575
McGannon, Mac C.E. *	UKIP	305
Chaise, Sophie N.	GRE	289

St. Mary's & St. James Turnout 40.4%*New ward in 2018*

Downing, Alan	CON	2,273
Sawyer, Alex *	CON	2,049
Gray, Teresa B.	LAB	788
Browning, John R.J.	LAB	747
Nicolle, David J.	LD	328

Thamesmead East Turnout 29.3%*New ward in 2018*

Amaning, Esther A. *	LAB	1,932
Hackett, Danny P. *	LAB	1,868
Ogundayo, Mabel D. *	LAB	1,856
Brooks, Mark J.	CON	661
Boryslawska, Elzbieta J.	CON	596
Umeadi, Bonny B.B.N.	CON	490
Ezenwata, Endy N.E. *	CPA	270

West Heath **Turnout 40.7%***New ward in 2018*

Reader, Peter R.M. *	CON	2,831
Davey, John C. *	CON	2,726
Read, Philip D. *	CON	2,663
McCawley, Ian R.	LAB	1,639
Osayomi, Ade A.A.	LAB	1,361
Oduja, Folasade O.F.	LAB	1,324
Reader, Steve S.J.	UKIP	438
Weedon, Stuart R.S.	LD	390

By-elections**St. Michael's***30 June 2016**No change*

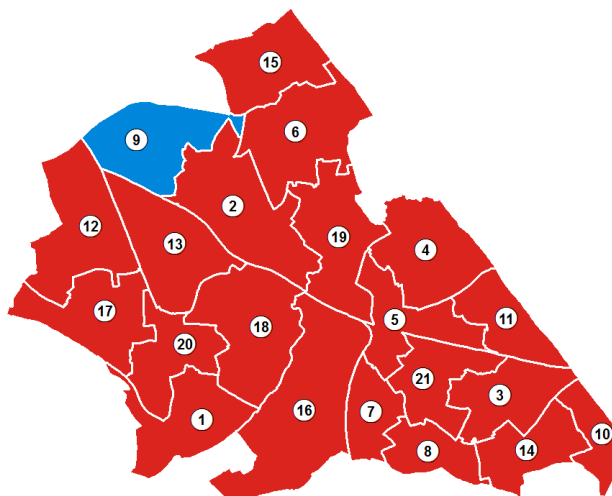
Sams, Ray S.	CON	939
Marchant, Sam G.	LAB	840
Forster, Keith	UKIP	456
Reynolds, Simone	LD	117
Jones, Michael	BNP	105
Moran, Derek J.	GRE	54

Resignation of Pollard, Joe (CON)

Brent

Labour administration

1	Alperton	12	Northwick Park
2	Barnhill	13	Preston
3	Brondesbury Park	14	Queens Park
4	Dollis Hill	15	Queensbury
5	Dudden Hill	16	Stonebridge
6	Fryent	17	Sudbury
7	Harlesden	18	Tokyngton
8	Kensal Green	19	Welsh Harp
9	Kenton	20	Wembley Central
10	Kilburn	21	Willesden Green
11	Mapesbury		



■ Conservative ■ Labour

State of the Parties, 1964-2018

	CON	LAB	LD	Other	Total
3.5.18	3	60	-	-	63
22.5.14	6	56	1	-	63
6.5.10	6	40	17	-	63
4.5.06	15	21	27	-	63
2.5.02	19	35	9	-	63
7.5.98	19	43	4	-	66
5.5.94	33	28	5	-	66
3.5.90	31	29	6	-	66
8.5.86	20	43	3	-	66
6.5.82	30	33	3	-	66
4.5.78	27	39	-	-	66
4.5.74	25	35	-	-	60
13.5.71	22	38	-	-	60
9.5.68	49	11	-	-	60
7.5.64	26	34	-	-	60

% share of the poll, 1964-2018

	% poll	CON	LAB	LD	Other
3.5.18	36.7	21.9	58.7	11.4	8.0
22.5.14	36.3	20.1	47.6	16.4	16.0
6.5.10	60.1	21.8	41.8	29.5	6.9
4.5.06	37.3	27.6	34.3	27.1	11.0
2.5.02	30.2	33.2	42.0	16.5	8.4
7.5.98	36.9	35.5	47.3	14.0	3.2
5.5.94	48.3	42.8	40.1	14.0	3.2
3.5.90	42.9	43.9	39.2	13.6	3.3
8.5.86	44.1	35.9	46.1	17.6	0.3
6.5.82	46.2	42.1	36.1	21.6	0.1
4.5.78	47.6	47.5	47.3	2.5	2.7
4.5.74	35.0	44.5	44.5	8.0	3.0
13.5.71	39.7	39.1	57.5	2.5	0.9
9.5.68	37.5	65.7	28.2	4.7	1.4
7.5.64	36.1	43.4	43.6	11.9	1.1

General Statistics

		Brent	London
Electorate	May 2018	224,386	5,962,160
	May 2014	217,118	5,878,824
Resident population aged 18 and over	Mid 2018	258,100	6,966,400
	Mid 2014	246,700	6,617,600
Estimated % unemployed	2017/18	5.7	5.0
	2013/14	9.2	8.4
Band 'D' council tax	May 2018	£1,425	£1,350
	May 2014	£1,362	£1,302

% share of the poll

	Date	% Poll	CON	LAB	LD	GRE	UKIP	IND	REA	Others
Alperton	3.5.18	46.8	22.0	58.2	9.0	10.8	-	-	-	-
	22.5.14	45.9	10.9	48.4	34.0	6.8	-	-	-	-
Barnhill	3.5.18	34.2	25.2	64.0	7.4	-	-	3.4	-	-
	22.5.14	32.1	26.2	54.3	6.8	9.0	-	3.7	-	-
Brondesbury Park	3.5.18	40.9	40.3	48.2	11.4	-	-	-	-	-
	22.5.14	36.5	40.0	29.1	15.0	15.9	-	-	-	-
Dollis Hill	3.5.18	43.1	10.3	59.1	28.7	-	-	-	-	1.8
	22.5.14	43.7	12.4	44.8	35.0	7.8	-	-	-	-
Dudden Hill	3.5.18	37.5	13.6	58.4	11.5	10.5	-	2.3	-	3.7
	22.5.14	41.1	9.6	44.6	23.3	12.4	6.7	-	-	3.3
Fryent	3.5.18	34.5	32.3	67.7	-	-	-	-	-	-
	22.5.14	34.8	24.8	56.7	6.0	12.5	-	-	-	-
Harlesden	3.5.18	30.3	9.6	78.4	12.1	-	-	-	-	-
	22.5.14	30.2	7.6	59.5	9.4	13.2	-	-	-	10.3
Kensal Green	3.5.18	34.5	10.9	62.2	11.1	12.4	3.4	-	-	-
	17.12.15	20.3	14.6	53.4	23.9	5.9	2.2	-	-	-
	22.5.14	33.1	11.3	54.6	15.2	19.0	-	-	-	-
Kenton	3.5.18	39.8	49.3	37.1	6.5	7.0	-	-	-	-
	5.3.15	23.0	51.6	39.4	3.3	5.7	-	-	-	-
	22.5.14	35.6	53.0	31.5	5.0	10.5	-	-	-	-
Kilburn	3.5.18	33.5	13.2	62.2	14.2	-	-	10.4	-	-
	5.5.16	44.0	16.6	59.0	9.5	9.4	4.8	0.7	-	-
	22.5.14	32.3	13.5	52.7	9.7	18.5	-	-	-	5.6
Mapesbury	3.5.18	37.3	16.5	54.2	16.3	13.0	-	-	-	-
	22.5.14	35.0	11.5	35.6	31.8	21.1	-	-	-	-
Northwick Park	3.5.18	36.5	34.0	55.1	-	11.0	-	-	-	-
	22.5.14	37.5	42.6	45.3	4.8	7.3	-	-	-	-
Preston	3.5.18	37.9	33.5	55.3	7.1	-	-	4.1	-	-
	22.5.14	35.7	33.7	40.5	5.9	7.8	8.5	-	-	3.6
Queens Park	3.5.18	39.3	14.0	42.3	19.6	9.4	-	-	-	14.6
	22.5.14	34.0	19.0	44.6	16.1	20.2	-	-	-	-
Queensbury	3.5.18	39.7	38.5	47.3	7.1	7.0	-	-	-	-
	22.5.14	40.5	36.6	43.1	4.4	7.0	8.9	-	-	-
Stonebridge	3.5.18	31.0	11.0	89.0	-	-	-	-	-	-
	22.5.14	32.6	8.7	73.0	9.9	8.4	-	-	-	-
Sudbury	3.5.18	44.1	11.5	48.0	35.0	5.6	-	-	-	-
	22.5.14	41.5	10.9	44.0	34.3	7.1	-	3.7	-	-

**% share of the poll
(continued)**

	Date	% Poll	CON	LAB	LD	GRE	UKIP	IND	REA	Others
Tokyngton	3.5.18	29.9	20.9	60.2	8.4	10.5	-	-	-	-
	22.5.14	32.4	19.0	57.9	11.6	11.6	-	-	-	-
Welsh Harp	3.5.18	33.7	23.8	65.2	7.7	-	3.3	-	-	-
	22.5.14	34.8	17.8	51.5	7.5	10.2	13.0	-	-	-
Wembley Central	3.5.18	42.5	16.3	67.7	9.1	6.9	-	-	-	-
	22.5.14	38.8	11.2	47.7	34.3	6.8	-	-	-	-
Willesden Green	21.6.18	25.5	10.3	69.8	8.8	11.1	-	-	-	-
	22.5.14	34.1	7.1	42.7	13.7	14.0	-	-	-	22.5

Harlesden Turnout 30.3%*No change*

McLeish, Lloyd E. *	LAB	2,425
Murray, Joshua M.	LAB	2,310
Patel, Mili *	LAB	2,156
Latham, Sarah	LD	397
Newhall, Diana M.	CON	312
Scott, Peter J. R.	LD	310
Al-Jawad, Hazel	CON	277
Ocampo, Martha	CON	252

Kensal Green Turnout 34.5%*No change*

Chan, Jumbo *	LAB	2,258
Hector, Claudia *	LAB	2,179
Kelcher, Matt *	LAB	1,998
Hopkins, Samuel D.	GRE	427
Dunn, Daisy N.	LD	416
Moore, Sophia	CON	393
Hoffman, Stephen A.	CON	389
Sutherland, Deborah M.	LD	370
Thomas, Isabella	LD	360
Asif, Khatheja	CON	348
Flanagan, Frances	UKIP	118

Kenton Turnout 39.8%*No change*

Kansagra, Suresh L. *	CON	1,884
Colwill, Reg *	CON	1,795
Maurice, Michael D. *	CON	1,699
Seelan, Rajan	LAB	1,454
Moloney, Colum	LAB	1,345
Reid, Nyela	LAB	1,244
Nair, Aruna	LD	346
Miller-Howe, Shonte L.	GRE	256
Thomas, James M. R.	LD	213
Wharton, Duncan	LD	152

Kilburn Turnout 33.5%*No change*

Conneely, Rita L. *	LAB	2,613
Abdi, Abdirazak M.	LAB	2,431
Hassan, Faduma D.	LAB	2,387
Levy, Mireille F.	LD	631
Brand, Charles D. W.	LD	611
Moores, Edward J.	CON	545
Brockbank, Louie	CON	527
Roberts, Monica	CON	503
Rethans, Derick	LD	456
Duffy, John *	IND	412

Mapesbury Turnout 37.3%*1 LAB gain from LD*

Colacicco, Lia G. L. *	LAB	2,129
Dar, Tariq	LAB	1,971
Shahzad, Ahmad *	LAB	1,750
Currie, George H. W.	CON	615
Gilbert, Alyssa R.	LD	610
Simister, Poppy	CON	602
Crabtree, Clayton C.	LD	580
Dunn, Anthony P.	LD	573
Newhall, James A.	CON	559
Bartle, Scott	GRE	499
Evans, Lenia	GRE	463
Ogier, Sophie	GRE	439

Northwick Park Turnout 36.5%*No change*

Perrin, Keith *	LAB	2,055
Johnson, Robert O.	LAB	1,862
McLennan, Margaret A. *	LAB	1,855
Gohl, Ekta	CON	1,244
Dokwal, Sushil G.	CON	1,161
Sadhu, Nilesh	CON	1,155
Rebbitt, Simon D.	GRE	383

Preston		Turnout 37.9%		Stonebridge		Turnout 31.0%	
<i>No change</i>				<i>No change</i>			
Thakkar, Anita	LAB	2,423		Aden, Abdi *	LAB	3,177	
Kennelly, Daniel	LAB	2,320		Knight, Promise C.	LAB	2,995	
Afzal, Ihtesham M.	LAB	2,135		Ezeajughi, Ernest N. *	LAB	2,945	
Mistry, Hema	CON	1,541		Baker, Theresa M.	CON	428	
Netimah, Felix D.	CON	1,364		Maurice, Alison R.	CON	382	
Haque, Badrul	CON	1,261		Padro, Joan E.	CON	317	
Conduit, Gillian M.	LD	341					
Smith, Adrian J.	LD	285					
Shaikh, Mohammed E.	LD	258					
Deen, Jeffrey H.	IND	172					
Queens Park		Turnout 39.3%		Sudbury		Turnout 44.1%	
<i>No change</i>				<i>No change</i>			
Nerva, Neil B. *	LAB	1,862		Daly, Mary *	LAB	2,304	
Denselow, James H. *	LAB	1,835		Butt, Saqib I.	LAB	2,131	
Southwood, Eleanor M. *	LAB	1,766		Stephens, Thomas C.	LAB	2,015	
Carter, Virginia L. B.	LD	1,005		Lorber, Paul	LD	1,793	
Khan, Hussain S.	LD	767		Rawal, Kalpana	LD	1,522	
Unger, Deborah C.	LD	763		Rawal, Selina K.	LD	1,386	
Alley, Chris	CON	700		Kapadia, Tarun	CON	592	
Ko, Emma W. K.	WEP	626		Patel, Ashok K.	CON	497	
Phipps, Ellie	CON	593		Oberai, Savinder	CON	460	
Vose, Nick	CON	519		Osborn, Rose	GRE	249	
Stockbridge, Poppy	GRE	507					
Mansook, John	GRE	373					
McNally, Lawrence F.	GRE	336					
Queensbury		Turnout 39.7%		Tokyington		Turnout 29.9%	
<i>No change</i>				<i>No change</i>			
Patel, Ramesh *	LAB	2,211		Butt, Muhammed A. *	LAB	2,651	
Kabir, Sandra M. *	LAB	2,148		Sheth, Ketan *	LAB	2,597	
Naheerathan, Kana *	LAB	2,100		Hylton, Orleen *	LAB	2,522	
Mistry, Kanta	CON	1,902		Bageire, Kelvin	CON	949	
Patel, Jayanti	CON	1,828		Pollock, Jonathan D. A.	CON	906	
Iqbal, Mick	CON	1,530		Russell, Dan P.	CON	838	
Lewis, John D.	LD	359		Francis, Martin R.	GRE	450	
Cruickshank, Peggy J.	LD	323		Brown, Karen M. C.	LD	415	
Ahmet, Nesrin K.	GRE	318		Khalid, Abid	LD	310	
Ngan, Larry	LD	290					

Welsh Harp Turnout 33.7%*No change*

Agha, Amer *	LAB	1,953
Mashari, Roxanne *	LAB	1,918
Farah, Harbi *	LAB	1,846
Binks, Steven	CON	730
Sharma, Andy	CON	712
Young, Edward	CON	644
Ayres, Diana	LD	282
Raingold, Freda	LD	212
Sisson, Richard H. W.	LD	182
Beckman, Andrew S.	UKIP	116
North, Janice	UKIP	113
Yewdall, Robin	UKIP	61

Willesden Green

Turnout 25.5%

No change

Donnelly-Jackson, Fleur	LAB	1,683
Chappell, Elliot G.	LAB	1,679
Miller, Tom *	LAB	1,618
Lish, Shaka	GRE	289
Goodwill, Harry	CON	280
Murry, Peter R.	GRE	256
Dunn, Felicity J.	LD	254
Relton, William K.	GRE	250
Chowdhury, Shahin	CON	237
Jawad, Ali M. A.	CON	218
Thiessen, Ulla U.	LD	189
Wheatley, Christopher C.	LD	184

Wembley Central

Turnout 42.5%

No change

Sheth, Krupa *	LAB	3,210
Murray, Wilhelmina M. *	LAB	3,187
Patterson, Luke	LAB	2,996
Fergusson, George	CON	768
Brewis, Adin J.	CON	755
Butcher, Lacey E.	CON	734
Patel, Jyotshna	LD	540
Brown, Valerie L.	LD	435
Patel, Rohan B.	GRE	318
Wharton, Robert	LD	288

By-elections**Kensal Green**

Turnout 20.3%

*17 December 2015**No change*

Chan, Jumbo	LAB	931
Dickson, Sarah	LD	417
Alley, Chris	CON	255
Hassan, Jafar	GRE	102
Nibbs, Juliette J	UKIP	38

*Death of Filson, Dan (LAB)***Kilburn**

Turnout 44.0%

*05 May 2016**No change*

Pitruzzella, Barbara	LAB	2,841
Robertson, Calvin	CON	802
Boulter, Tilly	LD	456
Murry, Peter	GRE	452
North, Janice	UKIP	232
Jeffers, Elcena	IND	35

*Death of Oladapo, Tayo (LAB)***Kenton**

Turnout 23.0%

*05 March 2015**No change*

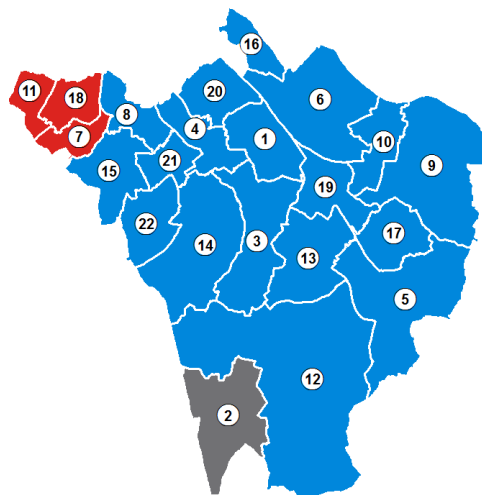
Maurice, Michael	CON	1,097
Lo, Vincent	LAB	839
Lichten, Michaela	GRE	121
Wharton, Robert	LD	70

Death of Patel, Bhiku (CON)

Bromley

Conservative administration

1 Bickley	12 Darwin
2 Biggin Hill	13 Farnborough and Crofton
3 Bromley Common and Keston	14 Hayes and Coney Hall
4 Bromley Town	15 Kelsey And Eden Park
5 Chelsfield and Pratts Bottom	16 Mottingham and Chislehurst North
6 Chislehurst	17 Orpington
7 Clock House	18 Penge And Cator
8 Copers Cope	19 Petts Wood and Knoll
9 Cray Valley East	20 Plaistow and Sundridge
10 Cray Valley West	21 Shortlands
11 Crystal Palace	22 West Wickham



■ Conservative
 ■ Labour
 ■ Independent

State of the Parties, 1964-2018

	CON	LAB	LD	Other	Total
3.5.18	50	8	-	2	60
22.5.14	51	7	-	2	60
6.5.10	53	3	4	-	60
4.5.06	49	4	7	-	60
2.5.02	41	6	13	-	60
7.5.98	28	7	25	-	60
5.5.94	32	7	21	-	60
3.5.90	43	11	6	-	60
8.5.86	44	10	6	-	60
6.5.82	52	5	3	-	60
4.5.78	48	12	-	-	60
4.5.74	44	14	2	-	60
13.5.71	41	15	4	-	60
9.5.68	52	5	3	-	60
7.5.64	38	15	7	-	60

% share of the poll, 1964-2018

	% poll	CON	LAB	LD	Other
3.5.18	40.0	45.4	24.0	13.7	16.8
22.5.14	40.8	39.6	17.6	8.8	34.1
6.5.10	68.9	49.6	15.1	24.2	11.2
4.5.06	42.0	54.6	12.1	25.2	8.1
2.5.02	36.8	51.1	14.0	32.2	2.6
7.5.98	40.8	45.3	18.7	35.0	1.1
5.5.94	48.1	40.9	20.2	36.6	2.3
3.5.90	49.8	49.5	23.3	23.3	4.0
8.5.86	46.8	48.7	19.1	32.1	0.1
6.5.82	47.8	56.9	14.3	27.9	0.9
4.5.78	45.5	62.2	25.0	12.0	0.7
4.5.74	42.9	49.3	25.9	24.5	0.3
13.5.71	43.1	50.2	30.2	19.4	0.2
9.5.68	46.4	61.7	12.1	25.8	0.4
7.5.64	47.9	48.3	25.2	25.5	1.0

General Statistics

		Bromley	London
Electorate	May 2018	240,249	5,962,160
	May 2014	236,553	5,878,824
Resident population aged 18 and over	Mid 2018	257,200	6,966,400
	Mid 2014	249,800	6,617,600
Estimated % unemployed	2017/18	3.8	5.0
	2013/14	5.9	8.4
Band 'D' council tax	May 2018	£1,425	£1,350
	May 2014	£1,362	£1,302

% share of the poll

	Date	% Poll	CON	LAB	LD	GRE	UKIP	IND	REA	Others
Bickley	3.5.18	43.1	53.7	15.9	14.5	11.7	4.2	-	-	-
	22.5.14	41.8	53.5	13.1	6.9	9.3	17.3	-	-	-
Biggin Hill	3.5.18	39.9	29.0	7.6	8.3	6.3	10.8	38.0	-	-
	22.5.14	41.4	39.9	7.0	12.6	8.2	32.2	-	-	-
Bromley Common and Keston	3.5.18	36.2	56.8	21.0	10.3	11.9	-	-	-	-
	22.5.14	39.9	43.5	14.6	5.8	13.4	22.6	-	-	-
Bromley Town	3.5.18	40.5	35.8	21.6	31.3	11.4	-	-	-	-
	22.5.14	37.5	39.3	20.7	10.6	14.2	15.2	-	-	-
Chelsfield and Pratts Bottom	3.5.18	42.1	56.1	15.2	11.5	12.3	4.9	-	-	-
	22.5.14	47.5	43.0	10.1	8.2	10.5	28.1	-	-	-
Chislehurst	3.5.18	38.7	60.3	15.9	10.6	13.2	-	-	-	-
	22.5.14	38.7	48.6	13.6	5.8	11.5	20.5	-	-	-
Clock House	3.5.18	46.0	24.5	42.4	20.8	12.3	-	-	-	-
	22.5.14	42.4	27.8	30.7	11.3	16.3	13.9	-	-	-
Copers Cope	3.5.18	44.9	37.7	21.2	28.2	10.9	2.1	-	-	-
	22.5.14	38.6	40.4	17.8	10.1	16.3	15.3	-	-	-
Cray Valley East	3.5.18	31.7	41.1	33.2	6.8	9.7	9.3	-	-	-
	22.5.14	35.6	25.4	16.0	17.0	8.1	24.8	-	-	8.8
Cray Valley West	3.5.18	29.0	32.0	20.6	6.7	9.1	10.3	19.8	-	1.4
	22.5.14	34.9	21.6	18.4	4.6	6.4	23.8	22.4	-	2.8
Crystal Palace	3.5.18	34.8	13.3	57.4	12.8	16.5	-	-	-	-
	22.5.14	37.1	9.5	38.4	24.1	17.2	10.8	-	-	-
Darwin	3.5.18	40.4	72.8	11.2	8.1	7.9	-	-	-	-
	22.5.14	48.1	51.0	7.0	3.4	4.6	34.1	-	-	-
Farnborough and Crofton	3.5.18	43.8	57.2	13.0	13.7	8.1	5.3	-	-	2.6
	22.5.14	45.0	50.4	11.1	7.1	10.8	20.7	-	-	-
Hayes and Coney Hall	3.5.18	40.8	55.4	17.3	11.2	11.4	4.6	-	-	-
	22.5.14	42.1	45.4	12.3	7.5	12.4	22.4	-	-	-
Kelsey And Eden Park	3.5.18	42.1	45.7	26.8	13.4	10.1	3.9	-	-	-
	22.5.14	41.7	44.0	17.0	8.9	12.3	17.7	-	-	-
Mottingham and Chislehurst North	3.5.18	33.4	43.4	40.1	7.3	9.2	-	-	-	-
	22.5.14	36.3	32.6	21.4	4.3	9.4	26.1	-	-	6.1
Orpington	3.5.18	38.1	58.3	19.0	12.0	10.7	-	-	-	-
	22.5.14	42.5	45.1	11.9	7.8	12.4	22.9	-	-	-
Penge And Cator	3.5.18	39.8	17.7	54.2	9.4	18.7	-	-	-	-
	22.5.14	39.7	17.1	43.9	5.9	18.9	14.2	-	-	-

**% share of the poll
(continued)**

	Date	% Poll	CON	LAB	LD	GRE	UKIP	IND	REA	Others
Petts Wood and Knoll	3.5.18	46.5	63.1	12.8	12.0	12.0	-	-	-	-
	22.5.14	46.5	52.4	10.1	8.2	11.5	17.9	-	-	-
Plaistow and Sundridge	3.5.18	40.0	37.2	29.5	10.3	9.6	5.0	-	-	8.4
	22.5.14	37.0	34.0	21.3	9.2	15.4	20.1	-	-	-
Shortlands	3.5.18	42.7	60.0	16.0	13.9	10.2	-	-	-	-
	22.5.14	43.8	49.3	13.9	8.9	10.5	17.4	-	-	-
West Wickham	3.5.18	42.5	55.3	18.7	11.8	10.7	3.5	-	-	-
	22.5.14	44.4	46.9	15.6	7.9	10.2	19.4	-	-	-

Results

Bickley	Turnout 43.1%	Bromley Town	Turnout 40.5%
<i>No change</i>		<i>No change</i>	
Gabbert, Kira	CON 2,935	Dykes, Nicky *	CON 2,129
Lymer, Kate *	CON 2,919	Harmer, Will *	CON 2,008
Smith, Colin P. *	CON 2,827	Rutherford, Michael *	CON 1,878
Oliver, Jann H.	LAB 1,022	Kanat, Rhian C.	LD 1,835
Corbett, Helen	LD 897	Ireland, Julie M.	LD 1,772
Roberts, Mike	LAB 805	Webber, Sam	LD 1,653
Martin, David	LD 753	Kay, Juliet	LAB 1,285
Spence, Martin C. C.	LAB 744	Alsworth, Glyn	LAB 1,254
Wilkinson, David I.	LD 697	Parkhouse, Josie C. M.	LAB 1,094
Austin, Roger B.	GRE 630	Robertson, Roisin T. S.	GRE 639
Quarterman, David R.	UKIP 225		
Biggin Hill	Turnout 39.9%	Chelsfield and Pratts Bottom	Turnout 42.1%
<i>2 IND gains from CON</i>		<i>No change</i>	
Bennington, Julian W. *	IND 1,175	Botting, Mike	CON 2,928
Stevens, Melanie M. *	IND 1,149	Page, Angela *	CON 2,770
Hewitt, Linda C.	CON 929	Huntington-Thresher, Samaris V. C. *	CON 2,715
Sims, Tody E.	CON 848	Mills, Margaret A.	LAB 809
Grainger, Julian P. G.	UKIP 360	Richardson, Stephen M.	LAB 748
Gostt, Geoff	LD 336	Moore, Peter J.	LAB 726
Jenner, Emmett	UKIP 301	Loosemore-Reppen, Gerda C.	LD 674
Fisher, Timothy A.	LAB 242	Bray, John R.	LD 620
Gunby, Clive	LAB 224	Sloan, Daniel	GRE 616
Wheller, Karen N.	GRE 205	Webber, Jonathan E.	LD 434
Enock, Paul A.	GRE 182	Porter, Michael W.	UKIP 246
Casey, Graeme L.	LD 171	Philp, Brian J.	UKIP 244
Bromley Common and Keston	Turnout 36.2%	Chislehurst	Turnout 38.7%
<i>No change</i>		<i>No change</i>	
Michael, Alexa C. A. *	CON 2,781	Bouhey, Katy *	CON 3,094
Jefferys, David B.	CON 2,714	Terry, Kieran S. C.	CON 2,900
McIlveen, Robert	CON 2,638	Sharma, Suraj	CON 2,784
Evans, Robert N.	LAB 1,048	Mole, Christian R.	LAB 901
Welsh, Eileen M.	LAB 996	Maroney, Mick	LAB 748
Ingham, Brian	LAB 957	Nixon, Eugene P.	LAB 660
Witham, Hannah M.	GRE 568	Gardiner, Stella R.	GRE 642
Carter, Alan	LD 537	Magrath, Ian M.	LD 607
Broadhurst, Clive A.	LD 514	Cliff, Robert P.	LD 507
Bentley, Christopher P.	LD 421	Lewis, Simon J.	LD 436

Clock House Turnout 46.0%*1 LAB gain from CON*

Allen, Vanessa A. *	LAB	2,638
Dunn, Ian W. *	LAB	2,386
King, Josh	LAB	2,254
Phillips, Christopher W. S.	CON	1,470
Harris, Christine	CON	1,407
Pattenden, Scott C.	CON	1,328
Corbett, Juliet	LD	1,218
Jones, Michael	LD	1,197
Bambrough, Adam P.	LD	1,151
Nugent, Nicola S.	GRE	704

Copers Cope Turnout 44.9%*No change*

Tickner, Michael J. *	CON	2,291
Wells, Stephen F. C. *	CON	2,245
Mellor, Russell L. *	CON	2,125
Davis, Alison M.	LD	1,785
Ross, Chloe-Jane	LD	1,680
Wilsher, Rich	LD	1,516
Gerada, Charlotte R.	LAB	1,333
McPartlan, Tony	LAB	1,238
Obikoya, Olasupo A.	LAB	1,178
Fabricant, Ruth	GRE	642
Hayman, Andrew S.	UKIP	133
Reakes, Graham F.	UKIP	115

Cray Valley East Turnout 31.7%*No change*

Pierce, Chris *	CON	1,619
Bear, Yvonne J. M.	CON	1,601
Stranger, Harry R.	CON	1,446
Arthur, Nathaniel	LAB	1,363
Taylor, Christopher W.	LAB	1,224
Davis, Gillian H.	LAB	1,178
Hemingway, Paul C.	GRE	365
Greenhough, Mick	UKIP	363
Smith, Ayse M.	UKIP	337
Bishop, Caitlin	LD	308
Cooper, Martin	LD	238
Wilsher, Rhianna S.	LD	221

Cray Valley West Turnout 29.0%*2 CON gains from UKIP*

Ellis, Judi *	CON	1,465
Hitchins, Colin W.	CON	1,365
Stevens, Gary E.	CON	1,228
Galvin, Kelly J.	LAB	973
Stevens, Gary J.	LAB	838
Willetts, Colin	IND	838
Lovell, Richard S.	LAB	809
Livett, David G. *	UKIP	480
Ramus, Garry G.	UKIP	394
Cope, Steven	GRE	387
Barker, Katherine E.	LD	366
Williams, Magdalena	LD	298
Scott Brooks, Peter R.	LD	190
Finch, Sean E.	LIBT	60

Crystal Palace Turnout 34.8%*No change*

Wilkins, Angela *	LAB	1,985
Ahmad, Marina	LAB	1,755
Phillippo, Mark W.	GRE	536
Bridge, Philippa A.	LD	527
Wilson, Craig D.	CON	442
Gupta, Sunil	CON	421
Marshall, David	LD	309

Darwin Turnout 40.4%*No change*

Scoates, Richard W. *	CON	1,201
Evans, Frank J.	LAB	185
Scott Brooks, Millicent	LD	133
Wilson, Jan	GRE	130

Farnborough and Crofton Turnout 43.8%*No change*

Evans, Robert J. *	CON	3,276
Joel, Charles *	CON	3,208
Marlow, Christopher D.	CON	2,987
Catchpole, Ian	LD	810
Clark, Malcolm D.	LAB	789
Tweddle, Allan J. J.	LD	776
McNamara, Christine L.	LAB	744
Loosemore, Oliver	LD	683
Pead, John L.	LAB	619
Galloway, Tamara E.	GRE	449
Tracey, Kenneth J.	UKIP	295
Baldwin, Mandy	FBM	142

Hayes and Coney Hall Turnout **40.8%***No change*

Arthur, Graham L. *	CON	3,096
Fortune, Peter T. *	CON	3,087
Reddin, Neil R. *	CON	2,830
Ayres, Peter J.	LAB	950
Emerson, Gail	LAB	950
Ingham, Glenys S.	LAB	918
Griffiths, Ellen M. M.	LD	733
Ion, Mary E.	GRE	621
Griffiths, Tudor	LD	559
Fox, Michael F. J.	LD	535
Rudd, Michael J.	UKIP	261
Pearson, Sandra T.	UKIP	243

Kelsey And Eden Park Turnout **42.1%***No change*

Dean, Peter L. *	CON	2,563
Smith, Diane H. *	CON	2,532
Wibberley, Dave	CON	2,412
Bardsley, Marie E.	LAB	1,579
Chauhan, Naresh	LAB	1,462
Dempster, John A.	LAB	1,358
Anderson, Hayley	LD	859
Matthews, Taylor R. C.	LD	675
Jackson, Robert A.	LD	670
Thomas, Gareth C.	GRE	553
Butcher, Valerie A.	UKIP	214

Mottingham and Chislehurst North Turnout **33.4%***No change*

Cartwright, David *	CON	1,111
Rowlands, Will	CON	992
Harrison, Nick	LAB	972
Smith, Kathy	LAB	969
Matos, Kate	GRE	223
Webber, Victoria E.	LD	185
Houghton, John P.	LD	171

Orpington Turnout **38.1%***No change*

Botting, Kim D. *	CON	2,857
Tunncliffe, Pauline A. *	CON	2,729
Huntington-Thresher, William K. E. *	CON	2,694
Price, Christopher J.	LAB	949
Fussing, Vibeke B. M.	LAB	947
Wretham, Gareth L.	LAB	805
Hall, Michael J.	LD	674
Mackay, Elaine J.	LD	598
Marriott, Michael H.	GRE	507
Rometsch, Reinhard P.	LD	430

Penge And Cator Turnout **39.8%***No change*

Bance, Kathy *	LAB	3,259
Brooks, Kevin C. *	LAB	2,828
Jeal, Simon D.	LAB	2,692
Dalton, Sarah J.	CON	1,021
Allen, Geoffrey	GRE	1,009
Jopson, Neil M.	CON	952
Kenyon, David E.	CON	897
Pierre, Marguerite	LD	576
Douglas-Green, Jonathan R.	LD	507
Storry, Philip J.	LD	447

Petts Wood and Knoll Turnout **46.5%***No change*

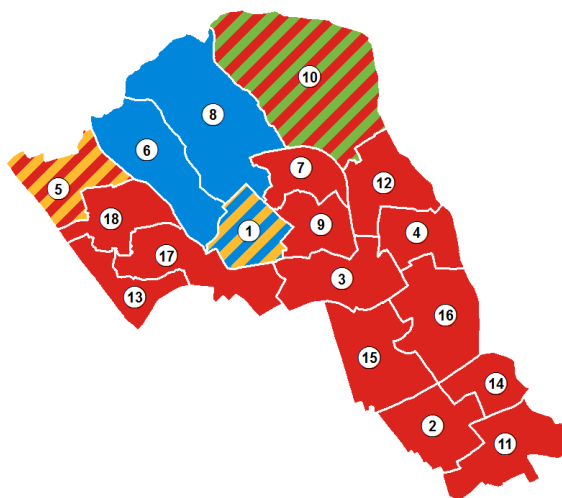
Onslow, Keith	CON	3,426
Owen, Tony *	CON	3,299
Fawthrop, Simon H. *	CON	3,104
Astier, Lesley A.	LD	863
Devlin, Benjamin M.	LAB	744
Gallagher, Jemma S.	LAB	694
Childs, Martin J.	GRE	626
Cranenburgh, Stephen L.	LAB	565
Loosemore, John	LD	544
Berridge, Michael J.	LD	471

Plaistow and Sundridge			Turnout 40.0%			West Wickham			Turnout 42.5%		
<i>No change</i>						<i>No change</i>					
Allatt, Gareth G.	CON	1,991	Brock, Mark	CON	3,072						
Morgan, Peter L. W. *	CON	1,957	Bennett, Nicholas J. *	CON	2,834						
Turner, Michael *	CON	1,935	Gray, Hannah *	CON	2,804						
Stack, Angie	LAB	1,696	David, Eli B. B.	LAB	1,003						
Remon, Pam	LAB	1,578	Adams, Jeremy R.	LAB	971						
Thomson, Simon T.	LAB	1,392	Crispin, Joanne E.	LAB	969						
Furniss, Lesley C.	LD	616	Spencer-Boyce, James	LD	846						
Alessio, Dominic	LD	558	Campbell B. Rust, Jenny C.	GRE	562						
Street, John R.	GRE	504	Peaple, Nigel J.	LD	532						
Furniss, Peter R.	LD	452	Wells, Stephen	LD	489						
Macvay, Caroline J.	WEP	440	Jackson, Victor H.	UKIP	223						
Gulliver, Patricia C.	UKIP	265	Chuck, Colin E.	UKIP	183						
			Danes, Brian W.	UKIP	148						
Shortlands			Turnout 42.7%								
<i>No change</i>											
Cooke, Mary F.	CON	2,080									
Cuthbert, Aisha E.	CON	1,935									
Hart, Richard E.	LAB	570									
Corbett, Richard E.	LD	511									
McKibbin, Dermot A.	LAB	500									
Navarro-Weitzel, Ilona	LD	417									
Garrett, Ann C.	GRE	342									

Camden

Labour administration

1	Belsize	Garden	
2	Bloomsbury	12	Kentish Town
3	Camden Town with Primrose Hill	13	Kilburn
4	Canteloves	14	King's Cross
5	Fortune Green	15	Regent's Park
6	Frognaal and Fitzjohns	16	St. Pancras and Sommers Town
7	Gospel Oak	17	Swiss Cottage
8	Hampstead Town	18	West Hampstead
9	Haverstock		
10	Highgate		
11	Holborn And Covent		



■ Conservative
 ■ Labour
 ■ Liberal Democrat
 ■ Green

State of the Parties, 1964-2018

	CON	LAB	LD	Other	Total
3.5.18	7	43	3	1	54
22.5.14	12	40	1	1	54
6.5.10	10	30	13	1	54
4.5.06	14	18	20	2	54
2.5.02	11	35	8	-	54
7.5.98	10	43	6	-	59
5.5.94	7	47	5	-	59
3.5.90	15	42	2	-	59
8.5.86	13	44	2	-	59
6.5.82	26	33	-	-	59
4.5.78	26	33	-	-	59
4.5.74	12	48	-	-	60
13.5.71	11	49	-	-	60
9.5.68	42	18	-	-	60
7.5.64	26	34	-	-	60

% share of the poll, 1964-2018

	% poll	CON	LAB	LD	Other
3.5.18	37.3	21.1	48.9	16.8	13.2
22.5.14	38.7	21.7	44.4	14.2	19.7
6.5.10	59.6	25.7	33.4	29.0	11.9
4.5.06	37.5	26.8	29.5	27.3	16.4
2.5.02	28.5	25.9	33.7	22.5	17.9
7.5.98	33.4	23.0	44.1	22.7	10.1
5.5.94	42.3	21.0	48.2	18.1	12.7
3.5.90	46.2	26.2	44.2	9.8	19.8
8.5.86	46.7	26.9	50.0	19.7	3.4
6.5.82	45.1	33.6	40.8	25.0	0.6
4.5.78	43.4	47.6	46.9	3.2	2.2
4.5.74	37.1	37.1	54.7	7.0	1.2
13.5.71	38.2	37.7	59.5	1.8	1.0
9.5.68	34.8	54.9	38.5	5.5	1.1
7.5.64	35.6	40.7	51.8	5.7	1.7

General Statistics

		Camden	London
Electorate	May 2018	151,153	5,962,160
	May 2014	155,240	5,878,824
Resident population aged 18 and over	Mid 2018	204,400	6,966,400
	Mid 2014	190,700	6,617,600
Estimated % unemployed	2017/18	5.2	5.0
	2013/14	7.6	8.4
Band 'D' council tax	May 2018	£1,418	£1,350
	May 2014	£1,325	£1,302

% share of the poll

	Date	% Poll	CON	LAB	LD	GRE	UKIP	IND	REA	Others
Belsize	3.5.18	42.5	31.6	27.1	31.8	6.2	-	3.3	-	-
	22.5.14	38.3	35.2	25.2	25.2	8.2	-	6.2	-	-
Bloomsbury	3.5.18	31.7	19.5	56.1	13.0	11.3	-	-	-	-
	22.5.14	33.1	20.9	48.6	7.2	14.8	8.4	-	-	-
Camden Town with Primrose Hill	3.5.18	34.9	19.2	55.0	12.8	13.0	-	-	-	-
	22.5.14	38.1	17.6	49.6	8.3	16.3	-	8.3	-	-
Cantelowes	3.5.18	36.2	8.9	58.0	19.7	13.4	-	-	-	-
	22.5.14	40.6	10.6	57.6	14.0	17.8	-	-	-	-
Fortune Green	3.5.18	41.6	18.6	37.0	34.3	10.1	-	-	-	-
	22.5.14	39.2	25.1	31.4	32.1	11.3	-	-	-	-
Frognaal and Fitzjohns	3.5.18	41.7	51.3	26.0	12.3	6.3	-	4.1	-	-
	22.5.14	33.8	55.4	20.7	9.9	14.1	-	-	-	-
Gospel Oak	3.5.18	36.6	13.5	49.9	24.4	12.2	-	-	-	-
	9.11.17	36.2	15.2	57.5	25.7	-	-	-	-	1.6
	4.5.17	36.2	17.9	50.2	20.1	9.3	2.6	-	-	-
	22.5.14	40.7	16.4	48.0	6.5	15.0	10.8	-	-	3.3
Hampstead Town	3.5.18	46.5	42.1	24.1	28.4	5.3	-	-	-	-
	7.5.15	67.0	50.9	26.1	10.3	11.3	-	1.4	-	-
	22.5.14	43.7	42.9	21.3	23.6	12.1	-	-	-	-
Haverstock	3.5.18	33.6	11.6	59.9	17.2	11.3	-	-	-	-
	22.5.14	42.5	9.1	43.9	27.5	10.8	8.7	-	-	-
Highgate	3.5.18	50.4	12.8	41.0	6.4	38.2	-	1.6	-	-
	22.5.14	50.0	18.4	42.6	4.8	34.2	-	-	-	-
Holborn and Covent Garden	3.5.18	32.5	17.8	60.1	9.4	12.7	-	-	-	-
	22.5.14	35.5	19.4	55.1	6.4	13.9	-	5.2	-	-
Kentish Town	3.5.18	37.5	9.0	65.7	9.2	16.1	-	-	-	-
	22.5.14	40.8	10.9	53.4	7.5	20.9	7.4	-	-	-
Kilburn	3.5.18	32.4	16.1	62.5	12.9	8.6	-	-	-	-
	22.5.14	38.3	12.4	50.9	26.5	10.2	-	-	-	-
King's Cross	3.5.18	29.7	12.7	61.1	10.2	12.8	-	-	-	3.2
	22.5.14	34.5	16.2	55.5	9.1	19.1	-	-	-	-
Regent's Park	3.5.18	31.7	16.4	61.8	8.6	-	-	13.3	-	-
	22.5.14	36.0	17.2	50.9	5.8	14.4	11.8	-	-	-
St. Pancras and Somers Town	3.5.18	35.1	8.1	73.9	6.6	8.8	2.6	-	-	-
	5.3.15	21.8	12.0	72.8	4.7	10.5	-	-	-	-
22.5.14	38.6	9.6	70.2	5.8	14.4	-	-	-	-	
Swiss Cottage	3.5.18	38.5	36.6	43.1	12.2	7.2	-	0.9	-	-
	22.5.14	34.7	43.5	33.8	9.9	12.8	-	-	-	-
West Hampstead	3.5.18	38.0	25.9	40.6	24.7	8.9	-	-	-	-
	22.5.14	38.2	22.9	33.7	26.4	9.1	6.0	-	-	2.0

Results

Belsize	Turnout 42.5%		Cantelowes	Turnout 36.2%	
<i>2 LD gains from CON</i>			<i>No change</i>		
Simon, Tom H.	LD	1,250	Mason, Angela *	LAB	1,829
Adams, Steve	CON	1,201	Beales, Danny *	LAB	1,780
Porritt, Luisa M.	LD	1,179	Singh, Ranjit	LAB	1,503
Roberts, Kirsty	CON	1,170	Hays, Catherine W.	LD	804
Roy, Leila *	CON	1,162	Hattam, Christopher W.	LD	488
Newman, Benjamin S.	LD	1,127	Bury, Fran	GRE	449
Calmus, James J.	LAB	1,067	Karasinski, Max	LD	442
Sethi, Sucharita	LAB	996	Keshishian, Catherine A.	GRE	435
Khatoon, Momota	LAB	971	O'Farrell, Trevor	GRE	301
Katchi, Sara	GRE	238	Tansey, Ben	CON	276
Eyres, Phyl	GRE	223	Fox, Robert	CON	270
Rumble, Nigel	IND	123	Susiluoto, Alexi	CON	240
Bloomsbury			Fortune Green		Turnout 41.6%
<i>No change</i>			<i>No change</i>		
Harrison, Adam D.G. *	LAB	1,045	Rea, Flick *	LD	1,496
Francis, Sabrina A. *	LAB	983	Russell, Lorna J. *	LAB	1,468
Madlani, Rishi *	LAB	931	Olszewski, Richard *	LAB	1,353
Tavares, Paul	CON	365	Floti, Sorin	LAB	1,326
Ahmed, Shahin	CON	334	Bridge, Adrian	LD	1,209
Malique, Abdul	CON	330	Shackle, Tracey E.	LD	1,138
Headland, Jane M.	LD	254	Taylor, Phillip	CON	758
De Malet Roquefort, Aimery	LD	242	Ahmed, Shamin	CON	663
Straughton, Jane-Eve F.	GRE	226	Kaae, Axel	CON	659
Wright, Martin P.G.	LD	191	Jack, Helen M.	GRE	378
McCracken, Robert	GRE	188			
Jimenez, Juan	GRE	183			
Camden Town with Primrose Hill			Frognaal And Fitzjohns		Turnout 41.7%
<i>No change</i>			<i>No change</i>		
Callaghan, Pat *	LAB	1,936	Newman, Henry	CON	1,631
Cotton, Richard S. *	LAB	1,664	Parkinson, Andrew	CON	1,621
Pietragnoli, Lazzaro *	LAB	1,570	Spinella, Gio *	CON	1,595
McQueen, Catherine	CON	632	Shirazi, Rebecca E.	LAB	846
Horne, Peter	CON	602	Chadwick, Richard D.	LAB	838
Roberts, Joel	CON	573	McAnena Wood, Gail	LAB	776
Lefley, John	LD	457	Ward, Anne	LD	438
Howard, Rik	GRE	434	Francisco, Valdir	LD	366
Wright, Anne M.	LD	407	Krishna, Shashank	LD	358
Milaszkiewicz, Mark	GRE	384	Harris, Charles H.	GRE	234
Nicholson, Lawrence J.	LD	335	Humphrey, Anton	GRE	163
			De Morais, Marx	IND	135
			Patten, Tara	IND	128
			Cameron, Stephen	IND	122

Gospel Oak Turnout 36.6%*No change*

Mulholland, Jenny *	LAB	1,502
Boyland, Marcus J. *	LAB	1,442
Revah, Lorraine *	LAB	1,361
Dixey, Judy	LD	759
Crosher, Stephen	LD	739
Kirk, Matthew J.	LD	603
Walby, Jane	GRE	412
Blair, Will	CON	411
Mainds, Cathleen	CON	399
Webber, John	CON	350
Kendrick, Dominic	GRE	292

Hampstead Town Turnout 46.5%*No change*

Stark, Stephen *	CON	1,522
Cooper, Oliver *	CON	1,455
Higson, Maria	CON	1,400
Chung, Linda	LD	1,247
Cullinan, Sue	LAB	898
Haslem-Jones, Andrew J.	LD	879
Coles, Will	LD	826
Mandich, Sunny	LAB	811
Slater, James S.	LAB	799
Bourn, Richard D.	GRE	243
Pawlyn, Michael W.	GRE	175
Short, Ramsay	GRE	135

Haverstock Turnout 33.6%*No change*

Kelly, Alison M. *	LAB	1,814
Quadir, Abdul *	LAB	1,653
Wood, Abi *	LAB	1,606
Fraser, Jill E.	LD	661
Fleming, Jack F.E.	LD	412
Walker, Pam	GRE	401
Bultingaire, Yannik S.	LD	383
Ellis, Daniel J.	CON	354
Ewins, Tom	CON	321
Sumner, Mike	GRE	317
Bhansali, Rahoul	CON	305
Turner, Mike	GRE	241

Highgate

Turnout 50.4%

No change

Berry, Sian *	GRE	2,073
Wright, Anna	LAB	1,741
Lewis, Oliver *	LAB	1,727
Raman, Maddy	LAB	1,530
De Keyser, Kirsten	GRE	1,387
Holmes, John	GRE	1,197
Finn, Simone	CON	563
Seifert, Ben	CON	501
Ormiston, Jim	CON	493
Djurkovic, Helena	LD	284
Potts, Henry W.W.	LD	248
Pickthall, Stephen R.	LD	245
O'Mara, Emily	IND	83
Buhayer, Constantine	IND	48

Holborn And Covent Garden

Turnout 32.5%

No change

Fulbrook, Julian G.H. *	LAB	1,716
Vincent, Sue *	LAB	1,705
Olad, Awale M.*	LAB	1,604
Frost, Alison	CON	544
Keep, Andrew	CON	497
Merrin, Richard	CON	446
Dowding, Luke	GRE	419
Naughtie, Andrew	LD	312
Mason, John	GRE	291
Wattebot O'Brien, Charlotte B.C.	LD	257
Wagner, Eric	LD	216

Kentish Town

Turnout 37.5%

No change

Gould, Georgia *	LAB	2,376
Headlam-Wells, Jenny *	LAB	2,310
Apak, Meric *	LAB	2,238
Pawlyn, Kelly	GRE	572
Searle, Dee	GRE	568
Greenwood, Charley	GRE	556
Miller, Margo D.	LD	348
Chapwell, Mac	CON	345
Davies, Darryl	CON	339
Hjort, Victor	LD	324
Newbrook, Jill	LD	300
Patel, Shreena	CON	261

Kilburn Turnout 32.4%*No change*

Beattie, Douglas *	LAB	1,733
Eslamdoust, Maryam *	LAB	1,722
Gardiner, Thomas K. *	LAB	1,613
Richardson, Harry	CON	457
Stockley, Georgina	CON	433
Sen, Sanjoy	CON	416
King, James R.	LD	390
Grauberg, Janet C.	LD	385
Kothari, Davi	LD	268
Spencer, Matthew	GRE	239
Alcantara, Carmen M.G.	GRE	230
Nicholl, Sarah	GRE	225

King's Cross Turnout 29.7%*No change*

Simpson, Jonathan A. *	LAB	1,191
Robertson, Georgie	LAB	1,180
Hai, Abdul *	LAB	1,130
Barker, Emma	GRE	377
Gardner, Robyn	CON	281
Lester, Adam	CON	242
Jones, Elizabeth M.S.	LD	239
Dyas, Samuel	CON	205
Hart, Nicola A.	GRE	198
Johnson, Mark	LD	174
Kirk, Ekaterina	LD	171
Levidow, Les	GRE	157
Connor, Robert J.	DVP	62

Regent's Park Turnout 31.7%*No change*

Shah, Nadia *	LAB	1,803
Ali, Nash *	LAB	1,783
Johnson, Heather M. *	LAB	1,497
Ellis, Alexander	CON	467
De Villiers, Chantelle	CON	451
Ricketts, Carole	CON	428
Christofi, Steven	IND	364
Jackson-Roberts, Margaret A.	LD	244
Gordon, John A.	LD	234
Kumaravel, Surya	LD	229

St. Pancras and Somers Town Turnout 35.1%*No change*

Khatoon, Samata *	LAB	2,611
Robinson, Roger L. *	LAB	2,520
Tomlinson, Paul E. *	LAB	2,460
Swasey, Tina	GRE	341
Allen, David	CON	295
Bartlett, Doreen	CON	295
Scantlebury, Mark	GRE	264
Stansfield, Kimberley L.	LD	251
Lingard, Robert	CON	243
Hoyle, Sarah	LD	230
Barker, James M.	LD	192
Butt, Oliver D.R.	UKIP	103
Cooke, Christopher	UKIP	84
Game, Giles	UKIP	82

Swiss Cottage Turnout 38.5%*3 LAB gains from CON*

Bello O'Shanahan, Nayra	LAB	1,605
Cassarani, Leo	LAB	1,541
Pearson, Simon	LAB	1,417
Fairhurst, Kate	CON	1,324
Robinson, Calvin	CON	1,277
Williams, Don *	CON	1,277
Benson, Scott J.	LD	456
Bhimjiani, Kushai	LD	448
Russell, Nick	LD	388
Hayman, Sheila	GRE	262
Gascoigne, Brian A.	GRE	250
Hammouda, Lina	IND	36
Straker, Peter H.	IND	33
Po, Calvin	IND	24

West Hampstead Turnout 38.0%*No change*

Rahman, Nazra	LAB	1,390
Tiwari, Shiva	LAB	1,267
Taheri, Peter	LAB	1,260
Brescia, David	CON	940
Fox, Roger S.	LD	878
Akademir, Sedef	CON	819
Jirira, Nancy S.	LD	777
Salim, Mohammed	CON	739
Hira, Mukul	LD	723
Milton, Jane E.	GRE	335
Paul, Helena	GRE	290
Stansell, David R.	GRE	229

By-elections

Gospel Oak	Turnout 36.2%	
<i>04 May 2017</i>	<i>No change</i>	
Boyland, Marcus	LAB	1,468
Crosher, Stephen	LD	587
De Morais, Marx	CON	523
Searle, Dee	GRE	273
Game, Giles	UKIP	75
<i>Resignation of McCormack, Maeve (LAB)</i>		

Hampstead Town	Turnout 67.0%	
<i>07 May 2015</i>	<i>No change</i>	
Cooper, Oliver	CON	2,693
Raman, Maddy	LAB	1,381
Dix, Sophie	GRE	597
Bultingaire, Yannick	LD	543
Rumble, Nigel	IND	73
<i>Resignation of Marcus, Simon (CON)</i>		

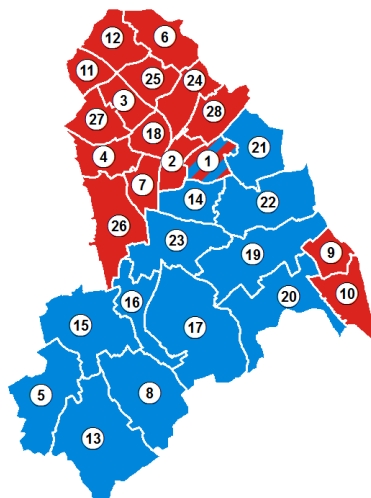
Gospel Oak	Turnout 25.0%	
<i>09 November 2017</i>	<i>No change</i>	
Mulholland, Jenny A.	LAB	1,144
Fraser, Jil E.	LD	510
De Morais, Marx	CON	303
Spencer, Max	ED	31
<i>Resignation of Blackwell, Theo (LAB)</i>		

St. Pancras and Somers Town	Turnout 21.8%	
<i>05 March 2015</i>	<i>No change</i>	
Tomlinson, Paul E.	LAB	1,481
Ahmed, Shahin	CON	243
Swasey, Tina	GRE	213
Polanski, Zack	LD	96
<i>Death of Brayshaw, Peter (LAB)</i>		

Croydon

Labour administration

1	Addiscombe East	14	Park Hill & Whitgift
2	Addiscombe West	15	Purley & Woodcote
3	Bensham Manor	16	Purley Oaks & Riddlesdown
4	Broad Green	17	Sanderstead
5	Coulsdon Town	18	Selhurst
6	Crystal Palace & Upper Norwood	19	Selsdon & Addington Village
7	Fairfield	20	Selsdon Vale & Forestdale
8	Kenley	21	Shirley North
9	New Addington North	22	Shirley South
10	New Addington South	23	South Croydon
11	Norbury & Pollards Hill	24	South Norwood
12	Norbury Park	25	Thornton Heath
13	Old Coulsdon	26	Waddon
		27	West Thornton
		28	Woodside



■ Conservative ■ Labour

State of the Parties, 1964-2018

	CON	LAB	LD	Other	Total
3.5.18	29	41	-	-	70
22.5.14	30	40	-	-	70
6.5.10	37	33	-	-	70
4.5.06	43	27	-	-	70
2.5.02	32	37	1	-	70
7.5.98	31	38	1	-	70
5.5.94	30	40	-	-	70
3.5.90	41	29	-	-	70
8.5.86	44	26	-	-	70
6.5.82	62	5	-	3	70
4.5.78	56	11	-	3	70
4.5.74	40	17	-	3	60
13.5.71	30	27	-	3	60
9.5.68	47	1	1	11	60
7.5.64	21	21	-	18	60

% share of the poll, 1964-2018

	% poll	CON	LAB	LD	Other
3.5.18	38.1	40.1	44.5	5.8	9.7
22.5.14	38.6	33.4	36.0	5.5	25.1
6.5.10	63.8	36.8	31.9	18.7	12.7
4.5.06	40.4	44.7	25.6	13.3	16.4
2.5.02	34.5	45.4	37.9	12.1	4.7
7.5.98	37.8	47.5	38.2	12.1	2.2
5.5.94	46.5	42.5	38.9	15.4	3.2
3.5.90	45.8	48.1	35.2	9.7	7.0
8.5.86	42.7	45.1	28.8	23.9	2.2
6.5.82	40.3	55.6	18.6	22.5	3.2
4.5.78	41.6	59.8	29.4	6.6	4.1
4.5.74	39.0	52.8	30.5	14.3	2.4
13.5.71	37.7	47.4	40.8	6.1	5.7
9.5.68	36.2	58.9	16.9	11.9	12.3
7.5.64	38.2	41.6	35.4	11.4	11.6

General Statistics

		Croydon	London
Electorate	May 2018	270,892	5,962,160
	May 2014	260,189	5,878,824
Resident population aged 18 and over	Mid 2018	294,500	6,966,400
	Mid 2014	283,700	6,617,600
Estimated % unemployed	2017/18	6.6	5.0
	2013/14	8.9	8.4
Band 'D' council tax	May 2018	£1,559	£1,350
	May 2014	£1,474	£1,302

% share of the poll										Others
	Date	% Poll	CON	LAB	LD	GRE	UKIP	IND	REA	
Addiscombe	22.5.14	42.4	33.3	41.0	4.1	8.4	13.2	-	-	-
Addiscombe East	3.5.18	46.8	43.4	45.7	5.1	5.9	-	-	-	-
Addiscombe West	3.5.18	38.8	30.6	54.8	5.5	9.1	-	-	-	-
Ashburton	22.5.14	48.3	35.7	39.2	5.1	5.4	14.6	-	-	-
Bensham Manor	3.5.18	34.2	16.6	73.9	-	9.5	-	-	-	-
	22.5.14	31.5	15.8	59.3	3.4	9.2	10.9	-	-	1.6
Broad Green	3.5.18	32.9	17.5	73.4	-	9.1	-	-	-	-
	22.5.14	35.0	14.7	60.0	4.0	7.5	10.6	-	-	3.2
Coulsdon East	22.5.14	45.6	46.7	10.5	14.0	7.5	21.2	-	-	-
Coulsdon Town	3.5.18	40.1	59.0	25.1	8.7	7.2	-	-	-	-
Coulsdon West	22.5.14	38.6	46.3	18.8	6.4	7.4	21.2	-	-	-
Croham	22.5.14	41.1	38.9	21.7	10.8	9.9	12.8	2.0	-	3.9
Crystal Palace and Upper Norwood	3.5.18	40.1	17.9	50.9	16.7	12.1	-	2.3	-	-
Fairfield	3.5.18	30.5	29.9	50.9	8.8	10.4	-	-	-	-
	22.5.14	38.5	43.5	30.1	5.3	9.7	11.4	-	-	-
Fieldway	22.5.14	33.0	15.6	44.3	-	4.6	27.2	-	-	8.4
Heathfield	22.5.14	42.0	39.4	19.4	6.0	6.1	23.9	-	-	5.2
Kenley	3.5.18	38.6	67.3	17.9	6.6	8.1	-	-	-	-
	22.5.14	39.5	52.5	16.0	5.9	7.5	18.1	-	-	-
New Addington	22.5.14	39.0	23.2	42.8	-	4.2	25.2	-	-	4.5
New Addington North	3.5.18	27.3	19.8	60.4	-	6.2	6.3	-	-	7.4
New Addington South	3.5.18	33.5	37.5	47.7	-	4.8	4.9	-	-	5.1
Norbury	22.5.14	35.5	23.9	52.8	5.3	7.5	9.4	1.1	-	-
Norbury and Pollards Hill	3.5.18	35.9	22.2	67.7	-	10.2	-	-	-	-
Norbury Park	3.5.18	41.5	32.7	55.5	4.5	7.3	-	-	-	-
Old Coulsdon	3.5.18	45.1	57.9	13.7	21.0	3.5	3.9	-	-	-
Park Hill and Whitgift	3.5.18	45.9	55.9	31.1	6.7	6.3	-	-	-	-
Purley	22.5.14	38.9	50.0	19.7	6.9	9.7	13.6	-	-	-
Purley and Woodcote	3.5.18	38.1	59.6	19.1	7.6	5.7	-	8.1	-	-
Purley Oaks and Riddlesdown	3.5.18	42.3	61.7	24.0	7.3	7.0	-	-	-	-
Sanderstead	3.5.18	47.2	70.6	16.0	7.9	5.6	-	-	-	-
	22.5.14	44.8	56.1	11.7	5.2	7.5	19.5	-	-	-
Selhurst	3.5.18	29.6	17.0	72.6	-	10.4	-	-	-	-
	5.3.15	18.6	11.6	71.5	3.1	7.0	6.9	-	-	-
	22.5.14	30.9	13.3	53.5	6.3	7.6	11.7	3.3	-	4.3
Selsdon and Addington Village	3.5.18	43.4	57.1	23.1	7.7	7.2	3.6	-	-	1.2
Selsdon and Ballards	22.5.14	46.7	54.1	11.0	4.4	7.7	22.7	-	-	-

**% share of the poll
(continued)**

	Date	% Poll	CON	LAB	LD	GRE	UKIP	IND	REA	Others
Selsdon Vale and Forestdale	3.5.18	42.2	61.9	20.4	5.6	6.5	5.5	-	-	-
Shirley	22.5.14	44.1	41.2	25.4	6.1	8.5	18.7	-	-	-
Shirley North	3.5.18	43.6	55.2	37.8	-	7.0	-	-	-	-
Shirley South	3.5.18	43.3	52.0	32.9	3.7	7.3	4.1	-	-	-
South Croydon	3.5.18	40.1	47.2	34.3	7.8	8.4	-	2.2	-	-
South Norwood	3.5.18	31.4	15.8	69.6	6.3	8.4	-	-	-	-
	7.9.17	22.7	16.8	59.0	13.7	7.7	2.8	-	-	-
	22.5.14	36.5	19.4	52.9	5.8	10.9	11.0	-	-	-
Thornton Heath	3.5.18	35.3	15.2	68.3	5.3	7.7	-	-	-	3.6
	22.5.14	32.9	12.8	57.3	4.0	8.4	10.5	4.6	-	2.5
Upper Norwood	22.5.14	35.5	19.2	53.2	4.9	11.6	11.1	-	-	-
Waddon	3.5.18	37.2	38.0	49.5	3.9	7.2	-	-	-	1.4
	22.5.14	41.1	35.8	41.2	3.7	5.7	12.0	-	-	1.5
West Thornton	3.5.18	32.7	16.5	74.9	-	8.6	-	-	-	-
	5.5.16	44.0	20.4	64.7	2.9	6.0	3.0	-	-	3.0
	22.5.14	33.7	17.4	63.9	3.6	6.8	8.3	-	-	-
Woodside	3.5.18	34.8	19.8	63.8	6.9	9.5	-	-	-	-
	22.5.14	34.3	20.3	50.4	5.2	11.0	13.1	-	-	-

Results

Addiscombe East	Turnout 46.8%	Broad Green	Turnout 32.9%
<i>New ward in 2018</i>		<i>New ward in 2018</i>	
Henson, Madelaine R. *	LAB 1,903	Collins, Stuart *	LAB 3,105
Bains, Jitinder S *	CON 1,754	Ali, Muhammad	LAB 2,820
Skipper, Caragh L.	LAB 1,746	Shahul-Hameed, Manju *	LAB 2,678
Lee, Joseph	CON 1,709	Edwards, Jayde T.	CON 698
Eveleigh, Timothy D.	GRE 273	Frimpong, Kofi O.	CON 693
Bennett, Andrew M.	LD 207	Jeganmogan, S.	CON 661
Astles, Valerie B.	LD 197	Watson, T.	GRE 414
Golberg, Bernice C.	GRE 197	Weatherspoon, Amber P. O.	GRE 299
Addiscombe West	Turnout 38.8%	Coulsdon Town	Turnout 40.1%
<i>New ward in 2018</i>		<i>New ward in 2018</i>	
Fitzsimons, Sean E. *	LAB 2,146	Clancy, Luke S. *	CON 2,320
Fitzpatrick, Jeremy P.	LAB 2,138	Creatura, Mario *	CON 2,265
Hay-Justice, Patricia *	LAB 1,992	Parker, Ian J.	CON 2,264
Appleton, Jade N.	CON 1,280	Black, Stephen R.	LAB 1,047
Blackburn, Lindsey	CON 1,127	King, Charles	LAB 1,030
O'Dwyer, Michael J.	CON 1,101	Ponnuthurai, Ellily	LAB 833
Sutton, Esther M.	GRE 494	Viggiani, Joshua G. S.	LD 437
Hague, Tracey J.	GRE 285	Farndon, Helena L.	GRE 399
Hague, Joseph	GRE 269	Glendinning, Adrian K.	LD 288
Howard, Rachel L.	LD 239	Jones, Anna C.	LD 285
Konechni, Sasha	LD 215	Ginn, Jay	GRE 235
Ladanyi, Peter S.	LD 175	Hopkins, Leo T.	GRE 201
Bensham Manor	Turnout 34.2%	Crystal Palace & Upper Norwood	Turnout 40.1%
<i>No Change</i>		<i>New ward in 2018</i>	
Butler, Alison J. *	LAB 2,665	Ryan, Patrick T. *	LAB 2,399
Audsley, James M. *	LAB 2,652	Degrads, Nina V.	LAB 2,380
Kabir, Humayun *	LAB 2,546	Mann, Stephen J. *	LAB 2,215
Bowden, Alan J.	CON 726	Bonham, Claire E.	LD 927
Kumari, Anupama	CON 568	Patient, Gemma M.	CON 827
Quadir, Jebun	CON 472	Phillips, Andrew I.	CON 819
Thorndycraft, Varyl R.	GRE 367	Edwardson, Daniel P.	CON 813
Ellis, Pravina	GRE 332	Burchett, Guy M. C.	LD 754
Mehta, Viral R.	GRE 311	Chance, Rachel M.	GRE 706
		Jordan, Christopher J.	LD 614
		Chance, Tom	GRE 499
		O'Sullivan, Michael	GRE 456
		Rothschild, Andrew	IND 107

Fairfield	Turnout 30.5%	Norbury & Pollards Hill	Turnout 35.9%
<i>New ward in 2018</i>		<i>New ward in 2018</i>	
Croos, Mary C. M.	LAB 1,351	Mansell, Margaret R. *	LAB 1,981
Clark, Christopher R.	LAB 1,329	Khan, Shafi *	LAB 1,934
Sirisena, Niroshan K.	LAB 1,226	Bardsley, Calum L.	CON 644
Joce, Benjamin C.	CON 792	Mogul, Mike	CON 638
Smith, Philip R.	CON 753	Amor, Stephen L.	GRE 299
Agyepong, Elizabeth	CON 750	Zimmerman, Cheryl A.	GRE 291
Chideme, Takudzwa I.	GRE 267		
Gwilt-Cox, Alexander G.	GRE 266		
Foster Garcia De Quiroz, Tomas D.	LD 241	Norbury Park	Turnout 41.5%
Reynolds, Alan E.	LD 209	<i>New ward in 2018</i>	
Kenley	Turnout 38.6%	Chowdhury, Sherwan H. *	LAB 1,730
<i>New ward in 2018</i>		Flemming, Alisa *	LAB 1,697
Buttinger, Janice A. *	CON 2,025	O'Donnell, Blake	CON 1,039
O'Connell, Stephen J.	CON 1,966	Kolade, Olaoluwa	CON 976
Conway, Maggie	LAB 613	Weighell, Rebecca L.	GRE 249
Srinivasan, Dhamodaran	LAB 448	Jones, Graham R. G.	GRE 199
Morris, Catherine C.	GRE 250	Viney, Anne D.	LD 159
Dixon, Ian E.	GRE 232	Viney, Stephen J.	LD 121
Howard, Anne	LD 207		
Bhatti, Arfan	LD 186	Old Coulsdon	Turnout 45.1%
New Addington North	Turnout 27.3%	<i>New ward in 2018</i>	
<i>New ward in 2018</i>		Bird, Margaret *	CON 2,099
Hall, Simon A.	LAB 1,209	Hollands, Steven L. V. *	CON 1,779
Flynn, Felicity A. M.	LAB 1,119	Hickson, Ghislaine C.	LD 838
Nnorom, Ace	CON 402	Howard, Richard M.	LD 572
Sheppard, Philip M.	CON 360	Donovan, Alan	LAB 485
Clarke, John J.	BNP 142	Creighton, Ann	LAB 431
Heaton, Daniel R.	UKIP 141	Cheah, Hoong-Wai	UKIP 129
Beall, David T.	GRE 120	Gillett, Alison	GRE 129
King, Robert	UKIP 100	Moles, Jonathan M.	GRE 108
New Addington South	Turnout 33.5%	Park Hill & Whitgift	Turnout 45.9%
<i>New ward in 2018</i>		<i>New ward in 2018</i>	
Lewis, Oliver J. *	LAB 1,306	Mohan, Vidhyacharan R. *	CON 1,110
Woodley, Louisa P. *	LAB 1,156	Perera, Eswaraj R.	LAB 618
Pearson, Anthony	CON 984	Williams, Robert G.	LD 133
Johnson, Mark P. A.	CON 949	Cork, James A. A. W.	GRE 126
Staveley, Peter	UKIP 172		
Clarke, David R.	BNP 131		
Douglas, Martin J.	GRE 125		
Swadling, Michael	UKIP 80		

Purley & Woodcote	Turnout 38.1%		Selhurst	Turnout 29.6%	
<i>New ward in 2018</i>			<i>New ward in 2018</i>		
Brew, Christopher S. *	CON	3,028	Letts, Toni E. *	LAB	1,606
Oviri, Oni	CON	2,727	Wood, David *	LAB	1,570
Quadir, Badsha *	CON	2,663	Conradie, Josias H.	CON	399
Arday, Jason	LAB	953	James-Hoar, Sophia P. M.	CON	347
Justice, Mark	LAB	931	Graham, Catherine	GRE	266
Wilson, Catherine M.	LAB	809	Lucas, Matthew J.	GRE	189
Speakman, Donald S. *	IND	379			
Arneill, James I.	LD	377			
Conn, Frances M.	LD	376			
Harding, Wendy K.	GRE	347	Selsdon & Addington Village	Turnout 43.4%	
Sparkes, Andrew K.	LD	314	<i>New ward in 2018</i>		
Hargrave, Simon E.	GRE	296	Pollard, Helen S. *	CON	2,095
Post, Martyn J.	GRE	159	Ward, Robert C.	CON	1,901
			Reid, Joyce	LAB	917
			Towl, Kenneth H.	LAB	704
			Underwood, Peter	GRE	278
			Lishmund, Helen E.	LD	271
			Shelley, Catherine J.	GRE	229
			Williams, Crispin M. H.	UKIP	127
			Collard, Michael J.	BNP	42
Purley Oaks & Riddlesdown	Turnout 42.3%		Selsdon Vale & Forestdale	Turnout 42.2%	
<i>New ward in 2018</i>			<i>New ward in 2018</i>		
Hoar, Simon J.	CON	2,010	Stranack, Andrew J. *	CON	1,982
Redfern, Helen D.	CON	1,927	Millson, Stuart R. L.	CON	1,950
Millman, Gillian	LAB	804	Stephens, Peter M. B.	LAB	649
Sahi, Khizar N.	LAB	725	O'Connor, Deirdre C.	LAB	646
Rees, Denys J.	LD	241	Morris Bullock, Bryony H.	GRE	228
Desorgher, Simon	GRE	230	Douglas, Adrian R.	GRE	186
Hesmondhalgh, Thomas	LD	227	Semadeni, Jean C.	LD	178
Ramuz, Colette	GRE	214	Bailey, William J.	UKIP	176
Sanderstead	Turnout 47.2%		Shirley North	Turnout 43.6%	
<i>New ward in 2018</i>			<i>New ward in 2018</i>		
Hale, Lynne C. *	CON	3,971	Bennett, Susan E. *	CON	2,748
Hopley, Yvette R. *	CON	3,954	Chatterjee, Richard R. *	CON	2,683
Pollard, Timothy S. *	CON	3,844	Streeter, Gareth B.	CON	2,454
Ainscough, Paul W. E.	LAB	908	Henson, Mark D.	LAB	1,900
Graham, Lynda J.	LAB	904	Elliott, Robert E.	LAB	1,802
Andrew, Joshua J. J.	LAB	853	O'Dame, Eunice	LAB	1,705
Jefkins, John M.	LD	498	Sciberras, Christopher A.	GRE	388
Jordan, Annie S.	LD	462	Fearon, Frances R.	GRE	321
Miller, Keith	LD	357	Small, Samuel	GRE	289
Bullock, Matthew J.	GRE	334			
Short, Hannah C.	GRE	285			

Shirley South Turnout 43.3%*New ward in 2018*

Cummings, Jason J. *	CON	1,869
Roche, Scott J.	CON	1,766
Nicodemi-Ehikioya, Marzia A.	LAB	1,150
Percival, David J.	LAB	1,150
Bebington, Margaret E.	GRE	275
Bebington, Andrew P.	GRE	239
Adams, Christopher A.	LD	155
Garner, Kathleen	UKIP	143
Thynne, Andrew J.	LD	106

South Croydon Turnout 40.1%*New ward in 2018*

Gatland, Maria R. *	CON	2,345
Neal, Michael A. *	CON	2,169
Perry, Jason S.	CON	2,108
Nabukeera, Stella	LAB	1,633
Hill, Mathew D	LAB	1,606
Waddell, Paul M.	LAB	1,575
Harris, Stephen	GRE	442
Bishopp, Michael T. A.	LD	438
Raza, Saima	GRE	395
Richards, Marc	GRE	339
Keynes, Toby W.	LD	294
Samuel, Mark R. L.	IND	104

South Norwood Turnout 31.4%*New ward in 2018*

Avis, Jane *	LAB	2,363
Fraser, Clive B.	LAB	2,356
Cummings, Patsy J. *	LAB	2,338
O'Flynn, Matthew E.	CON	593
Gunter, Tirena H.	CON	575
Umezurike, Chidi	CON	435
Salim, Tariq	GRE	305
Wisskirchen, Hania S.	GRE	287
Kellert, Alexandra E. M.	LD	262
Boyle, Marcus D. C.	GRE	256
Noone, Aoife	LD	189
Clark, James A. R.	LD	186

Thornton Heath Turnout 35.3%*New ward in 2018*

Clouder, Patricia *	LAB	2,991
Jewitt, Karen A. *	LAB	2,722
Young, Callton L. *	LAB	2,458
Anike, Peter	CON	670
Brown, Aaliyah	CON	574
Francis, Shantelle	CON	570
Neal, Kirsty	GRE	374
Lord, Mark C.	GRE	354
Hunter, Michael D.	LD	271
Wilcock, Matthew G.	GRE	191
Ivanov, Jean P.	LD	182
Hammond, Martin G.	LD	177
Roznerska, Malgorzata M.	DP	144

Waddon Turnout 37.2%*New ward in 2018*

Canning, Robert W. *	LAB	2,209
Prince, Joy I. D. *	LAB	2,134
Pelling, Andrew J. *	LAB	2,103
Cesana, Alessia	CON	1,683
Springthorpe, Luke	CON	1,645
Ekekhomen, Donald O.	CON	1,622
Barnett, Nicholas S.	GRE	357
Onions, Paula G.	GRE	326
Ellis, Andrew H.	GRE	260
Osman, Yusuf A.	LD	188
Townsend, Karen L.	LD	169
Taylor-Roffey, Alaric	LD	145
Bowness, Marianne	UIA	63
McKenzie, Winston T.	UIA	59

West Thornton Turnout 32.7%*No change*

Campbell, Janet G.	LAB	2,978
Khan, Bernadette *	LAB	2,716
King, Stuart T. *	LAB	2,640
Schofield, Dominic J.	CON	653
Stewart, Alasdair	CON	621
Talukdar, Abdul M.	CON	563
Gale, Eileen D.	GRE	364
Buttigieg, Barry P.	GRE	278

Woodside **Turnout 34.8%***No change*

Newman, Anthony J. *	LAB	2,647
Ali, Hamida *	LAB	2,539
Scott, Paul W. *	LAB	2,446
Natrajan, Rebecca	CON	823
Akartuna, Eray A.	CON	782
Tary, Mustafa O.	CON	767
Brann, Christopher D.	GRE	460
Garrod, Elaine D.	GRE	362
Waterhouse, Hilary J.	LD	322
Regan, Lydia J.	GRE	314
Bayes, Samuel J. S.	LD	293
Bonham, Luke R.	LD	212

By-elections**Selhurst** **Turnout 18.6%***05 March 2015**No change*

Wood, David	LAB	1,517
Gunter, Tirena H.	CON	246
Hague, Tracey J.	GRE	148
Reid, Annette I.	UKIP	147
Morley, Geoff	LD	65

*Death of Ryan, Michael G. (LAB)***South Norwood** **Turnout 22.7%***07 September 2017**No change*

Cummings, Patsy	LAB	1,671
Natrajan, Rebecca	CON	475
Bonham, Claire E.	LD	388
Underwood, Peter	GRE	218
Swadling, Michael	UKIP	78

*Resignation of Bee, Kathy (LAB)***West Thornton****Turnout 44.0%***05 May 2016**No change*

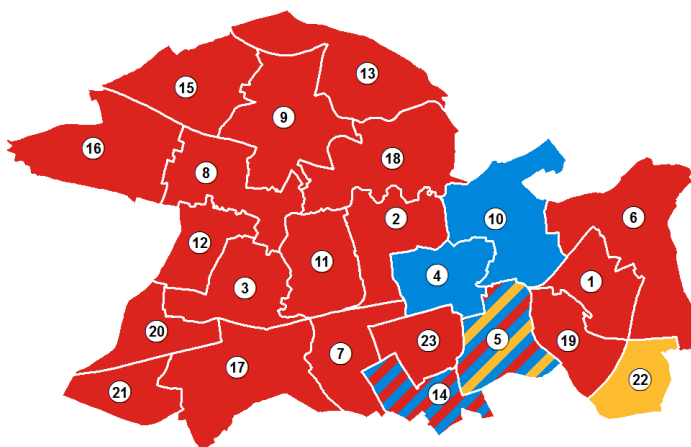
Young, Callton L.	LAB	3,136
Roche, Scott J.	CON	989
Beall, David T.	GRE	289
Nnorom, Ace	UKIP	145
Morley, Geoff	LD	140
Morgan, Peter	IFE	77
McKenzie, Winston T.	ED	70

Resignation of Benn, Emily S. W. (LAB)

Ealing

Labour administration

1 Acton Central	13 North Greenford
2 Cleveland	14 Northfield
3 Dormers Wells	15 Northolt Mandeville
4 Ealing Broadway	16 Northolt West End
5 Ealing Common	17 Norwood Green
6 East Acton	18 Perivale
7 Elthorne	19 South Acton
8 Greenford Broadway	20 Southall Broadway
9 Greenford Green	21 Southall Green
10 Hanger Hill	22 Southfield
11 Hobbayne	23 Walpole
12 Lady Margaret	



■ Conservative
 ■ Labour
 ■ Liberal Democrat

State of the Parties, 1964-2018

	CON	LAB	LD	Other	Total
3.5.18	8	57	4	-	69
22.5.14	12	53	4	-	69
6.5.10	24	40	5	-	69
4.5.06	37	29	3	-	69
2.5.02	17	48	4	-	69
7.5.98	15	53	3	-	71
5.5.94	20	48	3	-	71
3.5.90	40	30	-	-	70
8.5.86	20	47	3	-	70
6.5.82	37	30	3	-	70
4.5.78	41	28	-	1	70
4.5.74	24	36	-	-	60
13.5.71	20	40	-	-	60
9.5.68	53	5	-	2	60
7.5.64	26	34	-	-	60

% share of the poll, 1964-2018

	% poll	CON	LAB	LD	Other
3.5.18	41.3	23.3	51.3	11.1	14.3
22.5.14	41.2	24.5	48.0	8.8	18.7
6.5.10	62.2	34.2	37.5	19.5	8.9
4.5.06	37.7	37.9	33.2	18.8	10.1
2.5.02	31.4	29.6	44.8	15.8	9.8
7.5.98	33.5	30.6	48.4	13.4	7.7
5.5.94	49.5	38.2	47.6	10.2	4.0
3.5.90	49.0	43.6	42.3	9.4	4.7
8.5.86	47.9	35.0	46.1	16.6	2.3
6.5.82	49.5	41.1	35.0	21.1	2.8
4.5.78	46.8	50.5	43.4	4.6	1.5
4.5.74	40.3	42.6	46.0	9.0	2.4
13.5.71	44.6	41.9	51.8	1.9	4.4
9.5.68	42.4	63.7	27.4	3.8	5.1
7.5.64	43.6	44.0	47.9	6.4	1.8

General Statistics

		Ealing	London
Electorate	May 2018	245,411	5,962,160
	May 2014	241,709	5,878,824
Resident population aged 18 and over	Mid 2018	267,800	6,966,400
	Mid 2014	261,900	6,617,600
Estimated % unemployed	2017/18	5.0	5.0
	2013/14	9.7	8.4
Band 'D' council tax	May 2018	£1,361	£1,350
	May 2014	£1,363	£1,302

% share of the poll

	Date	% Poll	CON	LAB	LD	GRE	UKIP	IND	REA	Others
Acton Central	3.5.18	39.6	24.0	52.3	9.8	13.9	-	-	-	-
	22.5.14	38.3	24.8	42.5	6.7	13.6	8.7	-	-	3.8
Cleveland	3.5.18	49.9	30.0	41.1	18.4	10.5	-	-	-	-
	22.5.14	39.7	34.9	36.2	11.6	17.3	-	-	-	-
Dormers Wells	3.5.18	40.0	15.4	70.5	3.6	7.6	-	-	-	2.9
	22.5.14	41.7	15.4	77.9	6.7	-	-	-	-	-
Ealing Broadway	3.5.18	41.3	41.5	30.4	14.3	13.8	-	-	-	-
	22.5.14	38.5	40.2	25.1	10.2	15.5	8.9	-	-	-
Ealing Common	3.5.18	45.6	27.0	27.9	27.9	9.7	-	7.5	-	-
	22.5.14	40.1	30.1	21.9	25.9	12.7	9.4	-	-	-
East Acton	3.5.18	33.1	20.4	55.2	7.9	16.5	-	-	-	-
	22.5.14	32.9	23.5	46.6	6.2	12.9	7.6	-	-	3.2
Elthorne	3.5.18	45.0	13.7	41.5	23.2	18.9	-	-	-	2.8
	22.5.14	41.8	19.2	41.7	15.3	12.2	8.7	-	-	2.8
Greenford Broadway	3.5.18	35.0	21.3	62.6	4.9	7.6	3.6	-	-	-
	22.5.14	36.5	20.5	64.7	6.5	-	-	8.3	-	-
Greenford Green	3.5.18	38.8	23.6	52.8	4.9	7.8	3.3	-	-	7.6
	22.5.14	40.6	33.4	50.2	6.2	10.2	-	-	-	-
Hanger Hill	3.5.18	40.5	43.5	29.4	11.1	12.5	-	-	-	3.5
	22.5.14	35.9	48.4	25.9	10.9	14.8	-	-	-	-
Hobbayne	3.5.18	43.5	19.7	51.1	6.4	13.4	-	4.2	-	5.2
	22.5.14	47.4	25.6	55.3	4.8	14.2	-	-	-	-
Lady Margaret	3.5.18	38.3	14.3	74.3	4.6	6.8	-	-	-	-
	22.5.14	43.9	19.1	63.7	3.8	6.1	7.2	-	-	-
North Greenford	3.5.18	39.6	21.9	59.0	7.0	8.7	3.4	-	-	-
	22.5.14	41.1	20.3	54.4	5.9	-	14.7	4.6	-	-
Northfield	3.5.18	53.2	33.5	38.6	8.8	19.1	-	-	-	-
	22.5.14	45.0	39.3	31.5	7.9	14.4	6.9	-	-	-
Northolt Mandeville	3.5.18	36.5	22.5	57.3	5.3	10.0	5.0	-	-	-
	22.5.14	41.5	24.4	50.1	4.3	-	16.1	-	-	5.1
Northolt West End	3.5.18	33.6	15.6	60.3	3.0	7.1	4.8	-	-	9.2
	22.5.14	38.0	14.4	54.4	4.0	-	18.9	-	-	8.4
Norwood Green	3.5.18	35.9	18.2	68.0	5.4	8.4	-	-	-	-
	22.5.14	40.0	17.5	68.2	3.8	6.7	-	3.7	-	-
Perivale	3.5.18	43.8	24.3	57.1	4.3	6.7	-	-	-	7.6
	22.5.14	43.6	20.4	44.2	4.7	9.3	-	21.4	-	-

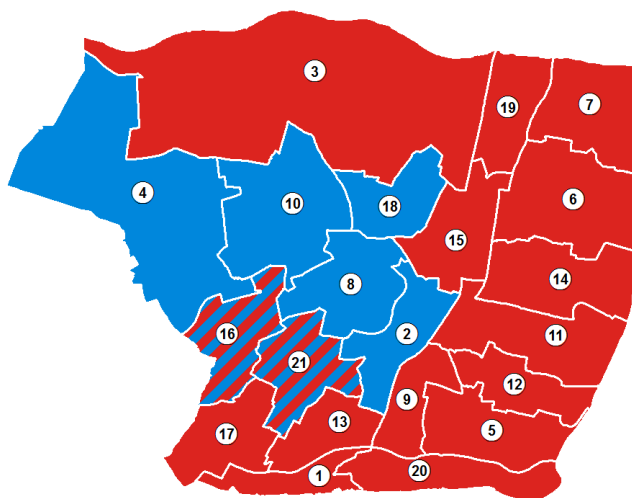
% share of the poll (continued)										
	Date	% Poll	CON	LAB	LD	GRE	UKIP	IND	REA	Others
South Acton	3.5.18	38.8	20.1	49.4	10.3	10.6	-	5.4	-	4.3
	22.5.14	38.6	24.9	42.0	6.8	13.4	7.8	5.0	-	-
Southall Broadway	3.5.18	44.7	11.1	78.3	5.5	5.0	-	-	-	-
	22.5.14	52.5	5.7	66.9	2.7	-	-	24.7	-	-
Southall Green	3.5.18	41.8	10.4	83.1	2.5	4.0	-	-	-	-
	22.5.14	44.9	10.4	85.8	3.9	-	-	-	-	-
Southfield	3.5.18	46.6	27.6	19.2	43.5	9.7	-	-	-	-
	22.5.14	42.3	26.7	16.8	36.0	13.8	6.7	-	-	-
Walpole	3.5.18	50.0	27.0	46.2	10.6	16.1	-	-	-	-
	22.5.14	44.9	29.1	39.0	7.2	18.1	6.7	-	-	-

North Greenford			Turnout 39.6%			Northolt West End			Turnout 33.6%		
<i>No change</i>						<i>No change</i>					
Jammu, Amarjit K.	LAB	2,574	Mahfouz, Bassam *	LAB	2,391						
Ahmed, Shahbaz	LAB	2,571	Martin, Dee *	LAB	2,373						
Manro, Shital V.P. *	LAB	2,529	Wall, Lauren M.*	LAB	2,328						
Stafford, Natalie T.	CON	993	Millican, Heather	CON	657						
Kilduff, Frank	CON	989	Stevens, Richard F.	CON	631						
Turumella, Madhava K.	CON	866	Young, Christopher M.T.	CON	540						
Floater, Adam	GRE	378	Humphreys, Elizabeth J.	GRE	278						
Davies, Roger W.	LD	323	Haude, Stephen J.	UKIP	187						
Kempley, Justin P.	LD	304	Ludwin, Jola	DP	181						
Gauss, John H.	LD	283	Furness, David R.	BNP	180						
Nieora, Alex	UKIP	148	Miller, Alan B.	LD	135						
			Mitchell, Andrew D.	LD	124						
			Salaman, Myer R.	LD	98						
Northfield			Turnout 53.2%			Norwood Green			Turnout 35.9%		
<i>2 LAB gains from CON</i>						<i>No change</i>					
Block, Fay	LAB	2,422	Mann, Gurmit K. *	LAB	2,442						
Driscoll, Paul W.	LAB	2,249	Aslam, Mohammad *	LAB	2,402						
Millican, David *	CON	2,112	Mann, Rajinder S. *	LAB	2,394						
Kingston, Ian A.G.	LAB	2,038	Gill, Amandeep S.	CON	743						
Conti, Fabio	CON	1,872	Conti, Matteo	CON	609						
Mullins, Theresa M. *	CON	1,839	Lafford, George H.	CON	584						
Moore, Darren R.	GRE	1,109	McCartney, Sarah	GRE	299						
Hurst, Leslie R.	LD	556	Horwich, Margaret J.	LD	214						
Mitchell, John W.	LD	538	James, Dominic R.	LD	179						
Hughes, Gavin	LD	432	Bliss, Nigel G.	LD	177						
Northolt Mandeville			Turnout 36.5%			Perivale			Turnout 43.8%		
<i>No change</i>						<i>No change</i>					
Costigan, Deirdre T.	LAB	2,509	Ahmed, Munir *	LAB	2,921						
Summers, Chris *	LAB	2,399	Mahmood, Tariq *	LAB	2,763						
Rice, Miriam E.	LAB	2,317	Sharma, Charan B. *	LAB	2,732						
Anand, Inderjit	CON	981	Khela, Anu	CON	1,217						
Anand, Paramjit S.	CON	974	Challinor, James	CON	1,216						
Ross, John E.	CON	889	Yeo, Edmond H.	CON	1,145						
Barton, Katy R.	GRE	420	Banovich, Marta	DP	381						
Alac, Loreta E.	LD	295	Olszewski, Caesar	DP	381						
McIlvenna, Peter J.	UKIP	209	Zukowski, Tomasz	DP	356						
Horwich, Lee M.	LD	190	Diamond, Sebastian J.	GRE	330						
Nash, Luke E.	LD	178	Browning, Robert	LD	256						
			White, Patrick A.H.	LD	242						
			Etesami, Pantea	LD	143						

Enfield

Labour administration

1 Bowes	12 Lower Edmonton
2 Bush Hill Park	13 Palmers Green
3 Chase	14 Ponders End
4 Cockfosters	15 Southbury
5 Edmonton Green	16 Southgate
6 Enfield Highway	17 Southgate Green
7 Enfield Lock	18 Town
8 Grange	19 Turkey Street
9 Haselbury	20 Upper Edmonton
10 Highlands	21 Winchmore Hill
11 Jubilee	



■ Conservative ■ Labour

State of the Parties, 1964-2018

	CON	LAB	LD	Other	Total
3.5.18	17	46	-	-	63
22.5.14	22	41	-	-	63
6.5.10	27	36	-	-	63
4.5.06	34	27	-	2	63
2.5.02	39	24	-	-	63
7.5.98	23	43	-	-	66
5.5.94	25	41	-	-	66
3.5.90	34	32	-	-	66
8.5.86	38	28	-	-	66
6.5.82	47	19	-	-	66
4.5.78	41	19	-	-	60
4.5.74	30	29	1	-	60
13.5.71	32	28	-	-	60
9.5.68	51	9	-	-	60
7.5.64	29	31	-	-	60

% share of the poll, 1964-2018

	% poll	CON	LAB	LD	Other
3.5.18	38.2	31.1	48.5	7.2	13.3
22.5.14	38.2	26.0	41.7	2.9	29.3
6.5.10	64.5	33.8	34.2	16.8	15.2
4.5.06	38.0	38.1	27.2	10.0	24.6
2.5.02	33.7	50.0	35.2	11.0	3.8
7.5.98	33.3	39.4	47.5	11.6	1.5
5.5.94	47.1	39.2	47.3	12.6	1.0
3.5.90	48.0	46.2	38.5	3.4	11.9
8.5.86	46.7	47.0	34.9	16.3	1.8
6.5.82	43.4	50.8	28.0	20.9	0.3
4.5.78	44.6	55.6	33.8	5.2	5.3
4.5.74	38.8	46.8	38.4	14.8	0.0
13.5.71	40.3	46.5	46.9	6.1	0.5
9.5.68	44.8	66.9	24.0	6.7	2.4
7.5.64	41.4	42.6	39.4	11.8	6.2

General Statistics

		Enfield	London
Electorate	May 2018	215,596	5,962,160
	May 2014	209,974	5,878,824
Resident population aged 18 and over	Mid 2018	252,100	6,966,400
	Mid 2014	242,600	6,617,600
Estimated % unemployed	2017/18	5.3	5.0
	2013/14	9.5	8.4
Band 'D' council tax	May 2018	£1,481	£1,350
	May 2014	£1,403	£1,302

% share of the poll

	Date	% Poll	CON	LAB	LD	GRE	UKIP	IND	REA	Others
Bowes	3.5.18	37.3	16.5	66.2	-	17.2	-	-	-	-
	22.5.14	38.2	21.1	60.6	-	14.8	-	-	-	3.5
Bush Hill Park	3.5.18	41.4	39.8	36.5	9.9	11.0	2.9	-	-	-
	22.5.14	37.8	31.3	27.8	9.4	12.9	18.6	-	-	-
Chase	3.5.18	43.0	35.7	40.2	9.2	10.4	4.5	-	-	-
	22.5.14	42.7	31.2	30.3	6.0	14.7	17.8	-	-	-
Cockfosters	3.5.18	39.0	52.2	26.3	10.2	11.3	-	-	-	-
	22.5.14	34.8	46.8	23.7	6.0	10.7	12.9	-	-	-
Edmonton Green	3.5.18	32.9	12.4	71.6	5.8	8.0	-	-	-	2.3
	22.5.14	36.0	12.4	71.1	-	9.6	-	-	-	7.0
Enfield Highway	3.5.18	31.1	20.9	56.6	4.3	7.6	-	10.6	-	-
	7.12.17	22.4	26.7	69.8	-	3.4	-	-	-	-
	22.5.14	34.0	17.5	47.0	-	9.9	18.7	-	-	7.0
Enfield Lock	3.5.18	32.7	21.2	60.0	5.1	9.0	4.8	-	-	-
	18.5.17	32.2	29.7	65.8	-	1.6	2.8	-	-	-
	22.5.14	37.7	14.5	50.5	-	9.9	18.5	-	-	6.6
Grange	3.5.18	44.2	59.8	28.7	11.5	-	-	-	-	-
	22.5.14	40.7	45.3	21.8	6.7	11.4	15.0	-	-	-
Haselbury	3.5.18	33.2	17.1	67.2	6.1	9.5	-	-	-	-
	22.5.14	36.7	14.9	52.0	-	10.2	13.8	-	-	9.1
Highlands	3.5.18	44.0	50.8	23.6	8.7	13.8	3.1	-	-	-
	22.5.14	40.4	42.9	24.1	-	14.7	18.3	-	-	-
Jubilee	3.5.18	35.7	21.6	61.8	4.7	7.2	4.8	-	-	-
	22.5.14	38.3	17.9	56.2	-	8.3	17.6	-	-	-
Lower Edmonton	3.5.18	32.5	16.7	69.2	5.5	2.3	-	-	-	6.3
	22.5.14	35.7	11.2	62.4	-	11.5	14.9	-	-	-
Palmers Green	3.5.18	37.1	22.9	52.7	9.7	14.7	-	-	-	-
	22.5.14	38.2	19.7	43.1	6.3	13.5	-	14.1	-	3.3
Ponders End	3.5.18	33.7	14.6	66.6	4.6	7.8	-	6.4	-	-
	22.5.14	36.2	14.5	61.1	-	10.6	-	3.7	-	10.1
Southbury	3.5.18	35.4	23.4	56.9	7.5	12.1	-	-	-	-
	22.5.14	39.2	17.2	41.5	-	10.1	15.5	7.7	-	8.0
Southgate	3.5.18	47.3	38.9	41.2	8.4	11.5	-	-	-	-
	22.5.14	36.8	40.0	34.6	9.8	15.6	-	-	-	-
Southgate Green	3.5.18	43.1	34.5	44.7	10.3	10.5	-	-	-	-
	22.5.14	41.6	32.6	37.5	7.6	12.2	9.1	-	-	0.9
Town	3.5.18	46.7	39.8	29.4	6.7	11.0	2.9	-	-	10.2
	22.5.14	43.9	36.2	24.2	-	12.8	13.8	-	-	13.0

% share of the poll (continued)										
	Date	% Poll	CON	LAB	LD	GRE	UKIP	IND	REA	Others
Turkey Street	3.5.18	34.4	25.9	62.2	4.5	7.5	-	-	-	-
	22.5.14	38.6	17.8	41.5	-	8.6	18.3	7.4	-	6.3
Upper Edmonton	3.5.18	32.4	13.7	72.4	5.5	8.4	-	-	-	-
	22.5.14	35.6	15.4	69.3	-	15.2	-	-	-	-
Winchmore Hill	3.5.18	46.7	36.8	36.3	7.0	9.2	-	10.6	-	-
	22.5.14	38.3	32.4	26.6	7.2	12.1	11.9	9.9	-	-

Results

Bowes	Turnout 37.3%		Cockfosters	Turnout 39.0%	
<i>No change</i>			<i>No change</i>		
Brett, Yasemin *	LAB	2,386	Hayward, Elaine F. *	CON	2,406
Georgiou, Achilleas *	LAB	2,253	Georgiou, Alessandro I. *	CON	2,363
Chibah, Elisabeth K. *	LAB	2,242	Smith, Edward M. I. *	CON	2,279
Wright, Liz	GRE	697	Cole, Chris	LAB	1,223
Conway, David	CON	620	Jones, Roz	LAB	1,213
Hancock, Alex	CON	564	Hebbs, Ryan	LAB	1,117
Stachow, Daniel S.	GRE	552	Davenport, Laura	GRE	510
Doughty, Trevor U. C.	GRE	542	Peters, David R. S.	LD	459
Hurer, Ertan *	CON	535			
Bush Hill Park	Turnout 41.4%		Edmonton Green	Turnout 32.9%	
<i>1 CON gain from LAB</i>			<i>No change</i>		
Daniels, Jon	CON	1,976	Erbil, Ergin	LAB	2,699
Coleshill, Will	CON	1,959	Aramaz, Tolga	LAB	2,629
De Silva, Clare	CON	1,926	Bedekova, Mahym	LAB	2,533
Betton, Bevin	LAB	1,862	Pearce, Daniel C. A. *	CON	474
Abey, Josh	LAB	1,831	Williams, Christine F.	CON	444
Ejumotan, Catherine	LAB	1,681	Aakhiro, Cabdiraxmaan	CON	440
Maydon, Benji	GRE	539	Robertson-Molloy, Jean	GRE	291
Achillea, George	LD	484	Bushill, Joan L.	LD	211
Rolph, Gwyneth W.	UKIP	144	Ksiazkiewicz-Tylka, Danuta	DP	84
Chase	Turnout 43.0%		Enfield Highway	Turnout 31.1%	
<i>2 LAB gains from CON</i>			<i>No change</i>		
Yusuf, Hass	LAB	1,931	Eren, Ergun *	LAB	2,148
Pite, Vicki *	LAB	1,852	Hamilton, Christine *	LAB	2,003
Lemonides, Dino *	LAB	1,729	Hasan, Ahmet *	LAB	1,889
Fernando, Rishi	CON	1,670	Thorp, Andrew James	CON	760
Fallart, Peter *	CON	1,643	Dines, Nick G. *	CON	754
Headley, Denise	CON	1,582	Munasinghe, Leonard	CON	718
Russo, Guy	LD	690	Ovayolu, Erol	IND	379
McGeevor, Kate	GRE	473	Sarica, Fatosh	GRE	271
Wallace, Helen M.	LD	291	Macrory, John	LD	152
Sarra, Gianni R.	LD	275			
Allsop, Rachael	UKIP	207	Enfield Lock	Turnout 32.7%	
			<i>No change</i>		
			Demirel, Birsen	LAB	2,308
			Aydin, Guner	LAB	2,288
			Erbil, Elif *	LAB	2,217
			Bellas, Christine A.	CON	847
			Frazer, Karen E.	CON	792
			Drysdale, Patrick H.	CON	766
			Flint, David C.	GRE	339
			Mapleston, Richard E.	LD	194
			Robbens, Gary A.	UKIP	181

Grange	Turnout 44.2%		Lower Edmonton	Turnout 32.5%	
<i>No change</i>			<i>No change</i>		
Milne, Andy *	CON	2,627	Boztas, Sinan	LAB 2,379	
Dey, Chris	CON	2,538	Dogan, Guney *	LAB 2,321	
Neville, Terence *	CON	2,527	Greer, Margaret A.	LAB 2,305	
Kinsler, Hazel M.	LAB	1,352	Beard, Margaret H.	CON	669
Skarpari, Vanessa	LAB	1,185	Bagulay, Anne	CON	540
Sadegh-Zadeh, Rasheed	LAB	1,159	Revis, Ian J.	CON	479
Laycock, Stuart	LD	512	Schofield, David L.	DVP	213
Anderton, Neil A.	LD	511	Whitby, Norman F.	LD	186
Wilson, Robert J.	LD	458	Krakowiak, Peter J.	GRE	77
Haselbury	Turnout 33.2%		Palmers Green	Turnout 37.1%	
<i>No change</i>			<i>No change</i>		
Karakus, Saray	LAB	2,311	Leaver, Timothy	LAB 2,440	
Cetinkaya, Mustafa	LAB	2,268	Maguire, Mary *	LAB 2,431	
Savva, George A.	LAB	2,268	Oykener, Ahmet *	LAB 2,144	
Harwood, Matthew	CON	619	Suleyman, Tolga	CON	1,073
Lavender, Michael D. *	CON	589	Lennon, Shyam	CON	1,071
Spring, Jane C.	CON	532	Suruk, Baykal	CON	908
Scott, Nicola R.	GRE	324	Clarke, Basil T.	GRE	651
Dawson, Huw P. K.	LD	208	Malone, Brendan J.	LD	430
Highlands	Turnout 44.0%		Ponders End	Turnout 33.7%	
<i>No change</i>			<i>No change</i>		
Vince, Glynis L. *	CON	2,579	Erbil, Susan	LAB 2,302	
David-Sanders, Lee *	CON	2,569	Orhan, Ayfer *	LAB 2,196	
Laban, Joanne L. *	CON	2,529	Taylor, Doug *	LAB 2,152	
Ekechi, Patricia *	LAB	1,261	Heathwood, Chris	CON	542
South, David A.	LAB	1,243	Panayi, Adele J.	CON	475
Islam, Mohammad	LAB	1,060	Joannides, Phivos	CON	436
Cooper, Phil	GRE	694	During, Seton A. R. O.	GRE	259
Woodland, Laura F. L.	LD	436	Awale, Mahamed	IND	214
Evans, Jeff	UKIP	156	Pridham, Helen M.	LD	152
Jubilee	Turnout 35.7%		Southbury	Turnout 35.4%	
<i>No change</i>			<i>No change</i>		
Caliskan, Nesil	LAB	2,132	Bond, Christopher J *	LAB 2,296	
Cazimoglu, Alev *	LAB	2,132	Aksanoglu, Mahmut	LAB 2,081	
Lappage, Bernie *	LAB	2,110	Keazor, Nneka C. *	LAB 2,030	
Breslin, Glenn J.	CON	772	Parker, Clive W.	CON	955
Sulaimen, Ratip A.	CON	746	Kousoulou, Garry	CON	927
Jukes, Eric C. *	CON	712	Al-Damluji, Salem A.	CON	757
Gill, Benjamin J.	GRE	248	Balnave, Luke A.	GRE	456
Baritz, Constantine M.	UKIP	164	Stainer, Alan I.	LD	283
Morgan-Ash, Richard	LD	160			

Southgate	Turnout 47.3%
<i>No change</i>	
Gunawardena, Charith A.	LAB 1,896
Ioannou, Stephanos	CON 1,809
Levy, Derek L. *	LAB 1,809
McEvoy, Angie	LAB 1,803
Storry, Jasmine	CON 1,727
Ly, Keith	CON 1,666
Sacomanno, Geri C.	GRE 511
Dubow, Leslie	LD 434
Lemberger, Regine	LD 313
Southgate Green	Turnout 43.1%
<i>3 LAB gains from CON</i>	
Anderson, Daniel H. *	LAB 2,118
Stewart, Claire L. *	LAB 2,018
Brown, Anne M.	LAB 1,977
Savva, Marina	CON 1,596
Kacouris, Helen	CON 1,573
Bishop-Laggett, Emma	CON 1,557
Bushill, Chris	LD 521
Hughes, David L.	GRE 478
Medlicott, Diana G.	LD 446
Mitchell, David	LD 439
Town	Turnout 46.7%
<i>No change</i>	
Rawlings, Lindsay C.	CON 2,606
Rye, Mike *	CON 2,580
Steven, Jim *	CON 2,384
Poole, Ed	LAB 1,947
Jiagge, Doris A. *	LAB 1,834
Ibrahim, Tahsin	LAB 1,801
Heather, Kay N.	GRE 696
Hambleton, Tulip	WEP 648
Steel, Margaret J.	LD 423
Cairns, Deborah	UKIP 183

Turkey Street	Turnout 34.4%
<i>No change</i>	
Jewell, Rick	LAB 2,159
Needs, Gina	LAB 2,060
Ozaydin, Sabri	LAB 1,964
Boston, David T.	CON 920
Efthymiou, Kyri	CON 860
Lepe, Raphael I.	CON 792
Linton, Bill	GRE 247
Kidman, Tony	LD 148
Upper Edmonton	Turnout 32.4%
<i>No change</i>	
Akpinar, Huseyin I.	LAB 2,672
Anolue, Kate	LAB 2,669
Uddin, Mahtab	LAB 2,270
Joannides, Chris	CON 541
Smith, Andi	CON 495
Nageye, Abdi	CON 404
Macaulay, Caroline J.	GRE 342
McRae, Alex	GRE 248
Trotman, Karen A.	LD 191
Winchmore Hill	Turnout 46.7%
<i>1 LAB gain from CON</i>	
Barry, Dinah S. *	LAB 2,054
Barnes, Ian	LAB 1,963
Alexandrou, Maria	CON 1,956
Daniels, Gonul	CON 1,891
Mandel, Paul	CON 1,873
Tucker, Calvin	LAB 1,624
Redmond, Harry	IND 549
Phillips, Alison C.	GRE 498
Davies, Lynne	GRE 457
McLaren, Matthew J.	LD 431
Stainer, Lorice	LD 293

By-elections

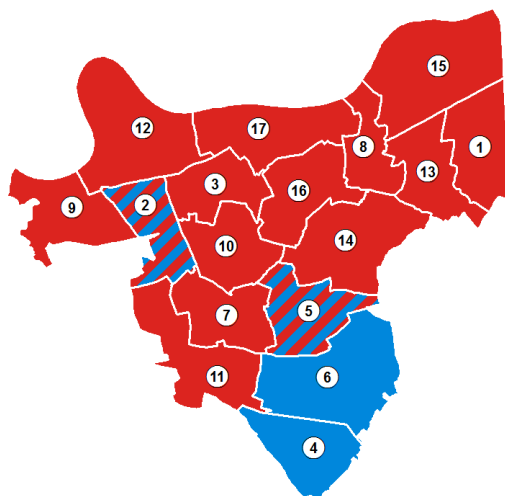
Enfield Highway	Turnout 22.4%
<i>07 December 2017</i>	
<i>No change</i>	
Eren, Ergun	LAB 1,619
Thorp, Andrew J.	CON 620
Malin, Andreea	GRE 79
<i>Death of Esendagli, Turgut (LAB)</i>	

Enfield Lock	Turnout 32.2%
<i>18 May 2017</i>	
<i>No change</i>	
Erbil, Elif	LAB 2,155
Bellas, Christin	CON 973
Robbens, Gary	UKIP 91
McGeavor, Kate	GRE 54
<i>Resignation of Uzoanya, Ozzie (LAB)</i>	

Greenwich

Labour administration

- | | | | |
|----|----------------------------|----|---------------------------|
| 1 | Abbey Wood | 11 | Middle Park and Sutcliffe |
| 2 | Blackheath | 12 | Peninsula |
| | Westcombe | 13 | Plumstead |
| 3 | Charlton | 14 | Shooters Hill |
| 4 | Coldharbour and New Eltham | 15 | Thamesmead Moorings |
| 5 | Eltham North | 16 | Woolwich Common |
| 6 | Eltham South | 17 | Woolwich Riverside |
| 7 | Eltham West | | |
| 8 | Glyndon | | |
| 9 | Greenwich West | | |
| 10 | Kidbrooke with Hornfair | | |



■ Conservative ■ Labour

State of the Parties, 1964-2018

	CON	LAB	LD	Other	Total
3.5.18	9	42	-	-	51
22.5.14	8	43	-	-	51
6.5.10	11	40	-	-	51
4.5.06	13	36	2	-	51
2.5.02	9	38	4	-	51
7.5.98	8	52	2	-	62
5.5.94	8	47	3	4	62
3.5.90	12	44	2	4	62
8.5.86	12	44	6	-	62
6.5.82	16	43	3	-	62
4.5.78	17	45	-	-	62
4.5.74	8	52	-	-	60
13.5.71	5	55	-	-	60
9.5.68	38	22	-	-	60
7.5.64	11	49	-	-	60

% share of the poll, 1964-2018

	% poll	CON	LAB	LD	Other
3.5.18	36.1	22.0	52.2	8.0	17.8
22.5.14	37.3	18.3	42.3	6.3	33.1
6.5.10	62.0	24.5	41.1	16.8	17.6
4.5.06	35.8	27.6	37.7	18.0	16.7
2.5.02	29.9	25.9	46.1	20.6	7.3
7.5.98	32.2	27.3	55.5	14.1	3.1
5.5.94	47.6	21.8	51.8	18.4	8.0
3.5.90	51.1	20.5	39.9	6.5	33.2
8.5.86	47.8	27.4	45.9	25.8	0.9
6.5.82	45.5	32.9	40.0	26.3	0.8
4.5.78	44.8	42.1	53.9	2.2	1.7
4.5.74	36.0	33.1	60.6	5.1	1.2
13.5.71	44.3	29.5	69.0	0.5	1.0
9.5.68	38.2	53.5	43.2	2.5	0.8
7.5.64	36.0	32.4	64.0	3.2	0.4

General Statistics

		Greenwich	London
Electorate	May 2018	187,475	5,962,160
	May 2014	174,624	5,878,824
Resident population aged 18 and over	Mid 2018	217,400	6,966,400
	Mid 2014	204,000	6,617,600
Estimated % unemployed	2017/18	5.4	5.0
	2013/14	10.6	8.4
Band 'D' council tax	May 2018	£1,351	£1,350
	May 2014	£1,284	£1,302

% share of the poll										
	Date	% Poll	CON	LAB	LD	GRE	UKIP	IND	REA	Others
Abbey Wood	3.5.18	31.4	10.3	62.6	6.2	6.9	-	14.0	-	-
	22.5.14	33.8	9.4	48.8	5.4	12.1	24.3	-	-	-
Blackheath Westcombe	3.5.18	47.5	33.8	40.3	11.3	12.2	-	-	-	2.3
	22.5.14	47.7	31.0	38.5	9.1	21.4	-	-	-	-
Charlton	3.5.18	38.9	12.6	47.5	8.6	17.5	-	-	-	13.7
	22.5.14	37.8	11.7	47.6	7.0	18.4	15.3	-	-	-
Coldharbour and New Eltham	3.5.18	40.0	45.5	36.1	5.2	6.2	3.9	-	-	3.0
	22.5.14	40.5	33.9	22.5	3.2	8.3	23.7	-	-	8.4
Eltham North	3.5.18	49.9	42.0	42.5	5.4	8.1	-	-	-	2.0
	10.11.16	31.3	42.0	40.8	8.8	3.5	5.0	-	-	-
	22.5.14	50.3	31.6	32.4	3.7	10.5	21.8	-	-	-
Eltham South	3.5.18	42.7	48.6	36.8	5.5	9.1	-	-	-	-
	22.5.14	41.4	27.7	21.2	4.2	8.6	22.9	9.4	-	5.9
Eltham West	3.5.18	30.6	23.8	57.1	7.6	11.4	-	-	-	-
	22.5.14	34.9	11.9	39.9	4.3	10.7	24.3	-	-	8.9
Glyndon	3.5.18	32.6	10.6	60.9	4.0	10.9	-	-	-	13.5
	5.5.16	41.5	12.4	57.1	8.3	8.9	8.4	3.5	-	1.4
	22.5.14	31.8	12.6	58.6	4.8	15.9	-	-	-	8.0
Greenwich West	3.5.18	37.7	14.2	50.4	24.5	10.9	-	-	-	-
	7.5.15	64.1	28.2	39.2	8.6	16.6	4.8	1.6	-	0.9
	22.5.14	38.0	18.3	49.2	10.1	22.5	-	-	-	-
Kidbrooke with Hornfair	3.5.18	32.7	21.0	53.1	7.0	12.6	6.4	-	-	-
	22.5.14	35.0	16.3	39.6	7.2	14.2	22.8	-	-	-
Middle Park and Sutcliffe	3.5.18	36.2	22.0	53.5	9.8	8.8	5.9	-	-	-
	22.5.14	40.1	19.2	35.5	7.0	12.1	19.5	-	-	6.7
Peninsula	3.5.18	36.0	14.3	46.4	7.3	32.0	-	-	-	-
	22.5.14	38.0	17.2	42.6	5.8	17.3	13.0	4.3	-	-
Plumstead	3.5.18	32.6	10.7	57.3	3.7	8.9	-	-	-	19.5
	22.5.14	35.1	9.3	49.1	7.8	12.2	21.5	-	-	-
Shooters Hill	3.5.18	41.3	16.1	55.6	4.5	11.8	-	-	-	11.9
	22.5.14	41.0	14.5	42.8	6.6	15.7	20.4	-	-	-
Thamesmead Moorings	3.5.18	26.3	16.0	69.0	5.6	9.3	-	-	-	-
	22.5.14	29.6	12.2	55.0	9.2	11.5	-	12.0	-	-
Woolwich Common	3.5.18	32.8	11.5	67.5	5.5	12.9	-	-	-	2.6
	22.5.14	31.8	8.7	59.4	6.5	12.8	12.7	-	-	-
Woolwich Riverside	3.5.18	30.9	14.8	66.4	8.4	9.2	-	-	-	1.2
	22.5.14	31.4	11.4	50.3	5.5	14.5	13.8	4.5	-	-

Results

Abbey Wood	Turnout 31.4%		Coldharbour And New Eltham	Turnout 40.0%	
<i>No change</i>			<i>No change</i>		
Cousins, Ann-Marie	LAB	2,213	Hills, John *	CON	1,985
Hyland, Denise *	LAB	1,985	Hartley, Matt *	CON	1,886
Mardner, Clive *	LAB	1,980	Tester, Roger	CON	1,712
Jamieson, Bruce P.	IND	507	Dowse, Catherine	LAB	1,617
Jenkins, Craig J.	IND	476	Baker, Peter	LAB	1,472
Johnson, Ronie	IND	403	Norona, Ivanhoe	LAB	1,336
Burrows, David	CON	399	Connolly, Philip J.	GRE	254
Hogg, Roland	CON	313	Lewis, Emma L.	LD	251
Martin, Janet	CON	304	Butcher, Martin J.	LD	197
Clayfield, Gareth	LD	231	Gentry, Paul G.	LD	194
Hayles, Arthur L.	GRE	227	Whittle, Peter R.	UKIP	160
Headon, Tom	LD	192	Adams, Clifford	BNP	123
Soanes, Bonnie C.	LD	186			
Blackheath Westcombe	Turnout 47.5%		Eltham North	Turnout 49.9%	
<i>No change</i>			<i>1 CON gain from LAB</i>		
Lolavar, Mariam	LAB	2,036	Davis, Charlie	CON	2,195
Fletcher, Leo	LAB	1,861	Bird, Linda *	LAB	2,176
Brighty, Geoff *	CON	1,811	Drury, Spencer *	CON	2,166
Shahzad, Sabiha	LAB	1,705	Offord, Steve *	LAB	2,139
Turrell, Thomas	CON	1,482	Walsh, Caroline A.	LAB	2,057
Reid, Malcolm	CON	1,406	Lobo, Brenda	CON	1,947
Moore, Fiona C.	GRE	641	McGreevy, Nuala	GRE	406
Mathers, Jannet	GRE	627	Green, Mary C.	LD	323
Miller, Suzanne J.	LD	550	Chamberlain, Andrew S.	LD	261
Badrinath, Usha	LD	543	O'Keefe, Michael J.	LD	222
Steves, Franklin M.	LD	482	Williamson, Earl J. G.	DVP	102
Rance, Victoria T.	GRE	429			
Allman, Trevor W.	MRLP	106	Eltham South	Turnout 42.7%	
Charlton	Turnout 38.9%		<i>No change</i>		
<i>No change</i>			Clare, Matt *	CON	1,973
Dillon, Gary	LAB	2,487	Fletcher, Nigel	CON	1,860
Perks, Linda	LAB	2,254	Greenwell, Pat	CON	1,838
Parker, Gary *	LAB	2,035	Atley, Tom	LAB	1,459
Loops, Clare	GRE	834	Clinton, Susan	LAB	1,441
Ritchie, Pamela E.	WEP	652	Slattery, Patricia	LAB	1,402
Gakuru, Macharia	CON	606	Albrecht, Helen	GRE	354
Latham, Catherine	CON	598	Lewis, Michael J.	LD	243
Mann, Maya	CON	595	Chuter, Michael D.	LD	214
Ireland, Rebecca A.	LD	457	Pattenden, Mark S.	LD	187
Gerrard, Ian J.	LD	414			
Rome, Charlie	LD	356			

Eltham West Turnout 30.6%*No change*

Freeman, Bill *	LAB	1,664
Hayes, Mick *	LAB	1,635
Williams, Miranda *	LAB	1,551
Davis, Jim	CON	706
Turrell, Gemma J.	CON	698
Worrton, James	CON	620
Stratford, Matthew	GRE	324
Cox, Eileen J.	LD	278
Mills, Alistair D.	LD	187
Huntbach, Matthew M.	LD	183

Glyndon Turnout 32.6%*No change*

Ashikodi, Tonia N.	LAB	2,386
Brooks, Peter *	LAB	2,316
Khaireh, Adel	LAB	2,077
Christie, Stewart C.	PLM	574
Ogun, Ebru	PLM	475
Carter, Jonathan	CON	458
Sweeney, Kevin P.	PLM	458
Barron, Leonie K.	GRE	406
Stirling, Sheila	CON	364
Lee, Gillian	CON	353
Pons, Katharine E.	LD	169
Fletcher, Jack M.	LD	149
Smith, Richard J. L.	LD	132

Greenwich West Turnout 37.7%*No change*

O'Mara, Maureen *	LAB	2,643
Khan, Mehboob	LAB	2,635
Smith, Aidan *	LAB	2,473
O'Connor, Rhian	LD	1,308
Austin, Anthony P.	LD	1,232
Rose, Edmond	LD	1,223
Goodrum, Jessica	CON	783
Haran, Gavin	CON	698
Swift, Christopher R.	CON	697
Stott, Robin	GRE	608
Thomas, Dee J. H.	GRE	582
Whittaker, Isobel	GRE	491

Kidbrooke with Hornfair

Turnout 32.7%

No change

Adams, Norman *	LAB	2,024
Grice, Christine *	LAB	1,976
Stanley, David *	LAB	1,861
Brinkhurst, Graham	CON	838
Spencer, Ralph	CON	764
West, Kerry Marie	CON	713
King, Jan E.	GRE	462
Beaumont, David J.	LD	344
Snowball, Timothy J. B.	LD	248
Ray, Barbara V.	UKIP	234
Mbogga, Richard	LD	186

Middle Park and Sutcliffe

Turnout 36.2%

No change

Hawking, Ian	LAB	2,049
May, Christine *	LAB	2,045
James, Mark *	LAB	1,883
Drury, Kate	CON	850
Davis, Aileen	CON	842
Shipp, James	CON	772
Coppack, Lee	LD	402
Marshall, Patricia M.	LD	351
Smith, Christopher E. J.	LD	339
Tarek, Syed A.	GRE	327
Adams, Ray	UKIP	221

Peninsula

Turnout 36.0%

No change

Brain, Stephen *	LAB	2,470
Lloyd, Chris *	LAB	2,274
Scott-McDonald, Denise R. *	LAB	2,271
Browne, Matt	GRE	1,708
Garrun, Dan	GRE	1,587
Murphy, Jenny	GRE	1,539
Green, Ben	CON	790
Higginbotham, Antony	CON	702
Smith, Reece	CON	664
Chamberlain, Richard J.	LD	396
Ferguson, Matthew D.	LD	379
Smith, Andrew C.	LD	334

Plumstead Turnout 32.6%*No change*

Cornforth, Angela *	LAB	2,304
James, Rajinder *	LAB	1,970
Morrow, Matt *	LAB	1,916
Levett, Cheryl A.	PLM	609
Fernandez, Mervyn	PLM	591
Miller, Alison F.	PLM	544
Gillard, Patricia	CON	419
Parker-Smith, Felix	CON	386
Heiner, Andreas	CON	349
Roberts, Paul	GRE	320
Wallace, Dan	LD	142
Adjekughele, Ese	RNW	122
Smith, Mark	LD	122

Shooters Hill Turnout 41.3%*No change*

Kirby, Chris *	LAB	2,359
Merrill, Sarah *	LAB	2,340
Thorpe, Danny *	LAB	2,218
Burgess, Maureen	CON	712
Adamson, Steve	CON	697
Runham, David	CON	591
Conwell-Tillotson, Laura M.	PLM	572
Brown, Ann	GRE	491
Nichols, John J.	PLM	465
Lyons, Stuart D. S.	PLM	449
Heiner, Heather	LD	193
Shiel, Richard A.	LD	193
Hermiston, Jane A.	LD	174

Thamesmead Moorings Turnout 26.3%*No change*

Babatola, Olu *	LAB	2,201
Lekau, Averil *	LAB	2,057
James, Sizwe *	LAB	1,989
Hayzen, Elaine	CON	500
Robertson, Joe	CON	496
Wainwright, John	CON	452
Letsae, Claudine	GRE	282
West, Paul J.	LD	209
Steves, Claire J.	LD	159
Durham, Anthony C. H.	LD	143

Woolwich Common

Turnout 32.8%

No change

Gardner, David L. *	LAB	2,658
Okereke, Anthony C.	LAB	2,520
Williams, Ivis	LAB	2,491
Crowhurst, Keith	GRE	490
Gallie, Simon D. I.	CON	460
Hills, Patricia	CON	444
Wainwright, Jan	CON	398
Rose, Matthew I.	LD	223
Glinsman, Matthew J.	LD	208
Simons, Martin A.	LD	190
Rahman, Ziaur	RNW	99

Woolwich Riverside

Turnout 30.9%

No change

Smith, Jackie *	LAB	2,708
Fahy, John *	LAB	2,706
Mbang, Dominic K.	LAB	2,585
Spiller, Thomas H.	CON	679
Thurogood-Hyde, Tomas W.	CON	558
Van Roon, Christopher R.	CON	543
Fleischmann, Leonie J. R.	GRE	431
Bradley, Kieran	LD	393
Heffernan, Sam	GRE	337
Byrne, Caolan	GRE	334
Newton, Andrew P.	LD	329
Perera-Delcourt, Ramesh P.	LD	287
Prystupa, Mariusz P.	DP	50

By-elections

Eltham North	Turnout 31.3%	
<i>10 November 2016</i>	<i>1 CON gain from LAB</i>	
Davis, Charlie	CON	1,335
Peirce, Simon W.	LAB	1,297
Macaulay, Sam	LD	279
Ray, Barbara	UKIP	160
Browne, Matt	GRE	110
<i>Resignation of Davies, Wynn (LAB)</i>		

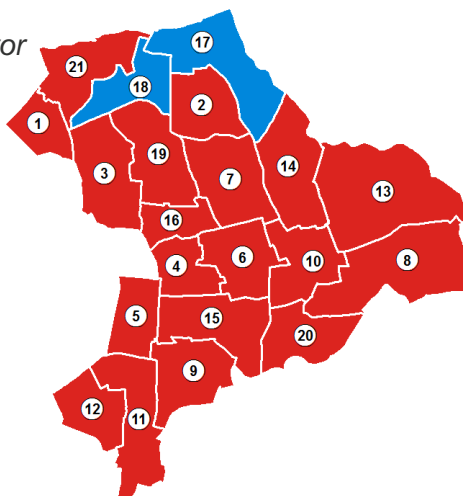
Glyndon	Turnout 41.5%	
<i>05 May 2016</i>	<i>No change</i>	
Ashikodi, Tonia N.	LAB	2,583
Browne, Matt	CON	561
Garrun, Daniel H.	GRE	402
Hamilton, Rita D	UKIP	380
Christie, Stewart C.	LD	376
Ogun, Ebru	IND	157
Olaore, Abiola	APP	64
<i>Resignation of Rabadia, Radha (LAB)</i>		

Greenwich West	Turnout 64.1%	
<i>07 May 2015</i>	<i>No change</i>	
Khan, Mehboob	LAB	3,430
Turrell, Thomas F.	CON	2,466
Stott, Robin.	GRE	1,452
Dunlop, Sonia K.	LD	756
Butler, Paul S.	UKIP	422
Charles, Christina	IND	138
Kasab, Sara M. C.	TUSC	80
<i>Resignation of Pennycook, Matthew T. (LAB)</i>		

Hackney

Labour administration - Labour directly elected mayor

1 Brownswood	12 Hoxton West
2 Cazenove	13 King's Park
3 Clissold	14 Lea Bridge
4 Dalston	15 London Fields
5 De Beauvoir	16 Shacklewell
6 Hackney Central	17 Springfield
7 Hackney Downs	18 Stamford Hill West
8 Hackney Wick	19 Stoke Newington
9 Haggerston	20 Victoria
10 Homerton	21 Woodberry Down
11 Hoxton East & Shoreditch	



Conservative Labour

State of the Parties, 1964-2018

	CON	LAB	LD	Other	Total
3.5.18	5	52	-	-	57
22.5.14	4	50	3	-	57
6.5.10	4	50	3	-	57
4.5.06	9	44	3	1	57
2.5.02	9	45	3	-	57
7.5.98	12	29	17	2	60
5.5.94	6	44	10	-	60
3.5.90	4	48	8	-	60
8.5.86	2	53	5	-	60
6.5.82	3	50	7	-	60
4.5.78	1	59	-	-	60
4.5.74	-	60	-	-	60
13.5.71	-	60	-	-	60
9.5.68	31	27	2	-	60
7.5.64	-	60	-	-	60

% share of the poll, 1964-2018

	% poll	CON	LAB	LD	Other
3.5.18	37.0	11.3	62.1	8.7	17.9
22.5.14	38.6	12.1	56.9	8.1	22.9
6.5.10	57.8	13.7	46.7	21.8	17.8
4.5.06	34.4	16.6	41.1	15.5	26.7
2.5.02	30.1	16.3	40.8	10.6	32.4
7.5.98	34.8	20.9	41.4	25.7	12.0
5.5.94	38.2	20.5	54.8	19.1	5.6
3.5.90	36.1	20.7	51.6	15.8	11.9
8.5.86	36.1	19.0	56.4	19.7	5.0
6.5.82	34.2	23.3	54.6	20.3	1.9
4.5.78	36.5	29.3	59.4	2.5	8.8
4.5.74	23.4	18.3	72.5	8.8	0.4
13.5.71	29.0	20.9	78.1	0.0	1.0
9.5.68	21.5	41.3	46.7	9.4	2.5
7.5.64	16.3	16.1	69.7	12.9	1.2

General Statistics

		Hackney	London
Electorate	May 2018	178,880	5,962,160
	May 2014	175,132	5,878,824
Resident population aged 18 and over	Mid 2018	217,600	6,966,400
	Mid 2014	203,200	6,617,600
Estimated % unemployed	2017/18	5.2	5.0
	2013/14	10.8	8.4
Band 'D' council tax	May 2018	£1,329	£1,350
	May 2014	£1,301	£1,302

% share of the poll

	Date	% Poll	CON	LAB	LD	GRE	UKIP	IND	REA	Others
Brownswood	3.5.18	39.3	7.1	60.8	15.1	17.0	-	-	-	-
	22.5.14	40.4	9.7	55.8	7.8	22.3	-	-	-	4.4
Cazenove	3.5.18	48.0	3.8	47.7	38.8	7.9	-	1.8	-	-
	22.5.14	49.3	4.4	39.2	41.4	15.0	-	-	-	-
Clissold	3.5.18	39.0	5.1	64.0	9.4	21.5	-	-	-	-
	22.5.14	45.1	6.6	56.1	8.1	29.2	-	-	-	-
Dalston	3.5.18	36.7	4.0	46.3	5.3	31.4	-	-	-	13.1
	22.5.14	35.5	5.8	54.3	7.7	27.9	4.4	-	-	-
De Beauvoir	3.5.18	34.5	7.2	60.9	15.3	15.5	-	-	-	1.1
	22.5.14	38.6	16.5	54.9	7.2	19.0	-	-	-	2.5
Hackney Central	3.5.18	35.3	5.4	70.0	7.1	17.6	-	-	-	-
	21.7.16	18.6	5.6	75.2	6.3	9.9	-	3.1	-	-
	22.5.14	37.9	5.7	64.1	7.0	23.2	-	-	-	-
Hackney Downs	3.5.18	39.6	5.7	56.2	-	38.1	-	-	-	-
	5.5.16	58.0	8.0	59.8	7.7	24.4	-	-	-	-
	22.5.14	39.8	5.7	61.8	8.8	23.7	-	-	-	-
Hackney Wick	3.5.18	31.2	6.0	72.5	6.1	15.3	-	-	-	-
	22.5.14	32.6	7.5	66.1	6.5	19.9	-	-	-	-
Haggerston	3.5.18	33.0	6.0	71.8	7.2	15.0	-	-	-	-
	22.5.14	34.9	9.4	59.4	4.4	18.8	-	-	-	8.0
Homerton	3.5.18	34.2	5.5	75.4	4.0	15.1	-	-	-	-
	22.5.14	37.5	6.6	65.0	5.6	16.7	-	6.2	-	-
Hoxton East and Shoreditch	3.5.18	28.9	8.1	65.0	9.0	13.8	-	-	-	4.1
	22.5.14	31.1	13.8	58.8	7.3	16.0	-	-	-	4.1
Hoxton West	3.5.18	29.6	14.1	68.9	-	17.0	-	-	-	-
	3.11.16	15.7	13.3	68.3	9.6	8.8	-	-	-	-
	22.5.14	33.6	12.1	58.9	6.3	18.0	-	-	-	4.8
King's Park	3.5.18	35.0	5.5	71.9	5.0	14.6	-	3.0	-	-
	22.5.14	39.6	6.4	64.7	4.6	20.2	-	4.1	-	-
Lea Bridge	3.5.18	36.1	7.8	65.9	6.8	19.4	-	-	-	-
	22.5.14	39.5	7.9	57.8	4.4	25.6	-	-	-	4.3
London Fields	3.5.18	37.0	7.4	67.2	8.5	17.0	-	-	-	-
	22.5.14	40.6	9.1	58.2	6.3	21.9	-	-	-	4.5
Shacklewell	3.5.18	36.2	4.3	70.9	7.5	17.3	-	-	-	-
	22.5.14	39.3	5.4	63.5	5.3	25.8	-	-	-	-
Springfield	3.5.18	46.2	50.6	42.0	-	7.4	-	-	-	-
	22.5.14	46.8	49.8	39.3	2.9	8.0	-	-	-	-

% share of the poll (continued)	Date	% Poll	CON	LAB	LD	GRE	UKIP	IND	REA	Others
Stamford Hill West	3.5.18	49.5	53.1	38.8	2.3	5.7	-	-	-	-
	22.5.14	40.4	42.1	44.2	3.0	10.8	-	-	-	-
Stoke Newington	3.5.18	39.8	5.0	63.1	9.1	20.5	-	-	-	2.3
	5.5.16	63.0	8.6	61.6	5.8	21.5	-	-	-	2.6
	22.5.14	43.8	6.0	57.2	5.4	27.3	-	-	-	4.1
Victoria	3.5.18	34.6	7.7	68.9	8.6	14.8	-	-	-	-
	22.5.14	38.0	7.1	62.0	4.7	18.3	7.8	-	-	-
Woodberry Down	3.5.18	34.8	8.8	72.8	6.7	11.7	-	-	-	-
	22.5.14	40.8	18.4	65.5	3.9	12.2	-	-	-	-

Results

Brownswood Turnout 39.3%*No change*

Bell, Brian *	LAB	1,465
Potter, Clare M. *	LAB	1,399
Byrne, Anne M.	GRE	423
Pearce, Pauline	LD	409
Appleby, Duncan C.	GRE	375
Kelly, Leslie J.	LD	303
Kaye, Robert P.	CON	199
Weil, Bella	CON	134

Cazenove Turnout 48.0%*3 LAB gains from LD*

Pallis, Samuel R. I. A.	LAB	2,148
McMahon, Anthony J. C.	LAB	2,078
Woodley, Caroline R.	LAB	1,973
Isrolia, Javed	LD	1,733
Sharer, Ian D. *	LD	1,694
Kornbluh, Isaac	LD	1,620
Davies, Carrie E.	GRE	441
Machray, Georgina C.	GRE	356
Mercer, David	GRE	228
Gray, Amy E.	CON	204
Gray, Duncan C.	CON	164
Wojciechowska, Joanna A.	CON	125
Spenser, Bruce	IND	80

Clissold Turnout 39.0%*No change*

Cameron, Sophie R. *	LAB	2,548
Etti, Sade O. *	LAB	2,157
Hercocock, Ned *	LAB	2,055
Remy, Marie H. C.	GRE	889
Cresswell, James G.	GRE	839
Lawson, Adam S. G.	GRE	541
Anderson, Sylvia	LD	427
De Denev, Simon N. C.	LD	301
Roberts, Marcia	LD	264
Sills, Pamela Y.	CON	186
Odze, Chaya S.	CON	184
White, Andrew G.	CON	170

Dalston Turnout 36.7%*No change*

Adejare, Soraya *	LAB	1,237
Snell, Peter J. I. *	LAB	978
Armitage, Alexander J.	GRE	957
Thompson, Daniel	GRE	545
Iyengar, Harini	WEP	314
Dove, Hayley A. E.	LD	154
McGrath, Becket J.	LD	99
Chomicz, Anna	CON	98
Sutcliffe, Jack	CON	93

De Beauvoir Turnout 34.5%*No change*

Billington, Polly J.	LAB	1,448
Peters, James F. *	LAB	1,153
Finlay, Heather	GRE	451
Martin, Darren	LD	336
Morgan, Philippa R.	LD	316
Thorp, Nicholas	GRE	210
Lunat, Amina	CON	168
Lunat, Mohamednasar	CON	138
Wendel, Marlena K.	DP	24

Hackney Central Turnout 35.3%*No change*

Conway, Sophie *	LAB	2,475
Hayhurst, Benjamin D. *	LAB	2,142
Stops, Vincent R. A. *	LAB	1,917
Concepcion, Charlene L.	GRE	629
MacMahon, Siobhan E.	GRE	576
Rossiter, Alec J.	GRE	438
Raval, Dev	LD	256
Chamberlain, Jamie	LD	215
Richards, Joseph W.	LD	190
Schwarz, Stephanie R.	CON	186
Ewurum, Sampson	CON	177
Whitelaw, Heather E.	CON	139

Hackney Downs Turnout 39.6%*No change*

Desmond, Michael *	LAB	2,076
Rickard, Anna-Joy *	LAB	1,852
Moema, Sem *	LAB	1,687
Binnie-Lubbock, Alastair	GRE	1,597
Menon, Sheila	GRE	1,134
Zlotowitz, Sally	GRE	1,074
Lunat, Mohammed H.	CON	229
Lunat, Yasmin	CON	214
Rolkiewicz, Agnieszka	CON	122

Hackney Wick Turnout 31.2%*No change*

Kennedy, Christopher M. *	LAB	1,941
Webb, Jessica L. *	LAB	1,756
Sharman, Nicholas A. *	LAB	1,612
Garbett, Joe	GRE	390
Salisbury, Laura H.	GRE	390
Sharpe, Ruth	GRE	343
Deac, Andreea R.	LD	176
Stancliffe, Thomas J. P.	CON	153
Kwasnik, Marzena I.	CON	148
Lyons, James O.	LD	148
Heschel Bernstein, Yehoshua	CON	137
Rolph, Kenneth W.	LD	124

Haggerston Turnout 33.0%*No change*

Chauhan, Ajay K.	LAB	2,128
Spence, Patrick H.	LAB	2,117
Garasia, Humaira	LAB	2,033
Corby, Gideon	GRE	545
Shah, Deepa M.	GRE	398
Urwin, Paul	GRE	368
Neville, James	LD	261
Sharer, Bella	LD	184
Dabrowska, Mirosława Z.	CON	183
Payne, Geoffrey G. J.	LD	182
Sullivan, Sean	CON	182
Hoppe-Krajewska, Monika K.	CON	164

Homerton

Turnout 34.2%

No change

Chapman, Robert A. *	LAB	2,243
Lynch, Anna S.	LAB	2,147
Nicholson, Guy *	LAB	1,982
Baker, Rachel	GRE	587
Rhodes, Tamlyn	GRE	361
Devaney, John F. L.	GRE	326
Morris, Milton	CON	163
Adeyemo, Samson T.	CON	159
Emordi, Edilia E.	CON	144
Jacobson, Neil	LD	144
Shenker, Jeffery M.	LD	119
Smulian, Mark N.	LD	78

Hoxton East & Shoreditch Turnout 28.9%*No change*

Adams, Kamaru *	LAB	1,530
Demirci, Feryat *	LAB	1,411
Race, Stephen	LAB	1,230
Elliott, Scott	GRE	355
Wedmore, Florence	GRE	298
Jeraj, Samir	GRE	233
Friend, Peter	LD	194
Clinch, John	LD	193
Kenyon, Philip	CON	193
Shears, Lorraine	LD	191
Tinley, John R.	CON	174
Mosley, Louis	CON	153
Newby, Christian	TUSC	88

Hoxton West Turnout 29.6%*No change*

Maxwell, Yvonne *	LAB	1,771
McKenzie, Clayeon *	LAB	1,714
Williams, Carole *	LAB	1,527
Beyad, Fatemeh	GRE	447
Whitebread, Elisabeth	GRE	421
Beckett, Mark R. E.	CON	372
Venables, Christopher J.	GRE	366
Kane, James N.	CON	354
Van Terheyden, Alexander R.	CON	298

King's Park	Turnout 35.0%		Shacklewell	Turnout 36.2%	
<i>No change</i>			<i>No change</i>		
Patrick, Sharon R. *	LAB	2,325	Gregory, Michelle *	LAB	1,363
Rahilly, Thomas J. *	LAB	2,213	Lufkin, Richard D. *	LAB	1,304
Rennison, Rebecca L. *	LAB	2,017	Liberadzki, Stefan P.	GRE	339
Oates, Zoe C.	GRE	486	McDonald, James J.	GRE	313
Morgan, James P.	GRE	472	Clark, Teresa J.	LD	165
Oates, Alexander R.	GRE	373	De Almeida Alberto, Victor M.	LD	119
Lunat, Yusuf	CON	203	Krajewski, Andrzej	CON	96
Bell, Joseph F.	LD	194	Wypych, Agnieszka	CON	65
Morgan, Lumumba M.	CON	171			
Bayer, Sebastian L.	LD	144			
Saunders, Winifred	CON	124			
Hodgson, John W.	LD	116			
Williams, Vernon	IND	91			
Lea Bridge			Springfield		Turnout 46.2%
<i>No change</i>			<i>No change</i>		
Gordon, Margaret *	LAB	2,596	Steinberger, Simche *	CON	2,040
Rathbone, Ian *	LAB	2,144	Levy, Michael *	CON	1,992
Oguzkanli, Deniz *	LAB	2,096	Odze, Harvey *	CON	1,913
Jenkins, Ruth	GRE	737	Dogan, Ali	LAB	1,723
Hampson, Heather	GRE	700	Khan, Shabaz	LAB	1,632
Earle, Douglas	GRE	574	Walker, Joseph C.	LAB	1,584
Lunat, Imtiyaz	CON	321	Keggin, Ellie E. L.	GRE	376
Mathis, Benjamin D. D.	LD	253	Rayner, Robert	GRE	260
Kelly, Linda	CON	248	Stern, Thomas R.	GRE	230
Begum, Rumi	CON	242			
Willits, Joseph C.	LD	220			
London Fields			Stamford Hill West		Turnout 49.5%
<i>No change</i>			<i>1 CON gain from LAB</i>		
Bramble, Anntoinette *	LAB	2,378	Papier, Benzion *	CON	1,469
Plouviez, Emma *	LAB	1,972	Klein, Aharon J.	CON	1,468
Ozsen, Muharrem C. *	LAB	1,933	Dixon, Simon E.	LAB	1,133
Cutler, Kirn M.	GRE	587	Sales, Rosemary A. *	LAB	1,013
Lee, Nicholas G.	GRE	527	Jones, Bronwen E.	GRE	160
O'Shea, Catherine E. S.	GRE	475	Dreyer, Charles W. G.	GRE	155
Mendonca, Silvia A.	LD	303	Harms, Anthony D.	LD	78
Osborn, Thomas C.	LD	280	Neadley, Andrew	LD	50
Chowdhury, Tahmid R.	CON	257			
Matthew, Marcel P.	CON	231			
Upex, William J.	LD	208			
Richardson, Alistair P. G.	CON	202			
Stoke Newington			Stoke Newington		Turnout 39.8%
<i>No change</i>			<i>No change</i>		
Fajana-Thomas, Susan *			LAB	2,605	
Coban, Mete S. *			LAB	2,581	
Smyth, John Calvin Garreth			LAB	2,111	
Dowson, Fiona J.			GRE	991	
Lewis, Elinor C.			GRE	748	
Greenwood, Henry A. J.			GRE	627	
Bigley, Juliette			LD	446	
Hassan, Altan			LD	305	
O'Brien, John C.			LD	299	
Levy, Pauline N.			CON	232	
Mikolajewska, Diana M.			CON	184	
Nwokedi, Francis A.			CON	167	
Cotter, Michael			TUSC	88	

Victoria	Turnout 34.6%	
<i>No change</i>		
Hanson, Katie *	LAB	2,271
Joseph, Clare	LAB	1,880
Kuye, Olumuyiwa A.	LAB	1,709
McLeod, Sandra J.	GRE	575
Robinson, Wendy L.	GRE	385
Palmer, Liam B.	GRE	302
James, Heather L.	LD	299
Gabbott-Rolph, Jeffrey W.	LD	270
Lunat, Salma	CON	229
Moir, John A. W.	CON	212
Moir, Susan J.	CON	210
Sommer, David A. G.	LD	160

Woodberry Down	Turnout 34.8%	
<i>No change</i>		
Burke, Jonathan P. *	LAB	1,668
Selman, Caroline E. *	LAB	1,508
Pike, James	GRE	260
Alexander, Daniel N. E.	GRE	252
Seepersad, Sharmayne	CON	231
Chan, Carol	LD	170
Sills, Christopher D.	CON	151
Hornsby, Myall A.	LD	123

By-elections

Hackney Central	Turnout 18.6%	
<i>21 July 2016</i>		
<i>No change</i>		
Conway, Sophie	LAB	1,354
Macmahon, Siobhan	GRE	178
French, Russell J.	LD	113
Sills, Christopher D.	CON	101
Korel, Mustafa	IND	55
<i>Resignation of Linden, Sophie (LAB)</i>		

Hoxton West	Turnout 15.7%	
<i>03 November 2016</i>		
<i>No change</i>		
Maxwell, Yvonne	LAB	951
Sills, Christopher D.	CON	185
Encavey, Chantal	LD	133
Morgan, James	GRE	123
<i>Resignation of Glanville, Philip (LAB)</i>		

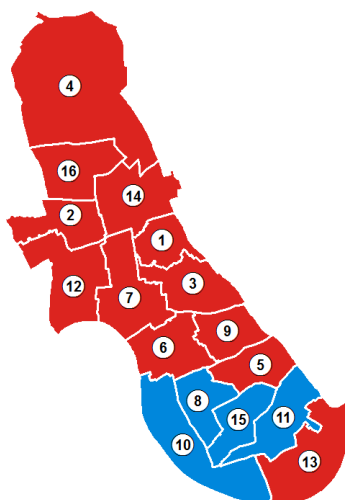
Hackney Downs	Turnout 58.0%	
<i>05 May 2016</i>		
<i>No change</i>		
Moema, Sem	LAB	2,614
Binnie-Lubbock, Alastair	GRE	1,067
Benjamin, Nicola	CON	350
Sadiq, Mohammed	LD	338
<i>Resignation of Muir, Rick (LAB)</i>		

Stoke Newington	Turnout 63.0%	
<i>05 May 2016</i>		
<i>No change</i>		
Moule, Patrick	LAB	3,241
Obineche, Halita	GRE	1,132
Sills, Christopher	CON	450
De Almeida, Victor	LD	303
Cotter, Mick	TUSC	136
<i>Resignation of Thomson, Louisa (LAB)</i>		

Hammersmith and Fulham

Labour administration

1 Addison	9 North End
2 Askew	10 Palace Riverside
3 Avonmore and Brook Green	11 Parsons Green and Walham
4 College Park and Old Oak	12 Ravenscourt Park
5 Fulham Broadway	13 Sands End
6 Fulham Reach	14 Shepherd's Bush Green
7 Hammersmith Broadway	15 Town
8 Munster	16 Wormholt and White City



■ Conservative ■ Labour

State of the Parties, 1964-2018

	CON	LAB	LD	Other	Total
3.5.18	11	35	-	-	46
22.5.14	20	26	-	-	46
6.5.10	31	15	-	-	46
4.5.06	33	13	-	-	46
2.5.02	18	28	-	-	46
7.5.98	14	36	-	-	50
5.5.94	15	33	2	-	50
3.5.90	22	28	-	-	50
8.5.86	9	40	1	-	50
6.5.82	23	25	2	-	50
4.5.78	24	24	2	-	50
4.5.74	10	48	2	-	60
13.5.71	2	58	-	-	60
9.5.68	54	6	-	-	60
7.5.64	7	53	-	-	60

% share of the poll, 1964-2018

	% poll	CON	LAB	LD	Other
3.5.18	39.4	33.7	53.4	11.0	1.8
22.5.14	37.6	38.1	41.9	8.4	11.6
6.5.10	61.9	43.4	34.1	19.8	2.7
4.5.06	39.7	48.7	32.0	14.0	5.3
2.5.02	32.0	42.5	41.0	14.1	2.4
7.5.98	34.2	37.4	49.7	12.6	0.2
5.5.94	46.3	35.9	49.8	13.6	0.7
3.5.90	53.2	42.3	48.3	5.3	4.1
8.5.86	51.8	33.7	50.8	13.4	2.0
6.5.82	50.0	40.1	37.7	20.4	1.9
4.5.78	50.5	47.6	45.6	3.9	2.9
4.5.74	41.3	36.3	56.8	6.3	0.6
13.5.71	47.6	36.5	61.6	1.8	0.1
9.5.68	39.1	58.2	38.9	2.3	0.6
7.5.64	32.0	33.9	62.7	2.7	0.8

General Statistics

		Hammersmith and Fulham	London
Electorate	May 2018	129,163	5,962,160
	May 2014	130,564	5,878,824
Resident population aged 18 and over	Mid 2018	148,200	6,966,400
	Mid 2014	144,600	6,617,600
Estimated % unemployed	2017/18	5.5	5.0
	2013/14	7.5	8.4
Band 'D' council tax	May 2018	£1,008	£1,350
	May 2014	£1,061	£1,302

% share of the poll

	Date	% Poll	CON	LAB	LD	GRE	UKIP	IND	REA	Others
Addison	3.5.18	41.7	30.1	51.0	8.2	9.2	1.6	-	-	-
	22.5.14	42.9	41.8	44.5	13.7	-	-	-	-	-
Askew	3.5.18	37.1	17.6	69.2	13.1	-	-	-	-	-
	22.5.14	37.0	20.5	51.3	7.3	19.4	-	1.5	-	-
Avonmore and Brook Green	3.5.18	42.5	37.5	52.4	10.1	-	-	-	-	-
	8.6.17	63.1	34.9	52.8	12.3	-	-	-	-	-
	22.5.14	36.9	43.2	40.3	9.3	-	7.1	-	-	-
College Park and Old Oak	3.5.18	33.0	19.3	74.5	6.2	-	-	-	-	-
	22.5.14	31.7	18.0	58.3	7.0	16.7	-	-	-	-
Fulham Broadway	3.5.18	37.7	35.7	55.5	8.8	-	-	-	-	-
	22.5.14	39.4	41.3	51.8	7.0	-	-	-	-	-
Fulham Reach	3.5.18	41.4	26.8	56.5	7.2	9.5	-	-	-	-
	22.5.14	41.7	41.4	45.1	5.8	-	7.8	-	-	-
Hammersmith Broadway	3.5.18	38.8	19.7	68.6	11.7	-	-	-	-	-
	22.5.14	37.0	25.9	52.1	8.4	-	10.4	-	-	3.3
Munster	3.5.18	34.8	52.6	32.2	15.2	-	-	-	-	-
	22.5.14	32.1	56.2	23.3	8.9	-	-	-	-	11.7
North End	3.5.18	37.9	23.7	63.3	10.6	-	2.4	-	-	-
	22.5.14	39.4	38.0	46.7	7.9	-	7.4	-	-	-
Palace Riverside	3.5.18	47.0	62.2	23.7	14.1	-	-	-	-	-
	22.5.14	44.3	61.8	18.4	6.9	12.9	-	-	-	-
Parsons Green and Walham	3.5.18	38.2	64.2	21.3	14.5	-	-	-	-	-
	22.5.14	35.5	70.2	20.4	9.4	-	-	-	-	-
Ravenscourt Park	3.5.18	50.4	34.5	45.8	19.7	-	-	-	-	-
	22.5.14	49.3	41.3	34.4	6.5	13.1	4.8	-	-	-
Sands End	3.5.18	39.4	42.2	49.5	8.4	-	-	-	-	-
	8.6.17	63.5	46.5	43.6	9.8	-	-	-	-	-
	22.5.14	32.6	38.9	31.9	6.2	10.8	12.1	-	-	-
Shepherd's Bush Green	3.5.18	35.3	18.3	71.1	10.6	-	-	-	-	-
	22.5.14	34.9	17.4	50.2	7.4	16.8	8.2	-	-	-
Town	3.5.18	41.7	48.0	41.6	10.3	-	-	-	-	-
	22.5.14	32.3	52.0	24.4	18.8	-	-	-	-	4.8
Wormholt and White City	3.5.18	35.1	14.2	76.5	6.4	-	-	2.9	-	-
	22.5.14	37.0	17.3	65.3	5.5	11.9	-	-	-	-

Results

Addison	Turnout 41.7%		Fulham Broadway	Turnout 37.7%	
<i>1 LAB gain from CON</i>			<i>No change</i>		
Fennimore, Sue *	LAB	1,902	Coleman, Ben *	LAB	1,720
Connell, Adam P.A. *	LAB	1,849	De'ath, Alan C. *	LAB	1,611
Leighton, Rachel A.	LAB	1,762	Holder, Sharon *	LAB	1,590
Ambrosino, Clare	CON	1,153	Carew, Adam	CON	1,094
Colquhoun, James	CON	1,114	Afzal Khan, Aliya	CON	1,045
Lewis, Al	CON	983	Fincham, Matt	CON	1,028
Goad, Liz	GRE	330	Farrant, Natasha J.	LD	267
Goeman, Laura A.	LD	322	Stradling, Penelope J.	LD	260
Blackett, Luke X.P.	LD	313	Cook, Michael F.	LD	258
Leitch, Andrew R.	LD	251			
Casey, Maggie	UKIP	62			
Jones, Elizabeth E.	UKIP	50			
			Fulham Reach	Turnout 41.4%	
			<i>No change</i>		
Askew	Turnout 37.1%		Cooper, Christabel L.	LAB	2,034
<i>No change</i>			Cassidy, Iain G. *	LAB	1,976
Homan, Lisa F. *	LAB	2,577	Vincent, Guy W. *	LAB	1,903
Vaughan, Rory J. *	LAB	2,515	Gavin, Gabriel	CON	958
Ree, Rowan M.	LAB	2,466	Boden, Rory	CON	956
Masters, Dominic	CON	690	Tin Ming Kaw, Dorinne	CON	892
Thomas, Paul	CON	658	Davies, Jimi	GRE	330
Yogeswaran, Arunasalam	CON	579	Beardmore, Jenny E.O.	LD	320
Remy, Catherine	LD	504	Wip, Rutger J.A.	LD	227
Chevoppe-Verdier, Florian	LD	468	Cotcher-Riley, George	LD	211
Burden, Janet L.	LD	463			
			Hammersmith Broadway	Turnout 38.8%	
			<i>No change</i>		
Avonmore And Brook Green	Turnout 42.5%		Cowan, Stephen W. *	LAB	2,255
<i>2 LAB gains from CON</i>			Murphy, PJ *	LAB	2,188
Harvey, Rebecca M.	LAB	1,807	Quigley, Patricia C.M.	LAB	2,126
Morton, David *	LAB	1,794	Greaves, Naomi	CON	658
Smith, Fiona K.	LAB	1,696	Rogers, David	CON	644
Ffiske, Caroline *	CON	1,329	Mageit, Younis	CON	579
Carlebach, Joe *	CON	1,299	Burridge, David M.	LD	407
Marshall, Will	CON	1,170	Venegas-Garcia, Jessie M.	LD	373
Dann, Billy	LD	348	Longworth, Christine R.	LD	340
Fossy, Cecile Y.S.	LD	338			
Perrin, Julie C.	LD	337			
			Munster	Turnout 34.8%	
			<i>No change</i>		
College Park and Old Oak	Turnout 33.0%		Alford, Adronie *	CON	1,374
<i>No change</i>			Karmel, Alex *	CON	1,367
Harcourt, Wesley S. *	LAB	1,459	Stanton, Dominic	CON	1,316
Sanderson, Alexandra	LAB	1,360	Cooper, Emma M.	LAB	900
Higton, Marie	CON	372	Souslous, Nikolaos	LAB	800
Keegan, Paul	CON	357	Watson, Leo M.	LAB	786
McCarthy, Niamh	LD	119	Barton, Philip	LD	406
Baxter, Steve	LD	117	Townsend, Ted	LD	385
			Belliery, Krystian P.	LD	378

North End Turnout 37.9%*No change*

Brown, Daryl J.E. *	LAB	1,944
Culhane, Larry B. *	LAB	1,815
Qayyum, Zarar	LAB	1,741
Richards, Sophie	CON	702
Glenny, Chris	CON	683
Lone, Saif	CON	678
Barnes, Gillian	LD	346
Taylor, Sarah	LD	330
Oliaji, Meher	LD	243
Lodge, John M.	UKIP	71

Palace Riverside Turnout 47.0%*No change*

Lloyd-Harris, Amanda	CON	1,576
Johnson, Donald *	CON	1,565
Clifford, Clare E.	LAB	631
Daly, Jacolyn L.	LAB	569
Dragadze, Tamara	LD	363
Bradford, Alexander	LD	349

Parsons Green and Walham Turnout 38.2%*No change*

Stainton, Frances *	CON	1,800
Loveday, Mark *	CON	1,771
Thorley, Matt	CON	1,755
Smith, Mary A.C.	LAB	612
Naulls, Stephen R.	LAB	591
Pour Nezami, Mahdi	LAB	561
Buchanan-Barrow, Eithne A.	LD	420
Mason, Caroline	LD	409
Couldrey, Tony	LD	377

Ravenscourt Park Turnout 50.4%*3 LAB gains from CON*

Caleb-Landy, Jonathan N.B.	LAB	1,834
Kwon, Bora	LAB	1,768
Siddique, Asif	LAB	1,752
Phibbs, Harry *	CON	1,405
Ivimy, Lucy V. *	CON	1,351
Higton, Mark	CON	1,281
Bewley, Henrietta	LD	815
Von Wiese, Irina	LD	744
Hancock, Alison L.	LD	741

Sands End Turnout 39.4%*3 LAB gains from CON*

Richardson, Lucy C.	LAB	1,829
Rosenberg, Ann P.M.	LAB	1,818
Uberoi, Matt	LAB	1,714
Borland, Jackie *	CON	1,585
Hamilton, Steve *	CON	1,500
Martin, Tom	CON	1,484
Burnet, Raymond D.	LD	342
Milch, Gerald L.	LD	288
Kandiah, Justin	LD	279

Shepherd's Bush Green Turnout 35.3%*No change*

Jones, Andrew M. *	LAB	2,050
Perez, Natalia *	LAB	2,023
Umeh, Mercy C. *	LAB	1,981
Duthie, Charlotte	CON	555
Hewitt, Simon	CON	533
Pibworth, Liane	CON	471
Redfern, Ralph E.	LD	319
Naylor, Thomas	LD	307
Buchanan-Barrow, Paul M.	LD	273

Town Turnout 41.7%*No change*

Brocklebank-Fowler, Victoria	CON	1,567
Donovan, Belinda *	CON	1,508
Brown, Andrew *	CON	1,480
Buckley, Nick	LAB	1,354
Rowbottom, Helen R.	LAB	1,339
Doheny, James M.	LAB	1,255
Ahmed, Azi	LD	328
Bagwell, Henry	LD	328
Muir, Graham P.	LD	323

Wormholt And White City Turnout 35.1%*No change*

Aherne, Colin *	LAB	2,493
Macmillan, Sue *	LAB	2,396
Schmid, Max *	LAB	2,261
Botterill, Nick *	CON	473
O'Donohoe, James	CON	450
Sadjady, Amir	CON	404
Tapper, Oscar	LD	242
Anderson, Mark	LD	187
Morris, Stephen J.	LD	172
Hauzaree, Jagdeo S.	IND	89

By-elections

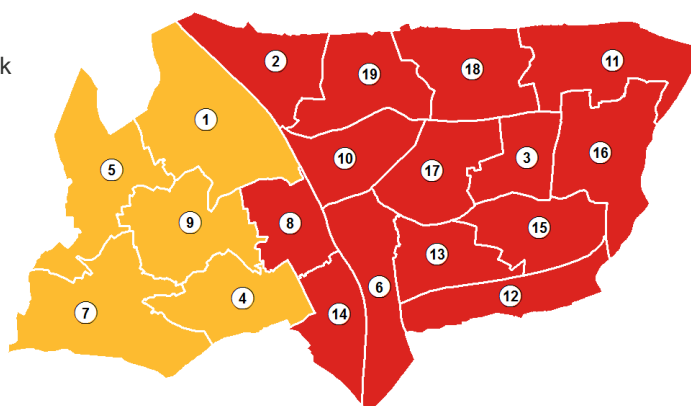
Avonmore and Brook Green	Turnout 63.1%	
<i>08 June 2017</i>	<i>No change</i>	
Morton, David	LAB	2,795
Marshall, William J.	CON	1,849
Von Wiese Und Kaiserswaldau, Irina S.	LD	653
<i>Resignation of Barlow, Hannah R. R. (LAB)</i>		

Sands End	Turnout 63.5%	
<i>08 June 2017</i>	<i>No change</i>	
Borland, Jacqueline N.	CON	2,845
Bell, Anne P. M.	LAB	2,669
Burnet, Raymond D.	LD	602
<i>Resignation of Largan, Robert (CON)</i>		

Haringey

Labour administration

1	Alexandra	11	Northumberland Park
2	Bounds Green	12	Seven Sisters
3	Bruce Grove	13	St. Ann's
4	Crouch End	14	Stroud Green
5	Fortis Green	15	Tottenham Green
6	Harringay	16	Tottenham Hale
7	Highgate	17	West Green
8	Hornsey	18	White Hart Lane
9	Muswell Hill	19	Woodside
10	Noel Park		



■ Labour ■ Liberal Democrat

State of the Parties, 1964-2018

	CON	LAB	LD	Other	Total
3.5.18	-	42	15	-	57
22.5.14	-	48	9	-	57
6.5.10	-	34	23	-	57
4.5.06	-	30	27	-	57
2.5.02	-	42	15	-	57
7.5.98	2	54	3	-	59
5.5.94	2	57	-	-	59
3.5.90	17	42	-	-	59
8.5.86	16	42	1	-	59
6.5.82	22	33	-	4	59
4.5.78	17	42	-	-	59
4.5.74	19	40	-	1	60
13.5.71	19	41	-	-	60
9.5.68	53	7	-	-	60
7.5.64	19	41	-	-	60

% share of the poll, 1964-2018

	% poll	CON	LAB	LD	Other
3.5.18	38.8	7.7	57.0	23.8	11.5
22.5.14	38.1	9.5	48.1	19.9	22.5
6.5.10	60.5	14.5	40.0	34.5	11.0
4.5.06	35.8	13.4	35.5	35.1	15.9
2.5.02	28.0	15.6	40.3	25.8	18.2
7.5.98	30.5	18.0	51.7	17.1	13.2
5.5.94	43.2	21.0	55.2	13.2	10.6
3.5.90	46.6	32.0	40.8	10.1	17.1
8.5.86	50.7	33.8	41.0	18.2	7.0
6.5.82	45.2	38.9	40.3	20.2	0.6
4.5.78	41.7	41.1	48.9	2.5	7.5
4.5.74	32.5	40.7	47.8	8.8	2.7
13.5.71	37.7	38.9	58.4	1.6	1.0
9.5.68	34.3	64.0	32.3	1.8	1.9
7.5.64	33.4	41.8	53.4	3.3	1.5

General Statistics

		Haringey	London
Electorate	May 2018	176,447	5,962,160
	May 2014	175,502	5,878,824
Resident population aged 18 and over	Mid 2018	222,100	6,966,400
	Mid 2014	207,800	6,617,600
Estimated % unemployed	2017/18	5.8	5.0
	2013/14	9.6	8.4
Band 'D' council tax	May 2018	£1,524	£1,350
	May 2014	£1,487	£1,302

% share of the poll

	Date	% Poll	CON	LAB	LD	GRE	UKIP	IND	REA	Others
Alexandra	3.5.18	54.7	7.1	39.2	44.8	8.8	-	-	-	-
	22.5.14	49.4	11.1	33.5	30.7	24.7	-	-	-	-
Bounds Green	3.5.18	38.7	8.5	62.9	18.2	10.4	-	-	-	-
	22.5.14	37.8	6.3	52.5	23.1	12.1	6.0	-	-	-
Bruce Grove	3.5.18	31.4	9.4	71.3	7.3	12.0	-	-	-	-
	22.5.14	30.5	9.7	61.2	6.0	16.2	-	-	-	6.9
Crouch End	3.5.18	48.9	6.6	37.4	46.7	9.3	-	-	-	-
	22.5.14	43.8	9.3	30.1	25.7	16.1	4.7	14.1	-	-
Fortis Green	3.5.18	48.3	7.7	37.4	47.2	7.8	-	-	-	-
	22.5.14	42.4	11.7	30.0	32.2	14.1	4.7	7.2	-	-
Harringay	3.5.18	42.0	4.2	56.7	27.7	9.8	-	-	-	1.5
	28.7.16	24.9	4.3	46.2	33.6	14.3	1.6	-	-	-
	22.5.14	40.5	6.0	42.0	30.2	16.9	-	-	-	4.9
Highgate	3.5.18	44.9	10.1	28.7	53.3	7.9	-	-	-	-
	22.5.14	43.7	24.7	26.8	35.5	13.0	-	-	-	-
Hornsey	3.5.18	42.9	6.9	62.0	20.4	10.7	-	-	-	-
	22.5.14	44.8	5.3	46.7	30.1	12.7	5.2	-	-	-
Muswell Hill	3.5.18	53.5	5.7	38.2	46.7	9.4	-	-	-	-
	22.5.14	48.9	9.9	34.9	38.6	16.6	-	-	-	-
Noel Park	3.5.18	34.2	8.6	65.5	15.9	10.0	-	-	-	-
	17.9.15	18.0	10.9	61.3	15.1	7.6	2.9	-	-	2.3
	22.5.14	33.6	6.1	56.7	14.7	11.8	6.8	4.0	-	-
Northumberland Park	3.5.18	30.0	6.4	81.1	4.7	6.1	-	-	-	1.7
	22.5.14	32.0	7.6	67.0	4.4	8.0	-	-	-	13.0
Seven Sisters	3.5.18	31.8	13.1	68.7	4.4	9.9	-	-	-	3.8
	22.5.14	37.0	11.9	62.5	4.4	15.4	-	-	-	5.8
St. Ann's	3.5.18	34.6	6.3	58.5	5.8	25.6	-	3.8	-	-
	6.10.16	23.0	5.7	63.7	10.2	17.5	2.9	-	-	-
	22.5.14	32.5	6.7	51.9	7.2	19.2	6.8	-	-	8.2
Stroud Green	3.5.18	46.6	5.6	56.2	23.5	13.0	-	-	-	1.6
	22.5.14	45.9	5.7	41.2	31.1	18.4	-	-	-	3.7
Tottenham Green	3.5.18	31.3	7.5	73.3	6.6	11.2	-	-	-	1.4
	22.5.14	31.9	9.3	59.7	6.1	17.6	-	-	-	7.3
Tottenham Hale	3.5.18	30.9	8.7	75.4	5.4	7.9	-	-	-	2.6
	22.5.14	31.8	10.1	71.5	6.0	12.4	-	-	-	-

**% share of the poll
(continued)**

	Date	% Poll	CON	LAB	LD	GRE	UKIP	IND	REA	Others
West Green	3.5.18	34.3	8.7	66.7	8.2	10.8	-	5.5	-	-
	22.5.14	33.7	11.6	61.1	7.3	13.3	-	-	-	6.6
White Hart Lane	3.5.18	31.0	10.4	77.6	4.1	6.7	-	-	-	1.2
	22.5.14	32.9	9.7	57.3	5.8	7.6	12.9	-	-	6.7
Woodside	3.5.18	35.7	8.1	67.0	14.7	9.1	-	-	-	1.1
	17.9.15	20.7	6.8	61.7	21.0	5.9	4.6	-	-	-
	2.10.14	20.7	5.9	56.3	20.4	8.1	6.8	1.0	-	1.5
	22.5.14	35.3	7.2	58.4	11.7	10.0	7.8	1.8	-	3.0

Results

Alexandra	Turnout 54.7%		Crouch End	Turnout 48.9%	
<i>2 LD gains from LAB</i>			<i>2 LD gains from LAB</i>		
Da Costa, Nick	LD	2,028	Barnes, Dawn	LD	2,200
Rossetti, Alessandra	LD	1,987	Cawley-Harrison, Luke	LD	2,101
Dixon, Josh	LD	1,918	Palmer, Tammy	LD	1,920
Pound, Nikki	LAB	1,785	Allan, Charley	LAB	1,700
McShane, Liz*	LAB	1,749	Baker, Annette	LAB	1,660
O'Donovan, Sean	LAB	1,658	Armston-Sheret, Will	LAB	1,617
Green, Jeremy	GRE	444	Aveyard, Rachel	GRE	517
Lewis, Claire V.	GRE	403	Sykes, Greta F.	GRE	393
Carter, Kay	CON	348	Norwood, David	GRE	333
Douglas, David	CON	321	Clark, Lucy	CON	307
Levitas, Ben	GRE	316	Clark, Chris	CON	296
Forrest, Daphne	CON	273	Sherwood, Julian	CON	275
Bounds Green	Turnout 38.7%		Fortis Green	Turnout 48.3%	
<i>No change</i>			<i>1 LD gain from LAB</i>		
Berryman, Pat	LAB	2,289	Ross, Viv*	LD	2,078
Say, Yvonne	LAB	2,188	Chenot, Sakina	LD	1,989
Chiriyankandath, James	LAB	2,126	Hinchcliffe, Justin D.	LD	1,939
Beacham, David M.*	LD	710	Lawton, Anna	LAB	1,702
Harper, Indijana	LD	623	Garcia De La Vega, Marta	LAB	1,566
Fynaut, John	LD	579	Tabois, Jessica	LAB	1,486
Box, Francesca	GRE	506	Hocking, Nancy	GRE	441
Sheen, David	CON	322	Egford, Helen	CON	340
Shaughnessy, Mike	GRE	303	Curtis, Kay D.	CON	320
Wild, James	CON	300	Mahmud, Loretta K.	CON	319
Burton, Kenneth J.	GRE	282	Von Massow, Nadja M.K.N.	GRE	290
Mitra, Bhaskar	CON	275	Powell, Malcolm R.	GRE	258
Bruce Grove	Turnout 31.4%		Harringay	Turnout 42.0%	
<i>No change</i>			<i>No change</i>		
Opoku, Felicia*	LAB	2,031	Adamou, Gina*	LAB	2,144
Ejiofor, Joseph*	LAB	1,988	James, Sarah	LAB	2,007
White, Matthew	LAB	1,949	Brabazon, Zena*	LAB	1,989
Craig, Lucy	GRE	397	Alexander, Karen	LD	1,105
Obedencio, Raymundo A.	GRE	353	Schmitz, David	LD	999
Everett, Charles	CON	269	Cuthbert, Matthew	LD	897
Bradley, Roger E.	CON	266	Cadorel, Rejane	GRE	391
Bateson, Eric H.	GRE	258	Sen, Jon	GRE	347
Hirst, Lydia	LD	254	Smith, Tristan J.L.	GRE	320
Hall, Simon	CON	248	Lane, Christopher A.	CON	166
Perry, Adam	LD	186	Morgan, John J.	CON	154
Negus, Paul	LD	173	Savvides, Demetrios P.	CON	140
			Roszczyńska, Regina	DP	58
			Lemanowicz, Pawel R.	DP	53

Highgate			Turnout 44.9%			Noel Park			Turnout 34.2%		
<i>No change</i>						<i>No change</i>					
Morris, Liz*	LD	2,041	Ahmet, Peray*	LAB	1,938	Ibrahim, Emine*	LAB	1,906	Moyeed, Khaled	LAB	1,765
Hare, Bob*	LD	1,951							Willis, Pamela J.	LD	467
Dennison, Paul	LD	1,844							Harper, John	LD	460
Brown, Jean	LAB	1,137							Adebiyi, Derin	LD	435
Morgan, Gareth	LAB	1,011							Elliott, Victoria V.M.	GRE	350
Streather, Mark	LAB	999							Burgess, Mike	CON	294
MacDougall, William	CON	412							McGowan, Mike	GRE	294
Waterton-Smith, Tom	CON	369							Clayton, Valerie M.	CON	247
Leroy, Linda C.	GRE	350							Rapaport, Jordan W.	GRE	214
Marriott, Kieran	CON	329							McRandal, Edward	CON	192
Rogers, Izzy	GRE	303									
Rendall, Alex	GRE	210									
Hornsey			Turnout 42.9%			Northumberland Park			Turnout 30.0%		
<i>No change</i>						<i>No change</i>					
Jogee, Adam*	LAB	2,451	Bevan, John*	LAB	2,188	Amin, Kaushika*	LAB	2,098	Peacock, Sheila*	LAB	2,036
Carlin, Dana	LAB	2,447							Yazgili, Baran	CON	173
Weston, Elin*	LAB	2,304							Fry, Joanne L.	GRE	170
Kilby, Gillian	LD	892							Rossini, Massimo	CON	166
Jenks, Jim	LD	785							Ostrowski, Eva	CON	162
Secher, Paul	LD	687							Darko, Emily S.	GRE	156
Hogan, Mary B.	GRE	496							Edwards, Alcuin I.	GRE	149
Budge, Peter	GRE	414							Carter, Clive D.*	LD	147
Walsh, Culann	GRE	334							Mortimer, Valerie	LD	110
Carter, Guy T.	CON	284							Haley, Brian	LD	107
Forrest, Peter J.	CON	265							Polenceusz, Janus	ED	46
Gilbert, Peter	CON	250							Spencer, Max	ED	41
Muswell Hill			Turnout 53.5%			Seven Sisters			Turnout 31.8%		
<i>1 LD gain from LAB</i>						<i>No change</i>					
Connor, Pippa*	LD	2,130	Blake, Barbara*	LAB	2,306	Basu, Dhiren*	LAB	2,225	Dogan, Erdal	LAB	2,121
Emery, Scott	LD	1,956							Piasecka, Anna K.	CON	441
Ogiehor, Julia	LD	1,944							Noble, Stephen M.	CON	429
Whysall, Emma	LAB	1,695							Fox, Brian A.R.	CON	400
Hobson, Frank	LAB	1,648							Bennie, David	GRE	399
Chalk, Peter	LAB	1,600							Gilmartin, Desmond P.	GRE	287
Ashworth, Jacqueline L.	GRE	440							Stewart, Ronald A.	GRE	272
Rosser, Joyce E.	GRE	401							Wearden, Pauline	LD	155
Hall, Sam	GRE	371							Siemicki, Richard	LD	151
Allen, Rod	CON	260							Tate, Karen	TUSC	130
Macdougall, Catherine	CON	246							Uvache, Nick	TUSC	124
Pearce, Laurence F.	CON	232							Weinstein, Joshua A.	LD	119
									Kaplan, David	TUSC	118

St. Ann's Turnout 34.6%*No change*

Davies, Julie	LAB	2,042
Hakata, Mike	LAB	1,756
Tucker, Noah*	LAB	1,752
Clark, Anne	GRE	924
Francis, Jarelle A.	GRE	801
Jerome, Lee P.	GRE	704
El Gamry, Catherine A.M.	CON	230
Alexander, Mark	LD	207
Beynon, Sara	LD	203
El Gamry, Daniel N.	CON	203
Lalobo, Caesar	CON	164
Woodhead, Adrian	LD	138
Reid, Andrew N.	IND	120

Stroud Green Turnout 46.6%*No change*

Hearn, Kirsten*	LAB	2,431
Culverwell, Eldridge	LAB	2,378
Stone, Daniel	LAB	2,126
Payne, Elizabeth	LD	1,003
Cunnington, Jeremy	LD	977
Sweet, Alexander	LD	922
Guest, Melissa J.	GRE	685
Callen, Jack	GRE	560
Jahn, Alfred	GRE	353
Carver, Vicki	CON	242
Bhanot, Suraj	CON	228
Wilkes, Mark A.	CON	224
Spiby-Vann, Helen	CPA	67

Tottenham Green Turnout 31.3%*No change*

Diakides, Isidoros*	LAB	2,432
Gunes, Makbule*	LAB	2,342
Tabois, Preston	LAB	2,306
Spelling, Cecily H.	GRE	431
Fass, Rosa N.	GRE	420
Babis, Daniel	CON	266
Pinnock, Jeannette	CON	241
Fisher, Henry	LD	234
Weitsch, Eva M.	GRE	231
Sandrini, Elena	LD	228
Jama, Matt	CON	214
Scott, Nigel	LD	177
Gunter, Alex	FED	44

Tottenham Hale Turnout 30.9%*No change*

Gordon, Ruth	LAB	2,605
Carroll, Vincent*	LAB	2,472
Rice, Reg*	LAB	2,347
Allicock, Christine S.	CON	316
Moss, Mike	CON	290
Newbury, David B.	GRE	282
Spencer, Thomas	GRE	268
Baig, Hammad M.	CON	250
Scurfield, Elizabeth C.	GRE	226
May, Georgia	LD	196
Amos, Matthew	LD	195
Payne, Samuel	LD	144
Lopatynska-De-Slepowron, Dorota	DP	84

West Green Turnout 34.3%*No change*

Demir, Mahir	LAB	2,077
Williams, Sarah	LAB	2,072
Osamor, Ishmael	LAB	1,899
Bennett, Hero E.	GRE	437
Cronin, Sharon S.	CON	292
Hamilton, Katherine	LD	277
King, Mike	GRE	272
Mackie, George P.	GRE	270
Woodhead, Benjamin	CON	266
Chan, Will	LD	254
Ragnuth, Mitty	CON	231
Lecluse, Thibaud E.R.	LD	214
Opoku-Brobbe, Michael	IND	167

White Hart Lane Turnout 31.0%*No change*

Adje, Charles*	LAB	2,094
Bull, Gideon*	LAB	2,074
Stennett, Anne*	LAB	1,981
Bradley, Margaret A.	CON	324
Stokes, Hazel C.	CON	255
O'Shea, Neil E.	CON	246
Harling, Pamela J.	GRE	199
Ernst, Friedrich P.	GRE	177
Bury, Dennis R.	GRE	155
Head, Paul	LD	112
Chenot, Jean-Philippe	LD	109
Jenkinson, Cara	LD	100
Watson, Neville	DVP	31

Woodside Turnout 35.7%*No change*

Mitchell, Peter*	LAB	2,122
Blake, Mark*	LAB	2,106
Das Neves, Lucia	LAB	2,057
Christoforou, Petros	LD	502
Kawa, Angela	LD	452
Strang, Paul	LD	426
Bury, Ursula K.	GRE	314
Cordwell James, M.V.	GRE	305
Fox, Reece	CON	277
Sparrow, John R.	CON	249
Lawtoo, Padmanie	CON	237
Curcic, Ivana	GRE	233
Price, Andrew	DVP	45
Scirocco, Cristian	DVP	29
Price, Ruth	DVP	28

By-elections**Harringay** Turnout 24.9%*28 July 2016**No change*

Brabazon, Zena	LAB	1,054
Alexander, Karen Jane	LD	765
Francis, Jarelle Andrae	GRE	325
Elmaz, Cansoy Cetin	CON	99
Watson, Neville	UKIP	36
<i>Resignation of Ryan, James A. (LAB)</i>		

Noel Park Turnout 18.0%*17 September 2015**No change*

Mann, Stephen	LAB	1,005
Adebiyi, Derin	LD	247
Burgess, Mike	CON	178
McGowan, Mike	GRE	124
Watson, Neville	UKIP	48
Burnham, Paul	TUSC	38
<i>Resignation of Marshall, Denise (LAB)</i>		

St. Ann's Turnout 23.0%*06 October 2016**No change*

Tucker, Noah	LAB	1,177
Stewart, Ronald A.	GRE	323
Dixon, Josh	LD	189
Turrell, Ellis L. P.	CON	106
Polenceusz, Janus	UKIP	54
<i>Death of Meehan, George F. (LAB)</i>		

Woodside Turnout 25.0%*02 October 2014**No change*

Wright, Charles	LAB	1,331
Barnes, Dawn	LD	482
Davidson, Tom	GRE	191
Price, Andrew R.	UKIP	161
Green, Scott	CON	140
Lehal, Vivek	TUSC	35
Gibson, Pauline	IND	23
<i>Death of Egan, Patrick A. (LAB)</i>		

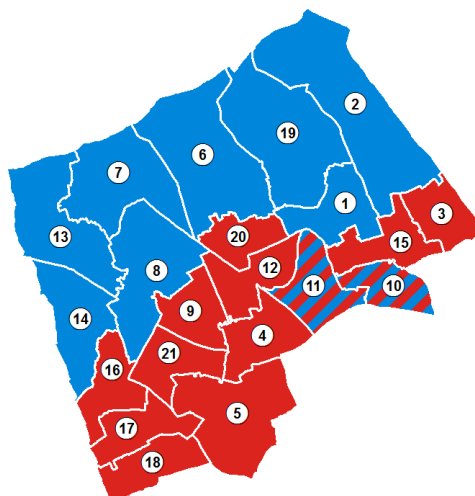
Woodside Turnout 20.7%*17 September 2015**No change*

Mitchell, Peter	LAB	1,279
Hollis, Jenni	LD	435
Broadhurst, Robert	CON	141
Baker, Annette	GRE	122
Price, Andrew Robert	UKIP	95
<i>Resignation of Morton, Peter J. M. (LAB)</i>		

Harrow

Labour administration

1 Belmont	12 Marlborough
2 Canons	13 Pinner
3 Edgware	14 Pinner South
4 Greenhill	15 Queensbury
5 Harrow On The Hill	16 Rayners Lane
6 Harrow Weald	17 Roxbourne
7 Hatch End	18 Roxeth
8 Headstone North	19 Stanmore Park
9 Headstone South	20 Wealdstone
10 Kenton East	21 West Harrow
11 Kenton West	



■ Conservative ■ Labour

State of the Parties, 1964-2018

	CON	LAB	LD	Other	Total
3.5.18	28	35	-	-	63
22.5.14	26	34	1	2	63
6.5.10	27	34	1	1	63
4.5.06	38	24	1	-	63
2.5.02	29	31	3	-	63
7.5.98	20	32	9	2	63
5.5.94	17	14	29	3	63
3.5.90	36	13	11	3	63
8.5.86	32	9	18	4	63
6.5.82	41	6	13	3	63
4.5.78	46	12	1	4	63
4.5.74	39	14	-	3	56
13.5.71	26	27	2	1	56
9.5.68	56	-	-	-	56
7.5.64	36	20	-	-	56

% share of the poll, 1964-2018

	% poll	CON	LAB	LD	Other
3.5.18	41.0	42.5	43.9	9.0	4.6
22.5.14	40.7	36.5	36.0	7.4	20.1
6.5.10	65.6	39.5	34.7	20.4	5.4
4.5.06	41.4	46.7	30.7	19.2	3.4
2.5.02	31.5	50.1	43.1	2.3	4.5
7.5.98	36.6	32.9	39.1	23.6	4.4
5.5.94	48.9	33.7	29.2	34.0	3.0
3.5.90	51.1	46.2	27.9	20.6	5.2
8.5.86	46.7	40.2	23.4	29.5	6.9
6.5.82	48.6	45.3	18.7	29.5	6.5
4.5.78	48.4	54.7	29.2	8.5	7.5
4.5.74	47.1	51.9	26.2	17.9	4.0
13.5.71	42.1	47.7	39.4	10.8	2.2
9.5.68	42.5	67.1	18.9	12.5	1.5
7.5.64	43.0	50.7	31.7	17.3	0.3

General Statistics

		Harrow	London
Electorate	May 2018	185,017	5,962,160
	May 2014	182,107	5,878,824
Resident population aged 18 and over	Mid 2018	195,800	6,966,400
	Mid 2014	189,400	6,617,600
Estimated % unemployed	2017/18	3.7	5.0
	2013/14	7.4	8.4
Band 'D' council tax	May 2018	£1,628	£1,350
	May 2014	£1,513	£1,302

% share of the poll										Others
	Date	% Poll	CON	LAB	LD	GRE	UKIP	IND	REA	
Belmont	3.5.18	43.2	58.0	25.4	8.5	8.1	-	-	-	-
	22.5.14	42.1	47.2	33.0	12.6	-	-	-	-	7.1
Canons	3.5.18	37.1	59.8	27.0	13.2	-	-	-	-	-
	22.5.14	37.2	58.0	30.9	11.1	-	-	-	-	-
Edgware	3.5.18	37.7	34.8	56.9	8.2	-	-	-	-	-
	22.5.14	39.4	36.8	49.7	-	-	-	-	-	13.5
Greenhill	3.5.18	33.1	29.7	52.2	8.3	9.8	-	-	-	-
	22.5.14	34.7	25.2	40.7	6.2	11.4	11.8	-	-	4.6
Harrow On The Hill	3.5.18	41.5	38.5	53.6	7.9	-	-	-	-	-
	22.5.14	39.0	35.9	33.3	7.4	-	10.5	6.1	-	6.8
Harrow Weald	3.5.18	43.3	48.1	32.7	19.2	-	-	-	-	-
	22.5.14	43.4	41.3	28.3	26.3	-	-	-	-	4.2
Hatch End	3.5.18	39.3	63.7	26.6	9.6	-	-	-	-	-
	22.5.14	39.5	48.1	22.8	8.6	-	16.3	-	-	4.2
Headstone North	3.5.18	47.2	48.7	40.5	10.7	-	-	-	-	-
	22.5.14	46.0	26.2	16.7	5.5	-	8.9	39.9	-	2.8
Headstone South	3.5.18	39.3	28.1	60.6	11.3	-	-	-	-	-
	22.5.14	40.7	28.9	48.4	10.7	-	-	-	-	12.0
Kenton East	3.5.18	45.5	51.3	48.7	-	-	-	-	-	-
	20.4.17	36.7	52.3	43.8	2.1	-	1.8	-	-	-
	22.5.14	44.8	32.9	42.8	-	-	12.1	-	-	12.2
Kenton West	3.5.18	45.4	48.3	45.8	5.9	-	-	-	-	-
	22.5.14	42.5	44.1	43.0	6.9	-	-	-	-	6.1
Marlborough	3.5.18	36.4	25.5	59.2	-	15.3	-	-	-	-
	22.5.14	37.3	24.6	46.4	-	13.1	-	4.3	-	11.7
Pinner	3.5.18	42.4	46.9	21.3	11.5	-	-	20.4	-	-
	22.5.14	40.1	44.9	19.7	10.9	12.1	12.4	-	-	-
Pinner South	3.5.18	43.4	58.7	26.7	14.6	-	-	-	-	-
	22.5.14	41.3	53.8	30.6	-	-	15.6	-	-	-
Queensbury	3.5.18	43.1	39.8	60.2	-	-	-	-	-	-
	22.5.14	42.3	31.9	42.6	6.5	7.8	-	-	-	11.2
Rayners Lane	3.5.18	49.0	27.4	42.1	30.5	-	-	-	-	-
	22.5.14	46.3	23.7	30.5	21.5	6.4	9.6	-	-	8.4
Roxbourne	3.5.18	36.5	20.9	62.0	6.5	10.7	-	-	-	-
	9.3.17	26.0	21.5	62.8	9.7	-	6.0	-	-	-
	22.5.14	39.8	21.5	51.9	9.1	-	-	-	-	17.4
Roxeth	3.5.18	40.4	25.6	64.5	-	-	-	-	-	9.9
	22.5.14	40.8	26.3	51.1	-	-	-	-	-	22.6

**% share of the poll
(continued)**

	Date	% Poll	CON	LAB	LD	GRE	UKIP	IND	REA	Others
Stanmore Park	3.5.18	39.3	66.7	22.1	-	11.2	-	-	-	-
	22.5.14	37.1	58.2	20.7	-	-	12.2	9.0	-	-
Wealdstone	3.5.18	36.9	24.1	54.7	9.7	11.5	-	-	-	-
	22.5.14	38.2	23.7	45.2	-	11.7	-	-	-	19.4
West Harrow	3.5.18	45.7	39.4	51.9	8.8	-	-	-	-	-
	22.5.14	43.9	34.2	41.0	5.9	-	-	13.2	-	5.7

Results

Belmont	Turnout 43.2%		Harrow On The Hill	Turnout 41.5%	
<i>No change</i>			<i>2 LAB gains from CON</i>		
Parmar, Minaxi*	CON	2,292	Anderson, Daniel	LAB	1,875
Patel, Anjana	CON	2,254	Butterworth, Sarah	LAB	1,864
Seymour, Lynda*	CON	2,172	Jamie, Honey	LAB	1,827
Choudhury, Labiba	LAB	1,045	Kinnear, Eileen M.	CON	1,364
Stackpoole, Laura	LAB	1,033	Baxter, June R.*	CON	1,325
Gbadamosi, Mohammed	LAB	858	Macleod-Cullinane, Barry*	CON	1,310
Pollard, Tracey E.	LD	329	Shaw, Karsten P.	LD	302
Ahmad, Masood	GRE	311	Abdulle, Ibrahim	LD	242
Canons			Harrow Weald		Turnout 43.3%
<i>No change</i>			<i>No change</i>		
Jogia, Ameet*	CON	2,403	Chauhan, Ramji K.*	CON	1,772
Moshenson, Amir*	CON	2,390	Greek, Stephen A.J.*	CON	1,751
Thakker, Bharat G.*	CON	2,278	Patel, Pritesh*	CON	1,737
Bluston, Howard	LAB	1,154	Johnson, Lee	LAB	1,296
Choudhury, Mrinal	LAB	1,052	Parkar, Sajid	LAB	1,159
Travers, Gillian	LAB	993	Raghvani, Manju	LAB	1,119
Bernard, Adam S.	LD	521	Diamond, Darren	LD	714
Edgware			Hatch End		Turnout 39.3%
<i>No change</i>			<i>No change</i>		
Parekh, Nitin*	LAB	1,891	Hall, Susan M.*	CON	2,136
Lee, James	LAB	1,797	Hinkley, John S.H.*	CON	2,035
Murphy-Strachan, Angella	LAB	1,640	Lammiman, Jean*	CON	2,017
Bharadia, Govind	CON	1,302	Hickman, Stephen	LAB	978
Chowdhury, Salim	CON	1,015	Stephenson, Bill	LAB	807
Tambekong, Augustine E.	CON	944	Shabbir, Adam	LAB	803
Collison, Timothy R.	LD	270	Bryant, John W.	LD	346
Kuo, Steven	LD	244	Adjepong, Nana O.	LD	278
Greenhill			Headstone North		Turnout 47.2%
<i>No change</i>			<i>2 CON gains from IND</i>		
Anderson, Sue*	LAB	1,857	Baxter, Christopher J.	CON	1,877
Ali, Ghazanfar*	LAB	1,569	Mote, Janet T.*	CON	1,824
Ferry, Keith*	LAB	1,557	Lewinson, Lesline P.	CON	1,741
Patel, Surendra	CON	962	Gee, William	LAB	1,597
Mudhar, Narinder S.	CON	961	Djafari-Marbini, Aghileh	LAB	1,482
Segal, Bernard	CON	910	Hatillari, Endri	LAB	1,445
Wallace, Emma J.	GRE	378	D'Souza, Robert J.	LD	440
Lauder-Atkins, Madeleine C.	GRE	303	Buddhdev, Bansri V.	LD	359
Boethe, Nahid	LD	265			
Langley, Rowan N.C.	GRE	251			

Headstone South Turnout 39.3%*No change*

Brown, Simon*	LAB	2,066
Fitzpatrick, Pamela*	LAB	2,002
Suresh, Sasikala*	LAB	1,880
McHale, Calum	CON	974
Morjaria, Mala	CON	938
Raja, Prakash C.	CON	850
Bornemann, Lisa-Maria	LD	414
Ingham, Claire	LD	328

Kenton East Turnout 45.5%*2 CON gains from LAB*

Hirani, Nitesh*	CON	1,964
Dattani, Niraj*	LAB	1,791
Halai, Chetna	CON	1,770
Patel, Nishit	LAB	1,767
Kara, Manji*	CON	1,706
Shah-Levy, Aneka	LAB	1,614

Kenton West Turnout 45.4%*No change*

Maru, Ajay*	LAB	1,967
Mithani, Vina V.*	CON	1,967
Rabadia, Kantilal*	CON	1,918
Bhanap, Richard	CON	1,763
Choudhury, Shahania	LAB	1,730
Holah, James	LAB	1,662
Ismail, Sarah	LD	232

Marlborough Turnout 36.4%*No change*

Perry, David*	LAB	2,059
Parmar, Varsha*	LAB	2,039
Weiss, Antonio*	LAB	1,917
Diffey, William T.	CON	938
Seedher, Pravin	CON	872
Thakkar, Sukeshi	CON	783
Baker, Mark S.	GRE	517

Pinner Turnout 42.4%*No change*

Wright, Stephen J.L.*	CON	1,908
Stevenson, Norman S.*	CON	1,885
Osborn, Paul*	CON	1,770
Massey, Jane	LAB	906
Schneider, Ron	LAB	816
McEnery, Niamh A.	IND	807
Dighe, Sanjay	LAB	806
Chamberlain, Veronica M.	LD	476
Brooks, David	LD	432

Pinner South Turnout 43.4%*No change*

Almond, Richard J.*	CON	2,156
Chana, Kamaljit S.*	CON	2,024
Mote, Charles C.*	CON	2,019
Whitehead, Anne*	LAB	965
Groves, Ann	LAB	941
Nash, David	LAB	910
Jones, Sarah B.	LD	542
Pitt, Robert T.A.	LD	487

Queensbury Turnout 43.1%*No change*

Shah, Sachin*	LAB	2,174
Ramchandani, Kiran*	LAB	2,134
Borio, Michael*	LAB	2,066
Perera, Akuruwita U.	CON	1,469
Pearmain, Tracy P.Z.	CON	1,413
Wagman, Zak O.	CON	1,337

Rayners Lane Turnout 49.0%*1 LAB gain from LD*

Suresh, Krishna*	LAB	1,794
Anderson, Jeffrey*	LAB	1,623
Willans, Chloe	LAB	1,593
Noyce, Christopher D.*	LD	1,537
Neale, Rosalyn	CON	1,207
Noyce, Geraldine	LD	1,172
Paul, Robin	CON	1,066
Pandya, Raksha	CON	989
Rescia, Pietro	LD	917

Roxbourne	Turnout 36.5%	
<i>No change</i>		
Henson, Graham*	LAB	2,361
Henson, Maxine*	LAB	2,237
Gilligan, Dean	LAB	2,205
Nickolay, Lily J.	CON	825
Merison, Julia S.	CON	781
Rennie, John B.	CON	683
Patel, Swati	GRE	391
Taylor, Valerie M.	LD	237

Wealdstone	Turnout 36.9%	
<i>No change</i>		
O'Dell, Phillip*	LAB	1,796
Proctor, Natasha	LAB	1,781
Shah, Rajeshri*	LAB	1,672
Keene, Deanna M.	CON	872
Van Emden, Elliot	CON	747
Wolseley, Dimabo	CON	691
Lee, Alexander	GRE	368
Carey, Stephen J.	LD	311

Roxeth	Turnout 40.4%	
<i>No change</i>		
Miles, Jeremy*	LAB	2,285
Assadullah, Peymana	LAB	2,041
Patel, Primesh*	LAB	2,001
Nickolay, John W.	CON	964
Kaiserimam, Mohammad A.	CON	773
Singh, Annabel N.L.	CON	771
Rajalingam, Arunasalam	NLP	325

West Harrow	Turnout 45.7%	
<i>No change</i>		
Robson, Christine*	LAB	1,910
Marikar, Kairul*	LAB	1,792
Swersky, Adam*	LAB	1,764
Kuha Kumaran, Kanagasabaapathy	CON	1,456
Baxter, John Peter	CON	1,411
Solanki, Dinesh B.	CON	1,282
Courtenage, Simon A.	LD	366
Nandhra, Prakash	LD	249

Stanmore Park	Turnout 39.3%	
<i>No change</i>		
Ashton, Marilyn J.*	CON	2,427
Bath, Camilla M. A.*	CON	2,395
Benjamin, Philip R.	CON	2,366
Gallant, Jeffrey	LAB	825
Lockie, James	LAB	813
Stackpoole, Lesley	LAB	745
Robinson, Linda C.	GRE	403

By-elections

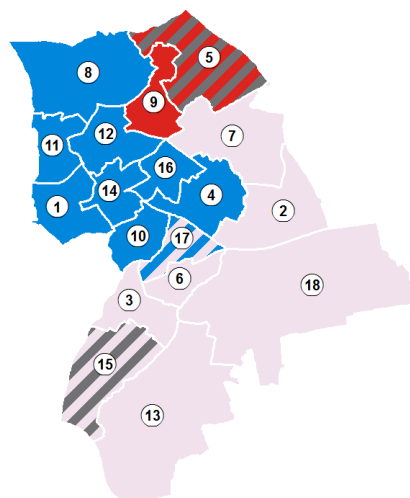
Kenton East	Turnout 36.7%	
<i>20 April 2017</i>	<i>1 CON gain from LAB</i>	
Hirani, Nitesh V.	CON	1,585
Patel, Nishit	LAB	1,328
Croft, Annabel C. R.	LD	65
Crossman, Herbert W.	UKIP	54
<i>Death of Green, Mitzi (LAB)</i>		

Roxbourne	Turnout 26.0%	
<i>09 March 2017</i>	<i>No change</i>	
Henson, Maxine	LAB	1,554
Singh, Annabel N. L.	CON	533
Amutharasan, Marshel	LD	240
Crossman, Herbert W.	UKIP	148
<i>Death of Currie, Robert (LAB)</i>		

Havering

No overall control

- 1 Brooklands
- 2 Cranham
- 3 Elm Park
- 4 Emerson Park
- 5 Gooshays
- 6 Hacton
- 7 Harold Wood
- 8 Havering Park
- 9 Heaton
- 10 Hylands
- 11 Mawneys
- 12 Pettits
- 13 Rainham and Wennington
- 14 Romford Town
- 15 South Hornchurch
- 16 Squirrel's Heath
- 17 St. Andrew's
- 18 Upminster



■ Conservative
 ■ Labour
 ■ Residents Association
 ■ Independent

State of the Parties, 1964-2018

	CON	LAB	LD	Other	Total
3.5.18	25	5	-	24	54
22.5.14	22	1	-	31	54
6.5.10	33	5	-	16	54
4.5.06	34	2	1	17	54
2.5.02	26	9	1	18	54
7.5.98	14	29	3	17	63
5.5.94	11	31	4	17	63
3.5.90	19	25	6	13	63
8.5.86	28	20	5	10	63
6.5.82	37	12	5	9	63
4.5.78	38	12	-	13	63
4.5.74	20	26	-	9	55
13.5.71	13	30	-	12	55
9.5.68	35	7	-	13	55
7.5.64	16	27	-	12	55

% share of the poll, 1964-2018

	% poll	CON	LAB	LD	Other
3.5.18	36.8	33.2	18.4	3.3	45.2
22.5.14	43.1	23.1	13.7	1.9	61.3
6.5.10	66.0	36.6	18.5	2.5	42.5
4.5.06	39.5	37.3	15.3	2.4	45.1
2.5.02	45.0	37.7	24.9	5.3	32.1
7.5.98	34.3	28.7	35.5	5.7	30.1
5.5.94	45.9	27.4	42.0	11.6	19.0
3.5.90	49.1	36.0	39.6	7.2	17.2
8.5.86	43.3	36.0	29.6	20.5	13.9
6.5.82	44.4	44.2	22.1	21.0	12.7
4.5.78	43.4	47.4	34.1	1.8	16.7
4.5.74	38.7	37.9	33.2	9.7	19.2
13.5.71	42.3	32.5	47.1	1.4	19.0
9.5.68	40.8	54.5	22.6	3.2	19.6
7.5.64	40.9	30.4	42.8	7.2	19.7

General Statistics

		Havering	London
Electorate	May 2018	192,440	5,962,160
	May 2014	187,484	5,878,824
Resident population aged 18 and over	Mid 2018	199,100	6,966,400
	Mid 2014	192,700	6,617,600
Estimated % unemployed	2017/18	4.1	5.0
	2013/14	7.8	8.4
Band 'D' council tax	May 2018	£1,598	£1,350
	May 2014	£1,498	£1,302

% share of the poll

	Date	% Poll	CON	LAB	LD	GRE	UKIP	IND	REA	Others
Brooklands	3.5.18	32.5	48.9	31.8	5.3	7.6	6.4	-	-	-
	22.5.14	39.8	33.8	22.6	3.5	-	29.5	5.0	5.6	-
Cranham	3.5.18	43.1	17.2	8.7	-	7.2	6.1	-	60.8	-
	22.5.14	47.5	15.0	6.1	-	6.0	17.7	-	55.2	-
Elm Park	3.5.18	37.5	16.5	17.8	2.0	3.8	7.1	-	52.8	-
	22.5.14	44.1	12.6	14.5	1.6	4.3	27.3	-	38.9	0.7
Emerson Park	3.5.18	41.2	40.6	12.4	2.1	4.4	6.4	-	34.1	-
	22.5.14	45.7	29.8	8.5	1.7	6.1	28.3	-	25.6	-
Gooshays	3.5.18	28.6	18.5	28.9	2.9	5.0	12.1	26.3	4.9	1.5
	22.5.14	36.4	15.6	23.3	2.7	-	45.4	-	6.8	6.3
Hacton	3.5.18	40.9	17.0	12.4	2.3	4.6	6.7	-	56.9	-
	22.5.14	46.6	11.6	7.7	1.5	5.1	24.4	-	49.8	-
Harold Wood	3.5.18	36.9	12.0	14.1	4.3	-	6.0	-	63.6	-
	22.5.14	45.7	15.2	8.1	2.7	-	23.3	-	49.3	1.3
Havering Park	3.5.18	32.1	54.7	20.1	5.2	9.8	10.2	-	-	-
	22.5.14	42.0	42.5	14.7	2.2	3.7	36.9	-	-	-
Heaton	3.5.18	30.2	25.9	34.0	3.3	-	12.9	24.0	-	-
	5.5.16	38.8	25.5	30.1	2.3	2.9	23.2	13.8	-	2.3
	22.5.14	37.2	17.0	29.8	-	-	39.0	-	-	14.2
Hylands	3.5.18	42.3	54.5	13.8	2.0	4.4	-	-	25.3	-
	22.5.14	44.1	30.5	8.5	1.4	5.7	26.0	-	27.9	-
Mawneys	3.5.18	36.9	58.6	14.5	3.7	-	9.0	-	14.2	-
	22.5.14	43.7	41.3	16.7	4.1	-	37.8	-	-	-
Pettits	3.5.18	38.6	49.2	14.2	4.7	-	-	-	31.8	-
	22.5.14	49.5	34.9	16.5	1.9	-	26.1	-	20.6	-
Rainham and Wennington	3.5.18	35.2	11.3	22.7	-	5.2	9.5	20.6	30.6	-
	22.5.14	38.7	7.1	18.9	1.7	4.8	30.1	-	37.3	-
Romford Town	3.5.18	36.1	48.9	28.6	6.9	8.6	7.0	-	-	-
	22.5.14	40.5	28.2	14.8	3.8	9.5	21.8	21.9	-	-
South Hornchurch	3.5.18	32.4	12.0	22.3	-	3.7	7.0	29.3	25.7	-
	22.5.14	37.6	9.9	18.2	-	6.1	33.5	-	32.3	-
Squirrel's Heath	3.5.18	35.3	59.8	19.2	8.3	12.7	-	-	-	-
	22.5.14	44.6	44.3	12.2	2.2	5.5	27.7	-	8.1	-
St. Andrew's	3.5.18	39.4	32.5	13.1	2.5	5.3	7.9	-	36.0	2.6
	22.5.14	42.9	17.6	10.2	1.5	5.9	29.9	-	34.1	0.8
Upminster	3.5.18	45.5	17.5	9.1	2.9	7.0	3.5	-	60.0	-
	22.5.14	49.3	9.7	5.0	1.7	5.7	20.5	-	57.4	-

Results

Brooklands **Turnout 32.5%**

No change

Benham, Robert M.J.*	CON	2,342
Ryan, Timothy P.G.	CON	2,146
Persaud, Vidyotama*	CON	2,138
Leatherbarrow, Angelina	LAB	1,592
Ritchie, Robert	LAB	1,377
Ranjbaran, Taimaz	LAB	1,335
Longhurst, Josephine	GRE	344
Kimber, Stephen F.	UKIP	290
Davies, Peter C.	LD	240

Cranham **Turnout 43.1%**

No change

Ford, Gillian*	REA	2,932
Barrett, Clarence C.*	REA	2,817
Tyler, John	REA	2,502
Connew, Paul V.	CON	974
Frost, Henry	CON	769
Foong, Poh C.	CON	593
Darvill, Kate L.	LAB	475
McKernan, John	LAB	415
Caton, Peter	GRE	325
Millard, John F.	LAB	287
Johnson, Helen S.	UKIP	274

Elm Park **Turnout 37.5%**

No change

Mugglestone, Barry*	REA	2,160
Nunn, Stephanie J.*	REA	2,079
Miller, Sally A.	REA	2,012
Darvill, Simon M.	LAB	776
Cooper, Alfie J.	CON	756
Palmer, Carol	LAB	732
Oddy, Barry J.	CON	648
Saeed, Umair	LAB	604
Oddy, Rebecca L.	CON	549
Martin, Philip G.*	UKIP	281
Haines, Gerald L.	GRE	149
Forster, Shane R.	LD	78

Emerson Park **Turnout 41.2%**

1 CON gain from UKIP

Ramsey, Roger E.*	CON	1,857
Perry, Robert J.	CON	1,790
Sutton, Matthew J.	CON	1,495
Garrard, Laurance R.	REA	1,491
Godwin, David	REA	1,434
Stone, John	REA	1,393
Gupta, Anil K.	LAB	570
Bearman, Susan T.	LAB	553
Mayhew, Edwyn D.	LAB	448
Johnson, David J.*	UKIP	269
Pirie, Ian M.	GRE	187
Potter, Graham R.	LD	89

Gooshays **Turnout 28.6%**

2 LAB & 1 IND gain from UKIP

Beth, Carole A.	LAB	1,100
McGeary, Paul S.	LAB	973
Sargent, Janet S.	IND	956
Brown, Sam	IND	915
Curtis, Adam	LAB	910
Moss, Lorraine	IND	839
Samuel, Gregory A.	CON	693
Webster, Joseph G.	CON	619
Swan, Dominic N.	CON	592
Buckland, Ben A.J.	UKIP	479
Webb, Lawrence J.*	UKIP	383
Rumble, Patricia A.*	UKIP	382
Alexander, Isabelle	REA	197
Morant, Katie	GRE	173
Wise, Lucia Q.	REA	160
Eagling, Irene L.	REA	147
Porter, John C.	LD	99
Layzell, Kevin H.	NF	50

Hacton Turnout 40.9%*No change*

Morgon, Raymond P.*	REA	2,653
Dodin, Louis N.*	REA	2,483
Whitney, Reginald*	REA	2,286
Perry, Carol A.	CON	807
Clark, Patricia A.T.	CON	781
Nwafor, Mazim I.	CON	630
Davis, Michael	LAB	567
Earley, Sinead C.	LAB	533
Jiggins, Susan A.	LAB	522
Long, Jeffrey W.	UKIP	289
Beesley, David J.	GRE	200
Willmer, Andrew	LD	102

Heaton Turnout 30.2%*2 LAB gains from UKIP*

Darvill, Keith E.*	LAB	1,109
O`Flynn, Denis R. *	LAB	1,063
Lawal, Ramota	LAB	1,050
Brice-Thompson, Wendy*	CON	904
Cooper, Christopher J.	IND	843
Wells, Keith F.	CON	829
Pain, Garry L.*	CON	723
Hyde, Philip J.	IND	673
de Wulverton, Ian R.*	UKIP	557
Parker, Brian J.	UKIP	367
Thurtle, John W.	UKIP	296
Deeks, John F.	LD	105

Harold Wood Turnout 36.9%*No change*

Eagling, Brian E.*	REA	2,804
Goode, Martin R.	REA	2,668
Wise, Darren C.*	REA	2,566
McGeary, Christine A.	LAB	651
Murray, Patrick T.	LAB	607
Koufalitakis, Michail	CON	539
Thompson, Frederick H.V.*	CON	530
Withrington, Desmond D.	LAB	522
Kumar, Ashok	CON	448
Thurtle, Paul W.	UKIP	252
Coles, Jonathan W.A.	LD	182

Hylands Turnout 42.3%*1 CON gain from REA*

Themistocli, Andromahi	CON	2,539
Smith, Christine	CON	2,527
White, Ciaran J.	CON	2,425
Ganly, Jody M.*	REA	1,215
Malillos-Cabezas, David	REA	1,138
Ganly, Derek T.	REA	1,121
Brindley, Neil W.	LAB	667
Tomlinson, Robert	LAB	631
Hassan, Mohammed Q.	LAB	602
Haines, Amanda J.	GRE	203
Brewington, Susan R.	LD	91

Havering Park Turnout 32.1%*No change*

Best, Raymond A.*	CON	2,088
Crowder, John E.*	CON	2,001
Vickery, Christine V.	CON	1,865
Dawson, David R. A.	LAB	820
Singh, Carol L.	LAB	687
Singh, Birendra	LAB	678
Rumble, David R.	UKIP	370
Longhurst, Andrew H.	GRE	356
Hobday, Peter J.	LD	190

Mawneys Turnout 36.9%*No change*

Frost, Jason D.*	CON	2,446
Patel, Dilipkumar S.*	CON	2,276
Smith, Carol M.*	CON	2,227
Trew, Linda A.*	REA	631
James, Ian	LAB	623
Nichols, Daniel A.	LAB	593
Shaw, Raymond J.	LAB	505
Trew, Graham F.	REA	492
Bailey, Nina J.	UKIP	354
Mott, Stewart A.	LD	145

Pettits Turnout 38.6%

No change

Crowder, Philippa*	CON	2,143
Dervish, Osman A.*	CON	1,933
Misir, Robby*	CON	1,893
Stevens, Denis H.	REA	1,461
Clarke, John V.	REA	1,215
Lammin, Samantha	REA	1,185
Wheelband, Peter E.	LAB	630
Purnell, Christopher W.	LAB	577
Wood, Michael D.	LAB	521
Bower, David C.	LD	191

Rainham and Wennington Turnout 35.2%

No change

Tucker, Jeffrey*	REA	1,387
Durant, David W.*	REA	1,011
Durdin, Tony W.	REA	981
Ospreay, Sue P.	IND	913
Hough, Fay G.	LAB	907
Arrowsmith, Kim	LAB	841
Freeman, Christopher	LAB	753
Roberts, Keith A.*	IND	710
McArdle, Jacqueline M.	IND	653
Clark, John A.	CON	557
Kensit, Billy R.	CON	357
Clark, Julian L.V.	UKIP	351
Rosindell, Eileen R.	CON	332
Minott, Azzees D.	GRE	191

Romford Town Turnout 36.1%

No change

Chapman, Joshua M.*	CON	2,617
Holt, Judith M.	CON	2,462
Patel, Nisha D.	CON	2,102
Cassidy, Neil	LAB	1,478
Hamblett, Emma E.	LAB	1,443
Yore, Michael P.	LAB	1,288
Hughes, David	GRE	422
Sait, Kerrie M.	LD	345
Clarke, Thomas P.	LD	344
Patten-Walsh, Tyrone J.	UKIP	344
Sanderson, Ian V.	LD	323

South Hornchurch Turnout 32.4%

1 IND gain from UKIP

Summers, Natasha A.	REA	1,362
Burton, Michael-Deon	IND	1,312
Williamson, Graham K.*	REA	1,286
Brown, Patricia M.	LAB	1,043
McKeever, Trevor R.	LAB	1,019
West, Nicholas G.	LAB	939
Bowen, Phillip P.	REA	811
Brind, Georgie L.	CON	634
Rose, Grant G.	CON	561
Farquhar, Tammy K.	CON	422
Fellowes, Jane L.	UKIP	315
Ali, Mohammad S.	GRE	165

Squirrel's Heath Turnout 35.3%

No change

Wallace, Melvin J.*	CON	2,507
White, Michael J.*	CON	2,409
White, Damian J.*	CON	2,392
MacVeigh, Joseph	LAB	801
Mousoulides, Sophia	LAB	793
McCole, John	LAB	751
Wiseman, Victoria	GRE	519
Mulliner, Madge V.	LD	337

St. Andrew's Turnout 39.4%

1 CON gain from REA

Middleton, Paul A.	REA	1,738
O'Sullivan, Gerald F.	REA	1,705
Mylod, John C.*	CON	1,626
Vincent, Bryan T.	REA	1,601
Sutton, Christopher S.	CON	1,491
Rimkus, Richard	CON	1,438
Davis, Janet P.	LAB	709
Stafford, Jeffery G.	LAB	576
Taffs, Keith I.	LAB	546
Brown, Malvin P.	UKIP	369
Gorzynska-Hart, Danuta	GRE	248
Underwood, Denise	BNP	123
Williams, David C.	LD	119

Upminster **Turnout 45.5%***No change*

Hawthorn, Linda R.*	REA	3,142
Ower, Ronald F.C.*	REA	3,109
Wilkins, Christopher	REA	2,908
Connew, Susan G.	CON	1,147
Weedon, Danny R.H.G.	CON	776
Ravenall, Anastasia J.	CON	743
Darvill, Julia B.	LAB	517
Chalk, Patrick W.	LAB	459
Sullivan, John G.	LAB	418
Collins, Melanie J.	GRE	358
Fellowes, James J.R.	UKIP	177
Carter, Bruce E.K.	LD	148

By-elections**Heaton** **Turnout 38.8%***05 May 2016**1 LAB gain from IND*

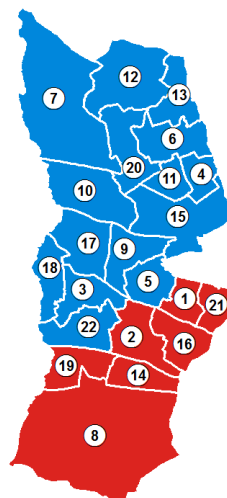
O'Flynn, Denis R.	LAB	1,122
Wells, Keith F.	CON	951
Thurtle, John W.	UKIP	864
Cooper, Christopher J.	IND	515
Caton, Peter	GRE	107
Coles, Jonathan W. A.	LD	86
Underwood, Denise	BNP	73
Layzell, Kevin H.	NF	14

Resignation of Hyde, Philip J. (IND - elected as UKIP)

Hillingdon

Conservative administration

1	Barnhill	12	Northwood
2	Botwell	13	Northwood Hills
3	Brunel	14	Pinkwell
4	Cavendish	15	South Ruislip
5	Charville	16	Townfield
6	Eastcote and East Ruislip	17	Uxbridge North
7	Harefield	18	Uxbridge South
8	Heathrow Villages	19	West Drayton
9	Hillingdon East	20	West Ruislip
10	Ickenham	21	Yeading
11	Manor	22	Yiewsley



■ Conservative ■ Labour

State of the Parties, 1964-2018

	CON	LAB	LD	Other	Total
3.5.18	44	21	-	-	65
22.5.14	42	23	-	-	65
6.5.10	46	19	-	-	65
4.5.06	45	18	2	-	65
2.5.02	31	27	7	-	65
7.5.98	34	31	4	-	69
5.5.94	25	43	-	1	69
3.5.90	35	34	-	-	69
8.5.86	28	34	7	-	69
6.5.82	57	10	2	-	69
4.5.78	55	14	-	-	69
4.5.74	28	32	-	-	60
13.5.71	24	36	-	-	60
9.5.68	60	-	-	-	60
7.5.64	24	36	-	-	60

% share of the poll, 1964-2018

	% poll	CON	LAB	LD	Other
3.5.18	38.3	52.1	36.7	2.3	8.9
22.5.14	36.1	36.0	27.7	3.2	33.1
6.5.10	63.4	44.5	29.0	17.1	9.3
4.5.06	38.1	47.4	24.4	19.8	8.4
2.5.02	33.3	41.8	34.5	16.5	7.2
7.5.98	34.9	45.9	37.9	14.3	2.0
5.5.94	51.1	39.7	44.1	14.5	1.7
3.5.90	52.9	48.1	36.7	11.7	3.5
8.5.86	48.1	42.9	33.9	22.2	1.0
6.5.82	48.9	52.7	23.2	24.0	0.1
4.5.78	54.9	64.0	30.1	4.3	1.6
4.5.74	43.9	51.7	38.9	8.2	1.2
13.5.71	44.3	45.7	51.7	2.3	0.3
9.5.68	44.6	67.7	25.9	5.8	0.6
7.5.64	43.4	43.2	48.7	6.8	1.4

General Statistics

		Hillingdon	London
Electorate	May 2018	201,312	5,962,160
	May 2014	208,593	5,878,824
Resident population aged 18 and over	Mid 2018	235,100	6,966,400
	Mid 2014	223,500	6,617,600
Estimated % unemployed	2017/18	4.1	5.0
	2013/14	7.4	8.4
Band 'D' council tax	May 2018	£1,393	£1,350
	May 2014	£1,416	£1,302

% share of the poll

	Date	% Poll	CON	LAB	LD	GRE	UKIP	IND	REA	Others
Barnhill	3.5.18	35.1	21.1	70.5	-	8.4	-	-	-	-
	22.5.14	34.1	16.1	57.3	-	8.7	14.9	-	-	3.0
Botwell	3.5.18	31.8	25.0	65.6	-	6.7	-	-	-	2.7
	22.5.14	32.1	12.3	56.6	-	8.3	18.7	-	-	4.1
Brunel	3.5.18	35.9	59.9	33.8	-	6.4	-	-	-	-
	22.5.14	29.4	36.0	24.1	2.6	11.0	22.1	-	-	4.2
Cavendish	3.5.18	43.8	71.5	19.2	-	9.3	-	-	-	-
	22.5.14	40.8	53.9	13.2	4.9	5.6	19.9	-	-	2.6
Charville	3.5.18	40.3	50.1	44.6	-	5.3	-	-	-	-
	27.11.14	25.8	38.3	39.2	1.5	-	19.3	-	-	1.7
	22.5.14	40.2	31.1	33.1	-	9.0	23.7	-	-	3.1
Eastcote and East Ruislip	3.5.18	47.0	74.1	12.5	6.5	6.8	-	-	-	-
	22.5.14	43.2	56.0	11.3	5.8	8.6	16.3	-	-	2.0
Harefield	3.5.18	39.8	51.8	11.5	-	16.8	-	19.9	-	-
	22.5.14	38.2	33.2	6.7	2.8	7.1	26.9	14.7	-	8.7
Heathrow Villages	3.5.18	34.4	38.1	52.5	-	9.4	-	-	-	-
	22.5.14	32.1	26.3	41.4	-	9.0	23.2	-	-	-
Hillingdon East	3.5.18	40.0	59.2	36.5	-	-	-	-	-	4.3
	22.5.14	37.3	40.1	23.4	12.8	-	20.9	-	-	2.9
Ickenham	3.5.18	45.3	72.2	14.4	5.2	8.2	-	-	-	-
	22.5.14	44.2	57.5	13.8	3.4	7.7	17.5	-	-	-
Manor	3.5.18	43.4	67.5	17.8	7.5	7.3	-	-	-	-
	22.5.14	42.0	52.7	12.8	5.6	8.2	18.3	-	-	2.4
Northwood	3.5.18	39.6	71.3	14.5	6.4	7.8	-	-	-	-
	22.5.14	36.7	56.6	11.0	6.6	13.5	12.3	-	-	-
Northwood Hills	3.5.18	38.2	51.4	16.8	5.3	11.0	-	15.6	-	-
	22.5.14	38.7	29.4	9.7	2.4	7.3	12.1	20.8	-	18.4
Pinkwell	3.5.18	33.0	22.7	77.3	-	-	-	-	-	-
	22.5.14	32.8	17.7	53.7	-	8.4	16.7	-	-	3.5
South Ruislip	3.5.18	38.7	56.9	29.9	6.5	6.7	-	-	-	-
	22.5.14	34.6	38.3	22.0	5.0	8.5	18.4	-	-	7.8
Townfield	3.5.18	34.9	22.6	69.2	-	8.3	-	-	-	-
	22.5.14	33.8	14.5	54.7	-	7.9	19.1	-	-	3.8
Uxbridge North	3.5.18	38.0	67.1	25.2	-	7.7	-	-	-	-
	22.5.14	36.4	44.8	18.0	4.3	10.2	19.7	-	-	2.9
Uxbridge South	3.5.18	39.9	52.4	39.4	-	8.1	-	-	-	-
	22.5.14	31.2	31.6	26.2	4.2	13.2	19.9	-	-	5.0

**% share of the poll
(continued)**

	Date	% Poll	CON	LAB	LD	GRE	UKIP	IND	REA	Others
West Drayton	3.5.18	35.8	44.5	49.2	-	-	-	-	-	6.4
	22.5.14	34.0	30.8	33.4	-	-	24.1	8.0	-	3.7
West Ruislip	3.5.18	41.0	65.9	16.7	8.5	9.0	-	-	-	-
	22.5.14	37.4	51.9	12.8	5.1	10.9	19.2	-	-	-
Yeading	3.5.18	35.1	23.1	76.9	-	-	-	-	-	-
	22.5.14	34.9	21.7	60.6	-	-	17.8	-	-	-
Yiewsley	3.5.18	35.7	53.8	38.8	-	7.4	-	-	-	-
	22.5.14	33.8	28.7	25.0	3.6	8.6	23.1	-	-	10.9

Results

Barnhill	Turnout 35.1%		Charville	Turnout 40.3%	
<i>No change</i>			<i>2 CON gains from LAB</i>		
Dhot, Jas	LAB	2,334	Brightman, Nicola	CON	1,810
Eginton, Tony*	LAB	2,027	Fyfe, Neil G.*	CON	1,773
Prince, Kerri	LAB	1,993	Rodrigues, Paula	CON	1,713
Bell, Cameron S.	CON	741	Roberts, Annelise M.G.	LAB	1,690
Duducu, Jem*	CON	593	Garellick, Steve	LAB	1,522
Xuereb, Rachel	CON	565	Williams, David	LAB	1,501
Moustafa, Rachel	GRE	252	Gibbs, Andrew G.	GRE	192
			Dexters, Job	GRE	179
Botwell	Turnout 31.8%		Eastcote And East Ruislip	Turnout 47.0%	
<i>No change</i>			<i>No change</i>		
Gardner, Janet E.*	LAB	2,486	Denys, Nick*	CON	3,519
Farley, Scott M.	LAB	2,404	Edwards, Ian K.*	CON	3,442
Oswell, John L. *	LAB	2,248	Haggar, Becky*	CON	3,387
Masson, Isha	CON	941	Fonseka, Fane D.	LAB	595
Strong, Rachael	CON	908	Mohammad, Nadir	LAB	578
Cramp, Jack L.L.	CON	874	Turvey, Mary	LAB	577
Mayne, Cat	GRE	242	Blakie, Andy	GRE	386
Cimaszkiewicz, Piotr	DP	98	Reap, Margaret B.	LD	326
			Wyand, Joseph	GRE	319
Brunel	Turnout 35.9%		Banks, Jonathan M.	LD	279
<i>No change</i>			Dukat, Balazs	GRE	245
Stead, Brian*	CON	1,800	Harefield	Turnout 39.8%	
Mills, Richard J.*	CON	1,740	<i>No change</i>		
Chamdal, Roy*	CON	1,712	Palmer, Jane I.*	CON	1,396
Bond, John	LAB	1,029	Higgins, Henry G.A.*	CON	1,125
Oswell, Gillian D.	LAB	1,021	Barnes, Richard M.	IND	483
Islam, Mohammed S.	LAB	913	Green, Sarah C.	GRE	425
Mackin, Beth	GRE	230	Samuel, Niki	GRE	394
Essajee, Huzaifa F.	GRE	143	Miller-Holland, David W.	LAB	308
			Issa, Nas	LAB	249
Cavendish	Turnout 43.8%		Heathrow Villages	Turnout 34.4%	
<i>No change</i>			<i>No change</i>		
Barnes, Teji*	CON	2,761	Money, Peter F.*	LAB	1,517
Lavery, Eddie*	CON	2,737	Nelson, June*	LAB	1,475
Makwana, Heena	CON	2,595	Milani, Ali R.	LAB	1,382
Campbell, Ian J.	LAB	818	Taylor, Christine M.	CON	1,133
Major, Lesley A.P.	LAB	681	Bisnauthsing, Sanjiv	CON	1,037
Major, John R.	LAB	679	Kochaj, Rafael M.	CON	999
Pye, Richard	GRE	362	Stephens, Bill	GRE	261
Lee, Kay	GRE	357			
Greenham, Alice J.	GRE	331			

Hillingdon East Turnout 40.0%*No change*

Bridges, Wayne P.*	CON	2,200
Jackson, Patricia M.*	CON	2,053
Chapman, Alan J.*	CON	2,052
Campbell, John	LAB	1,333
Browning, Gavin	LAB	1,314
Nye, Linda A.	LAB	1,239
Gardner, Steve	DVP	153

Ickenham Turnout 45.3%*No change*

Puddifoot, Ray*	CON	2,827
Hensley, John K.E.*	CON	2,550
Simmonds, David T.*	CON	2,540
Forwood, Jacqueline	LAB	571
James, Peter	LAB	517
Howes, Carl C.	LAB	494
Clark, Kevin W.	GRE	314
Annibal, Maria D.	GRE	302
Kazia, Sofia	GRE	278
Cos, Michael F.	LD	191

Manor Turnout 43.4%*No change*

Markham, Michael J.*	CON	2,603
O'Brien, Susan C.*	CON	2,593
Mills, Douglas S.*	CON	2,576
Espley, Paul W.	LAB	781
Moore, Norrette P.	LAB	688
Thorp, David C.	LAB	583
Crook, Peter L.	GRE	316
Winterbotham, Melanie M.	LD	287
Lee, Graham J.	GRE	263
Wilkinson, Geoffrey	GRE	257

Northwood Turnout 39.6%*No change*

Melvin, Carol*	CON	2,285
Lewis, Richard A.*	CON	2,272
Seaman-Digby, Scott M.*	CON	2,131
Read, Linda D.	LAB	496
Ridley, Wendy	LAB	452
Ryerson, Peter M.	LAB	409
Barnes, Michelle S.	GRE	313
Holding, Fiona C.	GRE	246
Heinla, Lagle	LD	231
Sabarwal, Gautam D.	LD	203
Cox, Fiona J.M.	LD	170
Crook, Nicole R.C.	GRE	168

Northwood Hills Turnout 38.2%*No change*

Bianco, Jonathan P.S.*	CON	2,056
Flynn, Duncan T.*	CON	2,039
Morgan, John R.*	CON	2,014
Stuart, Dee	LAB	701
Sachedina, Shabbar A.	LAB	662
McDonald, Kevin P.S.	LAB	636
Retter, Andrew J.	IND	618
Ross, Andy	GRE	435
Dollimore, Peter J.	LD	226
Abdul-Motalib, Humam	LD	192

Pinkwell Turnout 33.0%*No change*

Dhillon, Jasvinder S.	LAB	2,388
Lakhmana, Kuldeep K.*	LAB	2,283
Morse, John V.*	LAB	2,249
Collins, Phil	CON	731
Biseem, Shahid	CON	711
Kotecha, Resham	CON	595

South Ruislip Turnout 38.7%*No change*

Kauffman, Allan G.*	CON	2,119
Tuckwell, Steve	CON	2,015
Hurhangee, Vanessa	CON	1,943
Clouting, James A.	LAB	1,207
Money, Elisa	LAB	1,019
Khursheed, Imran	LAB	965
Howes, Deborah	GRE	300
Young, Hazel B.M.	LD	232
Crowther, Nicky	GRE	179

Townfield Turnout 34.9%*No change*

Allen, Lynne*	LAB	2,512
Curling, Peter A.*	LAB	2,247
Sansarpuri, Raju	LAB	2,214
Bennett, Adam	CON	806
Martin, Kelly	CON	782
Sowe, Mustapha	CON	688
Langley, Dean C.	GRE	278

Uxbridge North Turnout 38.0%*No change*

Goddard, Martin A.	CON	2,563
Graham, Raymond C.*	CON	2,415
Yarrow, David A.*	CON	2,299
Mooney, Ann	LAB	936
Smith, Andrew R.	LAB	901
Smith, Jane M.	LAB	892
Holyday, William	GRE	312
Murphy, Niall J.	GRE	275
Sivaramalingam, Siva	GRE	246

Uxbridge South Turnout 39.9%*1 CON gain from LAB*

Cooper, Judith V.*	CON	1,770
Burrows, Keith E.*	CON	1,756
Choubedar, Farhad	CON	1,511
Beishon, Jessica T.	LAB	1,358
Burles, Tony*	LAB	1,300
Shah, Naz	LAB	1,129
West, Chris	GRE	306
Bowman, John P.	GRE	263
Keir, Mark A.	GRE	212

West Drayton Turnout 35.8%*1 LAB gain from CON*

Duncan, Janet S.M.*	LAB	2,013
Sweeting, Jan*	LAB	1,923
Mathers, Stuart P.	LAB	1,843
Bradbury, Cameron	CON	1,749
Deville, Lesley C.	CON	1,739
Hamblin, James R.	CON	1,737
Evans, Vincent	BNP	143
Tyszwicz, Sebastian	DP	117
Jaskiewicz, Remigiusz	DP	95

West Ruislip

Turnout 41.0%

No change

Corthorne, Philip N.*	CON	2,622
Riley, John*	CON	2,536
Radia, Devi	CON	2,274
McDonald, Margaret T.	LAB	699
McDonald, Peter L.	LAB	605
Whitehead, Craig	LAB	573
Hooper, Christine E.J.	LD	350
Patel, Shivalee	GRE	337
Cunliffe, Alexander M.	LD	313
Devani, Kishan R.	LD	290

Yeading

Turnout 35.1%

No change

Bliss, Lindsay	LAB	2,389
Birah, Mohinder S.*	LAB	2,280
Singh, Jagjit*	LAB	2,206
Bridges, Kelly M.	CON	767
Smallwood, Christopher	CON	699
Omisore, Bolupe	CON	600

Yiewsley

Turnout 35.7%

No change

Ahmad-Wallana, Shehryar*	CON	1,713
Deville, Alan C.	CON	1,588
Arnold, Simon C.	CON	1,539
Martin, Cayla	LAB	1,210
Rana, Nav	LAB	1,192
Nunn, Robert P.M.	LAB	1,084
Virdee, Jai	GRE	235
Stephens, David W.	GRE	231
Harris, Jordan D.	GRE	203

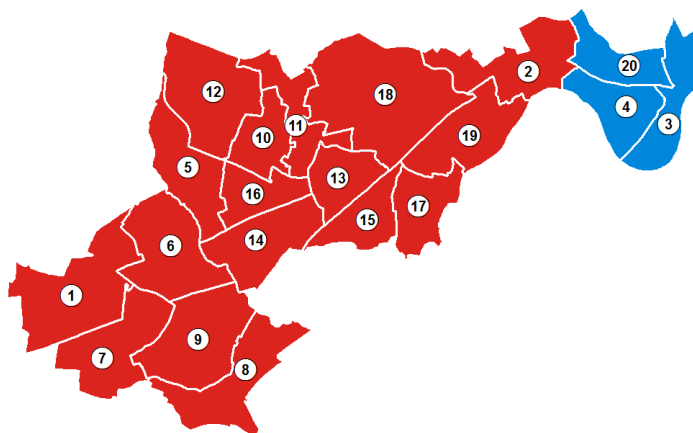
By-elections

Charville	Turnout 25.8%	
<i>27 November 2014</i>	<i>No change</i>	
Oswell, John	LAB	950
O'Connor, Mary	CON	929
Dixon, Cliff	UKIP	468
Kennedy, Wally	TUSC	40
McKeown, Paul	LD	37
<i>Resignation of Horne, David J. (LAB)</i>		

Hounslow

Labour administration

1	Bedfont	12	Heston West
2	Brentford	13	Hounslow Central
3	Chiswick Homefields	14	Hounslow Heath
4	Chiswick Riverside	15	Hounslow South
5	Cranford	16	Hounslow West
6	Feltham North	17	Isleworth
7	Feltham West	18	Osterley and Spring Grove
8	Hanworth	19	Syon
9	Hanworth Park	20	Turnham Green
10	Heston Central		
11	Heston East		



Conservative Labour

State of the Parties, 1964-2018

	CON	LAB	LD	Other	Total
3.5.18	9	51	-	-	60
22.5.14	11	49	-	-	60
6.5.10	25	35	-	-	60
4.5.06	23	24	5	8	60
2.5.02	15	36	5	4	60
7.5.98	11	44	4	1	60
5.5.94	6	49	5	-	60
3.5.90	15	44	1	-	60
8.5.86	17	40	3	-	60
6.5.82	27	33	-	-	60
4.5.78	24	36	-	-	60
4.5.74	23	37	-	-	60
13.5.71	13	47	-	-	60
9.5.68	53	7	-	-	60
7.5.64	12	48	-	-	60

% share of the poll, 1964-2018

	% poll	CON	LAB	LD	Other
3.5.18	36.6	28.0	52.7	9.0	10.3
22.5.14	36.8	25.0	43.6	7.3	24.2
6.5.10	59.7	31.2	34.6	15.7	18.4
4.5.06	37.8	29.8	29.0	18.7	22.5
2.5.02	29.0	29.7	37.9	12.9	19.6
7.5.98	32.4	27.6	48.5	14.2	9.7
5.5.94	44.9	27.8	53.1	16.6	2.5
3.5.90	48.9	35.6	45.7	9.0	9.6
8.5.86	46.8	35.0	43.2	20.7	1.0
6.5.82	46.4	43.2	37.8	18.1	0.9
4.5.78	48.5	47.8	48.2	2.2	1.9
4.5.74	38.9	43.5	48.7	4.2	3.6
13.5.71	45.3	39.4	58.2	0.0	2.4
9.5.68	45.2	58.8	37.7	3.1	0.4
7.5.64	46.7	38.7	51.9	9.3	0.2

General Statistics

		Hounslow	London
Electorate	May 2018	192,071	5,962,160
	May 2014	191,590	5,878,824
Resident population aged 18 and over	Mid 2018	212,800	6,966,400
	Mid 2014	204,100	6,617,600
Estimated % unemployed	2017/18	5.1	5.0
	2013/14	7.1	8.4
Band 'D' council tax	May 2018	£1,403	£1,350
	May 2014	£1,388	£1,302

% share of the poll										
	Date	% Poll	CON	LAB	LD	GRE	UKIP	IND	REA	Others
Bedfont	3.5.18	35.5	39.7	50.6	4.9	4.8	-	-	-	-
	22.5.14	37.5	32.3	44.5	11.5	11.8	-	-	-	-
Brentford	3.5.18	33.9	21.5	55.9	-	16.4	-	6.3	-	-
	9.7.15	22.0	27.7	54.0	4.8	8.7	4.7	-	-	-
	22.5.14	34.6	15.1	44.2	5.3	14.4	12.9	-	-	8.1
Chiswick Homefields	3.5.18	46.3	43.6	30.9	14.5	7.0	-	-	-	4.0
	22.5.14	39.1	49.5	32.0	10.0	8.5	-	-	-	-
Chiswick Riverside	3.5.18	45.5	43.9	32.4	12.9	8.8	-	-	-	2.0
	22.5.14	40.0	38.0	16.7	7.6	14.3	8.3	15.0	-	-
Cranford	3.5.18	34.3	23.0	67.2	5.2	4.6	-	-	-	-
	11.2.16	26.3	27.6	54.7	11.5	2.1	4.2	-	-	-
	22.5.14	36.4	25.4	53.2	6.8	-	14.6	-	-	-
Feltham North	3.5.18	34.8	27.4	45.9	7.1	6.3	-	13.3	-	-
	22.5.14	37.3	20.4	33.7	8.0	9.5	28.4	-	-	-
Feltham West	3.5.18	30.6	21.6	48.4	6.9	9.1	-	14.0	-	-
	22.5.14	32.4	22.1	45.5	-	-	32.4	-	-	-
Hanworth	3.5.18	34.1	31.5	51.6	8.8	8.0	-	-	-	-
	22.5.14	33.9	14.9	38.0	10.5	11.6	25.0	-	-	-
Hanworth Park	3.5.18	35.9	31.3	41.4	17.5	9.8	-	-	-	-
	22.5.14	38.0	28.1	36.4	8.4	-	27.1	-	-	-
Heston Central	3.5.18	33.4	22.8	66.1	5.0	6.1	-	-	-	-
	22.5.14	37.7	27.8	59.9	-	-	12.4	-	-	-
Heston East	3.5.18	32.6	20.1	66.6	5.1	8.1	-	-	-	-
	22.5.14	33.6	21.6	64.3	-	14.1	-	-	-	-
Heston West	3.5.18	35.3	15.7	72.2	7.1	5.0	-	-	-	-
	22.5.14	40.5	17.2	62.5	7.2	-	13.0	-	-	-
Hounslow Central	3.5.18	33.3	19.5	59.6	6.9	7.8	-	-	-	6.2
	22.5.14	33.2	19.5	49.6	9.5	11.8	9.7	-	-	-
Hounslow Heath	3.5.18	37.2	18.9	65.0	8.6	7.5	-	-	-	-
	22.5.14	33.8	20.0	61.3	8.1	10.6	-	-	-	-
Hounslow South	3.5.18	42.9	28.5	51.8	9.2	8.9	-	-	-	1.5
	22.5.14	44.4	27.3	40.5	7.0	11.3	13.8	-	-	-
Hounslow West	3.5.18	34.4	22.2	65.2	5.8	6.8	-	-	-	-
	22.5.14	37.6	18.5	55.6	7.3	9.2	-	9.4	-	-
Isleworth	3.5.18	39.9	22.8	51.4	15.0	7.3	-	3.6	-	-
	22.5.14	39.7	14.5	40.7	5.2	9.3	10.5	1.3	-	18.5
Osterley and Spring Grove	3.5.18	38.7	33.4	54.2	6.1	6.3	-	-	-	-
	22.5.14	36.6	36.7	37.9	10.7	14.7	-	-	-	-

% share of the poll

	Date	% Poll	CON	LAB	LD	GRE	UKIP	IND	REA	Others
Syon	3.5.18	35.9	26.4	51.4	10.3	11.9	-	-	-	-
	22.5.14	37.5	14.6	37.1	6.5	10.9	12.3	-	-	18.6
Turnham Green	3.5.18	43.1	42.5	35.1	22.4	-	-	-	-	-
	22.5.14	35.3	42.0	24.0	14.5	19.6	-	-	-	-

Results

Bedfont	Turnout 35.5%		Chiswick Riverside	Turnout 45.5%	
<i>No change</i>			<i>No change</i>		
Gheorghe, Adriana M.	LAB	1,656	Hearn, Sam*	CON	1,707
Akhunzada, Javed Z.	LAB	1,649	Denniss, Michael J.A.	CON	1,702
Siddhu, Raghwinder S.	LAB	1,623	Giles, Gabriella S.G.	CON	1,690
Edwards, Peter G.	CON	1,321	Malin, Sally	LAB	1,381
Mammatt, Liz	CON	1,291	White, Tom H.	LAB	1,200
Osborn, John	CON	1,258	Ruhel, Rakib H.	LAB	1,184
O'Gorman, Luke	GRE	212	Beddington, Francis J.	LD	583
Moran, Paul N.	LD	197	De Boursac, Guy	LD	482
Jhooti, Ramnik K.	LD	171	McConnell, James D.H.	LD	431
Cannakamma, Olivia S.	GRE	143	Forrester, Elisabeth J.	GRE	423
Kastrati, Arben	LD	110	Miller, Fay L.	GRE	306
Wetzel, Chantel F.	GRE	110	Goldsmith, Daniel C.	GRE	294
			Kempinska, Maria Z.	DP	76
Brentford			Cranford		
Turnout 33.9%			Turnout 34.3%		
<i>No change</i>			<i>No change</i>		
Collins, Melvin B.*	LAB	2,319	Dhaliwal, Sukhbir S.*	LAB	2,113
Lambert, Guy*	LAB	2,241	Dhillon, Poonam	LAB	2,039
Smart, Corrina M.M.	LAB	2,118	Malik, Khulique A.*	LAB	1,853
Giovannini, Christian V.	CON	921	Maras, Sukhdev S.	CON	784
Gewanter, Alex	CON	857	Newton, Eileen F.	CON	651
George, Victoria L.	GRE	811	Raj, Renu	CON	624
Mitra-Thakur, Kinsuk B.	CON	789	Malik, Iman	LD	180
Beaton, Tom	GRE	573	Gul, Sangam	LD	163
Firkins, Tony	GRE	570	Elkon, Jon	GRE	141
Dewar, Torron-Lee	IND	250	Summersgill, Freya C.	GRE	135
			Ridley, Jack D.	GRE	132
Chiswick Homefields			Feltham North		
Turnout 46.3%			Turnout 34.8%		
<i>No change</i>			<i>No change</i>		
Todd, John R.*	CON	1,737	Chatt, John W.*	LAB	1,463
McGregor, Gerald A.R.*	CON	1,663	Ahmed, Aqsa	LAB	1,399
Barr, Patrick J.	CON	1,621	Chaudri, Komal A.	LAB	1,321
Fitzpatrick, Nick	LAB	1,264	Gallagher, Martin J.	CON	888
Hale, Caoimhe E.S.	LAB	1,233	Rai, Anand K.	CON	838
Waller, David I.	LAB	1,067	Ali, Zulfiqar	CON	765
Bailhache, Alice	LD	625	Stewart, Ian	IND	425
Rees, Charles	LD	570	Stewart, June	IND	380
Fox, Alex R.T.	LD	476	Moran, Jack N.	LD	283
Bleach, Martin J.	GRE	285	Hammocks, Leah L.	GRE	266
Ruduss, Nicole	GRE	270	Agius, Anthony W.J.	GRE	180
Winkworth, Maggie	GRE	251	Stoney, Naomi I.	LD	150
Howell, Iain Charles	RNW	153	Lewis-Holmes, Elly	GRE	128

Feltham West Turnout 30.6%*No change*

Mitchell, Alan J.P.*	LAB	1,856
Mir, Hina*	LAB	1,662
Umair, Mohammed	LAB	1,444
Lowe, Don T.J.L.	CON	793
Cvetek, Vesna	CON	748
Khan, Koisor	CON	677
Snell, Garvin M.J.	IND	479
Barber, Stephen A.	GRE	363
Harris, Timothy	GRE	332
Caine, Cameron A.L.	LD	300
Osterreicher, Sylvia	GRE	238
Khan, Tayyaba N.	LD	171

Hanworth Turnout 34.1%*No change*

Atterton, Candice A.*	LAB	1,525
Chaudhary, Samia Z.*	LAB	1,426
Foote, Richard W.*	LAB	1,395
Madadi, Nimmi	CON	993
Jasing, Jayawardana	CON	851
Maliyadde, Ran M.	CON	813
Wilson, Edward C.	LD	299
Holmes, Craig W.	GRE	255
Brinkley, Karl E.	GRE	252
Moran, Carl P.	LD	236
Chaker, Hamid	LD	209
McKeown, Donna L.	GRE	171

Hanworth Park Turnout 35.9%*No change*

Gurung, Bishnu B.*	LAB	1,315
Grewal, Puneet*	LAB	1,284
Khan, Hanif A.*	LAB	1,189
Bahia, Sukhy	CON	1,003
Kad, Parmod K.	CON	961
Tak, Kuldeep T.	CON	895
Clarke, Richard J.	LD	819
Ali, Nigar	LD	424
Randhawa, Daljit S.	LD	357
Dunn-Sims, Barry	GRE	355
Landy, Naomi C.	GRE	306
Gough, Steve	GRE	240

Heston Central

Turnout 33.4%

No change

Hear, Harleen A.*	LAB	2,044
Purewal, Surinder S.*	LAB	1,889
Grewal, Shivraj S.	LAB	1,873
May, Ian B.	CON	681
Boparai, Harpreet S.	CON	671
Chaudhry, Muraad A.	CON	647
Broadbridge, Heather A.	GRE	209
Adamovs, Sergejs	GRE	182
Kaur, Mala	LD	147
Ginsborg, Ben	GRE	146

Heston East

Turnout 32.6%

No change

Johal, Kamaljit K.	LAB	1,952
Lal, Gurmail S.*	LAB	1,916
Mann, Amrit*	LAB	1,879
Kenton, Michael J.	CON	613
Grewal, Narinder S.	CON	602
Mistry, Vaibhav	CON	522
Firkins, Jennifer L.	GRE	286
Clarke, Phil	GRE	225
Wetzel, Dave	GRE	188
Shan, Zohaib	LD	147

Heston West

Turnout 35.3%

No change

Bath, Rajinder S.*	LAB	2,408
Bath, Lily*	LAB	2,311
Rajawat, Shantanu*	LAB	2,110
Dalgleish, Lynne	CON	513
Kumar, Vishal	CON	487
Raj, Ank	CON	484
Khalsa, Satnam K.	LD	264
Nawaz, Aniq A.	LD	185
Murray, Hannah J.	GRE	176
Black, Xaviera B.C.	GRE	154
Hagerty, Adam B.L	GRE	146

Hounslow Central Turnout 33.3%*No change*

Grewal, Pritam S.*	LAB	2,402
Grewal, Ajmer*	LAB	2,392
Malik, Nisar A.*	LAB	2,211
Kannan, Pras	CON	804
Lit, Serena T.	CON	793
Pandya, Vrajeshkumar M.	CON	697
Archer, Mary-Ellen	GRE	387
Von Wendland, Marcelle M.G.M.	LD	270
Morrish, Annie	GRE	228
Giza, Krzysztof G.	DP	168
Adamczyk, Zbigniew J.	DP	163
Kukaj, Malwina M.	DP	152
Viner, John N.	TUSC	81

Hounslow Heath Turnout 37.2%*No change*

Grewal, Vickram S.	LAB	2,421
Kiani, Hina	LAB	2,308
Kiani, Afzaal A.	LAB	2,298
Gallagher, Anabela B.B.	CON	749
Gerrey, David C.	CON	705
Vanstone, Peter J.	CON	588
Friend, John C.	GRE	351
Malik, Hina	LD	318
Billinness, Sally A.	LD	314
Billinness, Mark W.D.H.	LD	293
Goodman, Britta K.	GRE	259
Hanniffy, John G.	GRE	200

Hounslow South Turnout 42.9%*No change*

Bruce, Tom*	LAB	2,175
Smith, Karen R.	LAB	1,926
Mehrban, Shaida B.*	LAB	1,784
Mitra-Thakur, Bernadette	CON	1,107
Jarche, Sana	CON	1,084
Jarche, Mohamad	CON	1,045
Davenport, Simon C.	GRE	421
Ali, Syed M.	LD	350
Spiring, Jessica J.	GRE	339
Saunya, Pawan	GRE	255
Sethi, Sukh	TUSC	58

Hounslow West

Turnout 34.4%

No change

Chopra, Bandna*	LAB	2,206
Sharma, Jagdish R.*	LAB	2,188
Sumra, Sohan S.	LAB	2,025
Bhalsod, Haresh	CON	788
Cullinane, Sandra	CON	717
Raj, Adamyia	CON	679
Bridgman, Caroline E.	GRE	282
Labelle, Mariette S.A.	GRE	209
Pierce, Carl M.	LD	205
Doshi, Nital V.	LD	186
Rowland, Simon	LD	184
Juritz, David P.F.	GRE	176

Isleworth

Turnout 39.9%

No change

Sampson, Sue*	LAB	1,919
Shaheen, Salman H.	LAB	1,710
Saeed, Daanish*	LAB	1,674
Jarche, May	CON	812
Alapati, Chandra S.	CON	789
Jarche, Nada	CON	750
Thorpe, Robert C.	LD	570
Bourke, Joe	LD	495
Asghar, Henna N.	LD	483
Warren, Rebecca	GRE	357
Hatton, Andrew J.	GRE	198
Ferris, John D.	GRE	195
Griffiths, David W.	IND	124

Osterley and Spring Grove

Turnout 38.7%

2 LAB gains from CON

Louki, Tony*	LAB	2,201
Eason, Richard J.	LAB	1,971
Chaudri, Unsa K.	LAB	1,904
O'Reilly, Sheila M.*	CON	1,420
Torto, Cynthia	CON	1,166
Singh, Maneesh	CON	1,154
James, John C.U.	LD	306
Grassi, Emily	GRE	272
Scott, Luke J.	GRE	217
Smart, Andrew B.	GRE	213
Bourke, Desmond K.	LD	204
Bourke, Sean Y.	LD	177

Syon	Turnout 35.9%	
<i>No change</i>		
Curran, Steve*	LAB	1,963
Dunne, Katherine S.*	LAB	1,950
Dennison, Theo C.*	LAB	1,829
Oulds, Robert*	CON	1,024
Harrild, Ryan D.	CON	994
Buttar, Satvinder P.S.	CON	927
McIver-Wilson, F.C.	GRE	492
Black, Andrea M.L.	GRE	479
Ballentyne, Jack P.	LD	446
Van Der Esch, P.	LD	375
Wells, Stefan	GRE	356
Parker, S.J.	LD	328

Turnham Green	Turnout 43.1%	
<i>No change</i>		
Biddolph, Joanna	CON	1,612
Mushiso, Ron	CON	1,426
Gill, Ranjit	CON	1,394
Burgess, P.L.	LAB	1,252
Mayorcas, Ruth S.	LAB	1,250
Stroud-Turp, John R.	LAB	1,153
Cross, Helen D.	LD	859
Edwards, Leigh G.	LD	738
Gillie, Chris	LD	733

By-elections

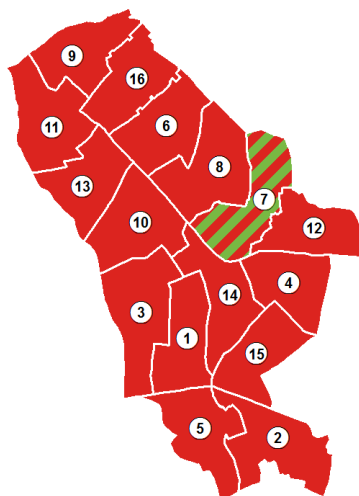
Brentford	Turnout 22.0%	
<i>09 July 2015</i>		
<i>No change</i>		
Lambert, Guy	LAB	1,292
Barr, Patrick J.	CON	664
Scott, Diane M.	GRE	209
Bourke, Joe	LD	116
Raulski, George B.	UKIP	113
<i>Resignation of Cadbury, Ruth (LAB)</i>		

Cranford	Turnout 26.3%	
<i>11 February 2016</i>		
<i>No change</i>		
Dhaliwal, Sukhbir	LAB	1,264
Maras, Sukhdev S.	CON	638
Malik, Hina	LD	265
Radulski, George B.	UKIP	96
Fekete, Nico	GRE	48
<i>Death of Sangha, Sohan S. (LAB)</i>		

Islington

Labour administration

1	Barnsbury	10	Holloway
2	Bunhill	11	Junction
3	Caledonian	12	Mildmay
4	Canonbury	13	St. George's
5	Clerkenwell	14	St. Mary's
6	Finsbury Park	15	St. Peter's
7	Highbury East	16	Tollington
8	Highbury West		
9	Hillrise		



■ Labour ■ Green

State of the Parties, 1964-2018

	CON	LAB	LD	Other	Total
3.5.18	-	47	-	1	48
22.5.14	-	47	-	1	48
6.5.10	-	35	13	-	48
4.5.06	-	23	24	1	48
2.5.02	-	10	38	-	48
7.5.98	-	26	26	-	52
5.5.94	1	39	12	-	52
3.5.90	-	49	3	-	52
8.5.86	-	36	16	-	52
6.5.82	-	51	1	-	52
4.5.78	2	50	-	-	52
4.5.74	-	60	-	-	60
13.5.71	-	60	-	-	60
9.5.68	47	10	-	3	60
7.5.64	-	60	-	-	60

% share of the poll, 1964-2018

	% poll	CON	LAB	LD	Other
3.5.18	38.4	9.5	59.4	12.1	19.0
22.5.14	38.4	9.7	54.7	14.3	21.3
6.5.10	61.9	15.6	39.1	31.3	14.0
4.5.06	33.1	12.0	34.7	32.9	20.4
2.5.02	26.9	3.9	33.5	43.0	19.6
7.5.98	35.7	6.0	40.6	41.4	12.0
5.5.94	43.3	12.0	49.4	26.1	12.4
3.5.90	46.2	15.5	48.4	7.7	28.5
8.5.86	47.1	13.4	46.5	33.2	6.8
6.5.82	40.1	24.2	51.5	22.3	2.0
4.5.78	38.7	38.3	51.1	2.2	8.4
4.5.74	26.0	21.8	64.2	12.3	1.7
13.5.71	33.5	27.2	70.9	0.8	1.1
9.5.68	22.5	51.0	40.4	2.4	6.2
7.5.64	16.8	22.2	67.5	3.4	6.8

General Statistics

		Islington	London
Electorate	May 2018	151,420	5,962,160
	May 2014	155,282	5,878,824
Resident population aged 18 and over	Mid 2018	196,100	6,966,400
	Mid 2014	181,900	6,617,600
Estimated % unemployed	2017/18	5.1	5.0
	2013/14	9.0	8.4
Band 'D' council tax	May 2018	£1,351	£1,350
	May 2014	£1,265	£1,302

% share of the poll

	Date	% Poll	CON	LAB	LD	GRE	UKIP	IND	REA	Others
Barnsbury	3.5.18	37.9	19.0	54.6	15.4	11.0	-	-	-	-
	14.7.16	25.0	15.9	51.6	17.7	13.1	-	1.7	-	-
	22.5.14	39.8	18.3	57.3	9.6	11.9	-	-	-	2.9
Bunhill	3.5.18	32.7	13.5	53.8	11.5	13.2	5.0	-	-	3.0
	22.5.14	33.8	17.3	46.5	9.2	12.3	14.7	-	-	-
Caledonian	3.5.18	35.1	11.9	68.0	9.6	10.5	-	-	-	-
	22.5.14	36.5	13.1	61.0	9.3	16.6	-	-	-	-
Canonbury	3.5.18	34.2	14.1	59.9	13.5	12.6	-	-	-	-
	22.5.14	37.1	14.2	48.7	22.9	14.2	-	-	-	-
Clerkenwell	3.5.18	34.7	13.7	56.2	15.4	11.6	3.0	-	-	-
	22.5.14	37.7	16.9	46.7	20.8	15.6	-	-	-	-
Finsbury Park	3.5.18	37.7	5.1	75.8	6.9	12.2	-	-	-	-
	22.5.14	37.1	-	67.8	9.7	22.5	-	-	-	-
Highbury East	3.5.18	48.9	4.5	36.9	17.2	41.4	-	-	-	-
	22.5.14	44.2	9.5	33.5	28.4	22.6	6.0	-	-	-
Highbury West	3.5.18	38.9	8.1	56.6	10.8	15.6	-	-	-	8.9
	22.5.14	39.7	12.4	56.0	8.4	23.2	-	-	-	-
Hillrise	3.5.18	43.3	5.4	56.4	9.0	10.0	-	-	-	19.1
	22.5.14	41.9	-	56.6	24.6	18.8	-	-	-	-
Holloway	3.5.18	37.8	9.5	67.3	11.7	11.5	-	-	-	-
	22.5.14	36.9	-	61.9	13.7	24.4	-	-	-	-
Junction	3.5.18	37.8	8.0	68.2	8.9	13.4	-	-	-	1.6
	22.5.14	38.4	9.8	58.6	8.6	20.3	-	-	-	2.7
Mildmay	3.5.18	37.1	8.4	66.8	10.2	14.6	-	-	-	-
	22.5.14	36.7	8.9	54.7	8.2	16.1	7.6	-	-	4.4
St. George's	3.5.18	44.6	5.0	54.1	5.7	35.2	-	-	-	-
	22.5.14	42.1	-	58.2	21.9	19.9	-	-	-	-
St. Mary's	3.5.18	37.6	12.0	50.2	27.5	10.4	-	-	-	-
	22.5.14	36.3	17.9	51.8	11.7	18.7	-	-	-	-
St. Peter's	3.5.18	36.1	17.0	55.9	15.9	11.2	-	-	-	-
	22.5.14	38.2	21.6	51.5	11.3	15.6	-	-	-	-
Tollington	3.5.18	39.2	5.6	72.8	8.2	13.4	-	-	-	-
	22.5.14	38.6	-	64.6	10.2	25.1	-	-	-	-

Results

Barnsbury			Turnout 37.9%			Canonbury			Turnout 34.2%		
<i>No change</i>						<i>No change</i>					
Champion, Rowena *	LAB	1,820	Jeapes, Clare*	LAB	1,828						
Chowdhury, Jilani*	LAB	1,661	Woolf, John	LAB	1,725						
Hamitouche, Mouna*	LAB	1,661	Wayne, Nick	LAB	1,708						
Waldegrave, Edward	CON	622	Smith, Barbara G.	LD	465						
Atkinson, Imogen	CON	611	Coleman, Louise M.	CON	461						
Broke, Natasha E.C.	LD	595	Hussain, Talia	GRE	444						
Chou, Peng Kiong	CON	555	Bunbury, Henry	CON	422						
Bromhead Jones, Carmela	GRE	455	Stevens, Phil	LD	369						
Tjugum, Brian C.	LD	447	Wright, Jonathan	GRE	367						
Wall, Imogen M.	LD	406	Ilic, Mat	CON	352						
Renwick, Jill	GRE	295	Pothalingam, Ketish S.	LD	352						
Kitsis, Roger	GRE	287	Halvorsen, Richard	GRE	297						
Bunhill			Turnout 32.7%			Clerkenwell			Turnout 34.7%		
<i>No change</i>						<i>No change</i>					
Gallagher, Troy*	LAB	1,832	Mackmurdie, Ben	LAB	1,568						
Graham, Phil	LAB	1,725	Woodbyrne, Kadeema	LAB	1,487						
Webbe, Claudia*	LAB	1,704	Nathan, Matt	LAB	1,471						
Francescone, Orson	CON	501	Ludford, Sarah A.	LD	479						
Collins, Mick	CON	473	McDougall, Catriona E.	LD	409						
Sandys, Sebastian	GRE	439	Grayling, Laura	CON	376						
Webb, Catherine	GRE	437	Bone, Simon	CON	372						
Hall, Adrian C.R.	LD	417	Sonnenschein, Rosemary	GRE	358						
Hickey, Ben	GRE	413	Balmford, Walter	CON	356						
Treacy, Pat	LD	364	Muhammed, Alan S.	LD	355						
Lim, Mark C.Y.	CON	345	Hestbaek, Cecilie	GRE	310						
Hemsley, Tom	LD	339	Perfitt, Miranda	GRE	267						
Muswell, Pete	UKIP	163	Whitmore, Charlotte A.	UKIP	81						
Painter, Jake A.	DVP	98									
Caledonian			Turnout 35.1%			Finsbury Park			Turnout 37.7%		
<i>No change</i>						<i>No change</i>					
Convery, Paul*	LAB	2,158	Heather, Gary*	LAB	3,043						
Hyde, Sara	LAB	2,149	Shaikh, Asima*	LAB	2,962						
O`Halloran, Una*	LAB	2,011	O`Sullivan, Mick*	LAB	2,873						
Balchin, Peter J.	CON	405	Boater, Ann	GRE	608						
Gordon, Alex	GRE	389	Carter, Simon	GRE	414						
Cottis, Stuart	CON	365	Graham-Brown, Nafisah	GRE	408						
Durwood-Thomas, Ashley T.	CON	334	Giordano, Valentina P.	LD	320						
Peel, Tricia	LD	329	Phillips, Matthew	LD	250						
Borroff, Emma E.	LD	314	Hausemer, Pierre	LD	244						
Graham, Hannah	GRE	307	Henry, Rachael A.	CON	216						
Phillips, Morgan	GRE	284	McDonnell, Brian T.	CON	197						
Patel, Hamir	LD	252	McMinnies, Stephen M.	CON	181						

Highbury East Turnout 48.9%*No change*

Russell, Caroline*	GRE	2,307
Lukes, Sue	LAB	1,641
Gantly, Osh*	LAB	1,628
Hamdache, Benali	GRE	1,555
Russell, Chris	LAB	1,546
Jegorovas, Ernestas	GRE	1,533
Stacy, Terry	LD	887
Pothalingam, Kate E.	LD	775
Hill, Nathan M.	LD	575
Coleman, Connor	CON	239
Bhalla, Riddhi	CON	204
Xi, Jianjun	CON	142

Highbury West Turnout 38.9%*No change*

Debono, Theresa*	LAB	3,002
Hull, Andy*	LAB	2,784
Khondoker, Roulin	LAB	2,642
Baird, Nicola	GRE	1,038
Sharpe, Rosalind	GRE	694
Mann, Gabrielle	LD	612
Myer, Andrew	GRE	584
Middleton, Philip	LD	561
Marshall, Alison H.	WEP	444
Page, Robert W.	LD	436
Day, Tom	CON	426
McGuinness, Ed	CON	390
Deering, Rob	CON	386

Hillrise Turnout 43.3%*No change*

Spall, Marian	LAB	2,446
Ngongo, Michelline	LAB	2,443
Poyser, Dave	LAB	2,369
Uppal, Nikki	WEP	818
Portch, Anna	GRE	486
Wren, Bernadette	GRE	461
Constantinou, Lorraine	LD	423
Verity, Rosa A.Z.	LD	403
Horne, Stephen	GRE	345
Woolley, Ursula J.	LD	337
Bridger, Julian N.	CON	251
Goldring, Ben	CON	246
Vora, Zak	CON	196

Holloway Turnout 37.8%*No change*

Ismail, Rakhia*	LAB	2,764
Smith, Paul*	LAB	2,695
Ward, Diarmaid*	LAB	2,665
Poyner, Claire	GRE	547
Atkinson, Mark	LD	495
Meek, Alice M.	LD	483
Magowan, Robert	GRE	468
Kelly, David J.	LD	431
Lui, Jonathan	CON	414
Nott, Jon	GRE	379
Michalos, Christina A.D.	CON	368
Singlehurst, Ian M.	CON	365

Junction Turnout 37.8%*No change*

Burgess, Janet*	LAB	2,391
Chapman, Sheila	LAB	2,236
Comer-Schwartz, Kaya	LAB	2,192
Brunning, Olivia	GRE	621
Elliott, Paul	GRE	389
Kasprzyk, Stefan A.	LD	331
Fabrizi, Eric	GRE	326
Pollard, Kath	LD	289
Wilkin, John A.	CON	280
Vatcher, Amy L.	LD	271
Hoang, Toan	CON	262
Bunting, Chinwe U.	CON	256
Martin, Bill	SP	52

Mildmay Turnout 37.1%*No change*

Kay, Jenny*	LAB	2,331
Bell-Bradford, Santiago	LAB	2,231
Caluori, Joe*	LAB	2,209
Barnes, Bob	GRE	547
Marks, Sarah	GRE	520
Ross, Dudley	GRE	407
Whittaker, Julie Y.	LD	404
Singh, Baani	LD	319
Zodiates, Eleni	LD	309
Sheridan, Amber F.	CON	291
Eldridge, Alexandra	CON	286
Coote, Farakhan	CON	275

St. George's Turnout 44.6%*No change*

Fletcher, Kat*	LAB	2,227
Clarke, Tricia	LAB	2,161
Gill, Satnam*	LAB	2,031
Cox, Natasha	GRE	1,512
O`Sullivan, Zoe	GRE	1,366
Gonggrijp, Rod	GRE	1,294
Mellor, Nadine C.	LD	251
Wilson, David G.M.	LD	248
Bunting, Richard H.	CON	216
Kidd, Andrew J.	CON	191
Joseph, Mags	CON	189
Radcliffe, Charles H.Y.	LD	179

St. Mary's Turnout 37.6%*No change*

Picknell, Angela*	LAB	1,701
Turan, Nurullah*	LAB	1,535
Poole, Gary*	LAB	1,534
Delarue, Pierre H.D.	LD	904
Lever, Ilana S.	LD	882
Kaufman, Victor R.	LD	824
Baker, Alexander	CON	418
Burton, Alexandra	GRE	397
Kanagasooriam, James	CON	379
Watts, Nigel W.R.	CON	343
Crowson, Michael	GRE	317
Hathaway, Jonathan	GRE	270

St. Peter's

Turnout 36.1%

No change

Klute, Martin*	LAB	1,816
Cutler, Vivien	LAB	1,786
Clarke-Perry, Alice*	LAB	1,762
Davies, Kathryn E.	LD	579
Forsdyke, Christian A.	CON	572
Kalaam, Muhammad A.	CON	558
Burch, Mark L.	LD	500
Williams, Evan J.	CON	499
Sant, David P.	LD	443
Coffey, Michael	GRE	406
Proudfoot, Wendy	GRE	355
Ward, Fabrice	GRE	315

Tollington

Turnout 39.2%

No change

Khurana, Anjna	LAB	2,764
Watts, Richard*	LAB	2,727
Williamson, Flora*	LAB	2,707
Geissendorfer, Lilli	GRE	674
Latimer, Robin	GRE	456
Gomperts-Mitchelson, Zachary	GRE	380
Nicolov, Jane A.	LD	328
Gregory, Julian T.	LD	322
Allan, George E.	LD	278
Bennett, Nicholas	CON	216
Williams, Chris	CON	212
Ward, Stephen J.	CON	200

By-elections**Barnsbury**

Turnout 25.0%

*14 July 2016**No change*

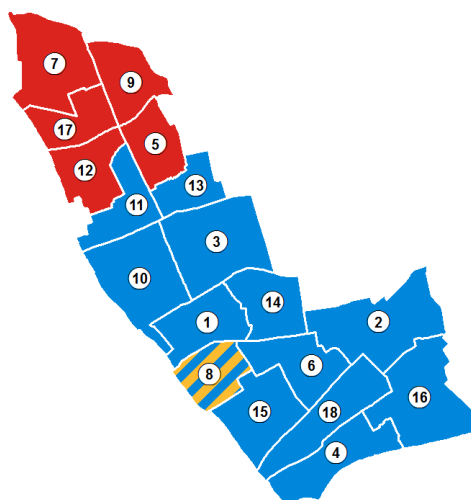
Champion, Rowena E.	LAB	1,192
Hillier-Smith, Bradley	LD	409
Waldegrave, Edward R.	CON	367
Jegorovas, Ernestas	GRE	302
Capper, Robert	IND	40

Resignation of Murray, James (LAB)

Kensington and Chelsea

Conservative administration

1	Abingdon	10	Holland
2	Brompton and Hans Town	11	Norland
3	Campden	12	Notting Dale
4	Chelsea Riverside	13	Pembridge
5	Colville	14	Queen's Gate
6	Courtfield	15	Redcliffe
7	Dalgarno	16	Royal Hospital
8	Earl's Court	17	St. Helen's
9	Golborne	18	Stanley



■ Conservative
 ■ Labour
 ■ Liberal Democrat

State of the Parties, 1964-2018

	CON	LAB	LD	Other	Total
3.5.18	36	13	1	-	50
22.5.14	37	12	1	-	50
6.5.10	43	9	2	-	54
4.5.06	45	9	-	-	54
2.5.02	42	12	-	-	54
7.5.98	39	15	-	-	54
5.5.94	39	15	-	-	54
3.5.90	39	15	-	-	54
8.5.86	39	15	-	-	54
6.5.82	39	15	-	-	54
4.5.78	39	13	-	2	54
4.5.74	45	16	-	-	61
13.5.71	39	21	-	-	60
9.5.68	57	3	-	-	60
7.5.64	46	14	-	-	60

% share of the poll, 1964-2018

	% poll	CON	LAB	LD	Other
3.5.18	39.7	48.6	32.0	12.5	6.9
22.5.14	30.3	52.9	27.1	10.4	9.6
6.5.10	47.6	52.8	21.6	20.6	5.0
4.5.06	29.0	61.6	18.8	14.5	5.2
2.5.02	27.7	58.5	25.3	15.0	1.2
7.5.98	28.0	52.3	33.0	13.9	0.9
5.5.94	36.9	47.7	32.0	15.8	4.5
3.5.90	42.2	49.1	32.7	11.6	6.6
8.5.86	39.4	50.9	27.5	18.9	2.8
6.5.82	38.7	54.6	21.7	22.4	1.3
4.5.78	32.6	61.8	25.0	7.5	5.7
4.5.74	30.4	56.2	25.1	12.9	5.8
13.5.71	27.1	54.8	36.2	5.7	3.3
9.5.68	24.4	74.4	16.6	6.0	2.9
7.5.64	25.5	62.4	27.5	9.5	0.6

General Statistics

		Kensington and Chelsea	London
Electorate	May 2018	95,378	5,962,160
	May 2014	107,022	5,878,824
Resident population aged 18 and over	Mid 2018	130,400	6,966,400
	Mid 2014	128,400	6,617,600
Estimated % unemployed	2017/18	6.1	5.0
	2013/14	7.2	8.4
Band 'D' council tax	May 2018	£1,078	£1,350
	May 2014	£1,086	£1,302

% share of the poll										
	Date	% Poll	CON	LAB	LD	GRE	UKIP	IND	REA	Others
Abingdon	3.5.18	41.1	63.6	16.6	15.0	-	-	-	-	4.8
	5.5.16	46.4	71.3	15.5	9.6	-	3.6	-	-	-
	22.5.14	30.2	65.6	12.5	9.2	12.6	-	-	-	-
Brompton and Hans Town	3.5.18	35.2	71.1	15.2	9.9	-	3.8	-	-	-
	22.5.14	24.3	69.3	13.1	8.9	-	-	8.7	-	-
Campden	3.5.18	43.7	62.4	13.7	13.1	-	-	-	-	10.8
	22.5.14	30.3	71.8	12.8	15.4	-	-	-	-	-
Chelsea Riverside	3.5.18	42.1	46.1	35.6	8.7	-	2.3	-	-	7.4
	22.5.14	26.9	53.0	29.6	8.9	-	-	8.6	-	-
Colville	3.5.18	37.6	26.4	53.7	11.7	-	-	-	-	8.2
	22.5.14	32.0	20.6	32.8	15.0	12.8	-	18.8	-	-
Courtfield	3.5.18	36.8	66.6	11.5	12.8	-	-	2.9	-	6.3
	22.5.14	24.8	70.7	15.4	13.9	-	-	-	-	-
Dalgarno	3.5.18	38.4	21.1	70.8	8.2	-	-	-	-	-
	22.5.14	34.1	19.0	58.2	6.4	-	16.4	-	-	-
Earl's Court	3.5.18	40.1	34.0	23.7	31.5	9.4	1.5	-	-	-
	22.5.14	31.8	42.4	15.7	26.5	15.3	-	-	-	-
Golborne	3.5.18	35.2	14.0	79.0	6.9	-	-	-	-	-
	22.5.14	28.8	12.9	62.4	4.8	13.7	-	6.2	-	-
Holland	3.5.18	43.0	49.3	30.3	11.7	-	-	-	-	8.7
	22.5.14	28.4	64.4	20.9	14.7	-	-	-	-	-
Norland	3.5.18	51.2	57.4	22.7	11.0	-	-	-	-	8.9
	22.5.14	35.9	68.1	22.0	9.9	-	-	-	-	-
Notting Dale	3.5.18	39.0	16.7	68.8	7.1	-	-	-	-	7.4
	22.5.14	34.4	25.2	74.8	-	-	-	-	-	-
Pembroke	3.5.18	42.1	51.3	26.3	14.5	-	-	-	-	7.9
	22.5.14	27.4	64.9	22.0	13.1	-	-	-	-	-
Queen's Gate	3.5.18	35.8	68.1	13.6	16.7	-	-	-	-	1.7
	22.5.14	25.8	75.2	11.9	12.9	-	-	-	-	-
Redcliffe	3.5.18	36.0	59.9	17.4	14.4	-	-	-	-	8.2
	22.5.14	27.2	65.0	15.1	10.5	-	9.4	-	-	-
Royal Hospital	3.5.18	41.9	72.8	13.7	10.3	-	-	-	-	3.2
	22.5.14	31.1	74.4	9.8	8.0	-	-	7.9	-	-
St. Helen's	3.5.18	40.2	33.5	53.6	12.9	-	-	-	-	-
	22.5.14	34.2	45.2	45.8	8.9	-	-	-	-	-
Stanley	3.5.18	38.9	56.8	20.7	8.0	9.0	-	-	-	5.5
	7.5.15	52.3	69.4	20.5	-	-	-	10.1	-	-
	22.5.14	33.0	63.8	13.8	-	-	-	22.4	-	-

Results

Abingdon	Turnout 41.1%		Chelsea Riverside	Turnout 42.1%	
<i>No change</i>			<i>No change</i>		
Addenbrooke, Sarah A.L. *	CON	1,387	Berrill-Cox, Adrian L.*	CON	1,196
Cyron, Anne B. *	CON	1,309	Jackson, Alison M.	CON	1,170
Husband, James A.*	CON	1,296	Hargreaves, Gerard N.*	CON	1,164
Gregory, Manju	LAB	368	Sherlock, Lorna P.	LAB	911
Rozena, Sharda	LAB	356	Ali, Kasim M.	LAB	909
Brown, Ciara M.	LD	338	Saidoune, Sofiane S.	LAB	903
Shapro, Stuart H.	LAB	318	Kosta, Peter	LD	240
Good, Jeremy	LD	307	Mayers, Josie	LD	204
Owen, Jonathan R.	LD	299	Humphrey Jones, Eryl	AT	188
Rogers, Micki	AT	101	Braine, Richard W.M.	UKIP	62
			Braine, Sophie L.	UKIP	62
			Marsden, Alasdair	UKIP	51
Brompton and Hans Town	Turnout 35.2%		Colville	Turnout 37.6%	
<i>No change</i>			<i>No change</i>		
Idris, Walaa	CON	1,342	Press, Monica A.*	LAB	1,269
Weale, Mary C.*	CON	1,324	Nail, Nadia E.	LAB	1,200
McVeigh, Sophia A.	CON	1,322	Henderson, Ian B.	LAB	1,170
Kear, David	LAB	290	Knight, Christopher W.	CON	645
Morley, John B.	LAB	286	Noble, Carole A.	CON	588
Skeen, Marian J.	LAB	279	Spring, Chris	CON	557
Denman, Moya F.G.	LD	233	Kerr, Nicola J.	LD	287
Herford, George O.	LD	163	Chenery, Susanna M.	LD	286
Browne, Robert W.	LD	157	Warrack, Nigel T.H.	LD	220
Wallitt, Elizabeth D.S.	UKIP	72	Boujjetef, Nadia	AT	206
			Van Helfteren, Claire L.	AT	165
Campden	Turnout 43.7%		Courtfield	Turnout 36.8%	
<i>No change</i>			<i>No change</i>		
Faulks, Catherine F.*	CON	1,483	Evans, Janet L.K.K.	CON	1,373
Freeman, Robert J.*	CON	1,481	Hammond, Greg	CON	1,354
Wason, Ian E.R.	CON	1,398	Marshall, Quentin N.J.*	CON	1,325
Congreve, Priscilla A.	LD	352	Goodman, Charlie	LD	283
Batra Vaughan, Tabatha	LAB	345	Gimpel, Rene P.	LAB	252
Kovacs, Frank	LAB	309	Peacock, Norma	LD	252
Trewin, Ian A.	LAB	304	Verboven, Tim	LD	242
Walker, Tim	LD	304	Francis, Luke	LAB	233
Mihelic, Sonia A.	AT	289	Monk, Angharad M.A.	LAB	212
Burnett-Hall, Richard H.	LD	260	Tayebi, Amir	AT	127
Marshall, Peter C.C.	AT	213	Farren, Kyle J.	IND	58

Dalgarno Turnout 38.4%*No change*

Healy, Pat*	LAB	1,258
Thompson, Robert G.*	LAB	1,119
Palmer, Marina J.	CON	393
Steward, Dougal G.D.	CON	315
Taylor, Jacqueline	LD	137

Earl's Court Turnout 40.1%*No change*

Wade, Linda A.*	LD	1,073
Spalding, Malcolm D.*	CON	913
Adourian, Hamish	CON	764
North, Lloyd L.	CON	756
Batra, Samantha	LAB	610
Baden-Powell, Harry	LD	609
Diantantou, Bruno	LAB	598
McLoughlin, Carmel B.	LD	568
Sweeney, Danny	LAB	483
Schaefer, Erwin	GRE	223
Hutton, Callum D.	UKIP	51
Jones, Mike	UKIP	20

Golborne Turnout 35.2%*No change*

Dent Coad, Emma*	LAB	1,585
Mason, Pat*	LAB	1,503
Lari, Sina	LAB	1,409
Mumby, Will	CON	288
Stewart, Georgina E.	CON	267
Mytton, David J.	CON	243
Owen, Frances	LD	161
Petrolo, Andre V.	LD	125
Somers, Rosemary	LD	109

Holland Turnout 43.0%*No change*

Areti, Aarien U.O.	CON	1,203
O'Connor, Charles R.K.	CON	1,191
Thalassites, Johnny	CON	1,142
Kelly, Lorna A.	LAB	760
Stasi, Roberto	LAB	727
McBride, Nathaniel J.W.	LAB	685
Lambert, Dominique L.	LD	304
Lalor, Hugh R.E.	LD	253
Nangia, Deppali	AT	208

Norland Turnout 51.2%*No change*

Lindsay, David C.*	CON	1,151
Mills, Julie A.*	CON	1,126
Adam, Mona A.I.	LAB	467
Sweeney, Jan	LAB	433
Shirley, Vivienne A.	LD	234
Girouard, Blanche	LD	204
John-Baptiste, Valerie	AT	176

Notting Dale Turnout 39.0%*No change*

Blakeman, Judith M.*	LAB	1,658
Atkinson, Robert*	LAB	1,562
Elnaghi, Marwan	LAB	1,544
Agnew, Clarissa V.	CON	397
Lewis, Daniel	CON	387
Evans, Cordelia M.R.	CON	373
Chenery, Lucy E.	LD	211
Akins, Melvyn E.	AT	171
Somers, William A.	LD	116

Pembridge Turnout 42.1%*No change*

Round, Laura F.	CON	822
Schmetterling, Dori A.	CON	777
Louvros, Annabelle H.	LAB	438
Peterson, Henry M.	LAB	381
Fox, Tim	LD	257
Lomas, Andrew P.*	LD	196
Handa, Ritika	AT	123

Queen's Gate Turnout 35.8%*No change*

Chauhan, Max	CON	1,126
Palmer, Matthew R.*	CON	1,110
Woodger, Maxwell L.	CON	1,105
Manasseh, Jill	LD	297
McGuirk, Sheila	LD	278
McNamara, Noel	LD	243
Callil, Carmen T.	LAB	235
Southby, Emma L.	LAB	224
Engineer, Soonu	LAB	210
Hancock, Ralph P.	DVP	27

Redcliffe Turnout 36.0%*No change*

Bennett, Tom	CON	1,317
Rossi, Merie-Therese A.	CON	1,282
Williams, Charles A.*	CON	1,195
Atkinson, Isabel G.	LAB	411
McDonald, Meg	LAB	348
Vessey, Mike	LAB	346
Porter, Katerina	LD	324
Morck, Virginia A.	LD	319
Browne, Barbara W.	LD	272
Goodliffe, Theo	AT	173

Royal Hospital Turnout 41.9%*No change*

Campbell, Elizabeth J.*	CON	1,907
Will, Emma W.*	CON	1,817
Kemahli, Cem C.	CON	1,779
O'Brien, Michael	LAB	349
Gardiner, Mary B.	LAB	346
Kearney, Marian P.	LAB	338
Pocock, Penny	LD	291
Schwartz, Margo E.	LD	246
Nowak, Alexander	LD	241
Sautter, Mark D.	AT	80

St. Helen's Turnout 40.2%*1 LAB gain from CON*

Bakhtiar, Mohammed*	LAB	924
Thaxter, Portia A.	LAB	867
Allison, Eve*	CON	592
Bouhaddou, Miloud	CON	527
Tatton-Brown, Alexandra M.	LD	244
McMillan, Toby C.	LD	187

Stanley Turnout 38.9%*No change*

Rendall, Josh	CON	1,423
Taylor-Smith, Kim D. S.*	CON	1,407
Pascall, Will	CON	1,400
Motileb, Lorraine	LAB	532
Chute, Richard D.	LAB	507
Motileb, Mark J.	LAB	500
Schumi, Heinz A.	GRE	223
Michel, Carl Heinrich	LD	213
Lowe, Vincent	LD	200
Mayers, Guy	LD	179
Eastwood, Jennifer L.	AT	137

By-elections**Abingdon** Turnout 46.4%*05 May 2016**No change*

Addenbrooke, Sarah A. L.	CON	1,716
Cyron, Anne B.	CON	1,470
Fernando, Benjamin A.	LAB	395
Wilkins, Nigel C.	LAB	298
Good, Jeremy A.	LD	220
Owen, Jonathan R.	LD	210
Braine, Richard W. M.	UKIP	85
Bovill, Alfred J. S.	UKIP	76

*Resignation of Borwick, Victoria L. P. (CON) and Gardner, Joanna M. (CON)***Stanley** Turnout 52.3%*07 May 2015**No change*

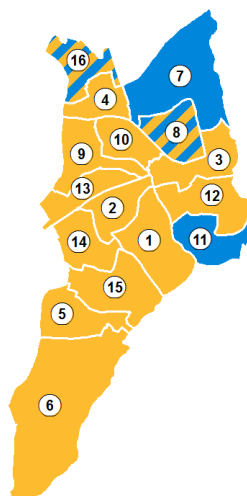
Taylor-Smith, Kim D. S.	CON	2,349
Atkinson, Isabel G.	LAB	693
Henderson, Ian	IND	343

Resignation of Cockell, Merrick R. (CON)

Kingston upon Thames

Liberal Democrat administration

1	Alexandra	9	Grove
2	Berrylands	10	Norbiton
3	Beverley	11	Old Malden
4	Canbury	12	St. James
5	Chessington North and Hook	13	St. Mark's
6	Chessington South	14	Surbiton Hill
7	Coombe Hill	15	Tolworth And Hook Rise
8	Coombe Vale	16	Tudor



■ Conservative ■ Liberal Democrat

State of the Parties, 1964-2018

	CON	LAB	LD	Other	Total
3.5.18	9	-	39	-	48
22.5.14	28	2	18	-	48
6.5.10	21	-	27	-	48
4.5.06	21	2	25	-	48
2.5.02	15	3	30	-	48
7.5.98	21	10	19	-	50
5.5.94	18	6	26	-	50
3.5.90	25	7	18	-	50
8.5.86	24	4	22	-	50
6.5.82	40	3	7	-	50
4.5.78	44	6	-	-	50
4.5.74	39	15	6	-	60
13.5.71	40	20	-	-	60
9.5.68	59	1	-	-	60
7.5.64	40	20	-	-	60

% share of the poll, 1964-2018

	% poll	CON	LAB	LD	Other
3.5.18	47.3	29.4	11.4	49.7	9.5
22.5.14	43.1	33.9	15.1	26.4	24.6
6.5.10	68.7	36.9	11.0	39.2	12.8
4.5.06	45.2	41.2	9.6	38.2	11.1
2.5.02	39.6	35.1	11.5	47.7	5.7
7.5.98	41.5	37.0	25.0	35.3	2.7
5.5.94	53.3	32.8	21.0	42.0	4.2
3.5.90	56.4	40.4	25.0	29.6	5.0
8.5.86	51.3	39.1	21.0	37.2	2.6
6.5.82	46.5	52.4	17.8	29.4	0.5
4.5.78	45.9	59.4	27.1	13.2	0.2
4.5.74	43.7	48.9	29.8	20.8	0.5
13.5.71	42.1	53.5	39.5	6.9	0.2
9.5.68	40.6	73.9	20.9	3.9	1.3
7.5.64	43.0	52.7	33.0	11.3	3.0

General Statistics

		Kingston upon Thames	London
Electorate	May 2018	117,535	5,962,160
	May 2014	117,637	5,878,824
Resident population aged 18 and over	Mid 2018	140,200	6,966,400
	Mid 2014	133,200	6,617,600
Estimated % unemployed	2017/18	4	5.0
	2013/14	5.5	8.4
Band 'D' council tax	May 2018	£1,757	£1,350
	May 2014	£1,683	£1,302

% share of the poll										
	Date	% Poll	CON	LAB	LD	GRE	UKIP	IND	REA	Others
Alexandra	3.5.18	50.4	32.9	10.6	56.5	-	-	-	-	-
	22.5.14	46.4	34.5	13.2	26.3	9.3	14.6	-	-	2.2
Berrylands	3.5.18	51.4	26.9	8.6	54.8	4.0	-	-	5.7	-
	22.5.14	47.7	33.3	10.9	32.0	11.6	10.5	-	-	1.6
Beverley	3.5.18	52.5	25.5	12.8	49.9	4.1	-	-	7.7	-
	22.5.14	47.3	32.5	19.3	21.4	14.6	12.2	-	-	-
Canbury	3.5.18	49.4	29.6	9.3	46.1	6.7	-	-	8.3	-
	22.5.14	44.3	33.2	12.5	20.8	19.1	9.7	4.7	-	-
Chessington North and Hook	3.5.18	45.3	29.0	9.2	55.0	4.0	-	-	-	2.7
	22.5.14	44.1	26.2	11.2	30.1	10.5	22.0	-	-	-
Chessington South	3.5.18	44.2	31.5	8.1	52.8	-	4.5	3.1	-	-
	22.5.14	39.0	24.7	11.7	34.8	-	24.7	-	-	4.1
Coombe Hill	3.5.18	41.2	47.2	12.3	22.6	7.9	-	-	10.0	-
	22.5.14	37.8	50.1	15.0	12.1	11.9	10.8	-	-	-
Coombe Vale	3.5.18	54.1	36.2	8.8	39.3	7.8	-	-	7.8	-
	22.5.14	47.8	48.6	15.9	15.7	9.6	10.3	-	-	-
Grove	3.5.18	44.6	20.4	12.7	57.5	4.5	-	-	4.9	-
	16.7.15	65.8	26.1	8.5	59.9	3.3	2.2	-	-	-
	7.5.15	65.8	31.8	16.8	32.1	9.0	4.7	4.7	-	0.9
	22.5.14	37.9	32.6	20.4	33.7	13.3	-	-	-	-
Norbiton	3.5.18	45.9	12.9	25.0	55.2	4.7	-	-	2.2	-
	22.5.14	39.4	15.4	31.7	26.6	12.2	11.3	-	-	2.8
Old Malden	3.5.18	43.8	43.8	13.0	35.5	-	-	-	7.8	-
	22.5.14	42.8	40.6	13.4	18.8	9.9	17.3	-	-	-
St. James	3.5.18	48.9	29.6	10.1	47.4	-	3.2	-	9.7	-
	22.5.14	44.5	37.4	16.8	22.8	6.8	11.9	-	-	4.3
St. Mark's	3.5.18	45.1	21.0	14.8	59.0	5.1	-	-	-	-
	22.5.14	37.9	34.8	12.1	39.8	11.0	-	-	-	2.3
Surbiton Hill	3.5.18	46.1	22.8	8.0	61.1	8.1	-	-	-	-
	22.5.14	46.2	32.2	10.8	37.0	10.8	9.3	-	-	-
Tolworth and Hook Rise	3.5.18	43.6	18.1	13.1	62.8	-	-	-	6.0	-
	7.5.15	68.8	31.1	17.7	34.1	4.1	10.1	2.4	-	0.6
	22.5.14	41.1	21.2	16.7	39.7	-	18.6	-	-	3.7
Tudor	3.5.18	50.2	43.9	9.0	39.7	7.4	-	-	-	-
	22.5.14	46.6	39.8	13.7	17.5	16.9	12.0	-	-	-

Results

Alexandra	Turnout 50.4%	
<i>3 LD gains from CON</i>		
Beynon, Mark	LD	2,005
Foulder-Hughes, Sam	LD	1,992
Sumner, Sharron	LD	1,787
Hudson, Richard J.*	CON	1,217
Hayes, Christopher J.L.*	CON	1,117
Puddy, Thomas R.	CON	1,038
Srisaravanapavaan, Krishnapillai	LAB	423
Kearney, Stephen L.	LAB	346
Marsden, Robin M.	LAB	321

Berrylands	Turnout 51.4%	
<i>2 LD gains from CON</i>		
Abraham, Sushila*	LD	2,057
Sweeney, John N.	LD	2,030
Schaper, Anita M.	LD	2,005
Harding, Claire A.	CON	1,032
Head, Michael R.	CON	1,014
Rogers, Nicholas J.	CON	946
Brownlie, Sarah-Jane	LAB	345
Brownlie, Robert C.	LAB	326
Herbert, Nannette	LAB	285
Eakin, Oliver M.	REA	210
Whitmarsh, Katherine M.	GRE	180
Robinson, Marley N.B.	GRE	168
Whitworth, Peter A.	GRE	96

Beverley	Turnout 52.5%	
<i>3 LD gains from CON</i>		
Heap, Lesley A.	LD	1,986
Durrant, Mark J.	LD	1,957
Ha, Jaesung	LD	1,787
Bedforth, Paul A.*	CON	1,040
Paton, Terence J.	CON	1,026
Pandya, Rajendra	CON	870
Dobson, Patricia	LAB	513
Gordon, Michelle H.	LAB	498
Nelson, David G.	LAB	459
Clark, Mary J.*	REA	407
Corbett, Frederick R.	REA	240
Hebborn, Richard	REA	236
Walker, Christopher J.	GRE	179
Cotton, Alexander J.R.	GRE	164
Shabbeer, Muhammed T.	GRE	130

Canbury	Turnout 49.4%	
<i>3 LD gains from CON</i>		
Boult, Olivia R.M.R.	LD	2,224
Abbas, Zain	LD	2,145
Kerr, Caroline	LD	2,121
Craig, Andrea L.*	CON	1,643
Rahman, Khadija U.	CON	1,270
Shethran, Samuel	CON	1,248
Keogh, Clare S.	LAB	482
Priest, Christopher R.	LAB	429
Sarhadar, Jean H.S.	LAB	395
Shah, Caroline T.	REA	391
Holder, Joseph	GRE	331
Greaves, Mark A.	GRE	325
Lacey-Holder, Karen E.	GRE	291

Chessington North and Hook	Turnout 45.3%	
<i>1 LD gain from CON</i>		
Archer, Stephanie M.	LD	1,709
Thompson, Margaret A.*	LD	1,706
Young, Sharon L.	LD	1,536
Day, William A.	CON	984
Doyle, Philip J.*	CON	838
Du Plessis, Verster	CON	784
Cooper, David K.J.	LAB	291
Prestwich, Thomas J.F.	LAB	291
Green, Lawrence R.	LAB	247
Jakeman, Simon J.	GRE	197
Worley, Kathleen S.	GRE	88
Chinnery, Jason	MRLP	82
Kay, Desmond	GRE	78

Chessington South	Turnout 44.2%	
<i>No change</i>		
Bamford, Patricia*	LD	1,937
Kirsch, Andreas	LD	1,825
Stuart, Christine E.	LD	1,784
Johnson-Creek, Andrew N.	CON	1,138
Towner, Susan	CON	1,133
Illsley, Simon R.G.	CON	1,032
Cunnyngham, Anna F.	LAB	314
Griffin, David M.	LAB	273
Kearns, Anthony P.	LAB	265
Glencross, Roger E.	UKIP	158
Basman, Michael J.	IND	109

Coombe Hill Turnout 41.2%*No change*

Bass, Rowena A.C.*	CON	1,456
George, Ian D.*	CON	1,423
Fram, Fawaz	CON	1,361
Arif, Saleem J.	LD	723
Maktari, Lobna A.	LD	677
Moore, Jack	LD	626
Richardson, Sally	LAB	427
Wingate, Frank W.	LAB	337
Vishani, Padmesh D.	LAB	336
Hinton, Helen C.J.	REA	299
Redman, Charles	GRE	237

Coombe Vale Turnout 54.1%*2 LD gains from CON*

Bailey, Kim N.	LD	1,795
Ravalia, Munir	LD	1,586
Arora, Roy S.*	CON	1,511
Pickering, Julie A.*	CON	1,508
Kent, James O.K.	LD	1,497
Roberts, Catherine M.	CON	1,468
Parker, Ian A.	LAB	393
Coley, Ryan D.	LAB	379
Grant, John C.	GRE	324
Wylde, Patrick J.	REA	324
Thomas, Gareth B.	LAB	318

Grove Turnout 44.6%*1 LD gain from CON*

Boult, Fiona R.	LD	2,005
Moll, Rebekah J. *	LD	1,904
Tolley, Jonathan W. *	LD	1,886
Shepherd, Catherine-Lucie	CON	737
Nuthall, Philip D.	CON	716
Bibi-Sarwar, Jamila	CON	603
Francis, Emma K.	LAB	441
South, Laurence C.J.	LAB	433
Ayre, Simon B.	LAB	411
Tyler, Robert E.	REA	187
Hood, Alison	GRE	181
Johnson, Fiona M.	GRE	177
Veneik, Deepa	REA	143
Mulley, Brian	GRE	97

Norbiton Turnout 45.9%*2 LD gains from LAB*

Davey, Emily J.	LD	1,904
Ryder-Mills, David R.	LD	1,703
Wehring, Oliver	LD	1,661
Cottingham, Linsey A.*	LAB	859
Bevin, Phillip M.	LAB	787
Meerabeau, Elizabeth	LAB	741
Birch, Allrik T.	CON	422
Hughes, Penny J.	CON	415
Ferrero, Graeme T.	CON	392
Amies, Christopher J.	GRE	173
Stewart, Julia M.	GRE	169
Hall, Martin A.	GRE	109
Giles, Kerry	REA	69

Old Malden Turnout 43.8%*No change*

Davis, Kevin J.*	CON	1,390
Sheppard, Nicola M.	CON	1,363
Hughes, Jason R.	CON	1,272
McDonald, Ian R.	LD	1,104
Hayat, Ghazala	LD	1,101
Falchikov, Dan	LD	1,058
Hill, David S.	LAB	429
Pearson, George E.	LAB	405
Templeton, Karen D.	LAB	359
Fraser, David*	REA	343
Jenkins, Mark A.	REA	201
Jenner, Valerie	REA	174

St. James Turnout 48.9%*3 LD gains from CON*

Edwards, Simon J.M.	LD	1,721
Cobbett, Timothy S.	LD	1,663
Wookey, Annette	LD	1,493
Cheetham, Jack E.	CON	1,102
Smith, Kenneth A.*	CON	985
Kim, Caroline E.	CON	956
Jones, Gerald A.	LAB	384
O'Flynn, Sarah K.	LAB	350
Tracey, Yvonne	REA	331
Scales, Alexander C.	LAB	307
Holligan, Linda W.	UKIP	109

St. Mark's Turnout 45.1%*No change*

Green, Elizabeth S.*	LD	1,933
White, Diane*	LD	1,837
Yoganathan, Mylvaganam*	LD	1,783
Wilson, Ian A.	CON	704
Paton, Calum J.	CON	640
Peters, John M.	CON	636
Coleman, Kezia E.	LAB	499
Austin, Philip N.	LAB	491
O'Connor, Caoilte N.D.	LAB	404
Jones, Katharine M.	GRE	179
Goodacre, Patrick L.	GRE	160
Bernard, Patrick L.	GRE	144

Surbiton Hill Turnout 46.1%*No change*

Holt, Alison	LD	2,286
Gander, Hilary*	LD	2,285
Self, Malcolm J.*	LD	2,102
Kumpeson, Lucky N.	CON	862
Small, Mimi C.	CON	833
Suckling, Colin A.T.	CON	796
Byrne, Norah D.M.	LAB	348
Firth, Michael W.	GRE	294
Cottingham, David	LAB	280
Freedman, Maxwell O.	LAB	248

Tolworth And Hook Rise Turnout 43.6%*No change*

Dunstone, Lorraine D.H.	LD	2,084
Thayalan, Wydeeswaran	LD	2,012
Goodship, Dennis G.	LD	2,011
Hudson, Susan F.	CON	653
Ganeshalingam, Jeyatharshan	CON	564
Sakelarova, Adriana P.	CON	542
Banks, Anthony J.	LAB	473
Cowley, Judith C.	LAB	412
Farian, Greta L.	LAB	392
Briggs, Michael J.	REA	193

Tudor Turnout 50.2%*1 LD gain from CON*

Cunningham, David H.*	CON	1,587
Netley, Maria J.	CON	1,494
Lidbetter, Katrina M.	LD	1,480
Scantlebury, Hugh D.M.*	CON	1,465
Ker-Lindsay, James	LD	1,336
Piers, Pim	LD	1,287
Morgans, Natalie C.M.	GRE	366
Hurtado, Judy T.	LAB	328
Thorpe, Oscar C.	LAB	323
Smy, James R.	LAB	282
Myhill, Carl S.	GRE	213
Viswanatha, Srikanth	GRE	185

By-elections**Grove** Turnout 65.8%*07 May 2015**No change*

Moll, Rebekah J.	LD	1,634
Hughes, Jason R.	CON	1,616
South, Laurie	LAB	853
Cobbett, Tim	GRE	458
Anderson, John G.	UKIP	241
Tolley, John	IND	238
Thorpe, Gabrielle	TUSC	44

*Resignation of Brister, Stephen (LD)***Grove** Turnout 34.7%*16 July 2015**No change*

Tolley, Jonathan W.	LD	1,577
Lewington, Jenny	CON	688
South, Laurie	LAB	223
Keogh, Clare Siobhan	GRE	88
Anderson, John Gilbert	UKIP	58

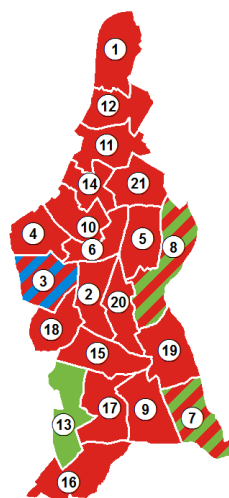
Death of Hitchcock, Chrissie (LD)

Tolworth and Hook Rise	Turnout 68.8%	
<i>07 May 2015</i>	<i>No change</i>	
Davies, Tom	LD	1,729
Pandya, Ronak R.	CON	1,579
Banks, Tony	LAB	898
Bellamy, Vic	UKIP	514
Way, Nik	GRE	206
Briggs, Mike	IND	120
Celardi, Dan	TUSC	29
<i>Resignation of Harris, Vicki (LD)</i>		

Lambeth

Labour administration

1	Bishop's	12	Prince's
2	Brixton Hill	13	St. Leonard's
3	Clapham Common	14	Stockwell
4	Clapham Town	15	Streatham Hill
5	Coldharbour	16	Streatham South
6	Ferndale	17	Streatham Wells
7	Gipsy Hill	18	Thornton
8	Herne Hill	19	Thurlow Park
9	Knight's Hill	20	Tulse Hill
10	Larkhall	21	Vassall
11	Oval		



■ Conservative
 ■ Labour
 ■ Green

State of the Parties, 1964-2018

	CON	LAB	LD	Other	Total
3.5.18	1	57	-	5	63
22.5.14	3	59	-	1	63
6.5.10	4	44	15	-	63
4.5.06	6	39	17	1	63
2.5.02	7	28	28	-	63
7.5.98	5	41	18	-	64
5.5.94	16	24	24	-	64
3.5.90	20	40	4	-	64
8.5.86	21	40	3	-	64
6.5.82	27	32	5	-	64
4.5.78	22	42	-	-	64
4.5.74	14	46	-	-	60
13.5.71	9	51	-	-	60
9.5.68	57	3	-	-	60
7.5.64	18	42	-	-	60

% share of the poll, 1964-2018

	% poll	CON	LAB	LD	Other
3.5.18	34.3	12.5	52.7	11.8	22.9
22.5.14	34.5	14.7	50.7	12.0	22.6
6.5.10	57.5	18.7	43.0	28.0	10.3
4.5.06	30.4	17.3	35.8	26.2	20.7
2.5.02	26.0	16.4	36.5	32.8	14.3
7.5.98	32.1	17.5	42.1	29.3	11.2
5.5.94	43.0	25.5	34.6	32.1	7.8
3.5.90	45.9	32.9	43.7	11.2	12.2
8.5.86	47.7	34.6	42.8	19.3	3.3
6.5.82	44.7	39.4	33.2	26.9	0.5
4.5.78	37.4	46.9	49.2	2.5	1.4
4.5.74	30.4	38.6	52.7	7.2	1.5
13.5.71	36.8	37.8	60.2	1.3	0.7
9.5.68	30.8	65.4	31.1	2.5	1.0
7.5.64	26.1	42.3	52.5	4.8	0.4

General Statistics

		Lambeth	London
Electorate	May 2018	231,772	5,962,160
	May 2014	223,244	5,878,824
Resident population aged 18 and over	Mid 2018	270,800	6,966,400
	Mid 2014	256,100	6,617,600
Estimated % unemployed	2017/18	5.2	5.0
	2013/14	8.7	8.4
Band 'D' council tax	May 2018	£1,310	£1,350
	May 2014	£1,228	£1,302

% share of the poll

	Date	% Poll	CON	LAB	LD	GRE	UKIP	IND	REA	Others
Bishop's	3.5.18	33.4	11.8	46.5	28.2	10.3	3.2	-	-	-
	22.5.14	36.9	19.0	37.1	31.4	10.3	-	-	-	2.2
Brixton Hill	3.5.18	31.2	8.6	48.7	6.8	15.1	-	-	-	20.7
	22.5.14	31.4	10.7	50.2	6.8	22.2	7.4	-	-	2.8
Clapham Common	3.5.18	33.1	37.2	42.2	10.9	9.7	-	-	-	-
	22.5.14	29.8	39.1	32.2	9.1	12.1	7.4	-	-	-
Clapham Town	3.5.18	32.6	26.2	52.8	10.1	10.8	-	-	-	-
	22.5.14	33.7	25.5	52.0	4.8	11.1	5.3	-	-	1.3
Coldharbour	3.5.18	28.7	5.5	56.6	9.6	11.2	-	17.1	-	-
	22.5.14	30.7	6.4	62.1	4.7	20.4	3.8	2.6	-	-
Ferndale	3.5.18	25.7	10.9	50.8	10.2	17.3	-	-	-	10.8
	22.5.14	27.5	13.6	49.3	6.8	18.6	5.9	-	-	5.8
Gipsy Hill	3.5.18	48.5	5.6	47.0	2.8	43.6	0.9	-	-	-
	9.6.16	27.0	7.5	43.4	3.0	42.1	2.6	0.9	-	0.7
	22.5.14	37.7	13.3	68.0	4.7	9.6	4.4	-	-	-
Herne Hill	3.5.18	44.5	4.8	39.9	4.2	38.5	-	-	-	12.6
	22.5.14	40.6	9.1	51.4	5.7	27.4	3.7	-	-	2.7
Knight's Hill	3.5.18	34.6	11.6	65.1	8.0	15.3	-	-	-	-
	14.8.14	19.5	12.5	63.7	4.7	11.6	5.0	2.6	-	-
	22.5.14	33.8	12.7	61.4	6.8	11.9	7.3	-	-	-
Larkhall	3.5.18	25.8	14.3	59.5	12.6	13.7	-	-	-	-
	22.5.14	27.0	16.8	49.6	8.2	14.7	6.3	-	-	4.5
Oval	3.5.18	34.6	11.2	47.2	30.0	11.6	-	-	-	-
	22.5.14	38.2	11.8	48.8	17.7	11.7	7.6	-	-	2.4
Prince's	3.5.18	35.0	11.9	54.6	12.9	10.4	1.9	-	-	8.3
	7.5.15	<i>n/a</i>	19.6	44.5	22.5	11.6	-	-	-	1.8
	22.5.14	37.7	15.8	50.1	9.2	11.1	7.7	3.9	-	2.2
St. Leonard's	3.5.18	39.6	9.0	39.1	3.5	48.4	-	-	-	-
	22.5.14	34.7	11.3	31.9	21.4	29.0	6.4	-	-	-
Stockwell	3.5.18	31.8	14.8	56.4	13.6	13.6	-	-	-	1.7
	22.5.14	32.6	15.2	54.8	13.3	12.8	-	-	-	4.0
Streatham Hill	3.5.18	33.7	14.3	58.5	10.6	16.6	-	-	-	-
	22.5.14	36.4	9.4	41.1	31.1	11.6	5.7	1.2	-	-
Streatham South	3.5.18	34.0	15.5	65.9	7.3	9.4	1.9	-	-	-
	22.5.14	34.1	17.2	63.6	9.0	10.1	-	-	-	-

% share of the poll

	Date	% Poll	CON	LAB	LD	GRE	UKIP	IND	REA	Others
Streatham Wells	3.5.18	37.9	8.2	49.9		30.3	11.5	-	-	-
	22.5.14	39.4	7.1	44.5		31.7	10.8	5.9	-	-
Thornton	3.5.18	34.6	16.1	63.8		9.3	10.9	-	-	-
	22.5.14	43.3	13.9	53.6		6.1	7.8	18.6	-	-
Thurlow Park	3.5.18	41.0	18.9	52.5		15.1	11.3	-	2.1	-
	22.5.14	39.0	25.3	48.8		6.1	13.5	6.3	-	-
Tulse Hill	3.5.18	32.6	7.1	61.5		7.6	23.8	-	-	-
	22.5.14	32.3	7.9	62.4		6.8	20.2	-	-	2.7
Vassall	3.5.18	30.9	9.8	59.8		12.6	14.3	-	-	3.5
	22.5.14	31.1	13.3	52.9		11.2	15.1	-	-	7.5

Results

Bishop's	Turnout 33.4%	Clapham Town	Turnout 32.6%
<i>No change</i>		<i>No change</i>	
Mosley, Jennie*	LAB 1,126	Bray, Linda A.*	LAB 1,901
Craig, Kevin D.*	LAB 1,094	Haselden, Nigel C.*	LAB 1,840
Dogus, Ibrahim	LAB 1,090	Wellbelove, Christopher R.*	LAB 1,813
Eager, Audrey	LD 713	Bennett, Timothy L.	CON 978
Hyyrylainen-Trett, Adrian J.	LD 691	Sunderland, John H.	CON 908
Hasted, Charley	LD 606	Jarrett, Charley	CON 871
Bellis, James H.	CON 311	Beach, Kat	GRE 474
Armstrong, Michael R.	GRE 292	Fox, Julie M.	LD 398
Chambers, Glyn E.	CON 286	Prideaux, Marion C.	GRE 395
Wallace, James C.	GRE 253	Stuart, Marietta F.C.	LD 389
Wilde, Peter K.	CON 243	Ovenden, Rodney G.	LD 276
Lee, Gay	GRE 189	Saeed, Shahzada	GRE 266
Gibb, Gavin	UKIP 86		
Jones, Elizabeth E.	UKIP 72		
Poulden, David P.	UKIP 69		
		Coldharbour	Turnout 28.7%
		<i>No change</i>	
Brixton Hill	Turnout 31.2%	Nye, Emma L.	LAB 2,325
<i>No change</i>		Anyanwu, Donatus*	LAB 2,257
Kay, Maria	LAB 2,142	Parr, Matthew M.*	LAB 1,975
Garden, Adrian L.*	LAB 2,015	Bertin, Olivier	LD 761
Tiedemann, Martin A.*	LAB 1,796	Nix, Rashid	GRE 683
Buck, Gwen	GRE 856	Heywood, Rachel M.T.*	IND 660
Baker, Janet A.	WEP 842	Johnson, Michael J.	CON 228
Bultitude, Richard J.	GRE 517	Hennessy, Amy G.	CON 217
Eaves, Will	GRE 478	Williams, Yvonne P.S.	CON 189
Lewis, Sarah R.	LD 420	Groce, Michael	GRE 182
Bailey, Elaine T.	CON 389	McMorrow, Henry F.	LD 180
Cartwright, Lavinia A.	CON 349	Lewis, Clive D.	LD 173
Young, Savill	CON 319		
Portelli, Peter P.	LD 222		
Price, Jonathan S.	LD 192		
		Ferndale	Turnout 25.7%
		<i>No change</i>	
Clapham Common	Turnout 33.1%	Leigh, Jessica K.	LAB 1,853
<i>2 LAB gains from CON</i>		Lindsey, Joshua	LAB 1,685
Corry-Roake, Joe	LAB 1,455	Mohammed, Irfan	LAB 1,649
Reynolds, Joanna P.	LAB 1,432	Alexander, Rachel	GRE 715
Briggs, Tim*	CON 1,325	Picton-Howell, Indar H.	GRE 459
Goodwin, Tim	LAB 1,293	Austin, Benjammin L.	LD 455
Frost, David	CON 1,189	Slack, Katy	CON 384
Maruziva, Leslie R.	CON 1,164	Barrett, Craig	CON 373
Eaves, Joanna	GRE 441	Fazal, Leila	WEP 366
Jenkins, Charles A.S.	LD 439	Richardson, David M.	CON 359
Ogden, Carita M.	LD 320	Pope, Aedan D.	LD 328
Newby, Mark G.	LD 317	Siraut, John J.	LD 263
Selander, Kerstin E.	GRE 269		
Humberstone, Nick	GRE 252		

Gipsy Hill	Turnout 48.5%		Larkhall	Turnout 25.8%
<i>1 GRE gain from LAB</i>			<i>No change</i>	
Brathwaite, Jennifer*	LAB	2,063	Valcarcel, Tina	LAB 2,063
Bennett, Matthew P.*	LAB	2,054	Wilson, Andy*	LAB 1,893
Elliott, Pete	GRE	1,922	Windle, Timothy D.	LAB 1,751
Newell, Becki	GRE	1,903	Campbell, Colleen	GRE 513
Murphy, Luke S. *	LAB	1,778	Mytton, Thomas E.J.	CON 501
Rocks, Paul N.	GRE	1,647	Baines, Vivienne J.	LD 458
Davis, James C.M.	CON	271	Kingsley-Osaiga, Abiola	CON 455
Kimm, Irene A.	CON	229	Parkes, Jo	GRE 415
Hooberman, Simon M.	CON	208	Yaasen, Leila Y.A.	CON 411
Davies, Alexander D.J.	LD	132	Baines, Malcolm I.	LD 392
Riaz, Samar	LD	124	Hattersley, Nick	GRE 386
Haylett, Alexander D.J.	LD	101	Medway, John R.	LD 354
Dodds, John	UKIP	42		
Kennett, David R.	UKIP	36	Oval	Turnout 34.6%
Morriss, Dafydd H.	UKIP	31	<i>No change</i>	
			Holland, Claire K.*	LAB 1,983
Herne Hill	Turnout 44.5%		Hopkins, Jack W.M.*	LAB 1,836
<i>1 GRE gain from LAB</i>			Normal, Philip T.	LAB 1,719
Thackray, Becca	GRE	2,365	Grant, Kathryn F.	LD 1,236
Dickson, Jim*	LAB	2,335	Croce, Stephane J.	LD 1,210
George, Pauline	LAB	2,246	Hillier, Mike	LD 1,076
Holborn, Jack N.N.*	LAB	2,114	Keane, Michael J.	GRE 596
Christian, Nick	GRE	2,060	Gething, Joshua	CON 461
Reynolds, Matt	GRE	2,049	Potter, Cath	GRE 458
Edwards, Nick	HHCL	705	Goves, Peter A.	CON 445
Baker, Claire M.	CON	308	Hallett, James D.A.	CON 408
Hasted, Poppy L.D.V.	LD	274	Price-Tomes, Pat	GRE 311
Lester, Rachel	LD	266		
Tooze, Dick	CON	263	Prince's	Turnout 35.0%
Richards, Anton E.E.	CON	228	<i>No change</i>	
Sandford, Luke T.	LD	171	Amos, David R.*	LAB 2,395
			Davies, Jon	LAB 2,325
Knight's Hill	Turnout 34.6%		Simpson, Joanne*	LAB 2,256
<i>No change</i>			Hardman, Richard	LD 644
Pickard, Jane F.*	LAB	2,378	Gardiner, Helen C.	GRE 591
Meldrum, Jackie*	LAB	2,326	Barker, Claire L.	CON 570
Winifred, Sonia*	LAB	2,033	Thomas, Colette D.	LD 542
Evans, Torla	GRE	637	Jefferson, Michael J.G.	CON 482
Threadgold, Robert P.	GRE	504	Harrison, Jon	CON 471
Eastoe, Duncan P.	GRE	441	Keating, Christopher J.	LD 461
Cosgrave, Shirley G.	CON	425	Lindsay, Fern C.	GRE 422
Walker, Raymond	CON	414	Hemmens, Eleanor R.	WEP 326
Watkins, Edward	CON	362	Hemus, Nick	GRE 318
Baker, Jeremy J.	LD	345	Bowles, Alan D.	UKIP 101
Engineer, Shiraz	LD	257	Stephenson, Robert	UKIP 75
Maffei, Elizabeth	LD	230	Tornstrand, Mattias	UKIP 67
			Clark, Stuart D.	FED 26

St. Leonard's	Turnout 39.6%	Streatham South	Turnout 34.0%
<i>2 GRE gains from LAB</i>		<i>No change</i>	
Ainslie, Scott J.*	GRE 2,141	Adilypour, Danny*	LAB 2,217
Bartley, Jonathan C.	GRE 2,080	Wilcox, Clair*	LAB 2,207
Griffiths, Nicole R.	GRE 2,006	Kazantzis, John A.*	LAB 2,187
Jaffer, Saleha B.*	LAB 1,677	Newall, Russell C.	CON 570
Hill, Robert M.*	LAB 1,676	Smith, Helen P.	CON 539
Donnelly, Stephen G.	LAB 1,673	Paling, Christopher	CON 440
Newall, Wendy	CON 439	Robinson, David	GRE 365
Simmonds, Scott	CON 383	Johnson, Pete	GRE 312
Salt, Neil A.	CON 337	Drage, Simon D.H.	LD 277
Keen, Jennifer	LD 188	Kenner, Charmian	GRE 269
MacKenzie, Fiona L.	LD 159	Bryant, Matthew	LD 241
Malins, Richard W.	LD 108	Hare, David J.	LD 215
		Plume, John K.	UKIP 76
		Harman, Simon L.	UKIP 66
		Ward, Johan	UKIP 44
Stockwell	Turnout 31.8%	Streatham Wells	Turnout 37.9%
<i>No change</i>		<i>No change</i>	
Caldicott, Lucy W.	LAB 2,107	Clark, Malcolm J.*	LAB 2,151
Hashi, Mahamed	LAB 1,828	Masters, Marianna	LAB 2,061
Jaser, Mohamed	LAB 1,778	Seedat, Mohammed*	LAB 1,971
Flood, Susanna	LD 598	Leigh, Dominic	LD 1,281
Dawkins, Catherine A.	GRE 592	Thompson, Helen V.	LD 1,261
Best, Keith L.	CON 521	Ikegbunam, Eloka	LD 1,216
Barr, Sarah L.	CON 505	Freeman, Sheila	GRE 544
Mawdsley, Paul M.	CON 469	Deegan, Rebecca	GRE 532
Wood, Tom	GRE 433	Fleming, Clifford B.	GRE 351
Horsler, Andrew D.J.	LD 405	Liell, Lisabeth J.	CON 350
Thurburn, Andrew	LD 373	Henman, Russell J.	CON 340
Dore, Martin G.	GRE 352	Tunstall, Teresa M.	CON 325
Nally, Steven P.	TUSC 40		
Slaski, Tadeusz	DP 37		
Bainbridge, Lisa J.	TUSC 0		
Streatham Hill	Turnout 33.7%	Thornton	Turnout 34.6%
<i>No change</i>		<i>No change</i>	
Atkins, Liz*	LAB 2,253	Peck, Lib*	LAB 2,140
Chowdhury, Rezina A.*	LAB 2,121	Edbrooke, Jane*	LAB 1,999
Simpson, Iain E.*	LAB 1,912	Davie, Ed*	LAB 1,990
Aspinall, Will	GRE 656	Read, Martin L.	CON 545
Holt, Chris	GRE 608	Spencer, Michael P.	CON 511
Bailey, Alexa	CON 558	Maynard, Vernon A.D.	CON 489
Maurice-Jones, Leon	GRE 517	Curran, Katherine	GRE 388
Hemsley, Simon J.D.	CON 505	Audsley, Adrian J.	GRE 364
Patel, Kushal K.	CON 469	Brack, Duncan M.R.	LD 329
Lumsden, Ashley G.	LD 404	MacNair, Rebecca S.	LD 328
Brown, Ishbel K.	LD 379	Thies, Anja	GRE 292
Giess, Roger J.	LD 360	Doherty, Conor	LD 235

Thurlow Park			Turnout 41.0%			Vassall			Turnout 30.9%		
<i>No change</i>						<i>No change</i>					
Birley, Anna M.A.*	LAB	2,377	Dyer, Jacqui*	LAB	2,296						
Cowell, Fred*	LAB	2,208	Gallop, Annie*	LAB	2,165						
Ely, Peter J.	LAB	2,076	Gadsby, Paul J.*	LAB	2,120						
Ben-Maimon, Kelly R.	CON	820	Mynott, Sarah L.	GRE	594						
Carvalho, Elia	CON	820	Pollock, Florence R.	GRE	505						
Kelly, Jack J.	CON	761	Noble, Kate	LD	476						
Erasmus, Kathy	LD	691	Hodges, Juliet	LD	474						
Buist, Doug	LD	649	Combelles, Bruno S.	GRE	471						
Ball, Bryan D.M.	LD	576	Lubbock, John W.S.	LD	433						
Playle, Alice M.	GRE	512	Barr, Stuart D.	CON	427						
Mathers, Dale	GRE	461	Promnitz, Glen R.	CON	338						
Montrose-Francis, Danielle	GRE	458	Wallace, Gareth R.	CON	318						
Lambert, Robin A.	IND	89	Chapman, Mark	PP	127						
Tulse Hill			Turnout 32.6%								
<i>No change</i>											
Atkins, Mary F.*	LAB	2,289									
Cameron, Marcia A.*	LAB	2,271									
Kind, Ben*	LAB	2,102									
Gniewosz, Gerlinde	GRE	947									
Whitehead, Kate R.	GRE	838									
Plant, Andy	GRE	795									
Coldrick, Matthew F.	LD	318									
Curtis, Terry	LD	289									
Gardiner, Claire	CON	280									
Gormley, Edward L.C.	CON	255									
Green, Roger R.	CON	235									
Liddle, Scott D.R.	LD	213									

By-elections

Gipsy Hill			Turnout 27.0%			Knight's Hill			Turnout 19.5%		
<i>09 June 2016</i>			<i>No change</i>			<i>14 August 2014</i>			<i>No change</i>		
Murphy, Sean L.	LAB	1,220	Winifred, Sonia*	LAB	1,265						
Elliott, Pete	GRE	1,184	Nicholson, Heidi	CON	248						
Maruziva, Leslie R.	CON	210	Hocknell, Christopher	GRE	230						
Jesse, Rosa F.	LD	84	Lambert, Robin A. D.	UKIP	99						
Jones, Elizabeth	UKIP	73	Hardware, Robert	LD	94						
Lambert, Robin A. D.	IND	24	Amos, Nelly	IND	51						
Nally, Steve	TUSC	19	<i>Resignation of Winifred, Sonia (LAB)</i>								
<i>Death of Francis, Niranjana (LAB)</i>											

Prince's*07 May 2015**No change*

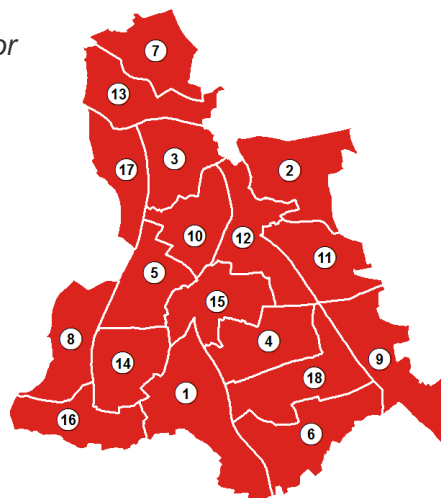
McClure, Vaila	LAB	3,452
Hyyryläinen-Trett, Adrian J.	LD	1,748
Wallace, Gareth R.	CON	1,518
James, Marie C.	GRE	901
Abrams, Kingsley	TUSC	99
Lambert, Danny	SGB	42

Resignation of Marsh, Chris (LAB)

Lewisham

Labour administration · Labour directly elected mayor

1	Bellingham	10	Ladywell
2	Blackheath	11	Lee Green
3	Brockley	12	Lewisham Central
4	Catford South	13	New Cross
5	Crofton Park	14	Perry Vale
6	Downham	15	Rushey Green
7	Evelyn	16	Sydenham
8	Forest Hill	17	Telegraph Hill
9	Grove Park	18	Whitefoot



Labour

State of the Parties, 1964-2018

	CON	LAB	LD	Other	Total
3.5.18	-	54	-	-	54
22.5.14	-	53	-	1	54
6.5.10	2	39	12	1	54
4.5.06	3	26	17	8	54
2.5.02	2	45	4	3	54
7.5.98	2	61	4	-	67
5.5.94	1	63	3	-	67
3.5.90	6	58	3	-	67
8.5.86	17	50	-	-	67
6.5.82	26	41	-	-	67
4.5.78	23	44	-	-	67
4.5.74	11	49	-	-	60
13.5.71	4	56	-	-	60
9.5.68	44	16	-	-	60
7.5.64	15	45	-	-	60

% share of the poll, 1964-2018

	% poll	CON	LAB	LD	Other
3.5.18	37.3	12.3	53.3	10.6	23.9
22.5.14	37.2	10.9	43.1	7.9	38.0
6.5.10	60.3	16.1	38.4	25.7	19.8
4.5.06	33.3	17.7	32.9	24.0	25.4
2.5.02	25.6	16.3	38.6	18.6	26.5
7.5.98	29.7	21.4	55.6	12.9	10.1
5.5.94	41.0	22.4	60.0	14.9	2.7
3.5.90	45.2	30.9	54.1	6.5	8.5
8.5.86	45.6	34.6	47.1	15.5	2.8
6.5.82	41.5	35.0	40.2	24.3	0.6
4.5.78	43.6	45.1	49.7	1.4	3.8
4.5.74	36.6	35.3	54.7	8.6	1.4
13.5.71	41.8	33.8	63.2	1.8	1.1
9.5.68	35.7	61.0	35.4	2.7	0.9
7.5.64	34.7	36.3	54.0	9.2	0.5

General Statistics

		Lewisham	London
Electorate	May 2018	199,555	5,962,160
	May 2014	196,609	5,878,824
Resident population aged 18 and over	Mid 2018	239,900	6,966,400
	Mid 2014	225,200	6,617,600
Estimated % unemployed	2017/18	4.8	5.0
	2013/14	8.9	8.4
Band 'D' council tax	May 2018	£1,438	£1,350
	May 2014	£1,363	£1,302

% share of the poll										
	Date	% Poll	CON	LAB	LD	GRE	UKIP	IND	REA	Others
Bellingham	3.5.18	29.4	15.8	57.8	7.9	13.4	-	-	-	5.1
	<i>21.7.16</i>	<i>16.3</i>	<i>18.2</i>	<i>56.8</i>	<i>10.9</i>	-	<i>6.3</i>	-	-	<i>7.8</i>
	22.5.14	31.0	12.9	53.7	5.2	9.0	-	-	-	19.1
Blackheath	3.5.18	44.3	19.0	42.3	20.2	18.5	-	-	-	-
	22.5.14	41.5	22.7	38.6	18.0	12.4	-	-	-	8.2
Brockley	3.5.18	37.6	6.0	49.8	5.7	25.5	-	-	-	13.0
	<i>13.10.16</i>	<i>19.9</i>	<i>7.9</i>	<i>48.0</i>	<i>10.4</i>	<i>25.4</i>	<i>1.3</i>	-	-	<i>7.0</i>
	22.5.14	35.6	7.6	37.4	4.3	27.2	5.5	-	-	18.1
Catford South	3.5.18	38.7	13.3	56.5	8.8	21.4	-	-	-	-
	22.5.14	37.8	12.6	47.2	4.0	11.9	-	-	-	24.3
Crofton Park	3.5.18	41.8	10.4	56.7	13.6	19.2	-	-	-	-
	22.5.14	40.6	9.4	43.4	5.4	19.5	7.4	-	-	14.9
Downham	3.5.18	30.1	15.6	54.8	7.8	10.3	5.9	-	-	5.6
	22.5.14	35.5	8.2	32.5	20.7	5.0	22.4	3.0	-	8.1
Evelyn	3.5.18	30.3	8.5	56.1	8.5	16.9	-	8.7	-	1.3
	<i>13.10.16</i>	<i>16.5</i>	<i>9.5</i>	<i>53.4</i>	<i>5.6</i>	<i>6.2</i>	-	<i>9.0</i>	-	<i>16.3</i>
	22.5.14	31.2	-	55.3	7.6	12.4	-	-	-	24.6
Forest Hill	3.5.18	42.1	12.9	52.1	21.5	13.5	-	-	-	-
	22.5.14	41.5	11.0	38.7	19.1	14.3	8.5	-	-	8.5
Grove Park	3.5.18	38.3	30.4	46.5	6.2	12.8	4.1	-	-	-
	22.5.14	35.9	20.9	35.4	4.0	8.8	21.0	-	-	10.0
Ladywell	3.5.18	45.3	5.4	42.6	6.5	21.8	-	-	-	23.7
	22.5.14	45.0	7.8	44.1	4.5	27.5	-	-	-	16.2
Lee Green	3.5.18	42.7	15.4	45.2	16.3	20.4	-	-	-	2.8
	22.5.14	44.2	13.5	40.4	15.9	10.8	-	5.4	-	14.0
Lewisham Central	3.5.18	35.0	10.9	56.5	11.1	12.6	-	-	-	8.8
	22.5.14	34.6	10.1	49.7	5.4	11.8	9.1	-	-	14.0
New Cross	3.5.18	33.4	7.5	61.9	6.7	23.9	-	-	-	-
	22.5.14	32.0	7.2	47.9	3.6	14.4	-	-	-	26.9
Perry Vale	3.5.18	39.9	10.8	53.2	12.6	23.3	-	-	-	-
	22.5.14	38.8	12.2	45.1	5.7	14.7	9.9	-	-	12.4
Rushey Green	3.5.18	35.3	8.6	60.1	7.8	10.0	-	-	-	13.4
	22.5.14	33.4	9.3	47.6	4.7	13.8	-	-	-	24.6
Sydenham	3.5.18	39.5	14.5	52.4	10.4	22.6	-	-	-	-
	22.5.14	37.9	14.4	41.7	4.5	12.2	12.5	-	-	14.7
Telegraph Hill	3.5.18	38.9	5.6	58.7	7.6	23.8	-	-	-	4.3
	22.5.14	39.9	5.0	40.7	2.9	13.6	4.9	-	-	33.1
Whitefoot	3.5.18	31.9	16.0	65.3	8.4	10.3	-	-	-	-
	22.5.14	34.7	10.4	43.8	7.3	5.0	19.7	-	-	13.8

Results

Bellingham Turnout 29.4%*No change*

Hall, Alan	LAB	1,810
Hordijkeno, Sue*	LAB	1,772
Paschoud, Jacq	LAB	1,598
Chang, Andrew T.	CON	500
Gill, Alex	CON	461
Spier, Tom	CON	451
McGeown, Mary B.	GRE	401
George, Peter	LD	246
Morris, Sarah F.	LD	238
Polling, Kate	LD	227
Hortense, Katherine	CPA	151

Blackheath Turnout 44.3%*No change*

Campbell, Juliet	LAB	2,069
Bonavia, Kevin A.M.*	LAB	1,978
De Ryk, Amanda*	LAB	1,855
Maines, Chris	LD	1,117
Phoenix, Nadya	LD	889
Peers, Nicola	CON	884
Nundy, Simon J.	CON	882
Lee, Jonathan D.G.	CON	881
Phillips, Abigail	GRE	862
Crowther, Anthony	LD	810

Brockley Turnout 37.6%*1 LAB gain from GRE*

McGeevor, Sophie*	LAB	2,606
Adefiranye, Jimi	LAB	2,448
Penfold, Stephen	LAB	2,040
Coughlin, John L.*	GRE	1,457
Lorraine Phipps, Clare	GRE	1,260
Sangha, Harvir	GRE	911
Vang, Kate	WEP	542
Mayers, Marcus	LD	322
Archer, Fraser G.	CON	318
O'Connor, John-Joe	CON	302
Murray, Brenda	LD	295
Wilford, Christopher	CON	242
Passande, Martin	LD	202
Kenyon Peers, Ellen	TUSC	74

Catford South Turnout 38.7%*No change*

Amrani, Skip	LAB	2,548
Stamirowski, Eva A.*	LAB	2,444
Smith, Alan*	LAB	2,204
Downes, Rosie	GRE	906
Hanlon, Mark W.	CON	638
Lake, Adam H.	CON	540
Cashin, Diana A.	LD	526
Sydial, Sylbourne	CON	516
Hawkins, Julian A.	LD	330
Hoskin, Peter	LD	266

Crofton Park Turnout 41.8%*No change*

Anwar, Tauseef	LAB	2,445
Morrison, Pauline*	LAB	2,418
Barnham, Chris*	LAB	2,353
Pick, Alison	GRE	916
Rendall, Julia	GRE	817
Greenwood, Alan	GRE	708
Huish, Rosalind	LD	613
Dean, Bobby	LD	607
Wajero, Bunmi	LD	513
Clark, James	CON	466
Bell, Scott	CON	455
Sunderland, Karen	CON	408

Downham Turnout 30.1%*No change*

Bourne, Andre M.*	LAB	1,838
Howard, Coral	LAB	1,594
Ogunbadewa, Timi	LAB	1,572
Burr, Alexandra M.	CON	544
Davis, David W.	CON	487
Thomas, Adam M.	CON	390
Dignan, Danny	LD	350
Hewins, Hanna I.I.	GRE	313
Labrom, Joan M.	LD	241
Oakley, Paul J.	UKIP	180
Thorley, Simon C.	LD	117
Culnane, Tess	BNP	98
Donnelly, Will	DVP	86
Jenkins, Matt	DVP	75
Dimambro, Massimo J.	DVP	60

Evelyn			Turnout 30.3%			Ladywell			Turnout 45.3%		
<i>No change</i>						<i>No change</i>					
Kalu, Caroline	LAB	2,278	Johnston-Franklin, Liz*	LAB	2,420						
Feis-Bryce, Alex	LAB	2,257	Handley, Carl*	LAB	2,125						
Kelleher, Silvana	LAB	2,221	Brown, Bill*	LAB	1,850						
Braun, James K.	GRE	680	Ashwell, Corin J.	GRE	1,395						
Belsey, Marie	LD	406	Manson Jones, Rebecca	WEP	1,188						
Kay, Oliver	CON	375	Keidan, John	GRE	989						
Jacca, Joyce*	IND	348	Barker, Matt	GRE	898						
Taylor, Robert J.	CON	346	Hudson, Deborah	LD	411						
Walker, Lynn S.	CON	309	Archer, Catriona	CON	334						
Wells, Peter	LD	308	Hebditch, Richard	LD	290						
Williams, Gary	LD	307	Lloyd, Tony	LD	275						
Wasylkiewicz, Anna	DP	53	Kennedy Harper, Camilla	CON	257						
			Stewart, Edmund	CON	215						
Forest Hill			Turnout 42.1%			Lee Green			Turnout 42.7%		
<i>No change</i>						<i>No change</i>					
Davis, Sophie	LAB	2,308	Holland, Octavia	LAB	2,302						
Gibbons, Leo	LAB	2,146	Mallory, Jim*	LAB	2,184						
Bernards, Peter*	LAB	2,079	Rathbone, James	LAB	1,850						
Veasey, Ed	LD	923	Sandes, Caroline	GRE	951						
Wilson, Margot	LD	906	Calder, Grace M.	LD	895						
Bennett, Mark	LD	868	Attfield, Caroline L.	CON	819						
Cox, Martin	GRE	604	Bostock, Jonathan D.	LD	742						
Chambers, Keith E.	GRE	572	Arawwawala, Matthew C.	CON	712						
Gilgar, Liam J.	CON	569	Rochell, Mark	LD	647						
Reader-Moore, Eleanor	CON	538	Thurgood, Sam	CON	624						
Cunningham, Mark	GRE	521	Martin, Maureen Maud	CPA	130						
McMurtrie, Andrew	CON	509									
Grove Park			Turnout 38.3%			Lewisham Central			Turnout 35.0%		
<i>No change</i>						<i>No change</i>					
Clarke, Suzannah*	LAB	2,094	Gallagher, Aisling	LAB	2,821						
Moore, Hilary C.*	LAB	1,808	Codd, Patrick	LAB	2,776						
Elliott, Colin M.*	LAB	1,661	Reid, Joani*	LAB	2,607						
Archer, Ross K.	CON	1,390	Barnett, Eugenia	GRE	776						
Brooks, Ethan K.F.	CON	1,164	Anderson, Katie	LD	653						
Lowe, Karen S.	CON	1,076	Cooper, Claire M.	GRE	642						
Ap Seisyllt, Petroc	GRE	511	Hughes, Andrew D.	CON	619						
Hawkins, Linda F.	LD	303	O'Connor, Joshua	CON	490						
Brooks, Ben	LD	278	Williamson, David	LD	485						
Lello, Peter J.	UKIP	163	Milner, Gareth J.	CON	478						
Ramrayka, Peter	LD	163	Postle, Marc J.	LD	468						
			Reid, Mandu	WEP	428						
			Guille, Charles M.	GRE	415						

New Cross Turnout 33.4%*No change*

Dacres, Brenda*	LAB	2,808
Dromey, Joe*	LAB	2,616
Maslin, Paul*	LAB	2,100
Carey Fuller, Andrea E.	GRE	968
Alatise, Solape	CON	340
Barnett, Jerry	LD	319
Sakey, Isaac	CON	315
Chippis, Brian	CON	261
Leimon, Averil	LD	257
Scott, Norval	LD	236

Sydenham

Turnout 39.5%

No change

Best, Chris*	LAB	2,757
Copley, Tom	LAB	2,291
Curran, Liam*	LAB	2,226
Freake, Matt	GRE	1,048
Russell, Jane E.	LD	737
Bays, Anthony W.	CON	725
Squires, Raymond	CON	686
Stevenson, William R.	CON	609
Peake, Arthur P.	LD	427
Sharp, Owen	LD	285

Perry Vale Turnout 39.9%*No change*

Wise, Susan*	LAB	2,581
Paschoud, John*	LAB	2,548
Sheikh, Sakina	LAB	2,327
Catuneanu, Ion	GRE	1,089
Feakes, Alex	LD	755
Coombs, Martin	CON	585
Sarmiento-Mirwaldt, Katja	LD	556
Lawrence, Bettina J.E.	CON	497
Town, Bill	LD	457
French, Ross F.	CON	430

Telegraph Hill

Turnout 38.9%

No change

Millbank, Joan*	LAB	3,069
Bell, Paul*	LAB	2,910
Sorba, Luke*	LAB	2,643
Wiles, Jess	GRE	1,168
Baum, Cheryl	LD	443
Fatukasi, Ade	LD	362
Smith, Jem	LD	316
Blackmore, Ben	CON	287
Joseph, Rachel L.	CON	273
Kennedy Harper, Tristram J.	CON	262
Lloyd, John R.	AGS	209

Rushey Green Turnout 35.3%*No change*

Krupski, Louise	LAB	2,285
Walsh, James-J*	LAB	2,063
Muldoon, John M.*	LAB	2,041
Miller, Cath	GRE	529
Keogh, Mike	GRE	429
Stell, Ian M.	CON	362
Degen, Heidi	LD	339
Gut-Nidecka, Jolanta B.	DP	339
Sweeney, John F.M.	CON	280
Weatherall, Neil C.	CON	275
Crozier, George A.	LD	253
Edwards, Tracy	TUSC	253
McIlwraith, Andrew J.	LD	233
Hawkins, Matt	GRE	109
Beadle, Andy	TUSC	82
Rumney, Steven P.	TUSC	74

Whitefoot

Turnout 31.9%

No change

Daby, Janet*	LAB	2,094
Ingleby, Mark*	LAB	1,947
Slater, Jonathan*	LAB	1,578
Buffham, Peter E.	CON	519
Lee, Andrew J.	CON	474
Lewis, Roger O.	CON	383
Hurst, Janet	LD	324
Howell, Gerry	GRE	297
Morris, Mark	LD	236
Naidu, Vijay	LD	163

By-elections

Bellingham	Turnout 16.3%	
<i>21 July 2016</i>	<i>No change</i>	
Hordijkeno, Sue	LAB	940
Archer, Ross K.	CON	302
Veasey, Ed	LD	180
Hamilton, David	LPBP	129
Smith, Edwin F.	UKIP	104
<i>Resignation of Ibitson, Ami (LAB)</i>		

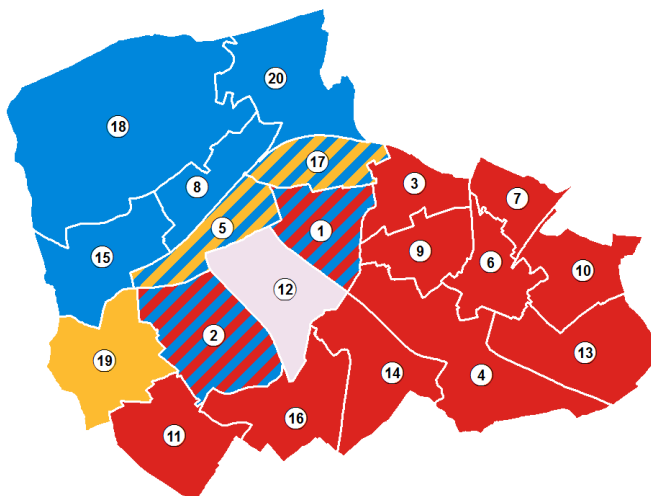
Brockley	Turnout 19.9%	
<i>13 October 2016</i>	<i>No change</i>	
McGeevor, Sophie E.	LAB	1,190
Phipps, Claire L.	GRE	631
Dean, Bobby	LD	259
Hughes, Andrew D.	CON	195
Manson-Jones, Rebecca	WEP	173
Waine, Hugh	UKIP	33
<i>Resignation of Kennedy, Alicia P. (LAB)</i>		

Evelyn	Turnout 16.5%	
<i>13 October 2016</i>	<i>No change</i>	
Jacca, Joyce	LAB	1,028
Barron-Woolford, Ray	LPBP	314
Clark, James	CON	183
Barkwith, Scott G.	IND	173
Carey Fuller, Andrea	GRE	119
Salek, Lucy V.	LD	107
<i>Death of Onuegbu, Crada (LAB)</i>		

Merton

Labour administration

1	Abbey	11	Lower Morden
2	Cannon Hill	12	Merton Park
3	Colliers Wood	13	Pollards Hill
4	Cricket Green	14	Ravensbury
5	Dundonald	15	Raynes Park
6	Figge's Marsh	16	St. Hellier
7	Graveney	17	Trinity
8	Hillside	18	Village
9	Lavendar Fields	19	West Barnes
10	Longthornton	20	Wimbledon Park



■ Conservative
 ■ Labour
 ■ Liberal Democrat
 ■ Residents Association

State of the Parties, 1964-2018

	CON	LAB	LD	Other	Total
3.5.18	17	34	6	3	60
22.5.14	20	36	1	3	60
6.5.10	27	28	2	3	60
4.5.06	30	27	-	3	60
2.5.02	25	32	-	3	60
7.5.98	12	39	3	3	57
5.5.94	10	40	3	4	57
3.5.90	22	29	-	6	57
8.5.86	29	25	-	3	57
6.5.82	44	13	-	-	57
4.5.78	39	15	-	3	57
4.5.74	29	22	-	3	54
13.5.71	21	29	-	4	54
9.5.68	46	4	-	4	54
7.5.64	25	26	-	3	54

% share of the poll, 1964-2018

	% poll	CON	LAB	LD	Other
3.5.18	41.1	29.9	44.6	13.9	11.5
22.5.14	41.3	27.6	43.4	9.6	19.3
6.5.10	66.3	32.8	35.3	20.5	11.4
4.5.06	42.9	40.1	31.3	15.5	13.2
2.5.02	34.2	34.5	33.7	14.2	17.7
7.5.98	38.0	30.5	41.7	16.1	11.7
5.5.94	49.5	27.5	44.9	13.8	13.7
3.5.90	53.7	38.5	40.0	6.0	15.5
8.5.86	49.8	40.2	35.5	20.9	3.4
6.5.82	47.5	50.9	25.8	21.5	1.8
4.5.78	46.4	52.6	34.7	8.3	4.4
4.5.74	42.1	47.3	37.4	11.5	3.8
13.5.71	41.6	44.0	49.0	3.3	3.8
9.5.68	39.9	60.6	25.9	8.1	5.4
7.5.64	45.3	41.8	42.8	8.8	6.6

General Statistics

		Merton	London
Electorate	May 2018	151,176	5,962,160
	May 2014	148,839	5,878,824
Resident population aged 18 and over	Mid 2018	161,100	6,966,400
	Mid 2014	157,900	6,617,600
Estimated % unemployed	2017/18	4.0	5.0
	2013/14	6.6	8.4
Band 'D' council tax	May 2018	£1,420	£1,350
	May 2014	£1,410	£1,302

% share of the poll

	Date	% Poll	CON	LAB	LD	GRE	UKIP	IND	REA	Others
Abbey	3.5.18	44.6	41.9	41.7	14.2	-	-	-	-	2.3
	22.5.14	43.4	30.5	44.0	6.1	12.1	7.4	-	-	-
Cannon Hill	3.5.18	50.1	42.8	43.8	9.5	-	3.9	-	-	-
	22.5.14	49.3	32.1	45.5	5.7	-	16.6	-	-	-
Colliers Wood	3.5.18	37.9	15.4	64.5	7.5	12.6	-	-	-	-
	22.5.14	37.5	19.8	52.1	7.3	16.7	-	-	-	4.1
Cricket Green	3.5.18	34.2	13.3	67.2	6.2	8.3	-	-	-	5.0
	22.5.14	40.1	13.9	69.9	4.8	-	-	-	-	11.4
Dundonald	3.5.18	51.1	36.3	15.3	39.2	9.2	-	-	-	-
	22.5.14	44.7	44.4	22.5	25.6	-	7.6	-	-	-
Figge's Marsh	3.5.18	36.3	13.0	82.1	4.9	-	-	-	-	-
	5.5.16	47.0	11.5	73.5	3.5	4.8	6.6	-	-	-
	22.5.14	37.8	13.6	80.3	6.1	-	-	-	-	-
Graveney	3.5.18	37.4	12.0	80.8	7.2	-	-	-	-	-
	22.5.14	38.8	13.6	74.7	7.4	-	-	-	-	4.3
Hillside	3.5.18	40.1	56.5	23.6	19.9	-	-	-	-	-
	22.5.14	38.2	49.6	22.7	14.5	-	13.2	-	-	-
Lavender Fields	3.5.18	30.1	11.9	69.3	6.9	11.9	-	-	-	-
	22.5.14	33.2	11.6	63.0	9.0	-	16.4	-	-	-
Longthornton	3.5.18	33.5	16.9	78.3	4.8	-	-	-	-	-
	22.5.14	38.0	20.7	72.3	7.0	-	-	-	-	-
Lower Morden	3.5.18	45.0	38.1	50.7	5.2	6.0	-	-	-	-
	22.5.14	49.9	28.3	46.5	4.7	-	20.5	-	-	-
Merton Park	3.5.18	49.7	14.7	16.9	5.6	9.7	-	-	53.1	-
	22.5.14	47.4	16.4	15.8	4.1	-	-	-	63.7	-
Pollards Hill	3.5.18	33.9	13.6	82.3	4.0	-	-	-	-	-
	22.5.14	38.0	11.2	68.0	5.1	-	15.7	-	-	-
Ravensbury	3.5.18	36.7	11.9	62.5	4.5	6.5	4.9	9.6	-	-
	22.5.14	40.7	10.8	53.7	6.2	9.8	19.5	-	-	-
Raynes Park	3.5.18	42.0	43.9	24.4	17.1	14.5	-	-	-	-
	22.5.14	41.8	44.1	22.8	15.2	-	10.6	-	-	7.3
St. Helier	3.5.18	32.7	16.4	63.4	5.8	9.0	5.3	-	-	-
	20.7.17	25.2	15.6	74.1	4.8	3.0	2.5	-	-	-
	19.5.16	25.2	13.9	71.0	2.9	2.7	9.4	-	-	-
	22.5.14	38.7	14.2	58.6	6.4	-	20.8	-	-	-
Trinity	3.5.18	48.3	31.5	25.2	31.9	9.6	0.8	-	-	0.9
	22.5.14	39.5	38.5	26.4	9.8	17.1	8.3	-	-	-

**% share of the poll
(continued)**

	Date	% Poll	CON	LAB	LD	GRE	UKIP	IND	REA	Others
Village	3.5.18	46.8	70.2	7.7	12.5	9.5	-	-	-	-
	22.5.14	45.2	64.9	10.2	6.5	8.7	9.7	-	-	-
West Barnes	3.5.18	53.6	33.0	22.5	37.2	7.4	-	-	-	-
	22.5.14	47.0	31.9	14.7	30.1	12.0	11.3	-	-	-
Wimbledon Park	3.5.18	43.4	46.0	24.9	13.5	15.5	-	-	-	-
	22.5.14	39.8	39.2	21.9	9.3	14.4	10.0	-	-	5.2

Results

Abbey	Turnout 44.6%		Cricket Green	Turnout 34.2%	
<i>1 CON gain from LAB</i>			<i>No change</i>		
Stringer, Eleanor L.	LAB	1,476	Lanning, Rebecca A.	LAB	2,054
Benbow, Nigel C.	CON	1,446	Pritchard, Owen	LAB	2,004
Butler, Ben	LAB	1,409	Makin, Russell J.*	LAB	1,994
Vetriano, Emma-Louise	CON	1,399	Watkinson, Gary C.	CON	422
Ranjan, Sivas	CON	1,383	Taylor, Linda J.*	CON	407
Treanor, Dave	LAB	1,323	Sepulveda, Cesar A.	CON	368
Payne, Matthew W.	LD	547	Stanton, Christopher A.	GRE	249
Smith, Barry	LD	464	Bolt, Claire L.	LD	215
Topalis, Panos	LD	419	Castle, Guilliana V.	LD	189
Miloro, Piero	TUSC	77	Bolt, Vincent J.W.	LD	159
			Evans, Kay	DVP	151
Cannon Hill	Turnout 50.1%		Dundonald	Turnout 51.1%	
<i>1 CON gain from LAB</i>			<i>2 LD gains from CON</i>		
McLean, Nicholas M.	CON	1,644	Fairclough, Anthony J.	LD	1,576
Cowper, Pauline U.*	LAB	1,642	McGrath, Simon	LD	1,389
Kenny, Mark	LAB	1,636	Dean, David T.*	CON	1,361
Paterson, Michael C.J.	CON	1,562	Bull, Michael M.*	CON	1,301
Rahman, Muhammod M.	LAB	1,445	Tippett-Cooper, John	LD	1,299
Todd, Harry J.	CON	1,406	Grocott, Suzanne E.*	CON	1,284
Cooper, Geoff	LD	411	Busbridge, Wayne	LAB	594
Dresselaers, Klaar	LD	313	Johnston, Daniel S.	LAB	549
Malik, Cosette	LD	303	Ngoy, Bupe	LAB	517
Mills, Andrew T.	UKIP	141	Wood, David Clive	GRE	332
Colliers Wood	Turnout 37.9%		Figge's Marsh	Turnout 36.3%	
<i>No change</i>			<i>No change</i>		
Attawar, Laxmi*	LAB	1,908	Akyigyina, Agatha*	LAB	2,457
Cooper-Marbiah, Caroline M.*	LAB	1,824	Stanford, Geraldine P.*	LAB	2,361
Ward, Dave	LAB	1,812	Brunt, Mike*	LAB	2,313
Austin, Max D.	CON	465	Gregory, Charlie	CON	380
Hammond, Sally P.	CON	434	Badenoch, Hamish A.*	CON	378
Miller, Krystal L.	CON	424	Hardwick, Marina	CON	369
Green, Kenneth	GRE	413	Busby-Cartwright-Owen, David	LD	187
Edwards, Harriet	GRE	389	Patton, Eliane	LD	125
Barraball, Charles	GRE	285	Gamba, Giorgia	LD	115
Robertson, Emily J.	LD	232			
Finlayson, Brigid E.	LD	206			
Gupta, Shipra	LD	204			

Graveney Turnout 37.4%*No change*

Kirby, Linda C.*	LAB	2,181
Dehaney, John*	LAB	2,139
Byers, Tobin*	LAB	2,080
Kyalya, Maureen	CON	324
Chirico, Charlie*	CON	319
Moulton, Thomas S.G.	CON	304
Taylor, Luke A.	LD	246
Weber, Sarah	LD	179
Mukadam, Quresh S.	LD	149

Hillside Turnout 40.1%*No change*

Williams, David T.*	CON	1,427
Holden, Daniel S.*	CON	1,425
Simpson, David W.*	CON	1,391
Archer, Joseph D.	LAB	614
Barnes, David W.	LAB	593
Jones, Philip M.*	LAB	567
MacArthur, Samantha	LD	565
Williams, Richard G.	LD	491
Sanders, Nicholas J.	LD	435

Lavender Fields Turnout 30.1%*No change*

Allison, Mark G.*	LAB	1,711
Macauley, Edith J.*	LAB	1,664
Christie, Billy	LAB	1,637
Hammond, Alice S.J.	CON	308
Crush, Jay	CON	295
McKeever, Stephen	GRE	287
Sawer, David J.	CON	257
Barker, Elizabeth J.	LD	206
Jeanes, Mary-Jane*	LD	165
Oxford, Christopher A.	LD	127

Longthornton Turnout 33.5%*No change*

Fraser, Brenda L.*	LAB	2,048
Chung, David A.*	LAB	1,981
Skeete, Marsie V.*	LAB	1,914
Borthwick, Peter C.T.	CON	447
McAlister, Sarah J.B.	CON	441
Telford, John B.	CON	393
Norbrook, Hamish T.E.	LD	129
Beheshtizadeh, Kaweh	LD	126
Fletcher, Benedict I.S.	LD	111

Lower Morden

Turnout 45.0%

No change

Kenny, Sally I.*	LAB	1,634
Anderson, Stan C.*	LAB	1,632
Curtin, Mary A.*	LAB	1,588
Groves, Maurice	CON	1,294
Kirby, Geraldine V.M.	CON	1,248
Qureshi, Hamna H.	CON	1,098
Thurston, Alban G.	GRE	191
Ashraf, Asif	LD	188
Blanchard, Anne B.	LD	169
Luck, Gabriel	LD	141

Merton Park

Turnout 49.7%

No change

Southgate, Peter W.*	REA	2,034
Foley, Edward W.*	REA	1,981
Wilkinson, Dickie	REA	1,883
Eubanks, Mervin	LAB	644
Sherwood, Liz	LAB	622
Mannion, Michael	LAB	613
Cunningham, Andrew H.W.	CON	574
Gunn, Alastair J.	CON	547
Ross, Asher R.	CON	511
Brooks, Rachel	GRE	360
Braithwaite, John M.	LD	269
Harbron, Stephen K.	LD	186
Ling, Philip	LD	172

Pollards Hill

Turnout 33.9%

No change

Henry, Joan*	LAB	2,214
Mundy, Aidan M.	LAB	2,140
Whelton, Martin J.*	LAB	2,119
Mitchell, Beth	CON	382
Prior, Rachel G.	CON	346
Ormrod, Michael	CON	344
Maddison, Emma	LD	122
Burch, Duncan J.	LD	118
Reiss, Tony	LD	76

Ravensbury			Trinity		
Turnout 36.7%			Turnout 48.3%		
<i>No change</i>			<i>1 LD gain from CON</i>		
Alambritis, Stephen*	LAB	1,892	Kohler, Paul C.	LD	1,279
Irons, Natasha D.	LAB	1,793	Holmes, James D.R.*	CON	1,199
McCabe, Peter J.*	LAB	1,742	Ormrod, Hayley E.	CON	1,196
Gjeta, Anton	CON	354	Kohler, Tamara X.J.	LD	1,156
Nelles, Henry R.L.	CON	353	Hackforth-Jones, Richard D.	LD	1,117
Page, Daniel J.	CON	328	Latif, Abdul*	CON	1,116
Gale, Mark	IND	303	Hooper, Becky	LAB	1,023
Holt, Christopher M.	IND	279	Barnett, Ryan S.	LAB	935
Wilson, Tracy	IND	254	Hayes, Billy	LAB	852
Killick, Thomas	GRE	187	Matthews, Elizabeth J.	GRE	358
Aghnia, Somayah	LD	148	Moraczewski, Marcin M.	DP	33
Sullivan, Terry	UKIP	143	Scott, Rod	UKIP	30
Harvey, Amanda J.	LD	137			
Shillito, Richard A.	LD	107			
Raynes Park			Village		
Turnout 42.0%			Turnout 46.8%		
<i>No change</i>			<i>No change</i>		
Crowe, Stephen P.*	CON	1,486	Barlow, Thomas J.	CON	2,206
Bush, Adam*	CON	1,470	Howard, Andrew G.E.	CON	2,160
Bush, Omar	CON	1,351	Latif, Amer N.	CON	2,094
Gardner, Clare	LAB	897	Bucknall, Susan	LD	407
Antenen, Clare	LAB	799	Bradman, Dan	LD	404
McGinity, Peter	LAB	695	Forshaw, Hugo J.	LD	341
Lewis, Martin E.	LD	583	Wood, Lisa F.	GRE	292
Tourle, David E.	LD	553	Bentley-Dingwall, Maria P.	LAB	287
Vella, Vivian	LD	542	Ocansey, Teresa	LAB	221
Timpson, Sonja N.	GRE	475	Ocansey, Charles K.F.	LAB	203
St. Helier			West Barnes		
Turnout 32.7%			Turnout 53.6%		
<i>No change</i>			<i>2 LD gains from CON</i>		
Braund, Kelly M.*	LAB	1,809	Bailey, Eloise	LD	1,624
Pearce, Dennis*	LAB	1,724	Bokhari, Hina	LD	1,534
Draper, Nicholas G.	LAB	1,671	Quilliam, Carl O.J.	LD	1,454
Gretton, Sandy	CON	479	Lewis-Lavender, Gilli*	CON	1,419
Hutchings, Raymond W.	CON	456	Lewis-Lavender, Brian E.*	CON	1,380
Kwilecki, Nick	CON	414	Lohendran, Logie	CON	1,292
Maslin, Philippa Z.	GRE	245	Charles, Caroline M.	LAB	976
Lowing, Matthew G.	LD	194	Moses, Rebecca A.A.	LAB	935
Harris, Nicholas P.	LD	178	Atcha, Abdul A.	LAB	880
Grahame, Bob	UKIP	145	Cunningham, Conal E.	GRE	304
Parritt, Simon W.	LD	107			

Wimbledon Park Turnout 43.4%*No change*

Moulton, Oonagh J.*	CON	1,822
Howard, Janice M.E.*	CON	1,792
Gretton, Ed	CON	1,748
Constant, Hugh D.P.	LAB	1,021
Treanor, Pam	LAB	996
Daniels, Terry	LAB	886
Boyd, Juliet D.	GRE	603
Goodchild, Robin N.	LD	536
Watt, Victoria J.	LD	525
Tanqueray, J.B.	LD	509

By-elections**Figge's Marsh** Turnout 47.0%*05 May 2016**No change*

Brunt, Mike	LAB	2,824
Qureshi, Hamna	CON	443
Mills, Andrew T.	UKIP	254
Homer, Penelope J.	GRE	184
Waitt, Rachel A.	LD	136

*Resignation of Walker, Peter (LAB)***St. Helier**

Turnout 25.0%

*20 July 2017**No change*

Braund, Kelly M.	LAB	1,508
Kirby, Geraldine V. M.	CON	318
Cooper, Geoff	LD	98
Maslin, Phillipa Z.	GRE	61
Grahame, Bob	UKIP	50

*Resignation of Uddin, Imran (LAB)***St. Helier** Turnout 25.2%*19 May 2016**No change*

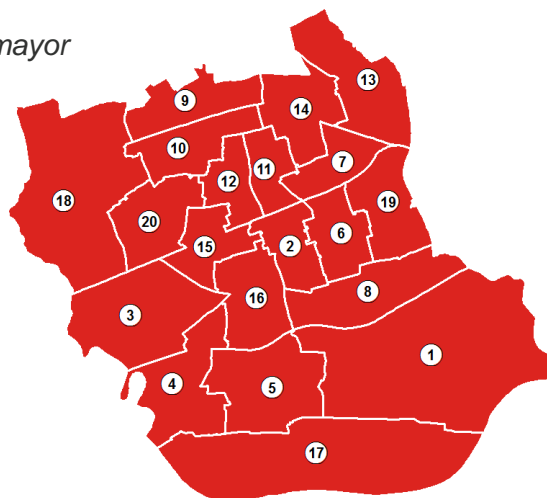
Neil, Jerome	LAB	1,436
Edwards, Susan	CON	282
Hilton, Richard A.	UKIP	191
Ashraf, Asif	LD	59
Barraball, John C.	GRE	55

Death of Martin, Maxi (LAB)

Newham

Labour administration - Labour directly elected mayor

1	Beckton	11	Green Street East
2	Boleyn	12	Green Street West
3	Canning Town North	13	Little Ilford
4	Canning Town South	14	Manor Park
5	Custom House	15	Plaistow North
6	East Ham Central	16	Plaistow South
7	East Ham North	17	Royal Docks
8	East Ham South	18	Stratford and New Town
9	Forest Gate North	19	Wall End
10	Forest Gate South	20	West Ham



Labour

State of the Parties, 1964-2018

	CON	LAB	LD	Other	Total
3.5.18	-	60	-	-	60
22.5.14	-	60	-	-	60
6.5.10	-	60	-	-	60
4.5.06	-	54	-	6	60
2.5.02	-	59	-	1	60
7.5.98	-	60	-	-	60
5.5.94	-	59	1	-	60
3.5.90	2	57	1	-	60
8.5.86	-	60	-	-	60
6.5.82	-	54	6	-	60
4.5.78	-	57	-	3	60
4.5.74	-	51	-	9	60
13.5.71	-	53	-	7	60
9.5.68	6	30	3	21	60
7.5.64	-	50	-	10	60

% share of the poll, 1964-2018

	% poll	CON	LAB	LD	Other
3.5.18	35.8	13.5	68.0	6.0	12.5
22.5.14	40.5	22.2	60.6	3.6	13.6
6.5.10	52.7	17.6	62.8	4.2	15.4
4.5.06	34.6	13.6	41.9	2.9	41.7
2.5.02	27.0	20.2	48.3	4.1	27.5
7.5.98	28.4	17.1	56.0	8.1	18.8
5.5.94	37.6	20.1	56.6	11.5	11.9
3.5.90	36.5	24.0	55.5	7.4	13.1
8.5.86	34.9	18.0	58.5	21.0	2.5
6.5.82	31.4	10.7	54.8	28.9	5.6
4.5.78	31.1	18.0	62.5	-	19.5
4.5.74	22.5	9.3	63.5	4.4	22.8
13.5.71	29.4	8.1	66.0	2.7	23.3
9.5.68	25.1	17.2	40.5	6.3	36.0
7.5.64	27.9	6.1	61.6	15.4	16.9

General Statistics

		Newham	London
Electorate	May 2018	207,461	5,962,160
	May 2014	194,895	5,878,824
Resident population aged 18 and over	Mid 2018	265,000	6,966,400
	Mid 2014	241,800	6,617,600
Estimated % unemployed	2017/18	5.5	5.0
	2013/14	11.1	8.4
Band 'D' council tax	May 2018	£1,245	£1,350
	May 2014	£1,249	£1,302

% share of the poll

	Date	% Poll	CON	LAB	LD	GRE	UKIP	IND	REA	Others
Beckton	3.5.18	29.0	11.6	51.1	-	13.4	-	18.8	-	5.0
	<i>11.9.14</i>	<i>18.9</i>	<i>29.6</i>	<i>51.0</i>	<i>2.2</i>	<i>3.5</i>	<i>10.9</i>	-	-	<i>2.7</i>
	22.5.14	31.8	28.7	63.7	-	-	-	-	-	7.6
Boleyn	3.5.18	38.9	14.7	73.6	-	11.7	-	-	-	-
	<i>3.12.15</i>	<i>20.9</i>	<i>8.6</i>	<i>72.1</i>	<i>9.1</i>	<i>5.9</i>	<i>3.9</i>	<i>0.5</i>	-	-
	22.5.14	44.0	20.6	64.0	-	-	-	-	-	15.3
Canning Town North	3.5.18	31.6	11.9	71.9	-	-	8.0	-	-	8.2
	22.5.14	35.9	15.9	58.2	-	-	19.1	-	-	6.8
Canning Town South	3.5.18	28.2	14.6	52.4	15.4	12.9	-	-	-	4.7
	22.5.14	33.0	16.7	53.2	-	-	20.7	-	-	9.5
Custom House	3.5.18	28.8	14.8	70.2	-	-	-	-	-	15.1
	22.5.14	32.2	13.8	54.3	-	-	19.3	-	-	12.7
East Ham Central	3.5.18	39.6	13.4	79.2	-	-	-	-	-	7.4
	22.5.14	42.5	26.8	60.2	5.4	-	-	-	-	7.5
East Ham North	3.5.18	45.2	24.1	69.8	6.0	-	-	-	-	-
	22.5.14	52.0	28.0	55.3	10.0	-	-	-	-	6.7
East Ham South	3.5.18	38.2	15.0	77.1	-	-	-	-	-	7.8
	22.5.14	42.5	22.7	62.7	-	-	-	-	-	14.6
Forest Gate North	3.5.18	37.8	8.4	62.0	10.8	18.8	-	-	-	-
	<i>14.7.16</i>	<i>21.4</i>	<i>13.8</i>	<i>52.5</i>	<i>2.6</i>	<i>31.1</i>	-	-	-	-
	22.5.14	38.7	13.2	57.0	5.4	14.6	-	-	-	9.9
Forest Gate South	3.5.18	35.4	9.6	63.0	8.5	15.0	-	-	-	4.0
	22.5.14	39.1	23.4	55.5	7.7	-	-	2.7	-	10.7
Green Street East	3.5.18	42.6	16.1	83.9	-	-	-	-	-	-
	22.5.14	48.8	28.2	58.3	-	-	6.4	-	-	7.2
Green Street West	3.5.18	41.2	19.5	80.5	-	-	-	-	-	-
	22.5.14	49.1	26.4	62.3	-	-	-	2.1	-	9.2
Little Ilford	3.5.18	36.9	11.6	88.4	-	-	-	-	-	-
	22.5.14	45.5	19.9	70.9	5.7	-	-	-	-	3.5
Manor Park	3.5.18	40.3	7.9	73.9	8.3	9.9	-	-	-	-
	22.5.14	41.9	23.9	70.5	-	-	-	-	-	5.6
Plaistow North	3.5.18	37.9	11.1	70.2	11.6	-	-	-	-	7.1
	22.5.14	41.1	23.9	63.7	7.0	-	-	-	-	5.4
Plaistow South	3.5.18	35.8	13.2	60.7	10.3	9.8	-	-	-	6.0
	22.5.14	38.8	19.8	55.1	5.9	-	11.5	-	-	7.6
Royal Docks	3.5.18	29.0	16.3	49.4	11.8	-	-	13.3	-	9.2
	22.5.14	33.6	21.9	57.6	-	-	15.9	-	-	4.7

**% share of the poll
(continued)**

	Date	% Poll	CON	LAB	LD	GRE	UKIP	IND	REA	Others
Stratford and New Town	3.5.18	29.6	10.5	52.7	16.4	17.7	-	-	-	2.7
	7.5.15	<i>n/a</i>	21.9	56.7	-	14.4	5.0	-	-	2.1
	22.5.14	33.6	21.2	73.7	-	-	-	-	-	5.2
Wall End	3.5.18	43.2	17.9	74.8	-	-	-	-	-	7.2
	22.5.14	49.1	25.6	57.0	10.9	-	-	3.6	-	2.9
West Ham	3.5.18	33.8	11.1	63.0	9.8	11.4	-	-	-	4.8
	22.5.14	36.5	16.1	59.4	7.8	-	11.5	-	-	5.2

Results

Beckton	Turnout 29.0%		Canning Town South	Turnout 28.2%
<i>No change</i>			<i>No change</i>	
Asser, James E.	LAB	1,722	Griffiths, Alan*	LAB 1,991
Chowdhury, Ayesha*	LAB	1,717	Dasgupta, Rohit K.	LAB 1,965
Wilson, Tonii*	LAB	1,445	Guaña, Belgica	LAB 1,693
Ahmed, Syed H.	IND	598	Pooler, Marc J.	CON 643
Lindl, Joshua D.	CON	454	Seymour, Mark	CON 559
Lithgow, Jane A.	GRE	428	Carey, Caroline R.	LD 552
Nasmyth, Constance	CON	359	Keeling, Daniel J.	GRE 464
Obasi, Emmanuel	CON	296	Tousi, Mahyar	CON 378
Taylor, June	CPA	193	Laing, Myrtle V.	CPA 222
Olaiya, Alice	CPA	144	Swarna, Sharmila S.	CPA 145
Dunkwu, Chike	CPA	142	Namwanje, Rosette P.	CPA 144
Boleyn	Turnout 38.9%		Custom House	Turnout 28.8%
<i>No change</i>			<i>No change</i>	
Kitchen, Genevieve V.	LAB	2,824	Holland, Patricia M.*	LAB 1,775
Oakeshott, Veronica*	LAB	2,544	Beckles, James A.*	LAB 1,655
Virdee, Harvinder S.*	LAB	2,280	Ruiz, Sarah J.	LAB 1,458
Karim, Md F.	CON	693	Garrett, Nicole R.	CON 414
Rahman, Sayadur	CON	450	Roll-Pickering, Timothy C.	CON 312
Lynch, Helen K.	GRE	405	Mwanga, Akram	CON 302
Meaby, Khatija S.B.	CON	384	Oxley, Daniel C.	DVP 190
			McKenzie, Kay	DVP 182
			Owusu-Addai, Cynthia	CPA 173
			Banjoko, Paul	CPA 169
			Shedowo, Bidemi L.	CPA 149
Canning Town North	Turnout 31.6%		East Ham Central	Turnout 39.6%
<i>No change</i>			<i>No change</i>	
Easter, Ann R.*	LAB	2,586	Marriott, Julianne*	LAB 2,939
Mohammed, Shaban	LAB	2,282	Siddiqah, Aisha	LAB 2,819
Tohoura, Delphine G.	LAB	2,010	Thekkeppurayil, Karunakaran S.	LAB 2,568
Faqai, Ahmed O.S.	CON	406	Ahmed, Rafeh	CON 507
Marah, Maxwell L.	CON	395	Bal, Bishwajit	CON 475
Nabudde, Rachel	CON	341	Banglawala, Sabir I.A.	CON 427
Kumalinga, Chishala T.	CPA	319	Anthony, Dominic	CPA 326
Craig, Alexander A.	UKIP	263	Chika, Roja	CPA 192
Goodwin, Stuart R.	UKIP	249		
Rani, Babu V.	CPA	204		

East Ham North	Turnout 45.2%
<i>No change</i>	
Gulamussen, Zuber*	LAB 2,726
Blaney, Daniel	LAB 2,627
Nekiwala, Firoza A.*	LAB 2,614
Sharif, Ilyas	CON 994
Azharuddin, Mohammed	CON 992
Kannan, Duraimurugan	CON 763
Akbar, Naveed	LD 230

East Ham South	Turnout 38.2%
<i>No change</i>	
Masters, Susan*	LAB 2,784
Peppiatt, Quintin B.*	LAB 2,471
Shah, Lakmini S.*	LAB 2,286
Rahman, Mostafizur	CON 508
Kabir, Syed K.U.	CON 496
Langley, Aidan L.	CON 466
Finch, Mary	TUSC 255

Forest Gate North	Turnout 37.8%
<i>No change</i>	
Tripp, Rachel E.*	LAB 2,425
Das Gupta, Sasha	LAB 2,346
Islam, Anamul*	LAB 2,070
Higgins, Nathaniel K.S.	GRE 743
Taylor, Frankie-Rose	GRE 729
Spracklin, Michael J.	GRE 606
Moon, Christian	LD 399
Chowdhury, Md A.Q.	CON 327
Maze, Brian I.	CON 314
Islam, Ariful	CON 281

Forest Gate South	Turnout 35.4%
<i>No change</i>	
Patel, Masihullah*	LAB 2,540
Rahman, Tahmina*	LAB 2,510
Vaughan, Winston T.*	LAB 2,485
Barnard, Hugh B.	GRE 600
Edwards, Matthew O.	CON 416
Fox, Michael J.	LD 387
Khan, Shaeb	CON 371
Gradosielska, Alexandra D.	CON 357
Haysey, Madeleine	LD 344
Jones, James	LD 284
Austin, Lois A.	TUSC 158

Green Street East	Turnout 42.6%
<i>No change</i>	
Ali, Muhammad A.	LAB 2,973
Rahman, Mohammed M.	LAB 2,941
Jahan, Nilufa	LAB 2,915
Patel, Kirankumar R.	CON 630
Kinghorn, Matthew A.	CON 593
Rahman, Mohammad A.	CON 469

Green Street West	Turnout 41.2%
<i>No change</i>	
Abdulmuhit, Hanif*	LAB 2,991
Hussain, Mushtaq	LAB 2,715
Khan, Mumtaz	LAB 2,591
Yousaf, Kamran	CON 709
Chishti, Muhammad N.	CON 696
Sheikh, Abdul K.	CON 611

Little Ilford	Turnout 36.9%
<i>No change</i>	
Ahmed, Nazir	LAB 3,039
Mirza, Riaz A.	LAB 2,904
Makwana, Pushpa D.	LAB 2,843
Rahman, Zillor	CON 409
Nandivelugu, Ravindrareddy	CON 381
Uddin, Kashem	CON 359

Manor Park	Turnout 40.3%
<i>No change</i>	
Dawood, Mariam	LAB 3,112
Clark, Ken*	LAB 3,081
Patel, Salim*	LAB 2,810
Jackson, Derek R.	GRE 401
German, Michael J.	LD 338
Hossain, Md A.	CON 333
Khatun, Nasima	CON 318
Amanji, Ibrahim	CON 311

Plaistow North Turnout 37.9%*No change*

Ali, Zulfiqar	LAB	2,737
Laguda, Joy H.*	LAB	2,369
Lee-Phakoe, Daniel	LAB	2,288
Ahmed, Fokoruddin	CON	454
Fisher, Alexander	LD	407
Jahedi, Walye A.	CON	368
Alado, Amelia	CON	352
Jobson, Paul M.	CPA	295
Newman, Winky	CPA	202

Plaistow South Turnout 35.8%*No change*

Lee-Phakoe, Carleene	LAB	2,544
Lofthouse, Jane B.	LAB	2,476
Wilson, Neil J.*	LAB	2,269
Islam, Md N.	CON	573
Firdous, Farhana	CON	517
Miah, Rois	CON	501
Raymond, James	LD	412
Lynch, Edward S.J.	GRE	392
Amar, Flora	CPA	194
Gibson, Earna	CPA	180
Robertson, Hugh	COM	52

Royal Docks Turnout 29.0%*No change*

Brayshaw, Stephen E.*	LAB	1,421
Murphy, Patrick*	LAB	1,315
McAlmont, Anthony B.*	LAB	1,292
Antwi, Mary N.	CON	504
Meaby, Charles R.P.G.	CON	452
Rahman, Ahmedur	CON	372
Murray, Keith J.P.	IND	360
Saiyed, Tahir A.	LD	320
Odiete, Ethel O.	CPA	156
Ivens, James R.S.	TUSC	94

Stratford And New Town Turnout 29.6%*No change*

Garfield, Joshua I.D.	LAB	3,288
Osei, Nareser	LAB	2,970
Paul, Terence M.	LAB	2,825
Evans, Gareth B.	LD	1,195
Nunson, Rachel A.	GRE	1,017
Miller, Sheree V.	LD	848
Rumsby, James A.	LD	790
Kavaliauskas, Andrius	CON	642
Oxley, John M.	CON	635
Shameli, Shardi C.	CON	529
Falana, John	CPA	172
Smith, Esther	CPA	136

Wall End Turnout 43.2%*No change*

Bailey, Jennifer	LAB	2,911
Gangadharan, Omanakutty	LAB	2,885
Hudson, Lester T.*	LAB	2,633
Islam, Mufti A.	CON	701
Khan, Mohammad M.U.	CON	693
Ali, Mohammed	CON	627
Kakumanu, Amalraj	CPA	169
Sell, Hannah S.	TUSC	127
Kakumanu, Shashir R.	CPA	118

West Ham Turnout 33.8%*No change*

Gray, John M.*	LAB	2,284
McLean, Charlene*	LAB	2,188
Whitworth, John C.*	LAB	2,112
Barber, Thomas L.	CON	430
Lyle, Kenneth	GRE	396
Abdullah, Abul K.M.	CON	393
Tuppen, Alexander	LD	341
Pendrous, Natalie L.M.	CON	334
Brown, Sheila I.	CPA	203
Chukwarah, Barbara	CPA	153
Parson, Dieutane	CPA	142

By-elections

Beckton	Turnout 18.9%	
<i>11 September 2014</i>	<i>No change</i>	
Wilson, Tonii	LAB	1,006
Ahmed, Syed H.	CON	584
Mears, David	UKIP	215
Lithgow, Jane A.	GRE	70
Thorpe, David	LD	43
Shedowo, Kayode	CPA	33
Dunne, Mark	TUSC	21
<i>Death of Kellaway, Alec J. (LAB)</i>		

Boleyn	Turnout 20.9%	
<i>03 December 2015</i>	<i>No change</i>	
Oakeshott, Veronica	LAB	1,440
Miller, Sheree V.	LD	181
Finndoro-Obasi, Emmanuel	CON	171
Taylor, Frankie-Rose	GRE	117
Mears, David	UKIP	78
Ofori, Diane	IND	10
<i>Death of Fiberesima, Charity (LAB)</i>		

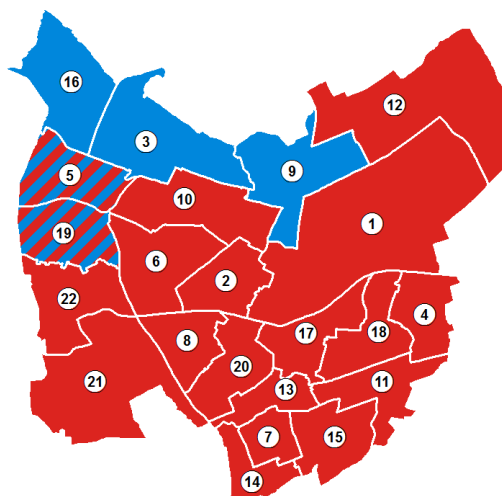
Forest Gate North	Turnout 21.4%	
<i>14 July 2016</i>	<i>No change</i>	
Islam, Anamul	LAB	1,150
Whitebread, Elisabeth J.	GRE	681
Oxley, John	CON	301
Rumsby, James A.	LD	57
<i>Resignation of Robinson, Ellie (LAB)</i>		

Stratford and New Town	Turnout 21.4%	
<i>07 May 2015</i>	<i>No change</i>	
McLean, Charlene*	LAB	4,607
Gass, Matthew	CON	1,778
Anderson, Isabelle C.	GRE	1,170
McKenzie, Jamie R.	UKIP	403
Mettle, Joe	CPA	99
Severn, Bob	TUSC	70
<i>Disqualification of Mclean, Charlene (LAB)</i>		

Redbridge

Labour administration

- | | |
|----------------|---------------------|
| 1 Aldborough | 12 Hainault |
| 2 Barkingside | 13 Ilford Town |
| 3 Bridge | 14 Loxford |
| 4 Chadwell | 15 Mayfield |
| 5 Churchfields | 16 Monkhamms |
| 6 Clayhall | 17 Newbury |
| 7 Clementswood | 18 Seven Kings |
| 8 Cranbrook | 19 South Woodford |
| 9 Fairlop | 20 Valentines |
| 10 Fullwell | 21 Wanstead Park |
| 11 Goodmayes | 22 Wanstead Village |



■ Conservative ■ Labour

State of the Parties, 1964-2018

	CON	LAB	LD	Other	Total
3.5.18	12	51	-	-	63
22.5.14	25	35	3	-	63
6.5.10	30	26	7	-	63
4.5.06	34	19	9	1	63
2.5.02	33	21	9	-	63
7.5.98	23	30	9	-	62
5.5.94	24	29	9	-	62
3.5.90	42	18	3	-	63
8.5.86	45	17	1	-	63
6.5.82	51	12	-	-	63
4.5.78	50	13	-	-	63
4.5.74	45	15	-	-	60
13.5.71	42	18	-	-	60
9.5.68	55	5	-	-	60
7.5.64	45	15	-	-	60

% share of the poll, 1964-2018

	% poll	CON	LAB	LD	Other
3.5.18	38.8	34.2	55.9	5.1	4.8
22.5.14	39.7	30.5	41.9	10.8	16.9
6.5.10	62.4	35.6	36.0	21.9	6.5
4.5.06	38.4	39.5	29.3	19.2	12.1
2.5.02	34.3	42.1	33.9	18.9	5.1
7.5.98	35.7	38.2	40.9	19.5	1.4
5.5.94	49.3	38.2	39.2	21.5	1.1
3.5.90	48.5	44.0	34.5	11.1	10.3
8.5.86	43.9	47.0	31.6	20.3	1.2
6.5.82	44.6	56.8	23.8	19.3	0.2
4.5.78	43.2	61.2	31.1	6.9	0.8
4.5.74	36.1	51.0	32.8	15.9	0.3
13.5.71	35.5	48.9	39.6	6.9	4.6
9.5.68	35.7	67.5	16.4	11.7	4.4
7.5.64	38.9	46.4	27.1	23.4	3.1

General Statistics

		Redbridge	London
Electorate	May 2018	207,589	5,962,160
	May 2014	211,863	5,878,824
Resident population aged 18 and over	Mid 2018	228,100	6,966,400
	Mid 2014	218,700	6,617,600
Estimated % unemployed	2017/18	4.8	5.0
	2013/14	8.5	8.4
Band 'D' council tax	May 2018	£1,476	£1,350
	May 2014	£1,399	£1,302

% share of the poll											Others
	Date	% Poll	CON	LAB	LD	GRE	UKIP	IND	REA		
Aldborough	3.5.18	39.3	26.8	57.9	-	-	-	-	-	15.3	
	22.5.14	44.9	33.1	42.7	3.9	-	-	-	-	20.3	
Barkingside	3.5.18	44.3	41.1	50.7	-	8.3	-	-	-	-	
	22.5.14	41.9	48.5	42.6	-	-	8.9	-	-	-	
Bridge	3.5.18	36.2	45.8	41.8	-	12.4	-	-	-	-	
	22.5.14	34.8	34.6	24.7	8.4	11.2	21.2	-	-	-	
Chadwell	3.5.18	34.0	24.2	57.3	9.2	9.2	-	-	-	-	
	22.5.14	38.7	22.6	47.0	5.3	14.1	-	11.1	-	-	
Church End	22.5.14	40.4	28.7	17.9	28.8	9.5	11.7	3.4	-	-	
Churchfields	3.5.18	43.2	40.0	36.1	23.9	-	-	-	-	-	
Clayhall	3.5.18	48.6	39.6	56.0	4.4	-	-	-	-	-	
	22.5.14	44.9	45.5	41.9	6.5	-	6.1	-	-	-	
Clementswood	3.5.18	33.3	16.3	83.7	-	-	-	-	-	-	
	22.5.14	35.1	10.4	60.9	17.8	11.0	-	-	-	-	
Cranbrook	3.5.18	41.8	39.3	60.7	-	-	-	-	-	-	
	22.5.14	40.2	40.2	46.6	6.2	-	7.0	-	-	-	
Fairlop	3.5.18	37.2	55.7	37.1	7.1	-	-	-	-	-	
	22.5.14	37.3	41.5	30.6	6.5	-	21.4	-	-	-	
Fullwell	3.5.18	40.5	37.5	52.3	10.3	-	-	-	-	-	
	22.5.14	38.6	32.7	28.6	7.4	-	16.6	14.7	-	-	
Goodmayes	3.5.18	32.9	22.2	77.8	-	-	-	-	-	-	
	22.5.14	38.9	22.6	55.1	13.4	8.9	-	-	-	-	
Hainault	3.5.18	35.4	44.6	55.4	-	-	-	-	-	-	
	22.5.14	34.3	27.3	33.7	4.6	-	25.9	-	-	8.4	
Iford Town	3.5.18	35.8	9.0	71.1	-	-	-	19.9	-	-	
Loxford	3.5.18	31.7	15.6	75.5	-	8.9	-	-	-	-	
	22.5.14	38.8	7.8	57.4	-	-	-	34.8	-	-	
Mayfield	3.5.18	35.1	21.5	78.5	-	-	-	-	-	-	
	22.5.14	39.5	24.7	68.6	6.7	-	-	-	-	-	
Monkhams	3.5.18	42.1	69.9	19.0	11.1	-	-	-	-	-	
	22.5.14	40.1	59.5	13.7	16.0	10.7	-	-	-	-	
Newbury	3.5.18	41.0	28.2	61.7	-	-	-	10.1	-	-	
	22.5.14	39.2	30.9	59.6	9.5	-	-	-	-	-	
Roding	5.5.16	52.4	28.0	40.9	22.0	3.8	4.8	-	-	0.5	
	22.5.14	40.6	24.5	22.1	28.6	9.3	15.5	-	-	-	
Seven Kings	3.5.18	35.0	19.8	80.2	-	-	-	-	-	-	
	22.5.14	39.9	22.4	60.8	16.8	-	-	-	-	-	
Snaresbrook	22.5.14	40.2	43.1	35.2	6.6	15.1	-	-	-	-	
South Woodford	3.5.18	43.5	38.9	36.9	16.1	8.0	-	-	-	-	

% share of the poll

	Date	% Poll	CON	LAB	LD	GRE	UKIP	IND	REA	Others
Valentines	3.5.18	31.6	19.6	72.7	-	-	-	7.6	-	-
	22.5.14	38.7	13.7	43.7	30.6	8.4	-	3.6	-	-
Wanstead	22.5.14	46.9	29.2	36.1	6.2	16.0	12.6	-	-	-
Wanstead Park	3.5.18	48.3	31.9	57.3	10.8	-	-	-	-	-
Wanstead Village	3.5.18	44.5	39.5	43.8	8.5	8.2	-	-	-	-

Results

Aldborough	Turnout 39.3%		Churchfields	Turnout 43.2%	
<i>No change</i>			<i>New ward in 2018</i>		
Howard, John P.*	LAB	2,505	Adams, Stephen K.	CON	1,832
Thiara, Dalbir K.	LAB	2,408	Vasey, Clark E.	CON	1,817
Islam, Jyotsna R.	LAB	2,146	Gomez, Rosa	LAB	1,766
Borkowska, Alicja B.	CON	1,145	Wilson, Alexander J.	CON	1,756
Akram, Kashif	CON	1,130	Taylor, Wendy K.	LAB	1,592
Sukhija, Garry	CON	990	Rahman, Chowdhury H.	LAB	1,520
Walker, Andrew J.	RTU	623	Deakins, Gwyneth E.*	LD	1,163
			Seeff, Geoffrey M.	LD	1,102
			Daykin, Michael R.	LD	960
Barkingside	Turnout 44.3%		Clayhall	Turnout 48.6%	
<i>3 LAB gains from CON</i>			<i>New ward in 2018</i>		
Garfield, Judith A.N.	LAB	2,457	Bhamra, Gurdial S.*	LAB	2,700
Sachs, Martin	LAB	2,365	Bhamra, Sunita K.	LAB	2,588
Noor, Mohammed K.	LAB	2,255	Uddin, Mohammed J.	LAB	2,485
Kissin, Ashley S.*	CON	1,984	Bhanot, Pranav	CON	2,020
Marks, Melvyn W.	CON	1,879	Cole, Robert A.*	CON	1,782
Packer, Karen A.*	CON	1,876	Weinberg, Alan E.*	CON	1,704
Fink, Deborah N.	GRE	385	Holder, Ashburn O.	LD	204
Bridge	Turnout 36.2%		Clementswood	Turnout 33.3%	
<i>New ward in 2018</i>			<i>New ward in 2018</i>		
Canal, Paul*	CON	1,735	Coomb, Helen M.*	LAB	2,378
Boakye-Boateng, Anita	CON	1,714	Javed, Muhammed*	LAB	2,278
Turbefield, Robin A.*	CON	1,605	Hussain, Zulfiqar*	LAB	2,245
Duddridge, Lloyd J. *	LAB	1,593	Cole, Matthew A.	CON	471
Mansfield-Williams, Guy O.	LAB	1,552	Cummins, Christopher M.G.*	CON	443
Taylor, Eleanor A.	LAB	1,470	Holmes, Christopher J.	CON	427
Reynolds, David I.	GRE	456			
Chadwell	Turnout 34.0%		Cranbrook	Turnout 41.8%	
<i>No change</i>			<i>New ward in 2018</i>		
Jones, Bert A.*	LAB	2,279	Ahmed, Chaudhary M.	LAB	2,350
Chaudhry, Hannah A.	LAB	2,183	Ali, Syeda S.	LAB	2,218
Sachs, Anne M.*	LAB	2,057	Bola, Varinder S.*	LAB	2,089
Hearn, Simon A.	CON	997	Chaudhary, Mahboob H.*	CON	1,711
Uddin, Mohammed N.	CON	887	Rome, David G.	CON	1,298
Danescu, Diana	CON	874	Firmstone, Richard D.	CON	1,297
Staight, Gary P.	LD	350			
Tyne, John C.	GRE	350			

Fairlop	Turnout 37.2%	Loxford	Turnout 31.7%
<i>New ward in 2018</i>		<i>No change</i>	
Berlin, Howard J.	CON 2,044	Iqbal, Chaudhary M.	LAB 2,128
Ryan, Joyce E.*	CON 2,011	Jamil, Saira Y.	LAB 2,101
Clark, Ruth K.	CON 1,948	Rashid, Taifur*	LAB 1,993
Chattaway, Robert J.	LAB 1,462	Bostick, Lucy C.	CON 434
Raveendralingam, Nirojan	LAB 1,303	Ahmed, Hasnain	CON 431
Sangani, Krishnan D.C.	LAB 1,232	Speakman, Michael J.	CON 425
Winston, Joel	LD 256	Ali, Syed M.M.	GRE 244
Fullwell	Turnout 40.5%	Mayfield	Turnout 35.1%
<i>New ward in 2018</i>		<i>New ward in 2018</i>	
Solanki, Vanisha S.	LAB 2,432	Athwal, Jasbir S.*	LAB 2,717
Islam, Sajjadul	LAB 2,212	Flint, Kathleen J.*	LAB 2,602
Kothia, Sadiq Y.	LAB 2,129	Parkash, Ayodhiya*	LAB 2,523
Bhattacharjee, Sanjib	CON 1,682	Chowdhry, Wilson	CON 774
Haran, Jeevah D.*	CON 1,673	Halstead, Stuart	CON 761
Manta, Wesley M.B.	CON 1,499	Quddos, Zubeda	CON 619
Black, Dominic J.D.	LD 443		
Goodmayes	Turnout 32.9%	Monkhams	Turnout 42.1%
<i>No change</i>		<i>New ward in 2018</i>	
Chaudhry, Namreen B.	LAB 2,422	Huggett, Linda A.*	CON 2,140
Rai, Charankamal S.	LAB 2,329	Stark, Michael J.*	CON 2,050
Zammett, Neil P.*	LAB 2,260	Rowan, Catherine J.	LAB 579
Ashley, Maureen P.	CON 696	Chowdhury, Tareq	LAB 561
Pastides, Alice P.	CON 658	Hunt, Claire F.	LD 361
Mahal, Rashpinder S.	CON 650	Teahan, Michael H.	LD 306
Hainault	Turnout 35.4%	Newbury	Turnout 41.0%
<i>No change</i>		<i>New ward in 2018</i>	
Emmett, Royston F.*	LAB 1,905	Jeyaranjan, Thavathuray*	LAB 2,280
Santos, Mark A.*	LAB 1,815	Sharma, Dev R.*	LAB 2,246
Hehir, Joseph M.*	LAB 1,744	Norman, Elaine*	LAB 2,230
Chapman, Samuel S.	CON 1,593	Hussain, Afsor	CON 1,235
Kissane, John C.	CON 1,412	Rene, Greta B.	CON 973
Pepe, James A.	CON 1,394	Bains, Baldev S.	CON 887
		Stephens, David L.	IND 484
		Gill, Amritpal S.	IND 254
Iford Town	Turnout 35.8%	Seven Kings	Turnout 35.0%
<i>New ward in 2018</i>		<i>New ward in 2018</i>	
Ahmed, Syeda S.	LAB 1,546	Bellwood, Harold S.	LAB 2,630
Patel, Mohmed S.	LAB 1,518	Littlewood, Robert C.	LAB 2,508
Sharma, Meenakshi	IND 429	Sanger, Sareena	LAB 2,441
Ahsan, Mohsinah	CON 224	Ashraf, Mosheraf M.	CON 706
Olaifa, Olakunle A.	CON 162	Halland, Thor F.P.	CON 586
		Baah-Mensah, Shirley G.	CON 575

South Woodford			Turnout 43.5%			Wanstead Park			Turnout 48.3%		
<i>New ward in 2018</i>						<i>New ward in 2018</i>					
Nolan, Suzanne M.*	CON	1,554	Bain, Sheila A.*	LAB	1,766	Merry, Paul J.*	LAB	1,641	Bennett, Patrick J.	CON	976
Duffell, Michael	CON	1,533							Kagumya Semakula, Richard	CON	919
Brewer, Beverley L.	LAB	1,532							Pallet, Christopher J.	LD	322
Herga, Joel A.	CON	1,508									
Eglin, Gregor J.	LAB	1,439									
Walker, Mark D.	LAB	1,382									
Darby, Natalie R.	LD	709									
Emsley, Paul S.	LD	613									
Pabla, Natasha M.	LD	579									
Burkwood, Lee M.	GRE	355									
Gunstock, Ashley	GRE	339									
Cooper, Barry	GRE	255									
Valentines						Turnout 31.6%					
<i>New ward in 2018</i>						<i>New ward in 2018</i>					
Hatfull, Ross J.*	LAB	2,317	Blackman, Joanna C.	LAB	2,009	Donovan, Paul F.	LAB	1,935	Morgan-Thomas, Daniel H.	LAB	1,764
Chowdhury, Khayer M.R.*	LAB	2,267							Wilding, Scott R.	CON	1,754
Hussain, Farah K.*	LAB	2,105							Dunn, Michelle C.*	CON	1,707
Francis, Andrew D.	CON	739							Wilks, Stephen J.	CON	1,683
Dunkley, George E.	CON	645							Williams, Elisabeth A.	GRE	477
Shubhaker, Undinti D.	CON	421							Acton, Crispin W.	LD	393
Scotland, Barrymore I.	IND	258							Bruck, David R.	LD	349
Reid, Max	IND	211							Csoka, Tony	GRE	301
									Knight, Cedric V.F.	GRE	293

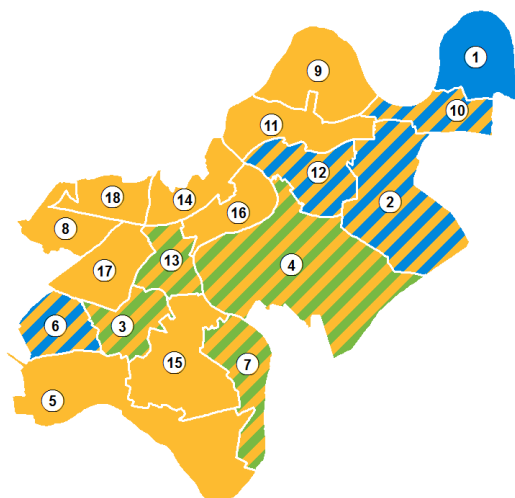
By-elections

Roding			Turnout 52.4%		
<i>05 May 2016</i>			<i>1 LAB gain from CON</i>		
Duddridge, Lloyd J.	LAB	1,832			
Clark, Ruth K.	CON	1,254			
Clare, Richard	LD	983			
Seymour, Jonathon E.	UKIP	216			
Cooper, Barry	GRE	169			
Moore, Marilyn	APP	22			
<i>Resignation of Blaber, Sarah (CON)</i>					

Richmond upon Thames

Liberal Democrat administration

1 Barnes	10 Mortlake and Barnes Common
2 East Sheen	11 North Richmond
3 Fulwell and Hampton Hill	12 South Richmond
4 Ham, Petersham and Richmond Riverside	13 South Twickenham
5 Hampton	14 St. Margaret's and North Twickenham
6 Hampton North	15 Teddington
7 Hampton Wick	16 Twickenham Riverside
8 Heathfield	17 West Twickenham
9 Kew	18 Whiton



■ Conservative
 ■ Liberal Democrat
 ■ Green

State of the Parties, 1964-2018

	CON	LAB	LD	Other	Total
3.5.18	11	-	39	4	54
22.5.14	39	-	15	-	54
6.5.10	30	-	24	-	54
4.5.06	18	-	36	-	54
2.5.02	39	-	15	-	54
7.5.98	14	4	34	-	52
5.5.94	7	2	43	-	52
3.5.90	4	-	48	-	52
8.5.86	3	-	49	-	52
6.5.82	26	-	26	-	52
4.5.78	34	-	18	-	52
4.5.74	36	8	10	-	54
13.5.71	37	14	3	-	54
9.5.68	54	-	-	-	54
7.5.64	41	12	-	1	54

% share of the poll, 1964-2018

	% poll	CON	LAB	LD	Other
3.5.18	51.4	32.2	8.9	45.2	13.7
22.5.14	46.1	39.6	11.0	28.0	21.3
6.5.10	73.0	42.1	9.0	40.1	8.8
4.5.06	51.1	39.0	5.6	44.8	10.6
2.5.02	39.9	44.2	13.8	35.8	6.1
7.5.98	45.0	35.9	20.8	42.4	0.9
5.5.94	55.6	35.2	18.2	46.4	0.3
3.5.90	59.7	34.1	14.4	46.4	5.2
8.5.86	58.9	34.6	12.2	51.9	1.3
6.5.82	59.4	44.0	9.5	45.4	1.1
4.5.78	58.2	46.3	16.0	37.5	0.2
4.5.74	50.7	40.8	27.8	31.1	0.3
13.5.71	45.0	45.0	37.9	15.4	1.7
9.5.68	42.8	61.2	20.1	16.5	2.2
7.5.64	47.5	50.5	31.4	16.8	1.3

General Statistics

		Richmond upon Thames	London
Electorate	May 2018	142,020	5,962,160
	May 2014	138,824	5,878,824
Resident population aged 18 and over	Mid 2018	153,900	6,966,400
	Mid 2014	149,900	6,617,600
Estimated % unemployed	2017/18	3.8	5.0
	2013/14	4.5	8.4
Band 'D' council tax	May 2018	£1,639	£1,350
	May 2014	£1,590	£1,302

% share of the poll										
	Date	% Poll	CON	LAB	LD	GRE	UKIP	IND	REA	Others
Barnes	3.5.18	50.2	41.1	4.0	32.0	22.4	-	-	-	0.6
	22.5.14	43.9	55.8	11.0	18.6	14.6	-	-	-	-
East Sheen	3.5.18	55.2	48.4	5.7	45.9	-	-	-	-	-
	22.5.14	48.8	55.7	10.7	18.6	14.9	-	-	-	-
Fulwell and Hampton Hill	3.5.18	50.6	19.7	5.9	41.5	32.8	-	-	-	-
	22.5.14	44.7	35.7	12.0	37.8	14.6	-	-	-	-
Ham, Petersham and Richmond Riverside	3.5.18	54.0	23.1	5.2	38.2	33.5	-	-	-	-
	22.5.14	50.0	35.0	9.2	35.6	11.5	8.7	-	-	-
Hampton	3.5.18	53.8	36.3	6.5	57.2	-	-	-	-	-
	22.5.14	48.4	30.4	8.9	35.6	12.6	12.5	-	-	-
Hampton North	3.5.18	44.3	43.2	13.4	40.0	-	3.4	-	-	-
	22.5.14	43.4	42.2	11.5	22.7	10.9	12.8	-	-	-
Hampton Wick	3.5.18	52.2	23.3	5.4	42.3	29.0	-	-	-	-
	2.7.15	34.9	39.1	6.7	43.0	8.6	2.5	0.3	-	-
	22.5.14	42.1	48.3	14.2	17.9	19.5	-	-	-	-
Heathfield	3.5.18	50.3	26.3	27.5	42.0	-	4.2	-	-	-
	22.5.14	44.4	28.0	18.5	27.6	8.3	17.5	-	-	-
Kew	3.5.18	53.7	40.5	5.2	54.3	-	-	-	-	-
	22.5.14	52.7	44.2	7.5	31.2	12.2	-	4.9	-	-
Mortlake and Barnes Common	3.5.18	49.3	48.1	8.0	43.9	-	-	-	-	-
	22.5.14	46.4	46.4	9.6	21.3	10.6	-	12.0	-	-
North Richmond	3.5.18	50.7	41.2	14.8	44.0	-	-	-	-	-
	22.5.14	46.2	41.6	10.1	28.3	12.8	7.2	-	-	-
South Richmond	3.5.18	48.7	35.7	5.8	33.5	23.4	1.6	-	-	-
	22.5.14	43.5	48.2	10.2	18.6	15.3	7.7	-	-	-
South Twickenham	3.5.18	53.8	24.8	6.0	41.1	28.1	-	-	-	-
	22.5.14	43.3	43.3	14.2	24.2	18.2	-	-	-	-
St. Margaret's and North Twickenham	3.5.18	52.9	25.3	13.2	57.5	-	-	4.0	-	-
	22.5.14	47.7	30.7	9.2	37.0	14.8	8.2	-	-	-
Teddington	3.5.18	53.2	31.8	8.1	60.1	-	-	-	-	-
	22.5.14	47.8	33.1	9.9	37.1	12.4	7.5	-	-	-
Twickenham Riverside	3.5.18	50.8	26.7	6.2	50.1	-	-	-	-	17.0
	22.5.14	45.9	37.0	10.1	30.7	14.9	7.2	-	-	-
West Twickenham	3.5.18	49.5	26.9	19.0	51.4	-	2.7	-	-	-
	22.5.14	43.3	29.8	13.4	32.5	13.5	10.8	-	-	-
Whitton	3.5.18	51.3	33.4	10.6	46.5	-	-	9.5	-	-
	22.5.14	47.9	31.9	9.9	24.5	7.0	14.6	12.1	-	-

Results

Barnes	Turnout 50.2%	
<i>No change</i>		
Brandreth, Aphra	CON	2,017
Hodgins, Paul C.*	CON	1,919
Palmer, Rita G.S.*	CON	1,895
Emerson, Merlene	LD	1,539
McKee, Anne	LD	1,486
Albon, Nicola J.	GRE	1,058
Enright, Judith F.	LAB	234
Patel, Sachin	LAB	185
Lever, Alec	LAB	153
Buick, Adam J.L.	SP	28

East Sheen	Turnout 55.2%	
<i>1 LD gain from CON</i>		
Marcel, Brian A.*	CON	2,026
Adams, Mona	LD	1,982
Joyce, Seamus	CON	1,979
Thompson, Robert S.*	CON	1,928
Cambridge, Julia	LD	1,927
Heath, James	LD	1,724
Genders, Deborah M.	LAB	276
Oakley, Giles	LAB	244
Woodward, Rowan	LAB	176

Fulwell and Hampton Hill	Turnout 50.6%	
<i>1 GRE gain from CON</i>		
Cardy, Jonathan*	LD	2,497
Hull, Matthew	LD	2,368
Saunders, Monica J.	GRE	1,923
Boyle, Mark A.V.*	CON	1,267
Broughton, Joe	CON	1,194
Shaukat, Saba	CON	1,002
Pickering, Catherine J.	LAB	405
Butters, Jane	LAB	363
Gladstone, Adam S.	LAB	272

Ham, Petersham and Richmond Riverside	Turnout 54.0%	
<i>1 GRE & 1 LD gain from CON</i>		
Frost, Penny	LD	2,344
Richards, Gareth	LD	2,038
Frieze, Andrée M.	GRE	1,917
Loveland, Jean*	CON	1,485
Gezdari, Sara	CON	1,286
Tylecote, Radomir T.	CON	1,204
Baxter, Jed	LAB	313
Keen, Sandra G.	LAB	306
Moran, Danny	LAB	267

Hampton	Turnout 53.8%	
<i>1 LD gain from CON</i>		
Roberts, Gareth*	LD	2,464
Nicholson, Suzette*	LD	2,442
Thomason, Geraint	LD	2,107
Rosser, Tim	CON	1,513
Sale, Petra D.*	CON	1,511
Slinn, Jon	CON	1,421
Bollen, Bob	LAB	316
Mills, Margaret M.T.	LAB	258
Fawcett, Christopher S.	LAB	218

Hampton North	Turnout 44.3%	
<i>1 LD gain from CON</i>		
Coelho, Avril	LD	1,373
Samuel, Geoffrey J.*	CON	1,372
Howard, Kate*	CON	1,337
Seymour, Martin J.*	CON	1,326
Elloy, Jerry*	LD	1,237
Membery, York	LD	1,125
Driscoll, Cathy	LAB	467
Gill, Harpreet K.	LAB	429
Moshi, Philip	LAB	356
Rodwell, Paul D.	UKIP	107

Hampton Wick	Turnout 52.2%	North Richmond	Turnout 50.7%
<i>2 LD & 1 GRE gain from CON</i>		<i>3 LD gains from CON</i>	
Brown, Robin	LD 2,636	Baldwin, Nancy	LD 1,920
Millard, Jim	LD 2,439	Pyne, Richard	LD 1,725
Baxendale, Dylan N.	GRE 1,738	Warren, Richard	LD 1,714
Arbour, Tony*	CON 1,642	Keep, Jane	CON 1,687
Webb, Suzy P	CON 1,280	Speak, Stephen G.M.*	CON 1,671
Harrison, Chris	CON 1,275	Hilder, Jason R.	CON 1,654
Tutchell, Eva	LAB 415	O'Farrell, Fiona	LAB 655
Loewenstein, Caroline A.	LAB 307	Absolon, Thomas C.	LAB 601
Ward, Gerard Elliott	LAB 258	Smith, Maxwell J.	LAB 540
Heathfield	Turnout 50.3%	South Richmond	Turnout 48.7%
<i>2 LD gains from CON</i>		<i>1 LD gain from CON</i>	
Coombs, John*	LD 1,763	Fleming, Pamela A.*	CON 1,921
Pollesche, Lesley	LD 1,560	Buckwell, Peter E.*	CON 1,849
Wilson, Michael	LD 1,507	Newton Dunn, Bill	LD 1,749
Cortes Allsopp, Sergio	LAB 1,093	O'Malley, Thomas*	CON 1,743
Kilsby, Jan	LAB 1,044	Vassileva, Paulina	LD 1,708
Butler, Alan D.*	CON 1,040	Nash, Elizabeth J.	GRE 1,208
Dryja, George E.	CON 1,032	Huggett, Deborah C.	LAB 338
Walia, Ranjeev	LAB 1,025	Makurah, Edwin	LAB 290
Weerasinghe, Buddhi	CON 947	Freedman, Michael	LAB 269
Dul, Peter J.	UKIP 159	Leon, Robert A.	UKIP 81
Kew	Turnout 53.7%	South Twickenham	Turnout 53.8%
<i>3 LD gains from CON</i>		<i>2 LAB & 1 GRE gain from CON</i>	
Burford, J-F	LD 2,503	Mansfield, Katie	LD 2,326
Campanale, Lotte	LD 2,467	Butlin, Michael	LD 2,200
Craigie, Ian	LD 2,308	Bennett, Richard J.	GRE 1,548
Linnette, David R.*	CON 1,870	Head, Clare O.*	CON 1,423
Horner, Monica A.*	CON 1,852	Porter, David R.*	CON 1,357
Metcalfe, Roger S.	CON 1,713	Marlow, David J.*	CON 1,309
Marder, Barnaby	LAB 252	McGawn Lees, Beatriz	LAB 377
Rosenberg, Duska	LAB 238	Low, Sampson E.D.	LAB 330
Smit, René	LAB 202	Walia, Manju	LAB 277
Mortlake and Barnes Common	Turnout 49.3%		
<i>1 LD gain from CON</i>			
Avon, Paul M.*	CON 1,986		
Curran, Gemma L.A.M.	CON 1,901		
Bridges-Westcott, Alice	LD 1,758		
Mack, Tim	CON 1,757		
Catchpole, Tim	LD 1,722		
Dingemans, Michael	LD 1,665		
Atchison, Christina	LAB 379		
Jones, Edward	LAB 282		
Metzger, Maureen	LAB 282		

St. Margaret's and North Twickenham Turnout 52.9%*No change*

Acton, Geoff*	LD	2,718
Khosa, Ben*	LD	2,559
Ehmann, Alexander*	LD	2,528
Edward, Helen M.	CON	1,212
Ikeazor, Nathaniel	CON	1,128
Taylor, Phillip B.	CON	1,087
Evans, Rachel L.	LAB	644
Alexander, Gordon	LAB	595
Hinton, Adam E.	LAB	551
Pangbourne, Thomas C.T.	IND	182

Teddington Turnout 53.2%*No change*

Baker, Richard	LD	2,571
Elengorn, Martin*	LD	2,491
Woodcock, Tim	LD	2,432
Foster, Elizabeth	CON	1,379
Lamb, Simon	CON	1,303
Fitter, Richard J.	CON	1,280
Banaji, Penny	LAB	361
Browning, Neil R.	LAB	339
Creighton, Louise	LAB	314

Twickenham Riverside Turnout 50.8%*3 LD gains from CON*

Neden-Watts, Julia	LD	2,283
Chard, James	LD	2,243
Crouch, Roger	LD	2,009
Chappell, Susan M.*	CON	1,256
Hill, Helen R.*	CON	1,111
Andrews, Alexandre L.	CON	1,110
Rayfield, Caroline F.	WEP	741
Evans, Rhonda	LAB	339
Harley, David	LAB	250
Woolfe, Harvey	LAB	215

West Twickenham Turnout 49.5%*1 LD gain from CON*

Allen, Piers*	LD	2,043
Lee-Parsons, Helen*	LD	2,031
Juriansz, Alan	LD	1,916
Boulton, Jane*	CON	1,141
Nacmanson, Paul E.	CON	1,057
Sogol, Sheba	CON	939
Churchill, Jennifer*	LAB	785
Tanto, Dr Paul	LAB	735
Plastow, John	LAB	693
Sparrow, David	UKIP	105

Whitton Turnout 51.3%*2 LD gains from CON*

Humphreys, Jo	LD	1,935
Jaeger, Liz*	LD	1,768
O'Carroll, Rob	LD	1,648
Elliott, Gareth*	CON	1,365
Lister, Sophie	CON	1,271
Healy, Grant*	CON	1,201
Athwal, Jasmin K.	LAB	448
Hilton, Daniel	LAB	401
Hopkins, Mark P.	LAB	370
Hampartsoumian, Paul W.	IND	365

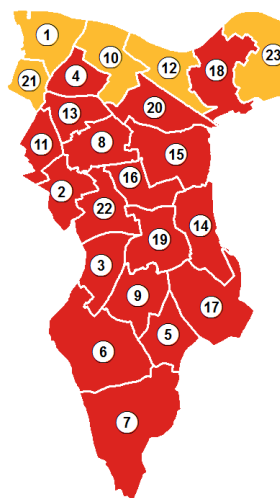
By-elections

Hampton Wick	Turnout 34.9%	
<i>02 July 2015</i>	<i>1 LD gain from CON</i>	
Locke, Geraldine	LD	1,189
Hollis, Jon	CON	1,081
Breslin, Anthony	GRE	237
Tanto, Paul	LAB	185
Naz, Sam	UKIP	69
Lloyd, Michael John	IND	7
<i>Resignation of Mathias, Tania W. (CON)</i>		

Southwark

Labour administration

1	Borough and Bankside	12	North Bermondsey
2	Camberwell Green	13	North Walworth
3	Champion Hill	14	Nunhead and Queen's Road
4	Chaucer	15	Old Kent Road
5	Dulwich Hill	16	Peckham
6	Dulwich Village	17	Peckham Rye
7	Dulwich Wood	18	Rotherhithe
8	Faraday	19	Rye Lane
9	Goose Green	20	South Bermondsey
10	London Bridge and West Bermondsey	21	St. George's
11	Newington	22	St. Giles
		23	Surrey Docks



■ Labour ■ Liberal Democrat

State of the Parties, 1964-2018

	CON	LAB	LD	Other	Total
3.5.18	-	49	14	-	63
22.5.14	2	48	13	-	63
6.5.10	3	35	25	-	63
4.5.06	6	28	28	1	63
2.5.02	5	28	30	-	63
7.5.98	4	33	27	-	64
5.5.94	3	34	27	-	64
3.5.90	6	37	21	-	64
8.5.86	6	43	15	-	64
6.5.82	8	53	-	3	64
4.5.78	8	56	-	-	64
4.5.74	4	56	-	-	60
13.5.71	2	58	-	-	60
9.5.68	27	33	-	-	60
7.5.64	6	54	-	-	60

% share of the poll, 1964-2018

	% poll	CON	LAB	LD	Other
3.5.18	33.6	10.4	52.9	21.5	15.2
22.5.14	36.2	12.4	44.9	18.8	24.0
6.5.10	57.8	16.6	40.4	31.0	12.0
4.5.06	33.7	15.5	38.5	32.4	13.6
2.5.02	26.4	13.0	37.2	38.1	11.8
7.5.98	32.9	12.7	43.5	34.2	9.6
5.5.94	37.5	12.8	46.2	39.7	1.3
3.5.90	39.6	20.1	47.6	25.7	6.6
8.5.86	40.8	18.1	50.7	28.8	2.5
6.5.82	34.3	28.5	43.7	24.2	3.6
4.5.78	32.2	36.0	59.0	3.7	1.4
4.5.74	27.2	19.0	69.3	9.7	2.0
13.5.71	31.1	21.8	77.4	0.0	0.7
9.5.68	23.0	51.6	43.9	2.5	2.0
7.5.64	23.6	23.9	70.6	4.4	1.1

General Statistics

		Southwark	London
Electorate	May 2018	217,724	5,962,160
	May 2014	208,180	5,878,824
Resident population aged 18 and over	Mid 2018	257,100	6,966,400
	Mid 2014	240,800	6,617,600
Estimated % unemployed	2017/18	5.8	5.0
	2013/14	11.1	8.4
Band 'D' council tax	May 2018	£1,257	£1,350
	May 2014	£1,215	£1,302

% share of the poll										Others
	Date	% Poll	CON	LAB	LD	GRE	UKIP	IND	REA	
Borough and Bankside	3.5.18	36.0	8.0	29.7	50.6	5.8	-	-	-	5.9
Brunswick Park	22.5.14	36.2	9.4	56.0	7.0	17.1	-	-	-	10.5
Camberwell Green	3.5.18	30.7	9.4	70.5	6.5	13.6	-	-	-	-
	22.5.14	32.2	7.2	57.4	4.7	11.5	8.4	-	-	10.8
Cathedrals	22.5.14	31.3	11.6	28.9	39.4	11.5	8.6	-	-	-
Champion Hill	3.5.18	32.8	8.0	62.4	11.5	15.1	-	-	-	3.1
Chaucer	3.5.18	28.9	11.0	55.2	23.5	10.3	-	-	-	-
	7.5.15	60.9	15.2	46.5	24.2	8.9	3.8	1.1	-	0.4
	22.5.14	35.0	9.0	40.1	31.3	16.7	-	-	-	2.9
College	5.5.16	51.7	22.8	50.2	15.6	8.3	2.6	-	-	0.6
	22.5.14	46.4	30.8	54.2	5.6	9.4	-	-	-	-
Dulwich Hill	3.5.18	38.9	11.3	61.7	13.0	14.0	-	-	-	-
Dulwich Village	3.5.18	57.2	29.0	37.4	26.8	6.7	-	-	-	-
Dulwich Wood	3.5.18	40.6	21.7	59.6	10.3	8.5	-	-	-	-
East Dulwich	22.5.14	43.4	8.4	33.4	37.5	15.3	5.3	-	-	-
East Walworth	22.5.14	36.0	7.3	48.4	17.3	13.9	-	4.6	-	8.5
Faraday	3.5.18	29.7	8.5	69.9	8.8	12.7	-	-	-	-
	21.1.16	22.9	6.6	60.9	14.5	7.8	5.3	2.7	-	2.2
	22.5.14	32.0	9.1	63.4	5.5	11.1	-	-	-	10.8
Goose Green	3.5.18	44.2	6.8	40.2	24.3	8.6	-	-	-	20.1
Grange	22.5.14	30.9	13.3	28.9	29.9	10.7	14.8	-	-	2.5
Livesey	22.5.14	31.5	6.9	57.8	6.9	10.3	13.8	-	-	4.4
London Bridge and West Bermondsey	14.6.18	28.6	4.0	33.9	53.7	8.4	-	-	-	-
Newington	3.5.18	31.6	8.2	66.2	13.7	11.9	-	-	-	-
	5.5.16	46.0	9.6	59.3	14.5	9.7	5.0	0.9	-	0.9
	22.5.14	40.7	7.1	50.8	22.5	11.5	-	5.2	-	2.8
North Bermondsey	3.5.18	30.7	11.3	30.7	45.1	7.8	3.4	-	-	1.7
North Walworth	3.5.18	29.7	10.0	58.6	14.4	12.4	-	4.6	-	-
Nunhead	22.5.14	34.3	7.9	59.9	5.5	17.0	-	-	-	9.7
Nunhead and Queen's Road	3.5.18	29.4	7.8	70.7	6.3	15.1	-	-	-	-
Old Kent Road	3.5.18	28.0	8.7	66.3	13.4	11.6	-	-	-	-
Peckham	3.5.18	28.0	6.8	77.0	5.7	10.5	-	-	-	-
	22.5.14	31.3	6.0	65.2	4.1	9.8	6.5	-	-	8.4
Peckham Rye	3.5.18	39.7	6.9	55.2	5.7	18.0	-	14.3	-	-
	22.5.14	38.4	14.5	55.8	8.2	19.7	-	-	-	1.8

% share of the poll										
	Date	% Poll	CON	LAB	LD	GRE	UKIP	IND	REA	Others
Riverside	22.5.14	34.1	14.9	18.7	40.6	12.5	11.4	-	-	2.0
Rotherhithe	3.5.18	32.0	10.2	46.1	30.3	13.3	-	-	-	-
	22.5.14	34.8	9.3	35.4	24.3	13.3	15.0	-	-	2.6
Rye Lane	3.5.18	33.1	8.2	66.5	9.3	16.0	-	-	-	-
South Bermondsey	3.5.18	32.4	6.7	48.2	34.2	6.8	4.1	-	-	-
	22.5.14	37.7	5.0	36.2	32.1	8.1	15.8	-	-	2.8
South Camberwell	15.10.15	23.4	15.3	64.6	17.1	-	-	-	-	3.0
	22.5.14	39.6	11.0	54.3	8.1	19.2	-	2.3	-	5.1
St. George's	3.5.18	37.8	7.3	39.6	44.3	8.7	-	-	-	-
St. Giles	3.5.18	34.5	6.4	58.1	8.0	27.5	-	-	-	-
Surrey Docks	3.5.18	31.5	14.5	26.6	44.3	14.6	-	-	-	-
	9.6.16	29.9	12.9	21.1	51.9	7.4	6.4	0.3	-	-
	22.5.14	32.9	19.2	22.2	28.9	13.8	15.8	-	-	-
The Lane	22.5.14	35.5	10.8	55.9	6.8	22.2	-	-	-	4.2
Village	22.5.14	50.6	35.1	33.0	14.4	11.7	5.8	-	-	-

Results

Borough & Bankside	Turnout 36.0%		Chaucer	Turnout 28.9%	
<i>New ward in 2018</i>			<i>New ward in 2018</i>		
Morris, Adele D.*	LD	1,258	Dennis, Helen C.*	LAB	1,713
Noakes, David*	LD	1,257	Eastham, Karl D.*	LAB	1,547
Chamberlain, Victor M.M.	LD	1,197	Islam, Sirajul	LAB	1,463
Bell-Cross, Lorin T.	LAB	746	Clark, Poddy	LD	764
Ponle, Gloria A.	LAB	739	Zreika, Michael	LD	633
Thakar, Aman	LAB	693	Sheik, Mackie U.	LD	616
Ferguson, Robert M.	CON	207	Baffoe, Winnie	GRE	336
Didier-Garnham, Suzie A.	CON	201	Vabulas, Phil	GRE	331
McNamee, Anthony T.	CON	180	Anyaeji, Edward	CON	327
Hamilton, Peter B.	GRE	158	Collins, Laura A.	CON	313
White, Maren	GRE	147	Smith, George K.	CON	298
Leuchars, William A.	GRE	122	Warren, Rebecca	GRE	213
Scholes, Eileen	WEP	118			
Parkin, Kevin L.	SP	27			
			Dulwich Hill	Turnout 38.9%	
			<i>New ward in 2018</i>		
Camberwell Green	Turnout 30.7%		Browning, Maggie	LAB	1,823
<i>New ward in 2018</i>			Hartley, Jon*	LAB	1,618
Dixon-Fyle, Dora*	LAB	2,234	Bruce-Mitford, Myrtle E.	GRE	460
Flynn, Tom*	LAB	2,082	Mitchell, Jonathan S.	LD	390
Williams, Kieron J.*	LAB	2,043	Bukola, Michael A.	LD	334
Beresford, Tracey E.	GRE	552	Wolf, Rachel J.	CON	327
Fidgett, Alexis L.	GRE	376	Vincent, Jamie	GRE	322
Anderson, Naomi C.	CON	307	Okparaocha, Edith I.	CON	302
Ingram, Paul M.	GRE	301			
Hayward, Robert A.	CON	286			
O'Connor, Erik E.E.	CON	254	Dulwich Village	Turnout 57.2%	
Leech, Jason	LD	218	<i>New ward in 2018</i>		
Nicol, Nik	LD	197	Newens, Margy	LAB	1,755
Willie, Joseph M.	LD	172	Leeming, Richard M.	LAB	1,580
			Lyons, Jane B.*	CON	1,306
			Mitchell, Andrew M.	CON	1,281
Champion Hill	Turnout 32.8%		Gardner, Brigid C.	LD	1,259
<i>New ward in 2018</i>			Gripper, Ruth H.	LD	1,124
King, Sarah E.*	LAB	1,519	Chidley, William J.	GRE	312
John, Peter C.*	LAB	1,368	Hasnain, Gulnar	GRE	289
Millar, Michael	GRE	368			
Howard, Alexander P.	GRE	329			
Hunt, Jonathan N.	LD	283			
Blango, Columba M.J.	LD	251			
Schurer-Lewis, Fraser	CON	184			
Truss, Francis P.	CON	184			
Towey, Ray	CPA	71			

Dulwich Wood	Turnout 40.6%		London Bridge & West Bermondsey	Turnout 28.6%	
<i>New ward in 2018</i>			<i>New ward in 2018</i>		
Rose, Catherine*	LAB	1,802	Ginnett, Hannah	CON	221
Simmons, Andy*	LAB	1,782	Newport Gay, Nathan	CON	205
Chathli, Lindsay	CON	678	McDonagh, Edward	LAB	1,171
Cope, John	CON	626	Ali, Humaira	LD	1,340
Mackay, Andrew	LD	335	O'Brien, Damian	LD	1,281
Gauge, Steven H.	LD	282	Houngbo, William	LD	1,270
Glenn, Christopher S.	GRE	275	Eyles, Julie	LAB	1,239
Rapley, Dale L.	GRE	235	Batteson, John	LAB	1,215
			Packer, Richard	CON	291
			Werner, Claude	GRE	215
			Creely, John	GRE	191
Faraday	Turnout 29.7%		Newington	Turnout 31.6%	
<i>New ward in 2018</i>			<i>New ward in 2018</i>		
Lauder, Lorraine*	LAB	1,747	Kerslake, Eleanor A.*	LAB	2,137
Fleming, Paul W.*	LAB	1,726	Coldwell, James D.*	LAB	2,082
Buck, Jack	LAB	1,679	Macdonald, Alice	LAB	1,997
Hennessy, Liam	GRE	338	Doran, James K.	LD	457
Hoskin, Liba	GRE	308	Belcheva, Kate	GRE	429
Galvelis, Ignas	GRE	291	Shone, Harriet E.	LD	420
Colbourne, Tim T.	LD	228	Bigos, Alistair S.	LD	406
Hudson, Chris	LD	226	Powell, David	GRE	354
Ellis, Novelette J.	CON	214	Mehari, Betiel	GRE	337
Morrison, Loana E.	CON	209	Badman, Sue	CON	275
Furze, David C.	CON	204	Amor, Will	CON	257
Pemberton-Nelson, Lauren E.	LD	198	Lyons, Joseph A.	CON	243
Goose Green	Turnout 44.2%		North Bermondsey	Turnout 30.7%	
<i>New ward in 2018</i>			<i>New ward in 2018</i>		
Olisa, Victoria E.	LAB	2,372	Al-Samerai, Anood*	LD	1,744
McAsh, James R.	LAB	2,042	Mann, Eliza P.*	LD	1,570
Smith, Charlie*	LAB	2,039	McCallum, Hamish G.*	LD	1,550
Barber, James*	LD	1,719	Emmanuel, Leona S.	LAB	1,155
Donachie, Clare E.	LD	1,202	Jaffer, Shahina	LAB	1,109
Empson, Claire	WEP	1,075	Taylor, Jack	LAB	1,051
Green, Michael A.	LD	974	Baker, Andrew G.S.	CON	452
Ades, Rosemary	GRE	679	Johnson, Luke D.	CON	394
Bradbury, David S.	CON	408	Bridgett, Dan	CON	368
Jennings, David R.	GRE	394	Cummings, Clare L.	GRE	331
Broomhead, Robert A.	CON	354	Jones, Kevin S.	GRE	229
Poole-Wilson, Michael C.	CON	334	Beattie, Rosie	UKIP	121
Latchford, Dale	GRE	311	Kandinsky, Gary M.A.	TUSC	62

North Walworth	Turnout 29.7%	
<i>New ward in 2018</i>		
Lury, Rebecca A.*	LAB	1,726
Seaton, Martin L.*	LAB	1,552
Merrill, Darren J.*	LAB	1,512
Baffoe, Peter N.	GRE	425
Hirst, Emily C.C.	LD	424
Beckley, Daniel A.P.	LD	400
Sainsbury, Edward K.	LD	349
Mannes-Abbott, Guy	GRE	303
Deane, Alex	CON	289
Usma, Lina M.	GRE	287
Champion, Michael	CON	279
Bitek Omach, Ben	CON	253
Carrington, Lucy	IND	124

Nunhead & Queen's Road	Turnout 29.4%	
<i>New ward in 2018</i>		
Chopra, Sunil*	LAB	2,305
Edwards, Gavin J.*	LAB	2,276
Rhule, Sandra D.*	LAB	2,221
Schweiker, Rosalie S.	GRE	528
Barbe, Steve	GRE	479
Shaw, Bartley R.	GRE	445
Garriques, Domonic A.	CON	254
Smith, Andrew M.T.	CON	251
Chathli, Harry	CON	249
Mustoe, Sarah J.	LD	216
Morris, Rupert A.C.	LD	198
Shields, Gillian H.	LD	196

Old Kent Road	Turnout 28.0%	
<i>New ward in 2018</i>		
Akoto, Evelyn O.*	LAB	2,303
Livingstone, Richard J.*	LAB	2,228
Situ, Michael K.*	LAB	2,113
Cooper, Gemma E.	LD	508
Kyriacou, Paul A.	LD	432
McNally, Tim	LD	407
Martin, Nick	GRE	387
Burstin, Dominic H.	CON	309
Kitchen, Simon J.	CON	293
Mottau, Chris	CON	273

Peckham	Turnout 28.0%	
<i>New ward in 2018</i>		
Hargrove, Barrie J.*	LAB	2,215
Situ, Johnson A.*	LAB	2,143
Soanes, Cleo*	LAB	2,112
Griffiths, Anthony H.	GRE	303
Henderson, Christopher	GRE	287
Evans, John W.	CON	207
Ward, Martina J.	CON	187
Maclaren, Jane S.	CON	181
Hook, Jeff	LD	171
Ofodu, Philomena I.	LD	154
Johnson, Benjamin F.*	LD	151

Peckham Rye	Turnout 39.7%	
<i>New ward in 2018</i>		
Mills, Victoria L.*	LAB	1,891
Hamvas, Renata M.*	LAB	1,872
Bennett, Gerard J.	GRE	612
Sheppard, Claire F.	IND	488
Bartholomew, Matthew R.W.	CON	249
Gamester, Nathan A.	CON	218
Skelly, Robert J.	LD	194
Partridge, Derek W.	LD	192

Rotherhithe	Turnout 32.0%	
<i>New ward in 2018</i>		
Cryan, Stephanie*	LAB	1,726
Whittam, Kath*	LAB	1,558
Williams, Bill*	LAB	1,504
Holder, Tom	LD	1,142
Gordon, Mel	LD	1,013
Nowak, Wendy E.	LD	994
Boyle, Colin	GRE	517
Manser, Roger J.	GRE	404
Lindsay, Kirsten S.C.	CON	381
Burton, Edward	CON	345
Robinson, William	CON	334

Rye Lane Turnout 33.1%*New ward in 2018*

Ali, Jasmine*	LAB	2,543
Babudu, Peter B.	LAB	2,287
Dolezal, Nick*	LAB	2,060
Devaraj, Jagan	GRE	589
Lothian, Kirsty A.	GRE	580
Evans, David	GRE	492
Hunt, Veronica A.	LD	375
Scott, Al	LD	325
Clarke, Robert J.	CON	294
Fox, Damian G.	CON	283
Joseph, Barry N.	CON	275
Rogers, Thomas M.	LD	262

South Bermondsey Turnout 32.4%*New ward in 2018*

Lambe, Sunny A.*	LAB	1,787
Werner, Leanne L.	LAB	1,754
Pollak, Leo M.*	LAB	1,701
Bell, Gareth D.B.	LD	1,324
Grove, Kirsty L.	LD	1,261
Tipler, Andrew J.G.	LD	1,133
Blackman, Paul	GRE	268
Williams, Alexander G.	CON	262
Twinn, Ian D.	CON	238
Morizur-Bruller, Antoine P.	CON	233
Remy, Valerie	GRE	223
King, Michael J.	UKIP	162
Prescott, Toby	UKIP	151
Sharp, Tony	UKIP	135

St. George's Turnout 37.8%*New ward in 2018*

Linforth-Hall, Maria R.V.*	LD	884
Neale, Graham J.	LD	839
Cumbo, Ellie	LAB	773
Griffiths, Mark	LAB	768
Pocock, Ian D.	GRE	170
Aarons, Siobhan G.	CON	146
Chandarana, Kishan	CON	137

St. Giles Turnout 34.5%*New ward in 2018*

Burgess, Radha E.	LAB	2,508
Wingfield, Robert I.	LAB	2,141
Ochere, Jason A.E.	LAB	2,118
Margolies, Eleanor P.	GRE	1,420
Wheeldon, Susie K.	GRE	971
Orr, Paula R.	GRE	813
MacNaughton, Vanessa	LD	410
Brown, Timothy G.	LD	287
Wooller, Oliver H.	CON	263
Davison, Graham	CON	250
Munro, John P.	LD	239
Pimlott, Adam A.	CON	233

Surrey Docks Turnout 31.5%*New ward in 2018*

Whitehead, Dan*	LD	1,485
Salmon, Nicola J.	LD	1,373
Johnson, Nick	LD	1,316
Clarke, Amy E.	LAB	931
Rule, John P.	LAB	793
Tucker, Will	LAB	780
Findell, Mark G.J.	CON	487
Ginnett, Hannah E.	CON	460
Lane, Sandra	GRE	457
Fox, Simon J.	CON	423

By-elections

Chaucer	Turnout 60.9%	
<i>07 May 2015</i>	<i>No change</i>	
Dennis, Helen	LAB	2,951
Houngbo, William	LD	1,532
Dowset, Michael	CON	964
Rees, Gareth	GRE	564
Conway, Dean	UKIP	240
Corbyn, Piers	IND	67
Lasaki, Ade	APP	25
<i>Resignation of Maugham, Claire (LAB)</i>		

College	Turnout 51.7%	
<i>05 May 2016</i>	<i>No change</i>	
Rose, Catherine A.	LAB	2,258
Bramson, Kate	CON	1,024
Gardner, Brigid	LD	699
Rapley, Dale L.	GRE	371
Prescott, Toby	UKIP	118
Pougin, Denis	APP	25
<i>Resignation of Hayes, Helen E. (LAB)</i>		

Faraday	Turnout 22.9%	
<i>21 January 2016</i>	<i>No change</i>	
Jury-Dada, Samantha O. G.	LAB	1,072
Pemberton-Nelson, Lauren	LD	255
Hooper, Nick	GRE	138
Furze, David C.	CON	117
Prescott, Toby	UKIP	93
Porter, Dean S.	IND	47
Kanumansa, Alhaji	APP	38
<i>Resignation of Garfield, Dan (LAB)</i>		

Newington	Turnout 46.0%	
<i>05 May 2016</i>	<i>No change</i>	
Coldwell, James	LAB	2,829
Shapland, Martin	LD	694
Hooper, Nick	GRE	464
Aarons, Siobhan G.	CON	458
Towler, Gawain H. W.	UKIP	237
Adewale, Terry	APP	45
Baharier, Michelle D.	IND	45
<i>Resignation of Coyle, Neil (LAB)</i>		

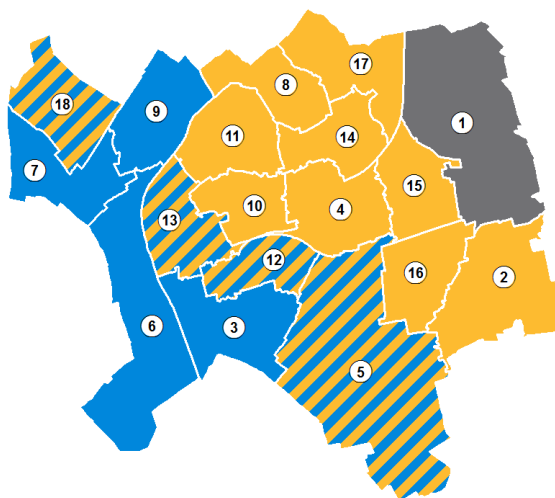
South Camberwell	Turnout 23.4%	
<i>15 October 2015</i>	<i>No change</i>	
Lamb, Octavia M.	LAB	1,243
Margolies, Eleanor P.	LAB	441
Maitland, Benjamin R.	LD	223
Mottau, Christopher J.	CON	200
Govier, Stephen E. P.	APP	39
<i>Resignation of Gonde, Christopher (LAB)</i>		

Surrey Docks	Turnout 29.9%	
<i>09 June 2016</i>	<i>No change</i>	
Whitehead, Dan	LD	1,523
Holmes, Will	LAB	619
Cox, Craig	CON	380
Boyle, Colin J.	GRE	218
Prescott, Toby	UKIP	187
Hellings, John	IND	10
<i>Resignation of Rajan, Lisa E. (LD)</i>		

Sutton

Liberal Democrat administration

- | | | | |
|---|---------------------------------|----|------------------|
| 1 | Beddington North | 10 | Sutton Central |
| 2 | Beddington South | 11 | Sutton North |
| 3 | Belmont | 12 | Sutton South |
| 4 | Carshalton Central | 13 | Sutton West |
| 5 | Carshalton South and Clockhouse | 14 | The Wrythe |
| 6 | Cheam | 15 | Wallington North |
| 7 | Nonsuch | 16 | Wallington South |
| 8 | St. Helier | 17 | Wandle Valley |
| 9 | Stonecot | 18 | Worcester Park |



■ Conservative
 ■ Liberal Democrat
 ■ Independent

State of the Parties, 1964-2018

	CON	LAB	LD	Other	Total
3.5.18	18	-	33	3	54
22.5.14	9	-	45	-	54
6.5.10	11	-	43	-	54
4.5.06	22	-	32	-	54
2.5.02	8	3	43	-	54
7.5.98	5	5	46	-	56
5.5.94	4	5	47	-	56
3.5.90	18	6	32	-	56
8.5.86	21	7	28	-	56
6.5.82	46	7	3	-	56
4.5.78	47	7	2	-	56
4.5.74	28	13	6	4	51
13.5.71	25	21	-	5	51
9.5.68	41	7	-	3	51
7.5.64	30	17	-	4	51

% share of the poll, 1964-2018

	% poll	CON	LAB	LD	Other
3.5.18	41.2	35.2	17.2	37.6	10.0
22.5.14	42.6	24.7	12.1	35.7	27.5
6.5.10	69.8	35.8	9.9	45.9	8.5
4.5.06	43.8	41.7	8.1	44.2	6.0
2.5.02	36.3	35.6	12.0	49.1	3.3
7.5.98	35.3	28.4	17.1	51.3	3.2
5.5.94	49.3	24.6	15.1	55.8	4.5
3.5.90	55.4	37.4	16.2	41.3	5.2
8.5.86	51.1	39.5	16.5	41.6	2.4
6.5.82	52.1	50.9	14.1	34.7	0.3
4.5.78	49.8	59.8	24.7	14.9	0.5
4.5.74	48.7	42.1	26.4	24.6	6.9
13.5.71	39.7	43.0	42.9	3.8	10.3
9.5.68	39.2	63.0	20.9	6.7	9.5
7.5.64	45.0	43.4	33.5	16.2	6.9

General Statistics

		Sutton	London
Electorate	May 2018	151,164	5,962,160
	May 2014	146,169	5,878,824
Resident population aged 18 and over	Mid 2018	158,700	6,966,400
	Mid 2014	152,800	6,617,600
Estimated % unemployed	2017/18	4.5	5.0
	2013/14	6.2	8.4
Band 'D' council tax	May 2018	£1,538	£1,350
	May 2014	£1,444	£1,302

% share of the poll										
	Date	% Poll	CON	LAB	LD	GRE	UKIP	IND	REA	Others
Beddington North	3.5.18	46.0	22.5	19.9	19.8	5.6	2.7	29.4	-	-
	22.5.14	42.4	20.1	17.1	34.0	6.9	21.9	-	-	-
Beddington South	3.5.18	39.9	39.0	13.3	44.1	-	3.6	-	-	-
	22.5.14	40.9	30.9	13.2	32.5	-	23.4	-	-	-
Belmont	3.5.18	42.7	58.2	16.5	25.3	-	-	-	-	-
	22.5.14	42.8	45.1	11.9	23.8	-	19.2	-	-	-
Carshalton Central	3.5.18	46.7	35.4	11.8	43.6	7.4	-	-	-	1.8
	28.7.16	27.0	36.9	6.1	43.4	7.3	5.2	-	-	1.0
	22.5.14	48.5	25.2	9.3	37.8	6.9	16.7	-	-	4.1
Carshalton South and Clockhouse	3.5.18	50.3	42.8	8.9	40.9	7.4	-	-	-	-
	22.5.14	47.2	34.5	8.3	31.6	9.5	16.1	-	-	-
Cheam	3.5.18	47.6	54.5	7.9	37.6	-	-	-	-	-
	22.5.14	48.6	36.0	5.6	34.3	-	14.3	-	-	9.7
Nonsuch	3.5.18	47.0	35.8	9.8	30.9	-	3.6	20.0	-	-
	22.5.14	48.8	31.3	8.5	38.3	-	21.8	-	-	-
St. Helier	3.5.18	30.3	20.6	31.3	38.3	-	7.9	-	-	1.9
	22.5.14	34.7	11.3	23.0	37.4	-	28.3	-	-	-
Stonecot	3.5.18	41.7	41.5	18.6	28.8	7.5	3.6	-	-	-
	22.5.14	42.0	22.3	10.8	34.2	8.0	22.8	-	-	1.9
Sutton Central	3.5.18	35.7	22.5	29.2	35.7	8.7	3.9	-	-	-
	22.5.14	38.5	14.0	16.4	39.2	10.8	17.0	-	-	2.6
Sutton North	3.5.18	40.9	33.1	22.6	39.8	-	4.5	-	-	-
	22.5.14	42.6	18.8	13.1	45.1	-	23.0	-	-	-
Sutton South	3.5.18	40.4	42.2	17.0	40.8	-	-	-	-	-
	22.5.14	43.2	31.3	9.1	34.6	-	11.7	-	-	13.4
Sutton West	3.5.18	41.5	36.5	20.5	34.6	8.4	-	-	-	-
	22.5.14	42.0	21.6	12.4	41.5	-	14.8	-	-	9.8
The Wrythe	3.5.18	35.4	25.5	17.8	44.8	6.0	5.9	-	-	-
	22.5.14	40.1	14.3	12.8	40.1	9.4	23.4	-	-	-
Wallington North	3.5.18	39.3	26.1	16.2	47.0	7.8	2.9	-	-	-
	22.5.14	44.0	23.5	11.9	35.1	7.4	22.1	-	-	-
Wallington South	3.5.18	43.7	30.3	11.9	46.7	11.1	-	-	-	-
	11.6.15	35.4	33.0	6.4	44.1	4.3	5.8	6.4	-	-
	22.5.14	43.1	17.3	8.6	36.9	7.3	17.6	-	-	12.3
Wandle Valley	3.5.18	32.5	17.0	29.8	38.4	7.4	7.3	-	-	-
	22.5.14	35.0	11.0	20.7	30.3	11.6	26.4	-	-	-
Worcester Park	3.5.18	41.7	39.8	17.8	42.4	-	-	-	-	-
	22.5.14	43.7	30.0	11.2	35.2	-	19.0	4.6	-	-

Results

Beddington North	Turnout 46.0%		Carshalton Central	Turnout 46.7%
<i>3 IND gains from LD</i>			<i>No change</i>	
Mattey, Nick*	IND	1,285	Whitehead, Jill L.*	LD 1,673
Foster, Tim	IND	1,047	Williams, Chris*	LD 1,646
Green, Jillian A.	IND	948	Short, Jake M.	LD 1,576
Brown, Malcolm	CON	911	Fletcher, Lynne J.	CON 1,384
Ali, Pat*	LD	837	Drew, Matthew D.	CON 1,302
Gwynn, Sarah A.	LAB	829	Smith, Ethan J.	CON 1,289
Huneke, Alison M.	CON	815	Burbage, Marilynne B.	LAB 459
Williams, Andy	CON	784	Onians, Margaret	LAB 441
Keys, John	LAB	725	Thorpe, Tony	LAB 430
Hudson, Brendan	LD	713	Andrews, Karin	GRE 334
Mansell, Charlie	LAB	663	Steel, Bob	GRE 255
Piracha, Nighat*	LD	660	McDonagh, Gay	GRE 238
Khan, Shasha	GRE	208	Dickenson, Ashley K.	CPA 69
Hamilton, Hannah M.	UKIP	106		
Hamilton, Kingsley J.D.	UKIP	94		
Beddington South	Turnout 39.9%		Carshalton South and Clockhouse	Turnout 50.3%
<i>1 LD gain from CON</i>			<i>No change</i>	
Joyce, Edward T.*	LD	1,450	Haldane, Amy B.*	LD 1,809
Abellan, Manuel*	LD	1,445	Butt, Moira J.*	CON 1,767
Saqib, Mo	LD	1,403	Crowley, Tim*	CON 1,747
Garratt, Neil R.*	CON	1,334	Pearce, Melissa	CON 1,596
Page, Ann M.	CON	1,239	Roxburgh, Gordon A.	LD 1,544
Simms, Jim	CON	1,226	Reynolds, Jason A.P.*	LD 1,524
Cullen, Christine I.F.	LAB	492	Clay, John A.	LAB 376
Savignani, Arnaldo E.S.	LAB	421	Khan, Anas A.	LAB 343
Tate, Alan	LAB	380	Savignani, Christine	LAB 340
Smith, Peter T.	UKIP	134	Hemingway, Ross	GRE 295
Usher, David M.	UKIP	107		
Smith, Terence J.	UKIP	105		
Belmont	Turnout 42.7%		Cheam	Turnout 47.6%
<i>No change</i>			<i>1 CON gain from LD</i>	
Hicks, David A.*	CON	2,001	Ramsey, Holly A.*	CON 2,202
McManus, Patrick R.*	CON	1,900	Allen, Eric J.	CON 2,066
Pascoe, Jane*	CON	1,836	Colburn, Elliot H.G.	CON 1,900
Juster, Dean R.	LD	956	Burstow, Mary*	LD 1,711
Vicente-Machado, Alex	LD	786	Callaghan, Anisha	LD 1,292
Okuyucu, Abdullah	LD	748	Tyler, Monica	LD 1,253
Blears, Gale A.L.	LAB	595	Barlow, Victoria E.	LAB 315
Sinclair, Margaret	LAB	524	Rodger, Jane C.	LAB 288
Wingrove, Marian H.	LAB	503	Martin, Helen	LAB 287

Nonsuch	Turnout 47.0%	
<i>3 CON gains from LD</i>		
Allen, Martina B.	CON	1,681
Geiringer, Peter H.	CON	1,466
Bourne, Samantha J.*	LD	1,405
McDermott-Hill, James D.	CON	1,405
Broadbent, Richard F.*	LD	1,287
Mason, Cliff	LD	1,243
Johnson, Richard D.	IND	848
Archer, Kirsty R.	LAB	542
Peek, Kerrie S.	LAB	370
Whitham, Karon E.	LAB	334
Cowley, Howard W.	UKIP	189
Goddard, Bill	UKIP	138
Taffurelli, David P.	UKIP	126

St. Helier	Turnout 30.3%	
<i>No change</i>		
Crossby, Jean E.*	LD	1,063
Gonzales, Martin A.*	LD	977
Moral, Annie	LD	922
Diamantis, Nick	LAB	876
Hughes, Maggie	LAB	800
Sim, Patrick G.	LAB	745
Ayres, Steven J.	CON	583
Densley, Simon N.	CON	513
Higgs, Simon J.	CON	497
Brereton, John A.	UKIP	255
Smith, Eleanor M.	UKIP	180
Rawat, Ian E.	UKIP	178
Edmonds, Richard	NF	49

Stonecot	Turnout 41.7%	
<i>3 CON gains from LD</i>		
Dwight, Jed	CON	1,505
Nandha, Param	CON	1,414
Stoneman, Ryan C.	CON	1,374
Emmerson, Nick*	LD	1,087
Javelot, Miguel L.*	LD	969
Okenla, Peter	LD	921
Eveleigh, Ray	LAB	699
Prior, Paul D.	LAB	663
Tasker, Gerald D.	LAB	558
Jackson-Prior, Claire E.	GRE	262
Saha, Cumar	GRE	254
Roberts, Glen P.	UKIP	147
Stuart, Simon R.	UKIP	121
Smith, Nicholas S.	UKIP	106

Sutton Central	Turnout 35.7%	
<i>No change</i>		
Bartolucci, David D.*	LD	1,259
Clare, Rich	LD	1,236
Mirhashem, Ali*	LD	1,114
Adams, Steve	LAB	1,082
Craven, Bonnie E.	LAB	961
Paulino, Vic	LAB	905
Cornwell, Nigel B.	CON	789
Grant, Marie J.	CON	756
Plant, Alan R.	CON	727
Friel, Peter	GRE	293
Beadle, Jess	UKIP	154
Wood, Charlie	UKIP	112

Sutton North	Turnout 40.9%	
<i>No change</i>		
Dombey, Ruth C.*	LD	1,350
Heron, Marlene S.*	LD	1,263
Penneck, Steve*	LD	1,222
Scully, Emma P.	CON	1,134
Shields, Vikki	CON	1,032
Woods, Terry	CON	1,021
O'Brien, Teresa A.	LAB	754
Brothers, Emily A.M.	LAB	742
Richer, Victoria J.	LAB	681
Beadle, Andrew D.	UKIP	155
Beach, Julie A.	UKIP	140
Ford, Ernest J.	UKIP	140

Sutton South	Turnout 40.4%	
<i>No change</i>		
Shields, Tony A.*	CON	1,383
Clifton, Richard F.*	LD	1,347
Fivey, Trish*	LD	1,303
Udall, Vanessa M.	CON	1,295
Slaughter, David A.	CON	1,285
Parsley, Ed	LD	1,187
Cornell, Tessa L.	LAB	566
Brennan, Kathryn T.A.	LAB	554
Phillips, Ron	LAB	475

Sutton West Turnout 41.5%*2 CON gains from LD*

Gray, Catherine J.	CON	1,334
Bande, Lily P.	CON	1,326
Burke, Kevin M.*	LD	1,288
Rao, Mukesh	CON	1,227
Mathys, Wendy G.L.*	LD	1,206
Wales, Simon D.*	LD	1,190
Cook, Andy	LAB	806
Mullaney, Laura J.	LAB	713
Woolmer, Christopher M.	LAB	672
Hickson, Peter H.	GRE	300

Wallington South

Turnout 43.7%

No change

Cook, Steve*	LD	1,793
McCoy, Jayne L.*	LD	1,704
Sadiq, Muhammad I.*	LD	1,588
Brisley, Daryl S.	CON	1,233
Wortley, Hilary V.	CON	1,089
Giwa, Omoniyi	CON	978
Murray, David N.	LAB	506
Lambert, Bobbie	LAB	413
Tomlinson, Maeve M.	GRE	404
Roper, Callum W.	LAB	373

The Wrythe

Turnout 35.4%

No change

Stears, Colin H.*	LD	1,324
Weatherlake, Sam	LD	1,249
Patel, Nali	LD	1,224
Curley, Will	CON	760
Shields, Millie J.	CON	747
Wopinski, Sebastian L.	CON	659
Berry, Sheila A.	LAB	533
Sousa, Carlos M.C.P.D.	LAB	498
McCarthy, Paul G.	LAB	476
Mouncey, Penny	GRE	204
Bannon, John T.	UKIP	196
Boulton, Michael C.	GRE	187
Main-Ian, Bill	UKIP	177
Marotta, Gino M.	UKIP	129
Mouncey, Phil	GRE	121

Wandle Valley

Turnout 32.5%

No change

Andrew, Benjamin E.	LD	1,128
Galligan, Vincent	LD	1,057
Zuchowska, Hanna A.*	LD	950
Grant, David	LAB	883
Thomas, Margaret A.	LAB	826
Wattoo, Ahmad N.	LAB	723
Jeffreys, David P.	CON	475
Taylor, Ross P.	CON	461
Russell, Julia M.	CON	451
Greening, Barry J.	UKIP	245
Alfrey, Peter R.	GRE	229
Heathfield, Helen R.	GRE	206
Nicholson, Mark A.	UKIP	180
Wood, Stewart	UKIP	174
Mudge, Gina	GRE	166

Wallington North

Turnout 39.3%

No change

Gordon, Sunita*	LD	1,637
James, Marian	LD	1,587
Melican, Joyce H.*	LD	1,505
Leonard, Charlotte A.	CON	912
Robertson, Lynn A.	CON	888
Wortley, Chris	CON	827
McLoughlin, Michael J.	LAB	594
Towler, Mary E.	LAB	526
Towler, David	LAB	516
Thomson, Verity J.	GRE	300
Webb, Mark E.	GRE	222
Horne, Malcolm C.	UKIP	119
North, Angela T.	UKIP	104
Worsfold, Viven J.	UKIP	72

Worcester Park

Turnout 41.7%

1 CON gain from LD

Batt, Jenny L.	LD	1,759
Drummond, Tom	CON	1,539
Heffernan, Drew L.	LD	1,489
Martin, Sam	LD	1,461
Miah, Bob	CON	1,459
Newman, Paul C.	CON	1,421
Martin, Liz	LAB	714
Evers, John K.	LAB	711
Morrison, Ann	LAB	552

By-elections

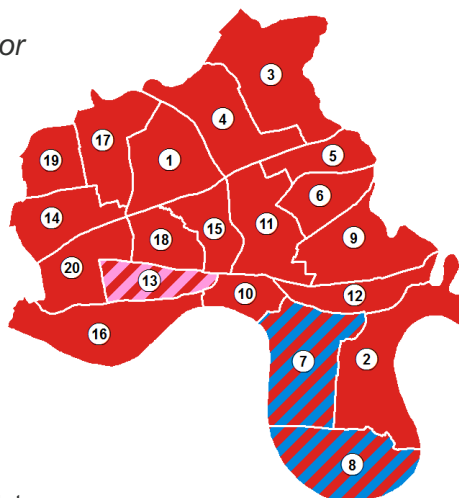
Carshalton Central	Turnout 27.0%	
<i>28 July 2016</i>	<i>No change</i>	
Williams, Chris	LD	1,250
Pearce, Melissa	CON	1,061
Hemingway, Ross	GRE	211
Gwynn, Sarah A.	LAB	176
Main-Ian, Bill	UKIP	150
Dickenson, Ashley K.	CPA	29
<i>Resignation of Salter, Alan J. (LD)</i>		

Wallington South	Turnout 35.4%	
<i>11 June 2015</i>	<i>No change</i>	
Cook, Steve	LD	1,251
Simms, Jim	CON	936
Gwynn, Sarah A.	LAB	181
Mattey, Duncan	IND	180
Beadle, Andy	UKIP	164
Rajendran, Rosa	GRE	122
<i>Death of Hall, Colin C. (LD)</i>		

Tower Hamlets

Labour administration · Labour directly elected mayor

- | | |
|-----------------------------|--------------------------------|
| 1 Bethnal Green | 12 Poplar |
| 2 Blackwall and Cubitt Town | 13 Shadwell |
| 3 Bow East | 14 Spitalfields and Banglatown |
| 4 Bow West | 15 St. Dunstan's |
| 5 Bromley North | 16 St. Katharine's and Wapping |
| 6 Bromley South | 17 St. Peter's |
| 7 Canary Wharf | 18 Stepney Green |
| 8 Island Gardens | 19 Weavers |
| 9 Lansbury | 20 Whitechapel |
| 10 Limehouse | |
| 11 Mile End | |



■ Conservative
 ■ Labour
 ■ People's Alliance of Tower Hamlets

State of the Parties, 1964-2018

	CON	LAB	LD	Other	Total
3.5.18	2	42	-	1	45
22.5.14	5	22	-	18	45
6.5.10	8	41	1	1	51
4.5.06	7	26	6	12	51
2.5.02	-	35	16	-	51
7.5.98	-	41	9	-	50
5.5.94	-	43	7	-	50
3.5.90	-	20	30	-	50
8.5.86	-	24	26	-	50
6.5.82	-	31	18	1	50
4.5.78	-	43	7	-	50
4.5.74	-	60	-	-	60
13.5.71	-	60	-	-	60
9.5.68	-	57	-	3	60
7.5.64	-	55	-	5	60

% share of the poll, 1964-2018

	% poll	CON	LAB	LD	Other
3.5.18	41.8	10.2	43.9	8.5	37.5
22.5.14	47.2	11.3	33.3	6.5	48.9
6.5.10	60.5	20.4	37.1	18.3	24.2
4.5.06	40.7	16.5	31.7	17.8	34.1
2.5.02	30.5	14.5	43.9	29.3	12.3
7.5.98	36.1	14.0	50.4	25.3	10.3
5.5.94	54.1	3.5	50.8	26.5	19.3
3.5.90	46.1	4.9	42.8	43.4	8.9
8.5.86	38.9	7.2	44.6	42.5	5.7
6.5.82	31.1	6.7	47.3	40.5	5.5
4.5.78	28.3	9.5	64.3	10.8	15.4
4.5.74	18.3	2.5	85.8	6.5	5.2
13.5.71	25.9	5.4	89.2	0.7	4.7
9.5.68	14.3	10.0	70.8	6.1	13.0
7.5.64	15.3	3.9	79.9	6.4	9.8

General Statistics

		Tower Hamlets	London
Electorate	May 2018	191,244	5,962,160
	May 2014	181,795	5,878,824
Resident population aged 18 and over	Mid 2018	247,200	6,966,400
	Mid 2014	221,200	6,617,600
Estimated % unemployed	2017/18	7.3	5.0
	2013/14	11.6	8.4
Band 'D' council tax	May 2018	£1,247	£1,350
	May 2014	£1,189	£1,302

% share of the poll										Others
	Date	% Poll	CON	LAB	LD	GRE	UKIP	IND	REA	
Bethnal Green	3.5.18	41.9	5.0	48.7	5.9	10.1	-	-	-	30.2
	22.5.14	47.6	4.6	32.2	8.4	18.2	8.3	-	-	28.3
Blackwall and Cubitt Town	3.5.18	34.3	22.1	31.8	13.5	7.6	-	-	-	25.0
	3.7.14	31.6	28.9	31.8	2.3	3.3	7.3	0.4	-	26.1
Bow East	3.5.18	38.1	7.0	57.6	7.7	10.7	-	-	-	17.0
	22.5.14	45.9	9.2	43.6	8.5	14.9	-	-	-	23.8
Bow West	3.5.18	43.2	9.0	62.1	9.4	12.6	-	-	-	7.0
	22.5.14	52.3	10.8	44.7	6.6	11.2	-	12.5	-	14.2
Bromley North	3.5.18	44.6	4.2	40.7	4.9	8.4	-	-	-	41.9
	22.5.14	51.9	6.3	42.6	4.3	8.0	-	-	-	38.8
Bromley South	3.5.18	44.5	4.5	50.1	5.0	5.6	-	-	-	34.8
	22.5.14	49.4	6.0	40.7	7.2	9.7	-	-	-	36.4
Canary Wharf	3.5.18	33.9	27.5	25.5	9.1	5.9	-	4.7	-	27.3
	22.5.14	36.5	28.5	27.4	6.3	-	11.3	-	-	26.5
Island Gardens	3.5.18	41.1	26.5	30.1	21.3	7.5	-	-	-	14.7
	22.5.14	43.3	33.7	29.1	6.9	-	12.3	-	-	18.0
Lansbury	3.5.18	41.3	7.3	41.1	8.7	7.5	-	3.5	-	32.0
	22.5.14	51.3	6.1	38.4	4.5	-	14.1	-	-	37.0
Limehouse	3.5.18	44.1	30.5	37.0	13.0	5.7	-	-	-	13.7
	22.5.14	48.3	38.0	35.3	5.1	-	5.0	-	-	16.5
Mile End	3.5.18	40.8	6.2	48.5	6.7	8.7	-	-	-	29.8
	22.5.14	49.6	9.4	36.2	8.8	-	-	6.7	-	38.9
Poplar	3.5.18	45.9	7.2	36.8	4.8	-	-	1.9	-	49.2
	22.5.14	49.6	7.1	37.0	2.0	-	7.7	-	-	46.2
Shadwell	3.5.18	49.9	4.3	31.8	4.0	4.2	-	6.4	-	49.3
	22.5.14	55.2	7.6	27.1	3.3	8.2	-	-	-	53.8
Spitalfields and Banglatown	3.5.18	40.2	8.0	45.9	6.3	7.6	-	-	-	32.1
	22.5.14	43.7	7.5	27.4	5.4	11.9	-	-	-	47.8
St. Dunstan's	3.5.18	49.3	5.5	50.1	4.5	7.0	-	-	-	32.9
	22.5.14	55.8	6.9	34.2	3.9	9.9	7.5	-	-	37.5
St. Katharine's and Wapping	3.5.18	42.5	24.9	33.0	25.1	9.6	-	-	-	7.4
	22.5.14	46.3	31.3	27.8	8.2	11.3	9.1	-	-	12.3
St. Peter's	3.5.18	43.4	4.2	47.0	5.7	11.6	-	-	-	31.4
	22.5.14	46.9	3.7	28.1	11.8	15.4	6.7	-	-	34.3
Stepney Green	3.5.18	47.8	5.7	51.1	4.4	7.0	-	-	-	31.8
	11.6.15	47.4	4.0	42.1	2.9	7.0	5.2	37.7	-	1.0
	22.5.14	54.9	4.3	28.7	3.4	9.4	8.8	-	-	45.4

% share of the poll (continued)										
	Date	% Poll	CON	LAB	LD	GRE	UKIP	IND	REA	Others
Weavers	3.5.18	40.7	6.4	50.6	6.2	10.1	-	-	-	26.6
	22.5.14	46.2	5.9	32.4	5.3	14.3	8.3	-	-	33.8
Whitechapel	3.5.18	38.8	6.9	40.5	7.2	9.2	-	-	-	36.1
	1.12.16	24.5	8.5	32.1	6.7	6.6	1.3	44.7	-	-
	22.5.14	42.4	7.5	24.2	7.0	13.7	3.9	-	-	43.8

Results

Bethnal Green			Turnout 41.9%			Bow East			Turnout 38.1%		
<i>1 LAB gain from THF</i>						<i>No change</i>					
Hossain, Mohammed A.	LAB	2,916	Blake, Rachel N.*	LAB	2,789						
Islam, Sirajul*	LAB	2,830	Francis, Marc*	LAB	2,644						
McQuillan, Eve J.	LAB	2,816	Ali, Amina*	LAB	2,482						
Hoque, Shamsul	PATH	800	Cox, David J.	GRE	591						
Haque, Syed J.	PATH	778	Islam, Foyzul	ASP	503						
Matthews, Eleanor J.	GRE	678	Holden, Farika	GRE	464						
Burgess, Paul D.	GRE	570	Smith, Daniel T.	GRE	416						
MacNeil-Brown, Jessie	WEP	564	Bodruzzaman, Shah M.	PATH	390						
Foster, John P.W.	GRE	532	O`Casey, Eimear	LD	366						
Akther, Farhana	ASP	501	Dempster, Sean M.	CON	358						
Chowdhury, Md A.H.	ASP	394	Sims, Benjamin F.	LD	346						
Dyer, William P.H.	LD	375	Edwards, Robin W.	CON	345						
Chowdhury, Jamir H.	ASP	357	Choudhury, Koyes U.	LD	342						
Davis, Silas M.L.	LD	347	Rahman, Mohammed A.	ASP	338						
Shelton, Phyllisa M.	LD	323	Ismail, Mahamed A.	ASP	329						
Alam, Radia	CON	291	Mycroft, Joseph K.	CON	258						
Glover, Dinah R.	CON	291									
Ingram, Lillian K.F.	CON	291									
Blackwall & Cubitt Town			Turnout 34.3%			Bow West			Turnout 43.2%		
<i>1 LAB gain from CON</i>						<i>No change</i>					
Ronald, Candida*	LAB	1,275	Begum, Asma*	LAB	2,384						
Haque, Ehtashamul	LAB	1,237	Whitehead, Valerie J.	LAB	2,038						
Pappu, Mohammed I.M.	LAB	1,089	Polson, Alistair J.	GRE	499						
Kay, Alexander J.	CON	883	Franchi, Liza	LD	413						
De Sousa, Sofia D.S.P.T.	CON	807	Silberbauer, Anne V.	GRE	398						
Vandyke, Nicholas D.A.	CON	804	Hall, Samuel R.	CON	356						
Malik, Abdul	ASP	708	Kendrick, Agnieszka J.	CON	282						
Uddin, Muhammad B.	ASP	650	Rahman, Habibur	ASP	273						
Rahman, Mohammed A.	ASP	605	Hussain, Altaf	LD	255						
Clarke, Stephen	LD	600	Tanim, Mohammed K.I.	ASP	223						
De Ferry, Gabriella P.	LD	562									
Munoz Moreno, Antonio E.	LD	363									
Fea, Thomas W.G.	GRE	321									
Lomas, Mark S.	GRE	306									
Nessa, Shahena	PATH	287									
Hoole, David	GRE	236									
Bromley North			Turnout 44.6%								
<i>1 LAB gain from THF</i>											
Rahman, Zenith	LAB	1,367	Rahman, Zenith	LAB	1,367						
Tomlinson, Daniel M.	LAB	1,136	Tomlinson, Daniel M.	LAB	1,136						
Miah, Mohammed M.	ASP	905	Miah, Mohammed M.	ASP	905						
Ahmed, Khales U.*	PATH	795	Ahmed, Khales U.*	PATH	795						
Mannan, Abdul	ASP	525	Mannan, Abdul	ASP	525						
Chowdhury, Nehad A.	PATH	353	Chowdhury, Nehad A.	PATH	353						
Bateman, Helen L.	GRE	258	Bateman, Helen L.	GRE	258						
Ludlow, Janet I.	LD	190	Ludlow, Janet I.	LD	190						
Carlton, Christine A.	CON	143	Carlton, Christine A.	CON	143						
Gibson, Scott H.	CON	117	Gibson, Scott H.	CON	117						
Rawlins, Christopher	LD	110	Rawlins, Christopher	LD	110						

Bromley South Turnout 44.5%*No change*

Hassell, Daniel P.A.*	LAB	1,786
Uddin, Helal*	LAB	1,759
Choudhury, Bodrul I.	ASP	1,018
Hussain, Kabir	ASP	903
Uddin, Muhammed R.	PATH	271
Fenton, Caroline A.	GRE	228
Casswell, Joshua J.	LD	191
Crompton, Benjamin A.	CON	190
Herzberg, Florian	GRE	166
Stevenson, Emily J.	LD	165
Harris, Zachary L.	CON	127

Canary Wharf Turnout 33.9%*1 LAB gain from THF*

Wood, Andrew G.*	CON	883
Perry, Kyrsten D.	LAB	760
Anis, Anisur R.	LAB	759
Randall, Thomas W.	CON	753
Talukdar, Mohammed M.M.	ASP	697
Begum, Helen	ASP	456
Lyons, Kevin M.	LD	317
Ahmed, Yusuf E.	PATH	236
Shelton, Gareth L.	LD	222
Grey, Andrew	GRE	214
Bolter, Natasha	IND	141
Blackwell, Alasdair	GRE	136

Island Gardens Turnout 41.1%*No change*

Bustin, Mufeedah	LAB	1,111
Golds, Peter S.*	CON	1,107
Hussain, Shahaveer	LAB	1,032
Bagshaw, Elaine S.	LD	899
Strawson, James R.	CON	778
English, Shelly L.	LD	614
Rahman, Sadiqur	ASP	370
Choudhury, Sohir U.	ASP	282
Gladwin, Victoria B.	GRE	279
Allison, David N.	GRE	254
Manik, Abdul	PATH	197

Lansbury Turnout 41.3%*1 LAB gain from THF*

Chowdhury, Abdul K.	LAB	2,140
Harun, Muhammad H.M.	LAB	1,868
White, Rebecca M.O.	LAB	1,839
Ahmed, Abul M.O.	ASP	1,358
Choudhury, Jahed	ASP	980
Akthar, Shuily	ASP	881
Sheikh, Abdul S.	PATH	646
Gilbert, Jack M.	LD	506
McQueen, Oliver	LD	427
Afruz, Mumshad	CON	398
Ingham, Paul W.E.	CON	388
Guttmann, Catherine E.	GRE	377
Miah, Syed A.	PATH	354
Uddin, Muhammad F.	PATH	337
Urpeth, John D.	GRE	331
Hussain, Tara	LD	299
Darwish, Hanad M.	CON	247
Khan, Monsur A.	IND	167

Limehouse Turnout 44.1%*1 LAB gain from CON*

King, James R.V.	LAB	755
Garside, David R.	CON	622
Briggs, Jack N.F.	LD	265
Rashid, Shaheen	ASP	207
Kiely, Timothy Patrick	GRE	117
O'Connell, Adam	PATH	72

Mile End Turnout 40.8%*1 LAB gain from THF*

Islam, Asma	LAB	2,646
Edgar, David J.*	LAB	2,515
Miah, Puru	LAB	2,052
Alam, Shah*	PATH	1,142
Miah, Helal	ASP	941
Bashar, Joynul	ASP	870
Syed, Mustak A.	ASP	757
Rahman, Mohammad O.	PATH	539
Cusack, Ciaran	GRE	482
Browning, Gracie D.	CON	408
Parr, Aaron	GRE	381
Fryer, Jonathan H.	LD	359
Potts, Tabitha A.H.	LD	323
Macmillan, Richard A.	LD	315
Millward, Nicholas P.	CON	282
Soares De Freitas, Carlos M.	CON	238
Rahman, Mohammed S.	PATH	178

Poplar	Turnout 45.9%	
<i>1 LAB gain from THF</i>		
Alam, Sufia	LAB	732
Choudhury, Gulam K.*	ASP	533
Uddin, Dulal	PATH	445
Scoffin, Harry N.	CON	143
Denniston, John F.	LD	96
Connolly, Luke A.	IND	38

Shadwell	Turnout 49.9%	
<i>1 LAB & 1 PATH gain from THF</i>		
Khan, Rabina*	PATH	1,565
Amin, Ruhul	LAB	1,270
Norton, Charlotte-Louise V.	LAB	1,157
Miah, Mohammad H.	ASP	993
Miah, Ana	PATH	765
Shamim, Bodruzzaman	ASP	439
Gous-Miah, Kazi M.	IND	244
Hyde-Hart, Ben N.T.	GRE	201
Ellerbeck, Desmond A.V.	CON	179
Buxton, Dominic R.	LD	165
Stafford, Daryl M.	CON	146
Graf, Freda M.	LD	143
Page, Jonathan R.	GRE	121

Spitalfields & Banglatown	Turnout 40.2%	
<i>2 LAB gains from THF</i>		
Chowdhury, Mohammad S.U.	LAB	1,704
Qureshi, Leema O.	LAB	1,114
Ahmed, Suluk*	ASP	785
Choudhury, Kalam M.A.T.	ASP	776
Ali, Anwara	CON	276
Childs, Maureen	GRE	266
Rob, Abdul	PATH	263
Fletcher, William H.	CON	215
Walker, Oliver H.J.	GRE	201
Packard, Linda M.	LD	199
North, Fernando	LD	190
Talukder, Sumsul	PATH	145

St. Dunstan's	Turnout 49.3%	
<i>1 LAB gain from THF</i>		
Miah, Mohammed A.*	LAB	2,202
Das, Dipa	LAB	1,750
Hussain, Muhammad Z.	PATH	902
Alam, Mahbub*	ASP	783
Begum, Momina	ASP	462
Imran, Shahar A.	PATH	449
Conway, Catherine E.M.	GRE	315
Kay, Lawrence B.	CON	241
Hancocks, Benjamin E.	GRE	237
Harris, Helen E.	LD	228
Lambeth, Daneree N.	CON	193
Muldoon, Francis T.	LD	126

St. Katharine's & Wapping	Turnout 42.5%	
<i>1 LAB gain from CON</i>		
Jones, Denise*	LAB	1,279
Ullah, Muhammed A.	LAB	1,033
Finlayson, Kirsty M.	CON	956
Cahill, Marie E.	LD	943
O'Shea, Stephen J.R.	LD	816
King, Neil A.	CON	794
Crowston, Robert E.	GRE	336
Begum, Masuma	PATH	174
Mamun, Mohammad A.A.	ASP	140
Miah, Atab	ASP	34

St. Peter's	Turnout 43.4%	
<i>2 LAB gains from THF</i>		
Brady, Kevin J.	LAB	2,660
Khan, Tarik A.	LAB	2,483
Salva Macallan, Gabriela	LAB	2,375
Mustaquim, Muhammad A.*	ASP	1,034
Chowdhury, Abu T.	ASP	954
Alipir, Muhammed S.	ASP	822
Ahmed, Akram U.	PATH	781
Britten, Alexandra H.	GRE	781
Khan, Azizur R.	PATH	726
Miah, Abjol*	PATH	705
Jebb, Ciaran A.	GRE	640
Lant, Bethan A.	GRE	437
Griffiths, John D.M.	LD	364
Munro, Matilda A.Z.	LD	298
Field, Susan A.	CON	296
Erdogan, Arif O.	LD	255
Rodwell, Gregory W.P.	CON	198
Spiro, Zachary J.	CON	176

Stepney Green	Turnout 47.8%	
<i>2 LAB gains from THF</i>		
Akhtar, Sabina*	LAB	2,105
Uz-Zaman, Motin	LAB	1,515
Rahman, Akhlaqur	PATH	836
Miah, Ahabab	PATH	620
Rahman, Oliur*	ASP	496
Chestnutt, Kirsty F.	GRE	316
Rahman, Habibur	ASP	303
Fell, David N.	CON	223
Trenner-Lyle, Tiffany K.	CON	181
Lyle, George	GRE	178
Rees, Ailbhe E.	LD	164
Sanders, Antony P.	LD	148

Weavers	Turnout 40.7%	
<i>No change</i>		
Mukit, Mohammed A.	LAB	1,773
Pierce, John P.*	LAB	1,516
Salam, Mohammed F.E.	ASP	533
Hussain, Mohammed A.	ASP	517
Fernandez, Andrew S.	GRE	342
Smith, Chris	GRE	316
Long, Edward A.G.	LD	266
Shopna, Halima B.	PATH	231
Baldwin, Philip C.	CON	220
Weaver, Elliott	CON	194
Wood, Spencer M.S.	RNW	154
Uddin, Taj	PATH	141
Okoli, Ifeyinwa F.	LD	139

Whitechapel	Turnout 38.8%	
<i>3 LAB gains from THF</i>		
Ahmed, MD F.M.	LAB	1,812
Ameen, Shah M.R.I.S.	LAB	1,695
Obaze, Victoria N.	LAB	1,352
Ahmed, Shafi U.*	PATH	1,255
Khan, Aminur R.*	PATH	1,128
Asad, Muhammad A.	PATH	1,074
Harris-Greenslade, Catherine	GRE	414
East, Nicola	LD	373
Ali, Syed S.	ASP	341
Battye, Miles C.	GRE	324
Emmerson, Jane E.	CON	312
Nasim, Syeda E.	ASP	281
Fletcher, Mark P.	CON	274
Andjelic, Emanuel T.	LD	255
Jaigirdar, Gulam K.	ASP	253
Dube, Noel	CON	242
Nestor, Stilpon	LD	237

By-elections

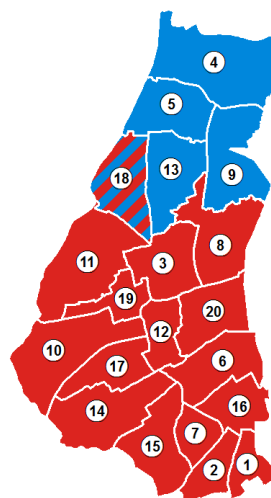
Stepney Green	Turnout 47.4%	
<i>11 June 2015</i>	<i>1 LAB gain from THF</i>	
Akhtar, Sabina	LAB	1,643
Chowdhury, Abu T.	IND	1,472
Chestnutt, Kirsty	GRE	272
Shea, Paul	UKIP	203
Azam, Safiul	CON	158
Dyer, Will	LD	114
Macneil-Brown, Jessie	SN	40
<i>Disqualification of Choudhury, Alibor (THF)</i>		

Whitechapel	Turnout 24.5%	
<i>01 December 2016</i>	<i>1 IND gain from THF</i>	
Ahmed, Shafi	IND	1,147
Obaze, Victoria	LAB	823
Fletcher, Will	CON	217
Andjelic, Emanuel T.	LD	173
Wilson, James	GRE	170
Smith, Martin	UKIP	34
<i>Disqualification of Ali, Shahed (THF)</i>		

Waltham Forest

Labour administration

1	Cann Hall	11	Higham Hill
2	Cathall	12	Hoe Street
3	Chapel End	13	Larkswood
4	Chingford Green	14	Lea Bridge
5	Endlebury	15	Leyton
6	Forest	16	Leytonstone
7	Grove Green	17	Markhouse
8	Hale End and Highams Park	18	Valley
9	Hatch Lane	19	William Morris
10	High Street	20	Wood Street



■ Conservative ■ Labour

State of the Parties, 1964-2018

	CON	LAB	LD	Other	Total
3.5.18	14	46	-	-	60
22.5.14	16	44	-	-	60
6.5.10	18	36	6	-	60
4.5.06	15	26	19	-	60
2.5.02	18	29	13	-	60
7.5.98	15	30	12	-	57
5.5.94	16	27	14	-	57
3.5.90	16	30	11	-	57
8.5.86	16	31	10	-	57
6.5.82	25	26	6	-	57
4.5.78	21	36	-	-	57
4.5.74	12	36	-	-	48
13.5.71	9	39	-	-	48
9.5.68	44	4	-	-	48
7.5.64	3	36	-	9	48

% share of the poll, 1964-2018

	% poll	CON	LAB	LD	Other
3.5.18	37.8	21.2	51.3	10.0	17.4
22.5.14	37.6	17.7	43.7	12.0	26.6
6.5.10	59.2	23.6	36.8	27.4	12.2
4.5.06	37.7	24.7	30.4	29.1	15.9
2.5.02	34.4	26.6	34.6	29.9	8.9
7.5.98	34.2	23.1	40.8	30.1	6.0
5.5.94	44.6	23.0	40.6	31.2	5.2
3.5.90	50.8	33.7	36.2	22.5	7.6
8.5.86	44.9	29.4	40.6	26.1	3.8
6.5.82	42.8	40.7	31.2	27.1	1.0
4.5.78	40.8	46.0	43.8	3.0	7.1
4.5.74	31.3	37.7	45.4	10.2	6.7
13.5.71	39.0	34.8	55.7	1.7	7.8
9.5.68	38.3	55.4	29.7	3.7	11.2
7.5.64	32.0	24.0	48.1	13.4	14.6

General Statistics

		Waltham Forest	London
Electorate	May 2018	185,224	5,962,160
	May 2014	184,059	5,878,824
Resident population aged 18 and over	Mid 2018	214,800	6,966,400
	Mid 2014	203,700	6,617,600
Estimated % unemployed	2017/18	4.9	5.0
	2013/14	9.8	8.4
Band 'D' council tax	May 2018	£1,538	£1,350
	May 2014	£1,455	£1,302

% share of the poll

	Date	% Poll	CON	LAB	LD	GRE	UKIP	IND	REA	Others
Cann Hall	3.5.18	33.9	5.2	59.7	20.0	13.1	-	-	-	2.0
	22.5.14	35.0	6.9	51.2	25.9	12.1	-	-	-	4.0
Cathall	3.5.18	31.9	6.8	69.4	7.6	11.6	-	-	-	4.6
	22.5.14	31.1	6.4	62.9	6.4	11.8	9.3	-	-	3.2
Chapel End	3.5.18	35.1	12.1	56.4	8.8	18.7	-	-	-	4.0
	22.5.14	37.6	11.1	43.5	14.3	14.7	11.5	-	-	4.8
Chingford Green	3.5.18	43.6	56.8	24.3	6.4	12.6	-	-	-	-
	22.5.14	39.9	40.9	16.5	6.8	-	23.6	5.3	-	7.1
Endlebury	3.5.18	41.4	62.1	24.9	4.5	8.4	-	-	-	-
	22.5.14	40.4	40.3	17.9	5.7	9.9	23.3	-	-	3.0
Forest	3.5.18	38.4	7.6	56.5	20.6	15.3	-	-	-	-
	22.5.14	39.9	7.3	42.7	26.0	13.2	8.0	-	-	2.8
Grove Green	3.5.18	34.9	6.2	57.0	21.0	12.2	-	-	-	3.6
	22.5.14	37.1	9.3	48.6	25.1	13.7	-	-	-	3.4
Hale End And Highams Park	3.5.18	48.8	37.4	43.2	6.4	13.0	-	-	-	-
	22.5.14	42.6	32.8	30.1	8.0	12.0	14.0	-	-	3.1
Hatch Lane	3.5.18	41.8	48.5	36.6	6.4	8.5	-	-	-	-
	22.5.14	36.8	32.7	20.5	6.4	14.6	22.0	-	-	3.9
High Street	3.5.18	37.2	6.5	54.6	8.4	18.4	-	-	-	12.1
	22.5.14	40.9	6.4	52.7	16.2	16.5	-	3.7	-	4.5
Higham Hill	3.5.18	33.3	9.2	58.5	6.6	15.5	-	10.2	-	-
	22.5.14	36.8	7.4	60.5	14.3	-	13.0	-	-	4.8
Hoe Street	3.5.18	36.3	9.2	57.1	8.2	18.4	-	-	-	7.0
	22.5.14	38.0	9.9	63.8	5.2	15.4	-	-	-	5.6
Larkwood	3.5.18	44.6	50.4	35.5	4.7	9.5	-	-	-	-
	22.5.14	36.5	39.7	25.5	4.7	-	21.8	-	-	8.3
Lea Bridge	3.5.18	32.0	8.1	59.2	6.1	18.1	-	-	-	8.5
	22.5.14	31.2	9.5	56.4	9.5	17.0	-	-	-	7.6
Leyton	3.5.18	36.2	5.1	56.9	33.0	-	-	-	-	5.0
	22.5.14	36.7	5.8	50.8	29.3	10.2	-	-	-	3.9
Leytonstone	3.5.18	36.4	10.2	60.7	8.8	17.5	-	-	-	2.7
	22.5.14	38.8	11.1	50.6	15.8	18.2	-	-	-	4.3
Markhouse	3.5.18	34.3	8.9	57.4	7.6	17.0	-	-	-	9.2
	22.5.14	34.2	11.6	51.9	7.7	20.4	-	-	-	8.3

% share of the poll
(continued)

	Date	% Poll	CON	LAB	LD	GRE	UKIP	IND	REA	Others
Valley	3.5.18	42.6	46.4	45.3	5.1	-	-	-	-	3.2
	22.5.14	37.8	34.3	29.3	5.6	-	21.4	-	-	9.3
William Morris	3.5.18	37.0	7.8	60.5	7.0	19.3	-	-	-	5.4
	29.6.17	<i>n/a</i>	13.0	68.4	-	18.6	-	-	-	-
	22.5.14	41.5	6.3	58.2	5.8	17.7	8.1	-	-	3.9
Wood Street	3.5.18	38.6	12.2	60.4	7.2	15.6	-	-	-	4.5
	22.5.14	40.8	18.1	49.6	4.0	14.6	9.4	-	-	4.4

Results

Cann Hall Turnout 33.9%*No change*

Littlejohn, Sally*	LAB	1,993
Rayner, Keith*	LAB	1,971
Edwards, Patrick*	LAB	1,958
Phillips, Elizabeth J.	LD	726
Alexander, Rupert A.	LD	682
Faiz, Mahmood H.	LD	574
Amlani, Ami	GRE	434
Berg, Kathleen	CON	178
Brimley, Philip	CON	167
Shaikh, Muhammed	CON	167
Laker-Mansfield, Claire R.	TUSC	67

Cathall Turnout 31.9%*No change*

Asghar, Naheed*	LAB	1,996
Wheeler, Terence V.*	LAB	1,887
O'Dea, Jonathan G.	LAB	1,863
Roberts, Glyn L.	GRE	320
Howard, John C.	LD	231
Ahmad, Fatima	CON	219
O'Brien, Joan S.M.	LD	205
Kitson, Clyde	LD	194
Moss, Craig	CON	194
Isa, Zarfif	CON	153
Jones, Scott F.	TUSC	76
Raza, Elzbieta	DP	50

Chapel End Turnout 35.1%*No change*

Mitchell, Louise*	LAB	2,272
Douglas, Paul L.*	LAB	2,187
Terry, Stephen*	LAB	1,986
Wheat, Susan M.	GRE	712
Simmons, James	CON	495
Lushi, Fatlum	CON	459
Harris, Rachelle F.	LD	430
Miah, Mostakin	CON	429
Pike, Adam G.	LD	293
Sigrist, Peter J.	LD	279
Parslow, Kevin G.	TUSC	153

Chingford Green

Turnout 43.6%

No change

Hemsted, Andrew	CON	2,185
Isa, Ilkay	CON	2,133
Halebi, Halil	CON	2,113
Falconer, Kieran	LAB	967
Highfield, Shameem K.A.	LAB	924
Lyons, Anton I.N.	LAB	860
James, Miranda	GRE	474
Carder, Joan M.	LD	270
Sullivan, Jeniffer E.	LD	213

Endlebury

Turnout 41.4%

No change

Berg, Roy*	CON	2,276
Best, Emma	CON	2,223
Goldie, Mitchell	CON	2,166
Griffiths, Arran J.	LAB	929
Ihenachor, Crystal	LAB	890
Rafique, Shaheen	LAB	855
Warrington, Anne R.	GRE	301
Portou, Christopher J.	LD	172
Szabo-Shaw, Bettina	LD	153

Forest

Turnout 38.4%

No change

Dhedhi, Shabana*	LAB	2,101
Berberi, Kastriot*	LAB	2,013
Lyons, Gerard*	LAB	1,936
Sullivan, Jordan R.	LD	770
Pickering, Rupert J.C.	LD	735
Sherwood, David J.L.	LD	698
Korchien, Diana	GRE	548
Maske, Lauren	CON	281
Randall, Barbara	CON	278
Jovicic, Pamela	CON	258

Grove Green Turnout 34.9%*No change*

Mbachu, Anna*	LAB	2,052
Limbajee, Khevynraj*	LAB	2,047
Robbins, Christopher A.*	LAB	1,997
Angus, Arran P.	LD	897
McCarthy, Naomi	LD	725
Obasi, Ukonu E.	LD	623
Donovan, Deanna	GRE	456
Connor, Liam B.	GRE	416
Bartram, Jane	CON	247
Ellingham, James	CON	216
Halland, Thor F.P.	CON	200
Sachs-Eldridge, Sarah E.	TUSC	128

Hale End and Highams Park Turnout 48.8%*2 LAB gains from CON*

Bell, Anthony D.	LAB	2,114
Doré, Rosalind A.	LAB	2,011
Rehman, Zia-Ur	LAB	1,846
Rackham, Sheree*	CON	1,749
Chopra-Evans, Munish	CON	1,716
Samuel, Molly	CON	1,694
Payne, Roger M.	GRE	597
Morgan, Jane E.	LD	319
Loxton, Joanna R.	LD	274

Hatch Lane Turnout 41.8%*No change*

Fitzgerald, Marion J.*	CON	1,768
Walker, Geoffrey*	CON	1,739
James, Tim*	CON	1,709
Finlayson, Lesley A.	LAB	1,338
Fenton, Elizabeth J.	LAB	1,309
Lennox, Jenny	LAB	1,287
Green, Rosemary	GRE	367
Holloway, Michael H.W.	GRE	279
Redwood, Rebecca M.	GRE	272
Cooke, Edward C.	LD	231

High Street Turnout 37.2%*No change*

Coghill, Clare*	LAB	2,629
Anwar, Mohammad	LAB	2,354
Ali, Liaquat*	LAB	2,160
Johns, Andrew D.	GRE	804
Simmons, Ciara M.	LD	374
Burnell, Sally	LD	361
Fitzgerald, Rory M.	LD	358
Keough, Richard	CON	303
Taaffe, Nancy	TUSC	297
Gibbons, Henryka	CON	289
Akinbusoye, Adenike	CON	263
O'Rourke, James M.	LIND	259
Hay, Marvin I.H.	TUSC	242

Higham Hill Turnout 33.3%*No change*

Bellamy, Karen*	LAB	2,406
Ali, Hather	LAB	2,188
Strathern, Alistair*	LAB	2,061
Ashcroft, Louise	GRE	587
Bennett-Goodman, Timothy*	IND	385
Atkin-House, Carl	CON	383
Bamber, Michael	CON	351
Daniel, Malachi	CON	315
Smith, Patrick C.	LD	255
Malik, Shahnaz S.	LD	245

Hoe Street Turnout 36.3%*No change*

Mahmud, Saima*	LAB	2,409
Khan, Ahsan*	LAB	2,222
Connor, Thomas	LAB	2,219
Lambert, Stephen W.	GRE	736
Davis, Matthew*	CON	395
Holloway, Svetlana	CON	357
Wedderburn, Rachel	CON	355
Gil Martinez, Letica	LD	350
Goodman, James N.	LD	348
Addenbrooke, Thomas E.	LD	290
Bell, Paul A.	TUSC	281

Larkswood	Turnout 44.6%		Leytonstone	Turnout 36.4%	
<i>No change</i>			<i>No change</i>		
Moss, John J.C.*	CON	2,196	Loakes, Clyde*	LAB	2,218
Seesunkur, Selina	CON	2,027	Gray, Jennifer*	LAB	2,168
Saumarez, Catherine	CON	2,008	Pye, Marie*	LAB	2,132
Da Costa, Angelo E.	LAB	1,500	Dawes, Mark S.	GRE	628
Ali-Rahman, Rehana B.	LAB	1,479	Cristea, Marian	CON	425
Ali-Rahman, Shumon	LAB	1,412	Choudhry, Muhammad A.	LD	358
Tatam, Robert F.	GRE	392	McCarthy, David G.	LD	338
Hirst, Leonie C.	LD	211	Small, Camilla F.J.	CON	338
Lea, Nigel	LD	173	Hemsted, Roger	CON	335
			Young, David	LD	252
			Best, Mark	TUSC	119
			Priya, Marijerla	TUSC	97
			Sharieff, Theodore M.	TUSC	75
Lea Bridge	Turnout 32.0%		Markhouse	Turnout 34.3%	
<i>No change</i>			<i>No change</i>		
Ahmad, Masood*	LAB	2,313	Waldron, Sharon*	LAB	2,173
Osho, Yemisi*	LAB	2,131	Mahmood, Asim*	LAB	2,075
Asghar, Mohammad*	LAB	2,036	Khan, Johar*	LAB	2,064
Barrat, Rachel S.	GRE	660	Lemin, Christopher C.	GRE	625
Burton, Elliot	CON	408	Offer, Laura	LD	379
Khadim, Irfan	CON	262	Hemsted, Gillian	CON	354
Miah, Jemima	LD	252	Islam, Saima	CON	335
Ahmed, Zeshan	LD	240	Leport, Jerry	CON	286
Shaikh, Mohammed	CON	222	Marczynski, Marek D.	LD	250
Reynolds, Martin S.	TUSC	214	Robinson, Benjamin A.	TUSC	230
Qureshi, Waqas U.	LD	175	Simonds-Gooding, Samuel E.T.	LD	203
Gajos, Beata S.	DP	97	Dorobisz, Joanna M.	DP	106
Leyton	Turnout 36.2%		Valley	Turnout 42.6%	
<i>No change</i>			<i>No change</i>		
Edwards, Jacob S.*	LAB	2,122	Hemsted, Jemma*	CON	1,764
Ihenachor, Whitney*	LAB	2,114	Baptiste, Elizabeth	LAB	1,747
Miller, Simon J.*	LAB	1,943	Siggers, Alan*	CON	1,703
Sullivan, Robert F.	LD	1,253	Beg, Aktar*	LAB	1,654
Bird, Edward P.C.	LD	1,167	Akram, Afzal	CON	1,631
Qureshi, Mashoodul F.	LD	1,162	Khan, Zaheer	LAB	1,582
Branagan, Patricia	CON	192	Paterson, Ian A.	LD	204
Moseley, Rommel	CON	190	Curtis-Hale, Joshua P.	LD	173
Caplan, Michael	CON	176	Boyle, Henry A.	NLP	117
Danielewicz, Boguslawa A.	DP	96			
Gérôme, Cédric H.D.	TUSC	85			

William Morris	Turnout 37.0%	
<i>No change</i>		
Williams, Grace M.*	LAB	2,429
Lacey-Holland, Joseph E.	LAB	2,286
Ali, Umar*	LAB	2,283
Hamilton, David A.R.	GRE	743
Balkan, Millie*	CON	315
Connon, Benjamin	CON	303
Coles, Dexter	CON	288
Schreuder, Jan-Dinant	LD	280
Rodden, Michael J.	LD	259
Mitchell, Paula J.	TUSC	229
Douglas, Kenneth S.	TUSC	187

Wood Street	Turnout 38.6%	
<i>No change</i>		
Flowers, Rosalyn J.	LAB	2,496
Te Velde, Victoria E.Y.	LAB	2,333
Sweden, Richard C.*	LAB	2,262
Olende, Christine J.	GRE	612
Murphy, Stephen	CON	510
Bhuiyan, Md A.M.	CON	479
Ikram, Humayun	CON	438
Bramley, Beth V.	LD	359
Ahmed, Suleman N.	LD	248
Mirza, Sadia	LD	242
Taaffe, Linda S.	TUSC	184
Hawksbee, Lee	TUSC	172

By-elections

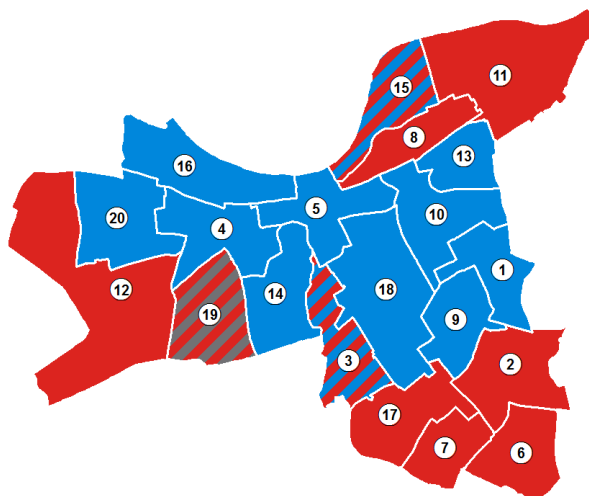
William Morris

<i>29 June 2017</i>	<i>No change</i>	
Ali, Umar	LAB	1,923
Tully, Rebecca S.	GRE	524
Akram, Afzal	CON	365
<i>Death of Ali, Nadeem (LAB)</i>		

Wandsworth

Conservative administration

1 Balham	12 Roehampton and Putney Heath
2 Bedford	13 Shaftesbury
3 Earlsfield	14 Southfields
4 East Putney	15 St. Mary's Park
5 Fairfield	16 Thamesfield
6 Furzedown	17 Tooting
7 Graveney	18 Wandsworth Common
8 Latchmere	19 West Hill
9 Nightingale	20 West Putney
10 Northcote	
11 Queenstown	



■ Conservative ■ Labour ■ Independent

State of the Parties, 1964-2018

	CON	LAB	LD	Other	Total
3.5.18	33	26	-	1	60
22.5.14	41	19	-	-	60
6.5.10	47	13	-	-	60
4.5.06	51	9	-	-	60
2.5.02	50	10	-	-	60
7.5.98	50	11	-	-	61
5.5.94	45	16	-	-	61
3.5.90	48	13	-	-	61
8.5.86	31	30	-	-	61
6.5.82	33	27	1	-	61
4.5.78	36	25	-	-	61
4.5.74	12	48	-	-	60
13.5.71	7	53	-	-	60
9.5.68	48	12	-	-	60
7.5.64	13	47	-	-	60

% share of the poll, 1964-2018

	% poll	CON	LAB	LD	Other
3.5.18	43.6	38.4	38.7	7.7	15.2
22.5.14	36.9	39.8	31.9	7.2	21.1
6.5.10	62.7	45.8	28.2	16.5	9.5
4.5.06	34.1	51.2	23.8	10.3	14.7
2.5.02	29.7	49.4	30.9	10.9	8.8
7.5.98	39.4	52.7	35.6	8.3	3.4
5.5.94	50.0	49.4	39.1	8.8	2.7
3.5.90	56.5	50.8	37.1	4.5	7.6
8.5.86	51.4	42.7	44.0	10.9	2.5
6.5.82	48.7	42.7	38.1	18.8	0.5
4.5.78	45.3	51.7	42.0	4.0	2.4
4.5.74	35.7	38.2	52.1	8.9	0.8
13.5.71	40.3	38.2	60.4	0.7	0.8
9.5.68	34.3	59.7	34.9	4.6	0.8
7.5.64	35.0	38.1	53.3	6.5	2.1

General Statistics

		Wandsworth	London
Electorate	May 2018	229,129	5,962,160
	May 2014	234,029	5,878,824
Resident population aged 18 and over	Mid 2018	260,500	6,966,400
	Mid 2014	252,400	6,617,600
Estimated % unemployed	2017/18	3.9	5.0
	2013/14	6.5	8.4
Band 'D' council tax	May 2018	£700	£1,350
	May 2014	£692	£1,302

% share of the poll

	Date	% Poll	CON	LAB	LD	GRE	UKIP	IND	REA	Others
Balham	3.5.18	46.3	42.1	32.7	7.3	8.1	-	-	-	9.9
	22.5.14	34.6	47.1	23.3	8.9	15.3	5.4	-	-	-
Bedford	3.5.18	46.1	35.0	49.2	6.0	9.8	-	-	-	-
	22.5.14	39.5	37.7	37.3	6.3	13.7	5.0	-	-	-
Earlsfield	3.5.18	49.3	41.7	45.6	5.3	7.4	-	-	-	-
	7.5.15	66.8	49.9	36.4	4.3	6.1	3.2	-	-	-
	22.5.14	38.3	38.7	34.2	6.5	13.7	6.9	-	-	-
East Putney	3.5.18	41.1	52.8	25.4	15.2	6.7	-	-	-	-
	22.5.14	35.8	48.1	20.6	9.4	14.0	7.9	-	-	-
Fairfield	3.5.18	39.7	45.5	29.1	7.7	11.1	-	-	-	6.7
	22.5.14	31.8	43.6	23.1	8.4	14.3	6.5	4.1	-	-
Furzedown	3.5.18	45.4	21.2	64.4	4.3	10.1	-	-	-	-
	22.5.14	43.7	20.2	56.6	4.9	10.1	5.9	-	-	2.3
Graveney	3.5.18	40.0	20.2	63.6	3.6	10.5	-	-	-	2.1
	22.5.14	38.1	18.1	54.8	6.4	13.2	5.3	-	-	2.1
Latchmere	3.5.18	37.0	21.3	57.5	5.4	8.0	1.6	3.4	-	2.9
	22.5.14	34.9	27.1	46.2	5.0	11.7	7.5	-	-	2.4
Nightingale	3.5.18	49.3	41.6	37.6	9.3	8.4	0.8	-	-	2.3
	22.5.14	36.4	47.3	26.0	7.9	13.9	4.9	-	-	-
Northcote	3.5.18	42.7	47.0	21.1	12.3	10.6	-	-	-	8.9
	22.5.14	33.3	51.4	19.8	9.0	15.1	4.8	-	-	-
Queenstown	3.5.18	38.3	34.5	49.8	6.7	6.3	-	-	-	2.7
	10.11.16	23.8	33.9	53.3	8.6	4.2	-	-	-	-
	22.5.14	35.8	40.2	39.5	4.5	8.5	7.3	-	-	-
Roehampton and Putney Heath	3.5.18	36.1	34.5	50.0	6.4	9.0	-	-	-	-
	22.5.14	35.0	32.1	45.7	3.5	9.1	9.5	-	-	-
Shaftesbury	3.5.18	42.5	40.9	35.6	6.3	9.2	-	-	-	8.0
	22.5.14	33.0	45.7	27.4	9.6	14.9	-	-	-	2.4
Southfields	3.5.18	48.9	45.5	34.4	10.7	6.7	1.2	-	-	1.5
	22.5.14	39.7	38.5	22.6	6.8	13.2	-	18.9	-	-
St. Mary's Park	3.5.18	43.6	41.7	39.2	5.5	9.2	-	-	-	4.4
	22.5.14	33.5	43.2	26.2	7.7	14.8	8.2	-	-	-
Thamesfield	3.5.18	43.1	50.8	20.4	18.1	10.7	-	-	-	-
	9.11.17	32.0	48.9	28.2	15.9	7.0	-	-	-	-
	22.5.14	37.5	50.0	17.5	9.6	17.0	6.0	-	-	-

% share of the poll
(continued)

	Date	% Poll	CON	LAB	LD	GRE	UKIP	IND	REA	Others
Tooting	3.5.18	39.1	23.2	61.0	4.9	10.8	-	-	-	-
	<i>18.8.16</i>	<i>20.6</i>	<i>25.7</i>	<i>58.5</i>	<i>10.6</i>	<i>4.6</i>	-	-	-	<i>0.6</i>
	22.5.14	41.6	27.8	45.2	6.0	11.4	5.4	-	-	4.2
Wandsworth Common	3.5.18	47.6	59.8	23.3	7.8	9.1	-	-	-	-
	22.5.14	39.2	52.5	19.4	8.7	12.4	7.0	-	-	-
West Hill	3.5.18	51.1	18.2	22.0	3.3	5.2	-	51.3	-	-
	22.5.14	37.4	41.5	29.1	7.8	13.3	8.3	-	-	-
West Putney	3.5.18	44.0	54.5	28.6	10.1	6.8	-	-	-	-
	22.5.14	37.6	51.5	20.2	8.5	10.9	8.9	-	-	-

Results

Balham			Turnout 46.3%			East Putney			Turnout 41.1%		
<i>No change</i>						<i>No change</i>					
Mowatt, Lucy A.	CON	2,495	Binder, Sarah J.L.	CON	2,627						
Ellis, John P.*	CON	2,458	Crivelli, Luigi G.*	CON	2,503						
Salier, Clare D.W.*	CON	2,309	Govindia, Ravindra P.*	CON	2,418						
Watson, Susan V.	LAB	1,976	Ayres, Finna J.	LAB	1,296						
Wolfers, Alexander K.M.	LAB	1,863	Flanagan, Eileen A.	LAB	1,232						
McGowan, Benedict P.	LAB	1,802	Samuel, Hugh R.	LAB	1,098						
Coghlan, Christopher A.F.	RNW	568	Rodriguez Andres, Jose I.	LD	795						
Green, Christine A.	LD	501	Williams, John M.	LD	743						
Radley, Daniel	GRE	465	Williams, Timothy G.	LD	633						
Carey, Philip J.	LD	455	Gray, Anita C.	GRE	389						
Green, Matthew G.	LD	304	Croall, Jonathan S.	GRE	324						
			Morris, Richard J.	GRE	240						
Bedford			Turnout 46.1%			Fairfield			Turnout 39.7%		
<i>1 LAB gain from CON</i>						<i>No change</i>					
Anderson, Kathleen F.*	LAB	2,835	McCausland, Piers C.*	CON	2,235						
Fraser, Clare L.	LAB	2,719	Sweet, William H.E.*	CON	2,172						
Wakefield, Hector S.K.	LAB	2,376	O'Broin, Rory P.	CON	2,154						
Smith, Philippa C.	CON	1,955	Annan, Juliana A.K.	LAB	1,430						
Norman, Thomas D.	CON	1,889	Jackson, Lynne T.	LAB	1,414						
Wright, Shaun P.	CON	1,794	Jewesbury, Ian	LAB	1,351						
Vickery, Albert R.	GRE	525	Carlyon, David R.	GRE	533						
Lane, David P.	LD	354	Patterson, David	LD	443						
Robinson, Mark A.	LD	317	Warren, Patrick M.	LD	355						
Woodward, William E.	LD	295	Hilton, George	RNW	321						
			Scaping, Paul H.	LD	316						
Earlsfield			Turnout 49.3%			Furzedown			Turnout 45.4%		
<i>1 LAB gain from CON</i>						<i>No change</i>					
Rigby, Joanne L.	LAB	2,664	Cooper, Leonie A.*	LAB	3,488						
Henderson, Graeme P.	LAB	2,642	Gasser, Judith M.H.	LAB	3,371						
Graham, Angela*	CON	2,595	Jones, Candida A.R.*	LAB	3,254						
McDonald, Alan J.	LAB	2,585	Clay, Claire E.*	CON	1,174						
Preston, Lewis M.	CON	2,314	Broadhurst, Robert J.K.	CON	1,167						
Jeffreys, James E.	CON	2,309	Toktas, Nabi	CON	982						
Goodwin, Glyn K.	GRE	470	Harrison, John G.	GRE	526						
Mieville, Vanessa A.	GRE	385	Casoojee, Raaid A.	LD	292						
Edgeworth, Paul	LD	335	Pindar, Maltby J.	LD	197						
Chapireau, David L.	LD	309	Wilson, Gary J.H.	LD	190						
Henley, Russell P.	LD	273									

Graveney Turnout 40.0%*No change*

Akinola, Adeylynne	LAB	3,025
Forbes, Kate A.	LAB	2,982
Gibbons, Andrew*	LAB	2,894
Bassett, Miles A.F.	CON	950
Dunn, Antonia F.P.*	CON	939
Williams, Toby E.	CON	938
Obiri-Darko, Esther	GRE	491
Bieniek, Stephen P.	LD	188
Derrington, Giles	LD	184
Hamilton-Williams, Colin A.	LD	126
Zalewska-Kinash, Dorota	DP	96

Latchmere Turnout 37.0%*No change*

Belton, Anthony J.*	LAB	2,587
Stock, Katharine C.	LAB	2,519
Hogg, Simon A.*	LAB	2,442
Carington, Robert P.F.	CON	994
Stewart-Clark, Alex	CON	913
Ridout, Joseph	CON	890
Lee, Sheaian M.	GRE	349
Alexander, Jonathan J.	LD	257
Bennett, Mark G.	LD	231
Walder, Philip M.	LD	218
McHugh, Alexander C.S.	IND	148
Poschl, Caroline	RNW	99
Power, Eugene M.	UKIP	71
Skeffington, Charles J.	UKIP	71
Price, Ruth	DVP	26

Nightingale Turnout 49.3%*No change*

McDermott, Sarah C.*	CON	2,535
Field, Richard C.*	CON	2,461
Hart, Ian P.*	CON	2,383
Wilson, Rebecca L.	LAB	2,321
Fowler, Henry W.A.	LAB	2,186
O'Flynn, Colm M.	LAB	2,158
Glover, Oliver G.N.	LD	607
Maydew, Sabrina-Provence A.	LD	560
Ellen, Patrick C.	GRE	499
Irwin, Jonathon D.	LD	477
Blair, James A.T.	RNW	134
McDonald, Strachan D.	UKIP	47

Northcote Turnout 42.7%*No change*

Dawson, Peter M.*	CON	2,516
Nathanson, Louise R.D.	CON	2,389
Richards-Jones, Aled	CON	2,323
Merrigan, Amy M.	LAB	1,168
Ingram, Chloe L.	LAB	1,097
Hymas, Thomas P.D.	LAB	982
Linden, David A.	LD	880
Cronin, Muriel B.	LD	588
Austin, Caroline M.	GRE	545
Hilton, Jane S.	RNW	458
Jayson, Daniel M.	LD	417

Queenstown Turnout 38.3%*2 LAB gains from CON*

Dikerdem, Aydin E.	LAB	2,637
Walker, Paula J.	LAB	2,425
McLeod, Maurice S.A.	LAB	2,366
Corner, Matthew J.	CON	1,734
Hanson, Marie T.*	CON	1,712
Taylor, Justin S.	CON	1,699
Baker, Stella	GRE	384
Mele, Florence	LD	365
Gitsham, Mark	LD	335
Lage Martinez, Jordi	LD	293
Stuart, Elridge F.	GRE	246
Hass, Daria A.	RNW	134

Roehampton And Putney Heath Turnout 36.1%*No change*

Ambache, Jeremy N.*	LAB	1,806
McKinney, Susan E.*	LAB	1,797
Gilbert, Marianne C.H.	LAB	1,724
Masood, Mohammad	CON	1,249
Knight, Kyle	CON	1,231
Lynch, Dan F.	CON	1,197
McEntee, Fergal J.	GRE	319
Speedy, Helen M.	LD	250
Brown, Hugh P.	LD	226
Speedy, Benjamin G.	LD	208

Shaftesbury		Turnout 42.5%		Thamesfield		Turnout 43.1%	
<i>No change</i>				<i>No change</i>			
Byrne, Hugh P.	CON	2,131		Torrington, Rosemary*	CON	2,697	
Cook, Jonathan P.*	CON	2,085		Ryder, Michael J.*	CON	2,618	
Senior, John G.B.*	CON	1,934		Locker, John*	CON	2,492	
Heath, Samantha L.	LAB	1,899		Warren, Sally A.	LAB	1,103	
Linton, Sara L.	LAB	1,892		Gibbons, Stephen	LAB	1,019	
Zaheer, Mohammad U.	LAB	1,565		Locke, Christopher E.	LAB	1,011	
Frew, James D.	GRE	460		Benton, Paul H.	LD	975	
Davis, Richard A.	LD	410		Mercer, Ryan J.	LD	929	
Cousins, James A.*	RNW	399		Keep, James J.	LD	877	
Harlow, Alexander D.	LD	277		McCann, Diana M.	GRE	739	
Shields, Simon G.	LD	267		Carter, Richard F.	GRE	468	
				Pasola, Ann	GRE	430	
Southfields				Tooting			
Turnout 48.9%				Turnout 39.1%			
<i>No change</i>				<i>No change</i>			
Caddy, Kim*	CON	2,981		Critchard, Annamarie M.*	LAB	3,016	
Humphries, Guy D.R.*	CON	2,912		Daley, James G.D.*	LAB	2,917	
Walsh, Terence M.*	CON	2,888		White, Paul J.*	LAB	2,694	
Boswell, Sheila M.	LAB	2,338		Mason-Rutherford, Mary L.A.	CON	1,150	
Griffith, Guy D.P.	LAB	2,155		Gibbs, Edward J.P.	CON	1,118	
Nicholas, Sam A.	LAB	2,137		Zwain, Andrew	CON	1,017	
Wixley, Susan J.	LD	716		Bailey-Morgan, Liam R.	GRE	511	
Durai-Bates, Pappathi	LD	696		Thumar, Vijay	LD	256	
Lyons, Duncan J.A.	LD	643		Lee, John R.	LD	232	
Fletcher, Benjamin J.	GRE	462		Morse, Daniel G.	LD	202	
Harris, Lauren J.	GRE	402					
Blair, Nicola J.	RNW	94					
Ward, Patricia M.	UKIP	80					
St. Mary's Park				Wandsworth Common			
Turnout 43.6%				Turnout 47.6%			
<i>1 LAB gain from CON</i>				<i>No change</i>			
Hampton, Melanie C.A.*	CON	2,602		Birchall, Rosemary J.	CON	3,124	
Morgan, Rhodri D.E.	CON	2,498		Graham, Peter T.	CON	2,932	
Wintle, Emily M.	LAB	2,495		Flook, Adrian J.	CON	2,903	
Pitt, Charles W.R.	CON	2,484		Blowes, Peter	LAB	1,206	
Valentine, Matthew J.	LAB	2,468		Irfan, Marium	LAB	1,206	
Worrall, Stephen	LAB	2,162		Tong, Mathilda E.	LAB	1,074	
Davis, Lois E.	GRE	561		Arms, Eileen R.	LD	491	
Hughes Kroon, Sian E.	LD	380		Hudd, Simon J.	GRE	457	
Anderson, Robert D.	LD	314		Ogden, Caroline	LD	409	
Leitch, Michael A.	LD	308		Sharich, Simon A.	LD	268	
Britten, David J.	RNW	267					

West Hill			Turnout 51.1%			West Putney			Turnout 44.0%		
<i>2 LAN & 1 IND gain from CON</i>						<i>No change</i>					
Grimston, Malcolm C.*	IND	4,002				Cooper, Jane*	CON	2,684			
Ireland, Angela M.	LAB	1,850				Lewer, Ian P.*	CON	2,604			
Carpenter, Peter J.*	LAB	1,687				Sutters, Stephanie J.*	CON	2,584			
Rodwell, Alison D.	CON	1,626				Inan, Yasin	LAB	1,419			
Hara, Nobuco	LAB	1,606				McKinney, James A.	LAB	1,405			
Murtas, Salvatore	CON	1,363				Olech, Susan	LAB	1,304			
Hughes, Robert D.	CON	1,265				Compson, Helen M.	LD	580			
Brown, Terence G.	GRE	448				Gillbe, Charles E.	LD	458			
Staniaszek, Penny B.	GRE	364				Davis, Sharon R.	LD	419			
Dooddy, Eleanor M.	LD	264				Killick, Emma J.	GRE	369			
Hinton, Andrew C.	LD	250				Pang, Jennifer	GRE	342			
Joy, Linda M.	LD	249				Poole, Christopher E.	GRE	266			

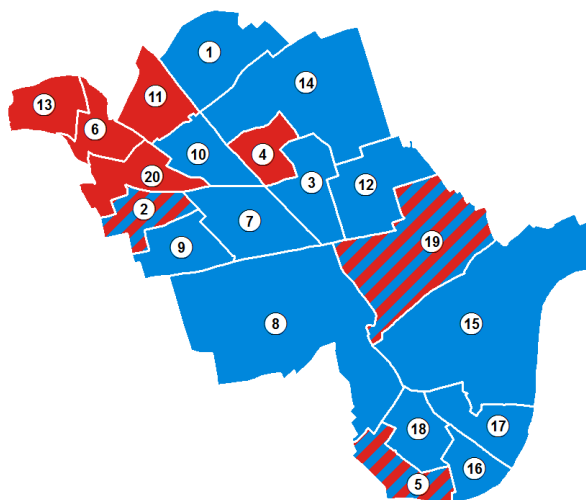
By-elections

Earlsfield			Turnout 66.8%			Thamesfield			Turnout 32.0%		
<i>07 May 2015</i>						<i>09 November 2017</i>					
<i>No change</i>						<i>No change</i>					
Graham, Angela	CON	4,218				Locker, John	CON	1,910			
White, Paul J.	LAB	3,079				Warren, Sally A.	LAB	1,101			
Morgan, Liam R.	GRE	514				Mercer, Ryan J.	LD	619			
Bailey, Oliver A.	LD	367				McCann, Diana M.	GRE	275			
Blackwell, Thomas M.	UKIP	274				<i>Death of Maddan, James P. R. (CON)</i>					
<i>Death of Knowles, Adrian C. (CON)</i>											
Queenstown			Turnout 23.8%			Tooting			Turnout 20.6%		
<i>10 November 2016</i>						<i>18 August 2016</i>					
<i>No change</i>						<i>No change</i>					
Osborne Dikerdem, Aydin E.	LAB	1,551				White, Paul	LAB	1,467			
Morgan, Rhodri D. E.	CON	987				Norman, Thomas David	CON	644			
Davis, Richard A.	LD	249				Arms, Eileen Riley	LD	267			
Baker, Stella	GRE	122				Vickery, Albert Roy	GRE	116			
<i>Death of Ephson, Sally-Ann (LAB)</i>						Balkan, Alexander Ali	SDP	15			
						<i>Resignation of Johnson, Benjamin R. (LAB)</i>					

City of Westminster

Conservative administration

1	Abbey Road	11	Maida Vale
2	Bayswater	12	Marylebone High Street
3	Bryanston and Dorset Square	13	Queen's Park
4	Church Street	14	Regent's Park
5	Churchill	15	St. James's
6	Harrow Road	16	Tachbrook
7	Hyde Park	17	Vincent Square
8	Knightsbridge and Belgravia	18	Warwick
9	Lancaster Gate	19	West End
10	Little Venice	20	Westbourne



■ Conservative ■ Labour

State of the Parties, 1964-2018

	CON	LAB	LD	Other	Total
3.5.18	41	19	-	-	60
22.5.14	44	16	-	-	60
6.5.10	48	12	-	-	60
4.5.06	48	12	-	-	60
2.5.02	48	12	-	-	60
7.5.98	47	13	-	-	60
5.5.94	45	15	-	-	60
3.5.90	45	15	-	-	60
8.5.86	32	27	-	1	60
6.5.82	43	16	-	1	60
4.5.78	39	19	-	2	60
4.5.74	37	23	-	-	60
13.5.71	37	23	-	-	60
9.5.68	55	5	-	-	60
7.5.64	41	19	-	-	60

% share of the poll, 1964-2018

	% poll	CON	LAB	LD	Other
3.5.18	38.0	42.3	40.3	9.0	8.5
22.5.14	32.3	40.7	32.8	6.2	20.3
6.5.10	53.2	43.2	25.4	18.9	12.5
4.5.06	42.7	57.5	23.3	15.6	3.6
2.5.02	27.4	56.4	27.6	13.0	3.1
7.5.98	32.0	55.1	32.1	9.0	3.8
5.5.94	46.1	52.4	35.3	9.9	2.4
3.5.90	51.5	53.2	35.0	7.2	4.6
8.5.86	39.6	42.5	38.7	17.3	1.5
6.5.82	37.4	49.6	30.0	18.4	2.0
4.5.78	35.5	55.7	37.9	1.3	5.1
4.5.74	33.3	50.8	42.6	4.8	1.8
13.5.71	33.2	50.6	45.8	2.6	0.9
9.5.68	27.2	71.7	24.7	2.9	0.8
7.5.64	28.0	53.8	41.5	4.2	0.4

General Statistics

		City of Westminster	London
Electorate	May 2018	134,386	5,962,160
	May 2014	138,841	5,878,824
Resident population aged 18 and over	Mid 2018	209,500	6,966,400
	Mid 2014	192,600	6,617,600
Estimated % unemployed	2017/18	6.2	5.0
	2013/14	6.0	8.4
Band 'D' council tax	May 2018	£688	£1,350
	May 2014	£681	£1,302

% share of the poll

	Date	% Poll	CON	LAB	LD	GRE	UKIP	IND	REA	Others
Abbey Road	3.5.18	37.0	62.7	18.9	9.6	8.8	-	-	-	-
	22.5.14	30.9	58.0	19.6	10.2	12.2	-	-	-	-
Bayswater	3.5.18	39.7	37.3	35.1	18.8	8.8	-	-	-	-
	22.5.14	30.4	39.5	20.9	21.9	17.7	-	-	-	-
Bryanston and Dorset Square	3.5.18	32.7	41.2	19.6	10.9	10.8	-	-	-	17.5
	22.10.15	17.9	49.7	14.3	3.9	9.9	3.6	-	-	18.6
	22.5.14	29.4	51.7	19.2	11.9	17.2	-	-	-	-
Church Street	3.5.18	33.5	15.9	72.4	4.5	7.3	-	-	-	-
	5.5.16	45.0	16.6	70.3	6.6	-	5.7	-	-	0.8
	22.5.14	34.8	18.5	67.1	-	14.4	-	-	-	-
Churchill	3.5.18	45.6	42.6	44.7	6.9	-	-	5.8	-	-
	22.5.14	41.8	35.0	39.7	6.0	10.6	-	8.6	-	-
Harrow Road	3.5.18	34.4	15.1	65.9	6.4	12.5	-	-	-	-
	23.07.15	19.4	22.1	75.4	-	-	2.5	-	-	-
	22.5.14	32.9	15.7	56.5	-	16.7	11.1	-	-	-
Hyde Park	3.5.18	31.3	49.8	29.1	10.2	10.8	-	-	-	-
	22.5.14	26.6	52.6	24.5	-	12.9	10.0	-	-	-
Knightsbridge and Belgravia	3.5.18	34.5	81.0	10.2	8.8	-	-	-	-	-
	22.5.14	26.3	74.8	10.2	-	15.0	-	-	-	-
Lancaster Gate	3.5.18	38.1	48.7	36.4	14.9	-	-	-	-	-
	22.5.14	29.0	51.3	21.9	11.9	14.9	-	-	-	-
Little Venice	3.5.18	44.3	49.7	40.4	9.9	-	-	-	-	-
	22.5.14	32.5	47.7	29.9	7.2	15.2	-	-	-	-
Maida Vale	3.5.18	40.8	39.6	45.6	6.1	8.7	-	-	-	-
	22.5.14	35.8	39.5	34.9	10.7	14.8	-	-	-	-
Marylebone High Street	3.5.18	34.7	50.3	17.0	9.9	7.3	-	-	-	15.6
	22.5.14	28.8	59.0	16.1	9.1	15.8	-	-	-	-
Queen's Park	3.5.18	36.2	15.3	77.5	7.2	-	-	-	-	-
	22.5.14	35.4	16.1	67.4	-	16.5	-	-	-	-
Regent's Park	3.5.18	40.3	50.7	34.6	7.4	7.3	-	-	-	-
	22.5.14	31.2	47.7	29.7	9.1	13.5	-	-	-	-
St. James's	3.5.18	37.1	50.5	30.4	10.5	8.6	-	-	-	-
	22.5.14	29.6	42.1	22.5	8.8	14.1	12.6	-	-	-
Tachbrook	3.5.18	47.3	53.0	38.6	8.4	-	-	-	-	-
	22.5.14	37.4	46.5	22.6	8.0	11.4	11.6	-	-	-

**% share of the poll
(continued)**

	Date	% Poll	CON	LAB	LD	GRE	UKIP	IND	REA	Others
Vincent Square	3.5.18	45.4	47.7	35.0	7.7	9.6	-	-	-	-
	22.5.14	36.5	42.1	24.0	-	14.4	10.5	9.0	-	-
Warwick	3.5.18	40.6	60.4	27.7	10.4	-	-	-	-	1.6
	7.5.15	57.9	62.7	31.8	-	-	5.4	-	-	-
	22.5.14	35.4	52.5	18.6	7.0	11.4	10.4	-	-	-
West End	3.5.18	31.1	37.4	37.7	5.9	7.4	-	-	-	11.5
	22.5.14	29.9	43.2	19.7	6.9	14.3	-	16.0	-	-
Westbourne	3.5.18	37.8	16.1	68.3	6.8	8.7	-	-	-	-
	22.5.14	32.1	15.3	59.9	-	13.8	11.1	-	-	-

Results

Abbey Road	Turnout 37.0%	
<i>No change</i>		
Hall, Lindsey J.B.*	CON	1,542
Freeman, Peter A.*	CON	1,503
Warner, Judith A.*	CON	1,480
Inman, Phillida R.	LAB	480
Gardner, Sam	LAB	479
Jones, Connor L.	LAB	402
Davies, Helen P.	LD	294
Tandy, Emmanuelle C.	GRE	212
Weisz, Seth B.	LD	203
Toeman, Peter H.	LD	193

Church Street	Turnout 33.5%	
<i>No change</i>		
Less, Aicha *	LAB	1,796
Toki, Abdul A.*	LAB	1,739
Noble, Matt	LAB	1,727
Bright, Margot J.	CON	418
Dean, Adam	CON	381
Boufas, Rachid	CON	358
Blyth, David J.	GRE	176
Primot, Mathieu C.E.	LD	121
Jagger, Rachel G.	LD	120
Shaylor, Andrew P.	LD	84

Bayswater	Turnout 39.7%	
<i>1 LAB gain from CON</i>		
Carman, Maggie	LAB	1,018
Elcho, Francis R.	CON	1,013
Payne, Emily V.	CON	1,011
Holloway, Richard R.W.*	CON	937
Elis, Dafydd W.	LAB	916
Sullivan, Max	LAB	851
Kerle, Phillip L.	LD	532
Ryan, Sarah G.	LD	509
Ryan, Patrick J.	LD	449
Fry, Lionel	GRE	233

Churchill	Turnout 45.6%	
<i>1 CON gain from LAB</i>		
Talukder, Shamim*	LAB	1,303
Mann, Andrea E.L.	LAB	1,281
Gassanly, Murad*	CON	1,243
Williams, Jason T.*	LAB	1,234
Miah, Shaista	CON	1,208
Hopkinson, Bota	CON	1,182
Bath, Richard A.	LD	223
Dugmore, Keith R.	LD	198
Hegazi, Omar	LD	168
Uddin, Muhammad E.	IND	164

Bryanston and Dorset Square	Turnout 32.7%	
<i>No change</i>		
Beddoe, Richard M.*	CON	1,137
Arzymanow, Barbara J.*	CON	1,069
Murphy, Eoghain L.	CON	986
Horton, Rima E.	LAB	585
Hammeda, Mohamed R.	LAB	473
Taylor, Neil M.	LAB	455
Coyne, Kevin R.	CAPO	452
Browne, Nicola	LD	351
Serero, Thierry H.D.	LD	280
Fry, Michael	GRE	279
Thompson, Martin A.	LD	210

Harrow Road	Turnout 34.4%	
<i>No change</i>		
Bush, Ruth E.*	LAB	2,023
McKie, Guthrie K.*	LAB	1,804
Roca, Tim*	LAB	1,660
Green, Grazyna K.A.	CON	461
Jones, Aled R.	CON	414
Weekenberg, Thomas J.	CON	386
Sandford, Roc	GRE	347
Griffin, Michael R.	LD	182
Greenan, Kevin P.	LD	179
Newman, Dorothy H.	LD	175

Hyde Park	Turnout 31.3%	Maida Vale	Turnout 40.8%
<i>No change</i>		<i>2 LAB gains from CON</i>	
Cox, Antonia M.*	CON 1,104	Barracrough, Geoff	LAB 1,306
Adams, Ian M.*	CON 1,100	Begum, Rita*	LAB 1,301
Acton, Heather J.*	CON 1,093	Butler-Thalassis, Nafsika	LAB 1,254
Hainsworth, Barbara R.	LAB 674	Prendergast, Jan*	CON 1,195
Southern, Judith A.	LAB 654	Langford, Amanda L.	CON 1,084
Lumby, David K.	LAB 598	Parsad, Nathan P.	CON 1,079
Morgan, Sian E.	LD 263	Pready, Lynnet J.	GRE 246
Horn, Alex	GRE 239	Lannon Polner, Haude J.R.	LD 202
Moscovici, Valentine C.M.	LD 212	Cox, Michael F.	LD 160
Yaghi, Roy	LD 201	Goodman, Charles J.	LD 157
Knightsbridge and Belgravia	Turnout 34.5%	Marylebone High Street	Turnout 34.7%
<i>No change</i>		<i>No change</i>	
Devenish, Tony*	CON 1,176	Bott, Iain J.*	CON 1,181
Hitchcock, Elizabeth S.	CON 1,164	Rowley, Ian D.*	CON 1,147
Robathan, Rachael*	CON 1,144	Scarborough, Karen T.*	CON 1,101
Durnford-Slater, Rosamund	LD 158	Kettle, Florence A.	LAB 395
Thorne, Marini A.H.	LAB 153	Johnston, Barbara I.	LAB 383
Heap, Peter W.	LAB 152	Angel, Cheyenne	LAB 381
Thomson, James D.	LAB 135	Dunn, Michael J.	CAPO 355
Foulds, Chas	LD 126	Barr, Alistair G.	LD 250
Weisz, Jonah L.	LD 93	Byrne, Andrew D.	LD 229
		Nardi-Hiebl, Stefan	LD 195
		Polanski, Zack	GRE 165
Lancaster Gate	Turnout 38.1%	Queen's Park	Turnout 36.2%
<i>No change</i>		<i>No change</i>	
Burbridge, Susie*	CON 1,318	McAllister, Patricia*	LAB 2,248
Davis, Robert J.*	CON 1,226	Dimoldenberg, Paul H.*	LAB 2,210
Smith, Andrew P.*	CON 1,223	Taouzzale, Hamza	LAB 2,038
Piddock, Angela P.	LAB 992	Rick-Harris, Sarah	CON 472
Whitmore, Liz	LAB 967	Cohen, Timothy P.R.	CON 418
Wyatt, Simon J.	LAB 852	Dupuy, Laila	CON 391
Baring, Sue	LD 456	New, Andrew G.	LD 220
Gray, Sally E.	LD 376	Smithard, Jane C.G.	LD 193
Ubilava, Nathalie	LD 321	Cottrell, Robert P.	LD 191
Little Venice	Turnout 44.3%		
<i>No change</i>			
Caplan, Melvyn B.*	CON 1,479		
Dean, Lorraine	CON 1,422		
Green, Matthew C.	CON 1,354		
Wolff, Sue	LAB 1,177		
Less, Iman	LAB 1,148		
Qureshi, Murad	LAB 1,127		
Magnin, Marianne V.	LD 307		
Hurdis, Benjamin J.	LD 275		
Ekholm, Roberto J.	LD 264		

Regent's Park	Turnout 40.3%	Warwick	Turnout 40.6%
<i>No change</i>		<i>No change</i>	
Rigby, Robert C.*	CON 1,445	Aiken, Nickie*	CON 1,575
Mohindra, Gotz*	CON 1,403	Wilkinson, Jacqui*	CON 1,473
Swaddle, Paul S.	CON 1,394	Flight, Christabel D.B.*	CON 1,439
Seale, Janet A.	LAB 1,004	Asquith, Shelly D.	LAB 716
Ahmed, Hussain	LAB 946	Albiston, Bren A.	LAB 692
Taggart, Liam M.	LAB 945	Taylor, Andrew J.D.	LAB 648
Kerle, Kathryn H.	LD 236	Tyrer, Stephanie M.	LD 282
Lichtenstein, Vivien A.	GRE 204	Platt, Mark A.	LD 248
Sims, Julian M.	LD 196	Derrick, David T.	LD 244
Peterson, Sam	LD 191	Fajardo Palacios, Gabriela P.	CPA 39
St. James's	Turnout 37.1%	West End	Turnout 31.1%
<i>No change</i>		<i>1 LAB gain from CON</i>	
Shearer, Mark A.	CON 1,398	Barnes, Timothy P.L.	CON 990
Hyams, Louise R.*	CON 1,376	Lewis, Pancho	LAB 984
Mitchell, Timothy*	CON 1,373	Glanz, Jonathan*	CON 973
Newson, Georgina T.	LAB 854	Lilley, Patrick E.J.	LAB 947
Edwin, Dorothy N.	LAB 830	Saville, Caroline L.R.	LAB 927
Ali, Zayna	LAB 815	Su, Hillary	CON 868
Ward-Smith, Gabrielle D.	LD 321	Whelan, Ronald	CAPO 291
Diggory, Paul	LD 311	Fry, Minne	GRE 188
Ironside, Sean C.	GRE 235	Taylor, Sophie A.	LD 178
Poser, Freddie A.J.	LD 232	Chevoppe-Verdier, Florian D.J.G.	LD 142
		Ravenscroft, Alan W.	LD 127
Tachbrook	Turnout 47.3%	Westbourne	Turnout 37.8%
<i>No change</i>		<i>No change</i>	
Harvey, Angela A.*	CON 1,409	Boothroyd, David*	LAB 1,740
Glen, Jim	CON 1,400	Hug, Adam J.W.*	LAB 1,710
Spencer, James M.	CON 1,326	Qureshi, Papya*	LAB 1,704
Arrindell, Gillian S.	LAB 1,051	Wyatt, Angus J.	CON 421
Harper, Terry H.	LAB 1,008	Davies, Thomas J.G.	CON 412
Thomson, William	LAB 951	Roos, Theodore	CON 385
Tebbit, Sarah E.	LD 236	Robinson, Holly R.	GRE 219
Service, Sophie	LD 210	Armstrong, Mary H.E.	LD 189
Pettinger, Paul G.D.	LD 209	Williams, Anthony P.	LD 164
		Chrysosgelos, Angelos-Stylianios	LD 163
Vincent Square	Turnout 45.4%		
<i>No change</i>			
Harvey, David J.*	CON 1,679		
Chalkley, Danny J.*	CON 1,594		
Short, Selina A.	CON 1,579		
Maynard Jones, Justin H.	LAB 1,263		
Tufnell, Henry C.R.	LAB 1,155		
Paskaralingam, Ananthi	LAB 1,148		
Landymore, Stephanie A.	GRE 326		
Rogers, Andrew J.	LD 271		
Morgan, James H.	LD 265		
Kirk, Russell J.F.	LD 247		

By-elections

Bryanston and Dorset Square	Turnout 17.9%	
<i>22 October 2015</i>	<i>No change</i>	
Alexander, Julia	CON	582
Dollond, Steve	BNTW	218
Paskaralingam, Ananthi	LAB	167
Small, Hugh	GRE	116
Thompson, Martin A.	LD	46
De Quincey, Jill S.	UKIP	42
<i>Death of Lewis, Audrey R. (LAB)</i>		

Church Street	Turnout 45.0%	
<i>05 May 2016</i>	<i>No change</i>	
Less, Aicha	LAB	2,174
Boufas, Rachid	CON	512
Barr, Alistair G.	LD	205
De Quincey, Jill S.	UKIP	175
Habeland, Andreas	PP	26
<i>Resignation of Rampulla, Vincenzo (LAB)</i>		

Harrow Road	Turnout 19.4%	
<i>23 July 2015</i>	<i>No change</i>	
Roca, Tim	LAB	1,139
Augustus, Wilford	CON	334
Stephenson, Robert	UKIP	38
<i>Resignation of Mukerji, Nilavra (LAB)</i>		

Warwick	Turnout 57.9%	
<i>07 May 2015</i>	<i>No change</i>	
Wilkinson, Jacqui	CON	2,397
Eglin, Sophia	LAB	1,216
Bhatta, Mohammad Ali	UKIP	207
<i>Resignation of Argar, Edward J. C.</i>		

Ward voting statistics

Notes

The number voting is the number of ballot papers from all sources, included in the count.

The polling station and postal ballot papers are those included in the count.

The categories of reason for rejecting ballot papers are:

- lacking the official mark,

- containing more votes than the number of seats being contested,

- the voter could be identified by writing or marks, and

- unmarked or 'wholly void for uncertainty'.

Ward	Seats	Electorate	Number voting	% poll	Ballot papers	
					Polling stations	Postal
Barking and Dagenham						
Abbey	3	9,257	2,773	30.0	2,035	738
Alibon	3	7,397	1,896	25.6	1,323	573
Becontree	3	9,707	2,750	28.3	1,960	790
Chadwell Heath	3	7,454	2,378	31.9	1,712	666
Eastbrook	3	8,084	2,704	33.4	1,863	841
Eastbury	3	8,043	2,319	28.8	1,636	683
Gascoigne	3	6,945	2,074	29.9	1,491	583
Goresbrook	3	8,047	2,128	26.4	1,489	639
Heath	3	7,779	2,026	26.0	1,418	608
Longbridge	3	8,736	3,549	40.6	2,640	909
Mayesbrook	3	7,175	1,931	26.9	1,393	538
Parsloes	3	6,956	1,805	25.9	1,227	578
River	3	7,335	2,068	28.2	1,376	692
Thames	3	8,768	2,491	28.4	1,811	680
Valence	3	7,591	2,003	26.4	1,369	634
Village	3	7,606	2,375	31.2	1,770	605
Whalebone	3	8,085	2,598	32.1	1,920	678
Barking and Dagenham	51	134,965	39,868	29.5	28,433	11,435
Barnet						
Brunswick Park	3	12,116	5,511	45.5	3,989	1,522
Burnt Oak	3	11,817	3,854	32.6	2,378	1,476
Childs Hill	3	12,839	5,744	44.7	4,015	1,729
Colindale	3	14,457	4,534	31.4	2,899	1,635
Coppetts	3	11,914	4,765	40.0	3,563	1,202
East Barnet	3	11,793	5,552	47.1	3,875	1,677
East Finchley	3	11,514	5,224	45.4	3,963	1,261
Edgware	3	11,826	5,219	44.1	3,306	1,913
Finchley Church End	3	11,268	5,280	46.9	3,734	1,546
Garden Suburb	3	10,822	5,201	48.1	3,634	1,567
Golders Green	3	11,327	4,948	43.7	3,201	1,747
Hale	3	12,129	6,026	49.7	3,970	2,056
Hendon	3	11,712	4,792	40.9	3,180	1,612
High Barnet	3	11,578	6,367	55.0	4,809	1,558
Mill Hill	3	13,670	5,940	43.5	3,972	1,968
Oakleigh	3	11,840	5,407	45.7	3,809	1,598
Totteridge	3	10,350	4,808	46.5	3,170	1,638
Underhill	3	11,794	5,074	43.0	3,525	1,549
West Finchley	3	10,833	4,719	43.6	3,332	1,387
West Hendon	3	11,601	4,840	41.7	3,298	1,542
Woodhouse	3	12,538	5,320	42.4	3,790	1,530
Barnet	63	249,738	109,125	43.7	75,412	33,713

Ward	Rejected ballot papers					Total	Total valid papers	% valid votes
	Lacking official mark	More votes than entitled	Marked for identification	Unmarked wholly void	Rejected in part			
Barking and Dagenham								
Abbey	0	5	13	0	1	19	2,754	99.3
Alibon	0	0	0	13	0	13	1,883	99.3
Becontree	0	6	0	14	0	20	2,730	99.3
Chadwell Heath	0	2	0	0	13	15	2,363	99.4
Eastbrook	0	1	0	3	0	4	2,700	99.9
Eastbury	0	4	0	17	1	22	2,297	99.1
Gascoigne	0	3	0	13	0	16	2,058	99.2
Goresbrook	0	0	0	12	0	12	2,116	99.4
Heath	0	3	0	5	0	8	2,018	99.6
Longbridge	0	2	0	15	3	20	3,529	99.4
Mayesbrook	0	2	0	9	1	12	1,919	99.4
Parsloes	0	3	0	8	0	11	1,794	99.4
River	0	2	1	11	3	17	2,051	99.2
Thames	0	3	1	11	0	15	2,476	99.4
Valence	0	2	0	12	0	14	1,989	99.3
Village	0	1	1	10	1	13	2,362	99.5
Whalebone	0	2	1	12	0	15	2,583	99.4
Barking and Dagenham	0	41	17	165	23	246	39,622	99.4
Barnet								
Brunswick Park	0	2	1	11	3	17	5,494	99.7
Burnt Oak	1	3	1	17	1	23	3,831	99.4
Childs Hill	0	3	1	20	0	24	5,720	99.6
Colindale	0	4	3	12	0	19	4,515	99.6
Coppetts	0	1	0	13	0	14	4,751	99.7
East Barnet	0	2	1	11	2	16	5,536	99.7
East Finchley	0	4	0	14	0	18	5,206	99.7
Edgware	0	2	2	16	0	20	5,199	99.6
Finchley Church End	0	3	3	21	0	27	5,253	99.5
Garden Suburb	0	5	0	7	0	12	5,189	99.8
Golders Green	6	4	0	2	0	12	4,936	99.8
Hale	0	1	1	14	0	16	6,010	99.7
Hendon	0	2	0	12	2	16	4,776	99.7
High Barnet	0	2	0	7	0	9	6,358	99.9
Mill Hill	0	7	0	9	0	16	5,924	99.7
Oakleigh	0	3	0	9	1	13	5,394	99.8
Totteridge	0	1	0	8	0	9	4,799	99.8
Underhill	0	0	0	8	1	9	5,065	99.8
West Finchley	0	3	0	15	0	18	4,701	99.6
West Hendon	0	6	0	10	1	17	4,823	99.6
Woodhouse	0	5	1	7	0	13	5,307	99.8
Barnet	7	63	14	243	11	338	108,787	99.7

Ward	Seats	Electorate	Number voting	% poll	Ballot papers	
					Polling stations	Postal
Bexley						
Blackfen & Lamorbey	3	12,120	4,686	38.7	3,511	1,175
Crayford	3	11,118	3,902	35.1	2,713	1,189
Crook Log	3	11,745	4,804	40.9	3,296	1,508
Falconwood & Welling	3	11,880	4,713	39.7	3,300	1,413
Belvedere	3	11,703	3,983	34.0	2,871	1,112
East Wickham	3	11,768	4,516	38.4	3,127	1,389
Blendon & Penhill	3	11,729	4,417	37.7	3,235	1,182
Sidcup	3	11,284	4,391	38.9	3,169	1,222
Erith	2	7,246	2,350	32.4	1,713	637
Thamesmead East	3	9,738	2,851	29.3	1,964	887
Barnehurst	2	8,409	3,262	38.8	2,254	1,008
Northumberland Heath	2	7,849	3,013	38.4	2,124	889
Slade Green & Northend	2	8,088	2,410	29.8	1,725	685
West Heath	3	11,917	4,846	40.7	3,453	1,393
Longlands	2	7,724	3,191	41.3	2,286	905
St. Mary's & St. James	2	8,062	3,256	40.4	2,286	970
Bexleyheath	3	11,808	4,663	39.5	2,958	1,705
Bexley	45	174,188	65,254	37.5	45,985	19,269
Brent						
Alperton	3	12,005	5,622	46.8	4,465	1,157
Barnhill	3	11,557	3,952	34.2	3,178	774
Brondebury Park	3	9,004	3,685	40.9	2,873	812
Dollis Hill	3	9,232	3,976	43.1	2,933	1,043
Dudden Hill	3	10,054	3,771	37.5	3,097	674
Fryent	3	9,512	3,279	34.5	2,563	716
Harlesden	3	10,535	3,194	30.3	2,703	491
Kensal Green	3	9,681	3,344	34.5	2,767	577
Kenton	3	9,297	3,704	39.8	2,829	875
Kilburn	3	11,923	3,992	33.5	3,253	739
Mapesbury	3	10,364	3,863	37.3	2,944	919
Northwick Park	3	9,820	3,587	36.5	2,854	733
Preston	3	11,221	4,256	37.9	3,323	933
Queens Park	3	10,351	4,068	39.3	3,305	763
Queensbury	3	11,802	4,691	39.7	3,704	987
Stonebridge	3	12,294	3,816	31.0	3,105	711
Sudbury	3	10,615	4,679	44.1	3,741	938
Tokyngton	3	14,004	4,181	29.9	3,471	710
Welsh Harp	3	9,545	3,213	33.7	2,597	616
Wembley Central	3	11,750	4,990	42.5	4,020	970
Willesden Green	3	9,820	2,503	25.5	1,944	559
Brent	63	224,386	82,366	36.7	65,669	16,697

Ward	Rejected ballot papers					Total	Total valid papers	% valid votes
	Lacking official mark	More votes than entitled	Marked for identification	Unmarked wholly void	Rejected in part			
Bexley								
Blackfen & Lamorbey	0	0	0	30	0	30	4,656	99.4
Crayford	0	3	0	18	0	21	3,881	99.5
Crook Log	0	3	0	2	48	53	4,751	98.9
Falconwood & Welling	0	12	0	0	27	39	4,674	99.2
Belvedere	0	15	0	51	0	66	3,917	98.3
East Wickham	0	6	0	0	36	42	4,474	99.1
Blendon & Penhill	0	15	0	0	12	27	4,390	99.4
Sidcup	0	0	0	21	0	21	4,370	99.5
Erith	0	8	0	24	0	32	2,318	98.6
Thamesmead East	0	12	0	60	0	72	2,779	97.5
Barnehurst	0	2	0	14	20	36	3,226	98.9
Northumberland Heath	0	6	0	0	10	16	2,997	99.5
Slade Green & Northend	0	8	0	0	6	14	2,396	99.4
West Heath	3	3	0	18	0	24	4,822	99.5
Longlands	2	0	0	0	10	12	3,179	99.6
St. Mary's & St. James	0	6	0	0	14	20	3,236	99.4
Bexleyheath	0	3	0	0	21	24	4,639	99.5
Bexley	5	102	0	238	204	549	64,705	99.2
Brent								
Alperton	0	27	0	38	0	65	5,557	98.8
Barnhill	0	7	0	11	0	18	3,934	99.5
Brondebury Park	0	10	0	15	0	25	3,660	99.3
Dollis Hill	0	6	0	7	0	13	3,963	99.7
Dudden Hill	0	4	0	6	0	10	3,761	99.7
Fryent	0	9	0	22	0	31	3,248	99.1
Harlesden	0	9	0	17	0	26	3,168	99.2
Kensal Green	0	10	0	3	0	13	3,331	99.6
Kenton	0	5	0	6	0	11	3,693	99.7
Kilburn	0	7	0	8	0	15	3,977	99.6
Mapesbury	0	7	1	9	0	17	3,846	99.6
Northwick Park	0	4	0	9	0	13	3,574	99.6
Preston	0	6	0	6	0	12	4,244	99.7
Queens Park	0	6	0	5	0	11	4,057	99.7
Queensbury	0	14	0	6	0	20	4,671	99.6
Stonebridge	2	11	0	18	0	31	3,785	99.2
Sudbury	0	10	2	7	0	19	4,660	99.6
Tokington	0	6	0	11	0	17	4,164	99.6
Welsh Harp	0	10	0	10	0	20	3,193	99.4
Wembley Central	0	22	0	21	0	43	4,947	99.1
Willesden Green	0	7	1	5	0	13	2,490	99.5
Brent	2	197	4	240	0	443	81,923	99.5

Ward	Seats	Electorate	Number voting	% poll	Ballot papers	
					Polling stations	Postal
Bromley						
Bickley	3	11,678	5,039	43.1	3,503	1,536
Biggin Hill	2	7,839	3,124	39.9	2,415	709
Bromley Common and Keston	3	12,682	4,592	36.2	3,150	1,442
Bromley Town	3	13,275	5,374	40.5	3,980	1,394
Chelsfield and Pratts Bottom	3	11,142	4,696	42.1	3,513	1,183
Chislehurst	3	12,012	4,651	38.7	3,081	1,570
Clock House	3	11,880	5,459	46.0	4,327	1,132
Copers Cope	3	12,551	5,638	44.9	4,090	1,548
Cray Valley East	3	11,457	3,634	31.7	2,386	1,248
Cray Valley West	3	12,097	3,504	29.0	2,461	1,043
Crystal Palace	2	9,082	3,165	34.8	2,460	705
Darwin	1	4,123	1,667	40.4	1,192	475
Farnborough and Crofton	3	11,648	5,102	43.8	3,574	1,528
Hayes and Coney Hall	3	12,604	5,137	40.8	3,781	1,356
Kelsey And Eden Park	3	12,334	5,195	42.1	3,750	1,445
Mottingham and Chislehurst North	2	7,306	2,439	33.4	1,895	544
Orpington	3	12,110	4,617	38.1	3,321	1,296
Penge And Cator	3	12,471	4,962	39.8	3,954	1,008
Petts Wood and Knoll	3	10,646	4,955	46.5	3,662	1,293
Plaistow and Sundridge	3	11,637	4,660	40.0	3,570	1,090
Shortlands	2	7,698	3,287	42.7	2,413	874
West Wickham	3	11,977	5,089	42.5	3,696	1,393
Bromley	60	240,249	95,986	40.0	70,174	25,812
Camden						
Belsize	3	8,661	3,679	42.5	2,688	991
Bloomsbury	3	5,807	1,842	31.7	1,334	508
Camden Town With Primrose Hill	3	9,001	3,138	34.9	2,344	794
Canteloves	3	8,494	3,074	36.2	2,423	651
Fortune Green	3	8,786	3,651	41.6	2,777	874
Frogna And Fitzjohns	3	7,564	3,157	41.7	1,973	1,184
Gospel Oak	3	7,846	2,874	36.6	2,265	609
Hampstead Town	3	7,603	3,532	46.5	2,299	1,233
Haverstock	3	8,818	2,959	33.6	2,353	606
Highgate	3	8,215	4,142	50.4	3,124	1,018
Holborn And Covent Garden	3	8,555	2,778	32.5	2,074	704
Kentish Town	3	9,624	3,608	37.5	2,877	731
Kilburn	3	8,737	2,833	32.4	2,182	651
King's Cross	3	6,632	1,971	29.7	1,546	425
Regent's Park	3	8,721	2,763	31.7	2,078	685
St. Pancras And Somers Town	3	9,997	3,510	35.1	2,695	815
Swiss Cottage	3	9,192	3,536	38.5	2,433	1,103
West Hampstead	3	8,900	3,379	38.0	2,596	783
Camden	54	151,153	56,426	37.3	42,061	14,365

Ward	Rejected ballot papers					Total	Total valid papers	% valid votes
	Lacking official mark	More votes than entitled	Marked for identification	Unmarked wholly void	Rejected in part			
Bromley								
Bickley	0	0	0	9	0	9	5,030	99.8
Biggin Hill	0	1	0	4	0	5	3,119	99.8
Bromley Common and Keston	0	6	0	12	0	18	4,574	99.6
Bromley Town	0	1	0	22	0	23	5,351	99.6
Chelsfield and Pratts Bottom	0	1	0	9	0	10	4,686	99.8
Chislehurst	0	0	0	11	0	11	4,640	99.8
Clock House	0	3	0	9	0	12	5,447	99.8
Copers Cope	0	2	0	9	0	11	5,627	99.8
Cray Valley East	0	1	1	5	0	7	3,627	99.8
Cray Valley West	0	0	0	9	0	9	3,495	99.7
Crystal Palace	0	7	0	6	0	13	3,152	99.6
Darwin	0	1	0	17	0	18	1,649	98.9
Farnborough and Crofton	0	0	0	4	0	4	5,098	99.9
Hayes and Coney Hall	0	1	0	7	0	8	5,129	99.8
Kelsey And Eden Park	0	2	0	4	0	6	5,189	99.9
Mottingham and Chislehurst North	0	1	0	6	0	7	2,432	99.7
Orpington	0	1	0	17	0	18	4,599	99.6
Penge And Cator	0	6	0	7	0	13	4,949	99.7
Petts Wood and Knoll	0	1	0	8	0	9	4,946	99.8
Plaistow and Sundridge	0	2	1	3	1	7	4,653	99.8
Shortlands	0	5	0	12	0	17	3,270	99.5
West Wickham	0	1	0	2	0	3	5,086	99.9
Bromley	0	43	2	192	1	238	95,748	99.8
Camden								
Belsize	0	6	0	5	0	11	3,668	99.7
Bloomsbury	0	1	0	5	0	6	1,836	99.7
Camden Town With Primrose Hill	0	4	0	6	0	10	3,128	99.7
Canteloves	0	6	0	10	0	16	3,058	99.5
Fortune Green	0	4	0	6	0	10	3,641	99.7
Frogna And Fitzjohns	0	1	0	4	1	6	3,151	99.8
Gospel Oak	0	4	0	13	0	17	2,857	99.4
Hampstead Town	0	1	0	3	0	4	3,528	99.9
Haverstock	0	7	0	6	0	13	2,946	99.6
Highgate	0	3	0	5	0	8	4,134	99.8
Holborn And Covent Garden	0	2	0	1	0	3	2,775	99.9
Kentish Town	0	4	0	6	0	10	3,598	99.7
Kilburn	0	11	0	4	0	15	2,818	99.5
King's Cross	0	9	0	12	0	7	1,964	99.6
Regent's Park	0	6	0	5	0	11	2,752	99.6
St. Pancras And Somers Town	0	7	0	3	0	10	3,500	99.7
Swiss Cottage	0	2	1	3	0	6	3,530	99.8
West Hampstead	0	10	1	6	0	17	3,362	99.5
Camden	0	88	2	103	1	180	56,246	99.7

Ward	Seats	Electorate	Number voting	% poll	Ballot papers	
					Polling stations	Postal
Croydon						
Selsdon Vale & Forestdale	2	7,415	3,130	42.2	2,221	909
Addiscombe West	3	10,322	4,000	38.8	2,857	1,143
West Thornton	3	12,005	3,920	32.7	2,706	1,214
Sanderstead	3	11,934	5,634	47.2	3,912	1,722
Addiscombe East	2	8,790	4,111	46.8	2,976	1,135
Park Hill & Whitgift	1	4,334	1,991	45.9	1,340	651
Woodside	3	12,031	4,191	34.8	3,110	1,081
South Croydon	3	11,774	4,719	40.1	3,438	1,281
Fairfield	3	8,471	2,580	30.5	1,711	869
Norbury & Pollards Hill	2	8,593	3,082	35.9	2,312	770
Norbury Park	2	7,725	3,205	41.5	2,365	840
Coulsdon Town	3	10,113	4,055	40.1	2,753	1,302
New Addington North	2	7,065	1,930	27.3	1,290	640
Purley & Woodcote	3	12,247	4,661	38.1	2,866	1,795
Purley Oaks & Riddlesdown	2	7,830	3,314	42.3	2,388	926
Shirley North	3	11,559	5,043	43.6	3,586	1,457
Bensham Manor	3	11,220	3,841	34.2	2,869	972
Selhurst	2	7,874	2,329	29.6	1,687	642
Thornton Heath	3	11,906	4,207	35.3	3,110	1,097
New Addington South	2	7,981	2,670	33.5	1,874	796
Broad Green	3	12,651	4,165	32.9	2,972	1,193
Waddon	3	12,275	4,563	37.2	3,073	1,490
Shirley South	2	8,225	3,565	43.3	2,506	1,059
Selsdon & Addington Village	2	7,977	3,460	43.4	2,448	1,012
South Norwood	3	11,246	3,534	31.4	2,533	1,001
Kenley	2	7,935	3,064	38.6	2,007	1,057
Old Coulsdon	2	7,617	3,434	45.1	2,335	1,099
Crystal Palace & Upper Norwood	3	11,777	4,727	40.1	3,505	1,222
Croydon	70	270,892	103,125	38.1	72,750	30,375

Ward	Rejected ballot papers					Total	Total valid papers	% valid votes
	Lacking official mark	More votes than entitled	Marked for identification	Unmarked wholly void	Rejected in part			
Croydon								
Selsdon Vale & Forestdale	0	2	0	3	0	5	3,125	99.8
Addiscombe West	0	6	0	7	0	13	3,987	99.7
West Thornton	0	5	0	7	0	12	3,908	99.7
Sanderstead	0	3	0	2	0	5	5,629	99.9
Addiscombe East	0	5	0	15	0	20	4,091	99.5
Park Hill & Whitgift	0	0	0	2	0	2	1,989	99.9
Woodside	0	3	0	5	0	8	4,183	99.8
South Croydon	0	0	0	11	0	11	4,708	99.8
Fairfield	0	1	0	7	0	8	2,572	99.7
Norbury & Pollards Hill	0	4	0	13	0	17	3,065	99.4
Norbury Park	0	6	0	3	0	9	3,196	99.7
Coulsdon Town	0	1	1	2	1	5	4,050	99.9
New Addington North	0	5	0	3	0	8	1,922	99.6
Purley & Woodcote	0	4	0	6	0	10	4,651	99.8
Purley Oaks & Riddlesdown	0	0	0	15	0	15	3,299	99.5
Shirley North	0	1	0	4	0	5	5,038	99.9
Bensham Manor	0	8	0	5	0	13	3,828	99.7
Selhurst	0	6	0	14	5	25	2,304	98.9
Thornton Heath	0	9	0	9	0	18	4,189	99.6
New Addington South	0	2	0	2	0	4	2,666	99.9
Broad Green	0	4	0	8	0	12	4,153	99.7
Waddon	0	7	0	11	2	20	4,543	99.6
Shirley South	0	4	0	8	0	12	3,553	99.7
Selsdon & Addington Village	0	0	0	3	0	3	3,457	99.9
South Norwood	0	8	0	13	0	21	3,513	99.4
Kenley	0	0	1	2	0	3	3,061	99.9
Old Coulsdon	0	2	0	1	0	3	3,431	99.9
Crystal Palace & Upper Norwood	0	5	0	7	0	12	4,715	99.7
Croydon	0	101	2	188	8	299	102,826	99.7

Ward	Seats	Electorate	Number voting	% poll	Ballot papers	
					Polling stations	Postal
Ealing						
Acton Central	3	9,939	3,939	39.6	3,183	756
Cleveland	3	10,623	5,301	49.9	4,354	947
Dormers Wells	3	10,078	4,028	40.0	3,292	736
Ealing Broadway	3	10,641	4,395	41.3	3,393	1,002
Ealing Common	3	10,390	4,736	45.6	3,711	1,025
East Acton	3	13,047	4,321	33.1	3,406	915
Elthorne	3	10,810	4,861	45.0	4,053	808
Greenford Broadway	3	12,639	4,424	35.0	3,621	803
Greenford Green	3	10,684	4,142	38.8	3,360	782
Hanger Hill	3	10,397	4,207	40.5	3,195	1,012
Hobbayne	3	10,354	4,507	43.5	3,742	765
Lady Margaret	3	10,278	3,935	38.3	3,141	794
Northfield	3	9,808	5,215	53.2	4,301	914
North Greenford	3	10,714	4,245	39.6	3,518	727
Northolt Mandeville	3	11,030	4,026	36.5	3,173	853
Northolt West End	3	10,602	3,557	33.6	2,880	677
Norwood Green	3	10,133	3,636	35.9	2,895	741
Perivale	3	11,360	4,970	43.8	3,968	1,002
South Acton	3	10,496	4,077	38.8	3,219	858
Southall Broadway	3	10,555	4,718	44.7	3,830	888
Southall Green	3	11,022	4,606	41.8	3,799	807
Southfield	3	10,228	4,763	46.6	3,683	1,080
Walpole	3	9,583	4,793	50.0	3,981	812
Ealing	69	245,411	101,402	41.3	81,698	19,704
Enfield						
Bowes	3	9,852	3,677	37.3	2,867	810
Bush Hill Park	3	10,577	4,382	41.4	3,468	914
Chase	3	10,038	4,315	43.0	3,373	942
Cockfosters	3	10,525	4,108	39.0	3,027	1,081
Edmonton Green	3	10,974	3,607	32.9	2,951	656
Enfield Highway	3	10,640	3,309	31.1	2,512	797
Enfield Lock	3	10,934	3,576	32.7	2,770	806
Grange	3	10,126	4,472	44.2	3,511	961
Haselbury	3	10,236	3,398	33.2	2,805	593
Highlands	3	10,192	4,484	44.0	3,315	1,169
Jubilee	3	9,285	3,318	35.7	2,685	633
Lower Edmonton	3	10,348	3,360	32.5	2,811	549
Palmers Green	3	10,810	4,015	37.1	3,186	829
Ponders End	3	9,451	3,181	33.7	2,560	621
Southbury	3	10,082	3,567	35.4	2,763	804
Southgate Green	3	10,254	4,417	43.1	3,433	984
Southgate	3	8,990	4,249	47.3	3,246	1,003
Town	3	11,312	5,284	46.7	4,134	1,150
Turkey Street	3	9,744	3,348	34.4	2,536	812
Upper Edmonton	3	11,167	3,614	32.4	2,988	626
Winchmore Hill	3	10,059	4,699	46.7	3,846	853
Enfield	63	215,596	82,380	38.2	64,787	17,593

Ward	Rejected ballot papers					Total	Total valid papers	% valid votes
	Lacking official mark	More votes than entitled	Marked for identification	Unmarked wholly void	Rejected in part			
Ealing								
Acton Central	0	6	0	10	0	16	3,923	99.6
Cleveland	0	3	0	9	0	12	5,289	99.8
Dormers Wells	0	8	1	16	0	25	4,003	99.4
Ealing Broadway	0	2	0	9	0	11	4,384	99.7
Ealing Common	0	8	0	8	1	17	4,719	99.6
East Acton	0	5	0	14	0	19	4,302	99.6
Elthorne	0	8	0	13	0	21	4,840	99.6
Greenford Broadway	0	7	0	3	0	10	4,414	99.8
Greenford Green	0	10	0	7	0	17	4,125	99.6
Hanger Hill	0	6	0	7	0	13	4,194	99.7
Hobayne	0	6	0	7	0	13	4,494	99.7
Lady Margaret	0	8	0	10	1	19	3,916	99.5
Northfield	0	1	0	4	0	5	5,210	99.9
North Greenford	0	6	0	5	0	11	4,234	99.7
Northolt Mandeville	0	13	0	5	0	18	4,008	99.6
Northolt West End	1	7	0	1	0	9	3,548	99.7
Norwood Green	0	11	0	7	0	18	3,618	99.5
Perivale	0	10	0	8	0	18	4,952	99.6
South Acton	0	2	0	6	0	8	4,069	99.8
Southall Broadway	0	11	0	4	0	15	4,703	99.7
Southall Green	1	9	3	4	0	17	4,589	99.6
Southfield	0	1	0	2	0	3	4,760	99.9
Walpole	0	3	1	6	0	10	4,783	99.8
Ealing	2	151	5	165	2	325	101,077	99.7
Enfield								
Bowes	0	4	1	4	0	9	3,668	99.8
Bush Hill Park	0	4	0	8	0	12	4,370	99.7
Chase	0	4	1	5	0	10	4,305	99.8
Cockfosters	0	2	0	6	0	8	4,100	99.8
Edmonton Green	0	10	0	4	0	14	3,593	99.6
Enfield Highway	0	13	0	14	0	27	3,282	99.2
Enfield Lock	0	6	0	6	0	12	3,564	99.7
Grange	0	6	0	6	0	12	4,460	99.7
Haselbury	0	0	0	9	0	19	3,379	99.4
Highlands	0	0	0	4	0	6	4,478	99.9
Jubilee	0	1	1	11	0	13	3,305	99.6
Lower Edmonton	0	6	0	5	0	11	3,349	99.7
Palmers Green	0	3	0	5	0	8	4,007	99.8
Ponders End	0	1	0	0	0	1	3,180	100.0
Southbury	0	7	0	6	0	13	3,554	99.6
Southgate Green	0	3	0	4	0	7	4,410	99.8
Southgate	0	5	0	12	0	17	4,232	99.6
Town	0	5	0	14	0	19	5,265	99.6
Turkey Street	0	0	0	0	0	14	3,334	99.6
Upper Edmonton	2	9	0	11	0	22	3,592	99.4
Winchmore Hill	0	5	0	3	0	8	4,691	99.8
Enfield	2	94	3	137	0	262	82,118	99.7

Ward	Seats	Electorate	Number voting	% poll	Ballot papers	
					Polling stations	Postal
Greenwich						
Abbey Wood	3	10,800	3,396	31.4	2,560	836
Blackheath Westcombe	3	9,886	4,695	47.5	3,593	1,102
Charlton	3	10,413	4,053	38.9	3,161	892
Coldharbour And New Eltham	3	9,938	3,971	40.0	2,841	1,130
Eltham North	3	9,910	4,941	49.9	3,920	1,021
Eltham South	3	9,023	3,857	42.7	2,909	948
Eltham West	3	9,256	2,832	30.6	2,002	830
Glyndon	3	11,313	3,689	32.6	2,817	872
Greenwich West	3	14,123	5,322	37.7	4,069	1,253
Kidbrooke With Hornfair	3	10,422	3,409	32.7	2,370	1,039
Middle Park And Sutcliffe	3	9,927	3,589	36.2	2,596	993
Peninsula	3	14,666	5,273	36.0	4,075	1,198
Plumstead	3	10,964	3,574	32.6	2,679	895
Shooters Hill	3	9,808	4,054	41.3	3,118	936
Thamesmead Moorings	3	11,989	3,155	26.3	2,249	906
Woolwich Common	3	11,249	3,688	32.8	2,754	934
Woolwich Riverside	3	13,788	4,260	30.9	3,143	1,117
Greenwich	51	187,475	67,758	36.1	50,856	16,902
Hackney						
Brownswood	2	6,519	2,565	39.3	1,893	672
Cazenove	3	9,399	4,508	48.0	2,363	2,145
Clissold	3	9,479	3,699	39.0	2,727	972
Dalston	2	6,692	2,455	36.7	1,868	587
De Beauvoir	2	6,757	2,330	34.5	1,660	670
Hackney Central	3	9,514	3,362	35.3	2,498	864
Hackney Downs	3	9,325	3,689	39.6	2,817	872
Hackney Wick	3	8,727	2,722	31.2	2,057	665
Haggerston	3	9,772	3,224	33.0	2,323	901
Homerton	3	9,023	3,085	34.2	2,227	858
Hoxton East & Shoreditch	3	7,895	2,281	28.9	1,632	649
Hoxton West	3	9,189	2,716	29.6	1,845	871
King's Park	3	9,200	3,217	35.0	2,360	857
Lea Bridge	3	10,284	3,714	36.1	2,916	798
London Fields	3	9,095	3,363	37.0	2,475	888
Shacklewell	2	6,329	2,292	36.2	1,708	584
Springfield	3	9,321	4,308	46.2	2,257	2,051
Stamford Hill West	2	6,051	2,994	49.5	1,344	1,650
Stoke Newington	3	10,302	4,096	39.8	3,151	945
Victoria	3	8,961	3,097	34.6	2,282	815
Woodberry Down	2	7,046	2,453	34.8	1,749	704
Hackney	57	178,880	66,170	37.0	46,152	20,018

Ward	Rejected ballot papers					Total	Total valid papers	% valid votes
	Lacking official mark	More votes than entitled	Marked for identification	Unmarked wholly void	Rejected in part			
Greenwich								
Abbey Wood	0	8	0	2	0	10	3,386	99.7
Blackheath Westcombe	0	1	0	2	2	3	4,692	99.9
Charlton	0	6	0	10	0	16	4,037	99.6
Coldharbour And New Eltham	0	0	0	0	0	11	3,960	99.7
Eltham North	0	3	0	12	0	15	4,926	99.7
Eltham South	0	3	0	5	4	8	3,849	99.8
Eltham West	0	2	0	4	0	6	2,826	99.8
Glyndon	0	5	0	7	4	12	3,677	99.7
Greenwich West	0	4	0	10	0	14	5,308	99.7
Kidbrooke With Hornfair	0	3	0	5	0	8	3,401	99.8
Middle Park And Sutcliffe	0	1	0	3	0	4	3,585	99.9
Peninsula	0	5	0	7	0	12	5,261	99.8
Plumstead	0	0	0	19	0	19	3,555	99.5
Shooters Hill	0	0	0	11	0	11	4,043	99.7
Thamesmead Moorings	0	4	0	5	0	9	3,146	99.7
Woolwich Common	0	5	0	5	0	10	3,678	99.7
Woolwich Riverside	0	9	0	16	0	25	4,235	99.4
Greenwich	0	59	0	123	10	193	67,565	99.7
Hackney								
Brownswood	0	3	0	7	0	10	2,555	99.6
Cazenove	0	7	0	3	0	10	4,498	99.8
Clissold	0	9	0	12	0	21	3,678	99.4
Dalston	0	5	0	0	5	10	2,445	99.6
De Beauvoir	0	6	0	11	0	17	2,313	99.3
Hackney Central	0	19	5	5	0	29	3,333	99.1
Hackney Downs	0	9	0	19	0	28	3,661	99.2
Hackney Wick	0	0	0	14	2	16	2,706	99.4
Haggerston	0	4	5	12	0	21	3,203	99.3
Homerton	0	9	9	1	0	19	3,066	99.4
Hoxton East & Shoreditch	0	4	0	9	0	13	2,268	99.4
Hoxton West	0	5	0	15	0	20	2,696	99.3
King's Park	0	9	19	0	0	28	3,189	99.1
Lea Bridge	0	0	0	0	23	23	3,691	99.4
London Fields	0	3	7	8	0	18	3,345	99.5
Shacklewell	0	6	0	9	0	15	2,277	99.3
Springfield	0	4	0	6	0	10	4,298	99.8
Stamford Hill West	0	11	0	0	0	11	2,983	99.6
Stoke Newington	0	15	0	15	0	30	4,066	99.3
Victoria	0	11	20	0	0	31	3,066	99.0
Woodberry Down	0	1	0	8	0	9	2,444	99.6
Hackney	0	140	65	154	30	389	65,781	99.4

Ward	Seats	Electorate	Number voting	% poll	Ballot papers	
					Polling stations	Postal
Hammersmith and Fulham						
Addison	3	8,396	3,498	41.7	2,440	1,058
Askew	3	10,136	3,756	37.1	2,956	800
Avonmore And Brook Green	3	8,204	3,485	42.5	2,387	1,098
College Park And Old Oak	2	6,038	1,993	33.0	1,484	509
Fulham Broadway	3	8,145	3,070	37.7	1,930	1,140
Fulham Reach	3	8,204	3,395	41.4	2,408	987
Hammersmith Broadway	3	8,496	3,297	38.8	2,295	1,002
Munster	3	7,711	2,681	34.8	1,934	747
North End	3	7,833	2,972	37.9	2,060	912
Palace Riverside	2	5,484	2,578	47.0	1,709	869
Parsons Green And Walham	3	7,478	2,858	38.2	1,966	892
Ravenscourt Park	3	7,942	4,006	50.4	2,769	1,237
Sands End	3	9,504	3,746	39.4	2,234	1,512
Shepherd's Bush Green	3	8,540	3,018	35.3	2,301	717
Town	3	7,859	3,277	41.7	1,985	1,292
Wormholt And White City	3	9,193	3,228	35.1	2,394	834
Hammersmith and Fulham	46	129,163	50,858	39.4	35,252	15,606
Haringey						
Alexandra	3	8,316	4,548	54.7	3,767	781
Bounds Green	3	9,449	3,660	38.7	2,860	800
Bruce Grove	3	9,377	2,940	31.4	2,443	497
Crouch End	3	9,284	4,543	48.9	3,621	922
Fortis Green	3	9,045	4,368	48.3	3,434	934
Harringay	3	8,844	3,715	42.0	3,127	588
Highgate	3	8,313	3,736	44.9	2,702	1,034
Hornsey	3	9,337	4,004	42.9	3,222	782
Muswell Hill	3	8,219	4,396	53.5	3,536	860
Noel Park	3	8,800	3,013	34.2	2,402	611
Northumberland Park	3	9,315	2,793	30.0	2,206	587
St. Ann's	3	9,327	3,226	34.6	2,729	497
Seven Sisters	3	10,740	3,411	31.8	2,684	727
Stroud Green	3	8,951	4,175	46.6	3,543	632
Tottenham Green	3	10,702	3,351	31.3	2,683	668
Tottenham Hale	3	10,985	3,391	30.9	2,721	670
West Green	3	9,141	3,137	34.3	2,528	609
White Hart Lane	3	9,012	2,795	31.0	2,107	688
Woodside	3	9,290	3,312	35.7	2,626	686
Haringey	57	176,447	68,514	38.8	54,941	13,573

Ward	Rejected ballot papers					Total	Total valid papers	% valid votes
	Lacking official mark	More votes than entitled	Marked for identification	Unmarked wholly void	Rejected in part			
Hammersmith and Fulham								
Addison	0	3	1	2	0	6	3,492	99.8
Askew	0	10	0	8	0	18	3,738	99.5
Avonmore And Brook Green	0	5	2	6	0	13	3,472	99.6
College Park And Old Oak	0	5	0	6	0	11	1,982	99.4
Fulham Broadway	0	4	0	5	0	9	3,061	99.7
Fulham Reach	0	4	0	3	0	7	3,388	99.8
Hammersmith Broadway	0	3	0	8	0	11	3,286	99.7
Munster	0	1	1	4	0	6	2,675	99.8
North End	0	4	0	5	0	9	2,963	99.7
Palace Riverside	0	2	1	4	0	7	2,571	99.7
Parsons Green And Walham	0	2	0	7	0	9	2,849	99.7
Ravenscourt Park	0	3	0	4	0	7	3,999	99.8
Sands End	0	5	1	11	0	17	3,729	99.5
Shepherd's Bush Green	0	6	1	15	0	22	2,996	99.3
Town	1	1	0	10	0	12	3,265	99.6
Wormholt And White City	0	8	2	11	0	21	3,207	99.3
Hammersmith and Fulham	1	66	9	109	0	185	50,673	99.6
Haringey								
Alexandra	0	3	0	9	0	12	4,536	99.7
Bounds Green	0	2	0	10	0	12	3,648	99.7
Bruce Grove	0	3	0	9	0	12	2,928	99.6
Crouch End	0	3	0	6	0	9	4,534	99.8
Fortis Green	0	0	0	14	0	14	4,354	99.7
Harringay	0	4	0	8	0	12	3,703	99.7
Highgate	0	1	0	6	0	7	3,729	99.8
Hornsey	0	0	0	7	0	7	3,997	99.8
Muswell Hill	0	3	0	5	0	8	4,388	99.8
Noel Park	0	4	0	7	0	11	3,002	99.6
Northumberland Park	0	1	3	3	0	7	2,786	99.7
St. Ann's	0	6	0	5	0	11	3,215	99.7
Seven Sisters	0	8	0	11	0	19	3,392	99.4
Stroud Green	0	7	0	14	0	21	4,154	99.5
Tottenham Green	0	3	0	4	0	7	3,344	99.8
Tottenham Hale	0	4	0	9	0	13	3,378	99.6
West Green	0	7	1	12	0	20	3,117	99.4
White Hart Lane	0	2	0	4	0	6	2,789	99.8
Woodside	0	4	0	8	0	12	3,300	99.6
Haringey	0	65	4	151	0	220	68,294	99.7

Ward	Seats	Electorate	Number voting	% poll	Ballot papers	
					Polling stations	Postal
Harrow						
Belmont	3	8,568	3,705	43.2	2,556	1,149
Canons	3	10,687	3,962	37.1	2,296	1,666
Edgware	3	9,095	3,426	37.7	2,475	951
Greenhill	3	9,859	3,265	33.1	2,195	1,070
Harrow On The Hill	3	8,597	3,570	41.5	2,501	1,069
Harrow Weald	3	8,776	3,803	43.3	2,484	1,319
Hatch End	3	8,559	3,362	39.3	2,318	1,044
Headstone North	3	8,149	3,843	47.2	2,808	1,035
Headstone South	3	8,527	3,348	39.3	2,488	860
Kenton East	3	8,425	3,831	45.5	2,700	1,131
Kenton West	3	8,814	3,998	45.4	2,870	1,128
Marlborough	3	9,146	3,325	36.4	2,411	914
Pinner	3	8,371	3,547	42.4	2,381	1,166
Pinner South	3	8,234	3,577	43.4	2,579	998
Queensbury	3	8,853	3,819	43.1	2,715	1,104
Rayners Lane	3	8,536	4,186	49.0	3,086	1,100
Roxbourne	3	9,703	3,540	36.5	2,513	1,027
Roxeth	3	8,579	3,463	40.4	2,534	929
Stanmore Park	3	9,165	3,598	39.3	2,114	1,484
Wealdstone	3	8,307	3,069	36.9	2,099	970
West Harrow	3	8,067	3,686	45.7	2,640	1,046
Harrow	63	185,017	75,923	41.0	52,763	23,160
Havering						
Brooklands	3	12,952	4,211	32.5	3,060	1,151
Cranham	3	10,020	4,318	43.1	3,114	1,204
Elm Park	3	10,007	3,755	37.5	2,896	859
Emerson Park	3	9,808	4,039	41.2	2,931	1,108
Gooshays	3	11,643	3,330	28.6	2,456	874
Hacton	3	9,957	4,075	40.9	3,023	1,052
Harold Wood	3	11,079	4,092	36.9	3,094	998
Havering Park	3	10,177	3,267	32.1	2,239	1,028
Heaton	3	10,326	3,116	30.2	2,226	890
Hylands	3	10,561	4,472	42.3	3,239	1,233
Mawneys	3	10,041	3,705	36.9	2,666	1,039
Pettits	3	10,518	4,056	38.6	2,855	1,201
Rainham and Wennington	3	9,880	3,473	35.2	2,507	966
Romford Town	3	12,864	4,639	36.1	3,184	1,455
St. Andrew's	3	10,833	4,271	39.4	3,117	1,154
South Hornchurch	3	10,651	3,454	32.4	2,652	802
Squirrel's Heath	3	10,548	3,720	35.3	2,552	1,168
Upminster	3	10,575	4,808	45.5	3,552	1,256
Havering	54	192,440	70,801	36.8	51,363	19,438

Ward	Rejected ballot papers					Total	Total valid papers	% valid votes
	Lacking official mark	More votes than entitled	Marked for identification	Unmarked wholly void	Rejected in part			
Harrow								
Belmont	0	2	0	1	0	3	3,702	99.9
Canons	0	0	0	2	0	2	3,960	99.9
Edgware	0	7	0	16	0	23	3,403	99.3
Greenhill	0	5	0	6	0	11	3,254	99.7
Harrow On The Hill	0	4	0	8	0	12	3,558	99.7
Harrow Weald	0	6	0	7	0	13	3,790	99.7
Hatch End	0	3	0	9	0	12	3,350	99.6
Headstone North	0	0	0	1	0	1	3,842	100.0
Headstone South	0	5	0	7	0	12	3,336	99.6
Kenton East	0	5	0	8	0	13	3,818	99.7
Kenton West	0	7	0	2	0	9	3,989	99.8
Marlborough	0	7	0	5	0	12	3,313	99.6
Pinner	0	5	0	3	0	8	3,539	99.8
Pinner South	0	0	0	6	0	6	3,571	99.8
Queensbury	0	8	0	12	0	20	3,799	99.5
Rayners Lane	0	5	0	4	0	9	4,177	99.8
Roxbourne	0	1	0	0	0	1	3,539	100.0
Roxeth	0	7	0	6	0	13	3,450	99.6
Stanmore Park	0	2	0	8	0	10	3,588	99.7
Wealdstone	0	8	0	4	0	12	3,057	99.6
West Harrow	0	1	0	12	0	13	3,673	99.6
Harrow	0	88	0	127	0	215	75,708	99.7
Havering								
Brooklands	0	5	8	0	0	0	4,211	100.0
Cranham	0	3	0	3	0	6	4,312	99.9
Elm Park	1	0	0	2	0	3	3,752	99.9
Emerson Park	0	5	1	3	0	9	4,030	99.8
Gooshays	0	1	1	3	0	5	3,325	99.8
Hacton	0	3	0	0	0	3	4,072	99.9
Harold Wood	0	5	0	7	0	12	4,080	99.7
Havering Park	0	1	1	6	0	8	3,259	99.8
Heaton	0	6	0	2	0	8	3,108	99.7
Hylands	0	4	0	5	0	9	4,463	99.8
Mawneys	2	4	0	0	0	6	3,699	99.8
Pettits	0	3	0	4	0	7	4,049	99.8
Rainham and Wennington	0	3	0	2	0	5	3,468	99.9
Romford Town	0	6	0	6	0	12	4,627	99.7
St. Andrew's	0	2	1	3	0	6	4,265	99.9
South Hornchurch	0	8	0	0	1	9	3,445	99.7
Squirrel's Heath	0	1	0	5	0	6	3,714	99.8
Upminster	0	4	1	3	0	8	4,800	99.8
Havering	3	64	13	54	1	122	70,679	99.8

Ward	Seats	Electorate	Number voting	% poll	Ballot papers	
					Polling stations	Postal
Hillingdon						
Barnhill	3	9,229	3,239	35.1	2,534	705
Botwell	3	11,451	3,645	31.8	2,717	928
Brunel	3	8,463	3,041	35.9	2,113	928
Cavendish	3	8,947	3,919	43.8	2,936	983
Charville	3	9,004	3,629	40.3	2,845	784
Eastcote And East Ruislip	3	9,996	4,702	47.0	3,449	1,253
Harefield	2	5,725	2,276	39.8	1,776	500
Heathrow Villages	3	8,337	2,872	34.4	2,139	733
Hillingdon East	3	9,139	3,656	40.0	2,792	864
Ickenham	3	8,184	3,707	45.3	2,784	923
Manor	3	8,722	3,787	43.4	2,890	897
Northwood	3	8,296	3,286	39.6	2,187	1,099
Northwood Hills	3	8,925	3,409	38.2	2,325	1,084
Pinkwell	3	10,079	3,329	33.0	2,485	844
South Ruislip	3	9,210	3,561	38.7	2,665	896
Townfield	3	10,222	3,564	34.9	2,774	790
Uxbridge North	3	9,991	3,794	38.0	2,584	1,210
Uxbridge South	3	8,435	3,362	39.9	2,589	773
West Drayton	3	11,235	4,018	35.8	3,083	935
West Ruislip	3	9,072	3,723	41.0	2,746	977
Yeading	3	9,281	3,257	35.1	2,472	785
Yiewsley	3	9,369	3,346	35.7	2,515	831
Hillingdon	65	201,312	77,122	38.3	57,400	19,722
Hounslow						
Bedfont	3	9,618	3,412	35.5	2,434	978
Brentford	3	11,916	4,042	33.9	2,995	1,047
Chiswick Homefields	3	8,320	3,852	46.3	2,737	1,115
Chiswick Riverside	3	8,620	3,922	45.5	2,953	969
Cranford	3	9,638	3,303	34.3	2,196	1,107
Feltham North	3	8,646	3,010	34.8	2,146	864
Feltham West	3	10,833	3,318	30.6	2,365	953
Hanworth	3	8,855	3,018	34.1	2,205	813
Hanworth Park	3	9,044	3,244	35.9	2,431	813
Heston Central	3	9,249	3,086	33.4	2,201	885
Heston East	3	9,197	3,001	32.6	2,172	829
Heston West	3	9,362	3,307	35.3	2,443	864
Hounslow Central	3	11,553	3,849	33.3	2,828	1,021
Hounslow Heath	3	10,342	3,844	37.2	2,959	885
Hounslow South	3	8,669	3,717	42.9	2,898	819
Hounslow West	3	10,126	3,480	34.4	2,562	918
Isleworth	3	8,851	3,529	39.9	2,694	835
Osterley and Spring Grove	3	10,046	3,892	38.7	2,990	902
Syon	3	10,778	3,867	35.9	2,874	993
Turnham Green	3	8,408	3,627	43.1	2,777	850
Hounslow	60	192,071	70,320	36.6	51,860	18,460

Ward	Rejected ballot papers					Total	Total valid papers	% valid votes
	Lacking official mark	More votes than entitled	Marked for identification	Unmarked wholly void	Rejected in part			
Hillingdon								
Barnhill	0	1	11	6	0	18	3,221	99.4
Botwell	0	1	1	1	0	3	3,642	99.9
Brunel	0	1	0	4	0	5	3,036	99.8
Cavendish	0	0	7	0	0	7	3,912	99.8
Charville	0	3	0	5	1	9	3,620	99.8
Eastcote And East Ruislip	0	2	0	4	0	6	4,696	99.9
Harefield	0	1	2	0	0	3	2,273	99.9
Heathrow Villages	0	6	0	6	0	12	2,860	99.6
Hillingdon East	0	2	1	13	0	16	3,640	99.6
Ickenham	0	1	4	0	0	5	3,702	99.9
Manor	0	3	1	3	0	7	3,780	99.8
Northwood	0	1	0	11	0	12	3,274	99.6
Northwood Hills	0	4	0	4	0	8	3,401	99.8
Pinkwell	0	8	0	5	0	13	3,316	99.6
South Ruislip	0	5	1	4	0	10	3,551	99.7
Townfield	8	0	3	0	0	11	3,553	99.7
Uxbridge North	0	2	0	6	0	8	3,786	99.8
Uxbridge South	0	7	0	7	0	14	3,348	99.6
West Drayton	0	1	0	7	0	8	4,010	99.8
West Ruislip	0	1	0	6	0	7	3,716	99.8
Yeading	3	4	0	0	0	7	3,250	99.8
Yiewsley	0	4	0	4	0	8	3,338	99.8
Hillingdon	11	58	31	96	1	197	76,925	99.7
Hounslow								
Bedfont	0	3	0	8	0	11	3,401	99.7
Brentford	0	4	0	16	0	20	4,022	99.5
Chiswick Homefields	0	0	0	8	1	9	3,843	99.8
Chiswick Riverside	0	2	0	5	0	7	3,915	99.8
Cranford	0	4	0	8	0	12	3,291	99.6
Feltham North	0	9	0	2	0	11	2,999	99.6
Feltham West	0	0	0	16	0	16	3,302	99.5
Hanworth	0	3	0	9	0	12	3,006	99.6
Hanworth Park	0	4	2	10	0	16	3,228	99.5
Heston Central	0	6	0	8	0	14	3,072	99.5
Heston East	0	5	1	6	0	12	2,989	99.6
Heston West	0	7	0	6	0	13	3,294	99.6
Hounslow Central	0	3	0	8	0	11	3,838	99.7
Hounslow Heath	0	3	0	7	7	17	3,827	99.6
Hounslow South	0	5	0	9	0	14	3,703	99.6
Hounslow West	0	7	0	10	0	17	3,463	99.5
Isleworth	0	1	0	12	0	13	3,516	99.6
Osterley and Spring Grove	0	1	0	5	1	7	3,885	99.8
Syon	0	2	1	10	1	14	3,853	99.6
Turnham Green	0	1	0	12	1	14	3,613	99.6
Hounslow	0	70	4	175	11	260	70,060	99.6

Ward	Seats	Electorate	Number voting	% poll	Ballot papers	
					Polling stations	Postal
Islington						
Barnsbury	3	8,535	3,232	37.9	2,350	882
Bunhill	3	9,914	3,239	32.7	2,426	813
Caledonian	3	9,143	3,213	35.1	2,447	766
Canonbury	3	8,822	3,015	34.2	2,281	734
Clerkenwell	3	7,798	2,704	34.7	2,034	670
Finsbury Park	3	10,706	4,035	37.7	3,282	753
Highbury East	3	9,083	4,442	48.9	3,444	998
Highbury West	3	12,371	4,817	38.9	3,792	1,025
Hillrise	3	8,909	3,859	43.3	3,081	778
Holloway	3	11,052	4,183	37.8	3,217	966
Junction	3	8,955	3,381	37.8	2,628	753
Mildmay	3	9,338	3,463	37.1	2,689	774
St. George's	3	9,064	4,047	44.6	3,086	961
St. Mary's	3	8,734	3,285	37.6	2,499	786
St. Peter's	3	9,122	3,294	36.1	2,438	856
Tollington	3	9,874	3,872	39.2	3,146	726
Islington	48	151,420	58,081	38.4	44,840	13,241
Kensington and Chelsea						
Abingdon	3	5,128	2,106	41.1	1,432	674
Brompton and Hans Town	3	5,418	1,905	35.2	1,123	782
Campden	3	5,363	2,343	43.7	1,524	819
Chelsea Riverside	3	5,893	2,481	42.1	1,819	662
Colville	3	6,194	2,330	37.6	1,831	499
Courtfield	3	5,419	1,994	36.8	1,262	732
Dalgarno	2	4,456	1,713	38.4	1,375	338
Earl's Court	3	5,936	2,382	40.1	1,747	635
Golborne	3	5,846	2,055	35.2	1,723	332
Holland	3	5,317	2,284	43.0	1,598	686
Norland	2	3,835	1,965	51.2	1,423	542
Notting Dale	3	5,889	2,297	39.0	1,847	450
Pembroke	2	3,648	1,535	42.1	1,111	424
Queen's Gate	3	4,658	1,666	35.8	1,017	649
Redcliffe	3	5,887	2,122	36.0	1,437	685
Royal Hospital	3	6,078	2,548	41.9	1,560	988
St. Helen's	2	4,389	1,766	40.2	1,410	356
Stanley	3	6,024	2,343	38.9	1,585	758
Kensington and Chelsea	50	95,378	37,835	39.7	26,824	11,011

Ward	Rejected ballot papers					Total	Total valid papers	% valid votes
	Lacking official mark	More votes than entitled	Marked for identification	Unmarked wholly void	Rejected in part			
Islington								
Barnsbury	0	2	0	13	0	15	3,217	99.5
Bunhill	0	7	0	10	0	17	3,222	99.5
Caledonian	0	3	1	10	0	14	3,199	99.6
Canonbury	0	3	0	10	0	13	3,002	99.6
Clerkenwell	0	2	0	3	0	5	2,699	99.8
Finsbury Park	0	1	0	9	0	10	4,025	99.8
Highbury East	0	2	0	9	0	11	4,431	99.8
Highbury West	0	6	0	8	0	14	4,803	99.7
Hillrise	0	6	0	9	0	15	3,844	99.6
Holloway	0	2	0	29	0	31	4,152	99.3
Junction	0	3	0	11	0	14	3,367	99.6
Mildmay	0	2	0	5	0	7	3,456	99.8
St. George's	0	3	1	6	0	10	4,037	99.8
St. Mary's	0	5	0	11	0	16	3,269	99.5
St. Peter's	0	4	0	8	0	12	3,282	99.6
Tollington	0	6	0	14	0	20	3,852	99.5
Islington	0	57	2	165	0	224	57,857	99.6
Kensington and Chelsea								
Abingdon	0	3	0	4	0	7	2,099	99.7
Brompton and Hans Town	0	1	0	1	0	2	1,903	99.9
Campden	0	1	1	4	0	6	2,337	99.7
Chelsea Riverside	0	2	1	7	0	10	2,471	99.6
Colville	0	4	0	6	0	10	2,320	99.6
Courtfield	0	2	1	2	0	5	1,989	99.7
Dalgarno	0	5	0	0	0	5	1,708	99.7
Earl's Court	0	5	0	10	0	15	2,367	99.4
Golborne	0	2	0	7	0	9	2,046	99.6
Holland	0	3	1	2	0	6	2,278	99.7
Norland	0	3	0	3	0	6	1,959	99.7
Notting Dale	0	0	0	4	0	4	2,293	99.8
Pembridge	0	1	0	3	0	4	1,531	99.7
Queen's Gate	0	0	0	3	0	3	1,663	99.8
Redcliffe	0	4	0	8	0	12	2,110	99.4
Royal Hospital	0	0	0	0	0	0	2,548	100.0
St. Helen's	0	1	0	6	0	7	1,759	99.6
Stanley	0	2	0	3	0	5	2,338	99.8
Kensington and Chelsea	0	39	4	73	0	116	37,719	99.7

Ward	Seats	Electorate	Number voting	% poll	Ballot papers	
					Polling stations	Postal
Kingston upon Thames						
Alexandra	3	7,057	3,559	50.4	2,574	985
Berrylands	3	7,129	3,666	51.4	2,634	1,032
Beverley	3	7,508	3,940	52.5	2,929	1,011
Canbury	3	9,266	4,580	49.4	3,312	1,268
Chessington North And Hook	3	6,790	3,073	45.3	2,037	1,036
Chessington South	3	7,865	3,475	44.2	2,501	974
Coombe Hill	3	6,721	2,768	41.2	1,619	1,149
Coombe Vale	3	7,093	3,836	54.1	2,633	1,203
Grove	3	7,600	3,392	44.6	2,448	944
Norbiton	3	7,071	3,246	45.9	2,371	875
Old Malden	3	7,264	3,184	43.8	2,212	972
St. James	3	6,773	3,312	48.9	2,246	1,066
St. Mark's	3	7,157	3,226	45.1	2,323	903
Surbiton Hill	3	7,766	3,584	46.1	2,498	1,086
Tolworth And Hook Rise	3	7,416	3,233	43.6	2,249	984
Tudor	3	7,059	3,545	50.2	2,552	993
Kingston upon Thames	48	117,535	55,619	47.3	39,138	16,481
Lambeth						
Bishop's	3	7,328	2,444	33.4	1,824	620
Brixton Hill	3	11,611	3,619	31.2	2,963	656
Clapham Common	3	10,195	3,372	33.1	2,392	980
Clapham Town	3	10,994	3,589	32.6	2,673	916
Coldharbour	3	12,165	3,497	28.7	2,827	670
Ferndale	3	12,100	3,113	25.7	2,470	643
Gipsy Hill	3	10,456	5,076	48.5	4,285	791
Herne Hill	3	11,754	5,236	44.5	4,410	826
Knight's Hill	3	10,372	3,589	34.6	2,875	714
Larkhall	3	12,957	3,343	25.8	2,622	721
Oval	3	11,698	4,042	34.6	3,072	970
Prince's	3	11,799	4,128	35.0	3,082	1,046
St. Leonard's	3	11,250	4,453	39.6	3,547	906
Stockwell	3	11,109	3,537	31.8	2,776	761
Streatham Hill	3	11,133	3,751	33.7	2,986	765
Streatham South	3	10,149	3,446	34.0	2,705	741
Streatham Wells	3	11,247	4,263	37.9	3,422	841
Thornton	3	9,582	3,320	34.6	2,621	699
Thurlow Park	3	10,375	4,258	41.0	3,403	855
Tulse Hill	3	11,503	3,750	32.6	3,100	650
Vassall	3	11,995	3,702	30.9	2,888	814
Lambeth	63	231,772	79,528	34.3	62,943	16,585

Ward	Rejected ballot papers					Total	Total valid papers	% valid votes
	Lacking official mark	More votes than entitled	Marked for identification	Unmarked wholly void	Rejected in part			
Kingston upon Thames								
Alexandra	0	1	0	4	0	5	3,554	99.9
Berrylands	0	3	0	1	0	4	3,662	99.9
Beverley	0	0	0	3	0	3	3,937	99.9
Canbury	0	2	0	3	0	5	4,575	99.9
Chessington North And Hook	0	2	0	3	0	5	3,068	99.8
Chessington South	0	6	1	3	0	10	3,465	99.7
Coombe Hill	0	3	0	4	0	7	2,761	99.7
Coombe Vale	0	3	0	3	0	6	3,830	99.8
Grove	0	2	0	5	0	7	3,385	99.8
Norbiton	0	4	0	4	0	8	3,238	99.8
Old Malden	0	6	0	9	0	15	3,169	99.5
St. James	0	2	0	1	0	3	3,309	99.9
St. Mark's	0	2	0	5	0	7	3,219	99.8
Surbiton Hill	0	5	0	6	0	11	3,573	99.7
Tolworth And Hook Rise	0	0	0	6	0	6	3,227	99.8
Tudor	0	0	0	3	0	3	3,542	99.9
Kingston upon Thames	0	41	1	63	0	105	55,514	99.8
Lambeth								
Bishop's	0	0	0	4	0	4	2,440	99.8
Brixton Hill	0	1	0	8	0	9	3,610	99.8
Clapham Common	0	2	0	8	0	10	3,362	99.7
Clapham Town	0	0	0	11	0	11	3,578	99.7
Coldharbour	0	9	0	6	0	15	3,482	99.6
Ferndale	0	0	0	17	1	18	3,095	99.4
Gipsy Hill	0	0	0	11	0	11	5,065	99.8
Herne Hill	0	4	0	4	0	8	5,228	99.8
Knight's Hill	0	2	0	5	0	7	3,582	99.8
Larkhall	0	0	0	15	0	15	3,328	99.6
Oval	0	0	0	21	0	21	4,021	99.5
Prince's	0	0	0	23	0	23	4,105	99.4
St. Leonard's	0	5	0	3	0	8	4,445	99.8
Stockwell	0	0	0	16	0	16	3,521	99.5
Streatham Hill	0	11	0	6	0	17	3,734	99.5
Streatham South	0	5	0	6	0	11	3,435	99.7
Streatham Wells	0	7	0	5	0	12	4,251	99.7
Thornton	0	0	0	6	0	6	3,314	99.8
Thurlow Park	0	3	0	5	0	8	4,250	99.8
Tulse Hill	0	3	0	11	0	14	3,736	99.6
Vassall	2	7	0	4	2	15	3,687	99.6
Lambeth	2	59	0	195	3	259	79,269	99.7

Ward	Seats	Electorate	Number voting	% poll	Ballot papers	
					Polling stations	Postal
Lewisham						
Bellingham	3	10,317	3,034	29.4	2,285	749
Blackheath	3	9,967	4,418	44.3	3,413	1,005
Brockley	3	12,553	4,726	37.6	3,903	823
Catford South	3	10,815	4,180	38.7	3,331	849
Crofton Park	3	10,931	4,573	41.8	3,772	801
Downham	3	10,310	3,102	30.1	2,221	881
Evelyn	3	12,706	3,844	30.3	3,010	834
Forest Hill	3	10,691	4,499	42.1	3,520	979
Grove Park	3	10,491	4,022	38.3	3,088	934
Ladywell	3	10,006	4,537	45.3	3,748	789
Lee Green	3	10,262	4,380	42.7	3,460	920
Lewisham Central	3	14,324	5,020	35.0	3,873	1,147
New Cross	3	11,910	3,972	33.4	3,211	761
Perry Vale	3	11,139	4,449	39.9	3,659	790
Rushey Green	3	10,282	3,633	35.3	2,859	774
Sydenham	3	11,289	4,457	39.5	3,536	921
Telegraph Hill	3	11,533	4,483	38.9	3,675	808
Whitefoot	3	10,029	3,199	31.9	2,345	854
Lewisham	54	199,555	74,528	37.3	58,909	15,619
Merton						
Abbey	3	7,745	3,458	44.6	2,742	716
Cannon Hill	3	7,281	3,649	50.1	2,869	780
Colliers Wood	3	7,999	3,028	37.9	2,460	568
Cricket Green	3	8,417	2,881	34.2	2,275	606
Dundonald	3	6,874	3,515	51.1	2,786	729
Figge's Marsh	3	8,422	3,058	36.3	2,490	568
Graveney	3	7,289	2,723	37.4	2,258	465
Hillside	3	6,449	2,583	40.1	1,831	752
Lavender Fields	3	7,859	2,365	30.1	1,729	636
Longthornton	3	7,976	2,668	33.5	2,051	617
Lower Morden	3	7,081	3,186	45.0	2,489	697
Merton Park	3	7,125	3,543	49.7	2,726	817
Pollards Hill	3	8,156	2,761	33.9	2,192	569
Ravensbury	3	7,615	2,797	36.7	2,155	642
Raynes Park	3	7,323	3,074	42.0	2,288	786
St. Helier	3	8,051	2,632	32.7	1,908	724
Trinity	3	7,410	3,579	48.3	2,765	814
Village	3	6,271	2,934	46.8	1,870	1,064
West Barnes	3	7,563	4,054	53.6	3,049	1,005
Wimbledon Park	3	8,270	3,592	43.4	2,687	905
Merton	60	151,176	62,080	41.1	47,620	14,460

Ward	Rejected ballot papers					Total	Total valid papers	% valid votes
	Lacking official mark	More votes than entitled	Marked for identification	Unmarked wholly void	Rejected in part			
Lewisham								
Bellingham	0	4	0	21	0	25	3,009	99.2
Blackheath	0	0	15	0	15	0	4,418	100.0
Brockley	0	0	0	13	0	13	4,713	99.7
Catford South	0	0	1	19	0	20	4,160	99.5
Crofton Park	0	0	0	15	0	15	4,558	99.7
Downham	0	0	0	14	0	14	3,088	99.5
Evelyn	0	0	0	11	0	11	3,833	99.7
Forest Hill	0	0	0	20	0	20	4,479	99.6
Grove Park	0	0	0	21	0	21	4,001	99.5
Ladywell	0	0	0	14	0	14	4,523	99.7
Lee Green	0	0	0	15	0	15	4,365	99.7
Lewisham Central	0	0	0	22	0	22	4,998	99.6
New Cross	0	0	0	24	0	24	3,948	99.4
Perry Vale	0	0	0	15	0	15	4,434	99.7
Rushey Green	0	0	0	28	0	28	3,605	99.2
Sydenham	0	0	0	22	0	22	4,435	99.5
Telegraph Hill	0	0	0	20	0	20	4,463	99.6
Whitefoot	4	0	0	0	0	17	3,182	99.5
Lewisham	4	4	16	294	15	316	74,212	99.6
Merton								
Abbey	0	1	0	8	0	9	3,449	99.7
Cannon Hill	0	3	0	6	0	9	3,640	99.8
Colliers Wood	0	2	0	4	0	6	3,022	99.8
Cricket Green	0	7	0	6	0	13	2,868	99.5
Dundonald	0	2	0	2	0	4	3,511	99.9
Figge's Marsh	0	3	0	11	0	14	3,044	99.5
Graveney	0	5	1	8	0	14	2,709	99.5
Hillside	0	0	0	8	0	8	2,575	99.7
Lavender Fields	0	1	0	4	0	5	2,360	99.8
Longthornton	0	3	0	10	0	13	2,655	99.5
Lower Morden	0	0	0	3	0	3	3,183	99.9
Merton Park	0	4	0	5	0	9	3,534	99.7
Pollards Hill	0	3	0	12	0	15	2,746	99.5
Ravensbury	0	1	0	3	0	4	2,793	99.9
Raynes Park	0	2	0	5	0	7	3,067	99.8
St. Helier	0	1	1	4	0	6	2,626	99.8
Trinity	0	2	1	4	0	7	3,572	99.8
Village	0	1	0	1	0	2	2,932	99.9
West Barnes	0	5	0	7	0	12	4,042	99.7
Wimbledon Park	0	1	0	5	0	6	3,586	99.8
Merton	0	47	3	116	0	166	61,914	99.7

Ward	Seats	Electorate	Number voting	% poll	Ballot papers	
					Polling stations	Postal
Newham						
Beckton	3	10,251	2,968	29.0	2,173	795
Boleyn	3	9,900	3,852	38.9	3,008	844
Canning Town North	3	10,777	3,408	31.6	2,573	835
Canning Town South	3	11,749	3,319	28.2	2,539	780
Custom House	3	9,082	2,618	28.8	1,798	820
East Ham Central	3	10,018	3,967	39.6	3,089	878
East Ham North	3	9,322	4,213	45.2	3,460	753
East Ham South	3	9,976	3,806	38.2	2,871	935
Forest Gate North	3	10,140	3,835	37.8	3,118	717
Forest Gate South	3	10,973	3,889	35.4	3,057	832
Green Street East	3	9,507	4,053	42.6	3,265	788
Green Street West	3	9,503	3,913	41.2	3,041	872
Little Ilford	3	10,335	3,810	36.9	3,048	762
Manor Park	3	9,680	3,903	40.3	3,041	862
Plaistow North	3	9,585	3,634	37.9	2,800	834
Plaistow South	3	10,440	3,734	35.8	2,823	911
Royal Docks	3	8,512	2,466	29.0	1,864	602
Stratford And New Town	3	18,252	5,411	29.6	4,205	1,206
Wall End	3	9,640	4,164	43.2	3,413	751
West Ham	3	9,819	3,322	33.8	2,544	778
Newham	60	207,461	74,285	35.8	57,730	16,555
Redbridge						
Bridge	3	9,724	3,519	36.2	2,733	786
Monkhams	2	7,320	3,085	42.1	2,165	920
Goodmayes	3	9,936	3,269	32.9	2,602	667
Fullwell	3	10,952	4,441	40.5	3,406	1,035
Loxford	3	8,832	2,803	31.7	2,134	669
Mayfield	3	10,161	3,570	35.1	2,695	875
Chadwell	3	10,831	3,687	34.0	2,838	849
Clayhall	3	9,924	4,826	48.6	3,850	976
Seven Kings	3	9,687	3,390	35.0	2,782	608
Churchfields	3	10,864	4,695	43.2	3,660	1,035
Valentines	3	10,159	3,210	31.6	2,598	612
Newbury	3	9,597	3,938	41.0	3,176	762
Wanstead Park	2	6,091	2,940	48.3	2,144	796
Fairlop	3	9,892	3,682	37.2	2,691	991
Ilford Town	2	5,899	2,110	35.8	1,447	663
Cranbrook	3	9,336	3,900	41.8	3,289	611
Clementswood	3	8,979	2,988	33.3	2,346	642
Hainault	3	9,834	3,479	35.4	2,581	898
Aldborough	3	10,106	3,971	39.3	3,073	898
Barkingside	3	10,511	4,658	44.3	3,601	1,057
South Woodford	3	9,211	4,011	43.5	3,070	941
Wanstead Village	3	9,743	4,336	44.5	3,423	913
Redbridge	63	207,589	80,508	38.8	62,304	18,204

Ward	Rejected ballot papers					Total	Total valid papers	% valid votes
	Lacking official mark	More votes than entitled	Marked for identification	Unmarked wholly void	Rejected in part			
Newham								
Beckton	0	6	0	12	0	0	2,968	100.0
Boleyn	0	5	0	10	0	0	3,852	100.0
Canning Town North	0	10	0	19	0	0	3,408	100.0
Canning Town South	0	14	19	0	0	0	3,319	100.0
Custom House	0	4	0	9	0	0	2,618	100.0
East Ham Central	0	19	22	0	0	0	3,967	100.0
East Ham North	0	14	0	18	0	0	4,213	100.0
East Ham South	0	9	0	21	0	0	3,806	100.0
Forest Gate North	0	10	0	14	0	0	3,835	100.0
Forest Gate South	0	12	0	17	0	0	3,889	100.0
Green Street East	0	7	0	18	0	0	4,053	100.0
Green Street West	0	17	29	0	0	0	3,913	100.0
Little Ilford	0	4	1	33	0	0	3,810	100.0
Manor Park	0	11	0	9	0	0	3,903	100.0
Plaistow North	0	17	0	14	0	0	3,634	100.0
Plaistow South	0	11	1	9	0	0	3,734	100.0
Royal Docks	0	7	0	10	0	0	2,466	100.0
Stratford And New Town	0	15	26	0	0	0	5,411	100.0
Wall End	0	12	0	10	0	0	4,164	100.0
West Ham	0	10	0	18	0	0	3,322	100.0
Newham	0	214	98	241	0	0	74,285	100.0
Redbridge								
Bridge	0	1	0	12	0	13	3,506	99.6
Monkhams	0	1	0	14	0	15	3,070	99.5
Goodmayes	0	2	0	4	0	6	3,263	99.8
Fullwell	0	5	0	12	0	17	4,424	99.6
Loxford	0	5	1	0	1	7	2,796	99.8
Mayfield	0	7	0	4	0	11	3,559	99.7
Chadwell	0	1	0	9	0	10	3,677	99.7
Clayhall	0	5	0	1	0	6	4,820	99.9
Seven Kings	0	12	0	15	0	27	3,363	99.2
Churchfields	0	8	0	12	0	20	4,675	99.6
Valentines	0	2	0	17	0	19	3,191	99.4
Newbury	0	10	0	2	0	12	3,926	99.7
Wanstead Park	0	2	1	10	0	13	2,927	99.6
Fairlop	0	0	0	11	0	11	3,671	99.7
Ilford Town	0	4	0	4	0	8	2,102	99.6
Cranbrook	0	0	0	9	0	9	3,891	99.8
Clementswood	0	8	0	4	0	12	2,976	99.6
Hainault	0	6	0	14	0	20	3,459	99.4
Aldborough	0	12	0	6	0	18	3,953	99.5
Barkingside	0	2	0	6	0	8	4,650	99.8
South Woodford	0	0	0	18	0	18	3,993	99.6
Wanstead Village	0	0	0	6	0	6	4,330	99.9
Redbridge	0	93	2	190	1	286	80,222	99.6

Ward	Seats	Electorate	Number voting	% poll	Ballot papers	
					Polling stations	Postal
Richmond upon Thames						
Barnes	3	7,427	3,725	50.2	2,659	1,066
East Sheen	3	7,611	4,204	55.2	3,177	1,027
Fulwell and Hampton Hill	3	7,908	4,002	50.6	2,968	1,034
Ham, Petersham and Richmond						
Riverside	3	7,401	3,993	54.0	2,957	1,036
Hampton	3	7,908	4,254	53.8	3,027	1,227
Hampton North	3	7,229	3,206	44.3	2,218	988
Hampton Wick	3	8,191	4,277	52.2	2,983	1,294
Heathfield	3	7,847	3,948	50.3	2,841	1,107
Kew	3	8,547	4,594	53.7	3,343	1,251
Mortlake and Barnes Common	3	8,182	4,033	49.3	2,924	1,109
North Richmond	3	8,319	4,214	50.7	3,015	1,199
St. Margaret's and North Twickenham	3	8,637	4,570	52.9	3,470	1,100
South Richmond	3	8,132	3,960	48.7	2,761	1,199
South Twickenham	3	7,414	3,987	53.8	2,953	1,034
Teddington	3	8,083	4,297	53.2	3,160	1,137
Twickenham Riverside	3	7,824	3,974	50.8	2,937	1,037
West Twickenham	3	8,067	3,996	49.5	2,921	1,075
Whitton	3	7,293	3,742	51.3	2,765	977
Richmond upon Thames	54	142,020	72,976	51.4	53,079	19,897
Southwark						
Borough & Bankside	3	6,680	2,406	36.0	1,762	644
Camberwell Green	3	10,240	3,148	30.7	2,437	711
Champion Hill	2	7,160	2,348	32.8	1,814	534
Chaucer	3	10,328	2,981	28.9	2,247	734
Dulwich Hill	2	7,258	2,824	38.9	2,224	600
Dulwich Village	2	7,850	4,492	57.2	3,470	1,022
Dulwich Wood	2	7,516	3,048	40.6	2,162	886
Faraday	3	8,618	2,560	29.7	1,966	594
Goose Green	3	10,798	4,776	44.2	3,964	812
London Bridge & West Bermondsey	3	10,282	2,939	28.6	1,395	1,544
Newington	3	10,301	3,254	31.6	2,499	755
North Bermondsey	3	11,510	3,537	30.7	2,389	1,148
North Walworth	3	9,353	2,774	29.7	2,090	684
Nunhead & Queen's Road	3	11,301	3,328	29.4	2,631	697
Old Kent Road	3	11,747	3,285	28.0	2,529	756
Peckham	3	10,221	2,864	28.0	2,261	603
Peckham Rye	2	7,511	2,985	39.7	2,455	530
Rotherhithe	3	10,754	3,440	32.0	2,566	874
Rye Lane	3	10,743	3,558	33.1	2,837	721
South Bermondsey	3	11,400	3,699	32.4	2,815	884
St. George's	2	5,095	1,925	37.8	1,448	477
St. Giles	3	11,712	4,038	34.5	3,233	805
Surrey Docks	3	9,346	2,941	31.5	2,100	841
Southwark	63	217,724	73,150	33.6	55,294	17,856

Ward	Rejected ballot papers					Total	Total valid papers	% valid votes
	Lacking official mark	More votes than entitled	Marked for identification	Unmarked wholly void	Rejected in part			
Richmond upon Thames								
Barnes	0	2	0	6	0	8	3,717	99.8
East Sheen	0	3	0	2	0	5	4,199	99.9
Fulwell and Hampton Hill	0	0	0	7	0	7	3,995	99.8
Ham, Petersham and Richmond								
Riverside	0	2	0	5	0	7	3,986	99.8
Hampton	0	0	0	7	0	7	4,247	99.8
Hampton North	0	3	0	2	0	5	3,201	99.8
Hampton Wick	0	1	0	7	0	8	4,269	99.8
Heathfield	0	2	1	3	0	6	3,942	99.8
Kew	0	2	0	4	0	6	4,588	99.9
Mortlake and Barnes Common	0	1	0	7	0	8	4,025	99.8
North Richmond	0	4	0	5	0	9	4,205	99.8
St. Margaret's and North Twickenham	0	1	0	11	0	12	4,558	99.7
South Richmond	0	0	0	1	0	1	3,959	100.0
South Twickenham	0	0	0	5	0	5	3,982	99.9
Teddington	0	1	1	4	0	6	4,291	99.9
Twickenham Riverside	0	1	0	4	0	5	3,969	99.9
West Twickenham	0	3	0	3	0	6	3,990	99.8
Whitton	0	2	0	4	0	6	3,736	99.8
Richmond upon Thames	0	28	2	87	0	117	72,859	99.8
Southwark								
Borough & Bankside	2	2	0	3	0	7	2,399	99.7
Camberwell Green	0	5	0	10	0	15	3,133	99.5
Champion Hill	1	3	0	7	0	11	2,337	99.5
Chaucer	0	4	0	11	0	15	2,966	99.5
Dulwich Hill	6	1	0	6	0	13	2,811	99.5
Dulwich Village	1	1	0	3	0	5	4,487	99.9
Dulwich Wood	0	1	0	5	0	6	3,042	99.8
Faraday	0	0	2	2	0	4	2,556	99.8
Goose Green	0	4	0	5	0	9	4,767	99.8
London Bridge & West Bermondsey	0	0	4	14	0	18	2,921	99.4
Newington	10	4	0	6	0	20	3,234	99.4
North Bermondsey	0	5	0	5	0	10	3,527	99.7
North Walworth	0	3	0	12	0	15	2,759	99.5
Nunhead & Queen's Road	2	8	3	2	0	15	3,313	99.5
Old Kent Road	9	2	0	2	0	13	3,272	99.6
Peckham	0	10	0	8	0	18	2,846	99.4
Peckham Rye	0	0	0	0	0	0	2,985	100.0
Rotherhithe	0	4	0	6	0	10	3,430	99.7
Rye Lane	10	3	0	1	0	14	3,544	99.6
South Bermondsey	0	4	0	6	0	10	3,689	99.7
St. George's	0	1	0	7	0	8	1,917	99.6
St. Giles	0	3	0	14	0	17	4,021	99.6
Surrey Docks	0	2	0	3	0	5	2,936	99.8
Southwark	41	70	9	138	0	258	72,892	99.6

Ward	Seats	Electorate	Number voting	% poll	Ballot papers	
					Polling stations	Postal
Sutton						
Beddington North	3	8,079	3,713	46.0	2,653	1,060
Beddington South	3	8,453	3,370	39.9	2,363	1,007
Belmont	3	7,940	3,394	42.7	2,281	1,113
Carshalton Central	3	8,165	3,817	46.7	2,761	1,056
Carshalton South And Clockhouse	3	7,819	3,931	50.3	2,874	1,057
Cheam	3	8,335	3,967	47.6	2,682	1,285
Nonsuch	3	8,245	3,872	47.0	2,795	1,077
St. Helier	3	8,726	2,648	30.3	1,763	885
Stonecot	3	8,402	3,507	41.7	2,520	987
Sutton Central	3	9,296	3,321	35.7	2,366	955
Sutton North	3	8,096	3,311	40.9	2,347	964
Sutton South	3	8,016	3,241	40.4	2,089	1,152
Sutton West	3	8,447	3,503	41.5	2,453	1,050
The Wrythe	3	8,297	2,938	35.4	1,950	988
Wallington North	3	8,669	3,410	39.3	2,490	920
Wallington South	3	8,115	3,547	43.7	2,549	998
Wandle Valley	3	8,723	2,834	32.5	2,041	793
Worcester Park	3	9,341	3,895	41.7	2,837	1,058
Sutton	54	151,164	62,219	41.2	43,814	18,405
Tower Hamlets						
Bethnal Green	3	13,688	5,736	41.9	4,569	1,167
Blackwall & Cubitt Town	3	11,422	3,917	34.3	2,656	1,261
Bow East	3	12,539	4,781	38.1	3,817	964
Bow West	2	9,146	3,953	43.2	3,163	790
Bromley North	2	7,461	3,326	44.6	2,552	774
Bromley South	2	8,559	3,805	44.5	3,058	747
Canary Wharf	2	9,150	3,101	33.9	2,044	1,057
Island Gardens	2	9,380	3,853	41.1	2,820	1,033
Lansbury	3	12,063	4,983	41.3	3,958	1,025
Limehouse	1	4,684	2,066	44.1	1,493	573
Mile End	3	13,036	5,317	40.8	4,269	1,048
Poplar	1	4,457	2,044	45.9	1,624	420
St. Dunstan's	2	8,833	4,353	49.3	3,405	948
St. Katharine's & Wapping	2	8,503	3,613	42.5	2,733	880
St. Peter's	3	13,292	5,767	43.4	4,904	863
Shadwell	2	8,323	4,152	49.9	3,034	1,118
Spitalfields & Banglatown	2	8,563	3,446	40.2	2,165	1,281
Stepney Green	2	8,130	3,885	47.8	3,131	754
Weavers	2	9,062	3,689	40.7	2,699	990
Whitechapel	3	10,953	4,245	38.8	3,071	1,174
Tower Hamlets	45	191,244	80,032	41.8	61,165	18,867

Ward	Rejected ballot papers					Total	Total valid papers	% valid votes
	Lacking official mark	More votes than entitled	Marked for identification	Unmarked wholly void	Rejected in part			
Sutton								
Beddington North	0	3	0	1	0	4	3,709	99.9
Beddington South	0	4	1	3	0	8	3,362	99.8
Belmont	0	2	0	8	0	10	3,384	99.7
Carshalton Central	0	0	0	2	0	2	3,815	99.9
Carshalton South And Clockhouse	0	4	0	2	0	6	3,925	99.8
Cheam	0	0	0	10	0	10	3,957	99.7
Nonsuch	0	2	0	2	0	4	3,868	99.9
St. Helier	0	3	1	4	0	8	2,640	99.7
Stonecot	0	2	0	4	0	6	3,501	99.8
Sutton Central	0	3	0	5	0	8	3,313	99.8
Sutton North	0	2	0	2	0	4	3,307	99.9
Sutton South	0	2	0	10	0	12	3,229	99.6
Sutton West	0	3	0	0	0	3	3,500	99.9
The Wrythe	0	2	0	0	0	2	2,936	99.9
Wallington North	0	4	1	5	0	10	3,400	99.7
Wallington South	0	0	1	9	0	10	3,537	99.7
Wandle Valley	0	5	0	5	0	10	2,824	99.6
Worcester Park	0	2	0	12	0	14	3,881	99.6
Sutton	0	43	4	84	0	131	62,088	99.8
Tower Hamlets								
Bethnal Green	0	14	34	34	0	82	5,654	98.6
Blackwall & Cubitt Town	0	0	0	0	35	35	3,882	99.1
Bow East	0	0	0	0	26	26	4,755	99.5
Bow West	0	10	0	17	0	27	3,926	99.3
Bromley North	0	30	1	16	0	47	3,279	98.6
Bromley South	0	30	2	10	0	42	3,763	98.9
Canary Wharf	0	3	0	9	0	12	3,089	99.6
Island Gardens	0	18	0	17	0	35	3,818	99.1
Lansbury	0	29	0	27	0	56	4,927	98.9
Limehouse	0	16	0	12	0	28	2,038	98.6
Mile End	0	32	5	15	5	57	5,260	98.9
Poplar	0	0	0	57	0	57	1,987	97.2
St. Dunstan's	0	30	0	18	0	48	4,305	98.9
St. Katharine's & Wapping	0	0	0	0	24	24	3,589	99.3
St. Peter's	0	26	2	14	0	42	5,725	99.3
Shadwell	0	0	0	0	73	73	4,079	98.2
Spitalfields & Banglatown	0	32	0	17	0	49	3,397	98.6
Stepney Green	0	45	0	12	0	57	3,828	98.5
Weavers	0	26	0	15	0	41	3,648	98.9
Whitechapel	0	0	0	0	49	49	4,196	98.8
Tower Hamlets	0	341	44	290	212	887	79,145	98.9

Ward	Seats	Electorate	Number voting	% poll	Ballot papers	
					Polling stations	Postal
Waltham Forest						
Cann Hall	3	9,132	3,093	33.9	2,460	633
Cathall	3	8,086	2,582	31.9	2,043	539
Chapel End	3	9,583	3,368	35.1	2,664	704
Chingford Green	3	8,206	3,576	43.6	2,699	877
Endlebury	3	8,475	3,506	41.4	2,683	823
Forest	3	8,758	3,363	38.4	2,487	876
Grove Green	3	9,965	3,481	34.9	2,852	629
Hale End And Highams Park	3	8,860	4,322	48.8	3,428	894
Hatch Lane	3	8,543	3,574	41.8	2,814	760
High Street	3	10,304	3,829	37.2	3,126	703
Higham Hill	3	9,971	3,323	33.3	2,731	592
Hoe Street	3	9,803	3,558	36.3	2,896	662
Larkswood	3	8,960	3,998	44.6	3,061	937
Lea Bridge	3	10,361	3,312	32.0	2,678	634
Leyton	3	10,249	3,708	36.2	2,825	883
Leytonstone	3	9,093	3,307	36.4	2,696	611
Markhouse	3	9,473	3,245	34.3	2,612	633
Valley	3	8,711	3,711	42.6	2,805	906
William Morris	3	9,201	3,408	37.0	2,756	652
Wood Street	3	9,490	3,665	38.6	3,046	619
Waltham Forest	60	185,224	69,929	37.8	55,362	14,567
Wandsworth						
Balham	3	11,283	5,221	46.3	3,552	1,669
Bedford	3	11,214	5,169	46.1	3,639	1,530
Earlsfield	3	11,808	5,821	49.3	4,004	1,817
East Putney	3	11,882	4,879	41.1	3,320	1,559
Fairfield	3	11,038	4,387	39.7	3,168	1,219
Furzedown	3	11,177	5,074	45.4	3,945	1,129
Graveney	3	11,105	4,442	40.0	3,337	1,105
Latchmere	3	11,169	4,136	37.0	2,777	1,359
Nightingale	3	11,443	5,645	49.3	3,954	1,691
Northcote	3	10,407	4,448	42.7	3,124	1,324
Queenstown	3	12,977	4,971	38.3	3,022	1,949
Roehampton And Putney Heath	3	9,736	3,515	36.1	2,092	1,423
St. Mary's Park	3	13,160	5,740	43.6	3,558	2,182
Shaftesbury	3	10,859	4,616	42.5	3,100	1,516
Southfields	3	12,918	6,315	48.9	4,540	1,775
Thamesfield	3	12,139	5,228	43.1	3,621	1,607
Tooting	3	11,657	4,560	39.1	3,463	1,097
Wandsworth Common	3	10,196	4,854	47.6	3,202	1,652
West Hill	3	11,747	6,000	51.1	4,175	1,825
West Putney	3	11,214	4,931	44.0	3,062	1,869
Wandsworth	60	229,129	99,952	43.6	68,655	31,297

Ward	Rejected ballot papers					Total	Total valid papers	% valid votes
	Lacking official mark	More votes than entitled	Marked for identification	Unmarked wholly void	Rejected in part			
Waltham Forest								
Cann Hall	0	3	0	5	0	8	3,085	99.7
Cathall	0	3	0	7	0	10	2,572	99.6
Chapel End	0	4	0	5	0	9	3,359	99.7
Chingford Green	0	1	0	9	0	10	3,566	99.7
Endlebury	0	1	0	4	0	5	3,501	99.9
Forest	1	4	0	12	0	17	3,346	99.5
Grove Green	0	4	0	7	1	12	3,469	99.7
Hale End And Highams Park	0	5	1	5	1	12	4,310	99.7
Hatch Lane	0	3	1	4	2	10	3,564	99.7
High Street	0	3	0	7	2	12	3,817	99.7
Higham Hill	0	6	0	9	2	17	3,306	99.5
Hoe Street	0	9	0	4	1	14	3,544	99.6
Larkswood	0	0	0	4	2	6	3,992	99.8
Lea Bridge	0	9	0	6	0	15	3,297	99.5
Leyton	0	5	0	5	0	10	3,698	99.7
Leytonstone	0	6	0	3	0	9	3,298	99.7
Markhouse	0	2	0	13	0	15	3,230	99.5
Valley	0	2	0	5	6	13	3,698	99.6
William Morris	0	3	0	6	2	11	3,397	99.7
Wood Street	0	8	0	9	0	17	3,648	99.5
Waltham Forest	1	81	2	129	19	232	69,697	99.7
Wandsworth								
Balham	0	1	1	3	0	5	5,216	99.9
Bedford	0	3	0	7	0	10	5,159	99.8
Earlsfield	0	0	0	6	0	6	5,815	99.9
East Putney	0	2	1	8	0	11	4,868	99.8
Fairfield	0	3	1	14	0	18	4,369	99.6
Furzedown	0	5	0	2	0	7	5,067	99.9
Graveney	0	8	0	0	0	8	4,434	99.8
Latchmere	0	2	1	2	0	5	4,131	99.9
Nightingale	0	2	4	9	0	15	5,630	99.7
Northcote	0	1	0	13	0	14	4,434	99.7
Queenstown	0	0	0	11	0	11	4,960	99.8
Roehampton And Putney Heath	0	10	0	6	0	16	3,499	99.5
St. Mary's Park	0	5	0	2	0	7	5,733	99.9
Shaftesbury	0	2	0	3	0	5	4,611	99.9
Southfields	0	1	0	3	0	4	6,311	99.9
Thamesfield	0	2	0	5	0	7	5,221	99.9
Tooting	0	5	2	9	0	16	4,544	99.6
Wandsworth Common	0	1	0	2	0	3	4,851	99.9
West Hill	0	4	0	1	0	5	5,995	99.9
West Putney	0	2	0	5	0	7	4,924	99.9
Wandsworth	0	59	10	111	0	180	99,772	99.8

Ward	Seats	Electorate	Number voting	% poll	Ballot papers	
					Polling stations	Postal
Westminster						
Abbey Road	3	6,414	2,371	37.0	1,625	746
Bayswater	3	6,482	2,574	39.7	2,020	554
Bryanston and Dorset Square	3	6,735	2,202	32.7	1,451	751
Church Street	3	7,344	2,460	33.5	1,861	599
Churchill	3	6,445	2,940	45.6	2,213	727
Harrow Road	3	7,871	2,710	34.4	2,200	510
Hyde Park	3	6,796	2,130	31.3	1,430	700
Knightsbridge and Belgravia	3	4,310	1,485	34.5	791	694
Lancaster Gate	3	7,018	2,671	38.1	1,965	706
Little Venice	3	6,659	2,950	44.3	2,166	784
Maida Vale	3	6,741	2,751	40.8	2,089	662
Marylebone High Street	3	5,774	2,002	34.7	1,367	635
Queen's Park	3	8,175	2,957	36.2	2,425	532
Regent's Park	3	6,819	2,750	40.3	1,882	868
St. James's	3	7,225	2,677	37.1	1,836	841
Tachbrook	3	5,733	2,713	47.3	2,107	606
Vincent Square	3	7,277	3,304	45.4	2,403	901
Warwick	3	6,315	2,561	40.6	1,789	772
West End	3	6,092	2,301	37.8	1,664	637
Westbourne	3	8,161	2,537	31.1	1,947	590
Westminster	60	134,386	51,046	38.0	37,231	13,815
Greater London	1833	5,962,160	2,315,166	38.8	1,722,464	592,702

Ward	Rejected ballot papers					Total	Total valid papers	% valid votes
	Lacking official mark	More votes than entitled	Marked for identification	Unmarked wholly void	Rejected in part			
Westminster								
Abbey Road	0	1	0	5	0	6	2,365	99.7
Bayswater	0	1	0	4	0	5	2,569	99.8
Bryanston and Dorset Square	0	6	0	6	0	6	2,196	99.7
Church Street	0	7	1	7	0	15	2,445	99.4
Churchill	0	10	0	9	0	19	2,921	99.4
Harrow Road	0	5	0	5	0	10	2,700	99.6
Hyde Park	0	0	0	7	0	7	2,123	99.7
Knightsbridge and Belgravia	0	2	0	2	0	4	1,481	99.7
Lancaster Gate	0	6	0	10	0	16	2,655	99.4
Little Venice	0	7	0	9	0	16	2,934	99.5
Maida Vale	0	9	0	18	0	27	2,724	99.0
Marylebone High Street	0	4	0	3	0	7	1,995	99.7
Queen's Park	0	5	0	10	1	16	2,941	99.5
Regent's Park	0	0	0	6	0	6	2,744	99.8
St. James's	0	3	1	9	0	13	2,664	99.5
Tachbrook	1	0	0	10	0	11	2,702	99.6
Vincent Square	0	3	0	3	0	6	3,298	99.8
Warwick	0	4	0	8	0	12	2,549	99.5
West End	0	7	0	2	0	9	2,292	99.6
Westbourne	0	0	0	9	0	9	2,528	99.6
Westminster	1	80	2	142	1	220	50,826	99.6
Greater London	82	2746	374	4978	554	8158	2,307,008	99.6

Borough votes summary

	Seats	Electorate	Number voting	% poll	Polling stations	Postal votes	Total rejected ballot papers	% valid votes
Barking & Dagenham	51	134,965	39,868	29.5	28,433	11,435	246	99.4
Barnet	63	249,738	109,125	43.7	75,412	33,713	338	99.7
Bexley	45	174,188	65,254	37.5	45,985	19,269	549	99.2
Brent	63	224,386	82,366	36.7	65,669	16,697	443	99.5
Bromley	60	240,249	95,986	40.0	70,174	25,812	238	99.8
Camden	54	151,153	56,426	37.3	42,061	14,365	180	99.7
Croydon	70	270,892	103,125	38.1	72,750	30,375	299	99.7
Ealing	69	245,411	101,402	41.3	81,698	19,704	325	99.7
Enfield	63	215,596	82,380	38.2	64,787	17,593	262	99.7
Greenwich	51	187,475	67,758	36.1	50,856	16,902	193	99.7
Hackney	57	178,880	66,170	37.0	46,152	20,018	389	99.4
Hammersmith & F.	46	129,163	50,858	39.4	35,252	15,606	185	99.6
Haringey	57	176,447	68,514	38.8	54,941	13,573	220	99.7
Harrow	63	185,017	75,923	41.0	52,763	23,160	215	99.7
Havering	54	192,440	70,801	36.8	51,363	19,438	122	99.8
Hillingdon	65	201,312	77,122	38.3	57,400	19,722	197	99.7
Hounslow	60	192,071	70,320	36.6	51,860	18,460	260	99.6
Islington	48	151,420	58,081	38.4	44,840	13,241	224	99.6
Kensington & Chelsea	50	95,378	37,835	39.7	26,824	11,011	116	99.7
Kingston Upon Thames	48	117,535	55,619	47.3	39,138	16,481	105	99.8
Lambeth	63	231,772	79,528	34.3	62,943	16,585	259	99.7
Lewisham	54	199,555	74,528	37.3	58,909	15,619	316	99.6
Merton	60	151,176	62,080	41.1	47,620	14,460	166	99.7
Newham	60	207,461	74,285	35.8	57,730	16,555	0	100.0
Redbridge	63	207,589	80,508	38.8	62,304	18,204	286	99.6
Richmond Upon T.	54	142,020	72,976	51.4	53,079	19,897	117	99.8
Southwark	63	217,724	73,150	33.6	55,294	17,856	258	99.6
Sutton	54	151,164	62,219	41.2	43,814	18,405	131	99.8
Tower Hamlets	45	191,244	80,032	41.8	61,165	18,867	887	98.9
Waltham Forest	60	185,224	69,929	37.8	55,362	14,567	232	99.7
Wandsworth	60	229,129	99,952	43.6	68,655	31,297	180	99.8
Westminster	60	134,386	51,046	38.0	37,231	13,815	220	99.6
Inner London	717	2,293,712	870,405	37.9	651,997	218,408	3,434	99.6
Outer London	1,116	3,668,448	1,444,761	39.4	1,070,467	374,294	4,724	99.7
London	1,833	5,962,160	2,315,166	38.8	1,722,464	592,702	8,158	99.6

Parliamentary constituency comparisons

The following table compares the share of the vote of the major parties, between the 2018 borough elections and the Westminster parliamentary elections in 2017. This analysis is carried out on a parliamentary constituency basis.

Most wards fit within the current parliamentary constituency boundaries, however several wards are split between two or more parliamentary constituencies. In order to make comparisons between these elections, votes from these wards have been split depending on the proportion of population aged 18 and over living in each parliamentary constituency, and these are displayed in the table below.

Figures for 'Cities of London and Westminster' exclude wards in the City of London.

Borough	Ward	Constituency	%
Tower Hamlets	Whitechapel	Bethnal Green and Bow	82.1%
		Poplar and Limehouse	17.9%
Hackney	Lea Bridge	Hackney North and Stoke Newington	97.2%
		Hackney South and Shoreditch	2.8%
	London Fields	Hackney North and Stoke Newington	4.6%
		Hackney South and Shoreditch	95.4%
Kensington and Chelsea	Brompton & Hans Town	Chelsea and Fulham	47.3%
		Kensington	52.7%
	Redcliffe	Chelsea and Fulham	95.3%
		Kensington	4.7%
	Stanley	Chelsea and Fulham	89.5%
		Kensington	10.5%
Southwark	Dulwich Hill	Camberwell and Peckham	30.4%
		Dulwich and West Norwood	69.6%
	Dulwich Village	Camberwell and Peckham	3.1%
		Dulwich and West Norwood	96.9%
	Faraday	Bermondsey and Old Southwark	21.9%
		Camberwell and Peckham	78.1%
	Goose Green	Camberwell and Peckham	30.0%
		Dulwich and West Norwood	70.0%
	Newington	Bermondsey and Old Southwark	91.9%
		Camberwell and Peckham	8.1%
	North Walworth	Bermondsey and Old Southwark	87.9%
		Camberwell and Peckham	12.1%
	Old Kent Road	Bermondsey and Old Southwark	31.8%
		Camberwell and Peckham	68.2%
Rotherhithe	Bermondsey and Old Southwark	94.3%	
	Camberwell and Peckham	5.7%	

Borough	Ward	Constituency	%
Bexley	Bexleyheath	Bexleyheath and Crayford	97.3%
		Erith and Thamesmead	2.7%
	East Wickham	Bexleyheath and Crayford	28.2%
		Old Bexley and Sidcup	71.8%
	Erith	Bexleyheath and Crayford	12.9%
		Erith and Thamesmead	87.1%
	Falconwood & Welling	Bexleyheath and Crayford	41.2%
		Old Bexley and Sidcup	58.8%
	Northumberland Heath	Bexleyheath and Crayford	18.9%
		Erith and Thamesmead	81.1%
	West Heath	Bexleyheath and Crayford	48.4%
		Erith and Thamesmead	51.6%
Redbridge	Churchfields	Chingford and Woodford Green	68.1%
		Ilford North	31.9%
	South Woodford	Chingford and Woodford Green	29.8%
		Ilford North	40.6%
		Leyton and Wanstead	29.6%
	Wanstead Park	Ilford South	4.2%
		Leyton and Wanstead	95.8%
Croydon	Fairfield	Croydon Central	86.4%
		Croydon North	13.6%
	Selsdon & Addington Village	Croydon Central	41.4%
		Croydon South	58.6%
	Selsdon Vale & Forestdale	Croydon Central	56.9%
		Croydon South	43.1%
	South Croydon	Croydon Central	12.0%
		Croydon South	88.0%
	Waddon	Croydon North	7.0%
		Croydon South	93.0%

Constituency name	Election	Electorate	%Turnout	Percentage votes cast			
				Conservative	Labour	Liberal Democrat	Others
Barking	boro18	88,622	29.0	20.0	78.9	0.0	1.1
	parl17	77,022	61.9	22.5	67.8	1.3	8.5
Battersea	boro18	80,893	41.4	39.4	37.4	7.3	15.8
	parl17	77,574	71.0	41.5	45.9	8.0	4.5
Beckenham	boro18	69,846	41.4	50.9	20.5	15.2	13.5
	parl17	67,925	76.0	59.3	30.1	7.9	2.7
Bermondsey and Old Southwark	boro18	98,087	31.3	9.3	44.7	34.0	12.1
	parl17	87,265	67.1	13.0	53.2	31.1	2.7
Bethnal Green and Bow	boro18	92,240	42.4	6.2	50.5	6.3	37.0
	parl17	86,075	69.5	12.7	71.8	5.0	10.5
Bexleyheath and Crayford	boro18	67,253	37.7	51.7	32.9	6.0	9.4
	parl17	65,315	69.2	55.6	35.5	2.7	6.3
Brent Central	boro18	95,529	33.4	14.3	65.6	11.8	8.2
	parl17	80,499	65.0	19.5	73.1	4.8	2.6
Brent North	boro18	97,579	39.7	28.3	55.5	9.7	6.5
	parl17	82,567	68.4	32.7	62.9	2.9	1.6
Brentford and Isleworth	boro18	97,503	39.1	30.1	48.8	10.4	10.7
	parl17	85,164	72.4	37.6	57.4	5.0	0.0
Bromley and Chislehurst	boro18	68,005	37.7	43.9	22.5	14.6	19.0
	parl17	65,117	71.7	54.0	33.4	7.2	5.4
Camberwell and Peckham	boro18	91,903	32.4	8.0	63.9	9.5	18.7
	parl17	85,613	67.1	12.8	77.8	5.9	3.5
Carshalton and Wallington	boro18	75,046	40.3	29.6	17.0	40.3	13.1
	parl17	70,849	71.6	38.3	18.4	41.0	2.2
Chelsea and Fulham	boro18	71,715	39.4	53.6	32.2	11.1	3.1
	parl17	63,732	66.1	52.6	33.2	11.0	3.2
Chingford and Woodford Green	boro18	69,225	43.6	50.3	33.8	8.4	7.5
	parl17	65,958	71.2	49.1	43.9	4.4	2.6
Chipping Barnet	boro18	81,385	46.1	43.3	41.4	7.3	8.0
	parl17	76,377	72.6	46.3	45.7	5.4	2.5
Cities of London and Westminster	boro18	62,702	38.8	47.7	33.4	9.0	9.9
	parl17	61,533	62.8	46.6	38.4	11.0	3.9
Croydon Central	boro18	86,567	38.7	41.3	44.3	4.3	10.0
	parl17	80,045	71.3	42.4	52.3	1.9	3.4
Croydon North	boro18	97,002	34.7	19.1	66.6	4.3	10.1
	parl17	87,461	68.2	19.9	74.2	2.8	3.2
Croydon South	boro18	87,323	41.2	58.0	24.6	8.5	8.9
	parl17	83,518	73.4	54.4	35.8	5.8	4.0
Dagenham and Rainham	boro18	76,881	32.3	19.5	46.1	0.3	34.1
	parl17	70,616	64.9	39.9	50.1	1.0	9.0

Constituency name	Election	Electorate	%Turnout	Percentage votes cast			
				Conservative	Labour	Liberal Democrat	Others
Dulwich and West Norwood	boro18	82,855	41.5	12.5	49.4	12.4	25.6
	parl17	78,037	71.9	19.5	69.6	8.0	2.9
Ealing Central and Acton	boro18	84,721	41.6	28.9	38.3	17.4	15.4
	parl17	74,200	74.6	34.7	59.7	5.6	0.0
Ealing North	boro18	88,006	40.0	22.6	54.6	7.1	15.6
	parl17	74,764	70.2	28.5	66.0	2.4	3.2
Ealing, Southall	boro18	72,684	42.6	17.3	62.8	8.4	11.6
	parl17	65,188	69.3	21.3	70.3	4.2	4.2
East Ham	boro18	97,141	38.3	14.9	72.8	2.6	9.8
	parl17	83,928	67.5	12.8	83.2	1.2	2.8
Edmonton	boro18	72,038	34.5	20.5	62.1	6.2	11.1
	parl17	65,693	66.5	23.1	71.5	2.0	3.4
Eltham	boro18	68,284	39.0	32.1	47.1	6.3	14.4
	parl17	64,474	71.6	40.8	54.4	3.2	1.6
Enfield North	boro18	72,942	38.2	32.9	44.0	6.8	16.2
	parl17	68,452	70.9	36.9	58.0	2.1	2.9
Enfield, Southgate	boro18	70,616	42.0	37.9	41.5	8.4	12.2
	parl17	65,134	74.2	42.7	51.7	4.0	1.6
Erith and Thamesmead	boro18	74,335	32.4	27.2	57.3	3.8	11.7
	parl17	69,724	63.8	35.0	57.5	1.7	5.8
Feltham and Heston	boro18	94,568	34.0	25.5	57.4	7.3	9.7
	parl17	81,714	64.9	31.8	61.2	2.6	4.4
Finchley and Golders Green	boro18	81,141	44.9	44.8	36.8	10.1	8.2
	parl17	73,151	71.6	47.0	43.8	6.6	2.6
Greenwich and Woolwich	boro18	85,438	36.3	16.2	53.2	10.5	20.1
	parl17	77,190	68.8	25.4	64.4	7.1	3.0
Hackney North and Stoke Newington	boro18	90,876	40.5	14.6	56.2	10.1	19.1
	parl17	85,058	66.3	12.7	75.1	6.8	5.5
Hackney South and Shoreditch	boro18	88,004	33.3	7.1	69.6	6.9	16.4
	parl17	83,099	64.2	10.9	79.4	5.7	3.9
Hammersmith	boro18	82,982	39.3	24.8	61.7	10.7	2.7
	parl17	72,805	71.8	28.2	63.9	5.4	2.6
Hampstead and Kilburn	boro18	90,721	39.1	28.4	41.2	20.5	9.9
	parl17	82,943	70.4	32.4	59.0	7.0	1.6
Harrow East	boro18	80,690	41.2	48.6	40.8	7.3	3.3
	parl17	71,755	70.8	49.4	46.0	3.1	1.5
Harrow West	boro18	79,163	40.7	31.6	53.7	9.7	4.9
	parl17	69,797	72.1	34.4	60.8	2.5	2.2
Hayes and Harlington	boro18	78,838	34.9	31.4	62.6	0.0	6.0
	parl17	73,268	65.2	28.6	66.5	1.3	3.6

Constituency name	Election	Electorate	%Turnout	Percentage votes cast			
				Conservative	Labour	Liberal Democrat	Others
Hendon	boro18	87,212	40.4	47.5	37.5	8.7	6.3
	parl17	77,040	67.8	48.0	46.0	3.8	2.2
Holborn and St. Pancras	boro18	91,710	35.6	13.2	58.1	12.2	16.5
	parl17	88,089	67.0	18.4	70.1	6.8	4.7
Hornchurch and Upminster	boro18	84,241	38.0	22.6	15.4	2.5	59.5
	parl17	80,802	69.4	60.2	28.6	2.4	8.7
Hornsey and Wood Green	boro18	89,004	44.7	7.4	48.2	34.6	9.9
	parl17	79,946	77.9	14.8	65.4	16.1	3.7
Ilford North	boro18	78,143	40.6	41.0	49.1	4.8	5.1
	parl17	73,045	72.5	39.6	57.8	2.0	0.7
Ilford South	boro18	93,675	35.2	22.6	71.1	1.2	5.2
	parl17	85,435	67.5	20.9	75.8	1.3	1.9
Islington North	boro18	78,300	40.8	6.2	60.1	9.8	23.9
	parl17	77,514	73.4	12.5	73.0	9.0	5.5
Islington South and Finsbury	boro18	73,120	35.8	13.7	58.5	14.9	12.8
	parl17	69,547	69.1	20.7	62.8	12.1	4.4
Kensington	boro18	69,844	39.8	44.4	35.8	13.3	6.4
	parl17	60,588	63.8	42.2	42.2	12.2	3.4
Kingston and Surbiton	boro18	87,396	46.8	26.2	12.1	54.0	7.8
	parl17	81,588	76.2	38.1	14.8	44.7	2.4
Lewisham East	boro18	72,156	37.3	17.1	51.9	11.4	19.7
	parl17	68,126	69.3	23.0	67.9	4.4	4.6
Lewisham West and Penge	boro18	76,869	39.1	16.1	52.0	14.0	17.8
	parl17	72,900	73.0	23.0	66.6	6.2	4.2
Lewisham, Deptford	boro18	83,963	37.1	7.7	54.3	8.5	29.5
	parl17	78,471	70.2	13.7	77.0	5.3	4.0
Leyton and Wanstead	boro18	73,583	37.9	15.6	56.1	16.4	11.9
	parl17	65,149	70.9	20.8	69.8	6.4	2.9
Mitcham and Morden	boro18	78,865	35.6	16.6	69.6	5.7	8.1
	parl17	68,705	70.0	24.2	68.7	3.1	4.0
Old Bexley and Sidcup	boro18	66,354	39.1	54.2	24.4	7.2	14.2
	parl17	66,005	72.8	61.5	29.3	3.3	5.9
Orpington	boro18	68,965	40.3	54.1	16.3	10.9	18.7
	parl17	67,903	74.3	62.9	24.4	6.6	6.1
Poplar and Limehouse	boro18	99,004	41.4	13.9	37.6	10.5	38.0
	parl17	87,331	67.4	20.1	67.3	6.7	5.9
Putney	boro18	69,636	44.3	41.0	28.7	10.2	20.1
	parl17	65,031	72.1	44.1	40.8	11.6	3.5
Richmond Park	boro18	85,758	50.7	38.5	7.7	40.2	13.6
	parl17	80,025	79.1	45.1	9.1	45.1	0.7

Constituency name	Election	Electorate	%Turnout	Percentage votes cast			
				Conservative	Labour	Liberal Democrat	Others
Romford	boro18	77,661	36.1	53.3	20.6	5.2	20.9
	parl17	73,493	68.0	59.4	31.8	2.4	6.3
Ruislip, Northwood and Pinner	boro18	75,362	41.9	62.1	17.9	7.7	12.2
	parl17	73,426	72.7	57.2	31.0	7.1	4.6
Streatham	boro18	86,670	34.6	13.9	53.1	11.0	22.0
	parl17	78,649	70.9	21.4	68.5	6.5	3.7
Sutton and Cheam	boro18	76,118	42.1	40.4	17.4	35.0	7.1
	parl17	70,404	73.8	51.1	20.5	26.7	1.7
Tooting	boro18	78,600	45.2	35.1	48.8	6.0	10.1
	parl17	77,971	74.6	33.1	59.6	5.3	2.0
Tottenham	boro18	87,443	32.9	8.2	69.4	8.7	13.7
	parl17	72,882	67.7	11.5	81.6	3.4	3.5
Twickenham	boro18	86,401	51.2	27.9	10.3	47.8	14.0
	parl17	83,362	79.5	38.0	9.2	52.8	0.0
Uxbridge and South Ruislip	boro18	72,276	39.4	61.5	29.5	1.9	7.2
	parl17	69,940	66.8	50.8	40.0	3.9	5.3
Vauxhall	boro18	89,980	31.0	13.8	53.6	16.0	16.6
	parl17	82,055	67.1	18.7	57.4	20.6	3.4
Walthamstow	boro18	78,186	35.4	9.2	58.0	7.5	25.3
	parl17	67,597	71.2	14.1	80.6	2.9	2.5
West Ham	boro18	110,320	33.6	12.2	63.5	9.2	15.1
	parl17	92,418	65.5	16.2	76.7	3.0	4.0
Westminster North	boro18	71,684	37.3	37.1	46.7	9.1	7.1
	parl17	63,846	67.8	33.3	59.9	5.2	1.6
London	boro18	5,962,160	38.8	29.0	44.1	12.7	14.3
	parl17	5,466,653	70.0	33.1	54.5	8.8	3.6

Full list of candidates in the 2018 election

Notes

Elected candidates are denoted by an asterisk against their name.

The page on which the candidate appears in the Results is shown against each name.

Aakhiro,	55	Akademir, Sedef	35	Allman, Trevor W.	60	Ashcroft, Louise	190	Baker, Jeremy J.	129
Cabdiraxmaan		Akartuna, Erax A.	44	Allsop, Rachael	55	Ashkodi, Tonia N.	61	Baker, Mark S.	87
Aaron, Jack O.	8	Akbar, Naveed	150	Almond, Richard J.	87	Ashley, Maureen P.	157	Baker, Peter	60
Aarons, Siobhan G.	171	Akbiyik, Altan R.	9	Al-Samerai, Anood	169	Ashraf, Asif	143	Baker, Rachel	68
* Abbas, Zain	121	Akhtar, Sabina	185	Alsworth, Glyn	27	Ashraf, Mosheraf M.	157	* Baker, Richard	163
* Abdi, Abdirazak M.	21	Akhunzada, Javed Z.	105	* Amaning, Esther A.	15	Ashraf, Saima	3	Baker, Stella	197
Abdullah, Abul K.M.	151	Akinbusoye, Adenike	190	Amanji, Ibrahim	150	* Ashton, Marilyn J.	88	Baker, Theresa M.	22
Abdulle, Ibrahim	86	Akindiji, Lara	10	Amar, Flora	151	Ashwell, Corin J.	136	Bakhai, Nigel	49
Abdul-Motalib, Humam	99	Akinola, Adeylynnne	197	* Ambache, Jeremy N.	197	Ashworth, Jacqueline L.	80	* Bakhtiar, Mohammed	118
* Abdulmuhiit, Hanif	150	Akins, Melvyn E.	117	Ambe, Ernest A. F.	9	Asif, Khatheja	21	Baksh, Kassem M.	49
* Abellan, Manuel	175	Akintomide-Awkinwamide,	14	Ambrosino, Clare	73	Aslam, Mohammad	50	Bal, Bishwajit	149
Abey, Josh	55	Victoria O.V.		* Ameen, Shah M.R.I.S.	185	Aspinall, Will	130	Balchin, Peter J.	111
* Abraham, Sushila	121	Akoto, Evelyn O.	170	Amees, Christopher J.	122	Asquith, Shelly D.	205	Baldwin, Mandy	28
Abdolon, Thomas C.	162	* Akpınar, Huseyin I.	57	* Amin, Kaushika	80	* Assadullah, Peymana	88	* Baldwin, Nancy	162
Achilleos, Andrew N.	4	Akram, Afzal	191	* Amin, Ruhul	184	* Asser, James E.	149	Baldwin, Philip C.	185
Acton, Crispin W.	158	Akram, Kashif	156	Amor, Stephen L.	189	Astier, Lesley A.	29	Baldwin-Trott, Jo	48
* Acton, Geoff	163	Aksanoglu, Mahmut	56	Amor, Will	169	Astles, Valerie B.	40	Baldendra, Ange G.	10
* Acton, Heather J.	204	Akthar, Shuiiy	183	Amos, David R.	129	Atcha, Abdul A.	144	Balkan, Millie	192
Adam, Mona A.I.	117	Akther, Farhana	182	Amos, Matthew	81	Atchison, Christina	162	Ball, Bryan D.M.	131
Adamczyk, Zbigniew J.	107	* Akwaboah, Dorothy	4	* Amrani, Skip	135	* Athwal, Jasbir S.	157	Ball, Jon T.A.	48
* Adamou, Gina	79	Akygyina, Agatha	142	Anand, Inderjit	50	Athwal, Jasmin K.	163	Ball, Pat P.R.	108
Adamovs, Sergejs	106	Alac, Loreta E.	50	Anand, Jasbir K.	51	Atkin-House, Carl	190	Ballentyne, Jack.P.	14
Adams, Christopher A.	43	Alado, Amelia	151	* Anand, Paramjit S.	50	* Atkins, Liz	130	Balford, Walter	111
Adams, Clifford	60	Alam, Mahbub	184	Anand, Praveen K.	48	* Atkins, Mary F.	131	Balnavue, Luke A.	56
* Adams, Ian M.	204	Alam, Radia	182	Anderson, Alan C.	49	Atkinson, Imogen	111	Bamber, Michael	190
Adams, Jeremy R.	30	Alam, Shah	183	Anderson, Alan C.	49	Atkinson, Isabel G.	118	Bambrough, Adam P.	28
* Adams, Kamaru	68	Alam, Sofia	184	Anderson, Daniel	86	Atkinson, Mark	112	* Bamford, Patricia	121
* Adams, Mona	161	* Alambrilis, Stephen	144	Anderson, Daniel H.	57	* Atkinson, Robert	117	Banaji, Penny	163
* Adams, Norman	61	Alapati, Chandra S.	107	Anderson, Hayley	29	Atkinson, Mark	60	* Bance, Kathy	29
Adams, Ray	61	Alasia, Sanchia A.	3	Anderson, Jeffrey	87	Atley, Tom	60	* Bande, Lily P.	177
* Adams, Stephen K.	156	Alatise, Solape	137	* Anderson, Kathleen F.	196	* Attawar, Laxmi	142	Banglawala, Sabir I.A.	149
Adams, Steve	176	Albakri, Jawharah Q.	14	Anderson, Katie	136	* Atterton, Candice A.	106	Banjoko, Paul	149
* Adams, Steve	33	Albiston, Bren A.	205	Anderson, Naomi C.	74	Atfield, Caroline L.	136	* Bankole, Oluwatoni	4
Adamson, Steve	62	Albon, Nicola J.	161	Anderson, Robert D.	198	Audsley, Adrian J.	130	Banks, Anthony J.	123
* Addenbrooke, Sarah A.L.	116	Albrecht, Helen	60	Anderson, Stan C.	143	Audsley, James M.	40	Banks, Jonathan M.	98
Addenbrooke, Thomas E.	190	Alcantara, Carmen M.G.	35	* Anderson, Sue	86	Austin, Anthony P.	61	Bannon, John T.	177
Adebisi, Derin	80	Anderson, Sylvia	67	Anderson, Sue	86	Austin, Benjamin L.	128	Banovich, Marta	50
* Adefiranje, Jimi	135	Anderton, Neil A.	56	Anderson, Sylvia	67	Austin, Caroline M.	197	* Baptiste, Elizabeth	191
* Adejare, Soraya	67	Andjelic, Emanuel T.	185	Anderston, Neil A.	56	Austin, Lois A.	150	Barbe, Steve	170
* Aden, Abdi	22	Andrew, Benjamin E.	177	Andrew, Joshua J. J.	42	Austin, Max D.	142	Barber, James	169
Ades, Rosemary	169	Andrews, Alexandre L.	163	Andrews, Alexandre L.	163	Austin, Philip N.	123	Barber, Stephen A.	106
Adeyemo, Samson T.	68	Andrews, Karin	175	Angel, Cheyenne	204	Austin, Roger B.	27	Barber, Stephen D.	9
* Adilypour, Danny	130	Angel, Cheyenne	204	Angus, Arran P.	190	Aveyard, Rachel	79	Barber, Thomas L.	151
Adje, Charles	81	Anike, Peter	43	Anis, Anisur R.	183	* Avis, Jane	43	Barchuk, Viold	48
Adjekughele, Ese	62	Anis, Anisur R.	183	Anjum, Sitarah	48	Avon, Paul M.	162	Bardsley, Calum L.	41
Adjepong, Nana O.	86	Annan, Juliana A.K.	196	Annan, Juliana A.K.	196	Awale, Mahamed	56	Bardsley, Marie E.	29
* Adourian, Hamish	117	Annibal, Maria D.	99	Annibal, Maria D.	99	Aydin, Guner	55	Bargery, Paul A.	15
Afruz, Mumshad	183	Anolue, Kate	57	Antenen, Clare	144	Ayre, Simon B.	128	Baring, Sue	204
Afzal Khan, Aliya	73	Anthony, Dominic	149	Antwi, Mary N.	151	Ayres, Diana	23	Baritz, Constantine M.	56
* Afzal, Intesham M.	22	Anwar, Mohammad	190	Anyaeji, Edward	168	Ayres, Finna J.	196	Barker, Claire L.	129
* Agha, Amer	23	Anwar, Tauseef	135	* Anyanwu, Donatus	128	Ayres, Peter J.	29	Barker, Elizabeth J.	143
Aghnia, Somayeh	144	Anyaeji, Edward	168	Ap Seislyt, Petroc	136	Ayres, Steven J.	176	Barker, Emma	35
Agius, Anthony W.J.	105	Ap Seislyt, Petroc	136	Apak, Meric	34	Azharuddin, Mohammed	150	Barker, James M.	35
Agnew, Clarissa V.	117	Appleby, Duncan C.	67	Appleby, Duncan C.	67	* Aziz, Abdul G.	3	Barker, Katherine	10
Agyepong, Elizabeth	41	Appleton, Jade N.	40	Arday, Jason	55	Baah-Mensah, Shirley G.	157	Barker, Katherine E.	28
* Aherne, Colin	74	Aramaz, Tolga	136	Arday, Jason	55	Babatola, Olu	62	Barker, Matt	136
Ahmad, Fatima	189	Arawawala, Matthew C.	136	Archer, Joseph D.	143	Babis, Daniel	81	Barker, Mike	10
Ahmad, Hafeez	51	Arbour, Tony	162	Archer, Kirsty R.	176	Babou, Peter B.	171	Barker, Rachel M.	9
* Ahmad, Marina	28	Archer, Catriona	136	Archer, Mary-Ellen	107	* Bacon, Cheryl	15	Barlow, Thomas J.	144
* Ahmad, Masood	191	Archer, Fraser G.	135	Archer, Ross K.	136	Bacon, Gareth A.	15	Barlow, Victoria E.	175
Ahmad, Masood	86	Archer, Joseph D.	143	Archer, Stephanie M.	121	Badenoch, Hamish A.	142	Barnard, Hugh B.	150
* Ahmad-Wallana, Shehryar	100	Archer, Joseph D.	143	Arday, Jason	55	Baden-Powell, Harry	117	Barnes, Bob	112
Ahmed, Abul M.O.	183	Archer, Kirsty R.	176	Arday, Jason	55	Badman, Sue	169	Barnes, Timothy P.L.	205
Ahmed, Akram U.	184	Archer, Mary-Ellen	107	Arday, Jason	55	Badrinath, Usha	60	Barnes, David W.	143
Ahmed, Aqsa	105	Archer, Ross K.	136	Arday, Jason	55	Baffoe, Peter N.	170	Barnes, Dawn	79
Ahmed, Azi	74	Archer, Stephanie M.	121	Arday, Jason	55	Baffoe, Winnie	168	Barnes, Gillian	74
* Ahmed, Chaudhary M.	156	Arday, Jason	55	Arday, Jason	55	Bageire, Kelvin	22	Barnes, Ian	57
Ahmed, Fokoruiddin	151	Arday, Jason	55	Arday, Jason	55	Bagha, Tej R.	48	Barnes, Michelle S.	99
Ahmed, Hasnain	157	Arday, Jason	55	Arday, Jason	55	Bagshaw, Elaine S.	183	Barnes, Richard M.	98
Ahmed, Hussain	205	Arday, Jason	55	Arday, Jason	55	Bagulay, Anne	56	Barnes, Teji	98
Ahmed, Khaless U.	182	Arday, Jason	55	Arday, Jason	55	Bagwell, Henry	74	Barnett, Eugenia	136
* Ahmed, MD F.M.	185	Arday, Jason	55	Arday, Jason	55	Bahia, Sukhy	106	Barnett, Jerry	137
* Ahmed, Munir	50	Arday, Jason	55	Arday, Jason	55	Baig, Hammad M.	81	Barnett, Nicholas S.	43
* Ahmed, Nazir	150	Arday, Jason	55	Arday, Jason	55	Bailey, Alex	130	Barnett, Ryan S.	144
* Ahmed, Parvez	20	Arday, Jason	55	Arday, Jason	55	Bailey, Elaine T.	128	* Barnham, Chris	135
Ahmed, Rafeh	149	Arday, Jason	55	Arday, Jason	55	Bailey, Eloise	144	Barr, Alistair G.	204
Ahmed, Shafiq	49	Arday, Jason	55	Arday, Jason	55	Bailey, Gabrielle	10	Barr, Patrick J.	105
Ahmed, Shabi U.	185	Arday, Jason	55	Arday, Jason	55	Bailey, Jennifer	151	Barr, Sarah L.	130
* Ahmed, Shahbaz	50	Arday, Jason	55	Arday, Jason	55	Bailey, Kim N.	122	Barr, Stuart D.	131
Ahmed, Shahin	33	Arday, Jason	55	Arday, Jason	55	Bailey, Linda J.	14	Barraball, Charles	142
Ahmed, Shamin	33	Arday, Jason	55	Arday, Jason	55	Bailey, Nina J.	92	* Barraclough, Geoff	204
Ahmed, Suleman N.	192	Arday, Jason	55	Arday, Jason	55	Bailey, William J.	42	Barrat, Rachel S.	191
Ahmed, Suluk	184	Arday, Jason	55	Arday, Jason	55	Bailey-Morgan, Liam R.	198	Barrett, Clarence C.	91
Ahmed, Syed H.	149	Arday, Jason	55	Arday, Jason	55	Bailhache, Alice	105	Barrett, Craig	128
Ahmed, Syeda S.	157	Arday, Jason	55	Arday, Jason	55	Baillie, Robert	4	Barron, Leonie K.	61
Ahmed, Yusuf E.	183	Arday, Jason	55	Arday, Jason	55	Bain, Sheila A.	158	* Barry, Dinah S.	57
Ahmed, Zeshan	191	Arday, Jason	55	Arday, Jason	55	Bainbridge, Lisa J.	130	Bartholomew, Matthew R.W.	170
Ahmet, Gem C.	14	Arday, Jason	55	Arday, Jason	55	Baines, Malcolm I.	129	Bartle, Scott	21
Ahmet, Nesrin K.	22	Arday, Jason	55	Arday, Jason	55	Baines, Vivienne J.	129	Bartlett, Doreen	35
Ahmet, Peray	80	Arday, Jason	55	Arday, Jason	55	Bains, Baldev S.	157	* Bartley, Jonathan C.	130
Ahsan, Mohsinah	157	Arday, Jason	55	Arday, Jason	55	Bains, Jitinder S.	40	* Bartolucci, David D.	176
Aiken, Nickie	205	Arday, Jason	55	Arday, Jason	55	Baird, Nicola	112	Barton, Katy R.	50
Ainscough, Paul W. E.	42	Arday, Jason	55	Arday, Jason	55	Baker, Alexander	113	Barton, Philip	73
* Ainslie, Scott J.	130	Arday, Jason	55	Arday, Jason	55	Baker, Andrew G.S.	169	Bartram, Jane	190
		Arday, Jason	55	Arday, Jason	55	Baker, Annette	79	Bashar, Joytul	183
		Arday, Jason	55	Arday, Jason	55	Baker, Claire M.	129	Basman, Michael J.	121
		Arday, Jason	55	Arday, Jason	55	Baker, Janet A.	128	* Bass, Rowena A.C.	122
		Arday, Jason	55	Arday, Jason	55			Bassett, Miles A.F.	197
		Arday, Jason	55	Arday, Jason	55			Bastin, Colin	48
		Arday, Jason	55	Arday, Jason	55			Basu, Dhiren	80

Bateman, Helen L.	182	*	Bennett, Nicholas J.	30	Blackwell, Alasdair	183	*	Brady, Kevin J.	184	*	Brown, Simon	87
Bateson, Eric H.	79		Bennett, Patrick J.	158	Blair, James A.T.	197	*	Brain, Stephen	61		Brown, Terence G.	199
Bath, Camilla M. A.	88	*	Bennett, Richard J.	162	Blair, Nicola J.	198		Braine, Richard W.M.	116		Brown, Timothy G.	171
Bath, Lily	106	*	Bennett, Susan E.	42	Blair, Will	34		Braine, Sophie L.	116		Brown, Valerie L.	23
Bath, Rajinder S.	106	*	Bennett, Timothy L.	128	Braithwaite, John M.	80		Braithwaite, John M.	143		Browne, Barbara W.	118
Bath, Richard A.	203	*	Bennett, Tom	118	Blake, Mark	82	*	Bramble, Anntoinette	69		Browne, Matt	61
Batkin, Tobias	20		Bennett-Goodman,	190	Blake, Rachel N.	182	*	Bramley, Beth V.	192		Browne, Nicola	203
Batra Vaughan,	116		Timothy	*	Blakeman, Judith M.	117		Branagan, Patricia	191		Browne, Robert W.	116
Tabatha			Bennie, David	80	Blakie, Andy	98		Brand, Charles D. W.	21		Browning, Gavin	99
Batra, Samantha	117	*	Bennington, Julian W.	27	Blanchard, Anne B.	143	*	Brandreth, Aphra	161		Browning, Gracie D.	183
Batt, Emile T.	9		Benson, Scott J.	35	Blaney, Daniel	150		Brann, Christopher D.	44		Browning, John R.J.	15
Batt, Jenny L.	177		Bentley, Christopher	27	Blango, Columba M.J.	168	*	Brathwaite, Jennifer	129	*	Browning, Maggie	168
Batteson, John	169		P.		Bleach, Martin J.	105		Braun, James K.	136		Browning, Neil R.	163
Batty, Miles C.	185		Bentley-Dingwall,	144	Blears, Gale A.L.	175	*	Braund, Kelly M.	144		Browning, Robert	50
Baum, Cheryl	137		Maria P.		Bliss, Lindsay	100		Bray, John R.	27		Brownlie, Robert C.	121
Baxendale, Dylan N.	162		Benton, Paul H.	198	Bliss, Nigel G.	50	*	Bray, Linda A.	128		Brownlie, Sarah-Jane	121
Baxter, Christopher J.	86		Benveniste, Jonathan	48	Block, Fay	50	*	Brayne, Jess	10		Bruce, Tom	107
Baxter, Jed	161	*	H.		Blowes, Peter	198	*	Brayslaw, Stephen E.	151		Bruce-Mifford, Myrtle	168
Baxter, John Peter	88	*	Berberi, Kastriot	189	Bluston, Howard	86	*	Bremner, Simon J.	3		E.	
Baxter, June R.	86		Beresford, Tracey E.	168	Blyth, David J.	203		Brennan, Kathryn T.A.	176		Bruck, David R.	158
Baxter, Steve	73	*	Berg, Kathleen	189	Boakye-Boateng,	156	*	Brereton, John A.	176		Bruning, Olivia	112
Bayer, Sebastian L.	69	*	Berg, Roy	189	Bolan, Varinder S.	156		Brescia, David	35	*	Bruno, Mike	142
Bayes, Samuel J. S.	44		Berlin, Howard J.	157	Bollen, Bob	161		Breslin, Glenn J.	56		Bryant, John W.	86
Bays, Anthony W.	137		Bernard, Adam S.	86	Bolt, Claire L.	142		Brett, Yasemin	55		Bryant, Matthew	130
Beach, Julie A.	176	*	Bernard, Patrick L.	123	Bolt, Vincent J.W.	142		Brew, Christopher S.	42		Buchanan-Barrow,	74
Beach, Kat	128		Bernards, Peter	136	Bolter, Natasha	183		Brewer, Beverley L.	158		Eithne A.	
Beacham, David M.	79	*	Berridge, Michael J.	29	Bonavia, Kevin A.M.	135	*	Brewington, Susan R.	92		Buchanan-Barrow,	74
Beadle, Andrew D.	176	*	Berrill-Cox, Adrian L.	116	Bond, Christopher J	56	*	Brewis, Adin J.	23		Paul M.	
Beadle, Andy	137	*	Berry, Sheila A.	177	Bond, Gaynor L.	10		Briant, Donna	15	*	Buck, Gwen	128
Beadle, Jess	176	*	Berry, Sian	34	Bond, John	98		Brice-Thompson,	92		Buck, Jack	169
Beal, Stephen	4	*	Berryman, Pat	79	Bone, Simon	111		Wendy			Buckland, Ben A.J.	91
Beales, Danny	33	*	Bertin, Olivier	128	Bonham, Claire E.	40		Brickwood, Fiona	10		Buckley, Nick	74
Beall, David T.	41	*	Best, Chris	137	Bonham, Luke R.	44		Bridge, Adrian	33		Bucknall, Susan	144
Bear, Yvonne J. M.	28	*	Best, Emma	189	Boothroyd, David	205		Bridge, Philippa A.	28	*	Buckwell, Peter E.	162
Beard, Margaret H.	56	*	Best, Keith L.	130	Bopari, Harpreet S.	106	*	Bridger, Julian N.	112		Buddhdev, Bansri V.	86
Beardmore, Jenny	73	*	Best, Mark	191	Boricha, Stef S.P.	15	*	Bridges, Kelly M.	100		Budge, Peter	80
E.O.		*	Best, Raymond A.	92	Borkowska, Alicja B.	156	*	Bridges, Wayne P.	99		Buffham, Peter E.	137
Bearman, Susan T.	91	*	Beth, Carole A.	91	Borland, Jackie	74		Bridges-Westcott,	162		Buhayer, Constantine	34
Beaton, Tom	105	*	Betton, Bevin	55	Bornemann, Lisa-	87		Alice			Buick, Adam J.L.	161
Beattie, Douglas	35	*	Betts, Nigel P.	15	Boroff, Emma E.	111		Bridgett, Dan	169		Buist, Doug	131
Beattie, Rosie	169	*	Bevan, John	80	Borthwick, Peter C.T.	143	*	Bridgman, Caroline E.	107		Bukola, Michael A.	168
Beaumont, David J.	61	*	Bevin, Phillip M.	122	Boswell, Sheila M.	198		Briggs, Jack N.F.	183	*	Bull, Gideon	81
Bebington, Andrew P.	43		Bewley, Henrietta	74	Borwell, Kim D.	29		Briggs, Michael J.	123		Bull, Michael M.	142
Bebington, Margaret	43		Beward, Fatemeh	68	Botterill, Nick	74		Briggs, Tim	128		Bullen, David L.	8
E.			Beynon, Mark	121	Bott, lain J.	204	*	Bright, Afolasade O.	3		Bullock, Matthew J.	42
Beckett, Mark R. E.	68		Beynon, Sara	81	Botting, Kim D.	29	*	Bright, Margot J.	203		Bultingaire, Yannik S.	34
Beckles, James A.	149	*	Bhalla, Riddhi	112	Botting, Mike	27	*	Bright, Princess O.	3		Bultitude, Richard J.	128
Beckley, Daniel A.P.	170	*	Bhalsod, Haresh	107	Boufas, Rachid	203	*	Brightman, Nicola	98		Bunbury, Henry	111
Beckman, Andrew S.	23	*	Bhamra, Gurdial S.	156	Boughey, Katy	27	*	Brightly, Geoff	60		Bunting, Chinwe U.	112
Beddington, Francis J.	105	*	Bhamra, Sunita K.	156	Bouhaddou, Miloud	118		Brimley, Philip	189		Bunting, Richard H.	113
Beddoe, Richard M.	203	*	Bhanap, Richard	87	Boujettef, Nadia	116		Brind, Georgie L.	93		Burbage, Marilynne B.	175
Bedekova, Mahym	55	*	Bhanot, Pranav	156	Boult, Fiona R.	122		Brindley, Neil W.	92	*	Burbridge, Susie	204
Bedforth, Paul A.	121		Bhanot, Suraj	81	Boulton, Jane	163		Brinkhurst, Graham	61		Burch, Duncan J.	143
Beere, David J.	9		Bhansali, Rahoul	34	Bourke, Desmond K.	107		Brinkley, Karl E.	106		Burch, Mark L.	113
Beesley, David J.	92		Bharadia, Govind	86	Bourke, Joe	107		Brisley, Daryl S.	177		Burchett, Guy M. C.	40
Beg, Aktar	191		Bhattacharjee, Sanjib	157	Boum, Richard D.	34		Britten, Alexandra H.	184	*	Burden, Janet L.	73
Begum, Asma	182	*	Bhatti, Arfan	41	Boume, Andre M.	135	*	Britten, David J.	198	*	Burford, J-F	162
Begum, Helen	183		Bhimjiani, Kushai	35	Bourne, Samantha J.	176		Broadbent, Richard F.	176	*	Burgess, Janet	112
Begum, Masuma	184		Bhinder, Darshan S.	51	Bowden, Alan J.	40		Broadbridge, Heather	106		Burgess, Maureen	62
Begum, Momina	184		Bhuiyan, Md A.M.	192	Bowen, Phillip P.	93	*	A.			Burgess, Mike	80
Begum, Rita	204	*	Bhuiyan, Jonathan P.S.	99	Bower, David C.	93		Broadhurst, Clive A.	27		Burgess, P.L.	108
Begum, Rumi	69	*	Bibi-Sarwar, Jamila	122	Bowles, Alan D.	129		Broadhurst, Robert	196		Burgess, Paul D.	182
Beheshtizadeh,	143	*	Kaweh	108	Bowman, John P.	100	*	J.K.			Burgess, Radha E.	171
Beishon, Jessica T.	100		Bigley, Juliette	69	Bowness, Marianne	43	*	Brock, Mark	30	*	Burgess, Jonathan P.	70
Belcheva, Kate	169	*	Bigos, Alistair S.	169	Box, Francesca	79	*	Brockbank, Louie	21	*	Burke, Kevin M.	177
Bell, Anthony D.	190	*	Bilbow, Andrea L.	9	Boyd, Juliet D.	145	*	Brocklebank-Fowler,	74	*	Burke, Linda M.	48
Bell, Brian	67		Billenness, Mark	9	Boyland, Marcus J.	34	*	Victoria			Burkwood, Lee M.	158
Bell, Cameron S.	98	*	W.D.H.	*	Boyle, Colin	170	*	Broke, Natasha E.C.	111		Burles, Tony	100
Bell, Gareth D.B.	171	*	Billenness, Sally A.	107	Boyle, Henry A.	191		Bromhead Jones,	111		Burleton, Richard	4
Bell, Joseph F.	69	*	Billington, Polly J.	67	Boyle, Marcus D. C.	43	*	Carmela			Burley, Fred	49
Bell, Julian G.	49	*	Binder, Sarah J.L.	196	Boyles, Mark A.V.	161	*	Brooks, Ben	136		Burton, Kenneth J.	79
Bell, Paul	137	*	Binks, Steven	23	Boztas, Sinan	56	*	Brooks, David	87		Burnell, Sally	190
Bell, Paul A.	190	*	Binnie-Lubbock,	68	Brabazon, Zena	79	*	Brooks, Dorothy A.	51		Burnet, Raymond D.	74
Bell, Scott	135	*	Alastair		Brack, Duncan M.R.	130	*	Brooks, Ethan K.F.	136		Burnett-Hall, Richard	116
Bellamy, Karen	190	*	Birah, Mohinder S.	100	Bradbury, Cameron	100	*	Brooks, Frazer L.	14		H.	
Bellas, Christine A.	55	*	Birch, Allrik T.	122	Bradbury, David S.	169		Brooks, John J.R.	15		Burns, David H.	10
Bell-Bradford,	112	*	Birchall, Rosemary J.	198	Bradford, Alexander	74	*	Brooks, Kevin C.	29		Burr, Alexandra M.	135
Santiago			Bird, Edward P.C.	191	Bradley, Kieran	62	*	Brooks, Mark J.	15		Burridge, David M.	73
Bell-Cross, Lorin T.	168	*	Bird, Linda	60	Bradley, Margaret A.	81	*	Brooks, Peter	61		Burrows, David	60
Belliere, Krystian P.	73	*	Bird, Margaret	41	Bradley, Roger E.	79	*	Brooks, Rachel	143	*	Burrows, Keith E.	100
Bellis, James H.	128	*	Birley, Anna M.A.	131	Bradman, Dan	144		Broomhead, Robert A.	169		Burstein, Diane C.	11
Bello O'Shanahan,	35	*	Biseem, Shahid	99				Brothers, Emily A.M.	176		Burstin, Dominic H.	170
Nayra			Bishop, Brian J.	14				Broughton, Joe	161		Burstow, Mary	175
Bellwood, Harold S.	157	*	Bishop, Caitlin	28				Brown, Aaliyah	43		Burton, Alexandra	113
Belsey, Marie	136	*	Bishop, Christine F.	14				Brown, Andrew	74		Burton, Edward	170
Belton, Anthony J.	197	*	Bishop-Laggett,	57				Brown, Ann	62		Burton, Elliot	191
Benbow, Nigel C.	142	*	Emma					Brown, Anne M.	57	*	Burton, Michael-Deon	93
Benham, Robert M.J.	91	*	Bishopopp, Michael T.	43				Brown, Bill	136		Bury, Dennis R.	81
Benjamin, Philip R.	88	*	A.					Brown, Ciara M.	116		Bury, Fran	33
Benjamins, Susan P.	4	*	Bisnauthsing, Sanjiv	98				Brown, Daniel E.	20		Bury, Ursula K.	82
Ben-Maimon, Kelly R.	131	*	Bitek Omach, Ben	170				Brown, Daryl J.E.	74		Busbridge, Wayne	142
Ben-Nathan, Shao-	51	*	Black, Andrea M.L.	108				Brown, Hugh P.	197		Busby-Cartwright-	142
Ying			Black, Dominic J.D.	157				Brown, Ishbel K.	130		Owen, David	
Bennett, Adam	100		Black, Stephen R.	40				Brown, Jean	80	*	Bush, Adam	144
Bennett, Andrew M.	40		Black, Xavier B.C.	106				Brown, Jenny M.	9	*	Bush, Omar	144
Bennett, Gerard J.	170	*	Blackburn, Lindsey	40				Brown, Karen M. C.	22	*	Bush, Ruth E.	203
Bennett, Hero E.	81	*	Blackler, Alex	51				Brown, Malcolm	175		Bushill, Chris	57
Bennett, Mark	136	*	Blackett, Luke X.P.	73				Brown, Malvin P.	93		Bushill, Joan L.	55
Bennett, Mark G.	197	*	Blackman, Joanna C.	158				Brown, Patricia M.	93	*	Bustini, Mufeedah	183
Bennett, Matthew P.	129	*	Blackman, Paul	171				Brown, Robin	162	*	Busuttil, Gary	51
Bennett, Nicholas	113	*	Blackmore, Ben	137				Brown, Sam	91		Butcher, Lacey E.	23

Butcher, Martin J.	60	Cashin, Diana A.	135	Childs, Maureen	184	Clarke, Phil	106	Cook, Andy	177
Butcher, Valerie A.	29	Casoojee, Raaid A.	196	Chinnery, Jason	121	Clarke, Richard J.	106	Cook, Jonathan P.	198
Butler, Alan D.	162	Cassarani, Leo	35	Chippis, Brian	137	Clarke, Robert J.	171	Cook, Michael F.	73
Butler, Alison J.	40	Cassidy, Iain G.	73	Chirico, Charlie	143	Clarke, Stephen	182	Cook, Steve	177
Butler, Ben	40	Cassidy, Neil	93	Chiriyankandath, James	79	Clarke, Suzannah	136	Cooke, Christopher	35
Butler-Thalassiss, Nafsika	204	Castwell, Joshua J.	183	Chishiti, Muhammad N.	150	Clarke, Thomas P.	93	Cooke, Edward C.	190
Butlin, Michael	162	Castle, Guillian V.	142	Chodha, Jo J.E.	15	Clarke, Tricia	113	Cooke, Geof	11
Butt, Laila	3	Catchpole, Ian	28	Chohan, Baskwanji H.	20	Clarke-Perry, Alice	113	Cooke, Mary F.	30
Butt, Moira J.	175	Catchpole, Tim	162	Chohan, Jaskiran K.	51	Clay, Claire E.	196	Coomb, Helen M.	156
Butt, Muhammed A.	22	Caton, Peter	91	Chornicz, Anna	67	Clay, John A.	175	Coombs, John	162
Butt, Oliver D.R.	25	Catterall, Christine M.	14	Chopra, Bandna	107	Clayfield, Gareth	60	Coombs, Martin	137
Butt, Saqib I.	22	Catuneanu, Ion	137	Chopra, Sunil	170	Clayton, Valerie M.	80	Cooper, Albie J.	91
Buttar, Harry H.S.	14	Cawley-Harrison, Luke	79	Chopra-Evans, Munish	190	Cliff, Robert P.	27	Cooper, Barry	158
Buttar, Satvinder P.S.	108	Cazimoglu, Alev	56	Chou, Peng Kiong	111	Clifford, Clare E.	74	Cooper, Christabel L.	73
Butters, Jane	161	Cekavicus, Martynas	4	Chou, Peng Kiong	111	Clifton, Richard F.	176	Cooper, Christopher J.	92
Butterworth, Sarah	86	Cesana, Alessia	43	Choubadar, Farhad	100	Clinch, John	68	Cooper, Claire M.	136
Buttigieg, Barry P.	43	Cetinkaya, Mustafa	56	Choudhary, Shafique A.	20	Clinton, Susan	60	Cooper, David K.J.	121
Buttinger, Janice A.	41	Chadwick, Richard D.	33	Choudhry, Muhammad A.	191	Clouder, Patricia	43	Cooper, Emma M.	73
Buxton, Dominic R.	184	Chaise, Sophie N.	15	Choudhury, Faruk A.	4	Clouting, James A.	99	Cooper, Gemma E.	170
Byers, Felix Alexander	8	Chaker, Hamid	106	Choudhury, Gulam K.	184	Coakley-Webb, Pauline V. M.	8	Cooper, Geoff	142
Byers, Tobin	143	Chalk, Patrick W.	94	Choudhury, Jahed	183	Coban, Mete S.	69	Cooper, Jane	199
Byrne, Andrew D.	204	Chalk, Peter	80	Choudhury, Kalam M.A.T.	184	Cobbett, Timothy S.	122	Cooper, Jo	8
Byrne, Anne M.	67	Chalkley, Danny J.	205	Choudhury, Koyes U.	182	Codd, Patrick	136	Cooper, Judith V.	100
Byrne, Caolan	62	Challinor, James	50	Choudhury, Labiba	86	Coelho, Avril	161	Cooper, Leonie A.	196
Byrne, Hugh P.	198	Chamberlain, Andrew S.	60	Choudhury, Mrinal	86	Coffey, Michael	113	Cooper, Martin	28
Byrne, Norah D.M.	123	Chamberlain, Jamie	67	Choudhury, Shahania	87	Coghill, Clare	190	Cooper, Oliver	34
Byrne, Theresa M.	49	Chamberlain, Richard J.	61	Choudry, Aslam	20	Coghlan, Christopher A.F.	196	Cooper, Phil	56
Caban, Marcin M.	20	Chamberlain, Veronica M.	87	Choudry, Wilson	157	Cohen, Daniel B.	8	Cooper-Marbiah, Caroline M.	142
Caddy, Kim	198	Chamberlain, Victor M.M.	168	Chowdhury, Abdul K.	183	Cohen, Dean S. B.	9	Cootle, Farakhan	112
Cadorel, Rejane	79	Chambers, Glyn E.	128	Chowdhury, Abu T.	184	Cohen, Jack B.	8	Cope, John	169
Cahill, Marie E.	184	Chambers, Keith E.	136	Chowdhury, Ayesha	149	Cohen, Melvin	9	Cope, Steven	28
Caine, Cameron A.L.	106	Chamdal, Roy	98	Chowdhury, Jamir H.	182	Cohen, Philip J.	8	Copley, Tom	137
Cairns, Deborah	57	Champion, Michael	170	Chowdhury, Jilani	111	Cohen, Simon J.	10	Coppack, Lee	61
Calder, Grace M.	136	Champion, Rowena	111	Chowdhury, Khayer M.R.	158	Cohen, Timothy P.R.	204	Corbett, Frederick R.	121
Caldicot, Lucy W.	130	Chan, Carol	70	Chowdhury, Md A.H.	182	Colacicco, Lia G. L.	21	Corbett, Helen	27
Caleb-Landy, Jonathan N.B.	74	Chan, Jumbo	21	Chowdhury, Md A.Q.	150	Colbourne, Tim T.	169	Corbett, Juliet	28
Caliskan, Nesil	56	Chan, Will	81	Chowdhury, Nehad A.	182	Colburn, Elliot H.G.	175	Corbett, Richard E.	30
Callaghan, Anisha	175	Chana, Kamaljit S.	87	Chowdhury, Rezina A.	130	Coldrick, Matthew F.	131	Corby, Gideon	68
Callaghan, Pat	33	Chance, Rachel M.	40	Chowdhury, Salim	86	Coldwell, James D.	169	Cordwell James, M.V.	82
Callen, Jack	81	Chance, Tom	40	Chowdhury, Shamim A.	20	Cole, Chris	55	Cork, James A. A. W.	41
Caill, Carmen T.	117	Chance, Rachel M.	40	Chowdhury, Sherwan H.	41	Cole, Matthew A.	156	Cornelius, Alison J.	10
Calmus, James J.	33	Chand, Avtar	51	Chowdhury, Sohir U.	183	Cole, Robert A.	156	Cornelius, Richard A.	10
Caluori, Joe	112	Chand, Peter	4	Chowdhury, Tahmid R.	69	Coleman, Ben	73	Cornell, Tessa L.	176
Camadoo, Joanna D.	49	Chandarana, Kishan	171	Chowdhury, Tareq	157	Coleman, Connor	112	Corney, Matthew J.	197
Cambridge, Julia	161	Chang, Andrew T.	135	Christian, Nick	129	Coleman, Kezia E.	123	Corner, Victor P. E.	10
Cameron, Marcia A.	131	Channer, Josephine S.	4	Christie, Billy	143	Coleman, Louise M.	111	Cornforth, Angela	62
Cameron, Sophie R.	67	Chapireau, David L.	196	Christie, Stewart C.	61	Coles, Dexter	192	Cornwell, Nigel B.	176
Cameron, Stephen	33	Chapman, Alan J.	99	Christofi, Steven	35	Coles, Jonathan W.A.	92	Corry-Roake, Joe	128
Camina, Cameron	10	Chapman, Ann	51	Christoforou, Petros	82	Coles, Will	34	Cortes Allsopp, Sergio	162
Campanale, Lotte	162	Chapman, Joshua M.	93	Chrystogelos, Angelos-Stylianios	205	Coleshill, Will	55	Corthorne, Philip N.	100
Campbell B. Rust, Jenny C.	30	Chapman, Mark	131	Chuck, Colin E.	30	Coley, Ryan D.	122	Cos, Michael F.	99
Campbell, Colleen	129	Chapman, Nicholas A.	48	Chung, David A.	143	Collard, Michael J.	42	Cosgrave, Shirley G.	129
Campbell, Elizabeth J.	118	Chapman, Robert A.	68	Chung, Linda	34	Collins, Laura A.	168	Costello, Vanessa J.	51
Campbell, Ian J.	98	Chapman, Samuel S.	157	Churchill, Jennifer	163	Collins, Melanie J.	94	Costigan, Deirdre T.	50
Campbell, Janet G.	43	Chapman, Sheila	112	Churchus, Daniel	11	Collins, Mick	111	Cotcher-Riley, George	73
Campbell, John	99	Chappell, Elliot G.	23	Chute, Richard D.	118	Collins, Phil	99	Cotter, Michael	69
Campbell, Juliet	135	Chappell, Susan M.	163	Chuter, Michael D.	60	Collins, Stuart	40	Cottingham, David	123
Camsey, Sybil M.	14	Chapwell, Mac	34	Chwesik, Tomasz P.	49	Cottingham, Linsey A.	122	Cottis, Stuart	111
Canal, Paul	156	Chard, James	163	Chymaszewicz, Piotr	98	Cottis, Stuart	86	Cotton, Alexander J.R.	121
Cannakamma, Olivia S.	105	Charles, Caroline M.	144	Ciancy, Luke S.	40	Coles, Will	34	Cotton, Richard S.	33
Canning, Robert W.	43	Charles, Peter E.	15	Clare, Matt	60	Coles, Jonathan W.A.	92	Cottrell, Robert P.	204
Caplan, Melvyn B.	204	Chase, Alexis C.L.A.	14	Clare, Rich	81	Coles, Will	34	Cottrell, Robert P.	204
Caplan, Michael	191	Chathli, Harry	170	Clark, Anne	76	Coleman, Ben	73	Coughlin, John L.	135
Carder, Joan M.	189	Chathli, Lindsay	169	Clark, Christopher R.	41	Coleman, Connor	112	Couldrey, Tony	74
Cardy, Jonathan	161	Chatt, John W.	105	Clark, James	135	Coleman, Kezia E.	123	Courtenage, Simon A.	88
Carew, Adam	73	Chattaway, Robert J.	157	Clark, John A.	93	Coleman, Louise M.	111	Cousins, Ann-Marie	60
Carey Fuller, Andrea E.	137	Chatterjee, Richard R.	42	Clark, Julian L.V.	93	Coleman, Louise M.	111	Cousins, James A.	198
Carey, Caroline R.	149	Chatterjee, Richard R.	42	Clark, Ken	90	Coleman, Louise M.	111	Cowan, Stephen W.	73
Carey, Philip J.	196	Chaudhary, Mahboob H.	156	Clark, Kevin W.	159	Coleman, Louise M.	111	Cowell, Fred	131
Carey, Stephen J.	88	Chaudhary, Samia Z.	106	Clark, Lucy	79	Coleman, Louise M.	111	Cowing, John	51
Carington, Robert P.F.	197	Chaudhry, Hannah A.	156	Clark, Malcolm D.	28	Coleman, Louise M.	111	Cowley, Howard W.	176
Cariebach, Joe	73	Chaudhry, Muraad A.	106	Clark, Malcolm J.	120	Coleman, Louise M.	111	Cowley, Judith C.	123
Carlin, Dana	80	Chaudhry, Namreen B.	157	Clark, Mary J.	131	Coleman, Louise M.	111	Cowper, Pauline U.	142
Carlton, Christine A.	182	Chaudri, Komal A.	105	Clark, Patricia A.T.	92	Coleman, Louise M.	111	Cox, Antonia M.	204
Carlyon, David R.	196	Chaudri, Unsa K.	107	Clark, Paddy	168	Coleman, Louise M.	111	Cox, David J.	182
Carman, Maggie	203	Chauhan, Ajay K.	68	Clark, Ruth K.	157	Coleman, Louise M.	111	Cox, Eileen J.	61
Carpenter, Evelyn	3	Chauhan, Max	117	Clark, Stuart D.	129	Coleman, Louise M.	111	Cox, Fiona J.M.	99
Carpenter, Peter J.	199	Chauhan, Naresh	29	Clark, Teresa J.	69	Coleman, Louise M.	111	Cox, Lewis	49
Carrington, Lucy	170	Chauhan, Ramji K.	86	Clark, Val V.C.	15	Coleman, Louise M.	111	Cox, Martin	136
Carroll, Vincent	81	Cheah, Hoong-Wai	41	Clarke, Amy E.	7	Coleman, Louise M.	111	Cox, Michael F.	204
Carter, Alan	27	Cheetham, Jack E.	122	Clarke, Anne M. B.	8	Coleman, Louise M.	111	Cox, Natasha	113
Carter, Bruce E.K.	94	Chenery, Lucy E.	117	Clarke, Basil T.	56	Coleman, Louise M.	111	Coyne, Kevin R.	203
Carter, Clive D.	80	Chenery, Susanna M.	116	Clarke, David R.	41	Coleman, Louise M.	111	Crabtree, Clayton C.	21
Carter, Guy T.	80	Chenot, Jean-Philippe	81	Clarke, John J.	41	Coleman, Louise M.	111	Craig, Alexander A.	149
Carter, Jonathan	61	Chenot, Sakina	79	Clarke, John V.	93	Coleman, Louise M.	111	Craig, Andrea L.	121
Carter, Kay	79	Chenot, Kirsty F.	185	Clarke, Malcolm F.	15	Coleman, Louise M.	111	Craig, Kevin D.	128
Carter, Richard F.	198	Chevoppe-Verdier, Florian	73	Clarke, Malcolm F.	15	Coleman, Louise M.	111	Craig, Lucy	79
Carter, Simon	111	Chevoppe-Verdier, Florian D.J.G.	205	Clarke, Malcolm F.	15	Coleman, Louise M.	111	Craigie, Ian	162
Carter, Virginia L. B.	22	Chhabra, Neha	49	Clarke, Malcolm F.	15	Coleman, Louise M.	111	Cramp, Jack L.L.	98
Cartwright, David	29	Chibah, Elisabeth K.	55	Clarke, Malcolm F.	15	Coleman, Louise M.	111	Crane, George	20
Cartwright, Lavinia A.	128	Chideme, Takudzwa I.	161	Clarke, Malcolm F.	15	Coleman, Louise M.	111	Cranenburgh, Stephen L.	29
Carvalho, Elia	131	Chidley, William J.	41	Clarke, Malcolm F.	15	Coleman, Louise M.	111	Craske, Peter H.	14
Carver, Vicki	87	Chika, Roja	149	Clarke, Malcolm F.	15	Coleman, Louise M.	111	Craske, Bonnie E.	176
Casey, Graeme L.	21	Childs, Martin J.	29	Clarke, Malcolm F.	15	Coleman, Louise M.	111	Crawford, Daniel S.	48
Casey, Maggie	73			Clarke, Malcolm F.	15	Coleman, Louise M.	111	Crawford, Kate	48

Creighton, Ann	41	D'amiral, Graham M.	15	Dearden, James O.	9	Don, Saira	11	Eagling, Brian E.	92
Creighton, James M.	9	Danes, Brian W.	30	De'ath, Alan C.	73	Donachie, Clare E.	169	Eagling, Irene L.	91
Creighton, Louise	163	Danescu, Diana	156	Debono, Theresa	112	Donnelly, Stephen G.	130	Eakin, Oliver M.	121
Cresswell, James G.	67	Daniel, Malachi	190	Deegan, Rebecca	130	Donnelly, Steve	48	Earle, Douglas	69
Crispin, Joanne E.	30	Danielewicz,	191	Deeks, John F.	92	Donnelly, Will	135	Earley, Sinead C.	92
Cristea, Marian	191	Boguslaw A.		Deen, Jeffrey H.	22	Donnelly-Jackson,	23	Eason, Richard J.	107
Critchard, Annamaria M.	198	Daniels, Gonul	57	Deering, Rob	112	Fleur		East, Nicola	185
		Daniels, Jon	55	Degen, Heidi	137	Donovan, Alan	41	Easter, Ann R.	149
* Crivelli, Luigi G.	196	Daniels, Terry	145	Degrads, Nina V.	40	Donovan, Belinda	74	Eastham, Karl D.	168
* Croall, Jonathan S.	196	Dankowska, Iwona	20	Dehaney, John	143	Donovan, Deanna	190	Eastoe, Duncan P.	129
Croce, Stephane J.	129	Dann, Billy	73	Delarue, Pierre H.D.	113	Donovan, Paul F.	158	Eastwood, Jennifer L.	118
Crompton, Benjamin A.	183	Dar, Tariq	21	Delos Santos,	3	Doody, Eleanor M.	199	Eaves, Joanna	128
		Darby, Natalie R.	158	Alejandro		Doran, James K.	169	Eaves, Will	128
Cronin, Muriel B.	197	Darko, Emily S.	80	Demir, Mahir	81	Dore, Martin G.	130	Echedom, Ada E.	4
Cronin, Sharon S.	81	Darrer, Diana D.	9	Demirci, Feyyat	68	Doré, Rosalind A.	190	Edbrooke, Jane	130
Crook, Nicole R.C.	99	Darrer, Thomas G.	10	Demirel, Birsan	55	Dorobisz, Joanna M.	191	Edgar, David J.	183
Crook, Peter L.	99	Darvill, Julia B.	94	Dempster, John A.	29	Doshi, Nital V.	107	Edgar, Elisabeth A.	10
* Cross, Mary C. M.	41	Darvill, Kate L.	91	Dempster, Sean M.	182	Doughty, Trevor U. C.	55	Edgeworth, Paul	196
Crosher, Stephen	34	Darvill, Keith E.	92	Denman, Moya F.G.	116	Doughlas, Adrian R.	42	Edmonds, Richard	176
Cross, Helen D.	108	Darvill, Simon M.	91	Dennis, Helen C.	168	Douglas, David	79	Edward, Helen M.	163
* Crosby, Jean E.	176	Darwish, Hanad M.	183	* Dennison, Paul	80	Douglas, Ian R.S.	48	Edwards, Alcuin I.	80
Crossland, Kate	49	Das Gupta, Sasha	150	* Dennison, Theo C.	108	Douglas, Kenneth S.	192	Edwards, Gavin J.	170
* Crouch, Roger	163	Das Neves, Lucia	82	* Denniss, Michael J.A.	105	Douglas, Martin J.	41	Edwards, Harriet	142
* Crowder, John E.	92	Das, Dipa	184	Denniston, John F.	184	* Douglas, Paul L.	189	Edwards, Ian K.	98
* Crowder, Philippa	93	Dasgupta, Rohit K.	149	Denselow, James H.	22	Douglas-Green,	29	* Edwards, Jacob S.	191
* Crowe, Stephen P.	144	* Dattani, Niraj	87	Densley, Simon N.	176	Jonathan R.		Edwards, Jayde T.	40
Crowhurst, Keith	62	Davenport, Laura	55	* Dent Coad, Emma	117	* Dourmouh, Andy A.	15	Edwards, Leigh G.	108
Crowley, Matthew J.	4	Davenport, Simon C.	107	Denys, Nick	98	Dove, Hayley A. E.	67	Edwards, Matthew O.	150
* Crowley, Tim	175	Davey, Emily J.	122	Depala, Mukesh H.	8	Dowding, Luke	34	Edwards, Nick	129
* Crownson, Michael	113	Davey, John C.	16	Derrick, David T.	205	Downes, Rosie	135	* Edwards, Patrick	189
Crownston, Robert E.	184	David, Eli B. B.	30	Derrington, Giles	197	* Downing, Alan	15	* Edwards, Paul J.	10
Crowther, Anthony	135	* David-Sanders, Lee	56	* Dervish, Osman A.	93	Dowse, Catherine	60	Edwards, Peter	49
Crowther, Nicky	99	Davie, Ed	130	* Desmond, Michael	68	Dowson, Fiona J.	69	Edwards, Peter G.	105
Crozier, George A.	137	Davies, Alexander	129	Desorgher, Simon	42	Doyle, Philip J.	121	Edwards, Robin W.	182
* Cruickshank, Peggy J.	22	D.J.		Devaney, John F. L.	68	Dragadze, Tamara	74	* Edwards, Simon J.M.	122
Crush, Jay	143	Davies, Ana A.	15	Devani, Kishan R.	100	Drage, Simon D.H.	130	Edwards, Tracy	137
* Cryan, Stephanie	170	Davies, Carrie E.	67	Devaraj, Jagan	171	Dragomirova,	8	Edwardson, Daniel P.	40
* Csoka, Tony	158	Davies, Darryl	34	Devenish, Tony	204	Ekatenna T.		Edwin, Dorothy N.	205
* Culhane, Larry B.	74	Davies, Helen P.	203	* Deville, Alan C.	100	Draper, Nicholas G.	144	Efthymiou, Kyri	57
Cullen, Christine I.F.	175	Davies, Jimi	73	Deville, Lesley C.	100	Dresselaers, Klaar	142	Egford, Helen	79
Cullinan, Sue	34	Davies, Jon	129	Devlin, Benjamin M.	29	Drew, Matthew D.	175	* Eginton, Tony	98
Cullinane, Sandra	107	Davies, Jonathan M.	9	Dewar, Torron-Lee	105	Dreyer, Charles W. G.	69	Eglin, Gregor J.	158
Culnane, Tess	135	Davies, Julie	81	Dexters, Job	98	* Driscoll, Cathy	161	* Ehmman, Alexander	163
* Culverwell, Eldridge	81	Davies, Kathryn E.	113	Dey, Chris	56	* Driscoll, Paul W.	50	* Ejiofor, Joseph	79
* Cumbo, Ellie	171	Davies, Liam J.	14	* Dhadwal, Karanvir S.	51	* Dromey, Joe	137	Ejumotan, Catherine	55
Cummings, Clare L.	169	Davies, Lynne	57	* Dhaliwal, Sukhbir S.	105	* Drummond, Tom	177	Ekechi, Patricia	56
* Cummings, Jason J.	43	Davies, Peter C.	91	* Dhami, Tejinder S.	48	* Drury, Kate	61	Ekekhomen, Donald O.	43
* Cummings, Patsy J.	43	Davies, Roger W.	50	* Dhanani-Sumaria,	9	Drury, Spencer	60		
Cummins, Christopher	156	Davies, Thomas J.G.	205	Kunal		Dryja, George E.	162	Ekhholm, Roberto J.	204
M.G.		Davis, Aileen	61	Dhedhi, Shabana	189	Drysdale, Patrick H.	55	El Gamry, Catherine	81
Cummins, Mark	20	Davis, Alison M.	28	Dheer, Harbhajan K.	49	D'Souza, Robert J.	86	A.M.	
Cunliffe, Alexander M.	100	Davis, Charlie	60	* Dheer, Ranjit L.	48	Du Plessis, Verster	121	El Gamry, Daniel N.	81
Cunningham, Andrew	143	Davis, David W.	135	* Dhillon, Jasvinder S.	99	Duale, Abdi	48	* Elcho, Francis R.	203
H.W.		Davis, Gillian H.	28	* Dhillon, Poonam	105	Dube, Noel	185	Elbridge, Alexandra	112
Cunningham, Conal E.	144	Davis, Jacqueline A.	51	* Dhindsa, Kamaljit S.	51	Dubow, Leslie	56	* Elengorn, Martin	163
* Cunningham, David H.	123	Davis, James C.M.	129	* Dhot, Jas	98	Ducker, John F.C.	49	Elis, Dafydd W.	203
Cunningham, Mark	136	Davis, Janet P.	93	Dhungana, Surendra	49	Ducker, Judith E.	49	Elkon, Jon	105
Cunningham, Richard	48	Davis, Jim	61	* Diakides, Isidoros	81	Duddridge, Lloyd J.	156	Ellen, Patrick C.	197
Cunningham, Rory P.K.	48	Davis, Kevin J.	122	Diamantis, Nick	176	Duducu, Jem	98	Ellerbeck, Desmond	184
		Davis, Lois E.	198	Diamond, Darren	86	* Duffell, Michael	158	A.V.	
		Davis, Matthew	190	Diamond, Sebastian J.	50	Duffy, John	21	Ellingham, James	190
Cunnington, Jeremy	81	Davis, Michael	92			Duggan, John	20	* Elliott, Colin M.	136
Cunyngham, Anna F.	121	Davis, Richard A.	198	Diantantou, Bruno	117	Dugmore, Keith R.	203	Elliott, Gareth	163
		Davis, Robert J.	204	Dickenson, Ashley K.	175	Dukat, Balazs	98	Elliott, Paul	112
Curati, Margaret	8	Davis, Sharon R.	199	Dickson, Jim	129	Dul, Peter J.	162	* Elliott, Pete	129
Curcic, Ivana	82	Davis, Silas M.L.	182	* Didler-Garnham,	168	Didlich, John S.	3	Elliott, Robert E.	42
Curley, Will	177	Davis, Sophie	136	Suzie A.		* Duncan, Janet S.M.	100	Elliott, Scott	68
* Curling, Peter A.	100	Davison, Graham	171	Diffey, William T.	87	Dunford, John W.	14	Elliott, Victoria V.M.	80
* Curran, Gemma	162	Dawes, Mark S.	191	Diggory, Paul	205	Dunford, Paula C.	14	Ellis, Alexander	35
L.A.M.		Dawkins, Catherine A.	130	Dighe, Sanjay	87	Dunkley, George E.	158	Ellis, Andrew H.	43
* Curran, Katherine	130	Dawood, Mariam	150	Dignan, Danny	135	Dunkwu, Chike	149	Ellis, Daniel J.	34
* Curran, Liam	137	Dawson, David R. A.	92	* Dikerdem, Aaydin E.	197	Dunn, Anthony P.	21	* Ellis, John P.	196
* Curran, Steve	108	Dawson, Huw P. K.	56	Dillon, Gary	60	Dunn, Antonia F.P.	197	* Ellis, Judi	28
* Currie, George H. W.	21	Dawson, Peter M.	197	Dimambro, Massimo J.	135	Dunn, Daisy N.	21	Ellis, Novelette J.	169
* Curtin, Mary A.	143	Day, Anna R.	14	* Diment, Richard T.	15	Dunn, Felicity J.	23	Ellis, Pravina	40
Curtis, Adam	91	Day, Tom	112	* Dimoldenberg, Paul H.	204	Dunn, Ian W.	28	Elloy, Jerry	161
Curtis, Kay D.	79	Day, William A.	121			Dunn, Michael J.	204	* Einaghi, Marwan	117
Curtis, Terry	131	Daykin, Michael R.	156	Dines, Nick G.	55	* Dunn, Michelle C.	158	* Ely, Peter J.	131
Curtis-Hale, Joshua P.	191	De Almeida Alberto, Victor M.	69	Dingemans, Michael	162	Dunne, Katherine S.	108	Emerson, Gail	29
Cusack, Ciaran	183	De Boursac, Guy	105	Dixey, Judy	34	Dunn-Sims, Barry	106	Emerson, Merlene	161
Cusworth, Patrick G.	49	De Doney, Simon N. C.	67	* Dixon, Ian E.	41	Dunstone, Lorraine	123	Emery, Scott	80
* Cuthbert, Aisha E.	30			Dixon, Josh	79	D.H.		Emin, Niazi	3
Cuthbert, Matthew	69	De Ferry, Gabriella P.	182	Dixon, Liz	20	Dupuy, Laila	204	Emmanuel, Leona S.	169
Cutler, Kirm M.	79	De Keyser, Kirsten	34	* Dixon, Simon E.	69	Durai-Bates, Pappathi	198	Emmerson, Jane E.	185
* Cutler, Vivien	113	De Malet Roquefort, Aimerly	33	* Dixon-Fyle, Dora	168	Durant, David W.	93	Emmerson, Nick	176
Cvetek, Vesna	106	De Morais, Marx	33	Djafari-Marbini, Aghileh	86	* Durdin, Tony W.	93	* Emmett, Royston F.	157
* Cyron, Anne B.	116	De Ryk, Amanda	135	Djurkovic, Helena	34	Durham, Anthony C. H.	62	Emordi, Edilia E.	68
Da Costa, Angelo E.	191	De Silva, Clare	55	Dobson, Patricia	121	During, Seton A. R. O.	56	Empon, Claire	169
* Da Costa, Nick	79	De Sousa, Sofia	182	Dodds, John	129	Durnford-Slater,	204	Emsley, Paul S.	158
* Dabrowska, Joanna K.	48	D.S.P.T.		* Dodin, Louis N.	92	Rosamund		Enderby, Claireine	8
		De Villiers, Chantelle	35	Dogan, Ali	69	Durrant, Mark J.	121	Engineer, Shiraz	129
Dabrowska, Mirosława Z.	68	de Wulverton, Ian R.	92	* Dogan, Erdal	89	Durwood-Thomas,	111	Engineer, Soonu	117
* Daby, Janet	137	Deac, Andreea R.	68	* Dogan, Guney	56	Ashley T.		English, Shelly L.	183
* Dacres, Brenda	137	Deakins, Gwyneth E.	156	* Dogus, Ibrahim	128	Duschinsky, Val	10	Enock, Paul A.	27
Dalal, Rusi K.	49	Dean, Adam	203	* Doherty, James M.	74	Duthie, Charlotte	74	Enright, Judith F.	161
* Daley, James G.D.	198	Dean, Bobby	135	Doherty, Conor	74	* Dwight, Jed	176	Erasmus, Kathy	131
Dalgleish, Lynne	106	Dean, David T.	142	Dokwal, Sushil G.	130	Dyas, Samuel	35	* Erbil, Elif	55
Dalton, Sarah J.	29	Dean, Lorraine	204	Dolezal, Nick	171	* Dyer, Jacqui	131	* Erbil, Ergin	55
Daly, Jacolyn L.	74	Dean, Peter L.	29	Dollimore, Peter J.	99	Dyer, William P.H.	182	* Erbil, Susan	56
* Daly, Mary	22	Deane, Alex	170	* Dombey, Ruth C.	176	Dykes, Nicky	27	Erdogan, Arif O.	184
						Eager, Audrey	128	* Eren, Ergun	55

Ernst, Friedrich P.	81	Fink, Deborah N.	156	Francis, Andrew D.	158	Gardiner, Thomas K.	35	Girouard, Blanche	117
* Eslamdoust, Maryam	35	Finlay, Heather	67	* Francis, Daniel	14	Gardner, Bridg C.	168	Gitsham, Mark	197
Espley, Paul W.	99	Finlay, Ronald A.	10	Francis, Emma K.	122	Gardner, Clare	144	Giwa, Omoniyi	177
Essajee, Huzafa F.	98	Finlayson, Bridg E.	142	Francis, Jarell A.	81	* Gardner, David L.	62	Giza, Krzysztof G.	107
Etessami, Pantea	50	Finlayson, Jon	8	Francis, Luke	116	* Gardner, Janet E.	98	Gieta, Anton	144
* Ethapemi, Tony	20	Finlayson, Kirsty M.	184	* Francis, Marc	182	Gardner, Robyn	35	Gladstone, Adam S.	161
* Etti, Sade O.	67	Finlayson, Lesley A.	190	Francis, Martin R.	22	Gardner, Sam	203	Gladwin, Victoria B.	183
Eubanks, Mervin	143	* Finn, Anthony H.	9	* Francis, Sabrina A.	33	Gardner, Steve	99	Glaney, Leslie A.	48
Evans, Cordelia M.R.	117	Finn, Simone	34	Francis, Shantelle	43	Garelick, Steve	98	* Glanz, Jonathan	205
Evans, David	171	Finndoro-Obasi,	149	Francisco, Valdir	33	* Garfield, Joshua I.D.	151	* Glen, Jim	205
Evans, Frank J.	28	Emmanuel	*	Fraser, Brenda L.	143	* Garfield, Judith A.N.	156	Glencross, Roger E.	121
Evans, Gareth B.	151	Firdous, Farhana	151	* Fraser, Clare L.	196	Garner, Kathleen	43	Glendinning, Adrian	40
* Evans, Janet L.K.K.	116	Firkins, Jennifer L.	106	* Fraser, Clive B.	43	Garrard, Laurance R.	91	K.	
Evans, Jeff	56	Firkins, Tony	105	Fraser, David	122	Garratt, Neil R.	175	Glenn, Christopher S.	169
Evans, John W.	170	Firmstone, Richard D.	156	Fraser, Jill E.	34	Garrett, Ann C.	30	Glenny, Chris	74
Evans, Kay	142	Firth, Michael W.	123	Frazer, Karen E.	55	Garrett, Nicole R.	149	Gletherow, Amanda	4
Evans, Lenia	21	Fisher, Alexander	151	Freake, Matt	137	Garriques, Domonic	170	Gletherow, John	4
Evans, Peter M.	51	Fisher, Henry	81	* Freeborn, Irma L.M.	3	A.		Glinzman, Matthew J.	62
Evans, Rachel L.	163	Fisher, Timothy A.	27	* Freedman, Linda M.	9	Garrod, Elaine D.	44	Glover, Dinah R.	182
Evans, Rhonda	163	Fitter, Richard J.	163	Freedman, Maxwell	123	Garrun, Dan	61	Glover, Oliver G.N.	197
* Evans, Robert J.	28	Fitzgerald, Gerard E.	10	O.		Garside, David R.	183	Glowacka, Alicja	49
Evans, Robert N.	27	* Fitzgerald, Marion J.	190	Freedman, Michael	162	* Gascoigne, Brian A.	35	Gniewosz, Gerlinde	131
Evans, Torla	129	Fitzgerald, Rory M.	190	* Freeman, Bill	61	* Gassanly, Murad	203	Goad, Liz	73
Evans, Vincent	100	Fitzherbert, Kay	49	* Freeman, Christopher	93	* Gasser, Judith M.H.	196	Goddard, Bill	176
Eveleigh, Ray	176	* Fitzpatric K, Jeremy	40	* Freeman, Peter A.	203	* Gatland, Maria R.	43	* Goddard, Martin A.	100
Eveleigh, Timothy D.	40	P.	*	* Freeman, Robert J.	116	Gauge, Steven H.	169	Godwin, David	91
Everett, Charles	79	Fitzpatrick, Nick	105	* Freeman, Sheila	130	Gauss, John H.	50	Goeman, Laura A.	73
Evers, John K.	177	* Fitzpatrick, Pamela	87	* French, Louie T.	15	Gavin, Gabriel	73	Gohl, Ekta	21
Ewins, Tom	34	Fitzsimons, Sean E.	40	French, Ross F.	137	Gbadamosi,	86	Golberg, Bernice C.	40
Ewurum, Sampson	67	* Fivey, Trish	176	Frew, James D.	198	Mohammed		Goldie, Mitchell	189
Eyles, Julie	169	Flanagan, Eileen A.	196	Friday, Margaret J.	51	* Gbajumo, Erica	20	* Goldring, Ben	112
Eyres, Phyl	33	Flanagan, Frances	21	Friel, Peter	176	* Gearson, Vanessa R.	8	* Golds, Peter S.	183
* Ezeajughi, Ernest N.	22	Fleischmann, Leonie	62	Friend, John C.	107	* Geddes, Cameron	4	Goldsmith, Daniel C.	105
Ezenwata, Endy N.E.	15	J. R.		Friend, Peter	68	Gee, William	86	* Gomez, Rosa	156
Ezimako, Jethro	8	Fleming, Clifford B.	130	* Frieze, Andr�e M.	161	* Geiringer, Peter H.	176	Gomperts-Mitchelson,	113
Fabricant, Ruth	28	Fleming, Jack F.E.	34	Frimpong, Kofi O.	40	Geissendorfer, Lilli	113	Zachary	
Fabrizi, Eric	112	* Fleming, Pamela A.	162	Frost, Alison	34	Genders, Deborah M.	161	Gonggrijp, Rod	113
Fahmy, Mohamed	51	Fleming, Paul W.	169	Frost, David	128	Frost, Paul G.	60	* Gonzales, Martin A.	176
* Fahy, John	62	* Flemming, Alisa	41	Frost, Henry	91	* George, Ian D.	122	Good, Jeremy	116
* Fairclough, Anthony J.	142	Fletcher, Benedict I.S.	143	* Frost, Jan D.	92	* George, Pauline	129	Goodacre, Patrick L.	123
Fairhurst, Kate	35	Fletcher, Benjamin J.	198	* Frost, Penny	161	George, Peter	135	Goodchild, Robin N.	145
* Faiz, Mahmood H.	189	* Fletcher, Jack M.	61	Fruzza, Francesco D.	49	George, Victoria L.	105	* Goode, Martin R.	92
* Fajana-Thomas,	69	Fletcher, Kat	113	Fruzza, Francesco R.	48	* Georgiou, Achilleas	55	Goodliffe, Theo	118
Susan		Fletcher, Leo	60	Fry, Joanne L.	80	* Georgiou, Alessandro	55	Goodman, Britta K.	107
Fajardo Palacios,	205	Fletcher, Lynne J.	175	Fry, Lionel	203	I.		Goodman, Charles J.	204
Gabriela P.		Fletcher, Mark P.	185	Fry, Michael	203	Gerada, Charlotte R.	28	Goodman, Charlie	116
Falana, John	151	* Fletcher, Nigel	60	Fry, Minne	205	Gerakarıs-Michanitzis,	49	Goodman, James N.	190
Falchikov, Dan	122	Fletcher, William H.	184	Fryer, Jonathan H.	183	Maria V.A.		Goodman, Michael R.	9
Falconer, Kieran	189	* Flight, Christabel D.B.	205	* Fulbrook, Julian G.H.	34	German, Michael J.	150	Goodrum, Jessica	61
Fallart, Peter	55	Flint, David C.	55	* Fuller, John P.	15	G�r�me, C�dric H.D.	191	Goodsell, Robert C.	20
Faqai, Ahmed O.S.	149	* Flint, Kathleen J.	157	Furness, David R.	50	Gerrard, Ian J.	60	* Goodship, Dennis G.	123
* Farah, Harbi	23	Floater, Adam	50	Furniss, Lesley C.	30	Gerrey, David C.	107	Goodwill, Harry	23
Farbey, David S.	8	Flood, Susanna	130	Furniss, Peter R.	30	Gething, Joshua	129	Goodwin, Glyn K.	196
* Farian, Greta L.	123	* Flook, Adrian J.	198	Furze, David C.	169	Gewanter, Alex	105	Goodwin, Stuart R.	149
* Farley, Scott M.	98	Floti, Sorin	33	Fussing, Vibeke B. M.	29	Gezdari, Sara	161	Goodwin, Tim	128
Fardon, Helena L.	40	* Flowers, Rosalyn J.	192	Fyle, Neil G.	98	Ghani, Syed F.	4	Gordon, Alex	111
Farquhar, Tammey K.	93	* Fluss, Rebecca N.	9	Fynaout, John	79	Gheasuddin, Adam	9	* Gordon, Brian C.	9
Farrant, Natasha J.	73	* Flynn, Duncan T.	99	* Gabbert, Kira	27	* Gheorghe, Adriana M.	105	Gordon, John A.	35
Farren, Kyle J.	116	* Flynn, Felicity A. M.	41	* Gabbott-Rolph, Jeffrey	70	Gibb, Gavin	128	* Gordon, Margaret	69
* Farrier, Claire	9	* Flynn, Tom	168			* Gibbons, Andrew	197	Gordon, Mel	170
Fass, Rosa N.	81	Folarin, Elizabeth TO.	14	Gadsby, Paul J.	131	* Gibbons, Henryka	190	Gordon, Michelle H.	121
Fatukasi, Ade	137	* Foley, Edward W.	143	Gajdzinski, Robert A.	20	* Gibbons, Leo	136	* Gordon, Ruth	81
* Faulks, Catherine F.	116	Fonseka, Fane D.	98	Gajos, Beata S.	191	* Gibbons, Stephen	198	* Gordon, Sunita	177
Fawcett, Christopher S.	161	Foong, Poh C.	91	Gakuru, Macharia	60	Gibbs, Andrew G.	98	* Gordon, Yoel	49
* Fawthrop, Simon H.	29	* Foote, Richard W.	106	Gale, Eileen D.	43	Gibbs, Edward J.P.	198	Gormley, Edward L.C.	131
Fazal, Leila	128	Forbes, Kate A.	197	Gale, Mark	144	Gibson, Earna	151	Gorzynska-Hart,	93
Fea, Thomas W.G.	182	* Ford, Ernest J.	176	* Gallagher, Aisling	136	Gibson, Scott H.	182	Danuta	
Feakes, Alex	137	Ford, Gillian	91	Gallagher, Anabela	107	Giess, Roger J.	130	Gostt, Geoff	27
Fearon, Frances R.	42	Fordjour, George A.	20	Gallagher, Gemma S.	29	Gil Martinez, Leticia	190	Gostyn, Penelope R.	9
* Feis-Bryce, Alex	136	Forrest, Daphne	79	Gallagher, Martin J.	105	Gilbert, Alyssa R.	21	Gough, Steve	106
Fell, David N.	185	Forrest, Peter J.	80	* Gallagher, Martin J.	105	Gilbert, Jack M.	183	Gould, Frank T.	15
Fellowes, James J.R.	94	Forrester, Elisabeth J.	105	* Gallagher, Troy	111	* Gilbert, Marianne C.H.	197	* Gould, Georgia	34
Fellowes, Jane L.	93	Forsdyke, Christian A.	113	Gallant, Jeffrey	88	Gilbert, Peter	80	Gous-Miah, Kazi M.	184
* Fennimore, Sue	73	Forshaw, Hugo J.	144	Gallant, Julian D.	51	Gilby, Carol	51	Goves, Peter A.	129
Fenton, Caroline A.	183	Forster, Keith	14	Gallie, Simon D. I.	62	* Giles, Gabriella S.G.	105	* Govindia, Ravindra P.	196
Fenton, Elizabeth J.	190	* Forster, Shane R.	91	* Galligan, Vincent	177	Giles, Kerry	122	* Gower, Sue S.P.	14
* Ferguson, Edna M.	3	* Fortune, Peter T.	29	* Gallop, Annie	131	Gilgar, Liam J.	136	Gradosielska,	150
Ferguson, Gemma L.	8	Forwood, Jacqueline	99	Galloway, Tamara E.	28	Gill, Alex	135	Alexandra D.	
Ferguson, Matthew D.	61	Fossy, Cecile Y.S.	73	Galvelis, Ignas	169	Gill, Amandeep S.	50	Graf, Freda M.	184
Ferguson, Robert M.	168	* Foster Garcia De	41	Galvin, Kelly J.	28	Gill, Arnitpal S.	157	* Graham, Angela	196
Fergusson, George	23	Quiroz, Tomas D.	56	Gamba, Giorgia	142	Gill, Benjamin J.	56	Graham, Catherine	42
Fernandez, Andrew S.	185	Foster, Elizabeth	163	Game, Giles	35	Gill, Harpreet K.	161	Graham, Hannah	111
Fernandez, Mervyn	62	* Foster, John P.W.	182	* Gamester, Nathan A.	170	Gill, Kieron T.	20	Graham, Lynda J.	42
Fernando, Rishi	55	* Foster, Tim	175	* Gander, Hilary	123	* Gill, Ranjit	108	* Graham, Peter T.	198
* Ferreira, Joe J.D.W.	15	* Foulder-Hughes, Sam	121	* Ganeshalingam,	123	* Gill, Rocky	4	* Graham, Phil	111
Ferrero Tjera, Jose-	9	Foulds, Chas	204	Jeyatharshan		* Gill, Satnam	113	* Graham, Raymond C.	100
Angel		Fowler, Henry W.A.	197	Gangadharan,	151	Gillard, Patricia	62	Graham-Brown,	111
Ferrero, Graeme T.	122	Fox, Alex R.T.	105	Omanakutty		Gilbe, Charles E.	199	Nafisah	
Ferris, John D.	107	Fox, Brian A.R.	80	Ganly, Derek T.	92	Gillet, Alison	41	Grahame, Bob	144
Ferro, Mike B.M.	14	Fox, Damian G.	171	Ganly, Jody M.	92	Gillie, Chris	108	Grainger, Julian P. G.	27
* Ferry, Keith	86	* Fox, Julie M.	128	* Gantly, Osh	112	* Gilligan, Dean	88	Grant, David	177
* Feszczur, Henryk P.	9	* Fox, Michael F. J.	29	* Garasia, Humaira	68	* Gillmartin, Desmond	80	Grant, Isobel L.	48
Fiske, Caroline	73	* Fox, Michael J.	150	Garbett, Joe	68	P.		Grant, John C.	122
Fidgett, Alexis L.	168	Fox, Reece	82	Garcia De La Vega,	79	Gimpel, Rene P.	116	Grant, Kathryn F.	129
* Field, Richard C.	197	Fox, Robert	33	Marta		Ginn, Jay	40	Grant, Marie J.	176
Field, Susan A.	184	* Fox, Roger S.	35	Garcia, Carolina R.	10	Ginnett, Hannah	169	Grassi, Emily	107
Finch, Mary	150	* Fox, Simon J.	171	Garden, Adrian L.	128	Ginnett, Hannah E.	171	Graterol-Montilla,	10
Finch, Sean E.	28	Fox, Tim	117	Gardiner, Claire	131	Ginsborg, Ben	106	Nancy C.	
Fincham, Matt	73	* Fram, Fawaz F.E.Y.	122	Gardiner, Helen C.	129	Giordano, Valentina	111	Grauberg, Janet C.	35
Findell, Mark G.J.	171	Francescone, Orson	111	Gardiner, Mary B.	118	P.		Gray, Amy E.	67
		Franchi, Liza	182	Gardiner, Stella R.	27	Giovannini, Christian	105	Gray, Anita C.	196
						V.			

* Gray, Catherine J.	177	Guttmann, Catherine E.	183	* Hargreaves, Gerard N.	116	Hayzen, Elaine	62	Hillier, Mike	129
Gray, Duncan C.	67	Gwilt-Cox, Alexander G.	41	Hargreaves, Nicole L.	8	Head, Clare O.	162	Hills, John	60
* Gray, Hannah	30	Gwynn, Sarah A.	175	Hargrove, Barrie J.	7	Head, Michael R.	121	Hills, Patricia	62
* Gray, Jennifer	191	Ha, Jaesung	121	Harley, David	163	Head, Paul	81	Hilton, Daniel	163
* Gray, John M.	151	Ha, Jaerung	14	Harlow, Alexander D.	81	Headlam-Wells, Jenny	34	Hilton, George	196
Gray, Sally E.	204	Hackett, Danny P.	15	Harman, Simon L.	130	Headland, Jane M.	33	Hilton, Jane S.	197
Gray, Teresa B.	15	Hackforth-Jones, Richard D.	144	* Harmer, Will	27	Headley, Denise	55	Hilton, Jeanie C.	79
Grayling, Laura	111	Hagerty, Adam B.L.	106	* Harms, Anthony D.	69	Headon, Tom	60	* Hinkley, John S.H.	86
Greaves, Mark A.	121	Haggard, Becky	98	Haroon, Kashif	4	Healy, Grant	163	* Hinkley, Sally	14
Greaves, Naomi	73	Hague, Joseph	40	* Harper, Indijana	79	Healy, Pat	117	Hinton, Adam E.	163
* Greek, Stephen A.J.	86	Hague, Tracey J.	40	Harper, John	80	Heap, Lesley A.	121	Hinton, Andrew C.	199
Green, Ben	61	Hai, Abdul	35	Harper, Terry H.	205	Heap, Peter W.	204	Hinton, Helen C.J.	122
Green, Christine A.	196	Haines, Amanda J.	92	Harrild, Ryan D.	108	* Hear, Harleen A.	106	Hira, Mukul	35
* Green, Elizabeth S.	123	Haines, Gerald L.	91	Harris, Charles H.	33	* Hearn, Kirsten	81	* Hirani, Krupesh J.	20
Green, Grazyna K.A.	203	Hainsworth, Barbara R.	204	Harris, Christine	28	* Hearn, Sam	105	* Hirani, Nitesh	87
Green, Jeremy	79	Hakata, Mike	81	Harris, Eileen V.	48	Hearn, Simon A.	156	Hirst, Emily C.C.	170
* Green, Jillian A.	175	Halai, Chetna	87	Harris, Graham J.	15	Heath, James	161	Hirst, Leonie C.	191
Green, Kenneth	142	Haldane, Amy B.	175	Harris, Helen E.	184	Heath, Samantha L.	198	Hirst, Lydia	79
Green, Lawrence R.	121	Hale, Caoimhe E.S.	105	Harris, Jordan D.	100	* Heather, Gary	111	* Hitchcock, Elizabeth S.	204
Green, Mary C.	60	Hale, Lynne C.	42	Harris, Lauren J.	198	Heather, Kay N.	57	Hitchings, Colin W.	28
* Green, Matthew C.	204	Halebi, Halil	189	Harris, Linda A.	14	Heathfield, Helen R.	177	Hjort, Victor	34
Green, Matthew G.	196	Haley, Brian	80	Harris, Lorraine	4	Heathwood, Chris	56	Hoang, Toan	112
Green, Michael A.	169	Hall, Adrian C.R.	111	Harris, Nicholas P.	144	Heaton, Daniel R.	41	* Hoar, Simon J.	42
Green, Miriam R.	11	Hall, Alan	135	Harris, Peter J.	3	Hebborn, Richard	121	Hobday, Peter J.	92
Green, Roger R.	131	Hall, David J.	14	Harris, Rachelle F.	189	Hebbs, Ryan	55	Hobson, Frank	80
Green, Rosemary	190	Hall, Lindsey J.B.	203	Harris, Stephen	43	Hebbitch, Richard	136	Hocking, Nancy	79
Green, Sarah C.	98	Hall, Martin A.	22	Harris, Timothy	106	Hector, Claudia	21	Hodges, Juliet	131
Green, Sarah L.	48	Hall, Michael J.	129	Harris, Zachary L.	183	* Heffeman, Drew L.	177	* Hodgins, Paul C.	161
Greenan, Kevin P.	203	Hall, Richard	3	Harris-Greenslade, Catherine	185	Heffeman, Sam	62	Hodgson, John W.	69
Greenham, Alice J.	98	Hall, Sam	80	Harrison, Adam D.G.	33	Hegazi, Omar	203	Hoffman, Stephen A.	21
Greenhough, Mick	28	Hall, Samuel R.	182	Harrison, Chris	162	Hogan, Mary B.	80	Hogan, Mary B.	80
Greening, Barry J.	177	Hall, Simon	79	Harrison, John G.	196	Heiner, Andreas	62	Hogg, Roland	60
Greenspan, Eva	9	Hall, Simon A.	41	Harrison, Jon	129	Heiner, Heather	62	* Hogg, Simon A.	197
* Greenwell, Pat	60	Hall, Steven F.	14	Harrison, Nick	29	Heinla, Lagle	99	Holah, James	87
Greenwood, Alan	135	Hall, Susan M.	86	Hart, Ian P.	197	Hellett, John G.	20	Holborn, Jack N.N.	129
Greenwood, Charley	34	Halland, Thor F.P.	157	Hart, John R.	10	Hemingway, Paul C.	28	* Holden, Daniel S.	143
Greenwood, Henry A. J.	69	Halland, Thor F.P.	190	Hart, Nicola A.	35	Hemingway, Ross	175	Holden, Farika	182
* Greer, Margaret A.	56	Hallett, James D.A.	129	Hart, Richard E.	30	Hemmens, Eleanor R.	129	Holder, Ashburn O.	156
Gregory, Charlie	142	Halstead, Stuart	157	Hartley, Jon	168	Hemsley, Simon J.D.	130	Holder, Joseph	121
Gregory, Julian T.	113	Halvorson, Richard	111	Hartley, Matt	60	Hemsley, Tom	111	* Holder, Sharon	73
Gregory, Manju	116	Hambleton, Tulip	57	Hartness, Barry M.	48	Hemsted, Andrew	189	Holder, Tom	170
* Gregory, Michelle	69	Hamblett, Emma E.	93	* Hartnett, Matt	60	Hemsted, Gillian	191	Holding, Fiona C.	99
Gretton, Ed	145	Hamblin, James R.	100	Hartness, Barry M.	48	* Hemsted, Jemma	191	* Holland, Claire K.	129
Gretton, Sandy	144	Hamdache, Benali	112	Harun, Muhammad H.M.	183	Hemsted, Roger	191	* Holland, Octavia	136
* Grewal, Ajmer	107	Hamilton, Christine	55	Harvey, Amanda J.	144	Hemus, Nick	129	* Holland, Patricia M.	149
Grewal, Narinder S.	106	Hamilton, David A.R.	192	Harvey, Angela A.	205	Henderson, Christopher	170	Hollands, Steven L. V.	41
* Grewal, Pritam S.	107	Hamilton, Hannah M.	175	Harvey, Charles F.	9	Henderson, Graeme P.	196	Holligan, Linda W.	122
* Grewal, Puneet	106	Hamilton, Katharine	81	Harvey, David J.	205	Henderson, Ian B.	116	Holloway, Michael H.W.	190
* Grewal, Shivraj S.	106	Hamilton, Kingsley J.D.	175	Harvey, Rebecca M.	73	Henderson, Debs	9	Holloway, Richard	203
* Grewal, Vickram S.	107	Hamilton, Peter B.	168	Harwood, Matthew	56	Heneghan, Debs	9	Holloway, Svetlana	190
* Grey, Andrew	183	Hamilton-Williams, Colin A.	197	Hasan, Ahmet	55	Henley, Russell P.	196	Holmes, Christopher J.	156
* Grice, Christine	61	Hammitouche, Mouna R.	203	Hasani, Naim	20	Henman, Russell J.	130	Holmes, Craig W.	106
Griffin, David M.	121	Hammeda, Mohamed R.	203	* Haselden, Nigel C.	128	Hennessy, Amy G.	128	* Holmes, James D.R.	144
Griffin, Michael R.	203	Hammocks, Leah L.	105	Hashi, Mahamed	130	Hennessy, Liam	169	Holmes, John	34
Griffith, Guy D.P.	198	Hammond, Alice S.J.	143	Haslem-Jones, Andrew J.	34	Henry, Joan	143	* Holt, Alison	123
* Griffiths, Alan	149	Hammond, Greg	116	Hass, Daria A.	197	Henry, Rachael A.	111	Holt, Chris	130
Griffiths, Anthony H.	170	Hammond, Martin G.	43	Hassan, Abdul-Rashid	48	Hensley, John K.E.	99	Holt, Christopher M.	144
Griffiths, Arran J.	189	Hammond, Sally P.	142	Hassan, Altan	69	* Henson, Graham	88	Holt, Christopher M.	144
Griffiths, David W.	107	Hammondou, Lina	35	Hassan, Faduma D.	21	Henson, Madelaine R.	40	* Holt, Judith M.	93
Griffiths, Ellen M. M.	29	Hampartoumian, Paul W.	163	Hassan, Mohammed Q.	92	Henson, Mark D.	42	Holyday, William	100
Griffiths, John D.M.	184	Hampson, Heather	69	* Hassell, Daniel P.A.	183	Henson, Maxine	88	* Homan, Lisa F.	73
Griffiths, Mark	171	Hampton, Melanie C.A.	198	Hasted, Charley	128	Herbert, Nannette	121	Hooberman, Simon M.	129
* Griffiths, Nicole R.	130	Hamvas, Renata M.	170	Hasted, Poppy L.D.V.	129	Hercocock, Ned	67	Hood, Alison	122
Griffiths, Tudor	29	Hancock, Alex	55	Hatfull, Ross J.	158	Herford, George O.	116	Hook, Jeff	170
Grimshaw, Roger	49	Hancock, Alison L.	74	Hathaway, Jonathan	113	Herga, Joel A.	158	Hooker, Sean J.	8
* Grimston, Malcolm C.	199	Hancock, Ralph P.	117	Hathill, Endri	86	Hermiston, Jane A.	62	Hoole, David	182
Gripper, Ruth H.	168	Hancocks, Benjamin E.	184	Hattam, Christopher W.	33	Heron, Marlene S.	176	Hooper, Becky	144
Groce, Michael	128	Handa, Ritika	117	Hattersley, Nick	129	Herzberg, Florian	183	Hooper, Christine E.J.	100
* Grocock, Jennifer A.	9	Handley, Carl	136	Hatton, Andrew J.	109	Heschel Bernstein, Yehoshua	68	Hopkins, Alison F.	20
Grocott, Suzanne E.	142	Hanlon, Mark W.	135	Haude, Stephen J.	50	Hesmondhalgh, Thomas	42	* Hopkins, Jack W.M.	129
Grove, Kirsty L.	171	Hanniffy, John G.	107	Hausemer, Pierre	111	Hewins, Hanna I.I.	135	Hopkins, Leo T.	40
* Grover, Rohit R.	9	Hans, Meena	48	Hauzaree, Jagdeo S.	74	Hewitt, Linda C.	27	Hopkins, Mark P.	163
Groves, Ann	87	Hans-Barker, Ineta	51	Hawking, Ian	61	Hewitt, Simon	74	Hopkins, Samuel D.	21
Groves, Maurice	143	Hans-Barker, Rosalie C.	51	Hawkins, Julian A.	135	Heywood, Rachel M.T.	128	Hopkinson, Bota	203
* Guala, Belgica	149	Hanson, Katie	70	Hawkins, Linda F.	136	Hickey, Ben	111	Hopley, Yvette R.	42
* Guest, Melissa J.	81	Hanson, Marie T.	197	Hawkins, Matt	137	Hickman, Stephen	86	Hoppe-Krajewska, Monika K.	68
Guile, Bridgitte C.	10	Haque, Badrul	22	Hawkins, Lee	192	Hicks, David A.	175	Hoque, Shamsul	182
Guile, Charles M.	136	Haque, Ehtashamul J.L.	182	* Hawksbee, Lee	192	* Hicks, Ghislaine C.	41	* Hordijkeno, Sue	135
Gul, Sangam	105	Haque, Syed J.	182	Hawthorn, Linda R.	94	Hickson, Peter H.	177	Horn, Alex	204
* Gulaid, Abdullah A.	48	Hara, Nobuco	199	Hay, Marvin I.H.	190	Higginbotham, Antony	61	Horne, Malcolm C.	177
* Gulamussen, Zuber	150	Haran, Gavin	61	Hayat, Ghazala	122	Higgins, Henry G.A.	98	Horne, Peter	33
Gulliver, Patricia C.	30	Haran, Jeevah D.	157	Hayes, Billy	144	Higgins, Mark E.	11	Horne, Stephen	112
* Gunawardena, Charith A.	56	Harbron, Stephen K.	143	Hayes, Christopher J.L.	121	Higgins, Nathaniel K.S.	150	Hornor, Monica A.	162
Gunby, Clive	27	Harcourt, Wesley S.	73	* Hayes, Mick	61	Higgs, Simon J.	176	Hornsby, Myall A.	70
* Gunes, Makbule	81	Harding, Claire A.	121	* Hayhurst, Benjamin D.	67	Highfield, Shameem K.A.	189	Horsler, Andrew D.J.	130
Gunn, Alastair J.	143	Harding, Wendy K.	42	Hay-Justice, Patricia	40	Higson, Peter H.	177	Hortense, Katherine	135
Gunstock, Ashley	158	Hardman, Richard	129	Hayles, Arthur L.	60	Higton, Marie	73	Horton, Rima E.	203
Gunter, Alex	81	Hardwick, Marina	142	Haylett, Alexander D.J.	129	Higton, Mark	74	Horwich, Lee M.	50
Gunter, Tiren H.	43	Hare, Bob	80	Hayman, Andrew S.	28	Hilder, Jason R.	162	Hornor, Monica A.	162
Gupta, Anil K.	91	Hare, David J.	130	Hayman, Sheila	35	Hill, David S.	122	Hornsby, Myall A.	70
Gupta, Anshul	8	Hargrave, Simon E.	42	Hays, Catherine W.	33	Hill, Helen R.	163	Horsler, Andrew D.J.	130
Gupta, Mohan	20			Haysey, Madeleine	150	Hill, Mathew D	43	Hortense, Katherine	135
Gupta, Shipra	142			Hayward, Elaine F.	55	Hill, Nathan M.	112	Horton, Rima E.	203
Gupta, Sunil	28			Hayward, Robert A.	168	Hill, Robert M.	130	Horwich, Lee M.	50
* Gurung, Bishnu B.	106							Hoskin, Margaret J.	50
Gurung, Kamal B.	10							Horwich, Zoe A.	49
* Gurung, Lachhya B.	9							Hoskin, Liba	169
Gut-Nidecka, Jolanta B.	137							Hoskin, Peter	135
								Hossain, Md A.	150
								Hossain, Mohammed A.	182
								Hough, Fay G.	93
								Houghton, John P.	29

* Hounqbo, William	169	* Idris, Walaa	116	* James, Sizwe	62	* Jones, Candida A.R.	196	* Keazor, Nneka C.	56
* Houston, Ross S.	10	* Ihenachor, Crystal	189	* James, Tim	190	* Jones, Connor L.	203	* Keech, David J.	10
Howard, Alexander P.	168	* Ihenachor, Whitney	191	James-Hoar, Sophia P. M.	42	* Jones, Denise	184	Keegan, Paul	73
* Howard, Andrew G.E.	144	Ikeazor, Nathaniel	163	Jamie, Honey	86	Jones, Edward	162	Keeling, Daniel J.	149
Howard, Anne	41	Ikegbonam, Eloka	130	* Jamieson, Bruce P.	60	Jones, Elizabeth E.	73	Keen, Jennifer	130
* Howard, Coral	135	Ikrum, Humayun	192	* Jamil, Saira Y.	157	Jones, Elizabeth E.	128	Keen, Sandra G.	161
* Howard, Janice M.E.	145	Ilic, Mat	111	* Jammu, Amarjit K.	50	Jones, Elizabeth M.S.	35	Keene, Deanna M.	88
Howard, John C.	189	Illsley, George R.	51	* Jamu, Armardeep S.	4	Jones, Gerald A.	122	Keep, Andrew	34
* Howard, John P.	156	Illsley, Simon R.G.	121	Janche, May	107	Jones, Graham R. G.	41	Keep, James J.	198
* Howard, Kate	161	Ilslley, Lewis J.	14	Jarche, Mohamad	107	Jones, James	150	Keep, Jane	162
Howard, Rachel L.	40	Imran, Shahar A.	184	Jarche, Nada	107	* Jones, Jane E.	4	Keggins, Ellie E. L.	69
Howard, Richard M.	41	Inan, Yasin	199	Jarche, Sana	107	Jones, Katharine M.	123	Keidan, John	136
Howard, Rik	33	Ingham, Brian	27	Jarrett, Charley	128	Jones, Kevin S.	169	Keir, Mark A.	100
Howard, Robert D.	15	Ingham, Claire	87	Jaser, Mohamed	130	Jones, Michael	14	* Kelcher, Matt	21
Howell, Gerry	137	Ingham, Glenys S.	29	Jasing, Jayawardana	106	Jones, Michael	28	* Kelleher, Silvana	136
Howell, Iain Charles	105	Ingham, Paul W.E.	183	Jaskiewicz, Remigiusz	100	Jones, Mike	117	* Keller, Eileen S.	4
Howes, Carl C.	99	* Ingleby, Mark	137	Jassal, Sindy	48	Jones, Philip M.	143	Kellert, Alexandra E. M.	43
Howes, Deborah	99	Ingram, Chloe L.	197	Javed, Muhammed	156	Jones, Roz	55	* Kelly, Alison M.	34
Hoyle, Sarah	35	Ingram, Lillian K.F.	182	Javelot, Miguel L.	176	Jones, Sarah B.	87	* Kelly, Anthony J.	49
Hudd, Simon J.	198	Ingram, Paul M.	168	Jawad, Ali M. A.	23	Jones, Scott F.	189	* Kelly, David J.	112
Hudson, Angie	10	Inman, Phillida R.	203	Jayson, Daniel M.	197	Jopson, Neil M.	29	Kelly, Jack J.	131
Hudson, Brendan	175	Ioannidis, Andreas	9	* Jeal, Simon D.	29	Jordan, Annie S.	42	Kelly, Leslie J.	67
Hudson, Chris	169	Ioannou, Stephanos	56	Jeans, Mary-Jane	143	Jordan, Christopher J.	70	Kelly, Linda	69
Hudson, Deborah	136	Ion, Mary E.	29	* Jeapes, Clare	111	Joseph, Barry N.	171	Kelly, Lorna A.	117
* Hudson, Lester T.	151	* Iqbal, Chaudhary M.	157	Jebb, Claran A.	184	Joseph, Bertha J.	20	Kelly, Richard	4
Hudson, Richard J.	121	Iqbal, Mick	22	Jeffers, Elcena	20	* Joseph, Clare	70	Kelly, Robin P.	15
Hudson, Susan F.	123	* Ireland, Angela M.	199	Jefferson, Michael	129	Joseph, Mags	113	* Kemahli, Cem C.	118
* Hug, Adam J.W.	205	Ireland, Julie M.	27	Jefferys, David B.	27	Joseph, Rachel L.	137	Kempinska, Maria Z.	105
Huggett, Deborah C.	162	Ireland, Rebecca A.	60	Jeffreys, David P.	177	Jovcic, Pamela	189	Kempley, Justin P.	50
* Huggett, Linda A.	157	Irfan, Marium	198	Jeffreys, James E.	196	Joy, Linda M.	199	Kendrick, Agnieszka J.	182
Hughes Kroun, Sian E.	198	* Irons, Natasha D.	144	Jeffkins, John M.	42	* Joyce, Edward T.	175	Kendrick, Dominic	34
Hughes, Andrew D.	136	Ironside, Sean C.	205	Jeganmogan, S.	40	* Joyce, Seamus	161	Kendrick, Susan M.	48
Hughes, David	93	* Irwin, Jonathon D.	197	Jegorovas, Ernestas	112	Jukes, Eric C.	56	Kennedy Harper, Camilla	136
Hughes, David L.	57	Isa, Ilkay	189	Jenkins, Charles A.S.	128	Juritz, David P.F.	107	Kennedy Harper, Tristram J.	137
Hughes, Gavin	50	* Isa, Zarif	189	Jenkins, Craig J.	60	Juster, Dean R.	175	* Kennedy, Christopher M.	68
* Hughes, Jason R.	122	* Islam, Anamul	150	Jenkins, Daniel T.	14	Justice, Mark	42	Kennelly, Daniel	22
Hughes, Julia K.	8	Islam, Ariful	150	Jenkins, Mark A.	122	Justice, Mary	4	Kenner, Charmian	130
Hughes, Maggie	176	* Islam, Asma	183	Jenkins, Matt	135	* Justice, Terrence J.	3	Kennett, David R.	129
Hughes, Michael J.	8	Islam, Foyzul	182	Jenkins, Ruth	69	Kaae, Axel	33	* Kenny, Mark	142
Hughes, Penny J.	122	Islam, Jyotsna R.	156	Jenkinson, Cara	81	Kabir, Humayun	40	* Kenny, Sally I.	143
Hughes, Robert D.	199	Islam, Md N.	151	Jenks, Jim	80	* Kabir, Sandra M.	22	Kensit, Billy R.	93
Huish, Rosalind	135	Islam, Mohammed S.	98	Jenner, Emmett	27	Kabir, Syed K.U.	150	Kent, James O.K.	122
* Hull, Andy	112	Islam, Mufti A.	151	Jenner, Valerie	122	Kacouris, Helen	57	Kenton, Michael J.	106
* Hull, Matthew	161	Islam, Saima	191	Jennings, David R.	169	Kaczor, Marcin	49	Kenyon Peers, Ellen	135
Humberstone, Nick	128	Islam, Sajjadul	157	Jeraj, Samir	68	Kad, Parmod K.	106	Kenyon, David E.	29
Humphrey Jones, Eryl	116	* Islam, Sirajul	168	Jerez Antoni, David	51	Kagumya Semakula, Richard	158	Kenyon, Philip	68
Humphrey, Anton	33	* Islam, Sirajul	182	Jerome, Lee P.	81	Kaiserimam, Mohammad A.	88	Keogh, Clare S.	121
Humphreys, Elizabeth J.	50	Islam, Tarul	20	Jewell, Rick	57	Kakumanu, Amalraj	151	Keogh, Mike	137
* Humphreys, Jo	163	Ismail, Mahamed A.	182	Jewesbury, Ian	196	Kakumanu, Shashir R.	151	Keough, Richard	190
* Humphries, Guy D.R.	198	Ismail, Rakhia	112	Jewitt, Karen A.	43	Kalaam, Muhammad A.	113	Kerle, Kathryn H.	205
Hunder, Max	49	Ismail, Sarah	87	* Jewitt, Karen A.	43	Kalkhoran, Andy	51	Kerle, Phillip L.	203
Huneke, Alison M.	175	Isrolia, Javed	67	Jeyaranjan, Thavathuray	105	Kalu, Caroline	136	Ker-Lindsay, James	123
Hunt, Claire F.	157	Issa, Nas	98	Jiagotte, Rannik K.	105	Kanagasooriam, James	113	* Kerr, Caroline	121
* Hunt, James K.A.	14	Ivanov, Jean P.	43	Jiagge, Doris A.	57	Kanat, Rhian C.	27	Kerr, James W.	20
Hunt, Jonathan N.	168	Ivens, James R.S.	151	Jiggins, Susan A.	92	Kandiah, Justin	74	Kerr, Nicola J.	116
Hunt, Veronica A.	171	Ivmy, Lucy V.	74	Jimenez, Juan	33	Kandinsky, Gary M.A.	169	* Kerslake, Eleanor A.	169
Huntbach, Matthew M.	61	Iwaniak, Marta	51	Jirra, Nancy S.	35	Kane, James N.	68	Keshishian, Catherine A.	33
Hunter, Michael D.	43	Iwi, Diana C.	9	Jochim, Margaret J.	48	* Kangethe, Elizabeth	4	Kettle, Florence A.	204
* Huntington-Thresher, Samaris V. C.	27	Iyengar, Harini	67	Joannides, Chris	57	Kannan,	150	Keynes, Toby W.	43
* Huntington-Thresher, William K. E.	29	Jack, Helen M.	33	Joannides, Phivos	56	Kannan, Pras	107	Keys, John	175
William K. E.	116	Jackman, Frank John	9	Jobson, Paul M.	151	* Kansa, Suresh L.	21	* Khadim, Irfan	191
Hurdis, Benjamin J.	204	Jackson, Alison M.	116	Joce, Benjamin C.	41	Kapadia, Tarun	22	* Khaleid, Humayune R.	11
Hurer, Ertan	55	Jackson, Derek R.	150	Joel, Charles	28	Kaplan, David	80	Khalid, Abid	22
* Hurhangee, Vanessa	99	* Jackson, Howard W.	14	* Jojee, Adam	80	Kapoor, Anita	49	Khalifa, Mahammad	3
Hurren, Paul W.	15	Jackson, Lynne T.	196	* Jogia, Ameet	86	Kara, Manji	57	Sajid	
Hurst, Janet	137	* Jackson, Patricia M.	99	* Johal, Kamaljit K.	106	Karakus, Saray	86	Khalifa, Sumaiyabanu	4
Hurst, Leslie R.	50	Jackson, Robert A.	29	* John, Peter C.	168	Karasiniski, Max	33	* Khalsa, Satnam K.	106
Hurtado, Judy T.	123	Jackson, Victor H.	30	Johnson-Baptiste, Valerie	117	Karia, Sanjay	86	* Khan, Ahsan	190
* Husband, James A.	116	Jackson-Prior, Claire E.	176	Johns, Andrew D.	190	Karim, Md F.	149	* Khan, Aminur R.	185
Hussain, Afsor	157	Jackson-Roberts, Margaret A.	35	Johnson, Benjamin F.	170	* Karmel, Alex	73	* Khan, Anas A.	175
Hussain, Altaf	182	Jacobs, Doron	10	Johnson, David C.	20	Kasprzyk, Stefan A.	112	* Khan, Azizur R.	184
* Hussain, Farah K.	158	Jacobs, Geoffrey A.	9	Johnson, David J.	91	Kastrati, Arben	105	* Khan, Bernadette	43
Hussain, Kabir	183	Jacobson, Neil	68	Johnson, Donald	74	Katchi, Sara	33	* Khan, Hanif A.	106
Hussain, Mohammed A.	185	* Jaeger, Liz	163	Johnson, Fiona M.	122	* Kauffman, Allan G.	99	* Khan, Hussain S.	22
Hussain, Muhammad Z.	184	Jaffer, Saleha B.	130	Johnson, Heather M.	35	Kaufman, Victor R.	113	Khan, Imran	3
* Hussain, Mushtaq	150	Jaffer, Shahina	169	Johnson, Helen S.	91	Kaur, Mala	106	* Khan, Johar	191
Hussain, Shahaveer	183	Jagger, Rachel G.	203	Johnson, Lee	86	Kavaliauskas, Andrius	105	* Khan, Karl	11
Hussain, Talia	111	Jahan, Nilufa	150	Johnson, Luke D.	169	Kawa, Angela	82	* Khan, Koisor	106
Hussain, Tara	183	Jahedi, Walye A.	151	Johnson, Mark	35	Kay, Alexander J.	182	* Khan, Mehboob	61
* Hussain, Zulfiqar	49	Jahn, Alfred	81	Johnson, Mark P. A.	41	Kay, Desmond	121	* Khan, Mohammad M.U.	151
Husseini, Ali D.	156	* Jaigirdar, Gulam K.	185	Johnson, Michael J.	128	* Kay, Jenny	112	* Khan, Mohammed S.	3
Hutchings, Raymond W.	144	Jajeh, Laithe B.	9	Johnson, Nick	171	Kay, Juliet	27	* Khan, Monsur A.	183
* Hutton, Anne C.	11	Jakeman, Simon J.	121	Johnson, Pete	130	Kay, Lawrence B.	184	* Khan, Mumtaz	150
Hutton, Callum D.	117	Jakubiak, Anna	48	Johnson, Richard D.	176	* Kay, Maria	128	* Khan, Rabina	184
* Hyams, Louise R.	205	Jakubiak, Piotr	48	Johnson, Robert O.	21	Kaye, Oliver	136	* Khan, Shabaz	69
Hyde, Philip J.	92	* Jama, Matt	81	Johnson, Ronie	60	* Kaye, Robert P.	67	* Khan, Shaeb	150
* Hyde, Sara	111	Jama, Dominic R.	50	Johnson, Yvonne E.	51	Kazantzis, John A.	130	* Khan, Shafi	41
Hyde-Hart, Ben N.T.	184	James, Doreen M.	51	Johnson-Creek, Andrew N.	121	Kazia, Sofia	99	* Khan, Shasha	175
* Hyland, Denise	60	James, Heather L.	70	Johnston, Barbara I.	204	Keane, Michael J.	129	* Khan, Tariq A.	184
* Hylton, Orleen	22	James, Ian	92	Johnston, Daniel S.	142	Kear, David	116	* Khan, Tariq A. N.	106
* Hymas, Thomas P.D.	197	James, John C.U.	107	Johnston-Franklin, Liz	136	Kearney, Marian P.	118	Khan, Zaheer	191
* Hyrylainen-Trett, Adrian J.	128	James, Marian	177	Jollie, David M.	49	* Kearney, Stephen L.	121	Khanna, Munish	4
* Ibrahim, Emine	80	James, Mark	61	* Jones, Aled R.	203	Kearns, Anthony P.	121	Khatoon, Momota	33
Ibrahim, Tahsin	57	James, Miranda	189	Jones, Andrew M.	74	Keating, Christopher J.	129	* Khatoon, Samata	35
		James, Peter	99	Jones, Anna C.	40				
		James, Rajinder	62	Jones, Bert A.	156				
		James, Sarah	79	Jones, Bronwen E.	69				

Khatun, Nasima	150	*	Kwon, Bora	74	Lefley, John	33	*	Lo, Vincent	20	Maccougall,	80
Khela, Anu	50		Kyalya, Maureen	143	Legarda, Carmen M.	9	*	Loakes, Clyde	191	Catherine	
Khneffes, Amir	9		Kyriacou, Paul A.	170	Leigh, Dominic	130		Lobo, Brenda	60	Maccougall, William	80
* Khondoker, Roulin	112	*	Laban, Joanne L.	56	* Leigh, Jessica K.	128		Locke, Christopher E.	198	Mace, Christopher J.	14
* Khosa, Ben	163	*	Labelle, Mariette S.A.	107	* Leighton, Rachel A.	73	*	Locker, John	198	Mace, Janet M.	14
* Khurana, Anjna	113		Labrom, Joan M.	135	Leimon, Averil	137		Lockie, James	88	Macchray, Georgina C.	67
Khurshed, Imran	99		Lacey, Richard	20	Leitch, Andrew R.	73		Lodge, John M.	74	Mack, Tim	162
* Kiani, Afzaal A.	107		Lacey-Holder, Karen E.	121	Leitch, Michael A.	198		Loewenstein, Caroline A.	162	Mackay, Andrew	169
* Kiani, Hina	107		Lacey-Holland, Joseph E.	192	* Lekau, Averil	62		* Lofthouse, Jane B.	151	Mackay, Ben	9
Kidd, Andrew J.	113	*	Ladanyi, Peter S.	40	Lello, Peter J.	136	*	Loftus, Tony	51	Mackay, Elaine J.	29
Kidman, Tony	57		Lafford, George H.	50	Lemanowicz, Pawel R.	79		Loftus, Tony	51	MacKenzie, Fiona L.	130
Kiely, Timothy Patrick	183		Lage Martinez, Jordi	197	Lemberger, Regine	56		Lohendran, Logie	144	MacKenzie, George P.	81
Kilby, Gillian	80		Laguda, Joy H.	151	Lemin, Christopher C.	191	*	Lolavar, Mariam	60	Mackie, Pamela	15
Kilduff, Frank	50	*	Laing, Myrtle V.	149	Lemon, Paul D.	10		Lomas, Andrew P.	117	* Mackie, Beth	98
Kilduff, Lisa A.	49		Lake, Adam H.	135	Lemonides, Dino	55		Lomas, Mark S.	182	* Mackmurdie, Ben	111
Killick, Emma J.	199		Laker-Mansfield, Claire R.	189	Lennox, Shyam	56		Lone, Saif	74	Maclaren, Jane S.	170
Killick, Thomas	144		Lakhmana, Kuldeep K.	99	Lennox, Jenny	190	*	Long, Edward A.G.	185	Macleod-Cullinane, Barry	86
Kilsby, Jan	162		Lal, Gurmail S.	106	Leonard, Charlotte A. K.	177		* Long, Janice E.	20	Macmahon, Siobhan E.	67
Kim, Caroline E.	122	*	Lal, Gurmail S.	106	Lepe, Raphael I.	57		Long, Jeffrey W.	92	Macmillan, Richard A.	183
Kimber, Stephen F.	91		Laloblo, Caesar	81	Lepoit, Jerry	191		Longhurst, Andrew H.	92	* Macmillan, Sue	74
Kimm, Irene A.	129	*	Lalor, Hugh R.E.	117	Leroy, Linda C.	80	*	Longhurst, Josephine	91	MacNair, Rebecca S.	130
* Kind, Ben	131		Lamb, Simon	163	Less, Aicha	203		Longstaff, David	10	Macnaughton, Vanessa	171
King, Charles	40		Lambe, Sunny A.	171	Less, Iman	204		Longworth, Christine R.	73	Macneil-Brown, Jessie	182
King, James R.	35		Lambert, Bobbie	177	Lester, Adam	35		Loops, Clare	60	Macrory, John	55
* King, James R.V.	183	*	Lambert, Dominique L.	117	Lester, Rachel	129		Loosemore, John	29	Macvay, Caroline J.	30
King, Jan E.	61		Lambert, Guy	105	Letsae, Claudine	62		Loosemore, Oliver	28	MacVeigh, Joseph	93
* King, Josh	28		Lambert, Robin A.	131	Letts, Toni E.	42		Loosemore-Reppen, Gerda C.	27	Maddadi, Nimmi	106
King, Michael J.	171	*	Lambert, Stephen W.	190	Leuchars, William A.	168		Lopatynska-De-Siepowron, Dorota	81	Maddison, Emma	143
King, Mike	81		Lambeth, Daneree N.	184	Lever, Alec	161		Lorber, Paul	22	* Madhani, Rishi	33
King, Neil A.	184		Lammiman, Jean	86	Lever, Ilana S.	113		Lorber, Paul	22	* Maffei, Elizabeth	129
King, Robert	41	*	Lammin, Samantha	93	Levet, Cheryl A.	62		Lord, Mark C.	43	Mageit, Younis	73
* King, Sarah E.	168		Landau, Jonathan	11	Levidow, Les	35		Lorraine Phipps, Clare	135	Magnin, Marianne V.	204
* King, Stuart T.	43	*	Landaryou, Rita Iris	9	Levin, Ruth T.	9		Lothian, Kirsty A.	171	Magnin, Clement	8
Kinghom, Matthew A.	150		Landon, Michael S.	51	Levine, Kathy	8	*	Louki, Tony	107	Magowan, Robert	112
Kingsley-Osaiga, Abiola	129		Landy, Naomi C.	106	Levitass, Ben	79		Louvros, Annabelle H.	117	Magrath, Ian M.	27
Kingston, Ian A.G.	50		Landymore, Stephanie A.	205	Levy, Derek L.	56	*	Loveday, Mark	74	* Maguire, Mary	56
Kinnear, Eileen M.	86		Lane, Christopher A.	79	Levy, Mireille F.	69		Lovelace, Dave	15	Mahal, Rashpinder S.	157
Kinsler, Hazel M.	56		Lane, David P.	196	Levy, Pauline N.	69		Loveland, Jean	161	Mahdi, Dewan C.	3
* Kirby, Chris	62		Lane, Sandra	171	Lewer, Ian P.	199		Lovell, Richard S.	28	* Mahfouz, Bassam	50
Kirby, Geraldine V.M.	143	*	Langford, Amanda L.	204	Lewinson, Lesline P.	86		Low, Sampson E.D.	162	* Mahmood, Arshad	20
* Kirby, Linda C.	143		Langleben, Adam M.	11	Lewis, Al	73		Lowe, Don T.J.L.	106	* Mahmood, Asim	191
Kirk, Ekaterina	35		Langley, Aidan L.	150	Lewis, Claire V.	79		Lowe, Karen S.	136	* Mahmood, Tariq	50
Kirk, Matthew J.	34		Langley, Dean C.	100	Lewis, Clive D.	128		Lowe, Vincent	118	Mahmud, Loretta K.	79
Kirk, Russell J.F.	205	*	Langley, Rowan N.C.	86	Lewis, Daniel	117		Lowing, Matthew G.	144	* Mahmud, Saima	190
* Kirsch, Andreas	121		Langstead, Brenda M.	15	Lewis, Elinor C.	69		Louston, Joanna R.	190	Mahoney, Nick	10
Kissane, John C.	157	*	Lanning, Rebecca A.	142	Lewis, Emma L.	60		Lubbock, John W.S.	131	Mainds, Cathleen	34
Kissin, Ashley S.	156		Lannon Polner, Haude J.R.	204	Lewis, Glyn	3		Lucas, Matthew J.	42	Maines, Chris	135
* Kitchen, Genevieve V.	149	*	Lant, Bethan A.	184	Lewis, John D.	22	*	Lucia-Hennis, Geraldene A.	14	Main-Ian, Bill	177
Kitchen, Simon J.	170		Lappage, Bernie	56	Lewis, Martin E.	144		Luck, Gabriel	143	Major, John R.	98
Kitsis, Roger	111	*	Lari, Sina	56	Lewis, Michael J.	60		Luck, Lesley A.P.	111	* Major, Russell J.	142
Kitson, Clyde	189		Latchford, Dale	169	Lewis, Oliver	34		Ludford, Sarah A.	111	* Makin, Russell J.	142
* Klein, Aharon J.	69	*	Latham, Catherine	60	Lewis, Oliver J.	41		Ludlow, Janet I.	182	Maktari, Lobna A.	122
* Klute, Martin	113	*	Latham, Sarah	21	Lewis, Pancho	205		Ludwin, Jola	50	Makurah, Edwin	162
* Knight, Cedric V.F.	158	*	Latif, Abdul	144	Lewis, Richard A.	99		Lufkin, Richard D.	69	* Makwana, Heena	98
Knight, Christopher W.	116		Latif, Amer N.	144	Lewis, Roger O.	137		Lui, Jonathan	112	* Makwana, Pushpa D.	150
Knight, Ekaterina	20	*	Latimer, Robin	113	Lewis, Sarah R.	27		Lukes, Sue	112	* Malcolm, Gary	51
Knight, Kyle	197	*	Lauder, Lorraine	169	Lewis, Simon J.	128		Lumby, David K.	204	Malik, Abdul	182
* Knight, Promise C.	22	*	Lauder-Atkins, Madeleine C.	86	Lewis-Holmes, Elly	105		Lumsden, Ashley G.	130	Malik, Cosette	142
Ko, Emma W. K.	22		Laughton, Dawn	10	Lewis-Lavender, Brian E.	144	*	Lumsden, Donna R.M.	4	Malik, Hina	107
Kochaj, Rafael M.	98	*	Lavender, Michael D.	56	Lewis-Lavender, Gilli	144		Lunat,	67	* Malik, Iman	105
* Kohler, Paul C.	144	*	Lavery, Eddie	98	Liberadzki, Stefan P.	69		Mohamednasar	67	* Malik, Khulique A.	105
Kohler, Tamara X.J.	144		Lawal, Ramota	92	Lichtenstein, Vivian A.	205		Lunat, Amina	67	* Malik, Munir M.N.	14
Kolade, Olaoluwa	41	*	Lawrence, Bettina J.E.	137	Lidbetter, Katrina M.	123		Lunat, Amina	69	* Malik, Nisar A.	107
Kolczynska, Anna M.	49	*	Lawson, Adam S. G.	67	Liddle, Scott D.R.	131		Lunat, Imtiyaz	69	Malik, Shahnaz S.	190
Komor, Miroslaw	48	*	Lawton, Anna	79	Liddle, Scott D.R.	131		Lunat, Mohammed H.	68	Malik-Smith, Aisha N.	15
Konechni, Sasha	40	*	Laytoo, Padmanie	82	Lidlet, Lisabeth J.	130		Lunat, Salma	70	Malillos-Cabezas, David	92
Korchien, Diana	189	*	Layzell, Kevin H.	91	Lilley, Patrick E.J.	205		Lunat, Yasmin	68	Malin, Sally	105
Kornbluh, Isaac	67	*	Lea, Nigel	191	Lim, Mark C.Y.	111		Lunat, Yusuf	69	Malins, Richard W.	130
Kosta, Peter	116	*	Leaf, David	14	Limbajee, Khevyraj	190	*	Lury, Rebecca A.	170	Malique, Abdul	33
Kotecha, Resham	99	*	Leatherbarrow, Angelina	91	Linden, David A.	197		Lusher, Peter A.	9	Maliyadde, Ran M.	106
Kothari, Davi	35	*	Leaver, Timothy	56	Lindl, Joshua D.	149		Lusuardi, Carlo	48	* Mallory, Jim	136
* Kothia, Sadiq Y.	157		Lecka-Wuni, Agnieszka I.	20	Lindsay, David C.	117	*	Ly, Keith	56	Malone, Brendan J.	56
Koufalitakis, Michail	92		Lecluse, Thibaud E.R.	81	Lindsay, Fern C.	129		Lyle, George	185	Mammatt, Liz	105
Kousoulou, Garry	56	*	Lee, Alexander	88	Lindsay, Kirsten S.C.	170		Lyle, Kenneth	151	Mamun, Mohammad A.A.	184
Kovacs, Frank	116	*	Lee, Andrew J.	137	Lindsey, Joshua	128	*	Lymmer, Kate	27	Manalo, Maria	9
Krajewski, Andrzej	69	*	Lee, Gay	128	Linforth-Hall, Maria R.V.	171	*	Lynch, Anna S.	68	Manasseh, Jill	117
Krakowiak, Peter J.	56	*	Lee, Gillian	61	Ling, Philip	143		Lynch, Dan F.	197	Mandich, Paul	57
Krasniqi, Klevis	9	*	Lee, Graham J.	99	Lingard, Robert	35		Lynch, Edward S.J.	151	Mandich, Sunny	34
Krishna, Shashank	33	*	Lee, Joseph	86	Linnette, David R.	162		Lynch, Helen K.	149	Manik, Abdul	183
* Krupski, Louise	137	*	Lee, Nicholas G.	98	Linnie, Andrew J. E.	20		Lynch, Michelle	10	Manish Wankhade, Archanha	3
Ksiazkiewicz-Tylka, Danuta	55		Lee, Shealan M.	197	Linton, Bill	57		Lyons, Anton I.N.	189	Mann, Amrit	106
Kuha Kumaran, Kanagasabaapathy	88	*	Leech, Jason	168	Linton, Sara L.	198		Lyons, Duncan J.A.	198	* Mann, Andrea E.L.	203
Kukaj, Malwina M.	107	*	Leeming, Richard M.	168	Lish, Shaka	23		Lyons, Gerard	189	* Mann, Eliza P.	169
Kumalinga, Chishala T.	149	*	Lee-Parsons, Helen	163	Lishmund, Helen E.	42	*	Lyons, James O.	68	* Mann, Gabrielle	112
Kumar, Ashok	92		Lee-Phakoe, Carleene	151	Lister, Sophie	163		Lyons, Jane B.	168	* Mann, Gurmit K.	50
Kumar, Sara	51	*	Lees, Michael J.	11	Lit, Serena T.	107		Lyons, Joseph A.	169	* Mann, Maya	60
Kumar, Seema	48	*			Lithgow, Jane A.	149		Lyons, Kevin M.	183	* Mann, Rajinder S.	50
Kumar, Vishal	106	*			Little, Bob	51		Lyons, Stuart D. S.	62	* Mann, Stephen J.	40
Kumaravel, Surya	35	*			Littlejohn, Sally	189		MacArthur, Samantha	143	Mannan, Abdul	182
Kumari, Anupama	40	*			Littlewood, Robert C.	157	*	Macauley, Caroline J.	57	Mannes-Abbott, Guy	170
Kumpeson, Lucky N.	123	*			Livett, David G.	28		Maccauley, Edith J.	143	Mannion, Michael	143
Kuo, Steven	86	*			Livingstone, Richard J.	170	*	Macdonald, Alice	169	Manro, Shital V.P.	51
Kurten, David M.	15	*			Lloyd, Chris	61		Macdonald, Andrew J.	51	Mansell, Charlie	175
* Kuye, Olumuyiwa A.	70	*			Lloyd, John R.	137		Macdonald, Duncan C.	10	* Mansell, Margaret R.	41
Kwasnik, Marzena I.	68	*			Lloyd, Tony	136				Manser, Roger J.	170
Kwilecki, Nick	144	*			Lloyd-Harris, Amanda	74					

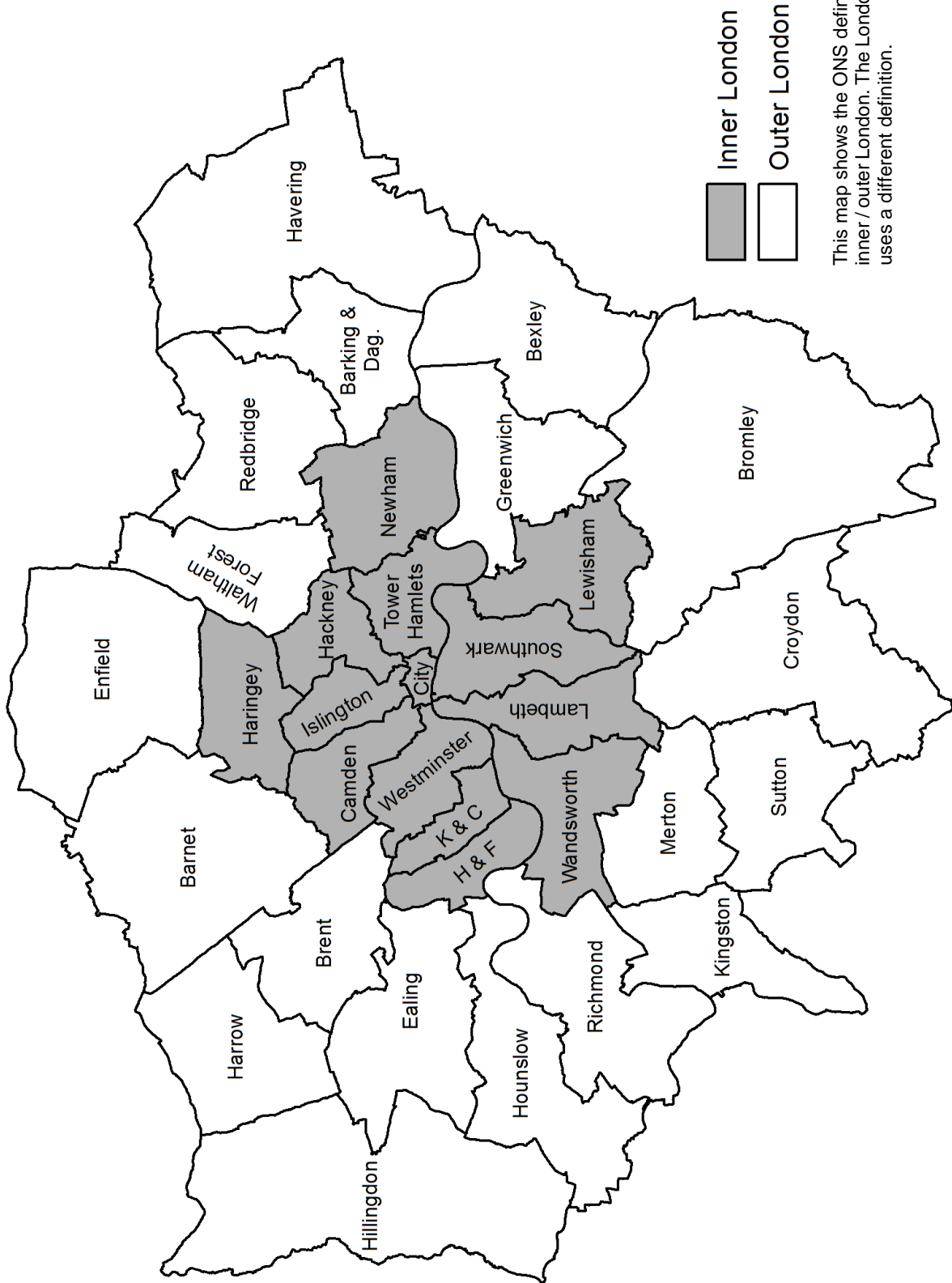
* Mansfield, Katie	162	* May, Christine	61	McKenzie, Winston T.	43	Mieville, Vanessa A.	196	Mooney, Ann	100
Mansfield-Williams, Guy O.	156	May, Georgia	81	McKeown, Donna L.	106	Mihelic, Sonia A.	116	* Moore, Alison	9
Manson Jones, Rebecca	136	May, Ian B.	106	McKernan, John	91	Mikolajewska, Diana M.	69	Moore, Darren R.	50
Mansook, John	22	Maycock, John B.	49	McKibbin, Dermot A.	30	* Milani, Ali R.	98	* Moore, Fiona C.	60
Mansuri, Farhanaz	4	Maydew, Sabrina-Provence A.	197	McKie, Guthrie K.	203	Milaszkiwicz, Mark	33	Moore, Hilary C.	136
Manta, Wesley M.B.	157	Maydon, Benji	55	McKinley, James D.	9	Milch, Gerald L.	74	Moore, Jack	122
Mapleston, Richard E.	55	Mayers, Guy	118	McKinney, Susan E.	197	* Miles, David S.	4	Moore, Norrette P.	99
Marah, Maxwell L.	149	Mayers, Josie	116	McLachlan, Kirstie	49	* Miles, Jeremy	88	Moore, Peter J.	27
Maras, Sukhdev S.	105	Mayers, Marcus	135	McLaren, Matthew J.	57	Millar, Michael	168	Moore, Sophia	21
* Marcel, Brian A.	161	Mayhew, Edwyn D.	91	McLean, Charlene	151	* Millard, Jim	162	Moores, Edward J.	21
Marchant, Sam S.G.	14	Maynard Jones, Justin H.	205	McLean, Nicholas M.	142	Millard, John F.	91	Moraczewski, Marcin M.	144
Marczynski, Marek D.	191	Maynard, Vernon A.D.	130	* McLeish, Lloyd E.	21	* Millbank, Joan	137	* Moral, Annie	176
Marder, Barnaby	162	Mayne, Cat	98	McLennan, Margaret A.	21	Miller, Alan B.	50	Moran, Carl P.	106
* Mardner, Clive	60	Mayorcas, Ruth S.	108	McLeod, Maurice S.A.	197	Miller, Alison F.	62	Moran, Danny	161
Margolies, Eleanor P.	171	Maze, Brian I.	150	McLeod, Sandra J.	70	Miller, Cath	137	Moran, Jack N.	105
* Marikar, Kairul	88	Mbachu, Anna	190	McLoughlin, Carmel B.	117	Miller, Fay L.	105	Moran, Paul N.	105
* Markham, Michael J.	99	* Mbang, Dominic K.	62	McLoughlin, Michael J.	177	Miller, Keith	42	Morant, Katie	91
Marks, Lucy	9	Mbogga, Richard	61	McLoughlin, Michael J.	177	Miller, Krystal L.	142	Morck, Virginia A.	118
Marks, Melvyn W.	156	McAlister, Sarah J.B.	143	* McMahan, Anthony J. C.	67	Miller, Margo D.	34	Morgan, Gareth	80
Marks, Robin C.	8	* McAllister, Patricia	204	McManus, Becci R.J.	14	* Miller, Sally A.	91	Morgan, James H.	205
Marks, Sarah	112	* McAlmont, Anthony B.	151	McManus, Patrick R.	175	Miller, Sheree V.	151	Morgan, James P.	69
Markwell, Nicholas R.	49	McAnena Wood, Gail	33	McMillan, Toby C.	118	Miller, Simon J.	191	Morgan, Jane E.	190
* Marlow, Christopher D.	28	McArdle, Jacqueline M.	93	McMinnies, Stephen M.	111	Miller, Suzanne J.	60	Morgan, John J.	79
Marlow, David J.	162	* McAsh, James R.	169	McMorrow, Henry F.	128	Miller, Tom	23	* Morgan, John R.	99
Marlow, James	11	McAuliffe, Tilly	20	McMurtrie, Andrew	136	Miller, Tony	49	Morgan, Lumumba M.	69
Maroney, Mick	27	McBride, Nathaniel J.W.	117	McNab, Andrew J.	4	Miller-Holland, David W.	98	* Morgan, Peter L. W.	30
Marotta, Gino M.	177	* McCabe, Peter J.	144	McNally, Lawrence F.	22	Miller-Howe, Shonte L.	21	Morgan, Philippa R.	67
* Marquis, Sarah-Louise L.	20	McCallum, Hamish G.	169	McNally, Tim	170	Millican, David	50	Morgan, Rhodri D.E.	198
* Marriott, Julianne	149	McCann, Diana M.	198	McNamara, Christine L.	28	Millican, Heather	50	Morgan, Sian E.	204
Marriott, Kieran	80	McCarthy, David G.	191	McNamee, Anthony T.	168	Millman, Gillian	42	Morgan-Ash, Richard	56
Marriott, Michael H.	29	* McCarthy, Michael A.	3	McPartlan, Tony	28	Mills, Alistair D.	61	Morgans, Natalie C.M.	123
Marsden, Alasdair	116	McCarthy, Naomi	190	McQueen, Catherine	33	Mills, Andrew T.	142	* Morgan-Thomas, Daniel H.	80
Marsden, Robin M.	121	McCarthy, Niamh	73	McQueen, Oliver	183	* Mills, Douglas S.	99	Morgan, Raymond P.	92
Marshall, Alison H.	112	McCarthy, Paul G.	177	McQuillan, Eve J.	182	* Mills, Julie A.	117	Morzur-Brunner, Antoine P.	171
Marshall, David	28	McCartney, Sarah	50	McRae, Alex	57	Mills, Margaret M.T.	161	Morjana, Mala	87
* Marshall, John L.	9	* McCausland, Piers C.	196	McRandal, Edward	80	* Mills, Richard J.	98	Morley, John B.	116
Marshall, Patricia M.	61	McCawley, Ian R.	16	McShane, Liz	79	* Mills, Victoria L.	170	Morris Bullock, Bryony H.	42
Marshall, Peter C.C.	116	McCole, John	105	McVeigh, Sophia A.	116	* Millson, Stuart R. L.	42	* Morris, Adele D.	168
* Marshall, Quentin N.J.	116	McConnell, James D.H.	15	Meaby, Charles	151	Millward, Nicholas P.	183	Morris, Catherine C.	41
Marshall, Will	73	* McCooy, Jaymie R.	15	McP.G.	149	Milne, Andy	56	* Morris, Liz	80
Martin, Bill	112	McCoy, Jayne L.	177	Meahy, Khattija S.B.	149	Milner, Gareth J.	136	Morris, Mark	137
Martin, Cayla	100	* McCracken, Robert	33	Medicott, Diana G.	57	Miloro, Piero	142	Morris, Milton	68
Martin, Darren	67	McDermott, Sarah C.	197	Medway, John R.	129	Milton, Jane E.	35	Morris, Richard J.	196
Martin, David	27	* McDermott-Hill, James D.	176	Meek, Alice M.	112	Minott, Azzees D.	93	Morris, Rupert A.C.	170
* Martin, Dee	50	McDonagh, Edward	169	Meerabeau, Elizabeth	122	* Mir, Hina	106	Morris, Sarah F.	135
Martin, Helen	175	McDonagh, Gay	175	Mehrbani, Shaida B.	107	Mirhashem, Ali	176	Morris, Stephen J.	74
Martin, Janet	60	McDonald, Alan J.	196	Mehta, Smrita V.	20	Mirza, Riaz A.	150	Morrish, Annie	107
Martin, Kelly	100	McDonald, Ian R.	122	Mehta, Viral R.	40	Mirza, Sadia	192	Morrison, Ann	177
Martin, Liz	177	McDonald, James J.	69	Meikiejohn, Christina L.V.	49	* Misir, Robby	93	Morrison, Loana E.	169
Martin, Maureen	136	McDonald, Kevin P.S.	99	Meldrum, Jackie	129	* Mistry, Hema	22	Morrison, Pauline	135
Maud	170	McDonald, Margaret T.	100	Mele, Florence	197	Mistry, Kanta	22	Morrissey, Dafydd H.	129
Martin, Nick	170	McDonald, Peter L.	100	Melican, Joyce H.	177	Mistry, Ramila	20	Morrissey, Honora M.	10
Martin, Philip G.	91	McDonald, Strachan D.	197	Mellor, Nadine C.	113	Mistry, Vaibhav	106	* Morrissey, Joy I.	49
Martin, Sam	74	McDonnell, Brian T.	111	Mellors, David H.	9	* Mitchell, Alan J.P.	106	Morrow, George W.	20
Martin, Tom	74	McDougall, Catriona E.	111	Melvin, Carol	99	Mitchell, Andrew D.	50	* Morrow, Matt	62
* Martins, Oluwale	4	McEntee, Fergal J.	87	Membership, York	161	Mitchell, Andrew M.	168	Morse, Daniel G.	198
* Maru, Ajay	8	McEvoy, Angie	56	Mendonca, Silvia A.	192	Mitchell, Beth	143	* Morse, John V.	99
Maruziva, Leslie R.	128	McGannon, Mac C.E.	15	Menon, Sheila	68	Mitchell, David	57	Mortimer, Valerie	80
* Mashari, Roxanne	23	McGawn Lees, Beatriz	162	Mercer, David	67	Mitchell, John W.	50	* Morton, David	73
Maske, Lauren	189	* McGeeary, Christine A.	92	Mercer, Ryan J.	198	Mitchell, Jonathan S.	168	Moscowici, Valentine C.M.	204
* Maslin, Paul	137	McGeary, Paul S.	91	Merrison, Julia S.	88	* Mitchell, Louise	189	Moseley, Rommel	191
Maslin, Philippa Z.	144	* McGeevor, Kate	55	Merrigan, Amy M.	197	Mitchell, Paula J.	69	Moses, Rebecca A.A.	144
* Mason, Angela	33	McGeovor, Sophie	135	Merrill, Darren J.	170	* Mitchell, Peter	82	* Moshenson, Amir	86
Mason, Caroline	74	McGeown, Mary B.	135	* Merrill, Sarah J.	62	* Mitchell, Timothy	205	* Moshi, Philip	161
Mason, Cliff	176	McGinety, Peter	144	Merrill, Darren J.	170	* Mithani, Vina V.	87	* Mosley, Jennie	128
Mason, John	34	McGoun, Daniel J.	49	Merrill, Sarah J.	62	Mitra, Bhaskar	79	Mosley, Louis	68
* Mason, Pat	117	McGowan, Benedict P.	196	Merrin, Richard	34	Mitra-Thakur, Bernadette	107	Moss, Craig	189
* Mason, Peter E.J.	51	McGowan, Mike	80	Merry, Paul J.	158	* Mitra-Thakur, Kinsuk B.	105	* Moss, John J.C.	191
Mason-Rutherford, Mary L.A.	198	McGrath, Becket J.	67	Meskill, Dan	51	Mitton, Alastair M.B.	49	Moss, Lorraine	91
Masood, Mohammad	197	McGrath, Simon	142	Metcalfe, Roger S.	162	* Mittra, Arjun K.	9	* Moss, Mike	81
Massey, Jane	87	McGreevy, Nuala	60	Metzger, Maureen	162	* Mnihi, Sabah	8	* Mote, Charles C.	87
Masson, Isha	98	* McGregor, Gerald A.R.	105	Miah, Abjol	184	Moema, Sem	68	* Mote, Janet T.	86
Masters, Dominic	73	McGuinness, Ed	112	Miah, Ahabab	185	Mogul, Mike	41	Motileb, Lorraine	118
* Masters, Marianna	130	McGuirk, Kath	10	Miah, Ana	184	Mohammad, Nadir	98	Motileb, Mark J.	118
* Masters, Susan	150	McGuirk, Mary P.	9	Miah, Atab	184	* Mohammed, Irfan	128	Mott, Stewart A.	92
Matenaers, Christian A.	8	McGuirk, Sheila	117	Miah, Bob	177	* Mohammed, Shaban	149	* Mottau, Chris	170
Mathers, Dale	131	* McGregor, Gerald A.R.	105	Miah, Giasuddin M.	3	* Mohan, Karam C.	49	* Moulton, Onogh J.	145
Mathers, Jannet	60	McGuinness, Ed	112	Miah, Helal	183	* Mohan, Monica	3	Moulton, Thomas S.G.	143
* Mathers, Stuart P.	100	McGuirk, Kath	10	Miah, Jemima	191	* Mohan, Sunaina	4	Mouncey, Penny	177
Mathis, Benjamin D. D.	69	McGuirk, Mary P.	9	Miah, Mohammad H.	184	* Mohan, Vidhyacharan R.	41	Mouncey, Phil	177
Mathys, Wendy G.L.	177	McGuirk, Sheila	117	Miah, Mohammed A.	184	* Mohindra, Gotz	205	Mousoulides, Sophia	93
Matos, Kate	29	McHale, Calum	87	Miah, Mohammed M.	182	* Mohir, John A. W.	70	Moustafa, Rachel	98
* Matthey, Nick	175	McHugh, Alexander C.S.	197	Miah, Mostakin	189	* Mohir, Susan J.	70	* Mowatt, Lucy A.	196
Matthew, Marcel P.	69	* McIlveen, Robert	27	Miah, Puru	183	Mole, Christian R.	27	* Moyeed, Khaled	80
Matthews, Eleanor J.	182	Miah, Rois	151	* Miah, Shaista	203	Moleman, Jason M.	9	Mudge, Gina	177
Matthews, Elizabeth J.	144	Miah, Syed A.	183	Miah, Syed A.	183	Moles, Jonathan M.	41	* Muggleston, Barry	86
Matthews, Heather J.F.	51	* Michael, Alexa C. A.	27	Michael, Sharmista	110	* Moll, Rebekah J.	122	Muhammed, Alan S.	111
Matthews, Taylor R. C.	29	Michalos, Christina A.D.	112	Michael, Sharmista	110	Moloney, Colum	21	Muir, Graham P.	74
Maurice, Alison R.	22	Michel, Carl Heinrich	118	Michalos, Christina A.D.	112	* Money, Elisa	99	Mukadam, Mubin	8
* Maurice, Michael D.	21	Middleton, Paul A.	93	Middleton, Philip	112	* Money, Peter F.	98	Mukadam, Quresh S.	143
Maurice-Jones, Leon	130	* McKee, Anne	161			Monk, Angharad M.A.	116	Mukasa, Isaac	4
Mawdsley, Paul M.	130	McKeever, Stephen	143			* Montrose-Francis, Danielle	131	* Mukit, Mohammed A.	185
* Maxwell, Yvonne	68	McKeever, Trevor R.	93			Moon, Christian	150	Muldoon, Francis T.	184
		Mckenzie, Claydon	68			* Moon, Graham A.	14	Muldoon, John M.	137
		McKenzie, Kay	149					* Mulholland, Jenny	34

* Mullane, Margaret	4	Neville, James	68	O'Flynn, Sarah K.	122	* Orhan, Ayfer	56	Parry, Bryan A.J.	49
Mullaney, Laura J.	177	* Neville, Terence	56	* O'Halloran, Una	111	Ormiston, Jim	34	Parsad, Nathan P.	204
Mulley, Brian	122	New, Andrew G.	204	O'Shea, Neil E.	81	* Ormrod, Hayley E.	144	Parsley, Ed	176
Mulliner, Madge V.	93	Newall, Russell C.	130	O'Shea, Stephen J.R.	184	Ormrod, Michael	143	Parslow, Kevin G.	189
Mullins, Theresa M.	50	Newall, Wendy	130	* O'Sullivan, Gerald F.	93	* O'Rourke, James M.	190	Parson, Djeutane	151
Muman, Mo	49	Newbrook, Jill	34	* O'Sullivan, Mick	111	Orr, Paula R.	171	Partridge, Derek W.	170
Mumby, Will	117	Newbury, David B.	81	O'Sullivan, Zoe	113	* Osamor, Ishmael	81	Pascall, Will	118
Munasinghe, Leonard	55	Newby, Christian	68	* Oakeshott, Veronica	149	Osayomi, Ade A.A.	16	* Paschoud, Jacq	135
* Mundy, Aidan M.	143	Newby, Mark G.	128	Oakley, Giles	161	Osborn, John	105	* Paschoud, John	137
Munoz Moreno, Antonio E.	182	Newell, Becki	129	Oakley, Paul J.	135	* Osborn, Paul	87	* Pascoe, Jane	175
Munro, John P.	171	* Newens, Margy	168	Oates, Alexander R.	69	Osborn, Rose	22	Paskaralingam, Ananthi	
Munro, Matilda A.Z.	184	Newhall, Diana M.	21	Oates, Mark A.	20	Osborn, Thomas C.	69	Pasola, Ann	198
* Munur, Cafer	14	Newhall, James A.	21	Oates, Zoe C.	69	* Osei, Nareser	151	Passande, Martin	135
* Murphy, Eoghain L.	203	* Newman, Anthony J.	44	Obasi, Ukonu E.	190	* O'Shea, Catherine E. S.	69	Pastides, Alice P.	157
Murphy, Jenny	61	Newman, Benjamin S.	33	* Obaze, Victoria N.	185	* Osho, Yemisi	191	Paszkwicz, Anna	20
Murphy, Luke S.	129	Newman, Dorothy H.	203	Obedencio, Raymundo	10	Osman, Yusuf A.	43	Pate, Lisa M.	8
Murphy, Matthew J.	15	Newman, Henry	33	Obedencio, Raymundo A.	79	Ospreay, Sue P.	93	* Patel, Anjana	86
Murphy, Niall J.	100	Newman, Paul C.	177	Oberai, Savinder	22	Osterreicher, Sylvia	106	Patel, Ashok K.	22
Murphy, Oliver P.	49	Newman, Winky	151	Obikoya, Olasupo A.	28	* Ostrowski, Eva	80	* Patel, Dilipkumar S.	92
* Murphy, Patrick	151	Newport Gay, Nathan	169	Obiri-Darko, Esther	197	O'Sullivan, Michael	40	Patel, Hamir	111
* Murphy, P.J.	73	Newson, Georgina T.	205	* O'Brien, Damian	169	Oswell, Gillian D.	98	Patel, Jayanti	22
Murphy, Stephen	192	* Newton Dunn, Bill	162	O'Brien, Joan S.M.	189	Oswell, John L.	98	Patel, Jyotshna	23
* Murphy-Strachan, Angella	86	Newton, Andrew P.	62	O'Brien, Michael	118	Oulds, Robert	108	Patel, Kirankumar R.	150
Murray, Brenda	135	* Newton, Caroline	14	O'Brien, Susan C.	99	Ovayolu, Erol	55	Patel, Kushal K.	130
Murray, David N.	177	Newton, Eileen F.	105	O'Brien, Teresa A.	176	Ovenden, Rodney G.	128	* Patel, Mashullah	150
Murray, Hannah J.	106	Ngan, Larry	22	* O'Brien, Rory P.	196	* Oviiri, Oni	42	* Patel, Milii	21
* Murray, Joshua M.	21	* Ngongo, Michelline	112	O'Broin, Rory P.	196	Owen, Frances	117	* Patel, Mohmed S.	157
Murray, Keith J.P.	151	Ngoy, Bupe	142	Ocampo, Martha	21	Owen, Jonathan R.	116	* Patel, Nail	177
Murray, Patrick T.	92	Nicholas, Sam A.	198	Ocansey, Charles K.F.	144	* Owen, Tony	29	* Patel, Nisha D.	93
* Murray, Wilhelmina M.	23	Nicholls, Sarah	35	Ocansey, Teresa	144	* Ower, Ronald F.C.	94	Patel, Nishit	87
Murry, Peter R.	23	Nichols, Daniel A.	92	Ochere, Jason A.E.	171	Owoade, Deborah A.	105	* Patel, Primesh	88
* Murtagh, Timothy J.	49	Nichols, John J.	62	* O'Connor, Charles R.K.	117	* Owusu-Addai, Cynthia	149	* Patel, Prithesh	86
Murtas, Salvatore	199	* Nicholson, Guy	68	O'Connor, Charles R.K.	117	Oxford, Christopher A.	143	* Patel, Ramesh	22
* Mushiso, Ron	108	Nicholson, Lawrence J.	33	O'Connor, Deirdre C.	42	Oxley, Daniel C.	149	* Patel, Reema	8
Mustaqim, Muhammad A.	184	Nicholson, Mark A.	177	* O'Connor, Erik E.E.	168	Oxley, John M.	151	Patel, Rohan B.	23
Mustoe, Sarah J.	170	Nicholson, Suzette	161	O'Connor, Rhian	61	* Oyken, Ahmet	56	Patel, Sachin	161
Muswell, Pete	111	Nickolay, John W.	88	O'Connor, Rhian	61	* Ozaydin, Sabri	57	Patel, Sachin	8
Mwanga, Akram	149	Nickolay, Lily J.	88	O'Dame, Eunice	42	* Ozsen, Muharrem C.	69	* Patel, Salim	150
Mycroft, Joseph K.	182	Nicodemi-Ehikioya, Marzia A.	43	Oddy, Barry J.	91	Pabla, Natasha M.	158	Patel, Shivalee	100
Myer, Andrew	112	Nicol, Nik	168	Oddy, Rebecca L.	91	Packard, Linda M.	184	Patel, Shireena	34
Myhill, Carl S.	123	Nicoll, David J.	15	* O'Dell, Phillip	88	Packer, Karen A.	156	Patel, Surendra	86
* Mylod, John C.	93	Nicolov, Jane A.	113	Odiete, Ethel O.	151	Packer, Richard	169	Patel, Swati	88
Mynott, Sarah L.	131	Nieora, Alex	50	O'Donnell, Craig W.	48	* Padda, Swaran S.	49	Patel, Vikas	20
Mytton, David J.	117	Nix, Rashid	128	O'Donohoe, James	74	* Paddle, Glenda S.	4	Paterson, Ian A.	191
Mytton, Thomas E.J.	129	Nixon, Eugene P.	27	Oduja, Folasade O.F.	16	Padro, Joan E.	22	Paterson, Michael C.J.	142
Nabudde, Rachel	149	Nnorom, Ace	41	Odze, Chaya S.	67	Page, Angela	27	Patent, Gemma M.	40
Nabukeera, Stella	43	Noakes, David	168	Odze, Harvey	69	Page, Ann M.	175	Paton, Calum J.	123
Nacmanson, Paul E.	163	Noble, Carole A.	116	O'Farrell, Trevor	33	Page, Daniel J.	144	Paton, Terence J.	121
Nageye, Abdi	57	Noble, Kate	131	Offer, Laura	191	Page, Jonathan R.	184	* Patrick, Sharon R.	69
* Nagpal, Kamaljit K.	51	* Noble, Matt	203	Offord, Steve	60	Page, Robert W.	112	Pattem, Vivian	4
* Naheerathan, Kana	22	Noble, Stephen M.	80	Offside-Keivani, Lainya G.	48	Paice, Liz	48	Patten, Tara	33
Naidu, Vijay	137	Nolan, Suzanne M.	158	O'Flynn, Colm M.	197	Pain, Garry L.	92	Patten, Timothy R.	48
* Nail, Nadia E.	116	Noman, Md Abu	3	O'Flynn, Matthew E.	43	Painter, Jake A.	111	Pattenden, Mark S.	60
Nair, Aruna	21	Noone, Aoife	43	O'Fodun, Philomena I.	43	Paling, Christopher	130	Pattenden, Scott C.	28
Nally, Steven P.	130	Noor, Mohammed K.	156	Ogden, Carita M.	178	Pallen, Eileen P.M.	14	Pattenden, Scott C.	28
Namwanje, Rosette P.	149	Norbrook, Hamish T.E.	143	Ogden, Caroline	198	Pallet, Christopher J.	158	Patten-Walsh, Tyrone J.	93
* Nandha, Param	176	* Normal, Philip T.	129	Ogiehor, Julia	80	* Pallis, Samuel R. I. A.	67	Patterson, David	196
* Nandhra, Prakash	88	* Norman, Elaine	157	Ogier, Sophie	21	Palmer, Andy	8	* Patterson, Luke	23
Nandivelugdu	150	* Norman, Stephen P. H.	9	O'Gorman, Luke	105	Palmer, Carol	91	Patton, Eliane	142
Ravindrareddy		Norman, Thomas D.	196	Ogun, Ebru	61	* Palmer, Jane I.	98	Paul, Adrian D.	15
Nangia, Deppali	117	* Norman, Thomas D.	196	Ogunbadewa, Timi	135	Palmer, Liam B.	70	Paul, Helena	35
* Naqvi, Amar	8	Norona, Ivanhoe	60	Ogundayo, Mabel D.	15	Palmer, Marina J.	117	Paul, Robin	87
Naqvi, Syed B.R.	3	* North, Angela T.	177	* Oguzkani, Deniz	69	* Palmer, Matthew R.	117	* Paul, Terence M.	151
Naqvi, Syed M.A.R.	4	North, Fernando	184	* O'Halloran, Sue	9	Palmer, Rita G.S.	161	Paulino, Vic	176
Naqvi, Syed N.R.	3	North, Janice	23	* O'Hare, Nick	14	Palmer, Susette S.	8	Pavankumar, Pavan	8
Nardi-Hiebl, Stefan	204	North, Lloyd L.	117	* O'Keefe, Michael J.	60	Palmer, Tammy	79	* Pavey, Michael J. C.	20
* Narenthira, Nagus	8	* Norton, Charlotte-Louise V.	184	O'Keeffe, Peter	176	Panayi, Adele J.	56	Pawlyn, Kelly	34
Nash, David	87	* Okereke, Anthony C.	62	Okenla, Peter	176	Panchardcharam, Kresan	3	Pawlyn, Michael W.	34
Nash, Elizabeth J.	162	Okoi, Ifeyinwa F.	185	* Okereke, Anthony C.	62	Pandya, Rajendra	121	Payne, Elizabeth	81
Nash, Luke E.	50	Okparaocha, Edith I.	168	Okoyu, Abdullah	175	Pandya, Raksha	87	* Payne, Emily V.	203
Nasim, Syeda E.	185	Okuyucu, Abdullah	175	Olad, Awale M.	34	Pandya, Vrajeshkumar M.	107	Payne, Geoffrey G. J.	68
Nasmyth, Constance	149	Olaf, Wendy E.	170	Olaifa, Olakunle A.	157	Pang, Jennifer	199	Payne, Matthew W.	142
* Nathan, Matt	111	Olaifa, Wendy E.	170	Olaifa, Olakunle A.	157	Pangbourne, Thomas C.T.	163	Payne, Roger M.	190
* Nathanson, Louise R.D.	197	Olayi, Alice	149	Olech, Susan	199	* Papier, Benzion	69	Payne, Samuel	81
Natrajan, Rebecca	44	Oleche, Susan	199	Olende, Christine J.	192	* Pappu, Mohammed I.M.	182	Peacock, Norma	116
Naughtie, Andrew	34	Olendi, Christine J.	192	Nundy, Simon J.	74	* Parker, Jeremy D.	49	Peacock, Sheila	80
Naulls, Stephen R.	74	Olis, Victoria E.	169	* Olisa, Victoria E.	169	* Parker, S.J.	108	Pead, John L.	28
Navarro-Weitzel, Ilona	30	Oliver, Yann H.	27	* Oliver, Yann H.	27	* Parker-Smith, Felix	62	Peake, Arthur P.	137
Nawaz, Aniq A.	106	Ollier, Alexander T.	8	Ollier, Alexander T.	8	Parkes, Jo	129	Peake, Nigel J.	30
Naylor, Thomas	74	Oliszewski, Caesar	30	Oliszewski, Caesar	30	* Parkhouse, Josie C. M.	27	Pearce, Anne M. D.	8
Neadley, Andrew	69	Oliszewski, Richard	53	Oliszewski, Richard	53	* Parkin, Kevin L.	168	Pearce, Daniel C. A.	55
Neal, Kirsty	43	Oluwole, Adegboyeja O.	4	Oluwole, Adegboyeja O.	4	* Parkin, Andrew	33	* Pearce, Dennis	144
* Neal, Michael A.	43	O'Macaulley, Charlie	8	O'Malley, Thomas	162	Parmar, Minaxi	86	Pearce, Laurence F.	80
* Neale, Graham J.	171	* O'Brien, John C.	69	* O'Mara, Emily	34	* Parr, Aaron	183	Pearce, Melissa	175
Neale, Rosalyn	87	O'Carroll, Rob	163	* O'Mara, Maureen	61	Parr, Matthew M.	128	Pearce, Nick	48
* Neden-Watts, Julia	163	O'Casey, Eimear	182	Omisor, Bolupe	100	* Parrit, Simon W.	144	Pearce, Pauline	67
* Needs, Gina	57	O'Connell, Adam	183	* O'Neill, Teresa A.J.	14			Pearmain, Tracy P.Z.	87
Negus, Paul	79	* O'Connell, Stephen J.	41	Onians, Margaret	175			Pearson, Anthony	41
* Nekiwala, Firoza A.	150	O'Connor, Caoilte N.D.	123	Onions, Paula G.	43			Pearson, George E.	122
Nelles, Henry R.L.	144	O'Connor, John-Joe	135	Onslow, Keith	29			Pearson, Sandra T.	29
Nelson, David G.	121	O'Connor, Joshua	136	Onstad, Joyce W.	48			Pearson, Simon	35
* Nelson, June	98	O'Donnell, Blake	41	Oneyche, Nicole C.	11			Peck, Lib	130
* Nerva, Neil B.	22	* O'Donovan, Sean	79	Opoku, Felicia	79			Peek, Kerrie S.	176
Nessa, Shahena	182	O'Dwyer, Michael J.	40	Opoku, Felicia	79			Peel, Tricia	111
Nestor, Stipon	185	* O'Farrell, Fiona	162	O'Poku, Brobbey, Michael	81			Peers, Nicola	135
Netimah, Felix D.	22	O'Flynn, Denis R.	92	O'Reilly, Sheila M.	107			* Pelling, Andrew J.	43
* Netley, Maria J.	123							Pemberton-Nelson, Lauren E.	169

* Round, Laura F.	117	Sanders, Humaira	51	Segal, Bernard	86	Sherwood, Liz	143	Smith, Andrew C.	61
Rowan, Catherine J.	157	Sanders, Mark K.	48	Seeger, Roy	8	Sheth, Ketan	22	Smith, Andrew M.T.	170
Rowbottom, Helen R.	74	Sanders, Nicholas J.	143	Seifert, Ben	34	* Sheth, Krupa	23	* Smith, Andrew P.	204
Rowland, Ken	10	* Sanderson, Alexandra	73	Selander, Kerstin E.	128	Shethran, Samuel	121	Smith, Andrew R.	100
Rowland, Simon	107	Sanderson, Ian V.	93	Self, Malcolm J.	123	Shiel, Richard A.	62	Smith, Andy A.I.	14
* Rowlands, Will	29	Sandes, Caroline	136	Sell, Hannah S.	151	Shields, Gillian H.	170	Smith, Ayse M.	28
* Rowley, Gillian L.	49	Sandford, Luke T.	129	* Selman, Caroline E.	70	Shields, Millie J.	177	Smith, Barbara G.	111
* Rowley, Ian D.	204	Sandford, Roc	203	Semadeni, Jean C.	42	Shields, Simon G.	198	Smith, Barry	142
* Roxburgh, Gordon A.	175	Sandrini, Elena	81	Sen, Jon	79	Shields, Tony A.	176	Smith, Bede	3
Roy, Leila	33	Sandys, Sebastian	111	Sen, Sanjoy	35	Shields, Vikki	176	* Smith, Brad B.G.	14
Rozena, Sharda	116	Sangani, Krishnan	157	* Senior, John G.B.	198	Shillito, Richard A.	144	* Smith, Carol M.	92
* Rozenberg, Gabriel S.	9	D.C.		142	Shipp, James	61	* Smith, Charlie	169	
Roznerska, I.	43	* Sangani, Trupti	20	Serero, Thierry H.D.	203	Shirazi, Rebecca E.	33	Smith, Chris	185
Malgorzata M.		Sanger, Sareena	157	Service, Sophie	205	* Shirley, Vivienne A.	117	* Smith, Christine	92
Rudd, Michael J.	29	* Sangha, Harvir	135	Sethi, Sucharita	33	Shone, Harriet E.	169	Smith, Christopher E.	61
Ruduss, Nicole	105	* Sansarpuri, Raju	100	Sethi, Sukh	107	Shooter, Mark R.	9	J.	
Ruhel, Rakib H.	105	Sant, David P.	113	Sexton, David F.	15	Shopna, Halima B.	185	* Smith, Colin P.	27
* Ruiz, Sarah J.	149	* Santos, Mark A.	157	Seymour, John K.	49	Short, Hannah C.	42	Smith, Daniel T.	182
Rule, John P.	171	* Saqib, Mo	175	* Seymour, Lynda	86	* Short, Jake M.	175	* Smith, Diane H.	29
Rumble, David R.	92	* Sargeant, Gill	8	Seymour, Mark	149	Short, Ramsay	34	* Smith, Edward M. I.	55
Rumble, Nigel	33	* Sargent, Janet S.	91	Seymour, Martin J.	161	* Short, Selina A.	205	Smith, Eleanor M.	176
Rumble, Patricia A.	91	Sarhadar, Jean H.S.	121	* Seymour, Melvin N.	14	Shribman, Amanda H.	10	Smith, Eliot	15
Rumney, Steven P.	137	Sarica, Fatosh	55	Shabbbeer, M.	121	Shubhaker, Undinti D.	158	Smith, Esther	151
Rumsby, James A.	151	Sarmiento-Mirwaldt, Katja	137	* Muhammad T.		Shuddhu, Raghvinder S.	105	Smith, Ethan J.	175
Runham, David	62	Sarra, Gianni R.	55	Shabbir, Adam	86	* Siddiqah, Aisha	149	* Smith, Fiona K.	73
* Russell, Caroline	112	* Saumarez, Catherine	191	Shack, Eva	48	* Siddique, Asif	74	Smith, George K.	168
Russell, Chris	112	* Saunders, Monica J.	161	Shackle, Tracey E.	33	* Siemicki, Richard	80	Smith, Helen P.	130
Russell, Dan P.	22	Saunders, Winifred	69	Shah, Caroline T.	121	* Siggers, Alan	191	Smith, Jackie	62
Russell, Jane E.	137	Saunya, Pawan	107	Shah, Deepa M.	68	Sigrist, Peter J.	189	Smith, Jane M.	100
Russell, Julia M.	177	Sautter, Mark D.	118	Shah, Lakmini S.	150	Silberbauer, Anne V.	182	Smith, Jem	137
* Russell, Lorna J.	33	Savignani, Arnaldo E.S.	175	Shah, Nadia	35	* Silcock, Brian M.	14	Smith, Karen R.	107
Russell, Nick	35	Savignani, Christine	175	Shah, Naz	100	Sills, Christopher D.	70	Smith, Kathy	29
Russo, Guy	55	Saville, Caroline L.R.	205	* Shah, Rajeshri	88	Sills, Pamela Y.	67	Smith, Kenneth A.	122
* Rutherford, Michael	27	* Savva, George A.	56	Shah, Sachin	87	Sim, Patrick G.	176	Smith, Lisa M.	10
* Rutter, Lisa	8	Savva, Marina	59	* Shaheen, Salman H.	107	* Simberg, Elliot K.	9	Smith, Lynn L.S.	14
* Ryan, Joyce E.	157	* Savvides, SAVVIDES demetriosPanayi	79	Shah-Levy, Aneka	87	Simister, Poppy	21	Smith, Mark	62
* Ryan, Patrick J.	203	Sawer, David J.	143	* Shah-Hameed, Manju	40	Simmonds, David T.	99	Smith, Mary A.C.	74
* Ryan, Patrick T.	40	Sawyer, Alex	15	Shahzad, Ahmad	21	Simmonds, Scott	130	Smith, Nicholas S.	176
* Ryan, Sarah G.	203	* Say, Yvonne	79	Shahzad, Sabiha	60	Simmons, Andy	169	Smith, Patrick C.	190
* Ryan, Timothy P.G.	91	Scales, Alexander C.	122	Shaiikh, Akhterrasul	4	Simmons, Ciara M.	190	* Smith, Paul	112
* Ryde, Shimon	8	Scammell, Jordan C.	9	Shaiikh, Mohammed	191	Simmons, James	189	Smith, Peter T.	175
* Ryder, Michael J.	198	Scantlebury, Hugh D.M.	123	Shaiikh, Mohammed E.	22	Simms, Jim	175	Smith, Philip R.	41
* Ryder-Mills, David R.	122	Scantlebury, Mark	35	Shaiikh, Muhammed	189	* Simon, Tom H.	33	Smith, Phillipa C.	196
* Rye, Mike	57	Scaping, Paul H.	196	Shaiikh, Muhammed	189	Simmonds-Gooding, Samuel E.T.	191	Smith, Reece	61
* Ryerson, Peter M.	99	* Scarborough, Karen T.	204	Shaiikh, Muhammed	189	Simons, Martin A.	62	Smith, Richard J. L.	61
* Sabarwal, Gautam D.	99	Schaefer, Erwin	117	Shaiikh, Tamkeen A.	4	* Simons, David W.	143	Smith, Terence J.	175
* Sabiers, Mik	51	Schaper, Anita M.	121	Shameli, Shardi C.	151	* Simpson, Iain E.	130	* Smith, Thomas R.	10
* Saccomanno, Geri C.	56	Schmetterling, Dori A.	117	Shamim, M.	184	* Simpson, Joanne	129	Smith, Tristan J.L.	79
* Sachedina, Shabbar A.	99	Schmid, Max	74	Shamim, M.	184	* Simpson, Jonathan A.	129	Smithard, Jane C.G.	204
* Sachs, Anne M.	156	Schmitz, David	79	Shamim, M.	184	* Simons, Jonathan A.	129	Smulian, Mark N.	68
* Sachs, Martin	156	Schneider, Ron	87	Shan, Zohaib	106	* Sims, Benjamin F.	35	Smy, James R.	123
* Sachs-Eldridge, Sarah E.	190	Schneiderman, Alan	11	Shapiro, Stuart H.	116	* Sims, Julian M.	205	* Smyth, John Calvin	69
Sadegh-Zadeh, Rasheed	56	Schofield, David L.	56	Sharer, Bella	68	Sims, Tody E.	27	Garrett	
Sadhu, Nilesh	21	Schofield, Dominic J.	43	Sharer, Ian D.	67	Sinclair, Margaret	175	Snell, Garvin M.J.	106
* Sadiq, Muhammad I.	177	Scholes, Eileen	168	Sharief, Simon A.	198	Singh, Annabel N.L.	88	Snell, Peter J. I.	67
* Sadiqy, Naery, Ali	51	Schreuder, Jan-Dinant	192	Shariff, Theodore M.	191	Singh, Baani	112	Snowball, Timothy J.	61
Sadjiady, Amir	48	Schumi, Heinz A.	118	Sharif, Ilyas	150	Singh, Birendra	92	B.	
Sadjiady, Amir	74	Schurer-Lewis, Fraser	168	Sharma, Andy	23	Singh, Carol L.	92	Soames, Gerald H.	20
* Saeed, Daanish	107	Schwartz, Margo E.	118	Sharma, Charan B.	50	* Singh, Jagjit	100	Soanes, Bonnie C.	60
* Saeed, Shahzada	128	Schwartz, Stephanie R.	67	Sharma, Dev R.	157	Singh, Maneesh	107	* Soanes, Cleo	170
Saeed, Tariq	3	Schweiker, Rosalie S.	170	* Sharma, Jagdish R.	107	* Singh, Ranjit	33	Soares De Freitas, Carlos M.	183
Saeed, Umair	91	Sciberras, Christopher A.	42	Sharma, Meenakshi	157	Singlehurst, Ian M.	112	Sogol, Sheba	163
Saha, Kumar	176	Sciocco, Cristian	82	Sharma, Parmodh K.	9	Siraut, John J.	128	Solanki, Dinesh B.	88
* Sahi, Khizar N.	42	Scoates, Richard W.	28	Sharma, Suraj	27	* Sirisena, Niroshan K.	41	* Solanki, Vanisha S.	157
* Sahota, Kamaldeep K.	49	Scoffin, Harry N.	184	Sharmar, Nicholas A.	68	Sisson, Richard H. W.	23	Somers, Rosemary	117
Saidoune, Sofiane S.	116	Sayed, Tahir A.	151	Sharp, Owen	137	Siterek, Dominik	49	Somers, William A.	117
Sainsbury, Edward K.	170	Sakelarova, Adriana P.	123	Sharp, Tony	171	* Situ, Johnson A.	170	Sommer, David A. G.	70
Sait, Kerrie M.	93	Sakey, Isaac	137	Sharpe, Rosalind	112	* Situ, Michael K.	170	Sonnenschein, Rosemary	111
Saiyed, Tahir A.	151	Salam, Mohammed F.E.	185	Sharpe, Ruth	68	Sivaramalingam, Siva	100	Rosemary	
Sakelarova, Adriana P.	123	Salam, Myer R.	50	Shaughnessy, Mike	79	Skarpari, Vanessa	56	Sorathia, Keshav N.	49
* Sakey, Isaac	137	Salaun, Patrick	48	Shaukat, Faraaz	3	Skeen, Marian J.	116	* Sorba, Luke	137
Salam, Mohammed F.E.	185	Sale, Petra D.	161	Shaukat, Saba	161	* Skeete, Marsie V.	143	Sousa, Carlos	177
Salam, Myer R.	50	* Saleem, Muhammad	3	Shaw, Bartley R.	170	Skeffington, Charles J.	197	M.C.P.D.	
Salaun, Patrick	48	Sales, Rosemary A.	69	Shaw, Carol A.	20	Skeja, Anila	8	Souslous, Nikolaos	73
* Sale, Petra D.	161	* Salier, Clare D.W.	196	Shaw, Gareth J.	51	Skelly, Robert J.	170	Souter, Amanda A.	48
* Saleem, Muhammad	3	Salim, Mohammed	35	Shaw, Karsten P.	86	Slack, Caragh L.	40	South, David A.	56
Sales, Rosemary A.	69	Salim, Tariq	43	Shaw, Raymond J.	92	Slack, Katy	128	South, Laurence C.J.	122
* Salier, Clare D.W.	196	Salisbury, Laura H.	68	Shaw, Toran J.	48	Slaski, Tadeusz	130	Southby, Emma L.	117
Salim, Mohammed	35	Salmon, Joel Daniel	9	Shaylor, Andrew P.	203	* Slater, James S.	34	* Southern, Judith A.	204
Salim, Tariq	43	* Salmon, Nicola J.	171	Shearer, Mark A.	205	* Slater, Jonathan	137	* Southgate, Peter W.	143
Salisbury, Laura H.	68	Salt, Neil A.	130	Shears, Lorraine	68	Slattery, Patricia	60	M.	
Salmon, Joel Daniel	9	* Salva Macallan, Gabriela	184	Shedowo, Bidemi L.	149	Slaughter, David A.	176	* Sowe, Mustapha	100
* Salmon, Nicola J.	171	Sampson, Sue	107	Sheen, David	79	* Slaughter, June E.	15	* Sowerby, Stephen L.	10
Salt, Neil A.	130	Sams, Ray R.S.	15	Sheik, Mackie U.	168	Slinn, Jon	161	* Spalding, Malcolm D.	117
* Salva Macallan, Gabriela	184	* Samuel, Ben	8	Sheikh, Abdul S.	150	Sloan, Daniel	27	* Spall, Marian	112
* Sampson, Sue	107	* Samuel, Geoffrey J.	161	Sheikh, Sakina	183	Slocombe, Agnes C.	11	Sparkes, Andrew K.	42
Sams, Ray R.S.	15	Samuel, Gregory A.	91	Shelley, Catherine J.	42	Small, Camilla F.J.	191	Sparrow, David	163
* Samuel, Ben	8	Samuel, Hugh R.	196	Shelton, Gareth L.	183	Small, Mimi C.	123	Sparrow, John R.	82
* Samuel, Geoffrey J.	161	Samuel, Mark R. L.	43	Shelton, Phyllisa M.	182	Small, Samuel	42	Speak, Stephen G.M.	162
Samuel, Gregory A.	91	Samuel, Molly	190	Shenker, Jeffery M.	68	Smallwood, Christopher	100	Speakman, Donald S.	42
Samuel, Hugh R.	196	Samuel, Niki	98	Shepherd, Catherine-Lucie	122	Smart, Andrew B.	107	Speakman, Michael J.	157
* Samuel, Mark R. L.	43	Sanders, Antony P.	185	Sheppard, Claire F.	170	* Smart, Corrina M.M.	105	Speedy, Benjamin G.	197
Samuel, Molly	190			Sheppard, Nicola M.	122	Smit, René	162	Spelling, Cecily H.	81
Samuel, Niki	98			Sheppard, Philip M.	41	Smith, Adrian J.	22	* Spence, Martin C. C.	27
Sanders, Antony P.	185			Sheridan, Amber F.	112	Smith, Afshan	10	* Spence, Patrick H.	68
				Sherlock, Lorna P.	116	* Smith, Aidan	61	* Spencer, James M.	205
				Sherwood, David J.L.	189	* Smith, Alan	135	Spencer, Matthew	35
				Sherwood, Julian	79	Smith, Andi	57	Spencer, Max	80

Spencer, Michael P.	130	Stokes, Hazel C.	81	Talukder, Shamim	203	Thomson, William	205	Tutchell, Eva	162
Spencer, Ralph	61	Stone, Daniel	81	Talukder, Sumsul	184	Thorley, Matt	74	Tweddle, Allan J. J.	28
Spencer, Thomas	81	Stone, John	91	Tambekong,	86	Thorley, Simon C.	135	Twinn, Ian D.	171
Spencer-Boyce, James	30	Stoneman, Ryan C.	176	Augustine E.		Thornycraft, Varyl R.	40	Twomey, Dominic A.	3
Spenser, Bruce	67	Stoney, Naomi I.	105	Tandy, Emmanuelle C.	203	Thorne, Marini A.H.	204	Tylecote, Radomir T.	161
Spensley, Tanya	11	Stops, Vincent R. A.	67	Tanim, Mohammed K.I.	182	Thorp, Andrew James	55	Tyler, John	91
Spiby-Vann, Helen	81	Storry, Jasmine	56	Tanqueray, J.B.	145	Thorp, David C.	99	Tyler, Monica	175
Spier, Tom	135	Storry, Philip J.	29	Tansey, Ben	33	Thorp, Nicholas	67	Tyler, Robert E.	122
Spiller, Thomas H.	62	Stott, Robin	61	Tantou, Dr Paul	163	Thorp, Danny	62	Tyne, John C.	156
Spinella, Gio	33	Stradling, Penelope J.	73	Taouzzale, Hamza	204	Thorp, Oscar C.	123	Tyrer, Stephanie M.	205
Spirling, Jessica J.	107	Straker, Peter H.	35	Tapper, Oscar	74	Thorp, Robert C.	107	Tyszelwicz, Sebastian	100
Spiro, Zachary J.	184	Stranack, Andrew J.	42	Tarek, Syed A.	61	Thorp, Tony	175	Uberoi, Matt	74
Spracklin, Michael J.	150	Strang, Paul	82	Tary, Mustafa O.	44	Threadgold, Robert P.	129	Ubalava, Nathalie	204
Spring, Chris	116	Stranger, Harry R.	28	Tasker, Gerald D.	176	Thumar, Vijay	198	Udall, Vanessa M.	176
Spring, Jane C.	56	Stratford, Matthew	61	Tatam, Robert F.	191	Thurburn, Andrew	130	Uddin, Dulal	184
Springthorpe, Luke	43	Strathern, Alistair	190	Tate, Alan	175	Thurgood, Sam	136	Uddin, Helal	183
Squires, Raymond	137	Stroughton, Jane-Eve F.	33	Tate, Karen	80	Thurogood-Hyde, Tomas W.	62	Uddin, Kashem	150
Srinivasan, Dhamodaran	41	Strawson, James R.	183	Tatler, Shama S.	20	Thurston, Alban G.	143	Uddin, Mahtab	57
Srisaravanapavaan, Krishnapillai	121	Streater, Mark	80	Tatton-Brown, Alexandra M.	118	Thurtle, John W.	92	Uddin, Mohammed J.	156
Stachow, Daniel S.	55	Street, John R.	30	Tavares, Paul	33	Thurtle, Paul W.	92	Uddin, Mohammed N.	182
Stack, Angie	30	Streeter, Gareth B.	42	Tavebe, Amir	116	Thynne, Andrew J.	43	Uddin, Muhammad B.	203
Stackpoole, Laura	86	Stringer, Eleanor L.	142	Taylor, Andrew J.D.	205	Tichbourne, Roger M.	10	Uddin, Muhammad E.	183
Stackpoole, Lesley	88	Strong, Rachael	98	Taylor, Christine M.	98	Tickner, Michael J.	28	Uddin, Muhammad F.	183
Stacy, Terry	112	Stroud-Turp, John R.	108	Taylor, Christopher W.	28	Tiedemann, Martin A.	128	Uddin, Muhammad R.	183
Stafford, Alexander P.T.	48	Stuart, Christine E.	121	Taylor, Doug	56	Tiedemann, Martin A.	144	Uddin, Taj	185
Stafford, Daryl M.	184	Stuart, Dee	99	Taylor, Eleanor A.	156	Timpson, Sonja N.	73	Ullah, Muhammed A.	184
Stafford, Gregory J.	49	Stuart, Elridge F.	197	Taylor, Frank-Rose	150	Tin Ming Kaw, Dorinne	68	Umair, Mohammed	106
Stafford, Jeffery G.	93	Stuart, Marietta F.C.	128	Taylor, Jack	169	Tinley, John R.	68	Umeadi, Bonny	15
Stafford, Natalie T.	50	Stuart, Simon R.	176	Taylor, Jacqueline	117	Tinley, Andrew J.G.	171	B.B.N.	
Staight, Gary P.	56	Su, Hillary	205	Taylor, June	149	Tipler, Andrew J.G.	142	Umeh, Mercy C.	74
Stainer, Alan I.	156	Suckling, Colin A.T.	123	Taylor, Justin S.	197	Tippett-Cooper, John	142	Umezurike, Chidi	43
Stainer, Loric	57	Sukhija, Garry	156	Taylor, Linda J.	142	Tiwari, Shiva	35	Underwood, Denise	93
Stainton, Frances	74	Sulaimen, Ratip A.	56	Taylor, Luke A.	143	Tjughum, Brian C.	111	Underwood, Peter	42
Stamirovski, Eva A.	135	Suleyman, Tolga	56	Taylor, Neil M.	203	Todd, Harry J.	142	Unger, Deborah C.	22
Stancilffe, Thomas J. P.	68	Sullivan, Jeniffer E.	189	Taylor, Nicola	15	Todd, John R.	105	Upex, William J.	69
Stanford, Geraldine P.	142	Sullivan, John G.	94	Taylor, Phillip	33	Toeman, Peter H.	203	Uppal, Nikki	112
Staniaszek, Penny B.	199	Sullivan, Jordan R.	189	Taylor, Phillip B.	163	Tohouara, Delphine G.	149	Urpth, John D.	183
Stanley, David	61	Sullivan, Max	203	Taylor, Robert J.	136	Tokta, Abdul A.	203	Urwin, Paul	68
Stansell, David R.	35	Sullivan, Robert F.	191	Taylor, Ross P.	177	Toktas, Nabi	196	Usher, David M.	175
Stansfield, Kimberley L.	35	Sullivan, Sean	68	Taylor, Sarah	74	Tolloy, Jonathan W.	122	Usher, John	49
Stanton, Christopher A.	142	Sullivan, Terry	144	Taylor, Sophie A.	205	Tomlinson, Anna J.	49	Usma, Lina M.	170
Stanton, Dominic	73	Summers, Chris	50	Taylor, Valerie M.	88	Tomlinson, Daniel M.	182	Uvache, Nick	80
Stark, Michael J.	157	Summers, Natasha A.	93	Taylor, Wendy K.	156	Tomlinson, Maeve M.	177	Uz-Zaman, Motin	185
Stark, Stephen	34	Summersgill, Freya C.	105	Taylor-Roffey, Alaric	43	Tomlinson, Paul E.	35	Vabulas, Phil	168
Stasi, Roberto	117	Sumner, Mike	34	Taylor-Smith, Kim D.	118	Tomlinson, Robert	92	Vakil, Dara	11
Staveley, Peter	41	Sumner, Nigel R.	49	Te Velde, Victoria E.Y.	192	Tong, Mathilda E.	198	Valcarcel, Tina	129
Stead, Brian	98	Sumner, Sharron	121	Teahan, Michael H.	157	Tonti, Marc	51	Valentine, Matthew J.	198
Stears, Colin H.	177	Sumra, Sohan S.	107	Teare, Robert D. J.	10	Tooze, Dick	129	Van De Geer, Marijn C.	48
Stec, Dorota A.	51	Sunderland, John H.	128	Tebbit, Sarah E.	205	Topalis, Panos	142	Van Der Esch, P.	108
Steed, Andrew T.	51	Sunderland, Karen	135	Telford, John B.	143	Torrington, Rosemary	198	Van Der Spuy, Daniel A.	48
Steedman, Derek C.	15	Sunderland, Murali S.	15	Templeton, Karen D.	122	Toure, David E.	144	Van Emden, Elliot	88
Steedman, Kathy K.J.	14	Suresh, Krishna	87	Tennakoon, Ajantha T.	10	Tousi, Mahyar	149	Van Helfteren, Claire L.	116
Steel, Bob	175	Suresh, Sasikala	87	Terry, Kieran S. C.	27	Towey, Ray	168	Van Roon, Christopher R.	62
Steel, Margaret J.	57	Suruk, Baykal	56	Terry, Stephen	189	Towl, Kenneth H.	42	Van Terheyden, Alexander R.	68
Steinberger, Simche	69	Susiluoto, Alexi	33	Tester, Roger	60	Towler, David	177	Vandyke, Nicholas D.A.	182
Stell, Ian M.	137	Sutcliffe, Jack	67	Thackray, Becca	129	Towler, Mary E.	177	Vang, Kate	135
Stennett, Anne	81	Sutherland, Deborah M.	21	Thakkar, Aman	168	Town, Bill	137	Vanstone, Peter J.	107
Stephens, Bill	98	Sutton, Christopher S.	93	Thakkar, Anita	22	Towner, Susan	121	Vara, Ramesh	20
Stephens, David L.	157	Sutton, Esther M.	40	Thakkar, Sukeshi	87	Townsend, Karen L.	43	Vassileva, Paulina	162
Stephens, David W.	100	Sutton, Matthew J.	91	Thakker, Bharat G.	86	Townsend, Ted	73	Vaswani, Gardi	11
Stephens, Peter M. B.	42	Swaddle, Paul S.	205	Thalassites, Johnny	117	Tracey, Kenneth J.	28	Vatcher, Amy L.	112
Stephens, Thomas C.	22	Swadling, Michael	41	Thaxter, Portia A.	118	Tracey, Yvonne	122	Vaughan, Rory J.	73
Stephenson, Bill	86	Swan, Dominic N.	91	Thayalan, Wydeeswaran	123	Travers, Gillian	86	Vaughan, Winston T.	150
Stephenson, Robert	129	Swarna, Sharmila S.	149	Thekkeppurayil, Karunakaran S.	149	Treacy, Pat	111	Veasey, Ed	136
Stern, Jonathon A.	9	Swasey, Tina	35	Themistocli, Andromahi	92	Treanor, Dave	142	Veacock, Inge R.	51
Stern, Thomas R.	69	Sweden, Richard C.	192	Thiara, Dalbir K.	156	Treanor, Pam	145	Vella, Vivian	144
Steven, Jim	57	Sweeney, Danny	117	Thies, Anja	130	Trenner-Lyle, Tiffany K.	185	Velleman, Liron M.	9
Stevens, Denis H.	93	Sweeney, Jan	117	Thiessen, Ulla U.	23	Travethan, Amy M.	10	Venables, Christopher J.	68
Stevens, Gary E.	28	Sweeney, John F.M.	137	Thomas, Adam M.	135	Trew, Graham F.	92	Venegas-Garcia, Jessie M.	73
Stevens, Gary J.	28	Sweeney, John N.	121	Thomas, Colette D.	129	Trew, Linda A.	92	Veneik, Deepa	122
Stevens, Melanie M.	27	Sweeney, Kevin P.	61	Thomas, Daniel C.	9	Trewin, Ian A.	116	Verboven, Tim	116
Stevens, Phil	111	Sweet, Alexander	81	Thomas, Dee J. H.	61	Tripp, Rachel E.	150	Verity, Rosa A.Z.	112
Stevens, Richard F.	50	Sweeting, Jan	100	Thomas, Gareth B.	122	Trotman, Karen A.	57	Vessey, Mike	118
Stevenson, Emily J.	183	Swersky, Adam	88	Thomas, Gareth C.	29	Trott, Valerie A.	20	Vettriano, Emma-Louise	142
Stevenson, Norman S.	87	Swift, Christopher R.	61	Thomas, Isabella	21	Trup, Jacob	10	Vicente-Machado, Alex	175
Stevenson, William R.	137	Sydial, Sylbourne	135	Thomas, James M. R.	21	Truss, Francis P.	168	Vickery, Albert R.	196
Steves, Claire J.	62	Syed, Mustak A.	183	Thomas, Margaret A.	177	Tucker, Calvin	57	Vickery, Christine V.	92
Steves, Franklin M.	60	Syers, Keith T.	3	Thomas, Daniel C.	73	Tucker, Jeffrey	93	Viggin, Joshua G. S.	50
Steward, Dougal G.D.	117	Sykes, Greta F.	79	Thomas, Dee J. H.	61	Tucker, Noah	81	Vicini, Glynis L.	46
Stewart, Alasdair	43	Szabo-Shaw, Bettina	189	Thomas, Gareth C.	29	Tucker, Will	171	Vincent, Bryan T.	93
Stewart, Claire L.	57	Taafe, Linda S.	192	Thomas, Isabella	21	Tucker, Will	171	Vincent, Guy W.	73
Stewart, Edmund	136	Taafe, Nancy	190	Thomas, James M. R.	21	Tuckwell, Steve	99	Vincent, Jamie	168
Stewart, Georgina E.	117	Tabois, Jessica	79	Thomas, Margaret A.	177	Tufnell, Henry C.R.	205	Vincent, Sue	34
Stewart, Ian	105	Tabois, Claire L.	81	Thomas, Paul	73	Tunnicliffe, Pauline A.	29	Viner, John N.	107
Stewart, Julia M.	122	Taffurelli, David P.	176	Thomason, Geraint	161	Tunstall, Teresa M.	130	Viney, Anne D.	41
Stewart, June	105	Taggart, Liam M.	205	Thompson, Daniel	67	Tuppen, Alexander	150	Viney, Stephen J.	41
Stewart, Luke K.	8	Taheri, Peter	35	Thompson, Frederick H.V.	92	Turan, Nurullah	113	Virdee, Harvinder S.	149
Stewart, Ronald A.	80	Tahir, Rumana	3	Thompson, Helen V.	130	Turbefield, Robin A.	156	Virdee, Jai	100
Stewart-Clark, Alex	197	Tailor, Hitesh	48	Thompson, Margaret A.	121	Turner, Aleksandra	51	Vishani, Padmesh D.	122
Stirling, Sheila	61	Tak, Kuldeep T.	106	Thompson, Martin A.	203	Turner, Bill	4	Viswanatha, Srikanth	123
Stock, Caroline	10	Talbot-Wallis, Dean K.	3	Thompson, Robert G.	117	Turner, Janice	10	Von Massow, Nadja M.K.N.	79
Stock, Katharine C.	197	Talbot-Wallis, Kirsty A.	3	Thompson, Robert S.	161	Turner, Michael	30		
Stockbridge, Poppy	22	Talukdar, Abdul M.	43	Thompsonstone, Reuben F.	9	Turner, Mike	34		
Stockley, Georgina	35	Talukdar, Mohammed M.M.	183	Thomson, James D.	204	Turner, Pauline	14		
				Thomson, Simon T.	30	Turrell, Gemma J.	61		
				Thomson, Verity J.	177	Turrell, Thomas	60		
						Turumella, Madhava K.	50		
						Turvey, Mary	98		

Von Wendland, Marcelle M.G.M.	107	*	Wayne, Nick	111	*	Wibberley, Dave	29	*	Wintle, Emily M.	198		Zaheer, Mohammad U.	198
Von Wiese, Irina	74		Weale, Mary C.	116	*	Wiciak, Chris	49		Wip, Rutger J.A.	73		Zahoor, Imran	4
Vora, Zak	112		Wearden, Pauline	80		Wicksteed, Charles E. K.	10	*	Wise, Darren C.	92		Zajackowska, Malgorzata	9
Vose, Nick	22	*	Weatherall, Neil C.	137		Wijesuriya, Cynthia	4	*	Wise, Lucia Q.	91		Zalowska-Kinash, Dorota	197
Vyas, Shekhar	14		Weatherlake, Sam	177		Wijesuriya, Thilina	4		Wise, Susan	137		Zammett, Neil P.	157
Waddell, Paul M.	43		Weatherspoon, Amber P. O.	40		Wiktorski, Adam	49		Wiseman, Victoria	93		Zerbin, David L.	48
Wade, Linda A.	117	*	Weaver, Elliott	185		Wilcock, Matthew G.	43		Witham, Hannah M.	27	*	Zimmerman, Cheryl A.	41
Wade, Nathan J.	10		Webb, Catherine	111	*	Wilcox, Clair	130		Withrington, Desmond D.	92		Zinkin, Peter J. L.	8
Wagman, Zak O.	87	*	Webb, Jessica L.	68		Wild, James	79		Woxley, Susan J.	198	*	Zissimos, Athena	48
Wagner, Eric	34		Webb, Lawrence J.	91		Wilde, Peter K.	128		Wojciechowska, Joanna A.	67		Zlotowitz, Sally	68
Wainwright, Jan	62		Webb, Mark E.	177		Wilding, Scott R.	158		Wolf, Rachel J.	168		Zodiates, Eleni	112
Wainwright, John	62		Webb, Suzy P	162	*	Wildman, Adam L.	14		Wolfsers, Alexander K.M.	196		Zreika, Michael	168
Wajero, Bunmi	135	*	Webbe, Claudia	111		Wiles, Jess	137		Wolff, Sue	204		Zubairi, Zakia	8
Wakefield, Charles Peter	9		Webber, John	34		Wilford, Christopher	135		Wolsey, Dimabo	88	*	Zukowski, Tomasz	50
Wakefield, Hector S.K.	196	*	Webber, Jonathan E.	27		Wilkes, Mark A.	81		Wood, Abi	34		Zvain, Andrew	198
Waker, Lee R.	4		Webber, Sam	27		Wilkin, John A.	112		Wood, Andrew G.	183		Zychowski, Alex	48
Waker, Philip T.	4	*	Webber, Victoria E.	29	*	Wilkins, Angela	28	*	Wood, Charlie	176		Zywica, Agnieszka M.	20
Walby, Jane	34	*	Weber, Sarah	143	*	Wilkins, Christopher	94	*	Wood, David Clive	142			
Waldegrave, Edward	111		Webster, Joseph G.	91		Wilkinson, David I.	27		Wood, Lisa F.	144			
Walder, Philip M.	197	*	Wedderburn, Rachel	190	*	Wilkinson, Dickie	143	*	Wood, Michael D.	93			
Waldron, Sharon	191	*	Wedmore, Florence	68	*	Wilkinson, Geoffrey	99	*	Wood, Spencer M.S.	185			
Wales, Simon D.	177		Weeden-Sanz, Roberto	8	*	Wilkinson, Jacqui	205		Wood, Stewart	177			
Walia, Manju	162		Weedon, Danny R.H.G.	94	*	Wilks, Stephen J.	158		Wood, Tom	130			
Walia, Ranjeev	162		Weedon, Stuart R.S.	16		Will, Emma W.	118		Woodbyrne, Kadeema	111			
Walkden, Karen Sarah	9		Weekenborg, Thomas J.	203		Willets, Colin	28		Woodcock, Lyn E.	48			
Walker, Andrew J.	156		Weerasinghe, Buddhi	162		Williams, Alexander G.	171		Woodcock, Tim	163			
Walker, Christopher J.	121	*	Wehring, Oliver	122	*	Williams, Andy	175	*	Woodger, Maxwell L.	117			
Walker, Geoffrey	190	*	Weighell, Rebecca L.	41	*	Williams, Anthony P.	205	*	Woodhead, Adrian	81			
Walker, Joseph C.	69		Weil, Bella	67	*	Williams, Bill	170	*	Woodhead, Benjamin	81			
Walker, Lynn S.	136		Weinberg, Alan E.	156	*	Williams, Carole	68	*	Woodland, Laura F. L.	56			
Walker, Mark D.	158		Weinstein, Joshua A.	80	*	Williams, Charles A.	118	*	Woodley, Caroline R.	67			
Walker, Oliver H.J.	184	*	Weiss, Antonio	87	*	Williams, Chris	175	*	Woodley, Louisa P.	41			
Walker, Pam	34	*	Weisz, Jonah L.	204	*	Williams, Christine F.	113	*	Woodroofe, Simon R.	49			
Walker, Paula J.	197	*	Weisz, Seth B.	203		Williams, Crispin M. H.	42	*	Woods, Terry	176			
Walker, Raymond	129		Weitsch, Eva M.	81		Williams, David	98		Woodward, Rowan	161			
Walker, Tim	116	*	Wellbelove, Christopher R.	128	*	Williams, David C.	93		Woodward, William E.	196			
Wall, Imogen M.	111		Wells, Keith F.	92	*	Williams, David T.	143		Wookey, Annette	122			
Wall, Lauren M.	50	*	Wells, Peter	136	*	Williams, Don	35	*	Woolf, John	111			
Wall, Ray	49	*	Wells, Stefan	108		Williams, Elisabeth A.	158	*	Woolfe, Harvey	163			
Wallace, Catherine A.	49		Wells, Stephen	30		Williams, Evan J.	113		Wooller, Oliver H.	171			
Wallace, Dan	62	*	Wells, Stephen F. C.	28	*	Williams, Gary	136		Woolley, Ursula J.	112			
Wallace, Emma J.	86		Welsh, Eileen M.	27	*	Williams, Grace M.	192		Woolmer, Christopher M.	177			
Wallace, Gareth R.	131		Wendel, Marlina K.	67		Williams, Ivis	62		Wopinski, Sebastian L.	177			
Wallace, Helen M.	55		Werner, Claude	169		Williams, Jason T.	203		Worby, Maureen M.	4			
Wallace, James C.	128	*	Werner, Leanne L.	171	*	Williams, John M.	196	*	Worley, Kathleen S.	121			
Wallace, Melvin J.	93	*	Werner, Chris	100	*	Williams, Kieron J.	168	*	Worrall, Stephen	198			
Waller, David I.	105		West, Kerry Marie	61	*	Williams, Laurence	15		Worron, James	61			
Wallitt, Elizabeth D.S.	116		West, Nicholas G.	93	*	Williams, Laurie	8		Worsfold, Viven J.	177			
Walpole, Liam M.	48		West, Paul J.	62	*	Williams, Magdalena	28		Wortley, Chris	177			
Walsh, Caroline A.	60	*	Weston, Elin	80	*	Williams, Miranda	61	*	Wortley, Hilary V.	177			
Walsh, Culann	80	*	Wetzel, Chantel F.	105		Williams, Paul M.D.	3		Wozniak, Mariusz	49			
Walsh, James-J	137	*	Wetzel, Dave	106		Williams, Richard G.	143		Wren, Bernadette	112			
Walsh, Terence M.	198	*	Wharton, Duncan	21	*	Williams, Robert G.	41		Wretham, Gareth L.	29			
Wankhade, Manish	3		Wharton, Robert	23		Williams, Sarah	81		Wright, Anna	34			
Ward, Anne	30		Wheat, Susan M.	189	*	Williams, Timothy G.	196		Wright, Anne M.	33			
Ward, Dave	142	*	Wheatley, Christopher C.	23		Williams, Toby E.	197	*	Wright, Jane L.	49			
Ward, Diarmaid	112		Wheelband, Peter E.	93		Williams, Vernon	69		Wright, Jonathan	111			
Ward, Fabrice	113		Wheeldon, Susie K.	171		Williams, Yvonne P.S.	128		Wright, Liz	55			
Ward, Gerard Elliott	162		Wheeler, Terence V.	189	*	Williamson, David	136		Wright, Martin P.G.	33			
Ward, Gillian A.	9	*	Whelan, Ronald	205	*	Williamson, Earl J. G.	113		Wright, Shaun P.	196			
Ward, Johan	130	*	Wheller, Karen N.	27		Williamson, Flora	93		Wright, Stephen J.L.	87			
Ward, Jonathan M.	51	*	Whelton, Martin J.	143	*	Williamson, Graham K.	20	*	Wyand, Joseph	98			
Ward, Martina J.	170	*	Whitby, Norman F.	56	*	Williamson, Vivienne R.	20	*	Wyatt, Angus J.	205			
Ward, Patricia M.	198	*	White, Andrew G.	67	*	Willans, Chloe	87		Wyatt, Simon J.	204			
Ward, Peter M.	49	*	White, Ciaran J.	92	*	Willie, Joseph M.	168		Wylde, Patrick J.	122			
Ward, Robert C.	42	*	White, Damian J.	93	*	Willis, Pamela J.	80		Wypych, Agnieszka	69			
Ward, Stephen J.	113	*	White, Diane	123	*	Willits, Joseph C.	69		Xi, Jianjun	112			
Wardle, Sarah J.	9	*	White, Maren	168	*	Willmer, Andrew	92		Xuereb, Rachel	98			
Ward-Smith, Gabrielle D.	205	*	White, Matthew	79	*	Willsher, Rhianna S.	28		Yaasen, Leila Y.A.	129			
Warner, Judith A.	203	*	White, Michael J.	93	*	Willsher, Rich	28		Yaghi, Roy	204			
Warrack, Nigel T.H.	116	*	White, Patrick A.H.	50	*	Wilson, Alexander J.	156	*	Yarrow, David A.	100			
Warren, John	20	*	White, Paul J.	198	*	Wilson, Andy	129	*	Yasin, Nadia	3			
Warren, Patrick M.	196	*	White, Rebecca M.O.	183	*	Wilson, Catherine M.	42		Yazgilli, Baran	80			
Warren, Rebecca	168	*	White, Tom H.	105		Wilson, Craig D.	28		Yeo, Edmond H.	50			
Warren, Rebecca	107	*	Whitebread, Elisabeth	68		Wilson, David G.M.	113		Yewdall, Robin	23			
Warren, Richard	162	*	Whitehead, Anne	87		Wilson, Edward C.	106		Yoganathan, Mylvaganam	123			
Warren, Sally A.	198	*	Whitehead, Anne	100		Wilson, Gary J.H.	196	*	Yogeswaran, Arunasalam	73			
Warrington, Anne R.	189	*	Whitehead, Craig	171	*	Wilson, Ian A.	123	*	Yore, Michael P.	93			
Wason, Ian E.R.	116	*	Whitehead, Dan	175	*	Wilson, Jan	28		Young, Anthony C.B.	48			
Wasylkiewicz, Anna	136	*	Whitehead, Jill L.	131	*	Wilson, Margot	136	*	Young, Callton L.	43			
Waterhouse, Hilary J.	44	*	Whitehead, Kate R.	182	*	Wilson, Michael	162	*	Young, Christopher M.T.	50			
Waterton-Smith, Tom	80	*	Whitehead, Valerie J.	182	*	Wilson, Neil J.	151	*	Young, David	191			
Watkins, Edward	129	*	Whitelaw, Heather E.	67	*	Wilson, Rebecca L.	197	*	Young, Edward	23			
Watkins, Millicent	8	*	Whitham, Karon E.	176	*	Wilson, Robert J.	56	*	Young, Hazel B.M.	99			
Watkinson, Gary C.	142	*	Whitmarsh, Katherine M.	121	*	Wilson, Tracy	144	*	Young, Nigel H.	8			
Watson, David A.	11	*	Whitmore, Charlotte A.	111	*	Wilson, Tonii	149	*	Young, Savill	128			
Watson, Leo M.	73	*	Whitmore, Liz	204	*	Wilson, Timothy D.	129	*	Young, Sharon L.	121			
Watson, Neville	81	*	Whitney, Reginald	92	*	Wingate, Frank W.	122	*	Yousaf, Kamran	150			
Watson, Susan V.	196	*	Whittaker, Isobel	61	*	Wingfield, Robert I.	171	*	Yusuf, Hass	55			
Watson, T.	40	*	Whittaker, Julie Y.	112	*	Wingrove, Marian H.	175	*	Zafar, Rozeena	4			
Watt, Victoria J.	145	*	Whittaker, Kath	170	*	Winfred, Sonia	129	*	Zahed, Mosa	8			
Wattebot O'Brien, Charlotte B.C.	34	*	Whittle, Peter R.	60	*	Winkfield, Nicholas J.	51	*					
Wattoo, Ahmad N.	177	*	Whitworth, John C.	151	*	Winkworth, Maggie	105	*					
Watts, Nigel W.R.	113	*	Whitworth, Peter A.	121	*	Winston, Joel	157	*					
Watts, Richard	113	*	Whysall, Emma	80	*	Winterbotham, Melanie M.	99	*					



Inner London
Outer London

This map shows the ONS definition of inner / outer London. The London Plan uses a different definition.

Previous publications on elections in London

General Election of Greater London Councillors - 9 April 1964
London Borough Council Elections - 7 May 1964
General Election of Greater London Councillors - 13 April 1967
London Borough Council Elections - 9 May 1968
Greater London Council Elections - 9 April 1970
London Borough Council Elections - 13 May 1971
Greater London Council Elections - 12 April 1973
London Borough Council Elections - 2 May 1974
Greater London Council Elections - 5 May 1977
London Borough Council Elections - 4 May 1978
Greater London Council Elections - 7 May 1981
London Borough Council Elections - 6 May 1982
London Borough Council Elections - 8 May 1986
Inner London Education Authority Direct Elections - 8 May 1986
London Borough Council Elections - 3 May 1990
London Borough Council By-elections - May 1990 to May 1994
London Borough Council Elections - 5 May 1994
London Borough Council Elections - 7 May 1998
London Borough Council Elections - 2 May 2002
The 2004 London Elections
London Borough Council Elections - 4 May 2006
The 2008 London Elections
London Borough Council Elections - 6 May 2010
London Borough Council Elections - 22 May 2014

Published 1964 to 1982 by the Greater London Council, 1986 by the London Residuary Body, 1990 to 1998 by the London Research Centre, and 2002 to 2018 by the Greater London Authority.

Other formats and languages

For a large print, Braille, disc, sign language video or audio-tape version of this document, please contact us at the address below:

Greater London Authority
City Hall
The Queen's Walk
More London
London SE1 2AA

Telephone **020 7983 4000**
www.london.gov.uk

You will need to supply your name, your postal address and state the format and title of the publication you require.

If you would like a summary of this document in your language, please phone the number or contact us at the address above.
