

The *ETYFish* Project

© Christopher Scharpf and Kenneth J. Lazara

COMMENTS: 

v. 6.0 - 14 Nov. 2022

Order LOPHIIFORMES (part 1 of 2)

Suborder LOPHIOIDEI

Family LOPHIIDAE Goosefishes

4 genera · 30 species

***Lophiodes* Goode & Bean 1896**

-*oides*, having the form of: related to *Lophius*

***Lophiodes beroe* Caruso 1981**

named for Beroe, a sea-nymph in Greek mythology, daughter of Oceanus and Tethys, allusion (if any) not explained nor evident

***Lophiodes bruchius* Caruso 1981**

from the depths of the sea, allusion not explained, described from 10 specimens collected at 274-340 m

***Lophiodes caulinaris* (Garman 1899)**

caulis, stalk or stem; *naris*, nostril, allusion not explained, probably referring to flattened, stalk-like bulbs (olfactory organs) lying near the nostrils (Caruso [1981] says name derives from *cauda*, tail, and *lineola*, line, referring to line of white spots on caudal fin, but we reject this translation and explanation)

***Lophiodes endoi* Ho & Shao 2008**

in honor of Hiromitsu Endo (b. 1964), Kochi University (Japan), for “excellent” work in ichthyology, his friendship, and for supplying specimens to the authors

***Lophiodes fimbriatus* Saruwatari & Mochizuki 1985**

fringed or bordered with hairs, referring to slender and branched tendrils on both dorsal and ventral surfaces of body

***Lophiodes gracilimanus* (Alcock 1899)**

gracilis, slender; *manus*, hand, referring to narrower pectoral fin compared to *L. indicus* (= *Lophiomus setigerus*)

***Lophiodes insidiator* (Regan 1921)**

ambusher or lurker, allusion not explained but almost certainly referring to how it feeds by resting on the ocean floor while attracting small fishes and crustaceans with its “lure”

***Lophiodes iwamotoi* Ho, Séret & Shao 2011**

in honor of Tomio Iwamoto (b. 1939), California Academy of Sciences, for his contributions to deep-sea fish studies, especially the macrourids

***Lophiodes kempii* (Norman 1935)**

in honor of marine biologist Stanley Wells Kemp (1882-1945), Director of Research of the Discovery Expedition, during which type was collected

***Lophiodes lugubris* (Alcock 1894)**

mournful or dark, presumably referring to color in spirits, “very dark sepia mottled with black”

***Lophiodes maculatus* Ho, Séret & Shao 2011**

spotted, referring to many small black spots on dorsal surface of body

***Lophiodes miacanthus* (Gilbert 1905)**

meion, less, smaller or fewer; *acanthus*, thorn or spine, allusion not explained, perhaps referring to “second group of dorsal spines represented by a single very weak spine shorter than pupil, with sometimes the rudiment of a second”

***Lophiodes monodi* (Le Danois 1971)**

in honor of French naturalist and explorer Théodore Monod (1902-2000), founder and director of Institut Français d’Afrique Noire (now Institut Fondamental d’Afrique Noire), for his friendship and the kindness he always showed towards the author’s work

***Lophiodes mutilus* (Alcock 1894)**

maimed, cut off or cut short, allusion not explained, perhaps referring to “rudimentary” structure of second part of spinous dorsal fin

***Lophiodes naresi* (Günther 1880)**

patronym not identified but probably in honor of George Strong Nares (1831-1915), British naval officer and

captain of the *Challenger* expedition (1872-1876), during which type was collected; name may also commemorate type locality, Nares Harbor, Admiralty Islands, named after Capt. Nares

***Lophiodes reticulatus* Caruso & Suttkus 1979**

net-like, referring to reticular pattern on body, pectoral fins, and dorsal surface of head

***Lophiodes spilurus* (Garman 1899)**

spilos, spot; *oura*, tail, referring to 3-4 transverse series of white or pale spots on caudal fin

***Lophiodes triradiatus* (Lloyd 1909)**

tri-, three; *radiatus*, rayed, allusion not explained, perhaps referring to three free cephalic dorsal-fin spines only, without any post-cephalic dorsal-fin spines

***Lophiomus* Gill 1883**

proposed to separate this genus from *Lophius* based on fewer vertebrae but meaning of *-omus* is unclear; Jordan & Evermann (1898) posit that it derives from *omos*, shoulder, “in apparent allusion to the trifid humeral spine,” a character mentioned by Gill in 1878 but in reference to *Lophius americanus* (then known as *L. piscatorius*)

***Lophiomus setigerus* (Vahl 1797)**

seta, bristle; *-iger*, to bear, referring to numerous sharp spines on dorsal and lateral surfaces of head

***Lophius* Linnaeus 1758**

crest or mane, ancient name of *L. piscatorius*, presumably referring to dorsal fin with three tentacle-like spines on head and three smaller ones behind it, forming a continuous fin

***Lophius americanus* Valenciennes 1837**

American, the northwest Atlantic counterpart of the northeast Atlantic *L. piscatorius*

***Lophius budegassa* Spinola 1807**

from *budegasso*, its local name along the Gulf of Genoa, Italy, on the Mediterranean Sea

***Lophius gastrophysus* Miranda Ribeiro 1915**

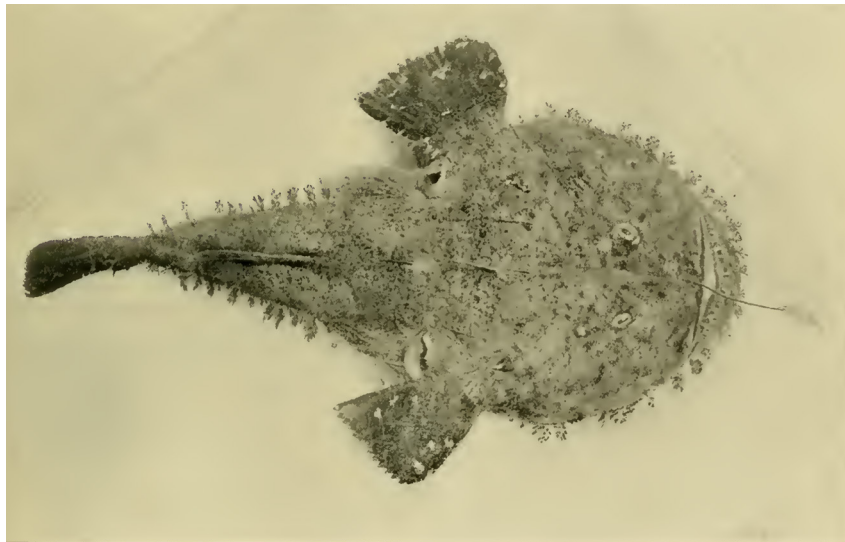
gastro, abdomen; *physus*, bladder, referring to distended abdomen of young specimens compared to non-distended abdomen of young *L. piscatorius* that Miranda Ribeiro examined, which are otherwise very similar as adults (note: all anglerfishes have distensible stomachs)

***Lophius litulon* (Jordan 1902)**

litos, plain; *oulon*, gums, referring to lack of “peculiar” mouth markings of *Lophiomus setigerus*, its presumed congener at the time

***Lophius piscatorius* Linnaeus 1758**

pertaining to an angler, referring to first spine of dorsal fin modified into an angling apparatus (illicium) that bears a bulb-like or fleshy “bait” (*esca*) to attract fish prey to its cavernous mouth



Lophius gastrophysus. From: Miranda Ribeiro, A. 1913-15. *Fauna brasiliense. Peixes. Tomo V. P hysoclisti*. Arquivos do Museu Nacional de Rio de Janeiro v. 17: [1-679] or 755 pp. with title pages, 31 pls., 3 tabs.

***Lophius vaillanti* Regan 1903**

in honor of Léon Vaillant (1834-1914), zoologist, Muséum national d'Histoire naturelle (Paris), who examined his museum's specimens for Regan and confirmed they were distinct from *L. piscatorius*

***Lophius vomerinus* Valenciennes 1837**

vomerine, referring to lack of teeth on vomer (perhaps lost to age according to later studies)

***Sladenia* Regan 1908**

-*ia*, belonging to: British echinoderm biologist Percy Sladen (1849-1900), whose Percy Sladen Memorial Trust funded Indian Ocean expedition during which type of *S. gardineri* was collected

***Sladenia gardineri* Regan 1908**

in honor of British zoologist John Stanley Gardiner (1872-1946), who collected many species of Indian Ocean fishes for the British Museum, including type of this one

***Sladenia remiger* Smith & Radcliffe 1912**

remus, oar; *-iger*, to bear, allusion not explained but clearly referring to paddle-like pectoral fins (common to all *Sladenia*)

***Sladenia shaefersi* Caruso & Bullis 1976**

in honor of Edward A. Schaefer, former chief of the Exploratory Fishing and Gear Research Branch of the former Bureau of Commercial Fisheries, for his “outstanding” contributions to marine science [Caruso & Bullis misspelled the name (minus the “e”) but this spelling stands]

***Sladenia zhui* Ni, Wu & Li 2012**

in honor of Zhu Yuan-Ding (1896-1986), former president of Shanghai Ocean University and director of the East China Sea Fisheries Research Institute, for “outstanding” contributions to fisheries education and science, especially the ichthyology of China

Suborder ANTENNARIOIDEI**Family ANTENNARIIDAE** Frogfishes

15 genera · 52 species

Subfamily Antennariinae***Abantennarius* Schultz 1957**

ab-, from or away, referring to gill opening “remote from or away from” usual position near base of pectoral fin; *antennarius*, an antennariid anglerfish

***Abantennarius analis* (Schultz 1957)**

anal, referring to location of gill opening at origin of anal fin

***Abantennarius bermudensis* (Schultz 1957)**

-*ensis*, suffix denoting place: Bermuda, type locality (occurs in western Atlantic from Bermuda and the Bahamas to coastal Colombia and Venezuela, including Yucatán Peninsula, Belize, Haiti, Puerto Rico, and Bonaire)

***Abantennarius coccineus* (Lesson 1831)**

scarlet, referring to bright-red coloration (but highly variable, sometimes tan, brown, yellow, orange, gray, or black)

***Abantennarius dorehensis* (Bleeker 1859)**

-*ensis*, suffix denoting place: Doreh Bay (Dorei), Irian Barat New Guinea, type locality (occurs in Indo-West Pacific from East Africa to Ryukyu Islands and Taiwan, and the Philippines, Indonesia, northwestern Australia, and Papua New Guinea)

***Abantennarius drombus* (Jordan & Evermann 1903)**

etymology not explained; Jordan used the same word for a genus of Filipino gobies, *Drombus*, in 1905, and did not explain its meaning in that case either

***Abantennarius duescus* (Snyder 1904)**

duo, two; *escus*, *esca* (fleshy “bait” to attract fish prey), allusion not explained, presumably referring to two *escae*, a proper one (first dorsal-fin spine), followed by a more slender dorsal spine with a club-like tip that looks like an *esca*

***Abantennarius nummifer* (Cuvier 1817)**


nummus, coin; *fero*, to bear, presumably referring to large round brown spot at dorsal-fin at the 8th and 9th rays

***Abantennarius rosaceus* (Smith & Radcliffe 1912)**

rosy, described as having a salmon ground color in alcohol

***Abantennarius sanguineus* (Gill 1863)**

blood red, referring to coloration in life (but highly variable, sometimes cream, yellow, yellow-brown, orange, reddish-brown, brown, lavender, or purple)



Abantennarius duescus. From: Snyder, J. O. 1904. A catalogue of the shore fishes collected by the steamer "Albatross" about the Hawaiian Islands in 1902. *Bulletin of the U. S. Fish Commission* v. 22 [1902]: 513-538, Pls. 1-13.

Antennarius Daudin 1816

-ius, pertaining to: antenna (i.e., tentacle or feeler), referring to first dorsal-fin spine developed as a small rostral tentacle, which it uses as a "bait" to catch fish [name coined by French naturalist Philibert Commerçon (also spelled Commerson, 1727-1773); made available by Daudin in an encyclopedia entry]

***Antennarius biocellatus* (Cuvier 1817)**

bi-, two; *ocellatus*, having little eyes, referring to two ocelli, one at posterior dorsal-fin base, and a second (often absent or present on only one side of body) at caudal-fin base

***Antennarius commerson* (Anonymous 1798)**

in honor of French naturalist Philibert Commerçon (also spelled Commerson, 1727-1773), whose notes provided the descriptive material for Lacepède, who proposed a vernacular name for this species, "Lophie commerson," in 1798, which was then latinized in an anonymous book review later that year, from whence the name dates (and not from Latrielle 1804, as often reported) [treated as noun in apposition, without the patronymic "i"]

***Antennarius hispidus* (Bloch & Schneider 1801)**

bristly, referring to close-set, bifurcate spinules on skin

***Antennarius indicus* Schultz 1964**

Indian, referring to Vizagapatam, India, type locality (occurs in western Indian Ocean from East Africa and Persian Gulf east to India and Sri Lanka)

***Antennarius maculatus* (Desjardins 1840)**

spotted, referring to numerous brown-to-black circular spots of various sizes on body

***Antennarius multiocellatus* (Valenciennes 1837)**

multi-, many; *ocellatus*, with eye-like spots, referring to numerous black ocelli (besides other streaks and dark spots) on sides

***Antennarius pardalis* (Valenciennes 1837)**

like a leopard, described as having numerous black spots and ocelli on a red body

***Antennarius pauciradiatus* Schultz 1957**

pauci-, few; *radiatus*, rayed, referring to 8-10 pectoral-fin rays, compared to the similar *Fowlerichthys radiosus* (13-14) and *F. ocellatus* (11-13), its presumed congeners at the time

***Antennarius pictus* (Shaw 1794)**

painted, described as having a brown body with yellowish blotches margined with red

***Antennarius randalli* Allen 1970**

in honor of ichthyologist John E. Randall (1924-2020), Bishop Museum (Honolulu), who made it possible for Allen to participate in the Easter Island (type locality) expedition of 1969

***Antennarius scaber* (Cuvier 1817)**

rough, referring to short and stiff spinules on skin, giving it a shagreen-like surface

***Antennarius striatus* (Shaw 1794)**

striped or streaked, referring to numerous black streaks all over body

***Antennatus* Schultz 1957**

-*atus*, provided with: antenna (tentacle or feeler), presumably referring to “simple tentacle at tip of first dorsal spine”

***Antennatus flagellatus* Ohnishi, Iwata & Hiramatsu 1997**

whip, referring to long illicium (>40% SL)

***Antennatus linearis* Randall & Holcom 2001**

lined, referring to “striking” pattern of curving dark lines on head and body

***Antennatus strigatus* (Gill 1863)**

striped or streaked, referring to black stripes (i.e., irregular bars) on body downward from back

***Antennatus tuberosus* (Cuvier 1817)**

covered with lumps or tumors, presumably referring to series of tubercles on eyebrow and along back

***Fowlerichthys* Barbour 1941**

in honor of ichthyologist Henry Weed Fowler (1878–1965), Academy of Natural Sciences of Philadelphia, who provided specimen that Barbour named *F. floridanus* (= *radiosus*); *ichthys*, fish

***Fowlerichthys avalonis* (Jordan & Starks 1907)**

-*is*, genitive singular of: Avalon Bay, Santa Catalina Island, off southern California (USA), type locality

***Fowlerichthys ocellatus* (Bloch & Schneider 1801)**

having eye-like spots, referring to 2–3 ocelli, one basidorsal, one about mid-body, and one (sometimes absent) centered on caudal fin

***Fowlerichthys radiosus* (Garman 1896)**

rayed, presumably referring to “much longer” first dorsal-fin ray compared to the similar *Antennarius tigris* (= *A. striatus*), its presumed congener at the time

***Fowlerichthys scriptissimus* (Jordan 1902)**

much written over, referring to body “everywhere covered with narrow straightish, parallel, dark brown lines running in different directions on different parts of the body”

***Fowlerichthys senegalensis* (Cadenat 1959)**

-*ensis*, Latin suffix denoting place: Cape des Biches, Senegal, type locality

***Histrio* Fischer 1813**

presumably tautonymous with *Lophius histrio* Linnaeus 1758 (Fischer did not indicate species)

***Histrio histrio* (Linnaeus 1758)**

harlequin, allusion not explained, perhaps referring to its gaudy appearance, with head, body and fins covered with numerous cutaneous appendages and variable color pattern, including streaks, spots and lines

***Nudiantennarius* Schultz 1957**

nudus, bare or naked, referring to “naked skin or almost naked skin with only microscopic sized embedded denticles scattered on head and body”; *antennarius*, an antennariid anglerfish

***Nudiantennarius subteres* (Smith & Radcliffe 1912)**

sub-, less than or somewhat; *teres*, terete (cylindrical or slightly tapering), allusion not explained, perhaps referring to body shape

Subfamily Histiophryninae***Allenichthys* Pietsch 1984**

in honor of Gerald R. Allen (b. 1942), Western Australia Museum (Perth), for his many contributions to tropical ichthyology, and for his assistance in making possible a revision of Australian antennariids

***Allenichthys glauerti* (Whitley 1944)**

patronym not identified, possibly in honor of paleontologist Ludwig Glauert (1879–1963), Curator, Western Australian Museum (Perth), who collected paratype; name may also honor “Misses B. and U. Glauert,” who collected holotype

***Echinophryne* McCulloch & Waite 1918**

echinos, spiny, referring to skin of *E. crassispina* “thickly beset with large, upstanding, bifurcate spinules”; *phryne*, toad, a common suffix for lophiiform genera, possibly dating to Aristotle and Cicero, who called anglerfishes “fishing-frogs” and “sea-frogs,” respectively, presumably referring to their frog- or toad-like appearance (what’s more, some early naturalists believed that antennariids were anuran amphibians)

***Echinophryne crassispina* McCulloch & Waite 1918**

crassus, fat or stout; *spina*, spine, referring to “comparatively thick” first (anterior) dorsal spine

***Echinophryne mitchellii* (Morton 1897)**

patronym not identified, possibly in honor of John Mitchell (1848-1928), Scottish-born Australian schoolteacher, paleontologist, and frequent contributor to *Proceedings of the Linnean Society of New South Wales*; although Morton published the description under his own name, it may have been written by ichthyologist James Douglas Ogilby (per Saunders, *Discovery of Australia's Fishes*, p. 409), whose boss at the Australian Museum, Robert Etheridge, Jr., frequently collaborated with Mitchell

***Echinophryne reynoldsi* Pietsch & Kuitert 1984**

in honor of Lewis C. Reynolds of Melbourne, Australia, who collected type and provided “invaluable” collecting assistance to the junior author

***Histiophryne* Gill 1863**

hision, sail, allusion not explained, presumably referring to long soft portion of dorsal fin, connecting to outermost rays of caudal fin; *phryne*, toad, a common suffix for lophiiform genera, possibly dating to Aristotle and Cicero, who called anglerfishes “fishing-frogs” and “sea-frogs,” respectively, presumably referring to their frog- or toad-like appearance (what’s more, some early naturalists believed that antennariids were anuran amphibians)

***Histiophryne bougainvilli* (Valenciennes 1837)**

in honor of French naval officer Hyacinthe Yves Philippe Potentien de Bougainville (1781-1846), who collected holotype

***Histiophryne cryptacanthus* (Weber 1913)**

cryptus, hidden; *acanthus*, thorn or spine, referring to third dorsal spine completely hidden under skin, pressed against the head and back so that it does not protrude

***Histiophryne maggiwalker* Arnold & Pietsch 2011**

in honor of philanthropist Margaret “Maggie” Walker (b. 1953), for her service and dedication to science and education at the University of Washington and the Burke Museum of Natural History and Culture (both in Seattle, USA) [presumably a noun in apposition, without the matronymic “*ae*”]

***Histiophryne narungga* Arnold & Pietsch 2018**

named for the Narungga (also known as Narangga and Nharangga), a tribe of Indigenous Australians whose traditional lands included the Yorke Peninsula of South Australia, where type locality (Gulf St Vincent) is situated

***Histiophryne pogonia* Arnold 2012**

bearded, referring to bearded appearance formed by cutaneous cirri on ventrolateral margins of head [originally spelled *pogonius*, an adjective, but emended to *pogonia* since genus is feminine]

***Histiophryne psychedelica* Pietsch, Arnold & Hall 2009**

psychedelic (*psyche*, mind; *delein*, to manifest), relating to or denoting drugs (especially LSD) that produce hallucinations and apparent expansion of consciousness, and to art and other graphic displays inspired by these drugs, referring to unique pigment pattern of swirling concentric rings and stripes that cover head, body and fins

***Kuiterichthys* Pietsch 1984**

in honor of underwater photographer Rudolf “Rudie” Kuitert (b. 1943), for his contributions to the ichthyology of Australia, his generosity in providing specimens, and for many “excellent” photographs of antennariids of this region; *ichthys*, fish

***Kuiterichthys furcipilis* (Cuvier 1817)**

furcatus, forked; *pilus*, hair, referring to hair-like bifurcate dermal spinules covering body

***Kuiterichthys pietschi* Arnold 2013**

in honor of Theodore W. Pietsch (b. 1945), University of Washington (Seattle, USA), for his many contributions to the evolutionary biology of lophiiform fishes, and for his dedication to guiding and inspiring future generations of ichthyologists

***Lophiocharon* Whitley 1933**

etymology not explained, presumably *Lophius*, type genus of order, perhaps used here as a general word for anglerfish, and Charon, the ferryman who carried the souls of the dead over the river Styx (if so, allusion not evident)

***Lophiocharon hutchinsi* Pietsch 2004**

in honor of Barry Hutchins (b. 1946), Curator of Fishes, Western Australian Museum (Perth), for providing most of the material on which this species is based, and for his many contributions to Australian ichthyology

***Lophiocharon lithinostomus* (Jordan & Richardson 1908)**

lithinis, marbled (like stone); *stomus*, mouth, referring to “tongue and inside of throat marbled like front of chin and trunk”

***Lophiocharon trisignatus* (Richardson 1844)**

tri-, three; *signatus*, marked, referring to three dark spots on sides (on some specimens)

Phyllophryne Pietsch 1984

phyllon, leaf, referring to numerous, scattered, leaf-shaped cutaneous appendages on head and body; *phryne*, toad, a common suffix for lophiiform genera, possibly dating to Aristotle and Cicero, who called anglerfishes “fishing-frogs” and “sea-frogs,” respectively, presumably referring to their frog- or toad-like appearance (what’s more, some early naturalists believed that antennariids were anuran amphibians)

Phyllophryne scortea (McCulloch & Waite 1918)

leathery, referring to its skin, described as “leathery, without spines but closely covered with minute dermal tubercles”

Porophryne Arnold, Harcourt & Pietsch 2014

poros, pored, referring to naked, black, spots on head and body of most specimens (like the oscula of sponges), as well as its primary microhabitat within sponge (*Porifera*) beds; *phryne*, toad, a common suffix for lophiiform genera, possibly dating to Aristotle and Cicero, who called anglerfishes “fishing-frogs” and “sea-frogs,” respectively, presumably referring to their frog- or toad-like appearance (what’s more, some early naturalists believed that antennariids were anuran amphibians)

Porophryne erythrodactylus Arnold, Harcourt & Pietsch 2014

erythros, red; *dactylus*, fingers, reference to conspicuous red pigmentation on tips of pectoral-fin rays and along distal margins of some or all other fins

Rhycherus Ogilby 1907

Greek for ragged, referring to “shaggy appearance due to the crowded cutaneous appendages” of *R. wildii* and *R. bifurcatus* (both = *filamentosus*)

Rhycherus filamentosus (Castelnau 1872)

filamentous, presumably referring to long illicium, described as a “long, thin, tentaculated spine, having on each side a slender, filiform, bifid tentacle”

Rhycherus gloveri Pietsch 1984

in honor of John Glover (1935-1992), Curator of Fishes, South Australian Museum (Adelaide), for his many contributions to Australian ichthyology and for making material available for revisionary studies of Australian frogfishes

Tathicarpus Ogilby 1907

tathe, to stretch or extend; *carpus*, wrist, referring to “enormous elongation of the carpal bones, which gives to the pectoral limb very much the appearance of the foreleg of a frog”

Tathicarpus butleri Ogilby 1907

in honor of “Dr. Graham Butler,” who discovered this frogfish (which was caught by local fishermen while netting among coral and seaweed), possibly A. Graham Butler (1872-1949), a physician and medical historian who practiced in Gladstone (Queensland, Australia), about 100 km from type locality

Family TETRABRACHIIDAE**Dibrachichthys Pietsch, Johnson & Arnold 2009**

di-, two and *brachium*, arm, referring to two pectoral fins, one on each side, in contrast to “double” pectoral fins of *Tetrabrachium ocellatum*; *ichthys*, fish

Dibrachichthys melanurus Pietsch, Johnson & Arnold 2009

melanos, black; *oura*, tail, referring to conspicuous back bar across base of caudal fin

Tetrabrachium Günther 1880

tetra, four; *brachium*, arm, referring to pectoral fins with the upper portion detached, creating the impression of having two pectoral fins per side

Tetrabrachium ocellatum Günther 1880

ocellate (with eye-like spots), referring to numerous white ocelli-like markings on upper half of body, extending onto dorsal fin

Family LOPHICHTHYIDAE Arafura Frogfish**Lophichthys Boeseman 1964**

lophius, ancient name of *Lophius piscatorius* (Lophiidae), referring to its goosefish-like appearance and possible affinity with that family; *ichthys*, fish

Lophichthys boschmai Boeseman 1964

in honor of Hilbrand Boschma (1893-1976), Dutch zoologist and director of the Rijksmuseum of Natural History in Leiden, who “expertly guided the first steps of so many zoological taxonomists,” including Boeseman

Family BRACHIONICHTHYIDAE Handfishes or Warty Anglers

5 genera · 14 species

***Brachionichthys* Bleeker 1854**

brachium, arm, allusion not explained, probably referring to arm-like pectoral fin; *ichthys*, fish

***Brachionichthys australis* Last, Gledhill & Holmes 2007**

southern, referring to its widespread temperate distribution (Western Australia, New South Wales, Victoria, Queensland, and Tasmania)

***Brachionichthys hirsutus* (Lacepède 1804)**

hairy, referring to skin “dotted with very small blackish spines” or “prickles” (translation)

***Brachiopsilus* Last & Gledhill 2009**

brachium, arm; *psilos*, bare or smooth, referring to smooth surfaces of body and arm-like pectoral fins

***Brachiopsilus dianthus* Last & Gledhill 2009**

pink carnation, referring to pinkish-red body

***Brachiopsilus dossenus* Last & Gledhill 2009**

humpback or hunchback, referring to pronounced fleshy hump on back between snout and second dorsal fin

***Brachiopsilus ziebelli* Last & Gledhill 2009**

in honor of Alan Ziebell, a professional diver who hand-collected some of the first specimens while fishing for abalone; these specimens were initially displayed in his home aquarium and later donated to the authors for research

***Pezichthys* Last & Gledhill 2009**

pezo, walking, referring to their ability to walk on the sea floor using their hand-like pelvic fins and arm-like pectoral fins; *ichthys*, fish

***Pezichthys amplispinus* Last & Gledhill 2009**

amplus, large; *spina*, thorn or spine, referring to dense covering of long dermal spinules over its skin

***Pezichthys compressus* Last & Gledhill 2009**

compressed, referring to laterally flattened body shape

***Pezichthys eltanini* Last & Gledhill 2009**

in honor of the Polar Research Vessel *Eltanin*, which was used between 1962 and 1979 to survey Antarctic waters and nearby temperate seas, and from which type was collected in 1968

***Pezichthys macropinnis* Last & Gledhill 2009**

macro-, large; *pinna*, fin, referring to tall dorsal and anal fins

***Pezichthys nigrocilium* Last & Gledhill 2009**

niger, black; *cilium*, eyelash, referring to dark, eyelash-like markings above each orbit

***Symptericthys* Gill 1878**

symphysis, grown together, referring to first dorsal spine connected with second, and third dorsal spine with soft dorsal fin, by an incised membrane; *ichthys*, fish

***Symptericthys moultoni* Last & Gledhill 2009**

in honor of Peter Moulton, fisheries biologist with the Victorian Institute of Marine Science (now the Marine and Freshwater Resources Institute), whose interest in temperate Australian fishes led to the collection of the first specimen of this species, as well as many specimens of hitherto poorly known handfishes

***Symptericthys unipennis* (Cuvier 1817)**

uni-, one; *pennis*, fin, referring to a single membrane connected first, second and third dorsal spines

***Thymichthys* Last & Gledhill 2009**

thymos, warty excrescence, referring to warty protuberances on skin; *ichthys*, fish

***Thymichthys politus* (Richardson 1844)**

polished, allusion not explained, presumably referring to its skin, “perfectly smooth to the touch,” and/or “shining” reddish-brown color “after long maceration in spirits”

***Thymichthys verrucosus* (McCulloch & Waite 1918)**

covered with verrucae, or warts, referring to smooth skin covered in minute warts, lacking spinules

Suborder CHAUNACOIDEI

Family CHAUNACIDAE Coffinfishes or Sea Toads

2 genera · 33 species

Chaunacops* Garman 1899ops*, appearance, proposed as a subgenus of *Chaunax* with a compressed body and a high nape***Chaunacops coloratus* (Garman 1899)**

colored, described as “deep rose” in life, “tinted with blue to blackish around the angles of the mouth and on the orbit around the eye”

Chaunacops melanostomus* (Caruso 1989)melanos*, black; *stomus*, mouth, referring to black pigment lining inside of mouth***Chaunacops roseus* (Barbour 1941)**

rosy, referring to coloration in life, described as having rosy-red top of head (including chin) and a “rose and lavender” tongue and buccal cavity

***Chaunacops spinosus* Ho & McGrouther 2015**

spiny, referring to body being densely covered by fine spinules

Chaunax* Lowe 1846**one who gapes (from *chanos*, gape or open mouth), referring to “very large and wide” mouthChaunax abei* Le Danois 1978**

in honor of ichthyologist Tokiharu Abe (1911-1996), Zoological Institute of Tokyo University, who collected holotype

***Chaunax africanus* Ho & Last 2013**

African, referring to regional locality of the types (Mozambique), and how its decorated color pattern is reminiscent of some strikingly colored African animals, such as the giraffe

Chaunax albatrossae* Ho & Ma 2022**named after the vessel USFC *Albatross* (treated as feminine, as ships usually are), in service with the United States Bureau of Fisheries in the late 1800s and early 1900s, which collected the first two specimens in 1909Chaunax apus* Lloyd 1909***a-*, without; *pous*, foot, referring to pelvic fins “represented by minute rudiments”***Chaunax atimovatae* Ho & Ma 2016**

named for Atimo Vatae (Malagasy for “deep south”), trawler from Fort Dauphin (now Tôlanaro, Madagascar), from which many Madagascan specimens were collected, including type of this one

Chaunax brachysomus* Ho, Kawai & Satria 2015brachys*, short; *soma*, bodied, referring to relatively short and stout body***Chaunax breviradius* Le Danois 1978***brevis*, short; *radius*, ray, referring to shorter third ray and basal stem of first (occipital) dorsal fin compared to *C. abei*

Chaunax brachysomus. From: Ho, H.-C., T. Kawai and F. Satria. 2015. Species of the angler-fish genus *Chaunax* from Indonesia, with descriptions of two new species (Lophiiformes: Chaunacidae). *Raffles Bulletin of Zoology* v. 63: 301-308.

***Chaunax endeavouri* Whitley 1929**

in honor of the F.I.S. *Endeavour*, Australian fisheries survey vessel, from which type was collected in 1913 (ship was responsible for collecting many of Australia's continental shelf fishes in the early 20th century before it, along with all hands, was lost at sea in 1914)

***Chaunax erythraeus* Ho & Ma 2022**

Latin for reddish, referring to its uniformly pinkish-red coloration

***Chaunax fimbriatus* Hilgendorf 1879**

fringed, referring to cirri that encircle body in a closed line from sides of tail to beneath gill opening, and above pectoral fin to middle of chin near interorbital space

***Chaunax flammeus* Le Danois 1979**

proposed as a subspecies of the dark-colored *C. umbrinus* but with a “vivid” (translation) bright-pinkish color in life (fading in alcohol)

***Chaunax flavomaculatus* Ho, Roberts & Stewart 2013**

flavus, yellow; *maculatus*, spotted, referring to large yellow spots on a pinkish background dorsally when fresh (uniformly creamy white in alcohol)

***Chaunax gomoni* Ho, Kawai & Satria 2015**

in honor of Martin F. Gomon (b. 1945), senior curator of fishes, Museum Victoria (Melbourne, Australia), for his “great” contribution to fish taxonomy and for his long-term friendship with the authors

***Chaunax heemstraorum* Ho & Ma 2016**

-orum, commemorative suffix, plural: in honor of ichthyologists Phillip C. (1941-2019) and Elaine Heemstra, South African Institute for Aquatic Biodiversity (SAIAB), who offered “great hospitality and assistance” when the senior author worked in the SAIAB fish collection

***Chaunax hollemani* Ho & Ma 2016**

in honor of Wouter Holleman, Research Associate, South African Institute for Aquatic Biodiversity, for his contributions to fish taxonomy

***Chaunax latipunctatus* Le Danois 1984**

latus, broad or wide; *punctatus*, spotted, referring to large dark spots on upper body of some specimens, becoming more cloudy on the sides

***Chaunax mulleus* Ho, Roberts & Stewart 2013**

Latin for a red shoe, referring to distinct deep-red ventral surface of outer half of pectoral and pelvic fins and ventral surface of anal and caudal fins in fresh specimens

***Chaunax multilepis* Ho, Meleppura & Bineesh 2016**

multi-, many; *lepis*, scale, referring to four neuromasts on lower preopercular series of lateral line, compared with typically three neuromasts in all other members of the *C. abei* species group

***Chaunax nebulosus* Ho & Last 2013**

cloudy, referring to diffuse grayish-green color pattern overlain dorsally with five black spots

***Chaunax nudiventer* Ho & Shao 2010**

nudus, bare or naked; *ventris*, belly, referring to largely naked area on abdomen

***Chaunax obscurus* Ho & Ma 2022**

Latin for dark, referring to its black mouth cavity and gill chamber

***Chaunax penicillatus* McCulloch 1915**

having the form of a painter's brush or pencil (i.e., ending in a tuft of fine hairs), presumably referring to “densely fimbriated” rostral tentacles

***Chaunax pictus* Lowe 1846**

painted, the “whole fish above bright orange, beautifully rosy at the flanks and sides, and with the fins and lips vermilion; on the belly it is nearly white or pale, suffused with flesh-colour or rosy, and with the ventral or anal fins deeper vermilion”

***Chaunax reticulatus* Ho, Roberts & Stewart 2013**

net-like, referring to netted color pattern of body

***Chaunax russatus* Ho, Roberts & Stewart 2013**

clothed in red, referring to uniform bright-red color of body and fins

***Chaunax stigmaeus* Fowler 1946**

speckled, referring to entire back, sides and upper surfaces “marked or specked with innumerable and variable small dark olive markings,” extending on to dorsal-, caudal- and pectoral-fin rays

***Chaunax suttkusi* Caruso 1989**

in honor of Royal D. Suttkus (1929-2009), for his many contributions to ichthyology, especially the extensive collection of fishes he built during his career at Tulane University (New Orleans, Louisiana, USA)

***Chaunax umbrinus* Gilbert 1905**

dark or shady, referring to dark-gray upper body, “mottled and blotched with darker shades”

***Chaunax viridiretis* Ho & Ma 2022**

viridis, green; *retis*, genitive of *rete*, net, referring to greenish irregular reticulate pattern on body surface

Suborder OGCOCEPHALOIDEI**Family OGCOCEPHALIDAE Batfishes**

10 genera · 97 species

***Coelophrys* Brauer 1902**

coelo-, hollow; *ophrys*, brow, referring to illicial cavity on forehead of *C. brevicaudatus*

***Coelophrys arca* Smith & Radcliffe 1912**

box, referring to box-shaped head

***Coelophrys bradburyae* Endo & Shinohara 1999**

in honor of zoologist Margaret G. Bradbury (1927-2010), San Francisco State University (California, USA), for her “considerable” contributions to the systematics of the family Ogcocephalidae

***Coelophrys brevicaudata* Brauer 1902**

brevis, short; *caudatus*, tailed, referring to short, laterally compressed caudal fin

***Coelophrys brevipes* Smith & Radcliffe 1912**

brevis, short; *pes*, foot, presumably referring to “small” ventral fins slightly more than 1/3 length of pectorals

***Coelophrys micropus* (Alcock 1891)**

micro-, small; *pous*, foot, referring to “minute” ventral fins

***Coelophrys mollis* Smith & Radcliffe 1912**

soft, allusion not explained, perhaps referring to “edentulous” palate and tongue

***Dibranchius* Peters 1876**

di-, two; *branchus*, gill, referring to having gills on only the second and third arches (fourth arch without gill filaments)

***Dibranchius accinctus* Bradbury 1999**

well-armed, referring to its “long tough” spines, presumably the “long spines” on large tubercles on dorsal margins of orbits

***Dibranchius atlanticus* Peters 1876**

-icus, belonging to: described from the eastern Atlantic of western Africa (but also occurring in the western Atlantic from Canada to Brazil)

***Dibranchius cracens* Bradbury, McCosker & Long 1999**

neat or tidy, referring to its “firm, trim body and regularity of size and distribution of tubercles”

***Dibranchius discors* Bradbury, McCosker & Long 1999**

unlike or different, referring to “aberrant” shape of head (e.g., extremely narrow interorbital space and narrow mouth with enlarged eyes) and different proportions of illicial bone (high and narrow instead of low and broad when viewed frontally) compared to congeners

***Dibranchius erinaceus* (Garman 1899)**

hedgehog, allusion not explained, presumably referring to “harsh” spines on tubercular scales of disk and tail

***Dibranchius hystrix* Garman 1899**

porcupine, allusion not explained, possibly referring to tubercular scales on disk and tail, or, more specifically, to long, recurved spines on tail and long and curved spines on suboperculum

***Dibranchius japonicus* Amaoka & Toyoshima 1981**

Japanese, referring to waters off Iwate Prefecture, Japan, type locality (also occurs off Australia and South Africa)

***Dibranchius nudivomer* (Garman 1899)**

nudus, bare or naked, referring to absence of vomerine teeth

***Dibranchius sparsus* (Garman 1899)**

speckled or spotted, allusion not explained, perhaps referring to “rather faint and ill defined spots of light brown somewhat closely placed over the disk”

***Dibranchus spinosus* (Garman 1899)**

spiny, presumably referring to “much smaller but much more numerous spines” on disc compared to *D. erinaceus* (described in same publication)

***Dibranchus spongiosa* (Gilbert 1890)**

spongy, referring to “soft, spongy texture” of body

***Dibranchus tremendus* Bradbury 1999**

something to be trembled at, referring to its “giant size” (>190 mm SL) and “terrific spines”

***Dibranchus velutinus* Bradbury 1999**

velvety, referring to fine tubercles that give its skin the look of velvet

***Halicmetus* Alcock 1891**

etymology not explained, perhaps referring in some way to its relation to and/or similarity with *Halieutaea*

***Halicmetus drypus* Ho & Last 2018**

named for the pink plant genus *Drypis* of the tribe Drypideae, family Caryophyllaceae, referring to this batfish’s pinkish-yellow background in life

***Halicmetus granulatus* Ho 2022**

Latin for granular, referring to its rough body surface, with various-sized bucklers

***Halicmetus marmoratus* Weber 1913**

marbled, proposed as a variety (subspecies) of *H. ruber* with irregular, brown spots all over body, some of which join to form larger spots

***Halicmetus niger* Ho, Endo & Sakamaki 2008**

black, referring to uniform gray-to-black color of body, peritoneum and pharynx

***Halicmetus odysseus* Prokofiev 2020**

named for the *Odyssey* (Latinized as *Odyssey*), Soviet research vessel from which holotype was collected in 1984

***Halicmetus reticulatus* Smith & Radcliffe 1912**

net-like, referring to light olive-brown color in alcohol, “crossed by narrow light-colored reticulating lines, bars, and spots”

***Halicmetus ruber* Alcock 1891**

red, referring to uniform light-pink color in life

***Halicmetus westraliensis* Ho & Last 2018**

-ensis, suffix denoting place: Western Australia, type locality

***Halieutaea* Valenciennes 1837**

from *halieutes*, Greek for angler or fisherman, referring to how it feeds by resting on the ocean floor while attracting small fishes and crustaceans with its “bait”

***Halieutaea brevicauda* Ogilby 1910**

brevis, short; *cauda*, tail, referring to shorter caudal fin compared to *H. stellata*

***Halieutaea coccinea* Alcock 1889**

scarlet, described as having a “bright pink” back and “dark crimson” belly in life

***Halieutaea dromedaria* Prokofiev 2019**

like a one-humped camel or dromedary, referring to arched dorsal contour of its back

***Halieutaea fitzsimonsi* (Gilchrist & Thompson 1916)**

in honor of Frederick William Fitzsimons (1870-1951), Irish-born South African naturalist and Director of Port Elizabeth Museum and Snake Park (now Bayworld Snake Park), who “procured” several new fish species for his museum, including type of this one

***Halieutaea fumosa* Alcock 1894**

smoky, referring to “smoky blue” upper body color

***Halieutaea hancocki* Regan 1908**

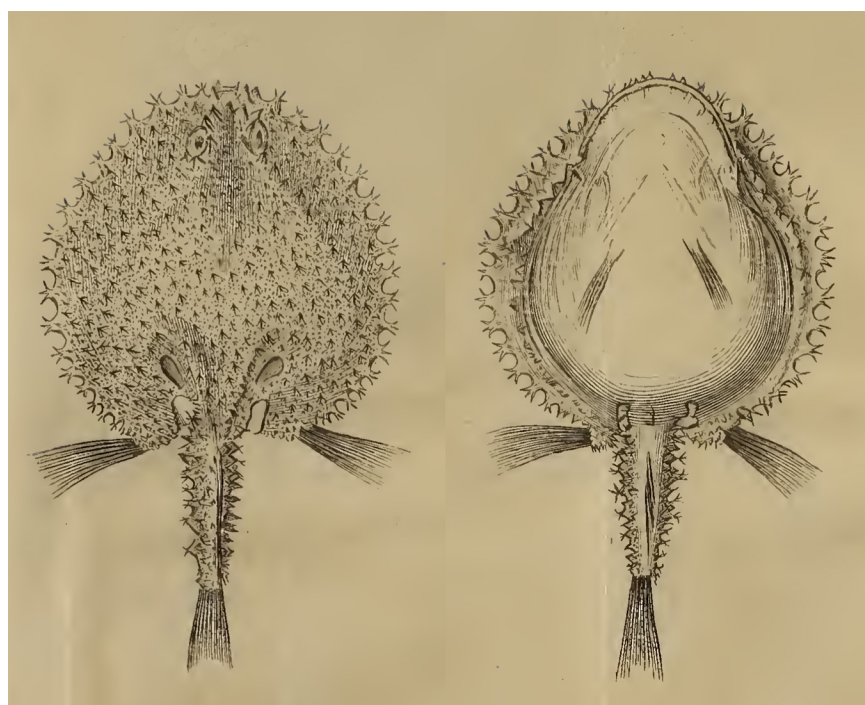
in honor of Lieut. Hancock, Royal Navy (forename not given), First Lieutenant of HMS *Sealark*, from which type was collected

***Halieutaea indica* Annandale & Jenkins 1910**

Indian, presumably referring to type locality, Bay of Bengal, off Orissa coast, India (occurs in Indo-West Pacific from South Africa, Seychelles and Madagascar east to Philippines and New Guinea, north to southern Japan, south to northern Australia)

***Halieutaea nigra* Alcock 1891**

black, referring to uniform blue-black body color, with “jet-black vermicular” lines



Halieutaea stellata. From: Vahl, M. 1797. Beskrivelse tvende nye arter af Bredflab-slaegten *Lophius*. *Skrivter af Naturhistorie-Selskabet Kiøbenhavn* v. 4: 212-216, Pl. 3.

***Halieutaea retifera* Gilbert 1905**

rete, net; *fera*, to carry or bear, referring to “coarsely reticulating reddish brown lines” on upper body

***Halieutaea stellata* (Vahl 1797)**

starry (covered with stars), referring to stellate (star-shaped) spiny tubercles on upper body

***Halieutaea xenoderma* Prokofiev 2020**

xenos, strange or foreign (i.e., different); *derma*, skin, unique within genus in having multicuspid spinules on entire dorsal and ventral surfaces of disc and on tail

***Halieutichthys* Poey 1863**

Halieutaea, similar and/or related to that genus; *ichthys*, fish

***Halieutichthys aculeatus* (Mitchill 1818)**

spined or sharp pointed, referring to its “prickly back, and margin aculeated forward and backwards”

***Halieutichthys bispinosus* Ho, Chakrabarty & Sparks 2010**

bi-, two; *spinosus*, spined, referring to well-developed inner and outer sphenotic tubercles

***Halieutichthys caribbaeus* Garman 1896**

Caribbean, described from specimens collected from Jamaica and Barbados (occurs in northern Caribbean to French Guyana)

***Halieutichthys intermedius* Ho, Chakrabarty & Sparks 2010**

intermediate in character states between *H. aculeatus* and *H. bispinosus*

***Halieutopsis* Garman 1899**

opsis, appearance, its “Outlines resembling *Halieutaea*”

***Halieutopsis andriashevi* Bradbury 1988**

in honor of Anatoly Petrovich Andriashev (1910-2009), “whose contributions to deep-sea ichthyology are legion”; he first recognized this batfish as new, “kindly” made it available to Bradbury for study, and for 20 years “waited patiently for the results”

***Halieutopsis bathyoreos* Bradbury 1988**

bathy, deep; *oreos*, mountain, referring to Horizon Guyot, central North Pacific Ocean (type locality), the first batfish known from a seamount

***Halieutopsis echinoderma* Ho 2021**

echinos, spiny; *derma*, skin, presumably referring to small spines between its principal tubercles

***Halieutopsis galatea* Bradbury 1988**

sea nymph, in honor of the Danish research vessel *Galathea*, which secured type during the Danish Deep-Sea Expedition Round the World (1950-1952)

***Halieutopsis ingerorum* Bradbury 1988**

-orum, commemorative suffix, plural: in honor of biologist Robert F. Inger (1920-2019), Field Museum of Natural History, and in memory of the late Mary Lee Inger, for “friendship and wise counsel through the years”

***Halieutopsis kawaii* Ho 2021**

in honor of Ho’s friend, ichthyologist Toshio Kawai, Hokkaido University, who collected paratypes and made them available for study

***Halieutopsis murrayi* Ho 2021**

in honor of John Murray (1841-1914) of the HMS *Challenger*, which secured holotype, for his contributions to modern oceanography

***Halieutopsis margaretae* Ho & Shao 2007**

in honor of zoologist Margaret G. Bradbury (1927-2010), San Francisco State University (California, USA), for her “enormous” contribution to our knowledge of batfishes

***Halieutopsis nasuta* (Alcock 1891)**

large-nosed, referring to “broadly expanded snout-bones project[ing] far beyond the deep semicircular cavity which lies beneath them” [*Incertae sedis* in Ogcocephalidae; holotype in poor condition and never collected since]

***Halieutopsis nudiventer* (Lloyd 1909)**

nudus, bare or naked; *venter*, belly, referring to absence of spines on lower surface of disk and tail

***Halieutopsis oblonga* (Smith & Radcliffe 1912)**

oblong (somewhat long), allusion not explained, perhaps referring to head shape, “narrow, elongate, not disk-like” as in the “typical *Dibranchus*”

***Halieutopsis okamurai* Ho 2021**

in honor of the late Osamu Okamura, Kochi University, who collected holotype in 1968, for his “remarkable” contributions to the study of deep-sea fishes, especially gadiforms

***Halieutopsis simula* (Smith & Radcliffe 1912)**

diminutive of *simus*, snub-nosed, referring to “moderate” rostrum, “projecting beyond jaws, the anterior margin bent downward until the tentacular aperture is barely equal to diameter of eye, its height being about one-half its width”

***Halieutopsis stellifera* (Smith & Radcliffe 1912)**

stella, star; *fero*, to bear, i.e., star-bearing, referring to dorsal surface covered with stellate (star-shaped) tubercles, each capped with a long, slender spine

***Halieutopsis taiwanae* Ho 2021**

-ea, adjectival suffix, i.e., Taiwanese, referring to type locality off Taiwan

***Halieutopsis tumifrons* Garman 1899**

tumis, a swelling; *frons*, front, referring to “considerably swollen” edges on suboperculum and forward, especially below the eyes

***Malthopsis* Alcock 1891**

opsis, appearance, i.e., similar to *Maltha* (= *Ogcocephalus*) but with only two (vs. 2½) gills on each side

***Malthopsis annulifera* Tanaka 1908**

annulus, ring; *fero*, to bear, referring to three pairs of blackish rings or eye-like spots on disk

***Malthopsis apis* Ho & Last 2021**

Latin for bee, referring to small, pointed rostral spine and large orbit which together resemble the head of a honeybee

***Malthopsis arrietty* Ho 2020**

named after the miniature character of the 2010 Japanese animated fantasy film *Arrietty the Borrower* (Japan) or *The Secret World of Arrietty* (North America), referring to its miniature size (up to 54 mm SL)

***Malthopsis asperata* Ho, Roberts & Shao 2013**

rough, referring to a prominent spine with many asperities (spinules) on each buckler

***Malthopsis austraficana* Ho 2013**

austro-, south, referring to southern Africa, where type locality (off Mozambique) is situated (also known from off South Africa and Madagascar)

- Malthopsis bradburyae* Ho 2013**
in honor of the late Margaret G. Bradbury (1927-2010), San Francisco State University (California, USA), for her “great” contribution to our knowledge of batfishes, and for her friendship
- Malthopsis bulla* Ho & Last 2021**
Latin for knob, referring to flattened bucklers covering entire body
- Malthopsis formosa* Ho & Koeda 2019**
Formosa, old name of Taiwan, only known area of occurrence in northern South China Sea
- Malthopsis gigas* Ho & Shao 2010**
giant, largest member of genus, reaching 136.4 mm SL
- Malthopsis gnoma* Bradbury 1998**
gnome-like, referring to its “diminutive size yet grotesque appearance”
- Malthopsis jordani* Gilbert 1905**
in honor of ichthyologist David Starr Jordan (1851-1931), who, with Barton Warren Evermann, supervised the U.S. Fish Commission steamer *Albatross* expedition to the Hawaiian Islands, during which type was collected
- Malthopsis kobayashii* Tanaka 1916**
in honor of Mansaku Kobayashi of Yokkaichi, Mya Prefecture, Japan, who collected type
- Malthopsis lutea* Alcock 1891**
yellow, referring to pinkish-yellow color in life
- Malthopsis mcgrouteri* Ho & Last 2021**
in honor of Mark McGrouther (b. 1958), former collection manager of the Australian Museum (Sydney), for his “great” contribution in assisting the authors’ studies and his friendship
- Malthopsis mitrigeria* Gilbert & Cramer 1897**
mitri-, etymology not explained, perhaps *miter* (liturgical headdress worn by bishops and abbots), and *-iger*, to bear, referring to vertical projection in front of head [Gilbert 1905 emended spelling from “*mitriger*” to “*mitrigeria*” without explanation; the latter spelling is currently in use]
- Malthopsis oculata* Ho & Last 2021**
eyed, referring to “unusually” large orbit
- Malthopsis parva* Ho, Roberts & Shao 2013**
small, referring to small adult size, the largest (mature) specimen reaching 46.4 mm SL
- Malthopsis provocator* Whitley 1961**
Latin for challenger, named for M.V. *Challenge*, from which holotype was trawled
- Malthopsis retifera* Ho, Prokofiev & Shao 2009**
rete, net; *fera*, to carry or bear, referring to reticular color pattern on dorsal surface
- Malthopsis tetrabulla* Ho & Last 2021**
tetra, four; *bulla*, knob, referring to four prominent bucklers on posterior portion of skull
- Malthopsis tiarella* Jordan 1902**
diminutive of *tiara*, a decorative headband (e.g., diadem), presumably referring to three rows of spines on edge of head
- Malthopsis velutina* Ho 2020**
velvety, referring to body covered with fine bucklers and prickles, forming a velvet-like integument
- Ogocephalus* Fischer 1813**
ogkos, hook; *cephalus*, head, referring to pointed rostral process on produced snout of *O. vespertilio*
- Ogocephalus corniger* Bradbury 1980**
cornis, horn; *-iger*, to bear, referring to long, upturned rostrum
- Ogocephalus cubifrons* (Richardson 1836)**
cubus, cube; *frons*, forehead, referring to square or “cubical” shape of head
- Ogocephalus darwini* Hubbs 1958**
in honor of naturalist Charles Darwin (1809-1882), in celebration of the 100th anniversary of the publication of his *On the Origin of Species*, and “in view of the circumstance that Darwin’s most significant observations on insular endemism were made at the Galapagos Islands,” type locality
- Ogocephalus declivirostris* Bradbury 1980**
declivis, sloping; *rostrum*, snout, referring to downward-sloping snout
- Ogocephalus nasutus* (Cuvier 1829)**
long-nosed, referring to pointed snout with a well-developed horn (but variable in length, ranging from a short

knob to a thick-based cone to long and finger-like projection) [amusingly, its common name, Shortnose Batfish, is opposite its scientific name]

Ogcocephalus notatus (Valenciennes 1837)

marked, described as having 3-4 small, round, black spots, placed on each side of opercular spine (contemporary accounts indicate that this batfish has 1-7 paired clusters of dark, pale-edged spots along disc edge, sometimes with dark rings on top surface and sides of tail)

Ogcocephalus pantostictus Bradbury 1980

pantos, all; *stiktos*, spotted, referring to overall spotted color pattern

Ogcocephalus parvus Longley & Hildebrand 1940

small, referring to small size, up to 10 cm TL (type specimen 7.8 cm)

Ogcocephalus porrectus Garman 1899

projected, referring to longer rostrum compared to the similar *O. vespertilio*

Ogcocephalus pumilus Bradbury 1980

dwarfish, diminutive or little, referring to “diminutive size and grotesque appearance”

Ogcocephalus rostellum Bradbury 1980

diminutive of *rostrum*, referring to its “particularly small” snout

Ogcocephalus vespertilio (Linnaeus 1758)

bat, allusion not explained, probably referring to “Sea-Batt” (with two “t”s), a common name dating to at least Browne’s *Civil and Natural History of Jamaica* (1756), who said “by the extension of its side-fins and its small ventrals, represents a bat in some measure, whence its name”

Solocisquama Bradbury 1999

solox, coarse or bristly; *squama*, scaled, referring to scales in the form of spiny tubercles

Solocisquama carinata Bradbury 1999

keeled, referring to alignment of tubercles forming keels along disk edge and sides of tail

Solocisquama erythrina (Gilbert 1905)

erythros, red; *-inus*, adjectival suffix, referring to “uniform light carmine-red” body color in life, and the fins a “deeper red or a little darker in color”

Solocisquama stellulata (Gilbert 1905)

with small stars, referring to upper surface of head, trunk and tail “thickly beset” with sharp spines, which arise each from a conical base bearing 4-6 “strong radiating ridges, which give a strikingly stellate appearance viewed from above”

Zalieutes Jordan & Evermann 1896

zale, surge of the sea, allusion not explained but possibly referring to how *Z. elater*, more common in moderate depths not close to shore, was described from a specimen in Mazatlan Harbor (Sinaloa, México), perhaps washed closer to shore during a storm surge; [*h*] *alieutes*, Greek for angler or fisherman, referring to how it feeds, like all batfishes, by resting on the ocean floor while attracting small fishes and crustaceans with its “bait”

Zalieutes elater (Jordan & Gilbert 1882)

according to Jordan & Evermann (1898), named for resemblance of its ocelli to eye-like spots on back of the Central and North American click beetle *Elater* (now *Alaus*) *oculatus*

Zalieutes mcgintyi (Fowler 1952)

in honor of Paul L. McGinty (1906-1985), who operated, along with his brother Thomas L. McGinty (1907-1986), the yacht from which type was collected