

GLOBAL CORRUPTION BAROMETER  
ASIA 2020

# CITIZENS' VIEWS AND EXPERIENCES OF CORRUPTION

---



**Transparency International is a global movement with one vision: a world in which government, business, civil society and the daily lives of people are free of corruption. With more than 100 chapters worldwide and an international secretariat in Berlin, we are leading the fight against corruption to turn this vision into reality.**

**[www.transparency.org](http://www.transparency.org)**

Author: Jon Vrushi

Survey management and research: Adriana Fraiha Granjo, Roberto Martinez Kukutschka, Jonathan Rougier, Jon Vrushi

Contributor: Dr. Caryn Peiffer

Designer: Sophie Everett / [sophieeverett.com.au](http://sophieeverett.com.au)

Cover image: Meel Tamphanon / [meellameel.com](http://meellameel.com)

Every effort has been made to verify the accuracy of the information contained in this report. All information was believed to be correct as of November 2020. Nevertheless, Transparency International cannot accept responsibility for the consequences of its use for other purposes or in other contexts.

Disclaimer: The *Global Corruption Barometer - Asia* report and associated website pages, online content, infographics and videos, is one of the largest surveys on corruption and bribery in 17 countries and territories throughout the Asia region. For stylistic or space reasons, in some places the report only refers to 'countries' instead of 'countries and territories'.

ISBN: 978-3-96076-154-9

2020 Transparency International. Except where otherwise noted, this work is licensed under CC BY-ND 4.0 DE. Quotation permitted. Please contact Transparency International – [copyright@transparency.org](mailto:copyright@transparency.org) – regarding derivatives requests.



# GLOBAL CORRUPTION BAROMETER ASIA 2020

## TABLE OF CONTENTS

### 2-7

#### Executive summary

About the survey  
Key findings  
Recommendations

### 8-19

#### What do citizens think about corruption?

Corruption stagnating or on the rise  
Government corruption is a problem  
Governments are tackling corruption  
Parliamentarians are most corrupt  
Low trust in government  
Anti-corruption agencies

### 20-26

#### How are citizens affected by corruption?

Nearly one in five citizens pays bribes  
Police have highest bribery rate  
More than one in five citizens uses personal connections  
People use personal connections across services  
Why people pay bribes and use personal connections  
Age matters

### 27

#### Sextortion

### 28-29

#### Political integrity

### 30-33

#### Taking action

Citizens can help tackle corruption  
Retaliation is biggest hurdle  
Do citizens know their rights?

### 34

#### Conclusion

### 35-36

#### Methodology

Weighting

### 37-54

#### Country cards

### 55-58

#### End notes

# EXECUTIVE SUMMARY

Booming economies, fast modernisation and a continued growth of the middle class are some of the key trends that shape Asia. While the disruptive effect of the COVID-19 pandemic and its economic consequences cannot be over-stated, many countries in the region are managing to recover quickly, while others still suffer the dual health and economic crises.



photo: Yung Chi Wai Derek / Shutterstock.com



Despite vast socio-economic and political differences, corruption remains one of the key challenges across the region.

Of the 17 countries and territories surveyed in this 10th edition of the *Global Corruption Barometer – Asia*, at least a quarter are considered authoritarian regimes, marked by a lack of civil and political rights, including restrictions to freedom of speech and closed space for political and civic participation.<sup>1</sup>

When it comes to people's direct experience with corruption, through bribery, sexual extortion or vote-buying, the results are stark and worrying, and call for immediate and coordinated action.

For anti-corruption efforts to remain sustainable across the region, it is critical for citizens to counter and reject corruption in all forms. This often starts

with individuals speaking out against corruption, which most respondents in our survey think would lead to retaliation against them.

Despite these challenges, fear of intimidation and limited freedom of speech, an overwhelming majority of citizens believe that ordinary people can make a difference in the fight against corruption.

This resilience and positive outlook are the key to any future anti-corruption efforts and can be a powerful tool in the hands of reform-minded governments, businesses and civil society.

## The survey

The *Global Corruption Barometer (GCB) – Asia*, published by Transparency International, presents the largest, most detailed set of public opinion data on citizens’ views on corruption and direct experiences of bribery in Asia.

Based on fieldwork conducted between June and September

2020 in 15 countries, and between March and August 2019 in Sri Lanka and Vietnam, the GCB surveyed nearly 20,000 citizens.


The results show that **nearly three out of four people think corruption is a big problem in their country.**

The GCB found that nearly one in five people who accessed

public services, such as health care and education, paid a bribe in the preceding year. This equates to approximately 836 million citizens in the 17 countries surveyed.

Despite this, the GCB raises hope for positive change. More than three out of five people think that citizens can help stop corruption.


## ABOUT THE SURVEY



**CONDUCTED FROM**  
**MAR 2019 - SEPT 2020**



**17**  
**COUNTRIES SURVEYED**



**NEARLY 20,000**  
**PEOPLE AGED 18+ TOOK PART**



**EFFICIENCY 3**  
**FIELDING THE SURVEY<sup>2</sup> IN MOST COUNTRIES**



**NATIONALLY REPRESENTATIVE**  
**BY TELEPHONE IN MOST COUNTRIES<sup>3</sup>**

## KEY FINDINGS

### 01

#### **Government corruption is a big problem**

Nearly three out of four people think that government corruption is a big problem in their country.

### 02

#### **Corruption is stagnating or on the rise**

Thirty-eight per cent of people think corruption increased in their country in the previous 12 months, while an additional 28 per cent think it stayed the same.

### 03

#### **Parliamentarians are seen as most corrupt**

Nearly one in three people thinks parliamentarians are corrupt.

### 04

#### **Bribery and use of personal connections are a regular occurrence**

Nearly one in five citizens who accessed public services, such as health care and education, paid a bribe in the previous year. Similarly, more than one in five people used personal connections.

### 05

#### **Anti-corruption agencies make positive contributions**

More than three out of four people have heard of the anti-corruption agency in their country and 63 per cent think that the agency is doing a good job.

### 06

#### **Sexual extortion is a major issue**

Citizens from Indonesia, Thailand and Malaysia experience the highest rates of sexual extortion – or sextortion – when accessing a government service, or know someone who has.

### 07

#### **Political integrity is lacking, especially around elections.**

Nearly one in seven citizens has been offered bribes in exchange for votes in the past five years.

### 08

#### **Despite fears of retaliation, citizens can make a difference.**

More than three out of five believe that ordinary people can make a difference in the fight against corruption.

## Recommendations

Governments across Asia need to make an immediate and concerted effort to ensure the lives of ordinary people are free of corruption. Key measures include:

### 1. EMPOWER CITIZENS

---

Engage citizens in the fight against corruption and ensure they can report corruption without fear of retaliation; enact and enforce strong laws to protect whistleblowers; ensure access to safe and confidential reporting mechanisms; and protect civil society and journalists who report corruption.

### 2. ENSURE CITIZENS' RIGHT TO INFORMATION

---

Prioritise easy, accessible and proactive disclosure mechanisms for public information.

### 3. DEEPEN INTEGRITY IN DEMOCRATIC PROCESSES

---

Reduce vote-buying in elections by ensuring that election commissions and anti-corruption agencies work in tandem through an integrated approach to prevent and prosecute vote-buying.

### 4. PREVENT BRIBERY AND FAVOURITISM IN PUBLIC SERVICE DELIVERY

---

Strengthen merit-based recruitment processes, introduce competitive salaries, streamline administrative processes, enhance preventative mechanisms and invest in user-friendly platforms to quickly and easily deliver essential services to the general public.

### 5. SAFEGUARD AGAINST KLEPTOCRACY, STATE CAPTURE AND BIG MONEY IN POLITICS

---

Improve transparency of political financing, strengthen comprehensive regulations to reduce conflict of interest and build transparent beneficial ownership registers.

### 6. RECOGNISE SEXUAL EXTORTION AS A FORM OF CORRUPTION

---

Take measures to reduce the culture of shaming and victim blaming that discourages people from reporting abuses; empower anti-corruption agencies and justice systems with the right tools to address sextortion cases; and create safe, accountable, accessible and, most importantly, gender-sensitive reporting mechanisms.



## 7. STRENGTHEN THE INDEPENDENCE OF ANTI-CORRUPTION AGENCIES

---

Uphold the 2012 *Jakarta Statement on Principles for Anti-Corruption Agencies*<sup>4</sup> and the *Colombo Commentary on the Jakarta Statement on Principles for Anti-Corruption Agencies*<sup>5</sup> as part of the comprehensive framework to curb corruption that is required by the UN Convention against Corruption.

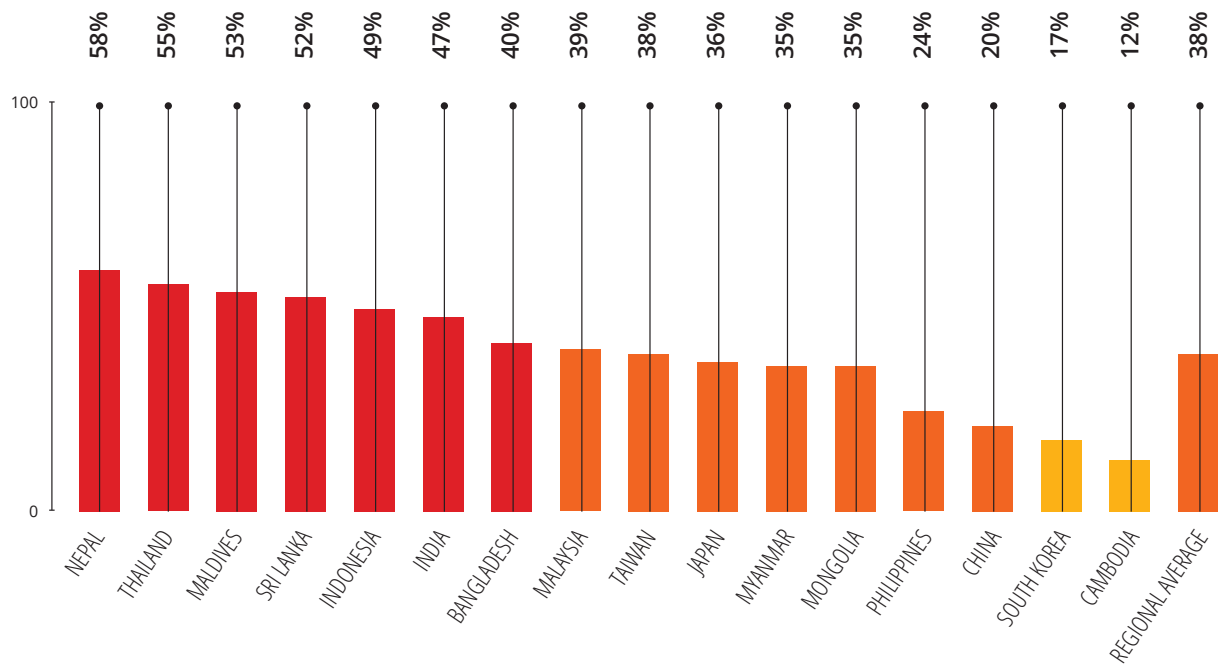


# WHAT DO CITIZENS THINK ABOUT CORRUPTION?

We asked people what they thought about the state of corruption in their country: how prevalent it is, whether it is rising or declining and whether their government is doing enough to control it. Here's what we found.

## CORRUPTION ON THE RISE, BY COUNTRY

Percentage of people who think corruption increased in the previous 12 months.<sup>6</sup>



## Corruption levels stagnating or on the rise

Citizen opinion across Asia is split on whether corruption increased, decreased or stayed the same in their country in the previous 12 months.


Thirty-eight per cent think corruption increased in their

country in the previous 12 months, while an additional 28 per cent think it stayed the same. Thirty-two per cent of citizens in Asia thought that corruption decreased.


In Nepal and Thailand, a clear majority of citizens (58 and 55 per cent respectively) think corruption increased.

Similarly, in the Maldives and Sri Lanka, 53 and 52 per cent of citizens think it stayed the same.


Conversely, a majority of citizens in China (64 per cent), the Philippines (64 per cent) and Cambodia (55 per cent) think that corruption decreased.

38% 

OF PEOPLE THINK  
CORRUPTION  
INCREASED IN THE  
PREVIOUS 12 MONTHS

32% 

THINK CORRUPTION  
DECREASED

28% 

THINK CORRUPTION  
STAYED THE SAME

### Country in focus: Nepal

Corruption is pervasive in Nepal, where according to our survey, most citizens (58 per cent) think corruption increased in the past 12 months.

Specifically, corruption is an issue in government procurement, mainly involving politicians and bureaucrats, as well as public service delivery, with citizens facing problems even in critical sectors like health and education.

People perceive corruption at all levels of government in Nepal, from the top to the local level. Unfortunately, there are many examples where corruption pervades daily life, including a high-profile land grab case involving senior public officials and the illegal transfer of state property.<sup>7</sup>

Though Prime Minister K. P. Sharma Oli has repeatedly vowed to control corruption, his administration has done little to combat it. On the contrary, Oli has defended cabinet colleagues who have been named in such scandals, while critics raise concerns that the independent anti-corruption agency has not pursued any grand corruption cases.<sup>8</sup>

People's growing frustrations with government and apathy towards corruption have spurred the "Enough is Enough" campaign,<sup>9</sup> COVID-19 street protests and support for Dr Govinda K.C.'s medical-sector reform agenda.<sup>10</sup> To control increasing corruption, a truly committed political leadership and a strong people's movement are essential.

### Government corruption is a problem

When asked whether corruption in government is a problem in their country, an overwhelming

majority of people (74 per cent) said they think government corruption is a big problem.

Only 24 per cent think corruption is no problem or a small problem.

Indonesia and Taiwan have the highest percentages of citizens who consider government corruption to be a big problem in their country (92 and 91 per cent respectively).

74%

THINK GOVERNMENT CORRUPTION IS A BIG PROBLEM

24%

THINK GOVERNMENT CORRUPTION IS NO PROBLEM OR A SMALL PROBLEM

### GOVERNMENT CORRUPTION, BY COUNTRY

Percentage of people who think corruption in government is a big problem.<sup>11</sup>

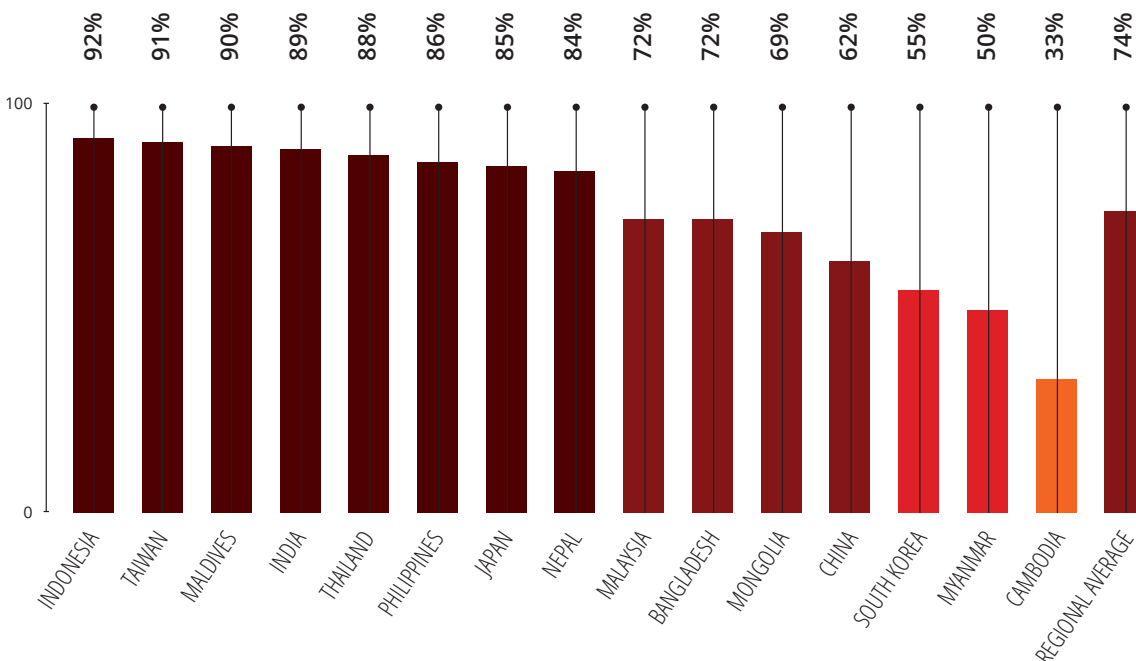




photo: Ruwan Walpola / Shutterstock.com

### Country in focus: Sri Lanka

While Sri Lanka has taken important steps to ensure its anti-corruption framework complies with the provisions of the United Nations Convention against Corruption (UNCAC), there is more scope to ensure compliance.

Although this year’s survey did not include data from Sri Lanka on the question of how big or small a problem corruption in government is, this information was previously captured in a national survey.

In 2019, Transparency International Sri Lanka conducted its own research into citizens’ perceptions of corruption and found 80 per cent of respondents considered corruption within the government to be a big problem.<sup>12</sup>

Bribery, fraud, an inability to curtail drug trafficking and a lack of implementation of anti-corruption laws are some of the biggest challenges in controlling corruption in Sri Lanka.<sup>13</sup>

Interestingly, in this year’s GCB survey, almost half of the respondents (44 per cent) still said they perceive most or all Members of Parliament as corrupt and 32 per cent think most or all local government officials are also involved in corruption.

## Governments are tackling corruption

We also asked people how they rate their government's efforts at tackling corruption.

Surprisingly, while most citizens consider corruption a big problem in their countries, they still voice positive support for the actions taken so far by their governments.

This contradiction may be a sign of recent progress of some governments or a reluctance from citizens living in authoritarian regimes to blame the government.

The results show most citizens (61 per cent) think their government is doing a good job at addressing corruption risks. Myanmar has the highest percentage of citizens who think that the government is doing well in tackling corruption

(93 per cent), followed by Bangladesh (87 per cent) and the Philippines (85 per cent).

However, in some countries citizens are dissatisfied with their government's anti-corruption efforts. Seventy-six per cent of citizens in Japan think their government is failing to fight corruption, followed by Thailand (73 per cent), South Korea (55 per cent) and the Maldives (53 per cent).

### Country in focus: Myanmar

This survey, undertaken at the end of the first democratic decade in Myanmar, shows high levels of public confidence in Myanmar's burgeoning anti-corruption infrastructure. An overwhelming number of Myanmar citizens think the government is doing a good job in tackling corruption (93 per cent).

This comes as no surprise, as the last few years have shown the anti-corruption agency's strong leadership and political will to curb corruption by investigating cases involving high-level officials. In addition, anti-corruption initiatives for legal and institutional reforms have been rolled out consistently throughout the last seven years.<sup>14</sup>

However, despite these improvements, there are many legal and structural gaps that hinder anti-corruption efforts. For example, anti-corruption laws only criminalise one side of bribery, punishing bribe recipients, while those offering bribes go unpunished. This allows individuals or private companies supplying bribes to operate with impunity.

In addition, the anti-corruption commission lacks jurisdiction over the military, leaving an entire sector without oversight, and does not have the necessary independence to appoint its own commissioners, which raises concerns among experts.

Beyond targeted anti-corruption interventions, the government should focus on promoting human rights for all its citizens, including freedom of speech, assembly and association as key drivers of sustainable good governance and integrity.

37%

THINK THEIR GOVERNMENT IS DOING  
A **BAD JOB** AT TACKLING CORRUPTION

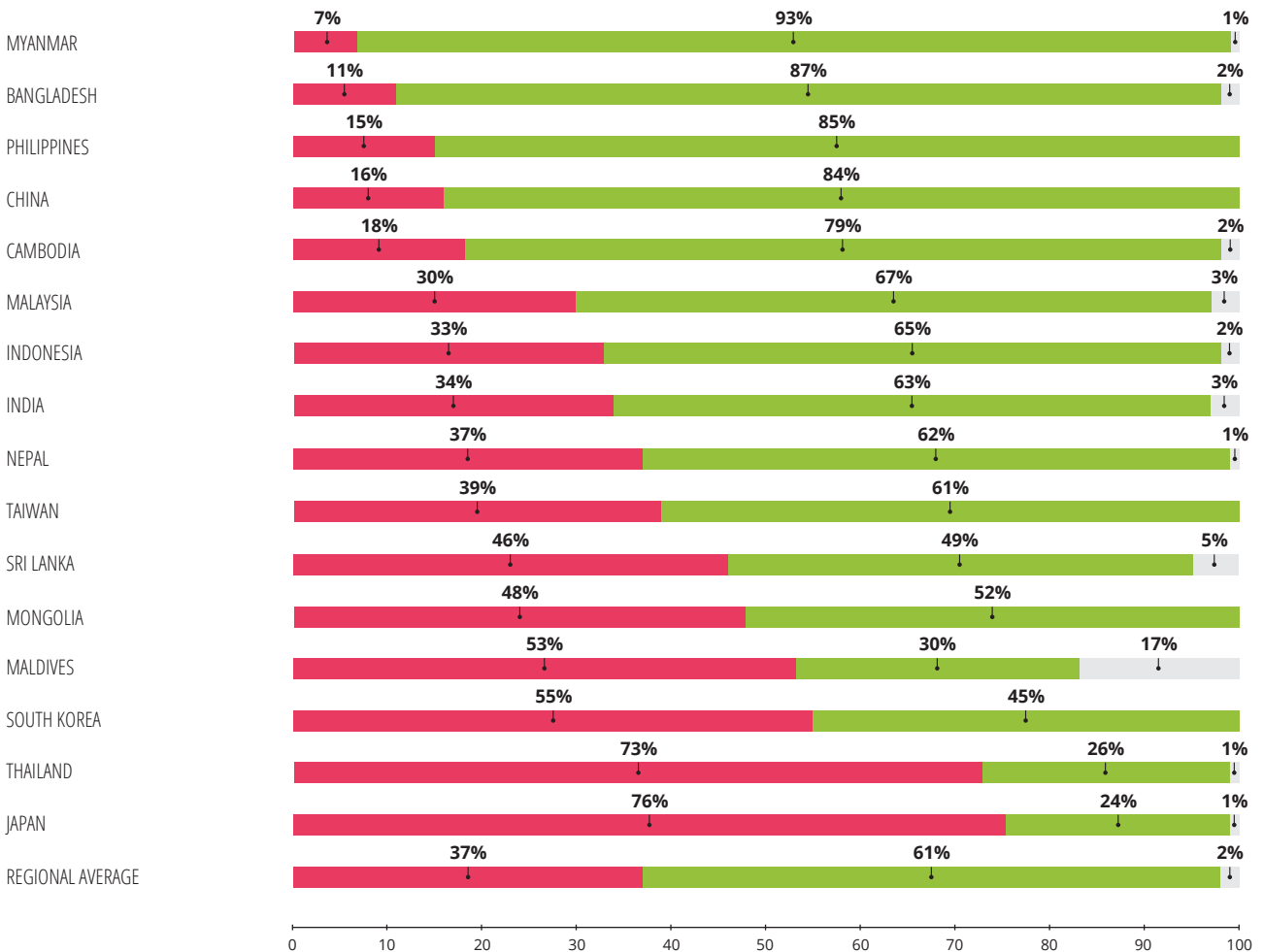
61%

THINK THEIR GOVERNMENT IS **DOING WELL**

### GOVERNMENT PERFORMANCE, BY COUNTRY

● Badly ● Well ● Don't know

Percentage of people who think their government is doing badly vs. well in tackling corruption.<sup>15</sup>



\*Percentages adding to 99% or 101% are due to rounding

## Parliamentarians are most corrupt

We asked people how much corruption they thought there is in various institutions in their country. One in three citizens thinks that most or all members

of parliament or the senate are involved in corruption.

In Mongolia and Indonesia, more than half of citizens think that most or all parliamentarians are involved in corruption (56 and 51 per cent of citizens respectively).

By contrast, only 6 per cent of citizens in Cambodia and Vietnam think that most or all parliamentarians are involved in corruption.

## CORRUPTION BY INSTITUTION

Percentage of people who think that most or all people in these groups or institutions are involved in corruption.<sup>16</sup>

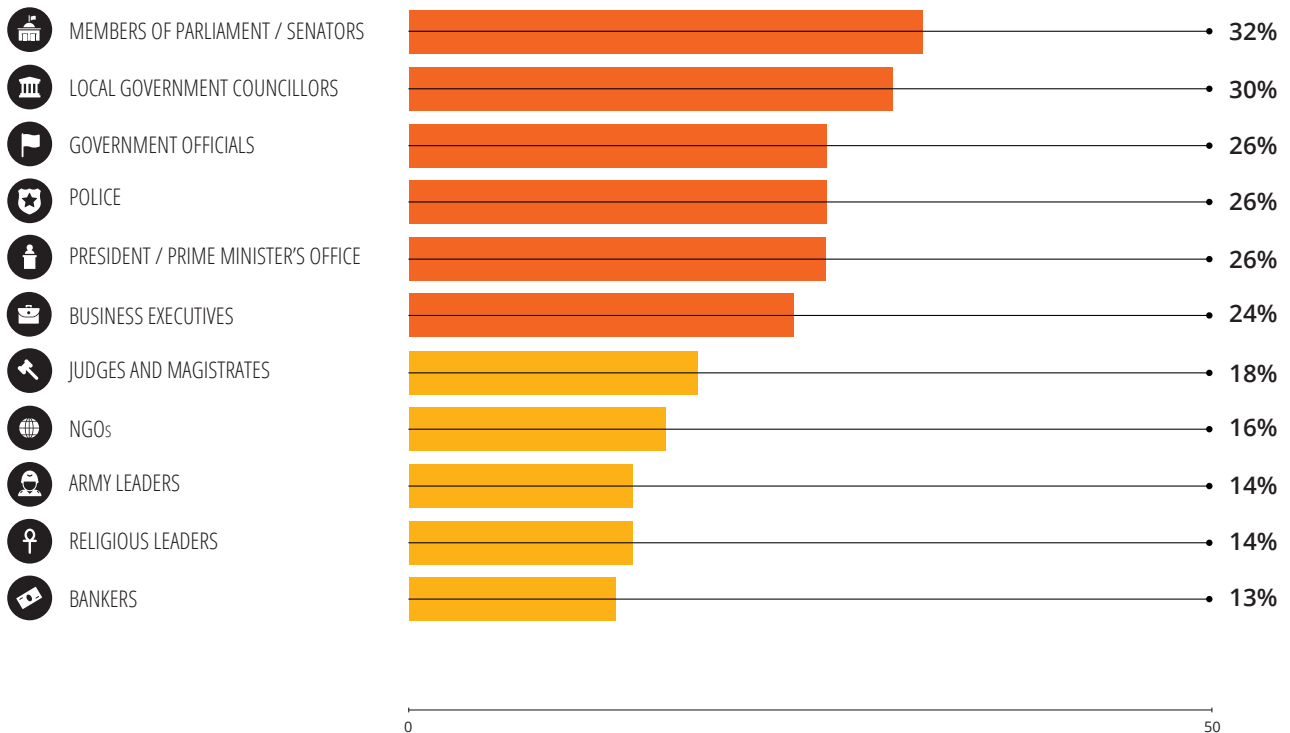






photo by jasleen\_kaur / CC-BY SA 4.0

### Country in focus: Mongolia

According to our survey, most Mongolians seem to have lost faith in Parliament. In fact, more than half (56 per cent) of citizens think most or all parliamentarians are corrupt.

This is unsurprising, because for many years, corrupt officials used stolen money to run for Parliament or used their power to channel money to companies to which they have ties.<sup>17</sup> In addition, many parliamentarians use their position to allocate high-level government jobs to family members or friends.<sup>18</sup>

In November 2018, Mongolia's anti-corruption agency (ACA) investigated a big scandal involving loans to small and medium-sized enterprises.<sup>19</sup> They found that more than two-thirds of parliamentarians channelled low-interest loans to their own companies and each company received similar amounts of cash.<sup>20</sup>

In response to the investigation, in March 2019, parliamentarians amended several laws during an emergency legislative session and fired the chief prosecutor, chief judge and head of the ACA, filling those positions with loyalists from their personal connections.<sup>21</sup> Unsurprisingly, investigations stopped and public trust in parliamentarians dropped.

As of August 2020, only four parliamentarians had received any punishment for their role in the scandal. Most simply escaped justice.<sup>22</sup>

## Low trust in government

Corruption contributes to the erosion of citizens' trust in

government. The results show that trust in government is lower than trust in the courts or the police across Asia.

The majority of citizens in Thailand (71 per cent), Japan (56 per cent), the Maldives (55 per cent), and India (51 per cent) have little or no trust in government.



photo: hareluya / Shutterstock.com

---

**33%****HAVE LITTLE OR NO TRUST  
IN THEIR GOVERNMENT**

---

**27%****HAVE LITTLE OR NO TRUST IN THE COURTS**

---

**28%****HAVE LITTLE OR NO TRUST IN THE POLICE<sup>23</sup>**

---

**Country in focus: Thailand**

Following months of protests in 2014, the current government came to power promising to curb corruption. Instead, the experiences of Thai citizens paint a different story. Many young people, students and pro-democracy activists have been protesting since February 2020 after courts banned the most vocal party opposing the government of former junta leader, Prayuth Chan-ocha.<sup>24</sup>

Among members of the Association of Southeast Asian Nations (ASEAN), Thailand fares worst for citizens' trust across state institutions, including government, the courts and the police.

Seventy-one per cent of Thai respondents indicated that they had little or no trust in government, 59 per cent said they had little or no trust in the police, and 40 per cent had little or no trust in the courts.

When it comes to the police, 37 per cent of citizens also think that most or all members of the police are corrupt, which is the highest among ASEAN countries surveyed, and 47 per cent of citizens paid bribes to the police in the past 12 months.

These bleak numbers illustrate a considerable lack of trust in government and a general deterioration of the national integrity system and institutions like the police and the courts that should be at the forefront of the fight against corruption.

---

## Anti-corruption agencies

We asked citizens across Asia whether they are aware of the anti-corruption agencies in their respective countries and whether they think these institutions are doing a good job in tackling corruption.<sup>25</sup>

More than three out of four people (76%) are familiar with the anti-corruption agency in their country, of whom a clear majority (63 per cent) think that the agency is doing a good job.

The three national anti-corruption agencies with the highest approval ratings are Myanmar (94 per cent),

Bangladesh (86 per cent) and Nepal (84 per cent).

Conversely, a majority of citizens in Thailand (65 per cent), the Maldives (58 per cent), Sri Lanka (57 per cent), Mongolia (56 per cent) and Japan (52 per cent) think that their anti-corruption agency is doing badly in the fight against corruption.



## ANTI-CORRUPTION AGENCY APPROVAL RATING, BY COUNTRY

Percentage of people who said their anti-corruption agency is doing well in the fight against corruption.<sup>26</sup>

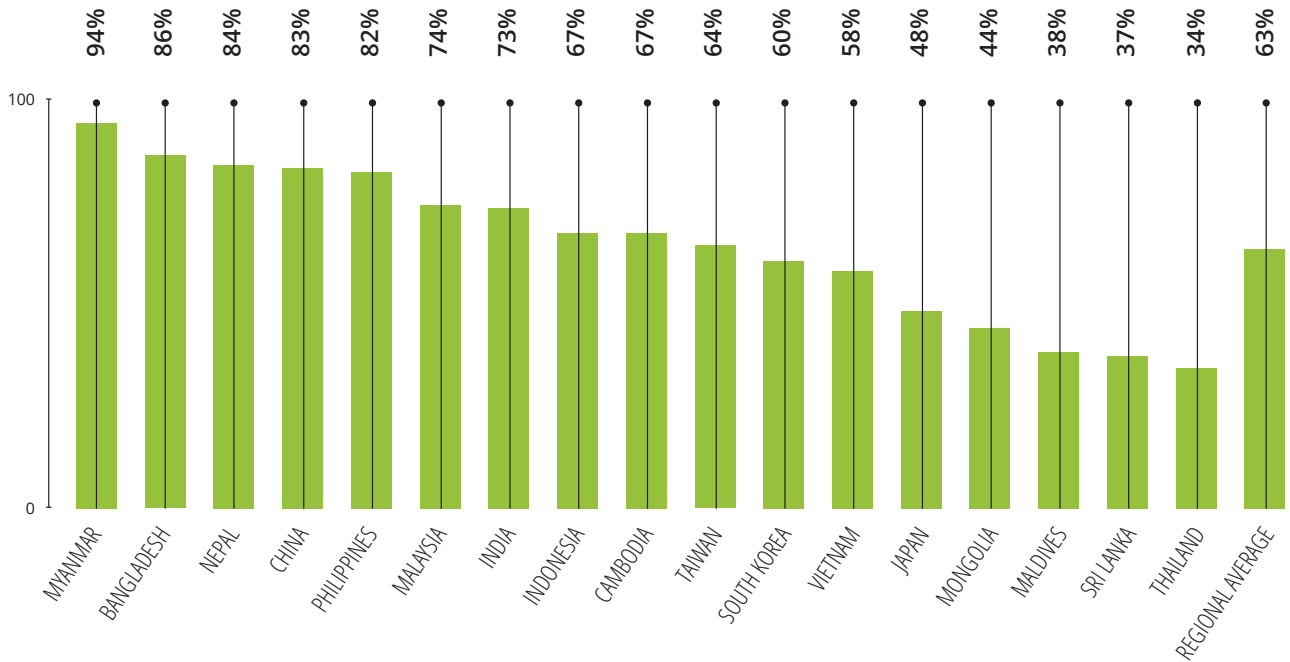
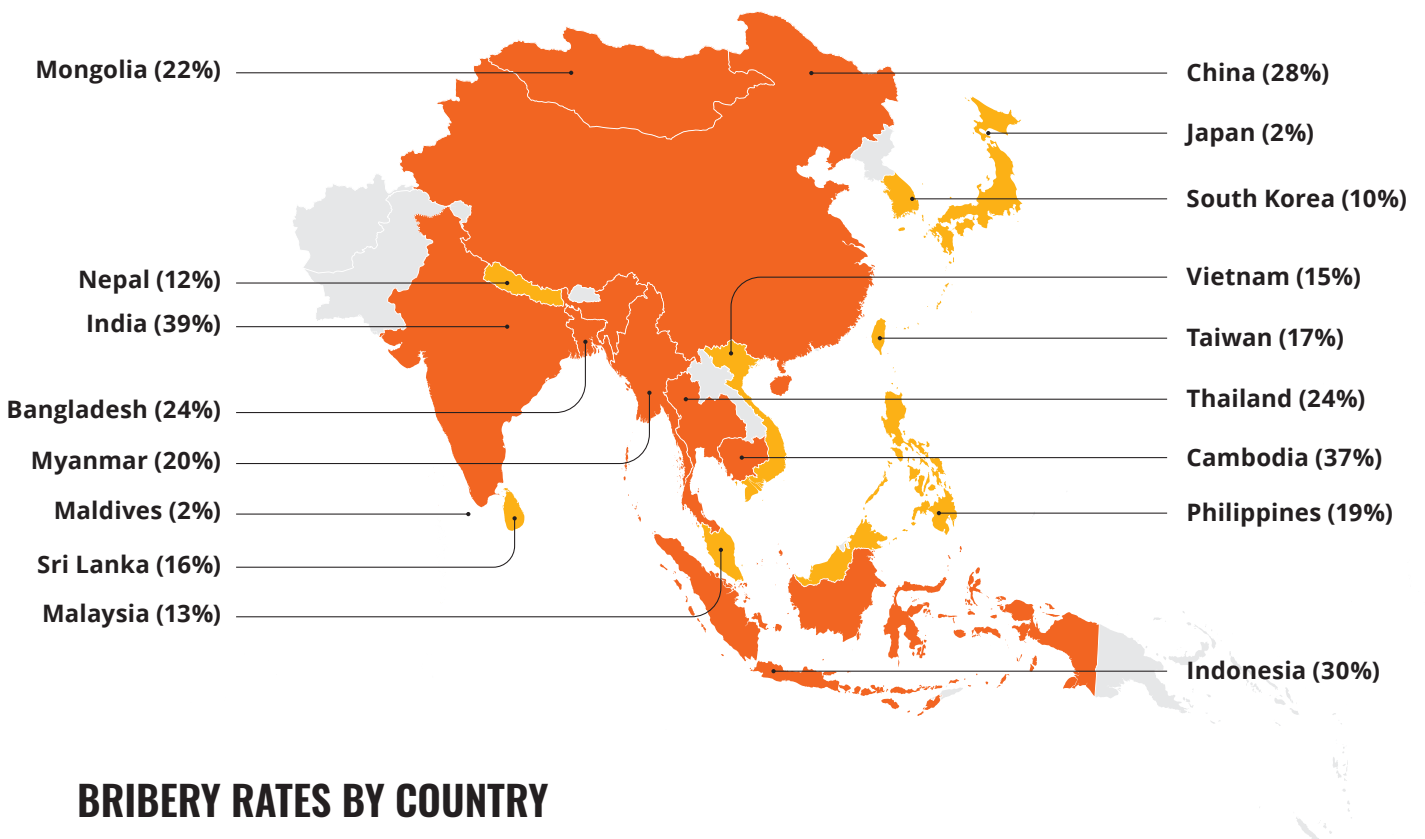


photo: Daniel J. Rao / Shutterstock.com

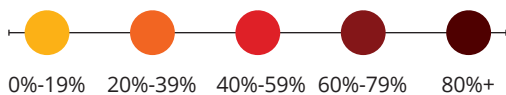
# HOW ARE CITIZENS AFFECTED BY CORRUPTION?

We asked citizens about their experiences with bribery for basic services, such as health care and education, to better understand what happens in people’s daily lives. We found that their experiences vary, and some services are better than others when it comes to controlling corruption.



## BRIBERY RATES BY COUNTRY

Percentage of public service users who paid a bribe in the previous 12 months.<sup>27</sup>



## Nearly one in five citizens pays bribes

We asked citizens in 17 countries whether they had contact with six key public services in their country in the previous 12 months: police, courts, public clinics or hospitals, schools, identity documents and utilities.

We then asked whether they paid a bribe, gave a gift or did a favour in order to receive the services they needed.

Seventy-two per cent of all respondents had contact with at least one public service in the previous 12 months. Of these, nearly one in five people (19 per cent) paid a bribe for basic services, such as health care or education.

Across the 17 countries surveyed, this equates to 836 million people who paid a bribe in the preceding year.<sup>28</sup>

India has the highest overall bribery rate (39 per cent), followed by Cambodia (37 per cent) and Indonesia (30 per cent).

The Maldives and Japan maintain the lowest overall bribery rate (2 per cent), followed by South Korea (10 per cent) and Nepal (12 per cent). However, even in these countries, governments could do more to stop bribes for public services.

Our gender-disaggregated data also shows that women are disproportionately more vulnerable to paying bribes for document services, like passports or driver's licences.

At the same time, men are more likely to pay bribes for health services, utilities and to the police. Compared to women, men are 2.5 times more likely to pay a bribe to the police.<sup>29</sup>



**NEARLY 1 IN 5 PEOPLE WHO USED A PUBLIC SERVICE IN THE PREVIOUS 12 MONTHS PAID A BRIBE.**



**THIS IS EQUIVALENT TO 836 MILLION PEOPLE ACROSS THE REGION.**

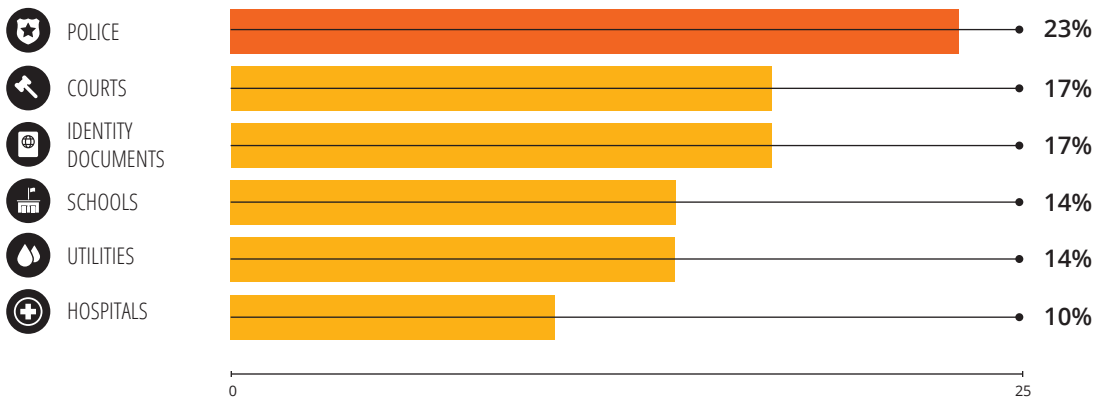
### Police have highest bribery rate

The results show that the police have the highest bribery rate (23 per cent) and are the public service most likely to demand and receive bribes.

Hospitals have the lowest bribery rate, although 10 per cent of people who used health services in the previous 12 months paid a bribe.


## BRIBERY RATES BY SERVICE

Percentage of people who used public services and paid a bribe in the previous 12 months.



## POLICE IN FOCUS

Percentage of people who had contact with the police and paid a bribe in the previous 12 months.



67%

TAIWAN

47%

THAILAND

42%

INDIA

23%

2%

JAPAN

2%

MALDIVES

8%

SOUTH KOREA





photo: Manoj Paateel / Shutterstock.com

### More than one in five citizens uses personal connections

For the first time, in addition to asking people about their experience with bribery, we also asked about the prevalence of the use of personal connections when accessing public services across Asia.

The results show more than one in five people (22 per cent) who accessed public services used personal connections to receive the service they needed.

India has the highest rate of citizens using personal connections to access a service, at 46 per cent, followed by Indonesia at 36 per cent and China at 32 per cent.<sup>30</sup>

Conversely, in Japan and Cambodia, a small minority of those who accessed public services used their personal connections, only 4 and 6 per cent respectively.

### Country in focus: India

Bribery in public services continues to plague India. Slow and complicated bureaucratic process, unnecessary red tape and unclear regulatory frameworks force citizens to seek out alternate solutions to access basic services through networks of familiarity and petty corruption.

With the highest bribery rate (39 per cent) in the region, India also has the highest rate of people using personal connections to access public services (46 per cent).

When asked why they pay bribes or use personal connections, 50 per cent of those who paid bribes said they were asked to, while 32 per cent of those who used personal connections said they would not receive the service otherwise.

Both national and state governments need to streamline administrative processes for public services, implement preventative measures to combat bribery and nepotism, and invest in user-friendly online platforms to deliver essential public services quickly and effectively.

### People use personal connections across services

The results show that one in five citizens (20 per cent) who came into contact with the courts used their personal connections to receive a service or avoid a problem.

Similarly, nearly one in five citizens (19 per cent) who came into contact with the police,

identity papers and document offices or utilities, used their personal connections to receive a service, and 18 per cent of those who came into contact with schools also used personal connections.


Hospitals have the lowest rate of citizens resorting to personal connections to receive a government service, although the difference with other services is not significant. Sixteen per cent of people who

had contact with hospitals in the previous 12 months had to use their personal connections.

There are also gender differences in how people use personal connections. For example, men are more likely to use their connections to receive education, health and utilities services, while women are more likely to use personal connections to obtain document services, like passports or driver's licences.<sup>31</sup>

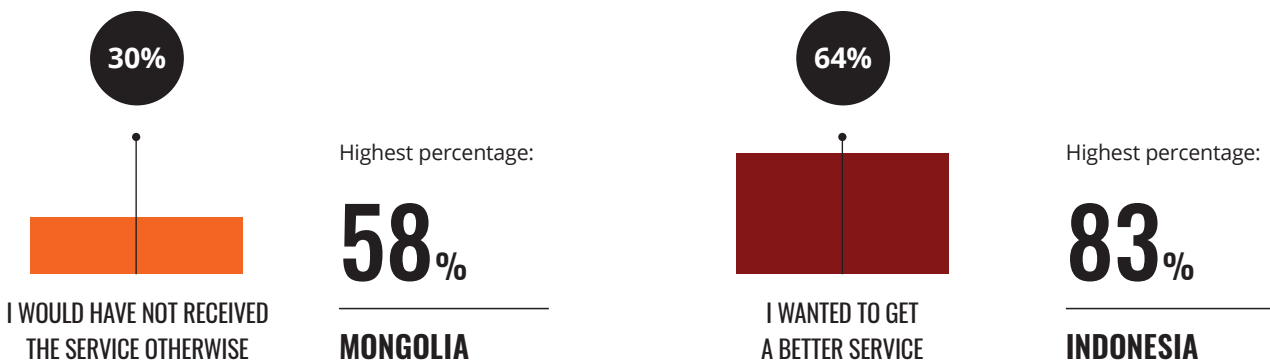
## USE OF PERSONAL CONNECTIONS BY SERVICE

Percentage of people who accessed public services and used a personal connection in the previous 12 months.<sup>32</sup>



## REASONS WHY PEOPLE USE THEIR PERSONAL CONNECTIONS TO RECEIVE PUBLIC SERVICES<sup>33</sup>

Percentage of people who used personal connections, by reason.



### Why people pay bribes and use personal connections

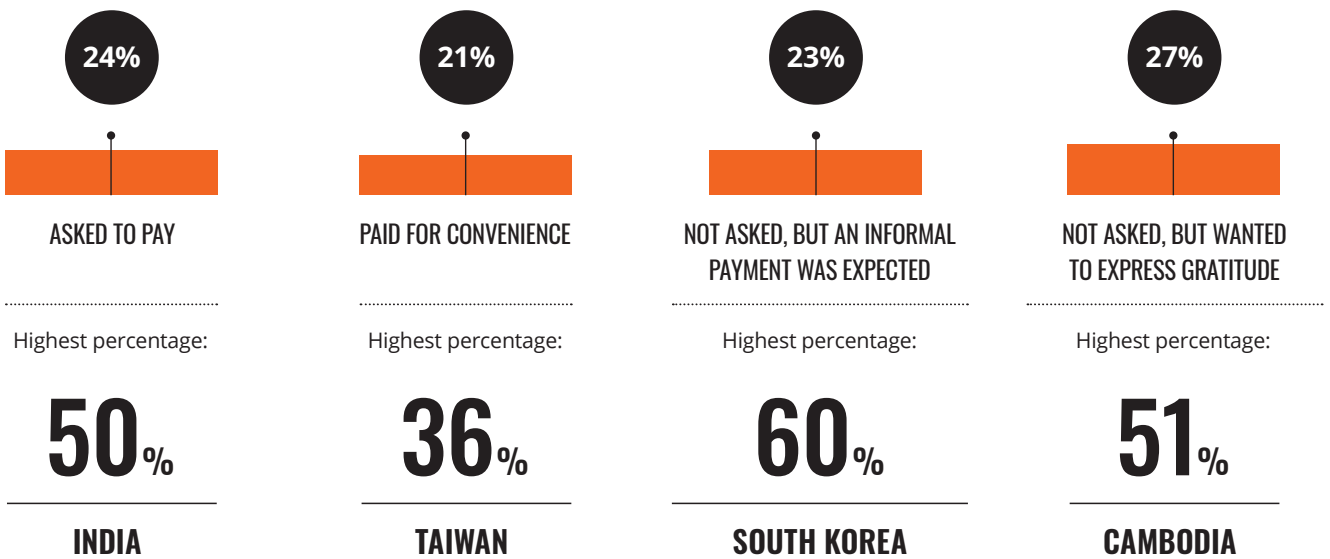
Some people pay bribes to get

things done better or more quickly (21 per cent) or to express gratitude for the service they received (27 per cent). Interestingly, only 24 per cent of

those paying bribes report having been asked to pay, while 23 per cent say that although they were not explicitly asked, they knew an informal payment was expected.

## REASONS WHY PEOPLE PAY BRIBES<sup>34</sup>

Percentage of people who pay bribes, by reason.




Like bribery, people resort to using personal connections for several reasons. A clear majority of

citizens (64 per cent) say they did so to get a better service. On the other hand, 30 per cent of citizens

who use personal connections say that they would not have received the service otherwise.

### Age matters

We also analysed which public service users are more likely to pay bribes or use their personal connections for public services. Young people aged 18 to 34 are considerably more likely than people aged 55 or over to pay a bribe or use personal connections (a 9 percentage point difference for each).



## SEXTORTION

For the first time, the *Global Corruption Barometer – Asia* highlights data on sextortion. Sextortion is the abuse of power to obtain a sexual benefit or advantage and often occurs in exchange for public services, like health care or education.

Our results show that the highest sextortion rate is in Indonesia, where 18 per cent of people experience sextortion or know someone who has, followed by Sri Lanka and Thailand, with sextortion rates of 17 per cent and 15 per cent respectively.

Across the region, 8 per cent of citizens experience sextortion or know someone who has.

### SEXTORTION RATES BY COUNTRY

Percentage of citizens who experience sextortion or know someone who has.<sup>35</sup>

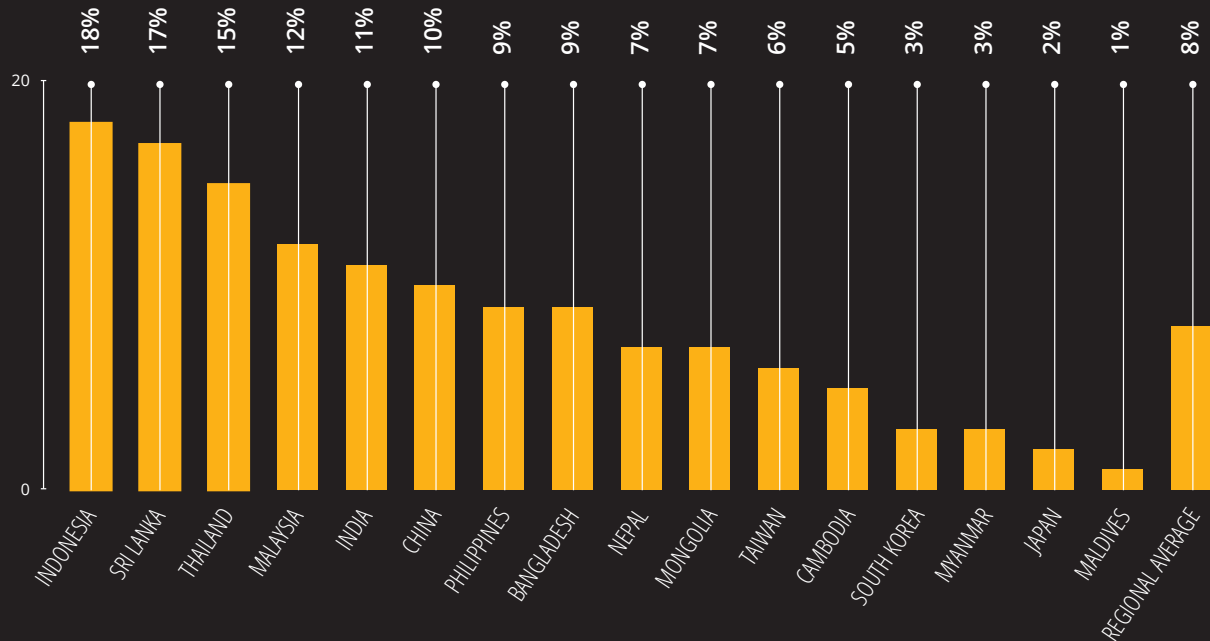




photo: Pascalis PW / Shutterstock.com

### Country in focus: Indonesia

In March 2020, Indonesia's National Commission on Violence Against Women reported that nearly all cases of violence against women collapse in the pre-investigation stage because law enforcement agencies often side against the victims.<sup>36</sup> In some cases, the process is transactional, with law enforcement authorities demanding payment of money or sex to follow up on cases.<sup>37</sup>

Police are also known to sexually extort women, as in the case of two police officers in Malang, East Java, in 2016.<sup>38</sup> Similarly, an Indonesian judge, Setyabudi Cahyo, sexually extorted people and was convicted for corruption in 2009 and 2010.<sup>39</sup> More recently, during the COVID-19 pandemic, a female airline passenger was sexually extorted by a doctor at an airport in exchange for access to rapid COVID-19 test results.<sup>40</sup>

Public officials abuse their power, exploiting people for sex by using blackmail, unwanted sexual scams, revenge porn and non-consensual dissemination of intimate images in exchange for access to health, education and other basic services.<sup>41</sup>

Yet sextortion is not addressed in Indonesia's criminal law, nor is it considered a legal form of corruption. Many sextortion charges are not even included in judges' decisions or prosecutors' demands.<sup>42</sup>

A strong culture of silence, combined with the difficulty of proving sexual bribery in court, makes this a challenging issue in the fight against corruption. Equally troubling, Indonesia is the only country in the Association of Southeast Asian Nations that does not have national regulations to prevent violence and harassment against women.<sup>43</sup>



photo: 1000 Words / Shutterstock.com

## LACK OF POLITICAL INTEGRITY, ESPECIALLY AROUND ELECTIONS

Too often, political leaders act in their own self-interest at the expense of the citizens they serve. To have any chance of curbing corruption, we need to ensure that leaders act with greater integrity.

Political integrity means that people with political power consistently act for the common good, while providing equal and meaningful access to those affected by their decisions.

Often one of the root causes of political corruption is election abuse, including fraudulent, undeclared funding of political parties, vote-buying or the spread of fake news during campaigns.

Our results show nearly one in seven citizens is offered bribes in exchange for votes in national, regional or local elections.

Vote-buying is highest in Thailand and the Philippines, where 28

per cent of citizens are offered a bribe in return for their vote.

Across the region, a majority of citizens (55 per cent) believe that their government is run by a few big interests looking out for themselves. This opinion is particularly common in Mongolia and the Maldives, where 68 and 70 per cent of citizens, respectively, believe this to be the case.

NEARLY **1 IN 7**

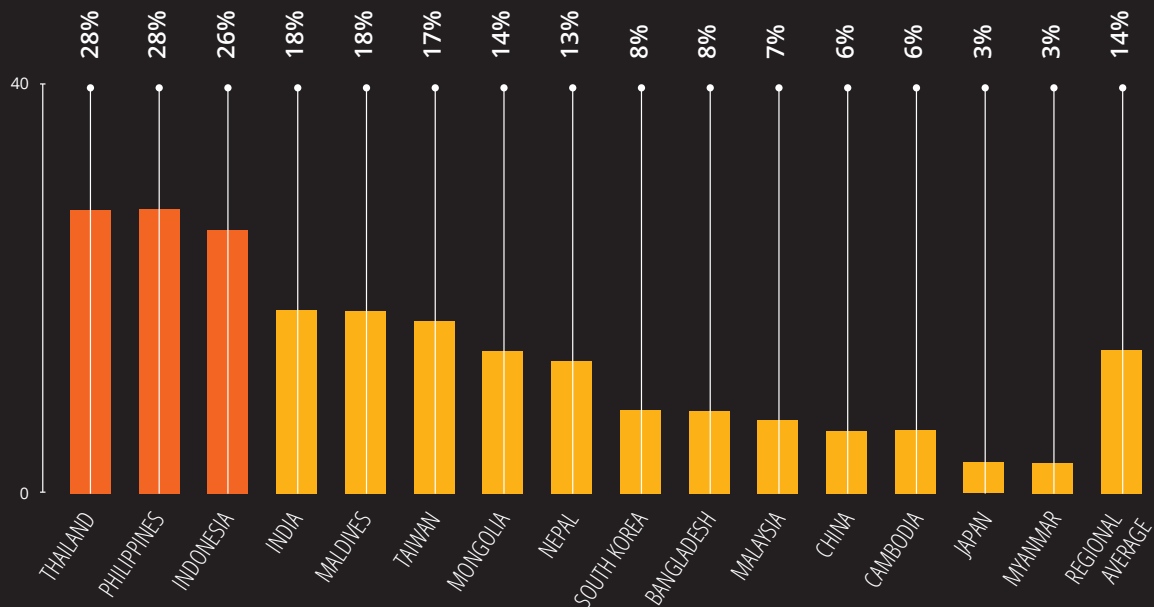
**PEOPLE IS OFFERED BRIBES IN EXCHANGE FOR VOTES**

**55%**

**THINK THEIR GOVERNMENT IS RUN BY PRIVATE INTERESTS<sup>44</sup>**

## VOTE-BUYING RATES BY COUNTRY<sup>45</sup>

Percentage of citizens offered bribes in exchange for votes.



### Country in focus: The Maldives

Over the last decade, domestic and international election observation missions have flagged vote-buying as a serious issue in the Maldives.

The most common form of vote-buying and influencing of votes through patronage is through cash “gifts” or “donations” ranging from MVR4,000 to MVR20,000 (approximately US\$300 to US\$1,300).<sup>46</sup>

Other forms include providing funds for families who require health care and other necessities, but cannot afford it on their own, to compel them to vote in a certain way.<sup>47</sup> Vulnerable groups in communities are also exploited in exchange for their votes, especially young people who are victims of substance abuse and addiction.<sup>48</sup>

Despite allegations of widespread vote-buying, especially during parliamentary elections, no legal case has been prosecuted to date. This is primarily due to loopholes in the legal framework.

While the Penal Code and General Elections Act recognises gift-giving to influence voting as an act of bribery, donations made by candidates directly or indirectly are not considered vote-buying.

Consequently, candidates and political parties continue to shower schools, community-based organisations and island communities with donated “gifts” during campaigns.<sup>49</sup>

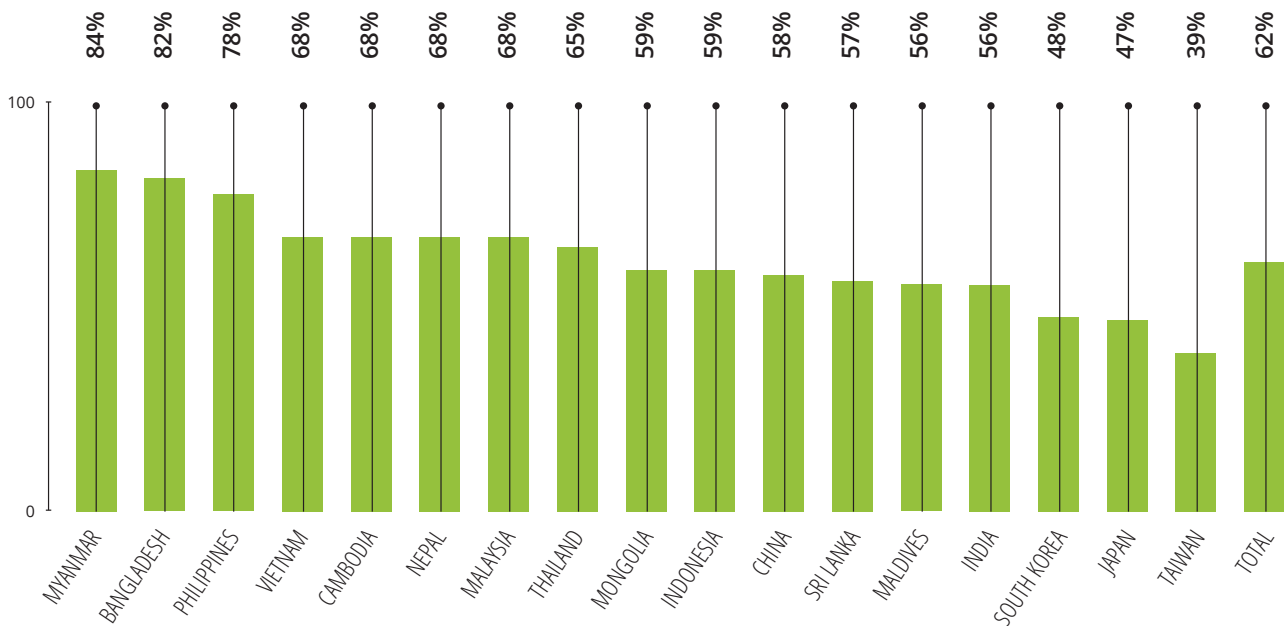
# TAKING ACTION

Several basic requirements are fundamental to reducing the prevalence of corruption: ensuring people can safely report corruption, guaranteeing that punishments are fairly given, enabling NGOs to operate freely, and empowering citizens to hold governments to account.

Our results show that while there are barriers to such anti-corruption efforts in the region, many people are ready and willing to take action.

## ORDINARY CITIZENS CAN MAKE A DIFFERENCE IN THE FIGHT AGAINST CORRUPTION<sup>50</sup>

Percentage of people who agree.





**Citizens can help tackle corruption**

Sixty-two per cent of citizens are hopeful and believe ordinary people can make a difference in the fight against corruption. This is especially true in Myanmar and Bangladesh, where 84 per cent and 82 per cent of citizens, respectively, believe their voice matters.



**62%**

**THINK ORDINARY PEOPLE CAN MAKE A DIFFERENCE IN THE FIGHT AGAINST CORRUPTION<sup>51</sup>**



**24%**

**THINK ORDINARY PEOPLE CAN'T MAKE A DIFFERENCE IN THE FIGHT AGAINST CORRUPTION<sup>52</sup>**



photo: Nabaraj Regmi / Shutterstock.com

**Retaliation is the biggest hurdle**

Although reporting cases of corruption is critical to curbing the spread, a majority of citizens (54 per cent) think that if they report corruption, they will suffer retaliation.

People in South Korea (69 per cent), India (63 per cent) and Bangladesh (63 per cent) are particularly concerned about retaliation.

Only 42 per cent of people think they can report corruption freely, without consequences.

Only in Myanmar (67 per cent), the Philippines (61 per cent) and Malaysia (53 per cent) do a majority of citizens say that they can report corruption without fear.

**54%**

**THINK THEY WILL SUFFER RETALIATION IF THEY REPORT CORRUPTION<sup>53</sup>**

**42%**

**THINK THEY CAN REPORT CORRUPTION FREELY, WITHOUT CONSEQUENCE**

**59%**

**THINK REPORTING CORRUPTION WILL LEAD TO ACTION<sup>54</sup>**

**Advocacy and Legal Advice Centres**


Through our Advocacy and Legal Advice Centres (ALACs), Transparency International offers citizens advice and support when reporting a case of corruption. Governments should support and work with mechanisms like these to ensure that complaints are investigated effectively and safely by the relevant authorities.

## Do citizens know their rights?

Information is an essential tool to empower citizens to demand accountability from governments and fight corruption.

Less than half of citizens (46 per cent) are aware of their right to request information from government agencies and institutions. Eleven per cent of citizens used this right to request official documents from the government in the previous 12 months.

In the Maldives, Mongolia and Japan, more than three in five people are aware of their right to information (68 per cent, 62 per cent and 62 per cent, respectively), which are the highest percentages in the region.



**46% ARE AWARE OF THEIR RIGHT TO INFORMATION<sup>55</sup>**



**11% HAVE USED THEIR RIGHT TO OFFICIALLY REQUEST INFORMATION<sup>56</sup>**



# CONCLUSION

The results from the latest edition of the *Global Corruption Barometer – Asia* show that citizens think corruption is a big problem in their country, while recognising that governments and in particular anti-corruption agencies are taking some concrete steps in fighting corruption and promoting integrity.

Daily experience with corruption and bribery remains alarmingly high, with nearly one in five citizens paying a bribe to access key government services, such as health care or education, and one in seven being offered a bribe to vote one way or another at elections.

In several countries, including India, Malaysia, Thailand, Sri Lanka and Indonesia, sexual extortion rates are also high and more must be done to prevent sextortion and address specific gendered forms of corruption.

To provide victims of corruption with channels for redress, governments must ensure that bribery is criminalised and actively investigated and prosecuted.

Citizens must have access to safe and confidential reporting mechanisms and governments must do more to ease citizens' fear of retaliation in reporting corruption.

Despite these challenges, citizens are largely optimistic about the future and believe that ordinary people can make a difference in the fight against corruption.

# METHODOLOGY

Due to the COVID-19 outbreak, most interviews for this survey were conducted via telephone using random digital dialling (RDD) with quota control as a sampling approach. Only the fieldwork in Vietnam and Sri Lanka was administered face-to-face.

For these two cases, the sampling approach was multi-stage random sampling, and respondents were selected randomly within the household using the Kish Grid method. In all cases the interviews were conducted in the local language. National samples represent the 18+ population in terms of gender, age, educational attainment and geographic area. For the case of Vietnam, the sample was limited to respondents between the ages of 18 and 65.

In some of the countries where instead of a face-to-face methodology, the interviews were conducted via telephone due to the COVID-19 restrictions, mode effects may be high and time series comparisons should be conducted with care.

All results have a margin of error of +/- 3.1 percentage points at 95 per cent confidence level, except for the Maldives and Vietnam,

with 3.0 percentage points, and Sri Lanka with 2.7 percentage points. Biases stemming from sampling were corrected with post-stratification weighting. An additional weight has been applied at national level to ensure population-proportional weight of each country in joint, regional estimates.

## Weighting

The results are weighted to be nationally representative according to available population data. They have a margin of error ranging from +/- 2.2 to +/- 3.1 percentage points at a 95 per cent confidence level. Unless otherwise stated, for reported multi-country averages, an additional weighting factor is applied so that the sample sizes for each country are equal. The overall results for Asia are equivalent to an average of the 17 countries surveyed.

Country	Local partner	Fieldwork dates	Sample size
Bangladesh	Effience 3	18 June – 28 July 2020	1,000
Cambodia	Effience 3	19 June – 25 July 2020	1,000
China	Effience 3	23 June – 28 July 2020	2,000
India	Effience 3	17 June – 17 July 2020	2,000
Indonesia	Effience 3	15 June – 24 July 2020	1,000
Japan	Effience 3	15 June – 30 July 2020	1,000
Malaysia	Effience 3	16 June – 28 July 2020	1,000
Maldives	Institute for Research and Innovation	16 August – 12 September 2020	1,031
Mongolia	Effience 3	15 June – 22 July 2020	1,000
Myanmar	Effience 3	18 June – 18 July 2020	1,000
Nepal	Effience 3	22 June – 24 July 2020	1,000
Philippines	Effience 3	15 June – 17 July 2020	1,000
South Korea	Effience 3	15 June – 09 July 2020	1,000
Sri Lanka	Second Curve (Pvt) Ltd	10 March – 05 May 2019	1,300
Taiwan	Effience 3	15 June – 19 July 2020	1,000
Thailand	Effience 3	10 June – 23 July 2020	1,000
Vietnam	Indochina research	12 July – 18 August 2019	1,085

# COUNTRY CARDS

---



# BANGLADESH



## BRIBERY AND PERSONAL CONNECTION RATES\*

\*Based on people who used these public services in the previous 12 months.

	BRIBERY	PERSONAL CONNECTIONS
Overall rate	24%	22%
Public schools	6%	19%
Public clinics and health centres	13%	16%
Identity documents	21%	18%
Utilities	22%	19%
Police	37%	25%
Courts	27%	22%



## HAVE CORRUPTION LEVELS CHANGED IN THE PREVIOUS 12 MONTHS?

Increased	40%
Decreased	47%
Stayed the same	11%
Don't know	3%



## CAN ORDINARY PEOPLE MAKE A DIFFERENCE IN THE FIGHT AGAINST CORRUPTION?

Yes	82%
No	13%
Neither yes nor no	3%
Don't know / refused to answer	2%

**74%** Think government corruption is a big problem

**24%** Paid a bribe for public services in the previous 12 months\*

**22%** Used personal connections for public services in the previous 12 months\*

**8%** Offered bribes in exchange for votes

**9%** Experienced sextortion or know someone who has

\*Based on people who used these public services in the previous 12 months.



## CORRUPTION BY INSTITUTION\*

\*Percentage who think that most or all people in these institutions are corrupt.

President / Prime Minister	20%
Members of Parliament	18%
Government officials	22%
Local government officials	35%
Police	30%
Judges and magistrates	12%
Religious leaders	10%
NGOs	11%
Business executives	24%
Bankers	11%
Army leaders	4%



## IS THE GOVERNMENT DOING A GOOD OR BAD JOB OF FIGHTING CORRUPTION?

Good	87%
Bad	11%
Don't know	2%





# CAMBODIA



## BRIBERY AND PERSONAL CONNECTION RATES\*

\*Based on people who used these public services in the previous 12 months.

	BRIBERY	PERSONAL CONNECTIONS
Overall rate	37%	6%
Public schools	18%	5%
Public clinics and health centres	24%	1%
Identity documents	40%	6%
Utilities	29%	5%
Police	38%	2%
Courts*	-	-

\*The contact rate for courts was too low to generalise for the entire population.



## HAVE CORRUPTION LEVELS CHANGED IN THE PREVIOUS 12 MONTHS?

Increased	12%
Decreased	55%
Stayed the same	29%
Don't know	4%



## CAN ORDINARY PEOPLE MAKE A DIFFERENCE IN THE FIGHT AGAINST CORRUPTION?

Yes	68%
No	18%
Neither yes nor no	13%
Don't know / refused to answer	2%

**33%**

Think government corruption is a big problem

**37%**

Paid a bribe for public services in the previous 12 months\*

**6%**

Used personal connections for public services in the previous 12 months\*

**6%**

Offered bribes in exchange for votes

**5%**

Experienced sextortion or know someone who has

\*Based on people who used these public services in the previous 12 months.



## CORRUPTION BY INSTITUTION\*

\*Percentage who think that most or all people in these institutions are corrupt.

President / Prime Minister	7%
Members of Parliament	6%
Government officials	8%
Local government officials	9%
Police	14%
Judges and magistrates	11%
Religious leaders	4%
NGOs	3%
Business executives	4%
Bankers	2%
Army leaders	7%



## IS THE GOVERNMENT DOING A GOOD OR BAD JOB OF FIGHTING CORRUPTION?

Good	79%
Bad	18%
Don't know	2%



# CHINA

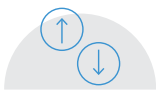


## BRIBERY AND PERSONAL CONNECTION RATES\*

\*Based on people who used these public services in the previous 12 months.

	BRIBERY	PERSONAL CONNECTIONS
Overall rate	28%	32%
Public schools	27%	29%
Public clinics and health centres	26%	35%
Identity documents	18%	21%
Utilities	17%	21%
Police	23%	21%
Courts*	-	-

\*The contact rate for courts was too low to generalise for the entire population.



## HAVE CORRUPTION LEVELS CHANGED IN THE PREVIOUS 12 MONTHS?

Increased	20%
Decreased	64%
Stayed the same	15%
Don't know	1%



## CAN ORDINARY PEOPLE MAKE A DIFFERENCE IN THE FIGHT AGAINST CORRUPTION?

Yes	58%
No	27%
Neither yes nor no	15%
Don't know / refused to answer	0%

**62%**

Think government corruption is a big problem

**28%**

Paid a bribe for public services in the previous 12 months\*

**32%**

Used personal connections for public services in the previous 12 months\*

**7%**

Offered bribes in exchange for votes

**10%**

Experienced sextortion or know someone who has

\*Based on people who used these public services in the previous 12 months.



## CORRUPTION BY INSTITUTION\*

\*Percentage who think that most or all people in these institutions are corrupt.

President / Prime Minister	15%
Members of Parliament	11%
Government officials	18%
Local government officials	16%
Police	16%
Judges and magistrates	12%
Religious leaders	12%
NGOs	17%
Business executives	24%
Bankers	16%
Army leaders	12%



## IS THE GOVERNMENT DOING A GOOD OR BAD JOB OF FIGHTING CORRUPTION?

Good	84%
Bad	16%
Don't know	0%



# INDIA



## BRIBERY AND PERSONAL CONNECTION RATES\*

\*Based on people who used these public services in the previous 12 months.

	BRIBERY	PERSONAL CONNECTIONS
Overall rate	39%	46%
Public schools	22%	31%
Public clinics and health centres	24%	35%
Identity documents	41%	42%
Utilities	32%	37%
Police	42%	39%
Courts	32%	38%



## HAVE CORRUPTION LEVELS CHANGED IN THE PREVIOUS 12 MONTHS?

Increased	47%
Decreased	27%
Stayed the same	23%
Don't know	3%



## CAN ORDINARY PEOPLE MAKE A DIFFERENCE IN THE FIGHT AGAINST CORRUPTION?

Yes	56%
No	33%
Neither yes nor no	9%
Don't know / refused to answer	2%

89%

Think government corruption is a big problem

39%

Paid a bribe for public services in the previous 12 months\*

46%

Used personal connections for public services in the previous 12 months\*

18%

Offered bribes in exchange for votes

11%

Experienced sextortion or know someone who has


\*Based on people who used these public services in the previous 12 months.



## CORRUPTION BY INSTITUTION\*

\*Percentage who think that most or all people in these institutions are corrupt.

President / Prime Minister	42%
Members of Parliament	42%
Government officials	41%
Local government officials	46%
Police	46%
Judges and magistrates	20%
Religious leaders	36%
NGOs	22%
Business executives	29%
Bankers	15%
Army leaders	10%



## IS THE GOVERNMENT DOING A GOOD OR BAD JOB OF FIGHTING CORRUPTION?

Good	63%
Bad	34%
Don't know	3%



# INDONESIA



## BRIBERY AND PERSONAL CONNECTION RATES\*

\*Based on people who used these public services in the previous 12 months.

	BRIBERY	PERSONAL CONNECTIONS
Overall rate	30%	36%
Public schools	22%	32%
Public clinics and health centres	10%	19%
Identity documents	31%	36%
Utilities	13%	28%
Police	41%	27%
Courts*	-	-

\*The contact rate for courts was too low to generalise for the entire population.



## HAVE CORRUPTION LEVELS CHANGED IN THE PREVIOUS 12 MONTHS?

Increased	49%
Decreased	15%
Stayed the same	33%
Don't know	3%



## CAN ORDINARY PEOPLE MAKE A DIFFERENCE IN THE FIGHT AGAINST CORRUPTION?

Yes	59%
No	12%
Neither yes nor no	28%
Don't know / refused to answer	1%

92%

Think government corruption is a big problem

30%

Paid a bribe for public services in the previous 12 months\*

36%

Used personal connections for public services in the previous 12 months\*

26%

Offered bribes in exchange for votes

18%

Experienced sextortion or know someone who has

\*Based on people who used these public services in the previous 12 months.



## CORRUPTION BY INSTITUTION\*

\*Percentage who think that most or all people in these institutions are corrupt.

President / Prime Minister	20%
Members of Parliament	51%
Government officials	45%
Local government officials	48%
Police	33%
Judges and magistrates	24%
Religious leaders	7%
NGOs	19%
Business executives	25%
Bankers	17%
Army leaders	8%



## IS THE GOVERNMENT DOING A GOOD OR BAD JOB OF FIGHTING CORRUPTION?

Good	65%
Bad	33%
Don't know	2%



# JAPAN



## BRIBERY AND PERSONAL CONNECTION RATES\*

\*Based on people who used these public services in the previous 12 months.

	BRIBERY	PERSONAL CONNECTIONS
Overall rate	2%	4%
Public schools	2%	6%
Public clinics and health centres	2%	3%
Identity documents	0%	0%
Utilities	4%	1%
Police	2%	0%
Courts*	-	-

\*The contact rate for courts was too low to generalise for the entire population.



## HAVE CORRUPTION LEVELS CHANGED IN THE PREVIOUS 12 MONTHS?

Increased	36%
Decreased	6%
Stayed the same	56%
Don't know	2%



## CAN ORDINARY PEOPLE MAKE A DIFFERENCE IN THE FIGHT AGAINST CORRUPTION?

Yes	47%
No	29%
Neither yes nor no	23%
Don't know / refused to answer	1%

84%

Think government corruption is a big problem

2%

Paid a bribe for public services in the previous 12 months\*

4%

Used personal connections for public services in the previous 12 months\*

3%

Offered bribes in exchange for votes

2%

Experienced sextortion or know someone who has

\*Based on people who used these public services in the previous 12 months.



## CORRUPTION BY INSTITUTION\*

\*Percentage who think that most or all people in these institutions are corrupt.

President / Prime Minister	39%
Members of Parliament	42%
Government officials	7%
Local government officials	26%
Police	10%
Judges and magistrates	6%
Religious leaders	28%
NGOs	8%
Business executives	20%
Bankers	6%
Army leaders	7%



## IS THE GOVERNMENT DOING A GOOD OR BAD JOB OF FIGHTING CORRUPTION?

Good	24%
Bad	76%
Don't know	1%



# MALAYSIA

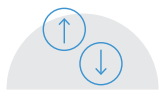


## BRIBERY AND PERSONAL CONNECTION RATES\*

\*Based on people who used these public services in the previous 12 months.

	BRIBERY	PERSONAL CONNECTIONS
Overall rate	13%	15%
Public schools	8%	12%
Public clinics and health centres	5%	9%
Identity documents	9%	9%
Utilities	11%	10%
Police	17%	13%
Courts*	-	-

\*The contact rate for courts was too low to generalise for the entire population.



## HAVE CORRUPTION LEVELS CHANGED IN THE PREVIOUS 12 MONTHS?

Increased	39%
Decreased	32%
Stayed the same	27%
Don't know	2%



## CAN ORDINARY PEOPLE MAKE A DIFFERENCE IN THE FIGHT AGAINST CORRUPTION?

Yes	68%
No	21%
Neither yes nor no	11%
Don't know / refused to answer	0%

71%

Think government corruption is a big problem

13%

Paid a bribe for public services in the previous 12 months\*

15%

Used personal connections for public services in the previous 12 months\*

7%

Offered bribes in exchange for votes

12%

Experienced sextortion or know someone who has

\*Based on people who used these public services in the previous 12 months.



## CORRUPTION BY INSTITUTION\*

\*Percentage who think that most or all people in these institutions are corrupt.

President / Prime Minister	25%
Members of Parliament	36%
Government officials	28%
Local government officials	18%
Police	30%
Judges and magistrates	13%
Religious leaders	9%
NGOs	15%
Business executives	27%
Bankers	10%
Army leaders	9%



## IS THE GOVERNMENT DOING A GOOD OR BAD JOB OF FIGHTING CORRUPTION?

Good	67%
Bad	30%
Don't know	3%



# MALDIVES



## BRIBERY AND PERSONAL CONNECTION RATES\*

\*Based on people who used these public services in the previous 12 months.

	BRIBERY	PERSONAL CONNECTIONS
Overall rate	2%	15%
Public schools	1%	11%
Public clinics and health centres	1%	10%
Identity documents	1%	10%
Utilities	1%	7%
Police	2%	9%
Courts	1%	6%



## HAVE CORRUPTION LEVELS CHANGED IN THE PREVIOUS 12 MONTHS?

Increased	53%
Decreased	15%
Stayed the same	24%
Don't know	8%



## CAN ORDINARY PEOPLE MAKE A DIFFERENCE IN THE FIGHT AGAINST CORRUPTION?

Yes	56%
No	33%
Neither yes nor no	6%
Don't know / refused to answer	5%

90%

Think government corruption is a big problem

2%

Paid a bribe for public services in the previous 12 months\*

15%

Used personal connections for public services in the previous 12 months\*

18%

Offered bribes in exchange for votes

2%

Experienced sextortion or know someone who has

\*Based on people who used these public services in the previous 12 months.



## CORRUPTION BY INSTITUTION\*

\*Percentage who think that most or all people in these institutions are corrupt.

President / Prime Minister	22%
Members of Parliament	50%
Government officials	38%
Local government officials	37%
Police	26%
Judges and magistrates	44%
Religious leaders	18%
NGOs	17%
Business executives	44%
Bankers	31%
Army leaders	25%



## IS THE GOVERNMENT DOING A GOOD OR BAD JOB OF FIGHTING CORRUPTION?

Good	30%
Bad	53%
Don't know	17%



# MYANMAR



## BRIBERY AND PERSONAL CONNECTION RATES\*

\*Based on people who used these public services in the previous 12 months.

	BRIBERY	PERSONAL CONNECTIONS
Overall rate	20%	25%
Public schools	12%	19%
Public clinics and health centres	17%	21%
Identity documents	27%	34%
Utilities	4%	9%
Police	28%	20%
Courts*	-	-

\*The contact rate for courts was too low to generalise for the entire population.



## HAVE CORRUPTION LEVELS CHANGED IN THE PREVIOUS 12 MONTHS?

Increased	35%
Decreased	45%
Stayed the same	19%
Don't know	1%



## CAN ORDINARY PEOPLE MAKE A DIFFERENCE IN THE FIGHT AGAINST CORRUPTION?

Yes	84%
No	14%
Neither yes nor no	1%
Don't know / refused to answer	0%

**50%**

Think government corruption is a big problem

**20%**

Paid a bribe for public services in the previous 12 months\*

**25%**

Used personal connections for public services in the previous 12 months\*

**3%**

Offered bribes in exchange for votes

**3%**

Experienced sextortion or know someone who has

\*Based on people who used these public services in the previous 12 months.



## CORRUPTION BY INSTITUTION\*

\*Percentage who think that most or all people in these institutions are corrupt.

President / Prime Minister	18%
Members of Parliament	14%
Government officials	19%
Local government officials	14%
Police	33%
Judges and magistrates	22%
Religious leaders	11%
NGOs	19%
Business executives	26%
Bankers	11%
Army leaders	21%



## IS THE GOVERNMENT DOING A GOOD OR BAD JOB OF FIGHTING CORRUPTION?

Good	93%
Bad	7%
Don't know	1%





# MONGOLIA

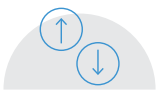


## BRIBERY AND PERSONAL CONNECTION RATES\*

\*Based on people who used these public services in the previous 12 months.

	BRIBERY	PERSONAL CONNECTIONS
Overall rate	22%	29%
Public schools	27%	24%
Public clinics and health centres	17%	28%
Identity documents	7%	15%
Utilities	10%	18%
Police	9%	12%
Courts*	-	-

\*The contact rate for courts was too low to generalise for the entire population.



## HAVE CORRUPTION LEVELS CHANGED IN THE PREVIOUS 12 MONTHS?

Increased	35%
Decreased	31%
Stayed the same	34%
Don't know	0%



## CAN ORDINARY PEOPLE MAKE A DIFFERENCE IN THE FIGHT AGAINST CORRUPTION?

Yes	59%
No	36%
Neither yes nor no	4%
Don't know / refused to answer	0%

69%

Think government corruption is a big problem

22%

Paid a bribe for public services in the previous 12 months\*

29%

Used personal connections for public services in the previous 12 months\*

14%

Offered bribes in exchange for votes

7%

Experienced sextortion or know someone who has

\*Based on people who used these public services in the previous 12 months.



## CORRUPTION BY INSTITUTION\*

\*Percentage who think that most or all people in these institutions are corrupt.

President / Prime Minister	32%
Members of Parliament	56%
Government officials	30%
Local government officials	29%
Police	27%
Judges and magistrates	42%
Religious leaders	10%
NGOs	15%
Business executives	32%
Bankers	23%
Army leaders	15%



## IS THE GOVERNMENT DOING A GOOD OR BAD JOB OF FIGHTING CORRUPTION?

Good	52%
Bad	48%
Don't know	0%



# NEPAL



## BRIBERY AND PERSONAL CONNECTION RATES\*

\*Based on people who used these public services in the previous 12 months.

	BRIBERY	PERSONAL CONNECTIONS
Overall rate	12%	29%
Public schools	7%	20%
Public clinics and health centres	3%	26%
Identity documents	13%	20%
Utilities	9%	18%
Police	12%	24%
Courts*	-	-

\*The contact rate for courts was too low to generalise for the entire population.



## HAVE CORRUPTION LEVELS CHANGED IN THE PREVIOUS 12 MONTHS?

Increased	58%
Decreased	18%
Stayed the same	23%
Don't know	1%



## CAN ORDINARY PEOPLE MAKE A DIFFERENCE IN THE FIGHT AGAINST CORRUPTION?

Yes	68%
No	32%
Neither yes nor no	0%
Don't know / refused to answer	0%

84%

Think government corruption is a big problem

12%

Paid a bribe for public services in the previous 12 months\*

29%

Used personal connections for public services in the previous 12 months\*

13%

Offered bribes in exchange for votes

7%

Experienced sextortion or know someone who has

\*Based on people who used these public services in the previous 12 months.



## CORRUPTION BY INSTITUTION\*

\*Percentage who think that most or all people in these institutions are corrupt.

President / Prime Minister	50%
Members of Parliament	43%
Government officials	43%
Local government officials	40%
Police	28%
Judges and magistrates	24%
Religious leaders	23%
NGOs	27%
Business executives	35%
Bankers	13%
Army leaders	18%



## IS THE GOVERNMENT DOING A GOOD OR BAD JOB OF FIGHTING CORRUPTION?

Good	62%
Bad	37%
Don't know	1%



# PHILIPPINES

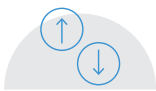


## BRIBERY AND PERSONAL CONNECTION RATES\*

\*Based on people who used these public services in the previous 12 months.

	BRIBERY	PERSONAL CONNECTIONS
Overall rate	19%	22%
Public schools	18%	20%
Public clinics and health centres	12%	14%
Identity documents	15%	18%
Utilities	21%	25%
Police	18%	21%
Courts*	-	-

\*The contact rate for courts was too low to generalise for the entire population.



## HAVE CORRUPTION LEVELS CHANGED IN THE PREVIOUS 12 MONTHS?

Increased	24%
Decreased	64%
Stayed the same	13%
Don't know	0%



## CAN ORDINARY PEOPLE MAKE A DIFFERENCE IN THE FIGHT AGAINST CORRUPTION?

Yes	78%
No	17%
Neither yes nor no	4%
Don't know / refused to answer	1%

86%

Think government corruption is a big problem

19%

Paid a bribe for public services in the previous 12 months\*

22%

Used personal connections for public services in the previous 12 months\*

28%

Offered bribes in exchange for votes

9%

Experienced sextortion or know someone who has

\*Based on people who used these public services in the previous 12 months.



## CORRUPTION BY INSTITUTION\*

\*Percentage who think that most or all people in these institutions are corrupt.

President / Prime Minister	7%
Members of Parliament	12%
Government officials	18%
Local government officials	19%
Police	13%
Judges and magistrates	9%
Religious leaders	9%
NGOs	9%
Business executives	17%
Bankers	3%
Army leaders	8%

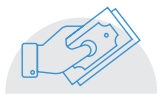


## IS THE GOVERNMENT DOING A GOOD OR BAD JOB OF FIGHTING CORRUPTION?

Good	85%
Bad	15%
Don't know	0%



## SOUTH KOREA

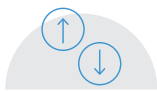


### BRIBERY AND PERSONAL CONNECTION RATES\*

\*Based on people who used these public services in the previous 12 months.

	BRIBERY	PERSONAL CONNECTIONS
Overall rate	10%	17%
Public schools	11%	17%
Public clinics and health centres	6%	12%
Identity documents	7%	9%
Utilities	14%	17%
Police	8%	11%
Courts*	-	-

\*The contact rate for courts was too low to generalise for the entire population.



### HAVE CORRUPTION LEVELS CHANGED IN THE PREVIOUS 12 MONTHS?

Increased	17%
Decreased	43%
Stayed the same	40%
Don't know	0%



### CAN ORDINARY PEOPLE MAKE A DIFFERENCE IN THE FIGHT AGAINST CORRUPTION?

Yes	47%
No	29%
Neither yes nor no	23%
Don't know / refused to answer	1%

55%

Think government corruption is a big problem

10%

Paid a bribe for public services in the previous 12 months\*

17%

Used personal connections for public services in the previous 12 months\*

8%

Offered bribes in exchange for votes

3%

Experienced sextortion or know someone who has

\*Based on people who used these public services in the previous 12 months.



### CORRUPTION BY INSTITUTION\*

\*Percentage who think that most or all people in these institutions are corrupt.

President / Prime Minister	31%
Members of Parliament	65%
Government officials	26%
Local government officials	42%
Police	23%
Judges and magistrates	24%
Religious leaders	36%
NGOs	26%
Business executives	36%
Bankers	22%
Army leaders	30%



### IS THE GOVERNMENT DOING A GOOD OR BAD JOB OF FIGHTING CORRUPTION?

Good	45%
Bad	55%
Don't know	0%



## SRI LANKA

**79%** Think government corruption is a big problem

**16%** Paid a bribe for public services in the previous 12 months\*

**17%** Experienced sextortion or know someone who has

*\*Based on people who used these public services in the previous 12 months.*



### BRIBERY\*

*\*Based on people who used these public services in the previous 12 months.*

Overall rate	16%
Public schools	13%
Public clinics and health centres	5%
Identity documents	13%
Utilities	11%
Police	24%
Courts	12%



### CORRUPTION BY INSTITUTION\*

*\*Percentage who think that most or all people in these institutions are corrupt.*

President / Prime Minister	28%
Members of Parliament	44%
Government officials	32%
Local government officials	40%
Police	39%
Judges and magistrates	10%
Religious leaders	7%
NGOs	14%
Business executives	12%
Bankers	9%
Journalists	10%
School officials	21%
Disaster management officials	14%
Tax Officials	17%



### HAVE CORRUPTION LEVELS CHANGED IN THE PREVIOUS 12 MONTHS?

Increased	52%
Decreased	19%
Stayed the same	26%
Don't know	3%



### CAN ORDINARY PEOPLE MAKE A DIFFERENCE IN THE FIGHT AGAINST CORRUPTION?

Yes	57%
No	23%
Neither yes nor no	18%
Don't know / refused to answer	3%



### IS THE GOVERNMENT DOING A GOOD OR BAD JOB OF FIGHTING CORRUPTION?

Good	49%
Bad	46%
Don't know	5%



# TAIWAN

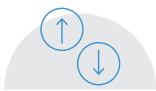


## BRIBERY AND PERSONAL CONNECTION RATES\*

\*Based on people who used these public services in the previous 12 months.

	BRIBERY	PERSONAL CONNECTIONS
Overall rate	17%	14%
Public schools	5%	6%
Public clinics and health centres	9%	9%
Identity documents	29%	28%
Utilities	28%	23%
Police	67%	38%
Courts*	-	-

\*The contact rate for courts was too low to generalise for the entire population.



## HAVE CORRUPTION LEVELS CHANGED IN THE PREVIOUS 12 MONTHS?

Increased	38%
Decreased	21%
Stayed the same	41%
Don't know	0%



## CAN ORDINARY PEOPLE MAKE A DIFFERENCE IN THE FIGHT AGAINST CORRUPTION?

Yes	39%
No	34%
Neither yes nor no	27%
Don't know / refused to answer	0%

90%

Think government corruption is a big problem

17%

Paid a bribe for public services in the previous 12 months\*

14%

Used personal connections for public services in the previous 12 months\*

17%

Offered bribes in exchange for votes

6%

Experienced sextortion or know someone who has

\*Based on people who used these public services in the previous 12 months.



## CORRUPTION BY INSTITUTION\*

\*Percentage who think that most or all people in these institutions are corrupt.

President / Prime Minister	24%
Members of Parliament	17%
Government officials	19%
Local government officials	20%
Police	17%
Judges and magistrates	15%
Religious leaders	10%
NGOs	14%
Business executives	17%
Bankers	15%
Army leaders	12%



## IS THE GOVERNMENT DOING A GOOD OR BAD JOB OF FIGHTING CORRUPTION?

Good	61%
Bad	39%
Don't know	0%



# THAILAND

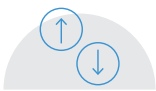


## BRIBERY AND PERSONAL CONNECTION RATES\*

\*Based on people who used these public services in the previous 12 months.

	BRIBERY	PERSONAL CONNECTIONS
Overall rate	24%	27%
Public schools	21%	23%
Public clinics and health centres	10%	15%
Identity documents	16%	20%
Utilities	25%	32%
Police	47%	37%
Courts*	-	-

\*The contact rate for courts was too low to generalise for the entire population.



## HAVE CORRUPTION LEVELS CHANGED IN THE PREVIOUS 12 MONTHS?

Increased	55%
Decreased	14%
Stayed the same	30%
Don't know	1%



## CAN ORDINARY PEOPLE MAKE A DIFFERENCE IN THE FIGHT AGAINST CORRUPTION?

Yes	65%
No	28%
Neither yes nor no	7%
Don't know / refused to answer	0%

**88%**

Think government corruption is a big problem

**24%**

Paid a bribe for public services in the previous 12 months\*

**27%**

Used personal connections for public services in the previous 12 months\*

**28%**

Offered bribes in exchange for votes

**15%**

Experienced sextortion or know someone who has

\*Based on people who used these public services in the previous 12 months.



## CORRUPTION BY INSTITUTION\*

\*Percentage who think that most or all people in these institutions are corrupt.

President / Prime Minister	47%
Members of Parliament	39%
Government officials	30%
Local government officials	39%
Police	37%
Judges and magistrates	12%
Religious leaders	8%
NGOs	15%
Business executives	27%
Bankers	8%
Army leaders	33%



## IS THE GOVERNMENT DOING A GOOD OR BAD JOB OF FIGHTING CORRUPTION?

Good	26%
Bad	73%
Don't know	1%



## VIETNAM<sup>57</sup>

**64%** Think government corruption is a problem or a serious problem

**15%** Paid a bribe for public services in the previous 12 months\*

**3%** Experienced sextortion or know someone who has\*\*

*\*Based on people who used these public services in the previous 12 months. Including traffic police, the bribery rate for Vietnam would be 18%.*

*\*\* Sextortion question in Vietnam refers to the last two years.*



### BRIBERY\*

*\*Based on people who used these public services in the previous 12 months. Including traffic police, the bribery rate for Vietnam would be 18%.*

Overall rate	15%
Public schools	11%
Public clinics and health centres	11%
Identity documents	7%
Utilities	4%
Police	11%
Courts*	-

*\*The contact rate for courts was too low to generalise for the entire population.*



### CORRUPTION BY INSTITUTION\*

*\*Percentage who think that most or all people in these institutions are corrupt.*

President / Prime Minister	8%
Members of Parliament	6%
Government officials	10%
Police	17%
Judges and magistrates	7%
Religious leaders	2%
Business owners	12%
Traditional leaders	3%
Provincial committee/assembly members	8%
Traffic police	25%
Tax officials	14%



### HAVE CORRUPTION LEVELS CHANGED IN THE PREVIOUS 12 MONTHS?

Increased	39%
Decreased	24%
Stayed the same	29%
Don't know	8%



### CAN ORDINARY PEOPLE MAKE A DIFFERENCE IN THE FIGHT AGAINST CORRUPTION?

Yes	68%
No	22%
Neither yes nor no	6%
Don't know / refused to answer	5%



### IS THE GOVERNMENT DOING A GOOD OR BAD JOB OF FIGHTING CORRUPTION?

Good	46%
Bad	43%
Stayed the same	5%
Don't know	5%



# ENDNOTES

- 1 Bangladesh, Cambodia, China, Myanmar, the Philippines, Thailand and Vietnam are either classified as “Not Free” by the reputable think tank Freedom House (2020) or receive a negative score in their Democracy-Authoritarian regime assessment, as conducted by the Polity Research Project (2018).
- 2 In Sri Lanka the survey was fielded by Second Curve, in Maldives by the Institute for Research and Innovation and in Vietnam by Indochina research. A full list of local providers can be found on page 36.
- 3 The GCB Asia surveys were conducted during the global COVID-19 pandemic in all countries excluding Vietnam and Sri Lanka, where the surveys took place before 2020. As a result, face-to-face surveys were not possible in those countries and all interviews were conducted via mobile telephone. Any minor differences between the data reported here and in the Vietnam Corruption Report 2019 are due to the exclusion of answer options such as “Don’t know” or “Refused” in the latter.
- 4 United Nations Office on Drugs and Crime, *Jakarta Statement on Principles for Anti-Corruption Agencies*, November 2012, [www.unodc.org/documents/corruption/WG-Prevention/Art\\_6\\_Preventive\\_anti-corruption\\_bodies/JAKARTA\\_STATEMENT\\_en.pdf](http://www.unodc.org/documents/corruption/WG-Prevention/Art_6_Preventive_anti-corruption_bodies/JAKARTA_STATEMENT_en.pdf)
- 5 United Nations Office on Drugs and Crime, *Colombo Commentary on the Jakarta Statement on Principles for Anti-Corruption Agencies*, August 2020, [www.unodc.org/documents/corruption/Publications/2020/20-00107\\_Colombo\\_Commentary\\_Ebook.pdf](http://www.unodc.org/documents/corruption/Publications/2020/20-00107_Colombo_Commentary_Ebook.pdf)
- 6 Q: In your opinion, over the past year, has the level of corruption in this country increased, decreased or stayed the same? Response options: “Increased a lot”; “Increased somewhat”; “Stayed the same”; “Decreased somewhat”; “Decreased a lot”; “Don’t know”. Base: all respondents, excluding missing.
- 7 *The Kathmandu Post*, “What is the land scam that has shaken the government’s seat all about?”, February 2020, [www.tkpo.st/38nXStR](http://www.tkpo.st/38nXStR)
- 8 *The Kathmandu Post*, “Anti-graft body in the spotlight as questions arise over its independence”, September 2020, [www.kathmandupost.com/national/2020/09/13/anti-graft-body-in-the-spotlight-as-questions-arise-over-its-independence](http://www.kathmandupost.com/national/2020/09/13/anti-graft-body-in-the-spotlight-as-questions-arise-over-its-independence)
- 9 *Associated Press*, “Young protesters force Nepal to better manage virus crisis”, September 2020, [www.apnews.com/article/hunger-strikes-nepal-asia-kathmandu-virus-outbreak-c69805545737d1866d74a3767bf99298](http://www.apnews.com/article/hunger-strikes-nepal-asia-kathmandu-virus-outbreak-c69805545737d1866d74a3767bf99298)
- 10 *The Kathmandu Post*, “Why Dr KC’s demands matter even more today as country battles the pandemic”, October 2020, [www.kathmandupost.com/national/2020/10/05/why-dr-kc-s-demands-matter-even-more-today-as-country-battles-the-pandemic](http://www.kathmandupost.com/national/2020/10/05/why-dr-kc-s-demands-matter-even-more-today-as-country-battles-the-pandemic)
- 11 Q: How big or small a problem would you say corruption is in government? Response options: “No problem at all”; “A very small problem”; “Quite small”; “Quite big”; “A very big problem”; “Don’t know”. Base: all respondents, excluding missing. This question was not asked in Sri Lanka or Vietnam. Reported percentages are obtained by adding responses “Quite big” and “A very big problem”.
- 12 Transparency International Sri Lanka, *Global Corruption Barometer Sri Lanka 2019*, [www.tisrilanka.org/wp-content/uploads/2019/12/GCB2019.pdf](http://www.tisrilanka.org/wp-content/uploads/2019/12/GCB2019.pdf)
- 13 Transparency International Sri Lanka, *Global Corruption Barometer Sri Lanka 2019*, [www.tisrilanka.org/wp-content/uploads/2019/12/GCB2019.pdf](http://www.tisrilanka.org/wp-content/uploads/2019/12/GCB2019.pdf)
- 14 U4 Anti-Corruption Resource Centre, “Overview of corruption and anti-corruption in Myanmar”, November 2019, [www.knowledgehub.transparency.org/assets/uploads/kproducts/Myanmar-country-profile-amended\\_U4-reviewed\\_2020.pdf](http://www.knowledgehub.transparency.org/assets/uploads/kproducts/Myanmar-country-profile-amended_U4-reviewed_2020.pdf)
- 15 Q: How well or badly would you say the current government is handling the following matters, or haven’t you heard enough to say? “Fighting corruption in government”. Response options: “Very badly”; “Fairly badly”; “Fairly well”; “Very well”; “Don’t know”; “Refused to answer”. Base: all respondents, excluding missing. Reported percentages are obtained by adding responses “Very Badly” and “Fairly Badly”, as well as “Very Well” and “Fairly Well”. In Vietnam, the response options for this question were “Very badly” (10%); “Badly” (33%); “Neither bad nor well” (5%); “Well” (39%); “Very well” (7%); and “Don’t know” (5%).

16 Q: How many of the following people do you think are involved in corruption, or haven't you heard enough about them to say? Response options: "None"; "Some of them"; "Most of them"; "All of them"; "Don't know"; "Refused to answer". Base: all respondents, excluding missing. Reported percentages are obtained by adding responses "All of them" and "Most of them".

17 *Associated Press*, "Mongolians protest over alleged theft of government funds", March 2017, [www.apnews.com/article/99e964560df3438a8dc7b36818b14e4e](http://www.apnews.com/article/99e964560df3438a8dc7b36818b14e4e)

18 <http://chuham.mn/index.php?newsid=8870>, [https://procurement-notice.undp.org/view\\_file.cfm?doc\\_id=222046](https://procurement-notice.undp.org/view_file.cfm?doc_id=222046)

19 *South China Morning Post*, "A scandal in Mongolia: heads roll in government after US\$1.3m SME fund embezzlement", November 2018, [www.scmp.com/news/asia/east-asia/article/2171965/scandal-mongolia-heads-roll-government-after-us13m-sme-fund](http://www.scmp.com/news/asia/east-asia/article/2171965/scandal-mongolia-heads-roll-government-after-us13m-sme-fund)

20 Transparency International, *Using open data to expose corruption in Mongolia*, October 2019, <https://www.transparency.org/en/blog/using-open-data-to-expose-corruption-in-mongolia>

21 <https://blogs.ubc.ca/mongolia/2018/political-parties-%D0%B6%D0%B4%D2%AF-implications/>, <https://www.transparency.org/en/press/parliament-of-mongolia-should-uphold-the-independence-of-the-judiciary>

22 <https://news.mn/en/793826/>

23 Q: Overall, how much trust and confidence do you have in the following to do a good job and act in

a fair manner whilst carrying out their responsibilities? Response options: "None at all"; "Not very much"; "A fair amount"; "A great deal"; "Don't know". Base: all respondents, excluding missing. Reported percentages are obtained by adding responses "None at all" and "Not very much".

24 Reuters, Timeline: Thailand cracks down on protesters, October 2020, [www.reuters.com/article/us-thailand-protests-times-idUSKBN2700CD](http://www.reuters.com/article/us-thailand-protests-times-idUSKBN2700CD)

25 Q: How much, if anything, do you know about the "Anti-Corruption Commission"? Response options: "Never heard of them"; "Heard the name, but don't know anything about what they do"; "A fair amount"; "A great deal"; "Don't know"; "Refused to answer". Base: all respondents, excluding missing. In Vietnam there is no single institution equivalent to an Anti-Corruption Agency and for the purposes of this report the data reported for this question in Vietnam corresponds to the Government Inspectorate.

26 Q: How well or badly would you say the "Anti-Corruption Commission" is doing at fighting corruption in this country? Response options: "Very badly"; "Fairly badly"; "Fairly well"; "Very well"; "Don't know". Base: all respondents who said they know "A fair amount" or "A great deal" about the Anti-Corruption Commission in their country, excluding missing.

27 Q: In the past 12 months have you had contact with a) a public school b) a public clinic or hospital c) the government to get an identity document (i.e. a birth certificate, driver's licence, passport or voter's card, or a permit) d) the government to get water, sanitation or electric services e) the police f) a judge or court official? Respondents who answered that they had contact with any of these public services were

then asked "How often, if ever, did you have to pay a bribe, give a gift or do a favour" for each service. Response options: "Never"; "Once or twice"; "A few times"; "Often"; "Don't Know"; "Refused to answer". Base: all respondents who had contact with at least one service in the previous 12 months. Percentages refer to those who said they had paid a bribe at least once for any service. In Vietnam the survey asked citizens about their experience with traffic police, in addition to the other 6 services asked in the other countries. For comparability purposes, the bribery rate for Vietnam (15%) is calculated excluding the traffic police. Including traffic police, the bribery rate for Vietnam would be 18%.

28 To calculate the total number of bribe payers in Asia, we used the country level bribery rates (the percentage of all adults in the country who had paid a bribe) to calculate the number of bribe payers in each country. We then added the projected number of bribe payers across all 17 countries, which gave a total number of 836 million. Source: UN population estimated 18+

29 Based on multivariate regressions (logistic regressions and Heckman probit regressions) and post-estimated predicted probabilities from models controlling for influential demographic variables, as well as accounting for gendered patterns of contact with public services.

30 Q: In the past 12 months have you had contact with a) a public school b) a public clinic or hospital c) the government to get an identity document (i.e. a birth certificate, driver's licence, passport or voter's card, or a permit) d) the government to get water, sanitation or electric services e) the police f) a judge or court official? Respondents who answered that they had contact with any of these public services were then asked "How often, if ever,

did you have to use your personal connections” for each service. Response options: “Never”; “Once or twice”; “A few times”; “Often”; “Don’t Know”; “Refused to answer”. Base: all respondents who had contact with at least one service in the previous 12 months. Percentages refer to those who said they used personal connections at least once for any service. This question was not asked in Sri Lanka and Vietnam.

31 Based on multivariate regressions (logistic regressions and Heckman probit regressions) and post-estimated predicted probabilities from models controlling for influential demographic variables, as well as accounting for gendered patterns of contact with public services.

32 Q: In the past 12 months have you had contact with a) a public school b) a public clinic or hospital c) the government to get an identity document (i.e. a birth certificate, driver’s licence, passport or voter’s card, or a permit) d) the government to get water, sanitation or electric services e) the police f) a judge or court official? Respondents who answered that they had contact with any of these public services were then asked “How often, if ever, did you have to use your personal connections” for each service. Response options: “Never”; “Once or twice”; “A few times”; “Often”; “Don’t Know”; “Refused to answer”. Base: all respondents who had contact with at least one service in the previous 12 months. Percentages refer to those who said they used personal connections for each service.

33 Q: And thinking about the most recent time that you had to use your personal connections in order to get a public service, what was your main reason for doing this? Was it that .... Response options: “I would have not received the service without my personal connection.”; “I wanted

to get a quicker or better service than what is usually offered”; “Don’t Know”; “Refused to answer”. Base: all respondents who used personal connections for at least one service in the previous 12 months. This question was not asked in Sri Lanka or Vietnam.

34 Q: And thinking about the most recent time that you paid a bribe, gave a gift or did a favour in order to get a public service, what was your main reason for doing this? Was it that ... Response options: “You were asked to pay”; “You were not asked to pay but you knew it was expected”; “You offered to pay to get things done quicker or better”; “You were not asked to pay but you wanted to express your gratitude”; “Something else (Please Specify)”; “Don’t Know”; “Refused to answer”. Base: all respondents who paid a bribe for at least one service in the previous 12 months. This question was not asked in Vietnam.

35 Q: Sextortion is a form of corruption which occurs when someone who has been entrusted with authority or power says that they will give a benefit (such as quicker service, approval of documents, a job or promotion or opportunity, better grades, or avoiding a fine or imprisonment) in exchange for sexual favours such as sexual activity, inappropriate touching, exposing body parts, or posing for sexual photos. Thinking about your own experience or experiences had by people you know, how often, if at all, has a public official implied either openly or suggestively to either yourself or someone you know, that they will grant a government benefit in exchange for sexual favours? Response options: “Never”; “Once or twice”; “A few times”; “Often”; “Don’t Know”; “Refused to answer”. Base: all respondents excluding those who had no contact with any public officials ever. In Vietnam the question asked

about experience or direct knowledge of sextortion in the last two years, which makes it not comparable with the other countries. For this reason the sextortion rate, which in Vietnam is 3%, has not been included. It can be found in the Vietnam country card on page 53.

36 [www.drive.google.com/file/d/18fePLROxYEoNbDuFvH9IEshykn\\_y9RpT/view](https://www.drive.google.com/file/d/18fePLROxYEoNbDuFvH9IEshykn_y9RpT/view)

37 [www.tirto.id/bap-polisi-apakah-saudari-menikmati-berhubungan-seks-atau-tidak-cAy8](https://www.tirto.id/bap-polisi-apakah-saudari-menikmati-berhubungan-seks-atau-tidak-cAy8)

38 [www.nasional.tempo.co/read/778858/pelecehan-seksual-polisi-jumlah-korban-diyakini-bertambah](https://www.nasional.tempo.co/read/778858/pelecehan-seksual-polisi-jumlah-korban-diyakini-bertambah)

39 [www.nasional.tempo.co/read/473942/hakim-setyabudi-diduga-menerima-gratifikasi-seks](https://www.nasional.tempo.co/read/473942/hakim-setyabudi-diduga-menerima-gratifikasi-seks)

40 [www.megapolitan.kompas.com/read/2020/09/22/17004141/polisi-tetapkan-satu-tersangka-kasus-pelecehan-seksual-di-soekarno-hatta?page=all](https://www.megapolitan.kompas.com/read/2020/09/22/17004141/polisi-tetapkan-satu-tersangka-kasus-pelecehan-seksual-di-soekarno-hatta?page=all)

41 [www.magdalene.co/story/hati-hati-di-internet-dan-hal-hal-yang-perlu-diketahui-soal-kbgo](https://www.magdalene.co/story/hati-hati-di-internet-dan-hal-hal-yang-perlu-diketahui-soal-kbgo)

42 [www.tirto.id/gratifikasi-seks-kerap-terjadi-kenapa-kpk-sulit-membuktikan-dfGV](https://www.tirto.id/gratifikasi-seks-kerap-terjadi-kenapa-kpk-sulit-membuktikan-dfGV)

43 [www.worldbank.org/en/news/infographic/2020/03/03/women-business-and-the-law-2020-50-years-of-womens-rights](https://www.worldbank.org/en/news/infographic/2020/03/03/women-business-and-the-law-2020-50-years-of-womens-rights)

44 Q: To what extent do you agree or disagree with the following statement: the government is pretty much run by a few big interests looking out for themselves. Response options: “Strongly disagree”; “Disagree”; “Neither agree nor disagree”; “Agree”; “Strongly agree”; “Don’t Know”. Reported percentages

are obtained by adding responses “Strongly agree” and “Agree”. Base: all respondents, excluding missing. This question was not asked in Sri Lanka or Vietnam.

45 Q: In the past 5 years, how many times, if at all, has anyone tried to offer you a bribe or special favour to vote in a particular way at a national, regional or local election? Has that happened to you...? Response options: “Never”; “Once or twice”; “A few times”; “Often”; “Don’t Know”. Reported percentages are obtained by adding responses “Once or twice”, “A few times”, and “Often”. Base: all respondents, excluding missing. This question was not asked in Sri Lanka or Vietnam.

46 International Foundation for Electoral Systems, *Money and Elections in the Maldives*, November 2014, [www.ifes.org/sites/default/files/maldives\\_money\\_and\\_politics\\_survey\\_final\\_0.pdf](http://www.ifes.org/sites/default/files/maldives_money_and_politics_survey_final_0.pdf)

47 Transparency Maldives, *Pre-election assessment*, 2018, [www.transparency.mv/v16/wp-content/uploads/2018/05/Pre-Elections-2018-PREVIEW-8-June.pdf](http://www.transparency.mv/v16/wp-content/uploads/2018/05/Pre-Elections-2018-PREVIEW-8-June.pdf)

48 Transparency Maldives, *Pre-election assessment*, 2018, [www.transparency.mv/v16/wp-content/uploads/2018/05/Pre-Elections-2018-PREVIEW-8-June.pdf](http://www.transparency.mv/v16/wp-content/uploads/2018/05/Pre-Elections-2018-PREVIEW-8-June.pdf)

49 Information shared by community members during the door-to-door voter education efforts that Transparency Maldives conducted across the country during the 2018 presidential election and 2019 parliamentary elections.

50 Q: Do you strongly disagree, tend to disagree, neither agree nor disagree, tend to agree or strongly agree? Ordinary people

can make a difference in the fight against corruption. Response options: “Strongly disagree”; “Tend to disagree”; “Neither agree nor disagree”; “Tend to agree”; “Strongly agree”; “Don’t Know”. Base: all respondents, excluding missing.

51 Reported percentages are obtained by adding responses “Strongly agree” and “Tend to agree”. Base: all respondents.

52 Reported percentages are obtained by adding responses “Strongly disagree” and “Tend to disagree”. Base: all respondents.

53 Q: In this country, can ordinary people report incidents of corruption without fear, or do they risk retaliation or other negative consequences if they speak out? Response options: “Can report without fear”; “Fear reprisals”; “Don’t Know”. Base: all respondents, excluding missing. This question was not asked in Vietnam.

54 Q: And thinking about if you were to report a case of corruption committed by a government official, how likely is it that appropriate action would be taken against them? Is it... Response options: “Not at all likely”; “Not very likely”; “Somewhat likely”; “Very likely”; “Don’t Know”. Base: all respondents, excluding missing. This question was not asked in Vietnam.

55 Q: In this country there is the right by law for citizens to access key facts and data from the government. Were you aware that you have the right to request information from government, or were you not yet aware that you had this right? Response options: “Yes, I was aware”; “No, I was not yet aware”; “Don’t Know”. Base: all respondents, excluding missing. This question was not asked in Sri Lanka or Vietnam.

56 Q: In some cases, public bodies make information and facts publicly accessible, for example, on their website. In other cases, citizens request (such as via a letter, email or telephone call) that the public body provides them with the information they need. In the last 12 months how often, if at all, have you officially contacted a public body to request any information? Have you done this... Response options: “Never”; “Once or twice”; “A few times”; “Often”; “Don’t Know”. Reported percentages are obtained by adding responses “Once or twice”, “A few times”, and “Often”. Base: all respondents, excluding missing. This question was not asked in Sri Lanka or Vietnam.

57 Any minor differences between the data reported here and in the Vietnam Corruption Report are due to the exclusion of answer options such as “Don’t know” or “Refused”.





# CREATE CHANGE WITH US

## ENGAGE

---

Follow us, share your views and discuss corruption with people from around the world on social media.

**[facebook.com/TransparencyInternational/](https://facebook.com/TransparencyInternational/)  
[twitter.com/anticorruption/](https://twitter.com/anticorruption/)  
[linkedin.com/company/transparency-international/](https://linkedin.com/company/transparency-international/)  
[instagram.com/Transparency\\_International/](https://instagram.com/Transparency_International/)  
[youtube.com/user/TransparencyIntl/](https://youtube.com/user/TransparencyIntl/)**

## LEARN

---

Visit our website to learn more about our work in more than 100 countries and sign up for the latest news in the fight against corruption.

**[transparency.org](https://transparency.org)**

## DONATE

---

Your donation will help us provide support to thousands of victims of corruption, develop new tools and research, and hold governments and businesses to their promises. We want to build a fairer, more just world. With your help, we can.

**[transparency.org/donate](https://transparency.org/donate)**

An illustration on a dark blue background showing several stylized human figures in various poses, some reaching up, some jumping, and some holding bags or money. Green banknotes and orange coins are scattered throughout the scene, suggesting a chaotic or desperate pursuit of wealth. The figures are rendered in simple, flat colors like black, white, and grey, contrasting with the vibrant green and orange of the money.

Transparency International  
International Secretariat  
Alt-Moabit 96, 10559 Berlin, Germany

Phone: +49 30 34 38 200

Fax: +49 30 34 70 39 12

[ti@transparency.org](mailto:ti@transparency.org)

[www.transparency.org](http://www.transparency.org)

Blog: [voices.transparency.org](http://voices.transparency.org)

Facebook: [/transparencyinternational](https://www.facebook.com/transparencyinternational)

Twitter: [@anticorruption](https://twitter.com/anticorruption)