

Study of the Cell Towers Radiation Levels in Residential Areas

Sabah Hawar Saeid
College of Engineering-University of Kirkuk-IRAQ

Abstract: The rapid development of cellular communication systems all over the world has caused the appearance of many hundreds of mobile telephone base stations in every city. Installation of base station antennas has produced concerns about health and in some cases has resulted in litigation in court. Independent researches and measurements on electromagnetic fields in areas close to base stations was discussed in many countries, as well as a comparison of the level of exposure of local populations and current exposure limits. Continuous exposure to microwave radiation from cell phone towers cause serious health problems over the years. Two of the most important factors in these measurements are the distance and the direct line of sight to the antenna site. In this study, measurements have been carried out at various places near the cell towers inside residential areas in Kirkuk-Iraq. It has been found that the radiation levels were above the recommended values. The results of this study show that the amount of power density is more than ten times greater than the recommended safety power density.

Keywords- Cell towers radiation levels, GSM base stations, Safety power density.

I. INTRODUCTION

Worldwide, the use of mobile telephony has increased considerably with the introduction of the digital GSM 900 systems in the 1990s [1-3]. With increase in cell phone communication, number of cell towers getting installed is increasing every day. This increased use of mobile phones has led to an important deployment of base stations. The number of base stations in any country depends on several factors as the number of network providers, the number of users and the topography [4]. In Kirkuk, currently there are hundreds of cell phone towers, and to meet the communication demand, the number will increase rapidly. Such base stations are often situated close to dwellings or houses and have become the reason for concerns of parts of the population in the recent years. Some of the base stations are planted right in a home of residence. The concerned population often wants to know the level of exposure due to the base stations, if these levels of exposure might be health relevant and if the levels comply with national and international

standards, guidelines and regulations. To answer these questions, local and national authorities network providers and private persons often contract qualified institutions to evaluate the exposure level in restricted areas. The cell tower transmits in the frequency range of 869 - 894 MHz (CDMA), 935 - 960 MHz (GSM900) and 1805 - 1880 MHz (GSM1800) [5]. A base station and its transmitting power are designed in such a way that mobile phone should be able to transmit and receive enough signal for proper communication up to a few kilometers. These cell towers transmit radiation 24x7, so people living within 10's of meters from the tower will receive 10,000 times stronger signal than required for mobile communication [6]. Majority of these towers are mounted near the residential and office buildings to provide good mobile phone coverage to the users. In cities, millions of people reside within these high radiation zones. The cellular base stations are transmitting continuously even when nobody is using the phone. We know from a variety of scientific studies, that significant biological effects result from the non-thermal effects of extremely periodic -pulsed - HF-radiation as are utilized in the most common modern digital cellular and cordless phone systems round the world.

Not all standards and guidelines throughout the world have recommended the same limits for exposure. For example, some published exposure limits in Russia and some eastern European countries have been generally more restrictive than existing or proposed recommendations for exposure developed in North America and other parts of Europe. Very limited information is available on the exposure to cellular base station radiation in residential areas at different distances and directions to antenna sites [7, 8].

II. RADIATION FROM THE CELL TOWER

A GSM900 base station antenna transmits in the frequency range of 935 - 960 MHz. This frequency band of 25 MHz is divided into twenty sub-bands of 1.2 MHz, which are allocated to various operators [9]. There may be several carrier frequencies (1 to 5) allotted to one operator with upper limit of 6.2 MHz bandwidth. Each carrier frequency may transmit 10 to 20W of power. So, one operator may transmit 50 to 100W of power and there may be 3-4 operators on the same roof top or tower, thereby total transmitted

power may be 200 to 400W [10]. In addition, directional antennas are used, which typically may have a gain of around 17 dB (numeric value is 50), so effectively, several KW of power may be transmitted in the main beam direction.

Radiated power density can be calculated for N number of base stations at distances R_n using [11]:

$$P_d = \sum_{n=1}^N \frac{P_{tn} G_{tn}}{4\pi R_n^2} \quad (1)$$

where,

P_{tn} = Transmitter power in Watts from n^{th} station.

G_{tn} = Gain of transmitting antenna of n^{th} station.

R_n = Distance from the antenna n^{th} station in meters.

The simplest case is the one when a human is exposed to a single base station antenna ($N=1$), as shown in the Fig. (1), [12].

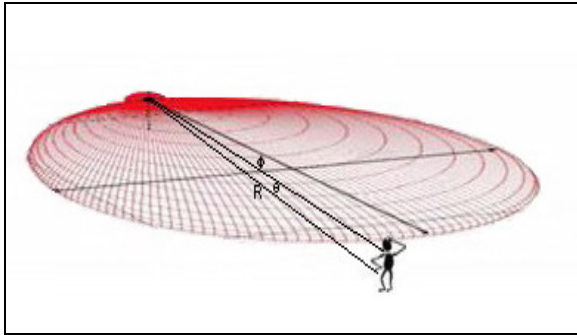


Fig. (1) Human exposed to a single base station antenna.

Following the above computational steps, the power density for the frequency 945 MHz, using equations 1 were computed. Table (1) gives the power density for $P_t = 20 \text{ W}$, $G_t = 17 \text{ dB}$ ($G_t = 50.12$), for various distances from the transmitting tower.

The power density values given in Table-1 are for a single carrier and a single operator, ($N=1$). If multiple carriers are being used and multiple operators are present on the same roof top or tower, then the values will increase many times. However, radiation density will be much lower in the direction away from the main beam. One should know actual radiation pattern of the antenna (which unfortunately is not made public) to calculate exact radiation density at a point.

Table (1): Power density and received power at various distances from the transmitting tower

R in m	P_d in mW/m^2	P_d in dB_m
1	79766.43	49.018
2	19941.60	42.998
3	8862.94	39.476

4	4985.40	36.977
5	3190.66	35.039
6	2215.73	33.455
7	1627.89	32.116
8	1246.35	30.956
9	984.77	29.933
10	797.66	29.018
20	199.42	22.998
30	88.63	19.476
40	49.85	16.977
50	31.91	15.039
100	7.977	9.018
200	1.994	2.997
300	0.886	-0.526
400	0.499	-3.019
500	0.319	-4.962

Fig. (2): shows the graph of power density versus distance for a typical base station.

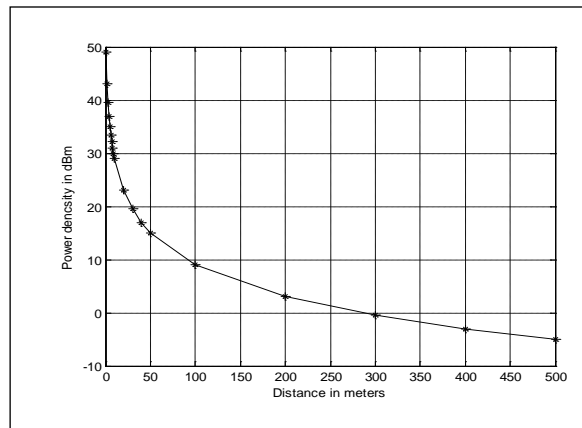


Fig. (2): power density versus distance.

III. MEASUREMENTS PROCEDURES:

The base station antennas in the selected sites were the more common panel antennas, which divide the area around the base station into three sectors. With this arrangement of the three antennas the entire region around the base stations were covered. The signals radiated are for digital mobile telephone systems that operate with GSM frequency band of 900 MHz.

All measurements were made with a 3 Axis Radio Frequency Electromagnetic Field Tester (Model: EMF-839) [13]. This equipment is specially developed for measuring or monitoring electromagnetic field, for example: cell-phone stations. It is used for broadband devices of monitoring the wide range radio frequency electromagnetic field value, which allows each received radio signal, in the range of 100 KHz to 3 GHz.

IV. RADIATION MEASUREMENTS

For the purpose of this research, one major service provider in Kirkuk is selected, that provided GSM coverage to all the regions under consideration. The major concern was the radiation emitted by base station antennas. Considering stations that are sited within 50m from residential buildings, and densely populated areas.

Measurements of the base station signals conducted from 9:00 AM to 2:00 PM local time in Kirkuk. The power radiated by base stations are highly dependent on the number of subscribers making calls at the same time. Thus, the measured radiated power depends on time, place, direction, distance of measurement and season. For hot countries or hot seasons in countries, the acceptable maximum radiated power density should be much lower.

The number of measurements taken in this research work were 147 measures, at distances about 50 meters around the base stations in Kirkuk. The average power density was 71.226 mW/m², which is more than twice of theoretically calculated power density, (as shown in table (1)), using equation (1). Fig. (3): shows the comparison between measured power density in different countries [14- 21] with safety code 6 given by equation (2) [22].

$$P_d = \frac{f}{150} \quad (2)$$

where f is the frequency (MHz), in the range of (300-1500 MHz). So the calculated maximum safety power density is equal to (6.3 mW/m²).

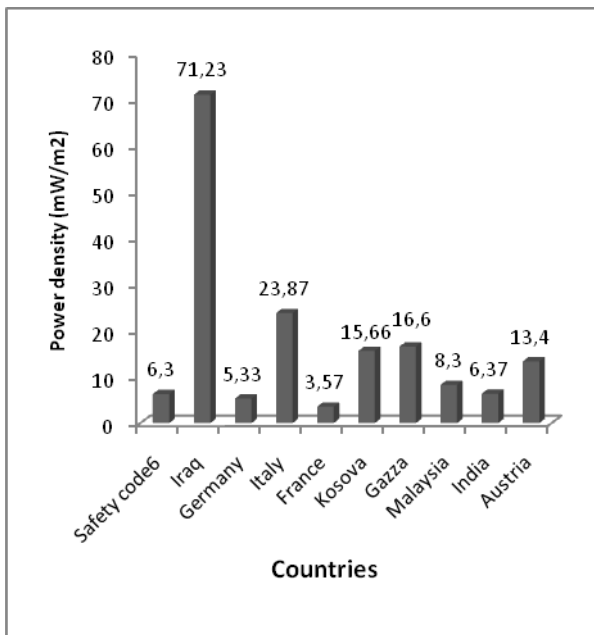


Fig. (3) Comparison between measured power densities in different countries.

V. CONCLUSION

In this research work, measurements have been carried out at various places at distances about 50m away from the cell towers inside residential areas in Kirkuk-Iraq. 147 measures have been taken at different directions. The results of this study show that the average power density in more than 90% of the measures was 71.226 mW/m². This amount of power density is more than ten times greater than the recommended safety power density which is equal to or less than 6.3 mW/m². Comparison between the power density in many countries shows that the minimum measured power density was in France then Germany and India, and the worst is in Iraq. Therefore, many comprehensive studies are necessary to be done in this country, to protect peoples from the risk of the exposure to this high power density of the radiation of cells phone tower especially in residential areas.

REFERENCES

- [1] Mann, S. M.; Cooper, T. G.; Allen, S. G.; Blackwell, R. P.; Lowe, A. J.; "Exposure to Radio Wave Near Mobile Phone Base Stations, NRPB-R321, 2000.
- [2] Neubauer, G.; "Exposure next to Base Stations in Austria", BEMS Proceeding Book, Munich, 2000.
- [3] Pinho, P.; Casaleiro, J.; "Influence of the Human Head in the Radiation of a Mobile Antenna", PIERS Proceedings, Moscow, Russia, August 18-21, pp.666-669, 2009.
- [4] Shalangwa, D. A.; "Measurement of Exposure of Radio Frequency Field Radiation from GSM Masts", Journal of Electrical and Electronics Engineering Research, Vol. 2, No. 3, pp. 75-84, May 2010.
- [5] Ayeni, A. A.; Braimoh, K. T.; Ayeni, O. B.; "Effect of GSM Phone Radiation on Human Pulse Rate", Journal of Emerging Trends in Computing and Information Sciences", Vol. 2, No. 11 pp.
- [6] Kumar, G.; "Cell Tower Radiation", Electrical Engineering Department, IIT Bombay, December, 2010.
- [7] Saeid, H. S.; Najat, M. M.; "Study of Health Hazards due to Radiation of Electromagnetic Power from Mobile Base Stations Using MATLAB", American Journal of Scientific Research, Issue 41, December, pp. 16-25, 2011.
- [8] Saeid, H. S.; "Calculation of the Mobile Phone Radiation Level in Respect to the Exposure Standards", Journal of Science & Technology, University of Science and Technology, Yemen, Vol. 13, No. 1, 2008.
- [9] Parsons, J. D.; "The Mobile Propagation Channel", Second Edition, John Wiley & Sons Ltd, 2000.

- [10] Kaushal, M.; Singh, T.; Kumar, A.; "Effects of Mobile Tower Radiation & Case Studies from Different Countries Pertaining the Issue", *International Journal of Applied Engineering Research*, Vol. 7, No. 11, 2012.
- [11] Saeid, H. S.; "Human Exposure Assessment in the Near-Field of Antennas Used by Mobile Research", *Journal of Asian Scientific Research*, Vol. 2, No. 4, 2012
- [12] Saeid, H. S.; "Theoretical Estimation of Power Density Levels around Mobile Telephone Base Stations", *Journal of Science & Technology*, University of Science and Technology, Yemen, Vol. 13, No. 2, 2008.
- [13] Lutron Electronic; "3Axis Radio Frequency Electromagnetic Field Meter" Model: EMF-839.
- [14] Haumann, T.; Munzenberg, U.; Maes, W.; Sierck, P.; "HF-Radiation Level in Residential Areas", Report on HF-Radiation of GSM Cellular Phone Towers, pp.327-333.
- [15] Arnelli, C.; Roggia, G.; Trinchero, D.; "Low Cost Measuring Methods Applied to an Electromagnetic Site Survey of a Complex Environment", Department of Electronics, Torino Polytechnics, Italy.
- [16] Nedhif, S.; "Health Safety and Field Strength Exposure in ICS Telecom", White Paper, May 2008.
- [17] Pillana, M. I.; Ahma, L.; Hamiti, E.; "Human Exposure Assessment in the Vicinity of 900 MHz GSM Base Station Antenna", *International Journal of Communications*, Vol. 1, Issue 2, 2007.
- [18] Abdlati, M.; "Electromagnetic Radiation from Mobile Phone Base Stations at Gaza", *Journal of the Islamic University of Gaza (Natural Sciences Series)*, Vol. 13, No. 2, pp. 129-146, 2005.
- [19] Hoong, K. N.; "Non-Ionizing Radiations-Sources, Biological Effects, Emissions and Exposures", *Proceedings of the International Conference on Non-Ionizing Radiation at UNITEN*, 20th – 22nd October, 2003.
- [20] Kumar, N.; Kumar, G.; "Biological Effects of Cell Tower Radiation on Human Body", ISMOT, New Delhi, India, December 16-19, 2009.
- [21] Neubauer, G.; Giczi, W.; Schmid, G.; "Analysis of Exposure Levels Next to GSM Base Stations", ARC Seibersdorf Research GmbH, Austria.
- [22] Thansandote, A.; Lecuyer, D. W., Gajda, G. B.; McNamee, J. P.; "Limits of Human Exposure to Radio Frequency Electromagnetic Fields in the Frequency Range from 3kHz to 300 GHz", Safety Code 6, Environmental Health Directorate, Health Protection Branch, Minister of Health, Canada.