


GREATER**LONDON**AUTHORITY

LONDON BOROUGH COUNCIL ELECTIONS
22 MAY 2014



LONDON BOROUGH
COUNCIL **ELECTIONS**
22 MAY 2014

Published by:

Greater London Authority

Intelligence Unit

City Hall

The Queen's Walk

More London

London SE1 2AA

www.london.gov.uk

email **datastore@london.gov.uk**

enquiries **020 7983 4100**

minicom **020 7983 4458**

Follow us on [Twitter](#) at:

http://www.twitter.com/LDN_data

Authored by Gareth Piggott.

This and other elections reports are available on

the [London Datastore](#) at:

<http://data.london.gov.uk/elections>

Contains Ordnance Survey data

© Crown copyright and database rights 2014

Copyright:

Greater London Authority

September 2014

ISSN 1479-7879

CONTENTS

v	Introduction
vi	State of the political parties in the new councils
viii	Maps
xv	Summary of election facts and figures, 2010
xvi	Numbers of candidates and votes by borough
xvii	Share of votes by borough
xviii	Number of candidates and votes by party
xix	Turnout and main party statistics
xxv	Commentary
xxx	Borough by borough summary
xxxvii	Directly elected Mayors
xlvi	The European elections
lii	Technical notes
1	Results
193	Ward voting statistics
227	Borough votes summary
228	European election voting statistics, London boroughs
233	Parliamentary constituency summary
237	Full list of candidates in the 2010 election
252	Map of London borough boundaries
253	Previous publications on elections in London

INTRODUCTION

With the aim of making the democratic process as transparent as possible to the London electorate, this report includes a great deal of detail on every aspect of the 2014 London Borough council general elections. No other single volume presents the full results and election statistics from the 32 London boroughs enabling the reader to analyse and compare the results across London in one place.

The report presents data for every candidate in every ward (excluding the City of London which operates on a different electoral model). Summaries are provided in the form of maps and tables, and to make comparisons easier, they mostly match those included in the 2010 report with a few useful additions. Results of all council by-elections between the general elections in 2010 and 2014, as well as details of the elections in the four boroughs that directly elect a mayor, are also presented here.

The borough elections of the 22 May 2014 took place on the same day as the European parliament election for the UK, 50 years after the first borough elections took place in 1964. However, the borough elections four years ago were held on the same day as the general election, and turnout in 2010 was 62 per cent but in 2014 and this fell to 39 per cent, which meant around 2.3 million Londoners voted - over 1.2 million fewer than last time.

To continue the recent trend, at 6,951, more candidates stood for election in 2014 than in any previous borough election. This was 115 more than in 2010, which itself was the previous highest and 437 more than in 2006.

Further information about what is included and how to use the report can be found in the Technical Notes section on page xlviii.

This is the latest report in a long series of council election reports dating back to 1964, all of which are currently available on the London Datastore at: <http://data.london.gov.uk/elections>

State of the political parties in the new councils

Borough	CON	LAB	LD	REA	THF	UKIP	GRE	IND	Total
Barking & Dagenham		51							51
Barnet	32	30	1						63
Bexley	45	15				3			63
Brent	6	56	1						63
Bromley	51	7				2			60
Camden	12	40	1				1		54
Croydon	30	40							70
Ealing	12	53	4						69
Enfield	22	41							63
Greenwich	8	43							51
Hackney	4	50	3						57
Hammersmith & Fulham	20	26							46
Haringey		48	9						57
Harrow	26	34	1					2	63
Havering	22	1		24		7			54
Hillingdon	42	23							65
Hounslow	11	49							60
Islington		47					1		48
Kensington & Chelsea	37	12	1						50
Kingston upon Thames	28	2	18						48
Lambeth	3	59					1		63
Lewisham		53					1		54
Merton	20	36	1	3					60
Newham		60							60
Redbridge	25	35	3						63
Richmond upon Thames	39		15						54
Southwark	2	48	13						63
Sutton	9		45						54
Tower Hamlets	5	22			18				45
Waltham Forest	16	44							60
Wandsworth	41	19							60
Westminster	44	16							60
Inner London	168	500	27	0	18	0	4	0	717
Outer London	444	560	89	27	0	12	0	2	1,134
London	612	1,060	116	27	18	12	4	2	1,851

Note: Party abbreviations can be found on page xviii.

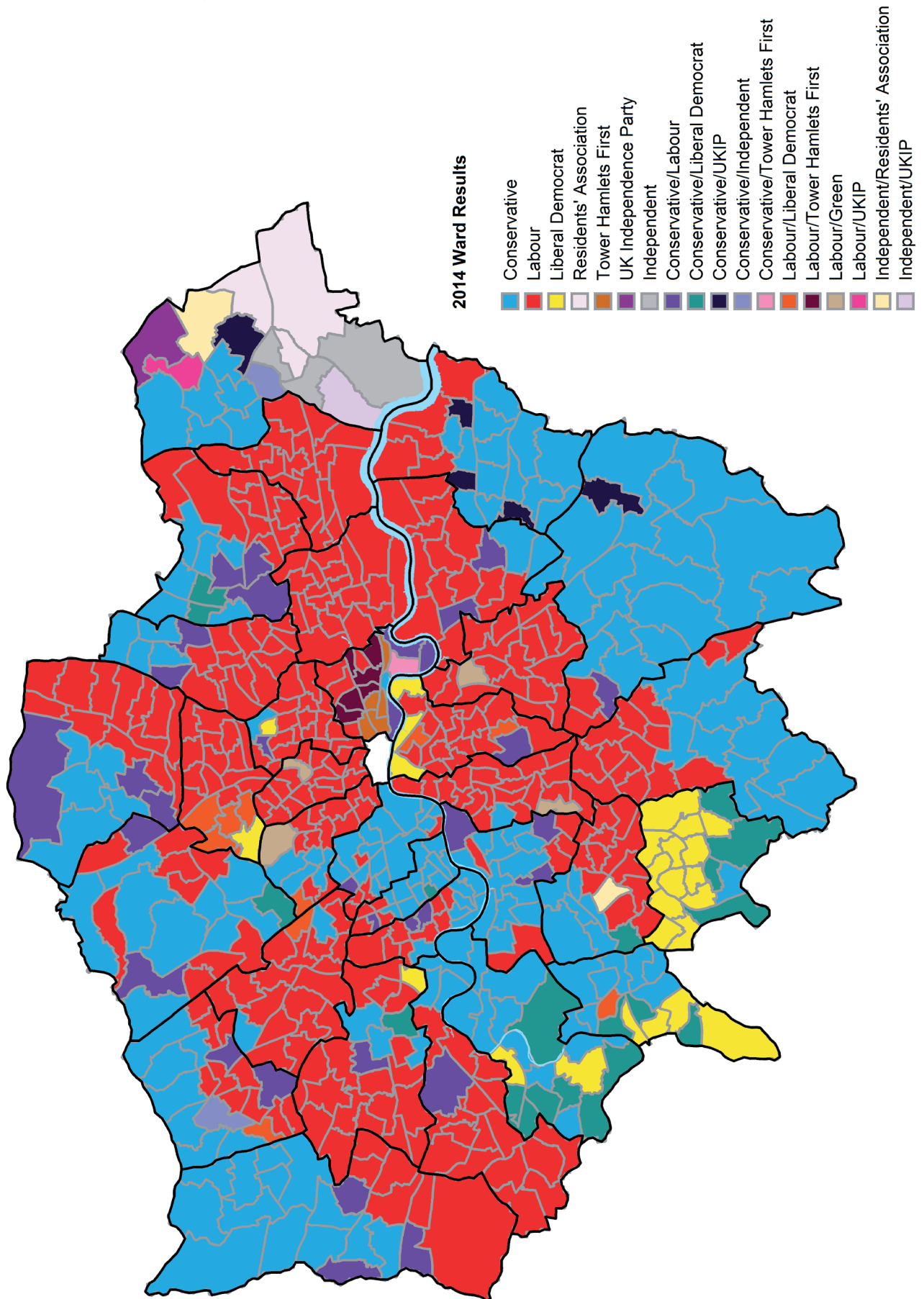
Share of the vote for parties by borough

Borough	CON	LAB	LD	GRE	BNP	UKIP	IND	REA	Others
Barking & Dagenham	9.4	51.1	3.7	3.1	1.8	27.9	0.9	0.0	2.1
Barnet	38.6	36.7	7.2	10.7	0.0	5.6	1.1	0.0	0.1
Bexley	37.6	25.3	2.7	1.6	8.0	23.4	0.9	0.0	0.5
Brent	20.1	47.6	16.4	11.5	0.0	1.9	0.4	0.0	2.2
Bromley	39.6	17.6	8.8	12.1	0.6	20.2	1.0	0.0	0.1
Camden	21.7	44.4	14.2	15.2	0.0	3.0	1.1	0.0	0.3
Croydon	33.4	36.0	5.5	8.0	0.6	15.4	0.4	0.0	0.7
Ealing	24.5	48.0	8.8	9.0	0.6	5.6	3.2	0.0	0.4
Enfield	26.0	41.7	2.9	11.9	1.6	11.6	2.1	0.0	2.0
Greenwich	18.3	42.3	6.3	14.1	1.8	15.2	1.7	0.0	0.4
Hackney	12.1	56.9	8.1	20.1	0.0	0.5	0.5	0.0	1.7
Hammersmith & Fulham	38.1	41.9	8.4	6.6	0.0	3.9	0.1	0.0	1.1
Haringey	9.5	48.1	19.9	14.8	0.0	2.9	1.7	0.0	3.1
Harrow	36.5	36.0	7.4	3.0	0.0	5.4	3.8	0.0	7.8
Havering	23.1	13.7	1.9	4.0	0.9	28.4	1.9	25.9	0.2
Hillingdon	36.0	27.7	3.2	7.8	0.6	19.1	2.0	0.0	3.5
Hounslow	25.0	43.6	7.3	9.3	0.0	11.0	1.4	0.0	2.5
Islington	9.7	54.7	14.3	18.8	0.0	1.8	0.0	0.0	0.6
Kensington & Chelsea	52.9	27.1	10.4	3.5	0.0	1.3	4.8	0.0	0.0
Kingston upon Thames	33.9	15.1	26.4	10.9	0.2	12.1	0.4	0.0	1.0
Lambeth	14.7	50.7	12.0	14.9	0.0	5.5	0.4	0.0	1.8
Lewisham	10.9	43.1	7.9	13.9	0.0	6.8	0.5	0.0	16.8
Merton	27.6	43.4	9.6	4.8	0.0	9.6	0.0	3.3	1.6
Newham	22.2	60.6	3.6	0.8	0.0	4.5	0.5	0.0	7.9
Redbridge	30.5	41.9	10.8	5.3	0.0	6.6	3.3	0.0	1.6
Richmond upon Thames	39.6	11.0	28.0	13.2	0.0	6.4	1.7	0.0	0.0
Southwark	12.4	44.9	18.8	13.7	0.0	5.7	0.6	0.0	4.0
Sutton	24.7	12.1	35.7	4.3	0.0	19.8	0.3	0.0	3.1
Tower Hamlets	11.3	33.3	6.5	9.1	0.0	5.4	1.2	0.0	33.2
Waltham Forest	17.7	43.7	12.0	11.7	0.0	9.4	0.5	0.0	5.0
Wandsworth	39.8	31.9	7.2	13.0	0.0	6.0	1.4	0.0	0.7
Westminster	40.7	32.8	6.2	14.3	0.0	4.1	1.8	0.0	0.0
Inner London	21.0	44.3	10.5	12.4	0.0	4.3	1.0	0.0	6.6
Outer London	29.0	33.6	10.0	8.4	0.9	13.2	1.5	1.7	1.7
London	26.1	37.4	10.2	9.8	0.6	10.0	1.3	1.1	3.5

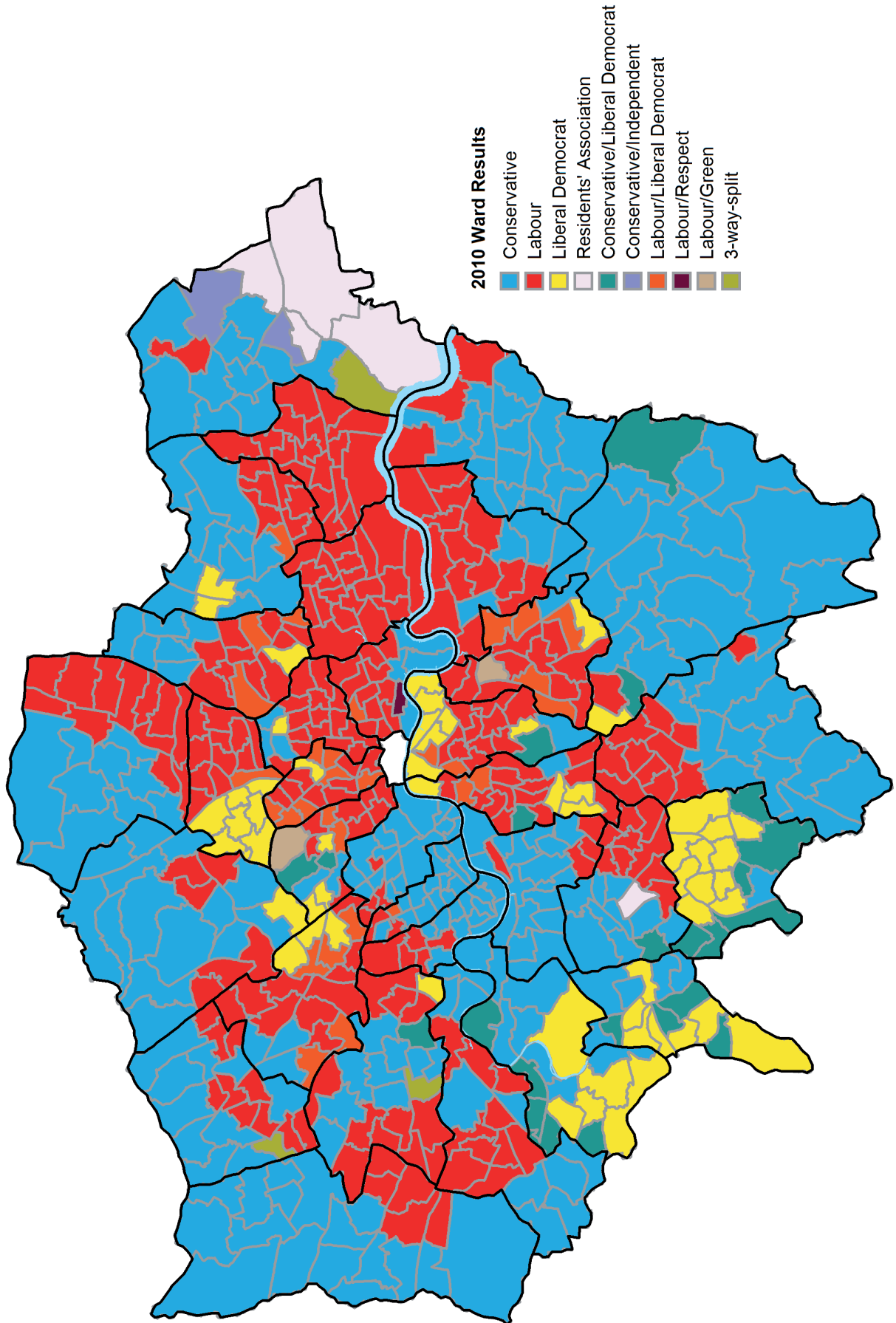
Note: Party abbreviations can be found on page xviii.

Maps

Elected Candidates by Ward 2014

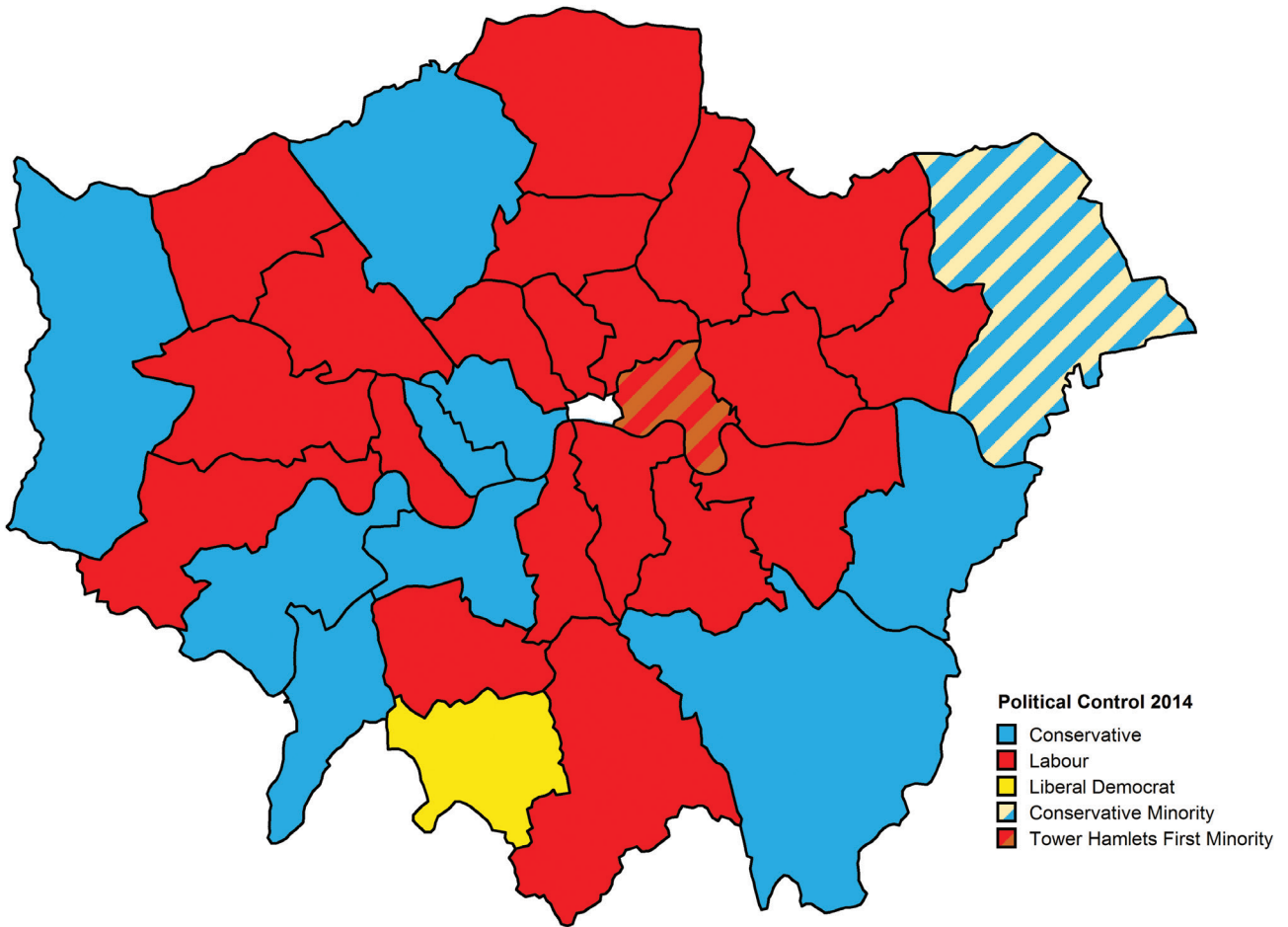


Elected Candidates by Ward 2010



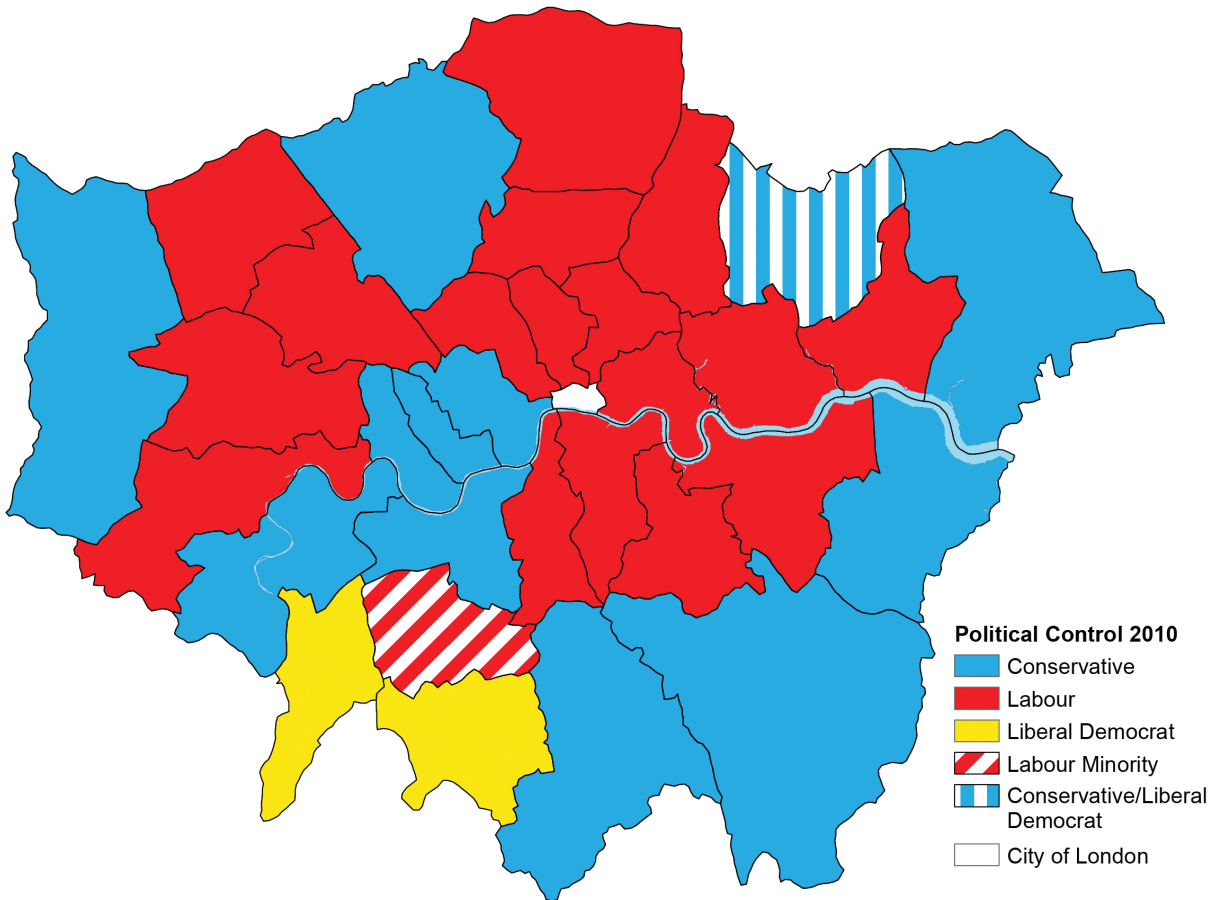
Political Control

May 2014

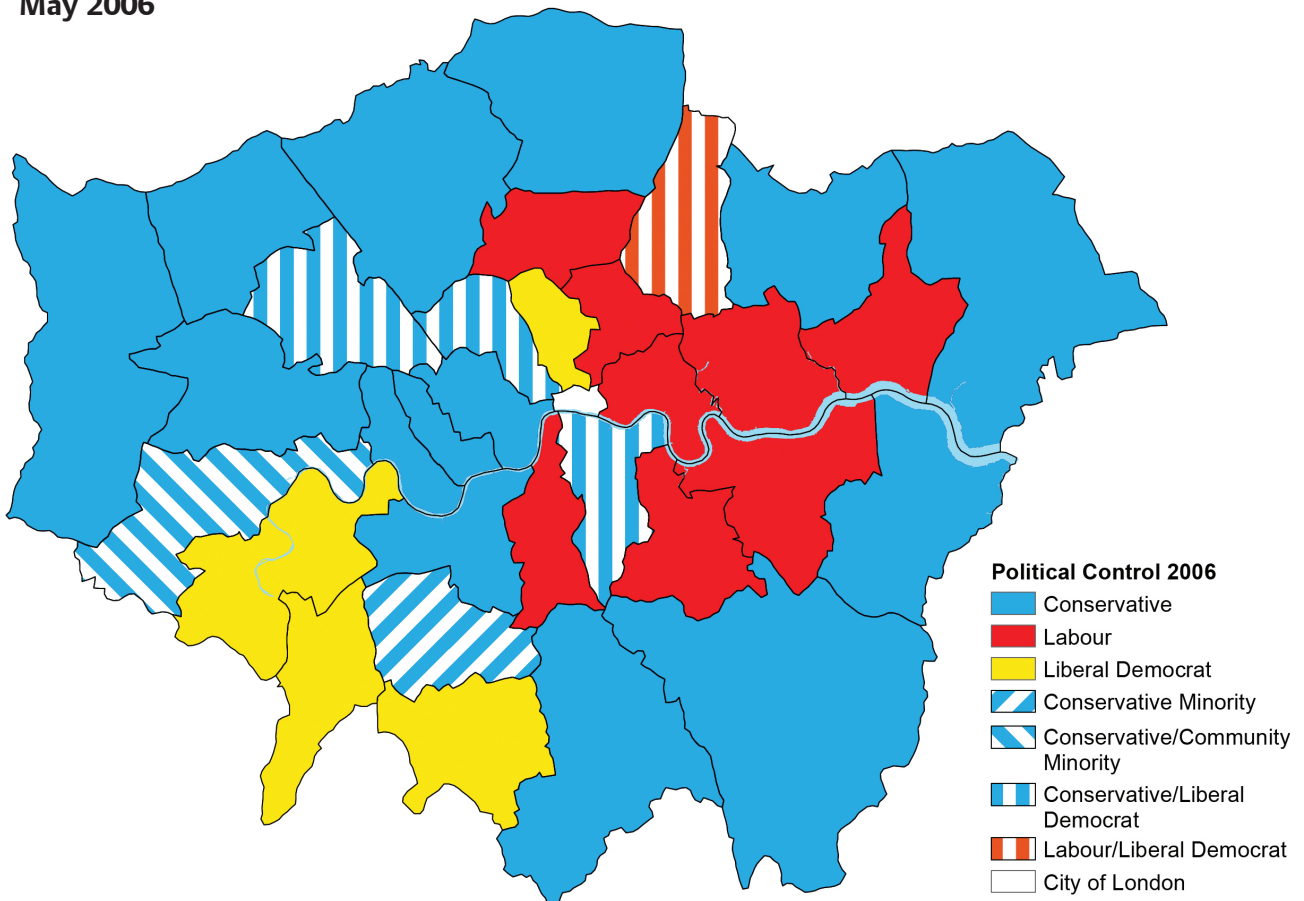


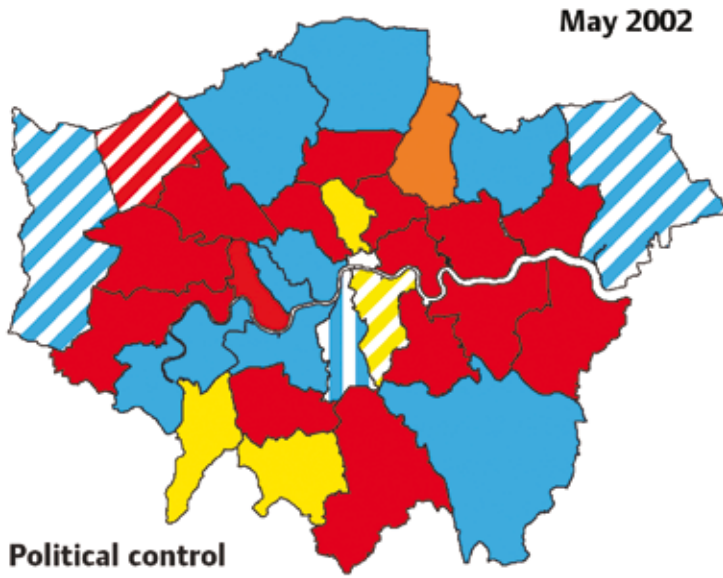
Note: Hackney, Lewisham, and Newham elected mayors representing the Labour party, and Tower Hamlets elected a mayor representing Tower Hamlets First in addition to the seats represented on the map above.

May 2010

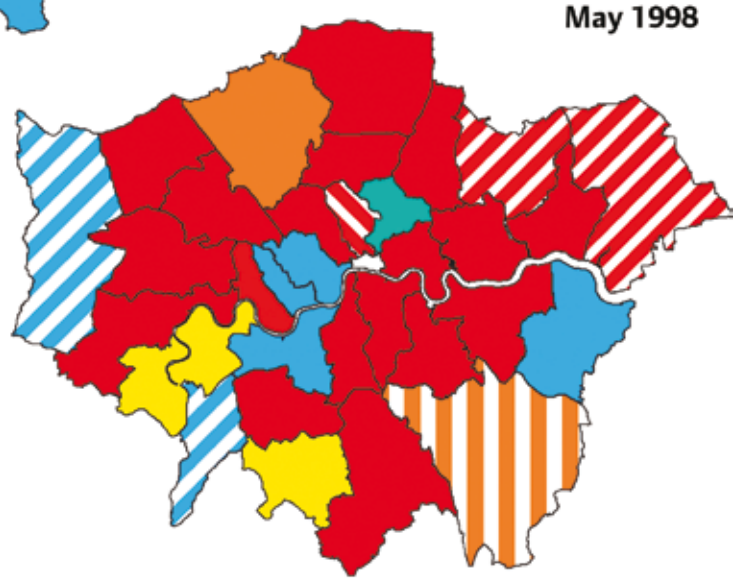













May 2006





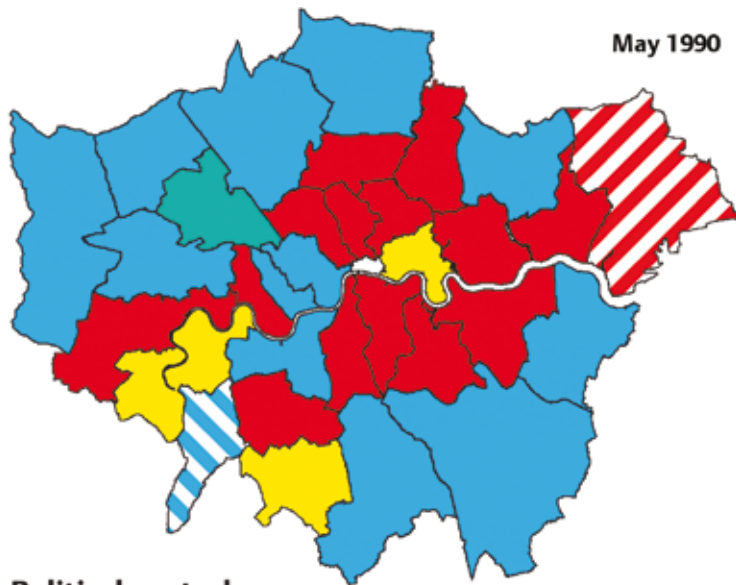
Political control

















-  Conservative
-  Labour
-  Liberal Democrat
-  Conservative minority
-  Labour minority
-  LibDem minority
-  Conservative with Mayoral vote
-  Labour with Mayoral vote
-  Labour with LibDem support
-  Conservative/LibDem joint
-  Labour/LibDem joint
-  No overall control
-  City of London

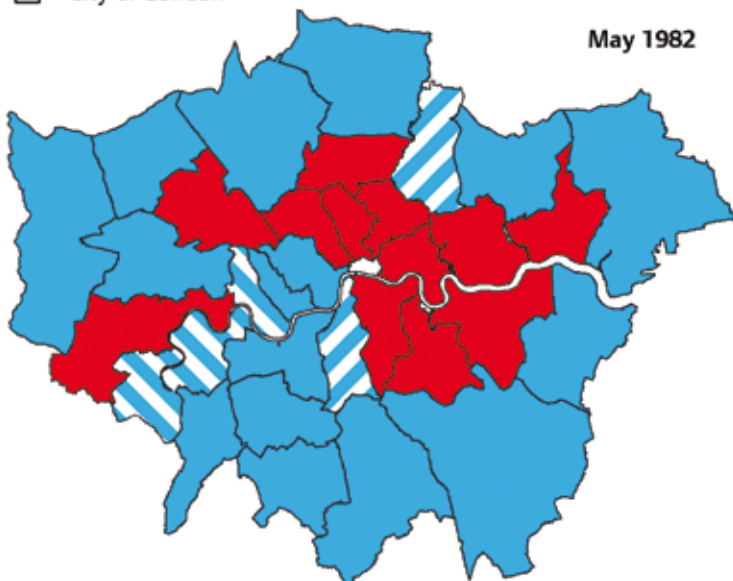
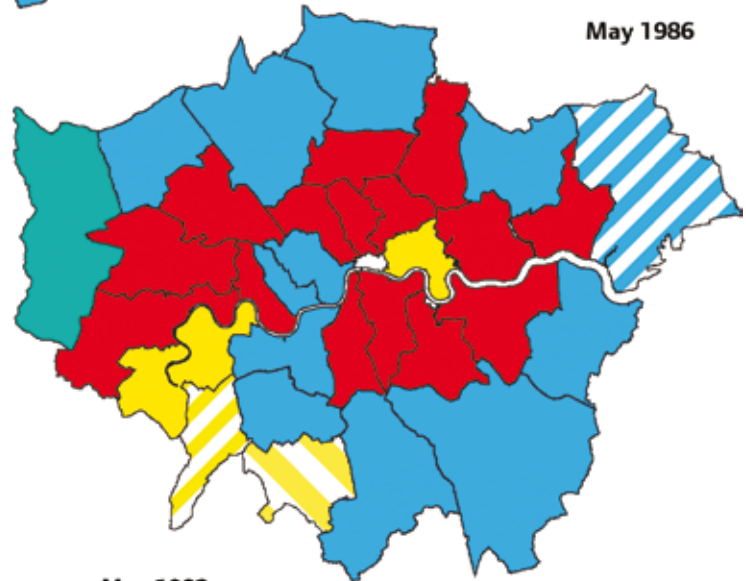


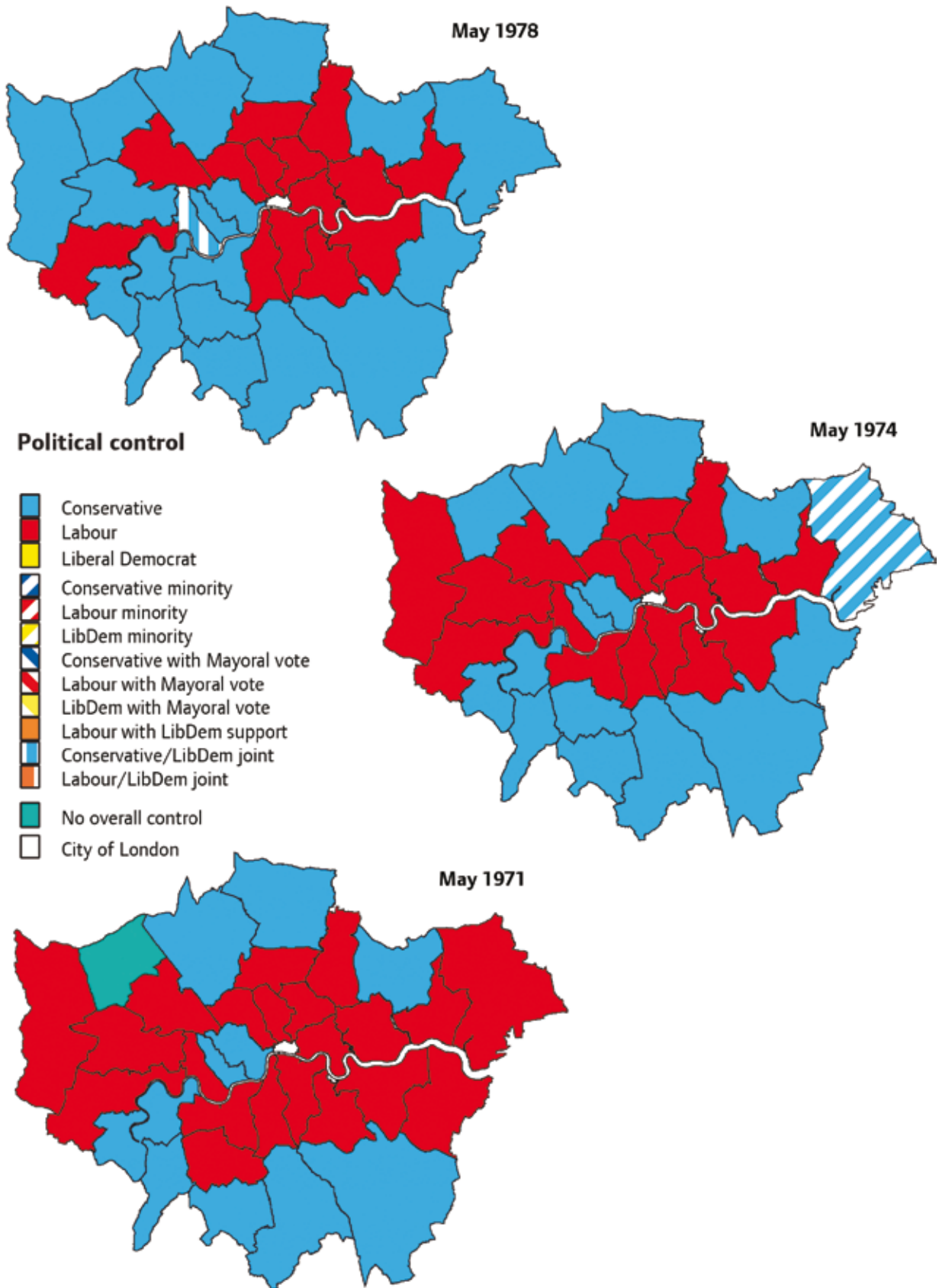
May 1994



Political control

-  Conservative
-  Labour
-  Liberal Democrat
-  Conservative minority
-  Labour minority
-  LibDem minority
-  Conservative with Mayoral vote
-  Labour with Mayoral vote
-  LibDem with Mayoral vote
-  Labour with LibDem support
-  Conservative/LibDem joint
-  Labour/LibDem joint
-  No overall control
-  City of London





Summary of election facts and figures, 2014

	2014	2010	2006	2002	1998
Total number of candidates	6,951	6,828	6,391	6,119	5,840
Total number of seats	1,851	1,861	1,861	1,861	1,917
Total number of seats contested	1,851	1,861	1,861	1,858	1,914
Average number of candidates per seat	3.76	3.67	3.43	3.29	3.05
Total electorate	5,878,824	5,689,223	5,340,657	5,209,247	5,010,999
Number voting (1 ward uncontested in 1998 and 2002)	2,284,882	3,524,644	2,023,235	1,653,654	1,738,868
Percentage voting	38.9	62.0	37.9	31.8	34.8
Ballot papers included in the count					
Number at polling stations	1,754,441	2,945,840	1,660,380	1,375,012	1,692,158
Number of postal votes	530,441	578,804	369,859	278,642	46,710
Total number of rejected ballot papers					
Lacking the official mark	201	64	303	169	267
Voting for more candidates than entitled	3,020	3,874	2,501	1,315	1,642
Marked so that voter could be identified	164	756	334	179	271
Unmarked or wholly void	9,678	16,869	8,586	3,807	8,648
Total rejected in whole	13,208	22,371	11,680	5,782	10,828
Total number of valid ballot papers	2,271,723	3,502,273	2,011,555	1,647,872	1,728,040

¹ In 2010 there was no breakdown of rejections in Hackney. In 2002, there were no rejected ballot papers recorded in Newham, and no breakdown of rejections in Barking and Dagenham.

Number of councillors elected in London, 1964-2014

	CON	LAB	LD	other	total
22.5.14	612	1,060	116	63	1,851
6.5.10	717	875	246	23	1,861
4.5.06	785	684	317	75	1,861
2.5.02	653	866	309	33	1,861
7.5.98	538	1,050	301	28	1,917
5.5.94	519	1,044	323	31	1,917
3.5.90	731	925	229	29	1,914
8.5.86	685	957	249	23	1,914
6.5.82	980	781	124	29	1,914
4.5.78	960	882	30	36	1,908
4.5.74	713	1,090	27	37	1,867
13.5.71	597	1,221	9	36	1,863
9.5.68	1,438	350	10	65	1,863
7.5.64	668	1,112	13	66	1,859

% share of the poll in London, 1968-2014

	% poll	CON	LAB	LD	other
22.5.14	38.9	26.1	37.4	10.2	26.3
6.5.10	62.0	32.0	32.6	22.0	13.4
4.5.06	37.9	35.1	27.6	20.3	17.0
2.5.02	31.8	34.4	33.8	20.3	11.6
7.5.98	34.7	32.3	40.5	20.6	6.6
5.5.94	46.1	31.3	41.5	21.8	5.4
3.5.90	48.1	37.8	38.3	14.1	9.7
8.5.86	45.4	35.8	37.4	23.8	3.1
6.5.82	43.8	43.0	30.4	24.6	2.0
4.5.78	42.9	49.6	39.6	6.4	4.4
4.5.74	36.3	41.7	42.9	12.3	3.1
13.5.71	38.7	39.4	53.1	4.2	3.3
9.5.68	35.8	60.1	28.3	7.2	4.4

Numbers of candidates and votes by borough

Borough	Number of candidates					Number of votes				
	CON	LAB	LD	Others	Total	CON	LAB	LD	Others	Total
Barking & Dagenham	40	51	10	39	140	11,643	80,950	1,942	22,560	117,095
Barnet	63	63	63	63	252	108,774	103,429	20,355	28,415	260,973
Bexley	63	63	15	55	196	86,531	58,153	2,990	33,135	180,809
Brent	63	63	63	33	222	48,037	113,887	39,275	13,258	214,457
Bromley	60	60	47	62	229	122,126	54,229	20,751	51,765	248,871
Camden	54	54	54	65	227	37,781	77,502	24,861	29,145	169,289
Croydon	70	70	46	130	316	99,897	106,621	12,450	51,575	270,543
Ealing	69	69	69	46	253	76,158	149,112	27,249	24,858	277,377
Enfield	63	63	8	68	202	69,946	112,001	2,633	30,744	215,324
Greenwich	51	51	40	45	187	40,739	94,349	10,852	27,350	173,290
Hackney	57	57	55	71	240	21,296	102,709	14,505	38,310	176,820
Hammersmith & Fulham	46	46	39	18	149	54,737	60,651	10,122	5,759	131,269
Haringey	57	57	57	89	260	18,549	94,401	39,119	36,217	188,286
Harrow	63	63	26	68	220	81,096	79,919	11,329	27,466	199,810
Havering	52	54	17	93	216	60,063	36,671	1,989	117,955	216,678
Hillingdon	65	65	41	75	246	89,770	69,599	7,951	31,897	199,217
Hounslow	60	60	21	46	187	57,346	100,111	6,772	25,646	189,875
Islington	31	48	48	54	181	15,681	93,416	24,372	33,554	167,023
Kensington & Chelsea	50	50	32	14	146	47,991	23,845	7,154	4,001	82,991
Kingston upon Thames	48	48	48	47	191	53,582	23,905	41,803	17,689	136,979
Lambeth	64	63	63	99	289	33,012	115,297	27,282	39,506	215,097
Lewisham	48	54	54	103	259	23,527	96,357	17,754	52,554	190,192
Merton	60	60	42	31	193	52,867	83,091	14,973	17,151	168,082
Newham	60	60	11	77	208	49,254	134,595	3,635	17,109	204,593
Redbridge	63	63	37	35	198	78,896	108,249	21,455	22,128	230,728
Richmond upon Thames	54	54	54	45	207	80,180	22,298	56,689	19,214	178,381
Southwark	63	63	63	96	285	28,324	102,591	42,927	36,768	210,610
Sutton	54	54	54	46	208	48,617	23,844	70,127	20,592	163,180
Tower Hamlets	45	45	22	101	213	21,656	68,885	5,699	82,264	178,504
Waltham Forest	57	60	51	70	238	38,838	99,350	25,357	24,110	187,655
Wandsworth	60	60	44	51	215	111,545	89,387	14,933	22,010	237,875
Westminster	60	60	28	30	178	58,503	47,136	6,414	9,703	121,756
London	1,813	1,851	1,322	1,965	6,951	1,826,962	2,626,540	635,719	1,014,408	6,103,629

Share of votes by borough

Borough	Votes standardised by number of candidates per ward				Share of poll				% Turnout
	CON	LAB	LD	Others	CON	LAB	LD	Others	
Barking & Dagenham	4,974	26,983	1,942	18,862	9.4	51.1	3.7	35.7	36.5
Barnet	36,258	34,476	6,785	16,442	38.6	36.7	7.2	17.5	40.5
Bexley	28,844	19,384	2,038	26,372	37.6	25.3	2.7	34.4	39.6
Brent	16,012	37,962	13,092	12,733	20.1	47.6	16.4	16.0	36.3
Bromley	42,900	19,065	9,551	36,938	39.6	17.6	8.8	34.1	40.8
Camden	12,594	25,834	8,287	11,441	21.7	44.4	14.2	19.7	38.7
Croydon	33,641	36,303	5,553	25,278	33.4	36.0	5.5	25.1	38.6
Ealing	25,386	49,704	9,083	19,421	24.5	48.0	8.8	18.7	41.2
Enfield	23,315	37,334	2,633	26,262	26.0	41.7	2.9	29.3	38.2
Greenwich	13,580	31,450	4,703	24,618	18.3	42.3	6.3	33.1	37.3
Hackney	7,846	36,800	5,221	14,773	12.1	56.9	8.1	22.9	38.6
Hammersmith & Fulham	18,885	20,770	4,149	5,759	38.1	41.9	8.4	11.6	37.6
Haringey	6,183	31,467	13,040	14,720	9.5	48.1	19.9	22.5	38.1
Harrow	27,032	26,640	5,468	14,849	36.5	36.0	7.4	20.1	40.7
Havering	20,592	12,224	1,721	54,708	23.1	13.7	1.9	61.3	43.1
Hillingdon	30,212	23,258	2,675	27,755	36.0	27.7	3.2	33.1	36.1
Hounslow	19,115	33,370	5,551	18,486	25.0	43.6	7.3	24.2	36.8
Islington	5,532	31,139	8,124	12,117	9.7	54.7	14.3	21.3	38.4
Kensington & Chelsea	16,894	8,659	3,328	3,084	52.9	27.1	10.4	9.6	30.3
Kingston upon Thames	17,861	7,968	13,934	12,962	33.9	15.1	26.4	24.6	43.1
Lambeth	11,169	38,432	9,094	17,103	14.7	50.7	12.0	22.6	34.5
Lewisham	8,152	32,119	5,918	28,331	10.9	43.1	7.9	38.0	37.2
Merton	17,622	27,697	6,140	12,299	27.6	43.4	9.6	19.3	41.3
Newham	16,418	44,865	2,676	10,037	22.2	60.6	3.6	13.6	40.5
Redbridge	26,299	36,083	9,271	14,536	30.5	41.9	10.8	16.9	39.7
Richmond upon Thames	26,727	7,433	18,896	14,356	39.6	11.0	28.0	21.3	46.1
Southwark	9,441	34,197	14,309	18,278	12.4	44.9	18.8	24.0	36.2
Sutton	16,206	7,948	23,376	18,001	24.7	12.1	35.7	27.5	42.6
Tower Hamlets	9,723	28,764	5,568	42,233	11.3	33.3	6.5	48.9	47.2
Waltham Forest	13,398	33,117	9,132	20,180	17.7	43.7	12.0	26.6	37.6
Wandsworth	37,182	29,796	6,765	19,671	39.8	31.9	7.2	21.1	36.9
Westminster	19,501	15,712	2,964	9,703	40.7	32.8	6.2	20.3	32.3
London	619,490	886,952	240,983	622,303	26.1	37.4	10.2	26.3	38.9

Number of candidates and votes by party

Party	Code	Votes	Candidates	Elected	Votes per Candidate
Labour	LAB	2,626,540	1,851	1,060	1,419
Conservative	CON	1,826,714	1,812	612	1,008
Liberal Democrat	LD	635,719	1,322	116	481
Green	GRE	424,586	849	4	500
UK Independence Party (UKIP)	UKIP	303,772	469	12	648
Residents' Association	REA	74,788	45	27	1,662
Tower Hamlets First	THF	62,368	44	18	1,417
Independent	IND	44,117	110	2	401
Trade Unionist and Socialist Coalition	TUSC	30,285	198		153
Independent Labour Group	INLAB	16,715	47		356
British National Party	BNP	14,495	51		284
Lewisham People Before Profit	LPBP	12,927	22		588
Christian Peoples Alliance	CPA	10,865	61		178
The Community (LB Hounslow)	CTY	4,807	7		687
All People's Party	APP	3,193	16		200
Keep Our St Helier Hospital Party	KSHH	1,925	6		321
Northwood Hills Community Champions	NHCC	1,494	3		498
Save King George Hospital	SKGH	1,092	1		1,092
Mitcham Independent Party	MIP	1,056	3		352
Make Willesden Green	MWG	846	1		846
Socialist Labour Party	SLP	793	3		264
Patients not Profits	PNP	735	1		735
National Liberal Party	NLP	627	6		105
An Independence From Europe	IFE	474	1		474
Communist	COMB	433	5		87
National Health Action	NHA	301	1		301
British Democratic Party	BDP	284	1		284
The Socialist (GB)	SP	266	4		67
The Peace Party	TPP	254	1		254
National Front Putting Britain First	NF	198	1		198
Putting Croydon First!	PCF	191	1		191
Europeans Party	EP	130	2		65
Pirate Party	PP	129	1		129
Red - Flag Anti-Corruption	RF	129	1		129
English Democrats	ED	110	1		110
Left Unity	LU	107	1		107
Communities United Party	CUP	105	1		105
Democratic Reform Party	DRP	59	1		59
Total		6,103,629	6,951	1,851	878

In addition, the following codes appear in by-elections:

Christian Party	CP
Fighting for Spaces for People	FSP
Harrow First	HF
Respect	RES

Turnout

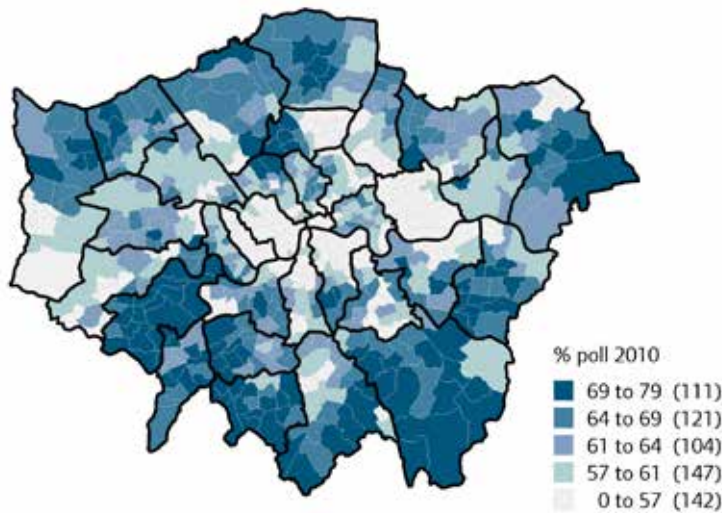
The turnout of voters across the 32 boroughs as a whole was 38.8 per cent, much lower than the previous London borough election, which took place on the same day as the parliamentary general elections, which has never previously happened since the formation of the boroughs in 1964. The highest and lowest figures are shown below.

Highest borough	Tower Hamlets	47.2%
Lowest borough	Kensington and Chelsea	30.3%

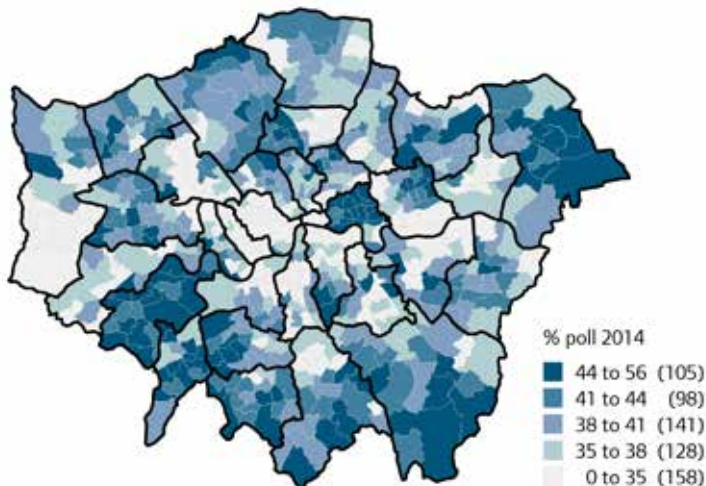
Turnout at ward level varied from 24.2 to 55.8 per cent.

Five highest wards	St. Dunstan's	Tower Hamlets	55.8%
	Shadwell	Tower Hamlets	55.2%
	Stepney Green	Tower Hamlets	54.9%
	Kew	Richmond upon Thames	52.7%
	Southall Broadway	Ealing	52.5%
Five lowest wards	Hyde Park	Westminster	26.6%
	Knightsbridge and Belgravia	Westminster	26.3%
	Queen's Gate	Kensington and Chelsea	25.7%
	Courtfield	Kensington and Chelsea	24.8%
	Brompton and Hans Town	Kensington and Chelsea	24.2%

2010



2014



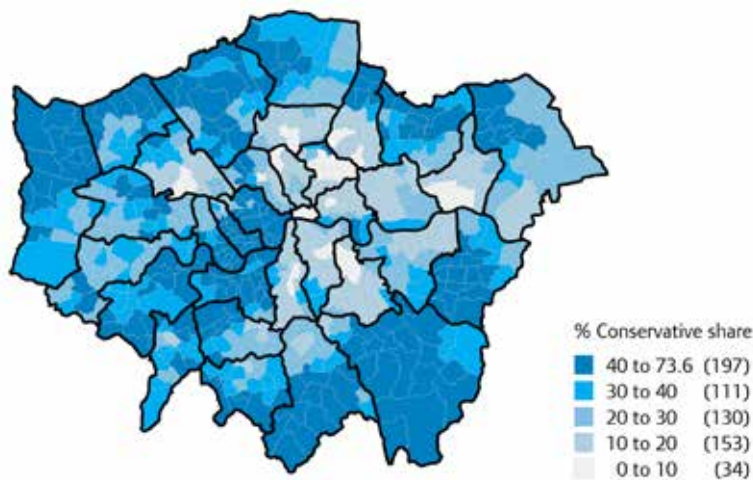
The Conservative Party vote

The overall percentage vote for the Conservative Party was 26.2 per cent. This figure was lower than any previous borough elections with the previous lowest share being in 1994, when the party received 31.3 per cent. The party did not reach ten per cent of the vote in Barking and Dagenham, Islington, or Haringey.

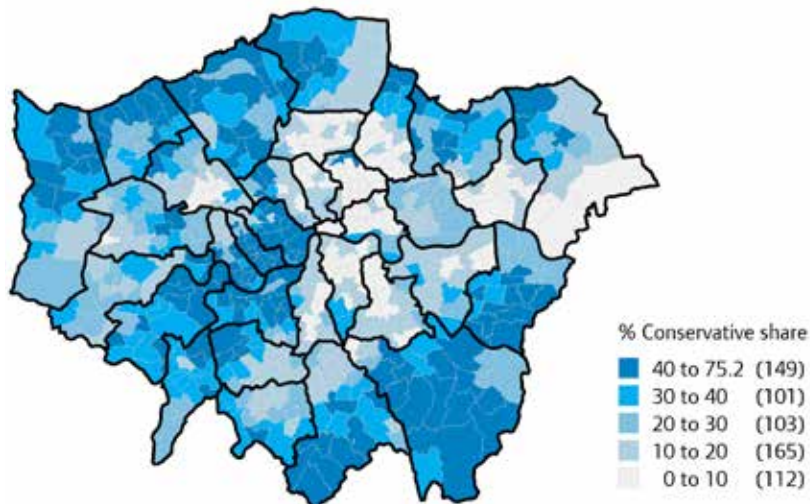
Highest borough Conservative vote		Kensington and Chelsea	52.9%
Lowest borough Conservative vote		Barking and Dagenham	9.4%
Five highest ward Conservative votes	Queen's Gate	Kensington and Chelsea	75.2%
	Knightsbridge and Belgravia	Westminster	74.8%
	Royal Hospital	Kensington and Chelsea	74.4%
	Campden	Kensington and Chelsea	71.8%
	Courtfield	Kensington and Chelsea	70.7%
Five lowest ward Conservative votes*	Telegraph Hill	Lewisham	5.0%
	Bethnal Green	Tower Hamlets	4.6%
	Cazenove	Hackney	4.4%
	Stepney Green	Tower Hamlets	4.3%
	St. Peter's	Tower Hamlets	3.7%

* In seven wards, no conservative candidate stood

2010



2014

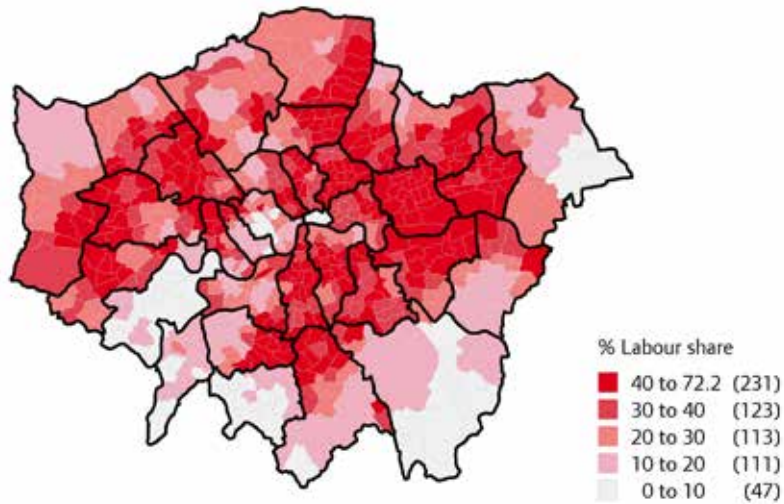


The Labour Party vote

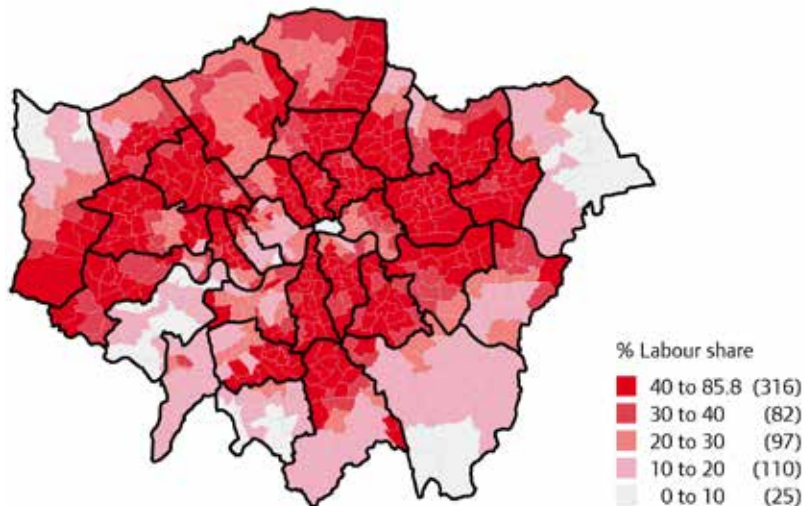
The overall percentage vote for the Labour Party was 37.5 per cent. This figure was almost five percentage points higher than in 2010. Newham stood out as the borough with the highest share, but five boroughs in total returned more than half of the vote share for Labour.

Highest borough Labour vote	Newham	60.6%	
Lowest borough Labour vote	Richmond upon Thames	11.0%	
Five highest ward Labour votes	Southall Green	Ealing	85.8%
	Figge's Marsh	Merton	80.3%
	Dormers Wells	Ealing	77.9%
	Notting Dale	Kensington and Chelsea	74.8%
	Graveney	Merton	74.7%
Five lowest ward Labour votes	Darwin	Bromley	7.0%
	Harefield	Hillingdon	6.7%
	Cranham	Havering	6.1%
	Cheam	Sutton	5.6%
	Upminster	Havering	5.0%

2010



2014



The Liberal Democrat Party vote

The overall percentage vote for the Liberal Democrat Party was 10.2 per cent. This figure was the lowest the party achieved since 1978, when they received 6.4 per cent of the vote. While Sutton was the party's stand out performance at borough level, they did pick up over 25 per cent of the vote in other South West London boroughs of Kingston upon Thames, and Richmond upon Thames. In six boroughs, the Liberal Democrats had less than five per cent of the share.

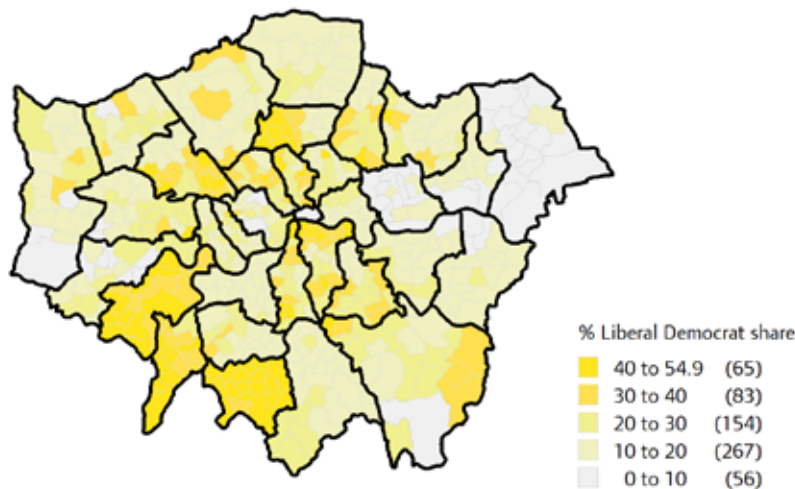
Highest borough Liberal Democrat vote	Sutton	35.7%
Lowest borough Liberal Democrat vote	Havering	1.9%

Five highest ward Liberal Democrat votes	Sutton North	Sutton	45.1%
	Sutton West	Sutton	41.5%
	Cazenove	Hackney	41.4%
	Riverside	Southwark	40.6%
	The Wrythe	Sutton	40.1%

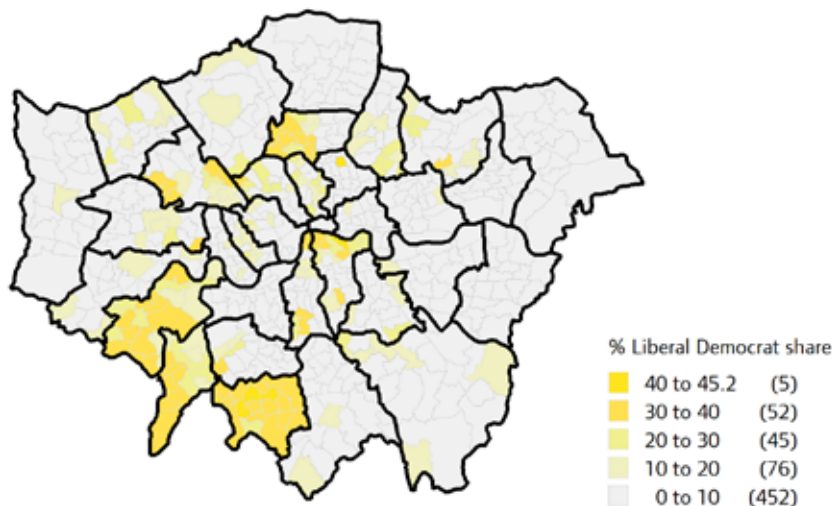
Five lowest ward Liberal Democrat votes*	Upminster	Havering	1.7%
	Elm Park	Havering	1.6%
	St. Andrew's	Havering	1.5%
	Hacton	Havering	1.5%
	Hylands	Havering	1.4%

* In 77 wards, no Liberal Democrat candidate stood

2010



2014



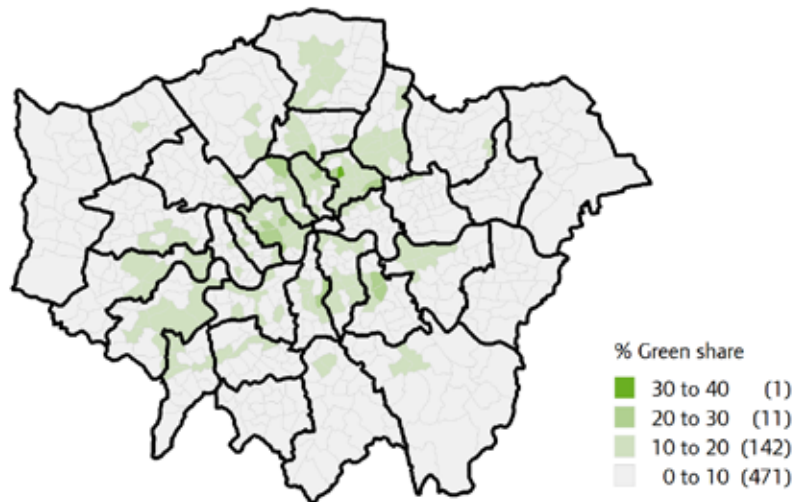
The Green Party vote

The overall percentage vote for the Labour Party was 9.9 per cent. This figure was over three percentage points higher than in 2010. In Hackney, over a fifth of the share went to the Greens, with Islington not far behind (18.8 per cent). In eight boroughs, the Greens had less than five per cent of the share.

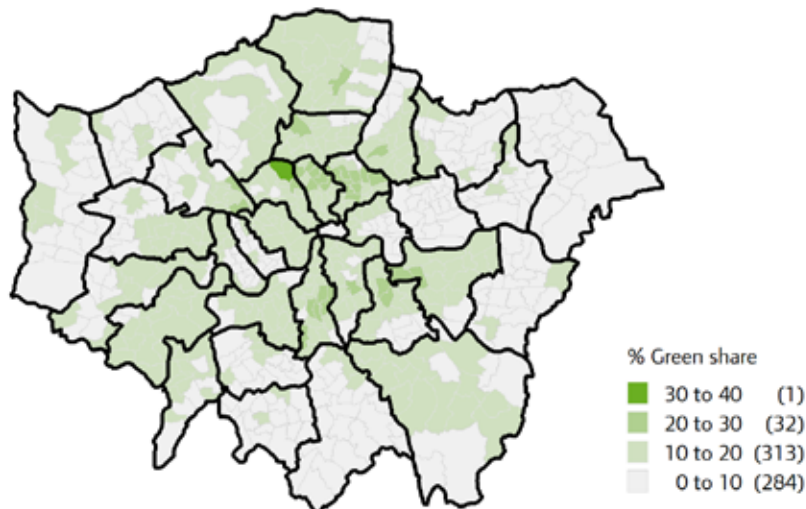
Highest borough Green vote		Hackney	20.1%
Lowest borough Green vote		Newham	0.8%
Five highest ward Green votes	Highgate	Camden	34.2%
	Clissold	Hackney	29.2%
	St. Leonard's	Lambeth	29.0%
	Dalston	Hackney	27.9%
	Ladywell	Lewisham	27.5%
Five lowest ward Green votes*	Elm Park	Havering	4.3%
	New Addington	Croydon	4.2%
	Colindale	Barnet	3.8%
	Havering Park	Havering	3.7%
	Blackwall & Cubitt Town	Tower Hamlets	3.3%

* In 153 wards, no Green candidate stood

2010



2014



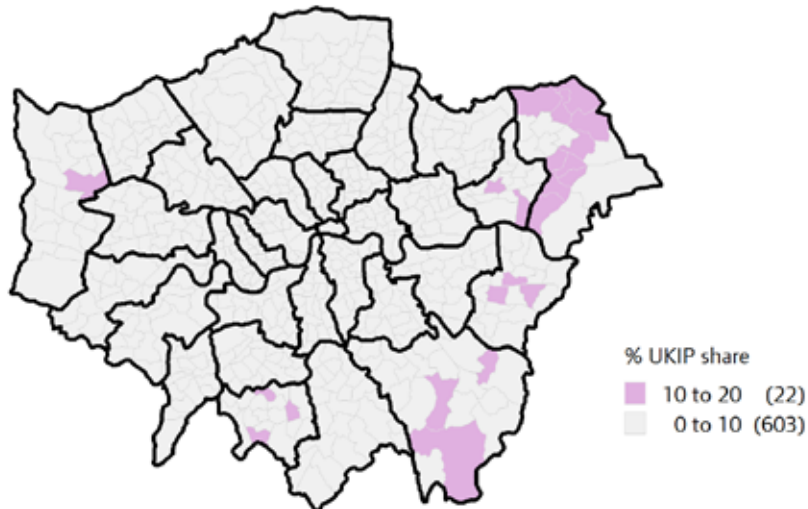
The UK Independence Party vote

The overall percentage vote for UKIP was 9.9 per cent. In 2010 this figure was just 1.1 per cent. In both Havering, and Barking and Dagenham, UKIP managed to achieve 28 per cent share. In nine boroughs, UKIP had less than five per cent of the share.

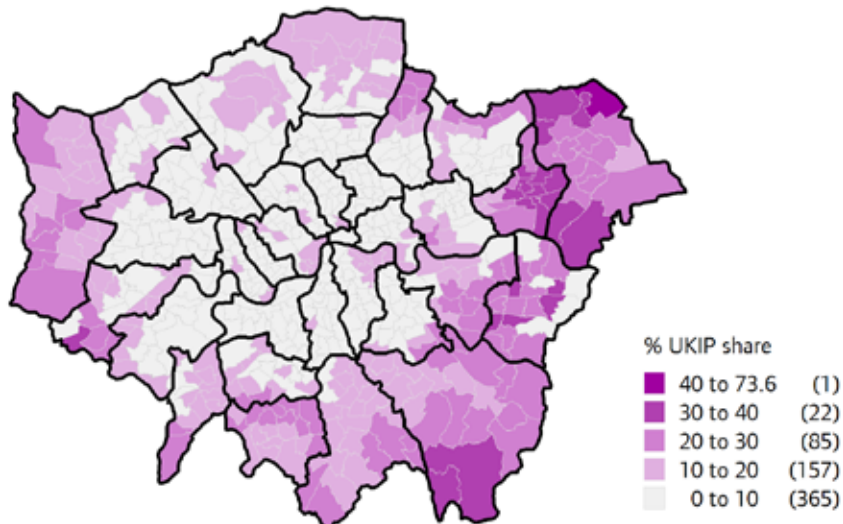
Highest borough UKIP vote	Havering	28.4%	
Lowest borough UKIP vote	Hackney	0.5%	
Five highest ward UKIP votes	Gooshays	Havering	45.4%
	Heaton	Havering	39.0%
	Parsloes	Barking and Dagenham	38.4%
	Mawneys	Havering	37.8%
	Alibon	Barking and Dagenham	36.9%
Five lowest ward UKIP votes*	Gipsy Hill	Lambeth	4.4%
	Dalston	Hackney	4.4%
	Whitechapel	Tower Hamlets	3.9%
	Coldharbour	Lambeth	3.8%
	Herne Hill	Lambeth	3.7%

* In 244 wards, no UKIP candidate stood

2010



2014



COMMENTARY

Probably the most significant story in the 2014 London borough elections was that, Labour secured a high proportion of seats while the other two major parties, Conservatives and Liberal Democrats, both had relatively poor performances. Labour made a net gain of 185 seats which enabled them to take control in four boroughs (two from the Conservatives and two from no overall control), though they did also lose control in Tower Hamlets to Tower Hamlets First. Labour was the only major party to improve its position and their net gain of 185 seats followed a net gain of 191 in 2010 (a total of 376 over both elections), which replenished their combined loss of 366 seats in 2002 and 2006. Labour once again returned as the party with the most seats in London, a position it had held in nine of the previous thirteen general elections, including five consecutive elections between 1986 and 2002, and gave Labour well over half of all seats in London.

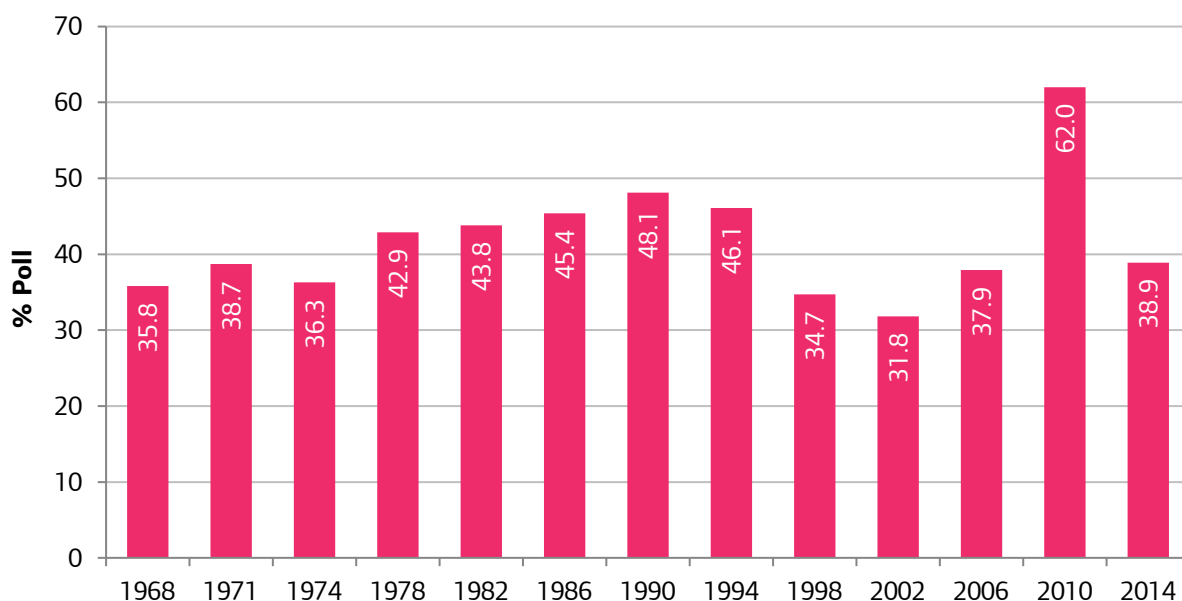
Furthermore, the three Labour mayors in Hackney, Lewisham and Newham were all re-elected with an overall majority in the first round, although Lutfur Rahman held his position as Mayor in Tower Hamlets having been suspended from the Labour Party shortly before he was elected as an independent in October 2010. He later created his own independent party, Tower Hamlets First, and was duly re-elected in 2014.

Labour increased their number of seats to 1,060 - 57 per cent of all seats available. In contrast, the Conservatives lost 105 seats leaving them with 612, or 33 per cent. The Conservatives retained 85 per cent of the seats they were defending.

The Liberal Democrats lost even more seats, with a drop of 130 leaving them with 116, or 6 per cent of seats. This was less than half the number of seats they were defending (246). The Liberal Democrats had their worst result since 1978 in terms of number of seats won, winning only 9 per cent of the seats they contested, and losing their highest number of seats in any borough election. This is a combined loss of 201 seats in 2010 and 2014.

In 2014, the borough elections were held on the same day as the European elections but the turnout was far lower than four years previous when for the first time, they were held on the same day as a parliamentary general election. However, other than 2010 when turnout was 62.0 per cent, the turnout

Figure 1 % poll in London borough general elections, 1968 to 2014



of 38.9 per cent was still the highest since 1994 (Figure 1). The percentage of voters giving their vote by post increased by seven points compared with 2010, to 23 per cent. The figure had been higher in 2006 (18 per cent) compared with 2010, indicating that due to the higher turnout in conjunction with the general election, people were more likely to vote at polling stations.

The lower turnout meant all the major parties lost votes compared with 2010. The Labour party lost 22 per cent of votes, whereas the Conservatives lost 45 per cent and Liberal Democrats 70 per cent. In terms of share of the votes, the Labour party increased their share by five percentage points to 37.5 per cent, the Conservatives share fell by six percentage points to 26.2 per cent, and Liberal Democrats lost 12 percentage points, leaving them with just 10.2 per cent of the share - that is less than half their share of four years ago.

2014 was one of Labour's best results in terms of seats won. The feeling was that Labour had done well because it had taken significant share from the Liberal Democrats, and that UKIP's first major involvement in the borough elections had taken votes from Labour's main rival, the Conservatives.

The Conservatives made a net loss of 105 seats and lost control in three boroughs (two to Labour and one to no overall control) but the Conservatives made progress in south west London from the Liberal Democrats and took control of one borough from the Liberal Democrats, leaving them with nine boroughs. Besides that loss to the Conservatives, the Liberal Democrats retained control in one borough. While it was one of the lowest ever shares of the vote for the Liberal Democrats, it was the worst performance in any London borough election by far for the Conservatives with just 26.2 per cent of the vote, which is lower than their previous lowest in 1994 (31.3 per cent). It was also the widest gap between the two principal parties since 1982 (11.3 percentage points).

Labour made the most of the votes they received, with 77 per cent of their votes for candidates who were subsequently elected, higher than the Conservatives (56 per cent) and significantly higher than Liberal Democrats (24 per cent) - though among the minor parties the Residents Association received 81 per cent of their votes for subsequently elected candidates. Another way to look at this is to analyse the number of votes per seat won. Labour only needed 2,477 votes for each seat they won, compared with Conservatives who had 2,985. The Green party were the least efficient seat-winning party with 105,995 votes per seat won.

The minor parties won a total share of 26.1 per cent of the votes - by far the highest ever, with the second highest being in 2006 (17.0 per cent).

As evidenced by the significant fall in support for Liberal Democrats, they are perhaps not seen as a safe middle ground by as many voters as before and voters have looked elsewhere to find which party represents their views.

There were some significant changes on the spread of successful candidates across the major and minor parties between 2010 and 2014. The minor parties won 63 seats this time compared with only 23 elected in 2010, but was not far off the number won in 2006 (75). The cause of the drop in 2010 may have been because the parliamentary elections were held on the same day which meant that the electorate was likely to be more focussed on electing a government.

There were some notable changes among the minor parties. UKIP increased their share from 1.1 to 9.8 per cent, giving them 12 seats. The fact that the borough election was held on the same day at the European election may have led to an increase in vote for UKIP. UKIP made progress against all three major parties in east London. The UKIP was only slightly less than the Greens (9.9 per cent) and Liberal Democrat share (10.2 per cent). However, many boroughs in London have high BAME and immigrant populations, and this will probably restrict the number of wards UKIP can be successful in.

Table 1 Votes cast, 1994 to 2014

	% votes cast							
	1994	1998	2002	2006	2010	2014	1994-2014	2010-2014
Conservatives	31.3	32.3	34.4	35.1	32.0	26.2	-5.1	-5.8
Labour	41.5	40.5	33.8	27.6	32.6	37.5	-4.0	4.9
Liberal Democrats	21.8	20.6	20.3	20.3	22.0	10.2	-11.6	-11.8
Others	5.4	6.6	11.6	17.0	13.4	26.1	20.7	12.7

Table 2 Seats won, 1994 to 2014

	Councillors elected per 2,000 seats							
	1994	1998	2002	2006	2010	2014	1994-2014	2010-2014
Conservatives	541	561	702	844	771	675	134	-95
Labour	1,089	1,095	931	736	940	1,145	56	205
Liberal Democrats	337	314	332	341	264	176	-161	-89
Others	32	29	35	78	25	64	32	40

Note: Councillors elected are shown as a rate per 2,000 to bring the elections onto the same basis.

But even in wards where UKIP performed fairly well they tended not to be able to convert the votes into seats because they were only able to do where it faced divided opposition. In this election, they needed a ward to have a three or four parties splitting the vote to be in a position to win seats. UKIP's presence had the effect of hurting other parties more than helping itself and it tended to get UKIP a position of replacing the main opposition to the winners in each ward as opposed to actually winning. In fact it was Labour that benefitted hugely from this divided opposition, winning most seats where UKIP had a fairly decent share of the vote. It will probably be in the next elections in 2018 where it will become clear whether 2014 was a stepping stone for UKIP to become a genuine threat to the major parties for winning seats, and perhaps replace the Liberal democrats as the third largest party in a number of boroughs, or remain as one of the minor parties.

Tower Hamlets First appeared for the first time and won 18 seats. The Resident's Associations performance improved again because even though their share of the vote remained at just over one per cent, the number of seats they were elected in increased from 19 to 27. This meant that 60 per cent of all residents' candidates won a seat – higher than any other party.

The Green Party increased their share of the vote from 6.5 to 9.9 per cent and increased their number of seats from two to four. Despite a significant boost in the vote share for the Greens, only half a per cent of Green candidates were elected because their supporters tend to be more spread out across London as opposed focussed in certain areas.

Demographic changes are likely to continue playing their part in elections in London. With the capital having an increasingly diverse population, the Conservatives may face a difficult task to return to their strong position of 2006 again, especially when the unpredictable effect of future UKIP votes is factored in.

The borough elections

Tables 1 and 2 may be used to compare the results of the last six London borough general elections. Seats won are shown as rates per 2,000 to enable a valid evaluation given the changes in the number of seats available for election, most recently made in 2002. The actual numbers of seats won may be found in the summary of election facts and figures on page xv.

From these tables it is clear that the three major parties experienced very different results in May 2014. The party making the most gains was Labour. This enhanced share was reflected in the seats gained and in this respect Labour regained all the lost ground from 2002 and 2006, easily remaining the party with the largest number of actual seats won (page xv). The Conservative Party and Liberal Democrats both suffered losses, in terms of councillors elected, for the second election running. However, the Liberal Democrats had actually increased their share of the vote between 2006 and 2010.

The minor parties made a comeback after a disappointing result in 2010 with the Residents' Associations and Tower Hamlets First taking the majority (71 per cent) of the 63 seats won.

Figure 2 illustrates the share of votes enjoyed by the major parties since the second London borough council general election in 1968 – the year of the Conservative landslide. The growth of the Liberal Democrat (and the party's predecessors') vote during the first twenty years can be seen clearly but the party's support had settled at just over 20 per cent in each of the last five elections, and so the collapse to around ten per cent is a significant divergence from the trend. As noted earlier, the growth in backing for the minor parties, evident over the last twenty years fell away to some extent in 2010 but recovered in 2014.

Change in political control of the boroughs is shown in Figure 3. Labour's position as the majority party in the largest number of London boroughs remained and they now control 20 boroughs, the third time they have controlled that many boroughs in the 14 general elections since the inception of this pattern of London government. The Conservatives have held an absolute majority three times and have not achieved this position since 1982 following the Liberal Democrats' increasing success and the greater incidence of hung councils, though they did control 28 boroughs back in 1968 – a total Labour have not yet got close to matching. Altogether 25 boroughs remained under the same control in 2014 as four years earlier (five more than in 2010).

Control in both Croydon, and Hammersmith and Fulham have followed similar paths over the past 20 years. In both boroughs Labour had control between 1994 and 2002, and then Conservatives won both boroughs in 2006 and 2010 and in 2014 Labour resumed control again. Merton and Redbridge moved from 'no overall control' to Labour. However, Labour lost Tower Hamlets to 'no overall control', having had control there since 1994. Havering moved back to 'no overall control', having been under Conservative rule since 2006. Although, prior to this, the borough had been under 'no overall control' since 1986. Kingston was taken by the Conservatives, a borough they haven't had control of since 1982, with the Liberal Democrats ruling in the borough since 2002 (Table 3).

The rate of rejection of ballot papers in 2014 slightly reduced compared with 2010 – 0.58 per cent against 0.63 per cent, which coincidentally returns the rejection rate to the exact same figure as in 2006. The incidence of rejection through lack of official mark increased to 201 with the majority (147) occurring in one borough – Croydon. The presentation of unmarked or void ballots remains by far the largest reason for rejection (73 per cent of rejections).

Figure 2 Votes for major parties in London borough elections, 1968 to 2014

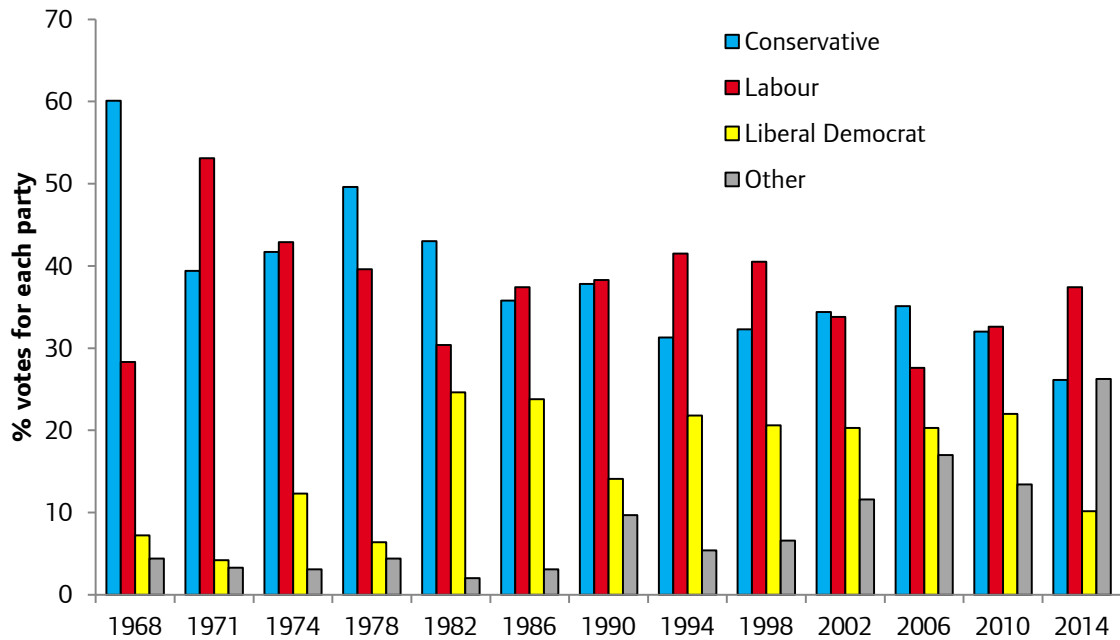


Figure 3 Boroughs controlled by major parties, 1964 to 2014

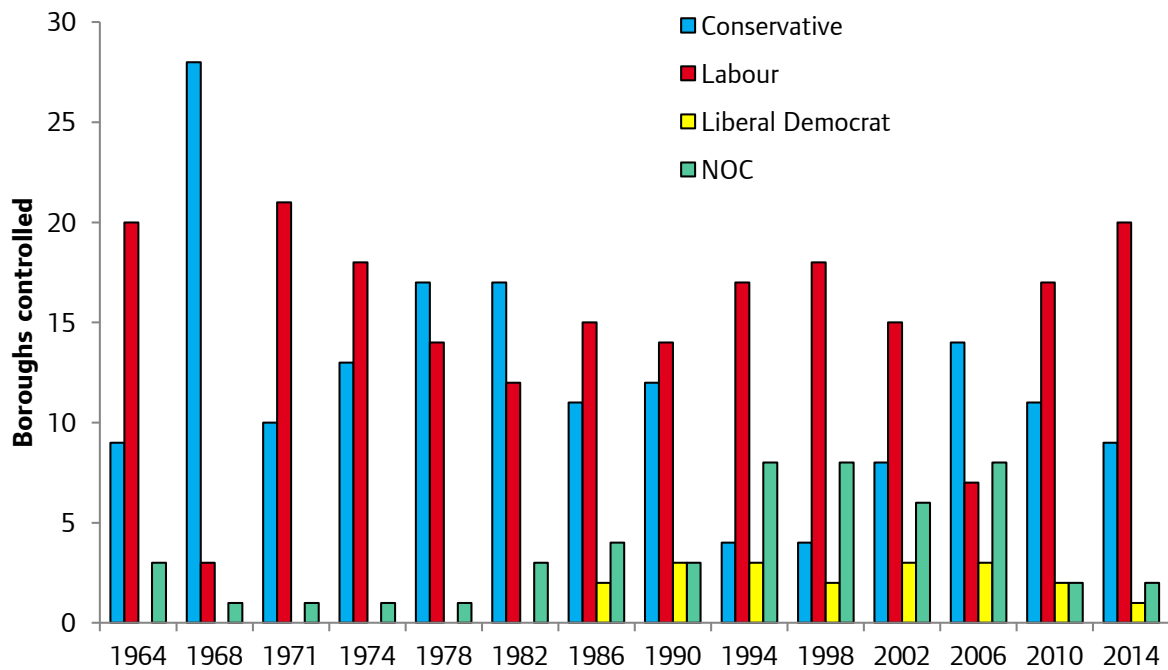


Table 3 Changes in political control following 2014 London borough elections

Read vertically for 2010 political control
 Read horizontally for 2014 political control

	CON 2010	LAB 2010	LD 2010	NOC 2010
CON 2014	Barnet Bexley Bromley Hillingdon Kensington and Chelsea Richmond upon Thames Wandsworth Westminster		Kingston upon Thames	
LAB 2014	Croydon Hammersmith & Fulham	Barking and Dagenham Brent Camden Ealing Enfield Greenwich Hackney Haringey Harrow Hounslow Islington Lambeth Lewisham Newham Southwark Waltham Forest		Merton Redbridge
LD 2014			Sutton	
NOC 2014	Havering	Tower Hamlets		

Borough by borough summary

The Labour Party took every seat in **Barking and Dagenham** for the second election in succession. However, UKIP gained the second highest share of the vote, a position they had taken from virtually nowhere in 2010. UKIP took roughly the same proportion of the vote as the BNP had done in 2010, and even though the BNP did have four candidates standing in the borough, their support was significantly less than the UKIP candidates standing in those wards. Labour's share of the vote was their highest in the borough since 2002. The Conservatives continued to lose share here, while the Liberal Democrats lost most of the share they had regained in 2010 having had hardly any support in 2006.

In **Barnet**, the Labour Party made significant progress, taking nine seats from Conservative but still fell just short of taking control of the borough as the Conservatives took two seats from Liberal Democrats in Childs Hill. The 30 seats Labour now hold in the borough is the highest total the party has ever reached there – though they did have a slightly higher share of the vote in 1994 and 1998. The Greens had been relatively successful in 2006, had done not so well in 2010, but improved again in 2014 to take 11 per cent of the vote, which was ahead of the Liberal Democrats.

Bexley was a borough that Labour controlled back in 2002 but a poor performance in 2006 saw them lose 23 seats to the Conservatives. Since then they have slowly begun to claw back a few seats in the north of the borough, though the Conservatives still have three times as many seats as Labour. The Conservatives share of the vote fell slightly, while Labour increased theirs, mostly at the expense of the Liberal Democrats whose share dropped to around three per cent – their lowest ever, though they did only field 15 candidates. They have not won a seat in Bexley in the last three elections. UKIP won the remaining three seats in the borough taking a single seat from the Conservatives in three wards, and they averaged a 23 per cent share of the vote. This was the only borough where BNP nominated a significant number of candidates with 20 standing in total. However, they managed less than eight per cent share, and their best performances came in Crayford and North End wards.

In **Brent** the Conservatives experienced their joint worst ever result in terms of seats (with 2010), and their lowest share of the vote ever. Having done well in 2010, the Liberal Democrats lost 16 of their 17 seats in the borough, handing them all to Labour, even though their share of the vote did remain respectable at 16 per cent. Labour increased their share of the vote to 48 per cent, their highest since 1971. Having had quite a lot of mixed wards in 2010 where there were seats held by different parties within a ward, this time only Mapesbury had a mix of Labour and a Liberal Democrat. The Conservatives six seats were in two wards of Kenton, and Brondesbury Park – the latter three all gained from the Liberal Democrats. Labour made gains from the Conservatives in Northwick Park, and Preston wards.

In **Bromley**, the Conservative Party dominated once again, though their share of the vote fell to 40 per cent, and they had a net loss of two seats - losing one to Labour and two to UKIP, but gaining one from the Liberal Democrats. The Liberal Democrats now have no seats in Bromley for the first time since 1978, and their share of the vote in the borough is the lowest ever. Labour's share was their highest since 1998, and their seven seats match the total they had in 1994 and 1998. Labour made their gains in Clock House and Crystal Palace wards in the north west of the borough. UKIP had the second largest share of the vote in the borough (20 per cent), roughly gaining what the Liberal Democrats had lost, but UKIP's two seats came from the Conservatives in Cray Valley West, and they were 16 votes short of winning a seat in Cray Valley East. Had UKIP put up a full slate in the borough the total number of votes may have been greater than Labour's.

Labour consolidated their control in **Camden** taking an additional ten seats compared with 2010, all from Liberal Democrats, and increasing their share of the vote significantly from 33 to 44 per cent. The Conservatives lost share slightly but gained two seats, one in Belsize and the other in Hampstead Town ward, leaving them with 12 seats. The Liberal Democrats lost around half of their share of the vote, but managed to retain a single seat in Fortune Green ward where they had a greater share of the vote than Labour or Conservatives. The Greens retained their single seat in Highgate, and in that ward won over a third of the vote share. Furthermore, the Greens were Labour's main opposition in four other wards.

In **Croydon**, as has been common in this borough since the early 1980s, all the seats were won by either Labour or Conservatives, with Labour taking a majority for the first time since 2002. Despite losing seven seats to Labour, the Conservative share only fell slightly. Labour increased their share by four points, with the Liberal Democrats losing over 13 points. Labour's seats are in the north half of the borough, plus Fieldway and New Addington. The line dividing Labour from Conservative wards is slowly moving south. The Green Party and UKIP both received just under 25,000 votes - twice as many as the Liberal Democrats, but UKIP did so with only 42 candidates compared with a full slate of 70 for the Greens.

In **Ealing**, Labour had their best performance, in terms of seats won, since 1998 and, in terms of share won, their best since 1998. Conversely the Conservatives had their worst ever performance of both seats and share. They lost 12 seats, all to Labour. Labour's other seat came from the Liberal Democrats, though the latter did manage to hold on to four seats in the borough despite losing half their share of the vote leaving them with less than nine per cent, but managing to hold onto the entire ward of

Southfield in the process. UKIP achieved a good share of the vote in wards to the north of the borough but did not threaten Labour for a seat. In Southall Broadway, three Independent candidates were Labour's main challengers and they managed a 25 per cent share of the vote in that ward. In Southall Green, Labour managed an impressive 86 per cent share of the vote, which was the highest share of any party in any ward in London.

Since 2002, the Conservative share of the vote in **Enfield** has steadily fallen from 50 per cent to 26 per cent in 2014. Labour increased their majority from 2010 and now hold 41 of the 63 seats, with the other 22 being held by Conservatives – though this is the lowest total (and share of the vote) ever held by them in the borough. Labour gained a seat from the Conservatives in each of Bush Hill Park, Chase, and Winchmore Hill, and gained two seats from them in Southgate Green. After a decent performance by the Liberal Democrats in 2010, they lost most of their share of the vote in 2014 and polled only around 2,600 votes. The Greens, UKIP, Independent candidates, and Trade Unionist and Socialist Coalition all received more votes than the Liberal Democrats.

In **Greenwich**, Labour consolidated their position as majority party (the party only failed to achieve this in 1968). Labour gained three more seats from the Conservatives in 2014 – one in Blackheath Westcombe and the other two in Eltham North ward. UKIP were the next best performing party with around 15 per cent of the vote. However, UKIP only had 13 candidates out of 51 possible, indicating they could be a more serious competitor in this borough in the future. There was a similar story for the Green party who achieved slightly more votes than UKIP from 19 candidates. The Liberal Democrats were not close to winning a seat in a borough where they regularly used to have a handful of seats.

Hackney's ward boundaries were redrawn for 2014 because of a rapidly growing population but there was no difference in the result to 2010 – the three main parties ended up with the exact same number of seats as four years ago. 50 out of the 57 seats went to Labour where the party has failed to obtain a majority only twice in the 13 London borough general elections. However, Labour's share of the vote was significantly improved on 2010, up from 47 to 57 per cent. Not since the 1970s have they enjoyed a greater share. The Conservative Party had their lowest vote share in any Hackney general election with just 12 per cent but still retained four seats – all three seats in Springfield ward, and one of the two seats in the new ward of Stamford Hill West. Having had one of their highest ever shares of the vote in 2010, the Liberal Democrats had their lowest share since 1978 but they still managed to hold onto their three seats in Cazenove ward where they managed over 41 per cent of the vote. In no other ward in the borough did they achieve as much as nine per cent. As in 2010 the Greens fought every ward in the borough but this time entering a full slate in every ward. They recorded a 20 per cent share of the vote, comfortably in second place, but not enough to trouble Labour in any individual ward. Hackney is one of the three boroughs to directly elect their mayor, and the Labour mayor was duly elected for a fourth term (see below).

After having a comfortable majority in 2006 and 2010 the Conservatives lost control of **Hammersmith and Fulham** in 2014, losing 11 seats to Labour. It was the first time since 1998 that Labour had a greater share of the vote in the borough increasing it significantly from 34 to 42 per cent. The Conservative seats are mostly in the south of the borough, though they share power with Labour in Addison, and Avonmore and Brook Green wards in the middle of the borough. The Liberal Democrat lost the majority of their share of the vote having had a good share four years ago. While Labour and Conservatives were the only parties that won or came close to winning a seat, the Liberal Democrats managed a good share of the vote in Town ward (19 per cent), but nowhere else did a party manage as much as a ten per cent share. This was a factor in the combined vote share of Labour and Conservative being so high at 80 per cent.

The geographical divide in **Haringey** became less clear in 2014 but there still some division with the Liberal Democrats holding onto just nine of their 23 seats in the west of the borough. However, they now only control a single ward – Highgate. They lost seats to Labour in seven wards and are now sharing

power in Alexandra, Crouch end, Fortis Green, and Muswell Hill, though still had the highest share of the vote in the latter pair of wards. Labour managed 48 per cent of the share in the borough for the first time since 1998. The party with the third highest share of the vote was the Greens with 15 per cent, and they have become Labour's closest opposition in seven wards but did not get close to winning a seat in any of them. The Conservatives have not won a seat in the borough in the last four elections, and their share of the vote fell below ten per cent, which is their lowest ever share in Haringey.

The result in **Harrow** was similar to 2010, with the only change in seats won being a net gain of one seat for an independent from the Conservative party in Headstone North where there are now two independents and one Conservative councillor. The Conservatives and Labour both took a seat from the other in two other wards, which effectively cancelled out any change overall. Harrow has been a closely fought borough in recent elections and this one was probably closer than it should have been because Labour's share of the vote was probably reduced by the Independent Labour group who stood across most wards in the borough giving them a vote share of around eight per cent. This group was formed when eight disaffected Labour councillors formed their own group in May 2013 following accusations that the official Labour Party was institutionally racist. The group recruited additional candidates for this election to make a total of 47 Independent Labour candidates in the borough. The Conservatives share fell slightly while Labour improved theirs slightly, but neither had any significant effect on seats won. Geographically speaking, the Conservative seats are in the northern half of the borough and on the outer edge of London, and the Labour seats in the southern half. In the last two elections the Liberal Democrats achieved around a fifth of the share, but this dropped down to seven per cent in 2014. Despite this, the Liberal Democrat candidate in Rayners Lane, did retain his seat that he has held since 2006.

Havering remains the principal stronghold of residents' association councillors in London. The residents increase their number of seats from 16 to 24, still not quite enough to give them control of the borough. The residents achieved a 26 per cent share of the vote, and there were no residents candidates in four wards. Their eight new seats were in the wards of Elm Park, Harold Wood, Hylands, South Hornchurch and St Andrews. All but one was at the expense of a Conservative councillor with the other being from a Labour councillor. The number of seats won by the various elements of the residents groups were Hornchurch Residents Association (10), Upminster and Cranham Residents Association (6), Harold Wood Hill Park Residents Association (3), Rainham & Wennington Independent Residents Group (3), and South Hornchurch Independent Residents Group (2). The other big winner in the borough was UKIP, who won their first seven seats in the borough, four from Conservatives and three from Labour. Consequently, the Conservatives lost 11 seats and Labour four overall leaving them with 22, and one seat respectively, and UKIP achieved a 28 per cent share of the vote, which was their highest in London. From Labour's point of view, this was a poor result especially when throughout the nineties they were the party with the most seats in the borough. And from a Conservative point of view they lost a 14 percentage point share of the vote, which was their lowest ever. All of the Conservatives 22 seats were in the north west part of the borough.

The Conservatives lost four seats to Labour in **Hillingdon** but they remained in control of the borough with 42 of the seats. The remaining 23 went to Labour. Labour gained a seat in each of Charville, Uxbridge South, and West Drayton wards, and two in Heathrow Villages but lost one to the Conservatives in Yiewsley, which was a closely contested ward both four years ago and in 2014. Indeed, a Labour candidate received only two votes less than a winning Conservative there. The Conservative share of the vote fell compared with 2010, and so did Labour's, but the latter only slightly. Labour seats all were won in the south of the borough. The Liberal Democrat share fell from 17 per cent to three per cent, but they had already lost all their seats in 2010. UKIP were the party in third place with 19 per cent of the vote, having put up at least one candidate in every ward in the borough, and were probably closest to winning a seat in Harefield ward, but the Conservatives held onto both seats.

Hounslow is traditionally a Labour borough winning 12 of the 14 London borough elections. They returned to power back in 2010, and followed it up in 2014 with an even stronger result. Labour gained 14 seats from the Conservatives, and like 2010, no other party won a seat. The Conservatives now hold 11 seats, mostly in the east of the borough, which is their worst result since 1998 and their share fell to 25 per cent. Labour's share increased by nine percentage points, and the Liberal Democrats lost eight percentage points. The Green party gained some share, from seven to nine per cent, and UKIP achieved 11 per cent share of the vote, which may have contributed to the Conservatives poor result.

As recently as 2006, the Liberal Democrats held more seats in **Islington** than any other party. They lost 11 seats to Labour in 2010 and another 12 to Labour, and one to the Greens in 2014. Their share of the vote more than halved from 31 to 14 per cent, while Labour's share surged to 55 per cent, which was their best since 1974. Labour now hold all but one seat in Islington. The Green seat was won in Highbury East where a Green candidate won in a very tightly contested ward where the three Liberal Democrats were only narrowly beaten, but the other two Green candidates in that ward were a long way behind, ranking in eighth and ninth places. In the borough, the Greens increased their share to 19 per cent, and are now the principle opposition party to Labour.

In 2014 there were major ward boundary changes in **Kensington and Chelsea**, which makes identifying changes on a ward basis more difficult, especially as there are now four fewer seats available there. But overall the mix of seats changed little in 2014 compared with four years previous, though Labour did make a little progress. At the borough level, Labour gained three seats, the Conservatives lost six seats, and the Liberal Democrats lost one of their two seats, which were the only two seats the Liberal Democrats had ever won in a borough that has long been completely dominated by the two main parties. Most of the changes were in wards with boundary changes but Labour gained two seats from Liberal Democrats in Colville ward, and the Liberal Democrats gained one of only four seats in London, in Earl's Court ward, winning it from the Conservatives. However, in reality this seat had already been won in a by-election in 2010, and the same candidate returned to hold onto her seat. But the Conservatives easily remained in control of the borough with 37 of the 50 seats, and reached at least a 70 per cent of the vote share in four wards. Labour's 12 seats were won in the north of the borough. The Conservatives maintained their share while Labour increased their share of the vote at the expense of the Liberal Democrats.

The Liberal Democrats had held the majority of seats in **Kingston upon Thames** for last three elections in succession, but following the common theme in these elections, the Liberal Democrat vote fell, meaning they lost 9 of their 27 seats, and handing the majority to the Conservatives for the first time since 1982. The Conservatives gained seven seats giving them a total of 28, while Labour gained their only two seats in the borough in Norbiton ward, which is right in the middle of the borough. Labour had previously lost these seats in 2010. Across the borough, Labour had increased their share by four percentage points, which was better than the slight fall that the Conservatives experienced, but the latter appears to have benefitted from a split vote, predominantly between Labour and Liberal Democrats but also from UKIP and the Greens in many wards.

Labour held onto control comfortably in **Lambeth** winning 59 of the 63 seats, making it their best ever result in the borough. The main story here was Labour winning all of the Liberal Democrats 15 seats, with Labour taking a large slice of the lost 16 percentage point share of the vote from the Liberal Democrats. Labour also took two seats from the Conservatives in Thurlow Park. The Conservatives did manage to win the third seat in Clapham Common from the Liberal Democrats though, leaving them with just those three seats in the borough. The Greens won a single seat in St Leonards ward from Liberal Democrats and the other two seats in that ward were won by Labour. The Greens ended up with a 15 per cent share in the borough, up from nine per cent in 2010.

In **Lewisham**, Labour won easily, after the Liberal Democrats lost all 12 of their seats, and the Conservatives lost both of theirs. The only seat not won by Labour was in Brockley ward where the

Greens managed to hold onto their seat despite Darren Johnson standing down. The party also received a significant share of the vote in Crofton Park and Ladywell wards but were unable to win a seat there. In the borough as a whole, the Greens achieved a share of 14 per cent, up from 10 per cent in 2010, giving them the second largest share in Lewisham. The Conservatives have not won more than six seats in the borough since 1986 and their share of the vote has been steadily declining since 1978, but the Liberal Democrats had offered a decent opposition in 2006 and 2010 before they collapsed in 2014, only achieving a ten per cent share in four wards. Lewisham People Before Profit picked up some of the former Liberal Democrat vote, and managed a borough wide 14 per cent share, though in New Cross and Telegraph Hill wards they came in second place with over 20 per cent share of the vote. Trade Unionist and Socialist Coalition received eight per cent of the vote in Telegraph Hill, and even though UKIP generally did poorly across the borough, they did receive around 20 per cent shares in Downham, Grove Park, and Whitefoot wards. Lewisham is one of the three London boroughs to elect their mayor directly. The Labour mayor was re-elected for his third term (see below).

Labour took control in **Merton** after two elections in succession with a hung council. They won eight more seats, all from the Conservatives to bring their total up to 36. The Conservatives did manage to win a seat from the Liberal Democrats in West Barnes ward despite their overall share in the borough falling slightly. That left the Liberal Democrats with their only seat, not only in that ward but the whole borough. Residents held Merton Park ward they have represented since 1990, ignoring boundary changes, once again with an increased share of the vote, which has now reached 64 per cent. Labour now hold the bulk of the southern part of the borough, with the Conservatives being strong in most of the remaining seven wards to the north. One of Labour's best performances in any ward in London, came in Figge's Marsh ward, where they achieved 80 per cent of the vote.

For the fourth time in the borough elections and the second time in succession, Labour won every seat on **Newham** Council. Labour's share stayed around 60 per cent, and comfortably achieved at least half of the share in every ward. The Conservatives also increased their share of the vote by over six percentage points to give them one of their highest ever shares in the borough, although they have only won seats on two occasions, the most recent in 1990. The Labour and Conservative vote combined accounted for 83 per cent of the vote share – the highest combined total of any borough in these elections. Labour were clear winners in every ward, and other the Conservatives, there were few other examples of minor parties performing well. A UKIP candidate did outperform the Conservative candidate in three wards in the borough, which reduced the Conservatives chances in those areas but in reality Labour received more votes than both parties combined in each case. The Christian Peoples Alliance had their best results in Canning Town South, and Custom House wards (both nine per cent), and were their highest shares in London, mainly because Newham was the only borough where they had a major presence, putting up 55 out of a possible 60 candidates in the borough. Newham is one of the three boroughs to elect their mayor directly and the Labour mayor was returned for his third term (see below).

This was the first time Labour had won outright control of **Redbridge**, and it was their highest number of seats (35) and share (47 per cent) also. Labour gained nine seats, while the Conservatives lost five and the Liberal Democrats lost four. The Conservative share of the vote fell by five points, whereas the Liberal Democrat share more than halved to 11 per cent, to give them their lowest share since 1978. However, they managed to hold onto two seats in Roding ward and one in Church End ward, where they had previously held all six seats. It was the Conservatives, not Labour, who took these seats three seats from the Liberal Democrats. However, Labour took a total of eight seats from the Conservatives in Aldborough, Cranbrook, Hainault, and Wanstead wards, and they now have power in wards in the east of the borough.

Following 16 years of Liberal Democrat administration in **Richmond upon Thames** up to 2002, control of the borough then see-sawed between the Liberal Democrats and Conservatives with the Conservatives taking a majority in 2010 and retaining power in 2014. The Liberal Democrats lost nine seats to the Conservatives as their share of the vote fell to 28 per cent, which although the second highest in London

after Sutton, was their lowest in Richmond since 1971. However, they still achieved the highest share in five wards, and won all three seats in both St. Margarets and North Twickenham, and Teddington wards, gaining a seat from the Conservatives in the former. Labour failed to win a seat for the fourth borough general election running.

In **Southwark**, support for the Liberal Democrats fell away in a borough where they had been strong for the past six borough elections. They won just 13 seats, which was their lowest since they won their first seats here in 1986. It was Labour who benefitted, consolidating their position of control in the borough, and winning 48 seats for the first time since 1982. Labour also won one seat from the Conservatives in College ward. The Conservative share fell slightly but they held onto their two seats in Village ward, with Labour taking the other seat in that ward from the Liberal Democrats. The Liberal Democrats now hold most of their seats in the riverside wards, with Labour dominating the rest of the borough.

Sutton was the Liberal Democrats one real success story of these elections as they continued to control the borough and actually improved their result from 2010 by taking two seats from the Conservatives, one in Nonsuch and one in Worcester Park to give them all three seats in both wards. The Liberal Democrats share of the vote fell (down ten percentage points), continuing the steady decline since 1994. The Conservatives share fell by more (down 11 points), while the Labour share increase by two points overall and improved in every ward, but they had too much to do in every ward to win a seat, something they haven't managed to do in Sutton since 2002. UKIP managed to achieve 20 per cent share of the vote, probably taking most of their votes from the Conservatives, with the consequence of giving the Liberal Democrats a safer margin.

Despite holding onto roughly the same share of the vote as in 2010, when they won by a landslide, the Labour party lost 19 seats in **Tower Hamlets**. This was mainly due to the collapse of the Conservative and Liberal Democrat vote that had moved over to the new Tower Hamlets First party. This is the party led by the directly elected Mayor, Lutfur Rahman, since shortly after the 2010 elections. He won the Mayoral vote again this time around, but it was the only one of the four Mayoral elections that was a relatively close result. John Biggs was the Labour candidate and he received enough votes to make it necessary to count the second preference votes. There were significant boundary changes in this borough in 2014, which means exact comparisons with 2010 are difficult, and the total number of seats available in the borough fell from 51 to 45. However, Tower Hamlets First won 18 seats with a 31 per cent share, still slightly fewer than the 22 that the Labour Party managed to hang onto. The Conservatives lost three of their seats leaving them with five, all by the river, which takes in the business districts around Canary Wharf. Despite the new housing for higher earning Docklands workers, the Conservatives share of the vote was only 11 per cent, the lowest since 1994.

The Labour Party consolidated their control in **Waltham Forest** by winning an additional eight seats, giving them 44 of the 60 seats available and achieving 44 per cent share of the vote. The Conservatives kept 16 of the 18 seats they had won in 2010. In Valley ward, and Hale End and Highams Park ward, where they held a full slate of three in 2010, they lost one of those seats to Labour. The Conservatives held all their seats in the north of the borough. Labour won all three seats from the Liberal Democrats in Leyton, and three further seats in three other wards – Cann Hall, Forest, and High Street. Between 1994 and 2010, the Liberal Democrats achieved around a 30 per cent share, and as recently as 2006 held 19 seats. However, their share fell to 12 per cent in 2014 and despite receiving around 30 per cent of the vote in a handful of wards, never got close to winning a seat in any of them because Labour were so dominant and the Conservative share was low. UKIP managed a 20 per cent share in five wards easily won by Conservative candidates, while the Greens had a 12 per cent share across the borough.

In **Wandsworth**, the Conservatives lost six seats to Labour but still managed to keep control of the borough with 41 of the 60 seats. The Conservative share fell from 2010, but Labour improved theirs by almost four percentage points –entirely at the expense of the Liberal Democrats. Labour held onto all their seats from 2010 and added two in Roehampton and Putney Heath, and Bedford wards, and one

in each of Earsfield, and Queenstown wards. This gave Labour all the seats in Roehampton and Putney Heath, and a share of power in the other three. Labour finished with 19 seats, which was their highest since 1986. The minor parties historically do not win much in this borough. The seat won by the Liberal-SDP candidate in 1982 remains the only occurrence in the borough of a seat held by anyone other than the Conservatives and Labour. However, the Greens did achieve a 13 per cent borough-wide share, up from nine per cent in 2010.

The Conservatives and Labour's total share of the vote came to 74 per cent in the **City of Westminster** – few other boroughs are dominated by the top two parties quite as much. The Conservatives lost four seats to Labour but still comfortably held power in the borough with their 44 out of 60 seats. Labour took all three seats in Churchill ward and one of the three seats in Maida Vale from the Conservatives. Since 1990, the political balance in the borough has been stable with the Conservatives winning between 44 and 48 seats and Labour winning the rest. In Knightsbridge and Belgravia ward, the Conservatives achieved a 75 per cent vote share, which was one of their highest in London. In terms of share of the vote, it was Labour's best performance since 1994, though this was not at the expense of the Conservatives, who share held up well at 41 per cent. Instead, the Liberal Democrats fell away from 19 to six per cent. The Greens share remained healthy, increasing from 11 to 14 per cent.

Directly elected mayors

Voting in these elections is by the supplementary voting (SV) system. Under this system, voters may indicate both their first and second choice candidates, and, if no candidate receives an absolute majority of first-choice votes, all but the two leading candidates are eliminated and the votes of those eliminated redistributed according to their second-choice votes to determine the winner.

The elections in 2014 saw the fourth occasion on which voters in Hackney, Lewisham, and Newham were invited to elect their mayors directly, but only the second time that residents of Tower Hamlets had voted for a Mayor. The first occasion had been in a one off election that took place on 21 October 2010, when the turnout had only been 25.6 per cent. Lutfur Rahman then stood as an Independent candidate and won with almost 52 per cent of the vote. He officially took office on 25 October 2010.

The turnouts in each of the four Mayoral elections were broadly the same as in the local elections and Hackney, Lewisham and Newham were all fairly close to the London average of 38.9 per cent, but Tower Hamlets had the highest turnout in London with 47.6 per cent (Table 4). The proportion of ballot papers that were spoiled fell from 4.6 per cent in 2010 (including Tower Hamlets) to 2.3 per cent in 2014, across all four boroughs.

In 2006, all three mayoral elections required the use of the second preferences, but the procedure was needed only in Lewisham in 2010, and only in Tower Hamlets in 2014. Jules Pipe in Hackney, Steve

Table 4 Mayoral elections - voting statistics

Borough	Electorate	Number voting	% poll	Polling stations	Postal votes	Rejected ballot papers				Total
						Lacking official mark	More votes than entitled	Marked for identification	Un-marked wholly void	
Hackney	174,568	69,146	39.6	49,230	19,916	0	472	0	987	1,459
Lewisham	196,609	73,212	37.2	58,831	14,381	2	571	0	429	1,002
Newham	195,419	79,346	40.6	63,651	15,695	0	1,597	2	775	2,374
Tower Hamlets	181,871	86,540	47.6	66,759	19,781	0	1,705	13	588	2,306

Table 5 Mayoral elections - 2014 results

Borough/candidate	Party	First preference vote		Second preference vote	Total vote	
		Number	% vote		Number	% vote
Hackney						
Pipe, Jules*	LAB	40,858	60.4
Borris, Mischa Ms.	GRE	11,849	17.5
Kelly, Linda Ms.	CON	7,853	11.6
De Deney, Simon	LD	3,840	5.7
Korel, Mustafa	PHF	3,265	4.8
Total vote		67,665	100.0
Lewisham						
Bullock, Steve*	LAB	36,659	50.8
Nundy, Simon J.	CON	8,041	11.1
Brooks, Duwayne	LB	7,234	10.0
Keogh, Michael J. J.	GRE	7,224	10.0
Hamilton, John N.	LPBP	6,014	8.3
Lello, Peter J. J.	UKIP	5,684	7.9
Flood, Christopher	TUSC	1,354	1.9
Total vote		72,210	100.0
Newham						
Wales, Sir Robin*	LAB	47,095	61.2
Mrozinski, Stefan Jan J.	CON	13,976	18.2
Mears, David	UKIP	4,960	6.4
Lithgow, Jane A. Ms.	GRE	3,055	4.0
Malik, Kamran	CUP	2,796	3.6
Thorpe, David	LD	1,757	2.3
Austin, Lois A. Ms.	TUSC	1,708	2.2
Latim, Alex O.	CPA	1,625	2.1
Total vote		76,972	100.0
Tower Hamlets						
Rahman, Lutfur*	THF	36,539	43.4	856	37,395	52.3
Biggs, John	LAB	27,643	32.8	6,500	34,143	47.7
Wilford, Christopher	CON	7,173	8.5
McQueen, Nicholas	UKIP	4,819	5.7
Smith, Chris	GRE	4,699	5.6
Banerji, Reetendra N.	LD	1,959	2.3
Hugo, Pierre	TUSC	871	1.0
Choudhury, Reza S.	IND	205	0.2
Khan, Mohammed K. A.	IND	164	0.2
Kadir, Hafiz A.	IND	162	0.2
Total vote		84,234	100.0	7,356	71,538	100.0

Note: For party codes see page xviii.

Bullock in Lewisham, Sir Robin Wales in Newham, and Lutfur Rahman in Tower Hamlets have all won each of the mayoral elections held thus far. The first three represent the Labour Party, while Lutfur Rahman stood for his own party, Tower Hamlets First, in 2014. (Table 5).

Jules Pipe in Hackney, increased his share of the vote from 54 to 60 per cent, however his closest challenger, with 18 per cent, was the Green party candidate Mischa Borris, who came fourth in 2010.

Steve Bullock just about managed half of the votes (51 per cent), which was about six percentage points more than he received in 2010 when it went to second preference votes. The Conservative, Liberal Democrat and Green candidates all achieved between 10 and 11 per cent of the vote.

In Newham, Sir Robin Wales received 61 per cent of the vote, but this was lower than in 2010 when he received 68 per cent. However, it was still comfortably the higher than the second placed candidate Stefan Mrozinski of the Conservative party who managed 18 per cent.

Lutfur Rahman won in Tower Hamlets, but compared with the other boroughs in 2014, the result was fairly close and it went to the second preference votes. In the first round he achieved 43 per cent of the vote, noticeably lower than the 52 per cent he won with in 2010. The Labour candidate, John Biggs, was in second place with 33 per cent of the vote. After the second round he achieved 52 per cent of the vote to Biggs's 48 per cent.

London Assembly constituency comparisons

This analysis simulates the results which would have been obtained in a first-past-the-post contest in the GLA Constituencies using results from each set of all-London elections during the last 19 years (Table 7).

Note: Eight parliamentary constituencies cross GLA constituency boundaries. In order to make comparisons between these elections, votes from these eight areas have been split depending on the proportion of population aged 18 and over living in each area, and these are displayed in Table 6.

Table 6 Proportions of adult population in parliamentary constituencies that are split between two GLA constituencies

Parliamentary Constituency	GLA Constituency	%
Chingford and Woodford Green	Havering and Redbridge	25.9%
	North East	74.1%
Cities of London and Westminster	City and East	9.0%
	West Central	91.0%
Dagenham and Rainham	City and East	60.0%
	Havering and Redbridge	40.0%
Erith and Thamesmead	Bexley and Bromley	56.3%
	Greenwich and Lewisham	43.7%
Hampstead and Kilburn	Barnet and Camden	71.2%
	Brent and Harrow	28.8%
Lewisham West and Penge	Bexley and Bromley	44.2%
	Greenwich and Lewisham	55.8%
Leyton and Wanstead	Havering and Redbridge	27.3%
	North East	72.7%
Ruislip, Northwood and Pinner	Brent and Harrow	33.2%
	Ealing and Hillingdon	66.8%

Table 7 London Assembly constituency comparisons from recent elections

Election	Votes				% share of vote				Elected
	CON	LAB	LD	Others	CON	LAB	LD	Others	
Barnet and Camden Assembly constituency									
1992 parliamentary	116,952	89,681	31,814	4,350	48.2	36.9	13.1	1.8	CON
1994 London borough	47,120	64,973	29,102	9,976	31.2	43.0	19.3	6.6	LAB
1997 parliamentary	78,631	118,127	27,457	7,728	33.9	50.9	11.8	3.3	LAB
1998 London borough	42,170	53,038	24,421	8,681	32.9	41.3	19.0	6.8	LAB
2000 GLA Assembly	41,583	41,032	22,295	21,452	32.9	32.5	17.6	17.0	CON
2001 parliamentary	64,189	92,009	28,611	8,709	33.2	47.5	14.8	4.5	LAB
2002 London borough	43,665	42,279	24,080	15,660	34.7	33.6	19.2	12.5	CON
2004 GLA Assembly	47,640	36,121	23,603	27,670	35.3	26.7	17.5	20.5	CON
2005 parliamentary	69,755	79,339	40,147	10,725	34.9	39.7	20.1	5.4	LAB
2006 London borough	53,201	39,937	32,227	20,336	36.5	27.4	22.1	14.0	CON
2008 GLA Assembly	56,016	42,040	18,086	23,908	40.0	30.0	12.9	17.1	CON
2010 London borough	82,449	72,600	52,925	23,408	35.6	31.4	22.9	10.1	CON
2010 parliamentary	89,468	85,719	50,970	10,241	37.8	36.3	21.6	4.3	CON
2012 GLA Assembly	60,866	63,692	11,256	32,037	36.3	37.9	6.7	19.1	LAB
2014 London borough	1146,555	180,931	45,216	57,560	32.1	39.6	9.9	18.3	LAB
Bexley and Bromley Assembly constituency									
1992 parliamentary	180,667	71,504	64,031	5,014	56.2	22.3	19.9	1.6	CON
1994 London borough	73,465	50,932	59,046	3,071	39.4	27.3	31.7	1.6	CON
1997 parliamentary	119,044	95,726	59,878	16,403	40.9	32.9	20.6	5.6	CON
1998 London borough	63,606	39,924	42,318	1,411	43.2	27.1	28.7	1.0	CON
2000 GLA Assembly	64,879	30,320	29,710	12,527	47.2	22.1	21.6	9.1	CON
2001 parliamentary	104,235	77,547	49,862	8,485	43.4	32.3	20.8	3.5	CON
2002 London borough	67,299	31,504	36,294	9,273	46.6	21.8	25.1	6.4	CON
2004 GLA Assembly	64,246	24,848	29,992	39,842	40.4	15.6	18.9	25.1	CON
2005 parliamentary	119,103	67,111	56,375	14,125	46.4	26.1	22.0	5.5	CON
2006 London borough	87,332	28,909	32,226	17,635	52.6	17.4	19.4	10.6	CON
2008 GLA Assembly	88,211	24,352	17,857	36,317	52.9	14.6	10.7	21.8	CON
2010 London borough	130,608	52,886	54,407	42,442	46.6	18.9	19.4	15.1	CON
2010 parliamentary	139,395	57,730	52,469	23,558	51.0	21.1	19.2	8.6	CON
2012 GLA Assembly	82,403	38,822	9,270	38,084	48.9	23.0	5.5	22.6	CON
2014 London borough	208,657	112,382	23,741	84,900	38.8	20.8	6.3	34.2	CON
Brent and Harrow Assembly constituency									
1992 parliamentary	108,527	84,868	28,303	4,496	48.0	37.5	12.5	2.0	CON
1994 London borough	55,952	50,828	35,094	4,375	38.3	34.8	24.0	3.0	CON
1997 parliamentary	69,439	120,005	21,349	6,638	31.9	55.2	9.8	3.1	LAB
1998 London borough	39,899	50,840	22,421	4,215	34.0	43.3	19.1	3.6	LAB
2000 GLA Assembly	32,295	36,675	17,161	11,302	33.1	37.6	17.6	11.6	LAB
2001 parliamentary	51,278	109,190	22,025	3,800	27.5	58.6	11.8	2.0	LAB
2002 London borough	42,692	44,836	10,874	6,927	40.5	42.6	10.3	6.6	LAB
2004 GLA Assembly	39,900	35,214	20,782	21,494	34.0	30.0	17.7	18.3	CON
2005 parliamentary	56,442	90,716	42,546	5,392	28.9	46.5	21.8	2.8	LAB
2006 London borough	49,287	43,665	31,251	9,825	36.8	32.6	23.3	7.3	CON
2008 GLA Assembly	47,279	50,586	16,781	19,045	35.4	37.8	12.6	14.2	LAB
2010 London borough	69,222	86,267	56,332	13,669	30.7	38.3	25.0	6.1	LAB
2010 parliamentary	74,533	89,589	50,737	8,788	33.3	40.1	22.7	3.9	LAB
2012 GLA Assembly	43,349	69,133	9,207	23,805	29.8	47.5	6.3	16.4	LAB
2014 London borough	129,133	193,806	50,604	40,724	28.0	42.0	12.1	17.9	LAB

Note: The highest vote and highest share in each election are shown in bold.

Election	Votes				% share of vote				Elected
	CON	LAB	LD	Others	CON	LAB	LD	Others	
City and East London Assembly constituency									
1992 parliamentary	74,907	133,123	40,013	4,274	29.7	52.8	15.9	1.7	LAB
1994 London borough	16,491	93,030	31,287	20,397	10.2	57.7	19.4	12.7	LAB
1997 parliamentary	41,781	142,021	20,831	25,744	18.1	61.6	9.0	11.2	LAB
1998 London borough	15,714	65,198	20,975	14,311	13.5	56.1	18.1	12.3	LAB
2000 GLA Assembly	19,266	45,387	18,300	15,847	19.5	45.9	18.5	16.0	LAB
2001 parliamentary	41,203	119,915	20,191	13,162	21.2	61.7	10.4	6.8	LAB
2002 London borough	20,830	57,387	21,117	21,857	17.2	47.4	17.4	18.0	LAB
2004 GLA Assembly	23,749	38,085	18,255	50,820	18.1	29.1	13.9	38.8	LAB
2005 parliamentary	37,717	97,775	24,908	55,809	17.4	45.2	11.5	25.8	LAB
2006 London borough	29,260	66,987	13,695	66,537	16.6	38.0	7.8	37.7	LAB
2008 GLA Assembly	25,007	51,369	11,582	62,154	16.7	34.2	7.7	41.4	LAB
2010 London borough	47,192	130,894	29,467	56,394	17.9	49.6	11.2	21.4	LAB
2010 parliamentary	53,163	141,403	33,342	42,033	19.7	52.4	12.4	15.6	LAB
2012 GLA Assembly	25,128	108,395	6,140	31,859	14.7	63.2	3.6	18.6	LAB
2014 London borough	82,553	284,430	11,276	121,933	14.6	47.2	4.8	33.4	LAB
Croydon and Sutton Assembly constituency									
1992 parliamentary	149,695	68,810	60,127	1,699	53.4	24.5	21.4	0.6	CON
1994 London borough	59,910	50,910	51,387	6,012	35.6	30.3	30.5	3.6	CON
1997 parliamentary	95,503	90,668	59,977	11,928	37.0	35.1	23.2	4.6	CON
1998 London borough	51,746	39,760	35,033	3,216	39.9	30.6	27.0	2.5	CON
2000 GLA Assembly	48,421	29,514	30,614	10,707	40.6	24.7	25.7	9.0	CON
2001 parliamentary	78,412	74,458	55,453	4,856	36.8	34.9	26.0	2.3	CON
2002 London borough	54,932	37,808	33,748	6,266	41.4	28.5	25.4	4.7	CON
2004 GLA Assembly	52,330	25,861	28,636	28,720	38.6	19.1	21.1	21.2	CON
2005 parliamentary	88,172	67,596	61,118	9,808	38.9	29.8	27.0	4.3	CON
2006 London borough	70,530	31,493	38,932	20,695	43.6	19.5	24.1	12.8	CON
2008 GLA Assembly	60,665	27,426	25,240	24,961	43.9	19.8	18.3	18.0	CON
2010 London borough	93,909	61,697	73,704	28,737	36.4	23.9	28.6	11.1	CON
2010 parliamentary	98,275	64,315	70,981	18,612	39.0	25.5	28.1	7.4	CON
2012 GLA Assembly	56,495	49,804	15,228	32,838	36.6	32.3	9.9	21.3	CON
2014 London borough	148,514	130,465	82,577	72,167	30.0	26.6	17.4	26.0	CON
Ealing and Hillingdon Assembly constituency									
1992 parliamentary	140,426	100,369	32,985	8,150	49.8	35.6	11.7	2.9	CON
1994 London borough	71,236	84,944	22,997	4,201	38.8	46.3	12.5	2.3	LAB
1997 parliamentary	93,453	134,961	27,900	10,786	35.0	50.5	10.4	4.0	LAB
1998 London borough	50,046	57,897	19,015	5,986	37.6	43.5	14.3	4.5	LAB
2000 GLA Assembly	44,850	38,038	22,177	14,765	37.4	31.7	18.5	12.3	CON
2001 parliamentary	69,080	104,959	26,018	17,198	31.8	48.3	12.0	7.9	LAB
2002 London borough	46,492	53,086	22,204	10,983	35.0	40.0	16.7	8.3	LAB
2004 GLA Assembly	45,230	34,214	23,440	36,631	32.4	24.5	16.8	26.3	CON
2005 parliamentary	74,706	91,970	44,461	12,933	33.3	41.0	19.8	5.8	LAB
2006 London borough	63,697	43,867	29,080	14,023	42.3	29.1	19.3	9.3	CON
2008 GLA Assembly	64,100	40,440	15,691	30,166	42.6	26.9	10.4	20.1	CON
2010 London borough	102,254	88,420	48,333	23,902	38.9	33.6	18.4	9.1	CON
2010 parliamentary	98,980	100,740	43,999	15,143	38.2	38.9	17.0	5.8	LAB
2012 GLA Assembly	57,047	68,100	8,651	30,421	34.7	41.5	5.3	18.5	LAB
2014 London borough	165,928	218,711	35,200	56,755	29.7	38.9	6.3	25.2	LAB

Note: The highest vote and highest share in each election are shown in bold.

Election	Votes				% share of vote				Elected
	CON	LAB	LD	Others	CON	LAB	LD	Others	
Enfield and Haringey Assembly constituency									
1992 parliamentary	113,439	105,016	27,496	3,857	45.4	42.0	11.0	1.5	CON
1994 London borough	48,031	76,434	19,794	7,080	31.7	50.5	13.1	4.7	LAB
1997 parliamentary	67,234	129,660	21,935	9,402	29.5	56.8	9.6	4.1	LAB
1998 London borough	33,522	55,203	15,786	7,084	30.0	49.5	14.1	6.3	LAB
2000 GLA Assembly	31,207	34,509	14,319	27,013	29.2	32.2	13.4	25.2	LAB
2001 parliamentary	53,809	103,380	23,089	10,391	28.2	54.2	12.1	5.4	LAB
2002 London borough	41,241	42,584	19,533	11,014	36.1	37.2	17.1	9.6	LAB
2004 GLA Assembly	32,381	33,955	19,720	30,182	27.9	29.2	17.0	26.0	LAB
2005 parliamentary	55,638	90,054	39,349	11,615	28.3	45.8	20.0	5.9	LAB
2006 London borough	39,699	42,461	27,617	29,585	28.5	30.5	19.8	21.2	LAB
2008 GLA Assembly	42,545	45,079	19,974	26,654	31.7	33.6	14.9	19.9	LAB
2010 London borough	64,248	89,402	58,162	33,263	26.2	36.5	23.7	13.6	LAB
2010 parliamentary	68,022	95,927	48,571	12,391	30.2	42.7	21.6	5.5	LAB
2012 GLA Assembly	36,660	70,801	9,841	27,545	25.3	48.9	6.8	19.0	LAB
2014 London borough	88,495	206,402	41,752	66,961	19.0	44.4	10.1	26.4	LAB
Greenwich and Lewisham Assembly constituency									
1992 parliamentary	79,043	112,473	44,009	1,509	33.3	47.5	18.6	0.6	LAB
1994 London borough	31,051	78,205	22,959	7,190	22.3	56.1	16.5	5.2	LAB
1997 parliamentary	46,037	130,522	22,255	11,033	21.9	62.2	10.6	5.3	LAB
1998 London borough	24,621	56,895	13,127	6,656	24.3	56.2	13.0	6.6	LAB
2000 GLA Assembly	22,401	40,386	16,290	15,820	23.6	42.6	17.2	16.7	LAB
2001 parliamentary	38,774	100,588	23,454	8,956	22.6	58.6	13.7	5.2	LAB
2002 London borough	22,054	44,971	20,378	18,114	20.9	42.6	19.3	17.2	LAB
2004 GLA Assembly	22,168	36,251	19,183	31,169	20.4	33.3	17.6	28.7	LAB
2005 parliamentary	41,205	90,435	34,029	16,618	22.6	49.6	18.7	9.1	LAB
2006 London borough	25,113	38,670	22,573	22,502	23.1	35.5	20.7	20.7	LAB
2008 GLA Assembly	29,863	43,265	14,806	32,342	24.8	36.0	12.3	26.9	LAB
2010 London borough	43,866	85,656	45,640	40,251	20.4	39.8	21.2	18.7	LAB
2010 parliamentary	53,507	96,421	43,480	16,343	25.5	46.0	20.7	7.8	LAB
2012 GLA Assembly	28,016	64,042	8,146	31,886	21.2	48.5	6.2	24.1	LAB
2014 London borough	64,266	190,706	28,606	79,904	14.6	42.7	7.1	35.6	LAB
Havering and Redbridge Assembly constituency									
1992 parliamentary	148,322	87,259	34,262	3,179	54.3	32.0	12.5	1.2	CON
1994 London borough	51,516	64,083	26,499	15,359	32.7	40.7	16.8	9.8	LAB
1997 parliamentary	95,790	119,315	22,380	10,838	38.6	48.0	9.0	4.4	LAB
1998 London borough	41,031	46,154	15,700	18,710	33.7	38.0	12.9	15.4	LAB
2000 GLA Assembly	40,919	32,650	14,028	21,378	37.5	30.0	12.9	19.6	CON
2001 parliamentary	82,521	94,824	21,177	6,114	40.3	46.3	10.3	3.0	LAB
2002 London borough	57,288	42,234	16,641	29,150	39.4	29.1	11.5	20.1	CON
2004 GLA Assembly	44,723	28,017	13,646	42,961	34.6	21.7	10.5	33.2	CON
2005 parliamentary	92,231	81,231	27,726	12,477	43.2	38.0	13.0	5.8	CON
2006 London borough	53,876	31,375	15,254	39,838	38.4	22.4	10.9	28.4	CON
2008 GLA Assembly	65,718	29,952	10,488	32,083	47.5	21.7	7.6	23.2	CON
2010 London borough	86,146	65,039	29,165	58,356	36.1	27.2	12.2	24.4	CON
2010 parliamentary	103,426	76,034	34,031	24,395	43.5	32.0	14.3	10.3	CON
2012 GLA Assembly	53,836	51,144	4,968	32,142	37.9	36.0	3.5	22.6	CON
2014 London borough	138,959	144,920	23,444	140,083	26.7	27.5	6.3	39.5	LAB

Note: The highest vote and highest share in each election are shown in bold.

Election	Votes				% share of vote				Elected
	CON	LAB	LD	Others	CON	LAB	LD	Others	
Lambeth and Southwark Assembly constituency									
1992 parliamentary	65,421	107,225	43,343	4,027	29.7	48.7	19.7	1.8	LAB
1994 London borough	27,233	55,656	49,524	6,513	19.6	40.1	35.6	4.7	LAB
1997 parliamentary	32,856	117,086	40,287	8,504	16.5	58.9	20.3	4.3	LAB
1998 London borough	17,843	49,709	36,322	10,833	15.6	43.3	31.7	9.4	LAB
2000 GLA Assembly	19,238	37,985	22,492	21,270	19.1	37.6	22.3	21.1	LAB
2001 parliamentary	25,357	90,610	43,637	10,998	14.9	53.1	25.6	6.4	LAB
2002 London borough	15,242	38,116	36,401	14,550	14.6	36.5	34.9	13.9	LAB
2004 GLA Assembly	17,380	36,280	30,805	29,872	15.2	31.7	26.9	26.1	LAB
2005 parliamentary	29,436	89,154	54,827	13,490	15.7	47.7	29.3	7.2	LAB
2006 London borough	21,313	48,047	37,825	22,377	16.5	37.1	29.2	17.3	LAB
2008 GLA Assembly	25,863	50,561	29,996	27,624	19.3	37.7	22.4	20.6	LAB
2010 London borough	40,972	96,777	68,214	25,773	17.7	41.8	29.4	11.1	LAB
2010 parliamentary	42,281	104,675	72,743	9,853	18.4	45.6	31.7	4.3	LAB
2012 GLA Assembly	30,498	78,174	15,945	33,532	19.3	49.4	10.1	21.2	LAB
2014 London borough	61,336	217,888	70,209	76,274	13.6	47.8	15.4	23.3	LAB
Merton and Wandsworth Assembly constituency									
1992 parliamentary	122,213	97,518	27,368	5,526	48.4	38.6	10.8	2.2	CON
1994 London borough	65,817	67,605	18,185	11,120	40.4	41.5	11.2	6.8	LAB
1997 parliamentary	80,227	120,305	24,187	9,068	34.3	51.5	10.3	3.9	LAB
1998 London borough	55,798	49,008	15,132	8,744	43.4	38.1	11.8	6.8	CON
2000 GLA Assembly	45,308	32,438	12,496	24,373	39.5	28.3	10.9	21.3	CON
2001 parliamentary	60,730	96,483	23,865	6,641	32.4	51.4	12.7	3.5	LAB
2002 London borough	49,338	37,562	14,621	15,299	42.2	32.2	12.5	13.1	CON
2004 GLA Assembly	48,295	31,417	17,864	26,803	38.8	25.3	14.4	21.5	CON
2005 parliamentary	72,251	86,288	33,532	10,392	35.7	42.6	16.6	5.1	LAB
2006 London borough	64,478	37,597	17,494	19,506	46.4	27.0	12.6	14.0	CON
2008 GLA Assembly	57,765	41,560	14,509	22,282	42.4	30.5	10.7	16.4	CON
2010 London borough	98,186	74,993	43,805	24,824	40.6	31.0	18.1	10.3	CON
2010 parliamentary	98,153	85,606	38,643	9,022	42.4	37.0	16.7	3.9	CON
2012 GLA Assembly	61,476	53,978	9,925	26,339	40.5	35.6	6.5	17.4	CON
2014 London borough	164,412	172,478	29,906	39,161	34.9	36.6	8.2	20.3	LAB
North East Assembly constituency									
1992 parliamentary	84,974	128,056	44,364	6,360	32.2	48.6	16.8	2.4	LAB
1994 London borough	33,049	79,906	45,007	12,010	19.4	47.0	26.5	7.1	LAB
1997 parliamentary	46,611	145,106	35,582	11,771	19.5	60.7	14.9	4.9	LAB
1998 London borough	23,671	56,484	44,654	12,988	17.2	41.0	32.4	9.4	LAB
2000 GLA Assembly	20,975	42,459	24,856	29,296	17.8	36.1	21.1	24.9	LAB
2001 parliamentary	40,215	116,635	35,589	13,091	19.6	56.7	17.3	6.4	LAB
2002 London borough	24,010	51,684	38,242	27,206	17.0	36.6	27.1	19.3	LAB
2004 GLA Assembly	23,264	37,380	24,042	43,979	18.1	29.1	18.7	34.2	LAB
2005 parliamentary	44,191	95,627	55,506	16,467	20.9	45.2	26.2	7.8	LAB
2006 London borough	28,147	52,069	38,787	30,607	18.8	34.8	25.9	20.5	LAB
2008 GLA Assembly	34,625	58,116	22,727	37,299	22.7	38.0	14.9	24.4	LAB
2010 London borough	49,919	113,405	74,745	40,527	17.9	40.7	26.8	14.5	LAB
2010 parliamentary	56,423	133,351	72,610	17,168	20.2	47.7	26.0	6.1	LAB
2012 GLA Assembly	35,165	100,383	11,752	45,611	18.2	52.0	6.1	23.6	LAB
2014 London borough	75,815	295,475	64,234	95,974	13.6	51.2	11.4	23.8	LAB

Note: The highest vote and highest share in each election are shown in bold.

Election	Votes				% share of vote				Elected
	CON	LAB	LD	Others	CON	LAB	LD	Others	
South West Assembly constituency									
1992 parliamentary	139,823	72,009	72,417	3,108	48.7	25.1	25.2	1.1	CON
1994 London borough	58,144	58,104	62,474	3,855	31.8	31.8	34.2	2.1	LD
1997 parliamentary	95,141	89,133	80,918	8,226	34.8	32.6	29.6	3.0	CON
1998 London borough	48,998	46,476	45,508	6,512	33.2	31.5	30.9	4.4	CON
2000 GLA Assembly	48,248	31,065	41,189	15,745	35.4	22.8	30.2	11.6	CON
2001 parliamentary	70,729	61,423	88,297	8,382	30.9	26.8	38.6	3.7	LD
2002 London borough	51,148	29,899	45,203	15,556	36.1	21.1	31.9	11.0	CON
2004 GLA Assembly	48,858	25,225	44,791	29,136	33.0	17.0	30.3	19.7	CON
2005 parliamentary	78,281	53,259	92,758	11,929	33.1	22.5	39.3	5.0	LD
2006 London borough	63,841	26,693	59,087	26,568	36.6	15.3	33.9	15.2	CON
2008 GLA Assembly	59,345	22,939	40,050	24,683	40.4	15.6	27.2	16.8	CON
2010 London borough	107,036	57,298	89,252	39,964	36.5	19.5	30.4	13.6	CON
2010 parliamentary	107,210	52,137	105,668	13,376	38.5	18.7	38.0	4.8	CON
2012 GLA Assembly	66,719	50,986	21,473	34,989	38.3	29.3	12.3	20.1	CON
2014 London borough	191,108	146,314	105,264	62,549	32.4	24.8	19.5	23.3	CON
West Central Assembly constituency									
1992 parliamentary	106,160	74,545	21,900	5,198	51.1	35.9	10.5	2.5	CON
1994 London borough	58,412	51,947	17,164	2,906	44.8	39.8	13.2	2.2	CON
1997 parliamentary	74,335	90,694	20,575	8,057	38.4	46.8	10.6	4.2	LAB
1998 London borough	50,449	41,270	13,016	1,540	47.5	38.8	12.2	1.4	CON
2000 GLA Assembly	47,117	28,838	14,071	16,574	44.2	27.1	13.2	15.5	CON
2001 parliamentary	61,219	64,848	21,620	8,072	39.3	41.6	13.9	5.2	LAB
2002 London borough	51,705	32,790	14,611	2,445	50.9	32.3	14.4	2.4	CON
2004 GLA Assembly	51,884	21,940	17,478	24,799	44.7	18.9	15.1	21.4	CON
2005 parliamentary	72,838	56,032	31,052	10,541	42.7	32.9	18.2	6.2	CON
2006 London borough	63,863	29,622	17,027	5,392	55.1	25.6	14.7	4.7	CON
2008 GLA Assembly	68,586	30,129	13,455	22,989	50.7	22.3	10.0	17.0	CON
2010 London borough	94,442	57,120	40,706	14,736	45.6	27.6	19.7	7.1	CON
2010 parliamentary	91,732	61,989	33,318	8,628	46.9	31.7	17.0	4.4	CON
2012 GLA Assembly	70,870	43,754	8,645	23,741	48.2	29.8	5.9	16.1	CON
2014 London borough	161,231	131,632	23,690	19,463	42.7	34.9	8.1	14.3	CON
London total									
1992 parliamentary	1,630,569	1,332,456	572,432	60,747	45.3	37.1	15.9	1.7	CON
1994 London borough	697,427	927,557	490,519	114,065	31.3	41.6	22.0	5.1	LAB
1997 parliamentary	1,036,082	1,643,329	485,511	156,126	31.2	49.5	14.6	4.7	LAB
1998 London borough	559,114	707,856	363,428	113,405	32.1	40.6	20.8	6.5	LAB
2000 GLA Assembly	526,707	501,296	299,998	258,069	33.2	31.6	18.9	16.3	CON
2001 parliamentary	841,751	1,306,869	482,888	128,855	30.5	47.3	17.5	4.7	LAB
2002 London borough	587,936	586,740	353,947	204,300	33.9	33.9	20.4	11.8	CON
2004 GLA Assembly	562,048	444,808	332,237	464,078	31.2	24.7	18.4	25.7	CON
2005 parliamentary	931,966	1,136,587	638,333	212,321	31.9	38.9	21.9	7.3	LAB
2006 London borough	713,635	561,392	413,073	345,426	35.1	27.6	20.3	17.0	CON
2008 GLA Assembly	725,588	557,814	271,242	422,507	36.7	28.2	13.7	21.4	CON
2010 London borough	1,110,449	1,132,454	764,856	466,247	32.0	32.6	22.0	13.4	LAB
2010 parliamentary	1,174,568	1,245,637	751,561	229,551	34.5	36.6	22.1	6.7	LAB
2012 GLA Assembly	708,528	911,208	150,447	444,829	32.0	41.1	6.8	20.1	LAB
2014 London borough	1,826,962	2,626,540	635,719	1,014,408	26.1	37.4	10.2	26.3	LAB

Note: The highest vote and highest share in each election are shown in bold.

Seats (FPTP)

	CON	LAB	LD	Others
1992 parliamentary	10	4	0	0
1994 London borough	4	9	1	0
1997 parliamentary	3	11	0	0
1998 London borough	5	9	0	0
2000 GLA Assembly	8	6	0	0
2001 parliamentary	2	11	1	0
2002 London borough	7	7	0	0
2004 GLA Assembly	9	5	0	0
2005 parliamentary	4	9	1	0
2006 London borough	9	5	0	0
2008 GLA Assembly	8	6	0	0
2010 London borough	8	6	0	0
2010 parliamentary	7	7	0	0
2012 GLA Assembly	6	8	0	0
2014 London borough	4	10	0	0

Note: The highest vote and highest share in each election are shown in bold.

The European Elections

Introduction

The European Parliamentary Election took place on the same day as the borough elections, and the results were announced on Sunday 25 May 2014 to coincide with the other results around Europe. Voting data for each of the London boroughs and the City are available, though like 2009, there is no ward data available because the majority of boroughs did not collect this data since there is no requirement for it. However, London is a single constituency in this election, and the votes from all 33 London authorities are combined in order to find the 8 European representatives for London.

In 2004, London’s representation reduced from ten to nine seats, and in 2009, it reduced further to eight seats. It has remained at this number in 2014. In England, Scotland and Wales the voting system for the European elections is proportional representation - regional closed list. This means that political parties put forward names of candidates in rank order, the number of candidates being no more than the number of seats allowed for each region. These elections are conducted on the basis of proportional representation within regions using a pure form of the d’Hondt formula (there was no lower limit on the percentage of the vote required to gain seats). In each region the allocated seats are awarded using a quota system. The quota is the total number of votes received by a party or independent candidate divided by the number of seats already gained in that region plus one. A list of all nominated candidates and parties are listed on page 231.

Prior to its uniform adoption of proportional representation in 1999, the United Kingdom used first-past-the-post for the European elections and between 1979 and 1994 London was made up of ten constituencies.

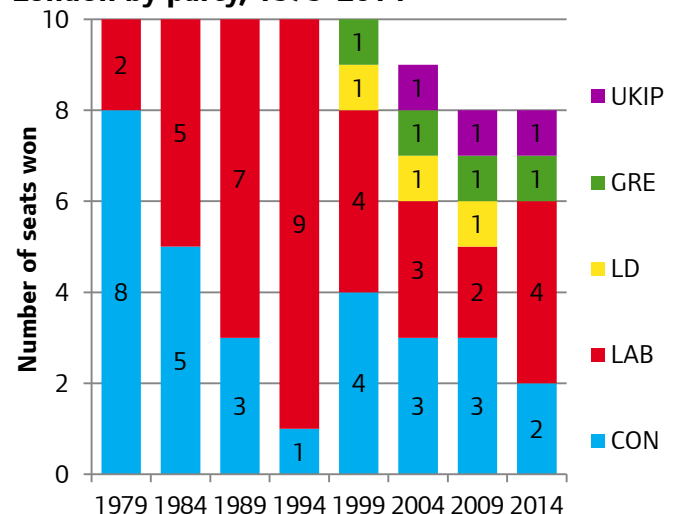
Turnout

Around 16.5 million UK residents voted in the election, while over 2.2 million Londoners voted, which was about 59 thousand fewer than in the borough elections. However, the number of Londoners entitled to vote in the European election was 389,000 fewer. Therefore the turnout in London was 40.5 per cent, compared with 38.9 per cent in the local elections. The turnout in London was up from 33.5 per cent five years ago when there were no other elections on the same day. Most of the rest of the UK did not have other elections in May 2014, and this led to a lower turnout, compared with London, of 34.3 per cent, almost exactly the same as in 2009 (34.2 per cent). The borough with the highest poll was Tower Hamlets (50.9 per cent), and the lowest was Kensington and Chelsea (33.6 per cent). Around 23 per cent of votes were made by post, and about 1.1 per cent of votes were rejected. A full breakdown of statistics by borough is available on page 228.

Result

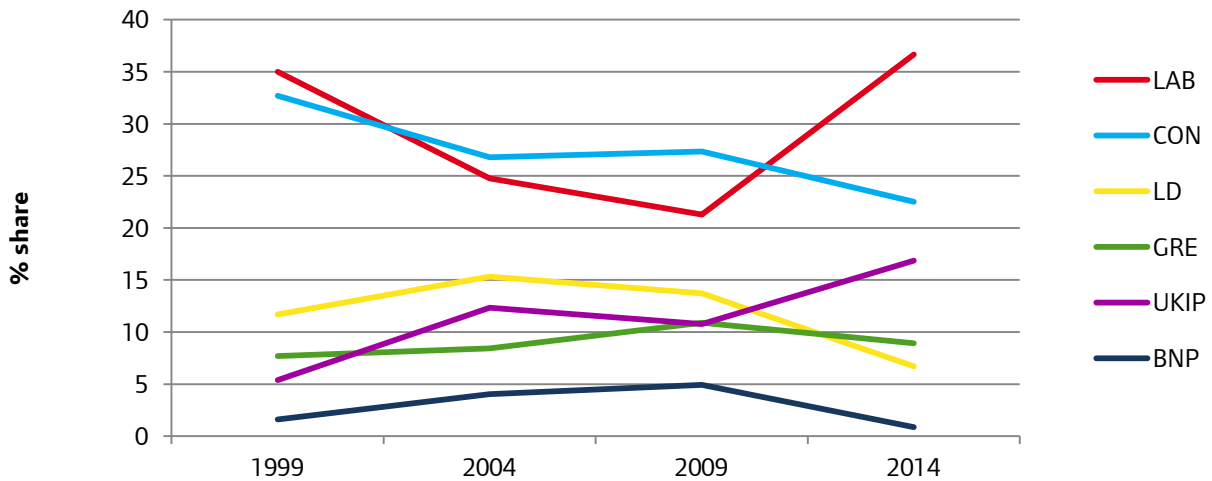
In London, Labour won four seats, two more than in 2009. The Conservatives lost one seat leaving them with two. The Greens and UKIP both held onto their only seat, while the Liberal Democrats

Figure 4 European Parliament seats won in London by party, 1979-2014



Note: Between 1979 and 1994 first past the post elections took place in London’s ten European constituencies.

Figure 5 Vote share share of major parties in London European elections, 1999 to 2014



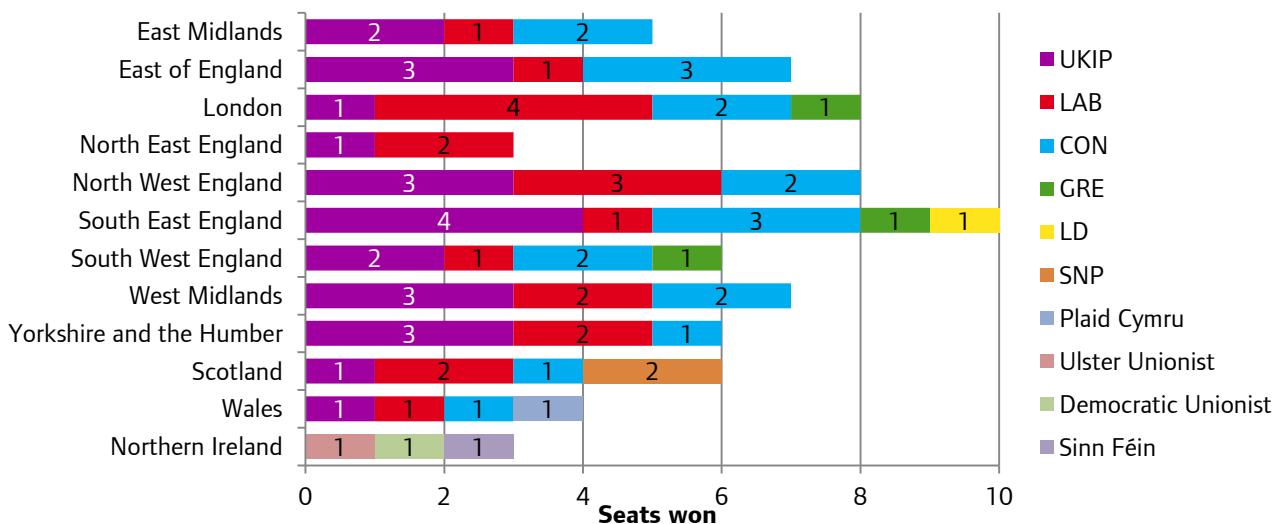
lost their only seat (Figure 4). The order in which these seats were distributed using, proportion representation is shown on page 230.

In total, 17 parties (including independents) stood for the European election in London in 2014, two fewer than in 2009, far more than in 2004 when just ten parties were involved, though only four more than in 1999. Only the six parties shown in Figure 5 have stood in all European elections since 1999. The number of votes for the parties outside of these six had steadily increased to 11 per cent in 2009 but fell to seven per cent in 2014.

The Labour party had comfortably the highest share of 37 per cent, far higher than in 2009 when their share was 21 per cent, and was similar to their London share in the borough elections.

The Conservatives share fell to 23 per cent from 27 per cent five years ago. This was three points lower than their share in the local elections. The Liberal Democrats’ share halved to leave them with 7 per cent – even less than their local election share of 10 per cent. The Green Party share fell by two points, to 9 per cent. UKIP increased their share by six points to 17 per cent, significantly higher than the 10 per cent share in the local elections, indicating that a decent proportion of voters vote differently in different

Figure 6 Seats won by party and UK region, European elections, 2014



elections. Comparing the share of UKIP to the Conservatives between 1999 and 2014 shows that they have been the inverse of each other, and this is shown by trend on [Figure 5](#) where these two lines virtually 'mirror' each other. The total share of both Conservatives and UKIP vote combined has been between 38 and 39 per cent in all four elections since 1999, perhaps indicating that these two parties have taken varying shares from the same pool of voters. However, it is also worth noting that the BNP and UKIP vote combined, only increased from 16 to 18 per cent between 2004 and 2014, though BNP's share fell to less than one per cent in 2014.

UKIP had a greater share in every borough in the European election compared with the local elections, but most notably they achieved a 44 per cent share in Havering, and a 38 per cent share in Bexley - 15 and 17 percentage points higher respectively. In Bexley's case, most of that difference was accounted for by a similar lower share that the Conservatives achieved there, whereas in Havering the difference was mostly down Residents' Association voters switching to UKIP for the European election. In Tower Hamlets, Tower Hamlets First voters switched over to Labour for the European election. In Sutton, the Liberal Democrats performed far worse in the European elections - a difference of 16 points, with about half of those voting for UKIP instead and the rest being spread across the other parties. In Kensington and Chelsea, around 15 per cent voted for UKIP, much higher than the one per cent that voted for them in the local elections, (which was likely the consequence of only two UKIP candidates standing in the borough). Most of the difference was accounted for by Conservative voters moving to UKIP. Figures for the City of London are available for this election. Residents of the City were more likely to vote for the Conservatives and for the Greens compared with the London average ([Tables 9 and 11](#)).

London compared with UK voting

The results in London were not fully reflected in the rest of the country. In the UK overall, UKIP achieved a 27 per cent share, giving them the largest share and 24 seats out of a total of 73 - 11 more than in 2009 ([Table 8](#)). Labour had a strong performance with a 24 per cent share, up nine points compared with five years ago and giving them seven more seats. The Conservatives lost four per cent share and six seats, while the Liberal Democrats poor showing in London was replicated across the country where they held onto only one of their 11 seats, which was in the South East ([Figure 6](#)).

Table 8 Summary of European election result, UK and London, 2014

Party	UK					London				
	Votes received	Share	+/- share (%)	Seats won	+/- seats	Votes received	Share	+/- share (%)	Seats won	+/- seats
UK Independence Party	4,376,635	26.6	10.6	24	11	371,133	16.9	6.1	1	0
Labour Party	4,020,646	24.4	9.2	20	7	806,959	36.7	15.4	4	2
Conservative Party	3,792,549	23.0	-3.8	19	-6	495,639	22.5	-4.8	2	-1
Green Party	1,136,670	6.9	-0.9	3	1	196,419	8.9	-2.0	1	0
Scottish National Party	389,503	2.4	0.3	2						
Liberal Democrats	1,087,633	6.6	-6.7	1	-10	148,013	6.7	-7.0		-1
Sinn Féin	159,813	1.0	0.2	1						
Democratic Unionist Party	131,163	0.8	0.2	1						
Plaid Cymru	111,864	0.7	-0.1	1						
Ulster Unionist Party	83,438	0.5	0.0	1						
An Independence from Europe	235,124	1.4	1.4			26,675	1.2	1.2		
British National Party	179,694	1.1	-5.0		-2	19,246	0.9	-4.1		
English Democrats	126,024	0.8	-1.0			10,142	0.5	-0.9		
Scottish Green Party	108,305	0.7	0.1							
Social Democratic & Labour Party	81,594	0.5	0.0							
Traditional Unionist Voice	75,806	0.5	0.0							
Christian Peoples Alliance	50,222	0.3	-1.3			23,702	1.1	1.1		
Alliance Party of Northern Ireland	44,432	0.3	0.1							
No2EU	31,757	0.2	-0.8			3,804	0.2	-0.8		
4 Freedoms Party (UK EPP)	28,014	0.2	0.2			28,014	1.3	1.3		
We Demand a Referendum Now	23,426	0.1	0.1							
National Health Action Party	23,253	0.1	0.1			23,253	1.1	1.1		
Animal Welfare Party	21,092	0.1	0.0			21,092	1.0	1.0		
Britain First	20,272	0.1	0.1							
Yorkshire First	19,017	0.1	0.1							
Europeans Party	10,712	0.1	0.1			10,712	0.5	0.5		
Green Party in Northern Ireland	10,598	0.1	0.0							
NI21	10,553	0.1	0.1							
Peace Party	10,130	0.1	0.0							
Others	55,011	0.3	-3.4			15,672	0.7	-7.9		
Valid Votes	16,454,950	100.0		73	+1	2,200,475	100.0		8	0
Total Polled	16,545,762					2,225,682				
Rejected Votes	90,812		0.5			25,207		1.1		
Registered Electors	48,393,571					5,490,248				
Turnout (%)	34.2					40.5				

Table 9 Number of votes for parties in European elections, by borough, 2014

Borough	CON	LAB	LD	GRE	UKIP	BNP	Others	Total valid
City of London	686	546	311	291	313	10	117	2,274
Barking and Dagenham	3,728	22,369	594	1,335	12,759	1,151	3,408	45,344
Barnet	32,234	28,774	4,418	7,362	14,039	464	6,185	93,476
Bexley	17,575	14,142	1,592	3,035	25,642	1,184	5,055	68,225
Brent	13,277	34,451	7,333	5,123	6,414	689	6,315	73,602
Bromley	30,573	14,915	5,420	7,590	29,386	625	5,957	94,466
Camden	11,343	23,294	5,568	8,132	5,337	356	3,670	57,700
Croydon	26,687	32,439	3,768	6,829	19,560	1,031	7,373	97,687
Ealing	19,108	43,436	5,476	6,997	10,632	841	8,815	95,305
Enfield	17,432	32,091	2,309	5,115	14,271	594	5,272	77,084
Greenwich	10,236	25,788	2,578	5,482	13,341	788	5,410	63,623
Hackney	7,367	35,491	3,707	11,608	3,220	311	3,958	65,662
Hammersmith and Fulham	14,473	15,520	3,020	4,451	5,736	272	3,329	46,801
Haringey	7,159	30,757	7,323	9,669	4,515	287	3,791	63,501
Harrow	22,388	25,444	2,692	3,859	10,036	640	6,603	71,662
Havering	19,590	12,331	1,529	3,501	34,560	1,355	6,362	79,228
Hillingdon	20,022	21,198	2,456	3,695	19,746	932	5,704	73,753
Hounslow	14,734	27,747	2,600	4,425	11,443	659	5,598	67,206
Islington	6,621	27,328	5,136	9,003	5,652	349	3,421	57,510
Kensington and Chelsea	12,344	6,419	1,948	2,389	4,319	156	1,759	29,334
Kingston upon Thames	14,682	8,094	8,646	4,671	9,570	311	3,347	49,321
Lambeth	10,449	34,471	6,432	11,140	5,767	416	4,691	73,366
Lewisham	8,161	32,507	4,252	10,228	8,720	527	6,464	70,859
Merton	14,793	21,832	3,908	4,532	9,498	453	4,365	59,381
Newham	12,398	43,582	1,423	3,449	6,216	729	6,768	74,565
Redbridge	19,458	33,528	3,504	4,570	12,965	662	6,996	81,683
Richmond upon Thames	21,822	8,276	12,279	7,151	9,714	254	3,342	62,838
Southwark	9,152	31,591	9,170	9,710	8,035	561	4,896	73,115
Sutton	14,810	7,958	12,104	3,668	16,345	612	4,716	60,213
Tower Hamlets	9,647	43,463	3,379	8,679	7,861	835	6,347	80,211
Waltham Forest	9,442	28,205	4,416	7,078	10,677	583	5,519	65,920
Wandsworth	29,057	25,853	6,023	8,334	9,164	392	4,868	83,691
Westminster	14,191	13,119	2,699	3,318	5,680	217	2,645	41,869
Inner London	153,048	363,941	60,391	100,401	80,535	5,418	56,724	820,458
Outer London	342,591	443,018	87,622	96,018	290,598	13,828	106,342	1,380,017
London	495,639	806,959	148,013	196,419	371,133	19,246	163,066	2,200,475

Table 10 Vote share share of major parties in London European elections, 1999 to 2014

	CON	LAB	LD	GRE	UKIP	BNP	Others	Turnout
1999	32.7	35.0	11.7	7.7	5.4	1.6	5.9	23.0
2004	26.8	24.7	15.3	8.4	12.3	4.0	8.3	37.6
2009	27.4	21.3	13.7	10.9	10.8	4.9	11.1	33.5
2014	22.5	36.7	6.7	8.9	16.9	0.9	7.4	40.5

Table 11 Share of votes for main parties in European elections, by borough, 2014

Borough	CON	LAB	LD	GRE	UKIP	BNP	Others
City of London	30.2	24.0	13.7	12.8	13.8	0.4	5.1
Barking and Dagenham	8.2	49.3	1.3	2.9	28.1	2.5	7.5
Barnet	34.5	30.8	4.7	7.9	15.0	0.5	6.6
Bexley	25.8	20.7	2.3	4.4	37.6	1.7	7.4
Brent	18.0	46.8	10.0	7.0	8.7	0.9	8.6
Bromley	32.4	15.8	5.7	8.0	31.1	0.7	6.3
Camden	19.7	40.4	9.6	14.1	9.2	0.6	6.4
Croydon	27.3	33.2	3.9	7.0	20.0	1.1	7.5
Ealing	20.0	45.6	5.7	7.3	11.2	0.9	9.2
Enfield	22.6	41.6	3.0	6.6	18.5	0.8	6.8
Greenwich	16.1	40.5	4.1	8.6	21.0	1.2	8.5
Hackney	11.2	54.1	5.6	17.7	4.9	0.5	6.0
Hammersmith and Fulham	30.9	33.2	6.5	9.5	12.3	0.6	7.1
Haringey	11.3	48.4	11.5	15.2	7.1	0.5	6.0
Harrow	31.2	35.5	3.8	5.4	14.0	0.9	9.2
Havering	24.7	15.6	1.9	4.4	43.6	1.7	8.0
Hillingdon	27.1	28.7	3.3	5.0	26.8	1.3	7.7
Hounslow	21.9	41.3	3.9	6.6	17.0	1.0	8.3
Islington	11.5	47.5	8.9	15.7	9.8	0.6	5.9
Kensington and Chelsea	42.1	21.9	6.6	8.1	14.7	0.5	6.0
Kingston upon Thames	29.8	16.4	17.5	9.5	19.4	0.6	6.8
Lambeth	14.2	47.0	8.8	15.2	7.9	0.6	6.4
Lewisham	11.5	45.9	6.0	14.4	12.3	0.7	9.1
Merton	24.9	36.8	6.6	7.6	16.0	0.8	7.4
Newham	16.6	58.4	1.9	4.6	8.3	1.0	9.1
Redbridge	23.8	41.0	4.3	5.6	15.9	0.8	8.6
Richmond upon Thames	34.7	13.2	19.5	11.4	15.5	0.4	5.3
Southwark	12.5	43.2	12.5	13.3	11.0	0.8	6.7
Sutton	24.6	13.2	20.1	6.1	27.1	1.0	7.8
Tower Hamlets	12.0	54.2	4.2	10.8	9.8	1.0	7.9
Waltham Forest	14.3	42.8	6.7	10.7	16.2	0.9	8.4
Wandsworth	34.7	30.9	7.2	10.0	10.9	0.5	5.8
Westminster	33.9	31.3	6.4	7.9	13.6	0.5	6.3
Inner London	18.7	44.4	7.4	12.2	9.8	0.7	6.9
Outer London	24.8	32.1	6.3	7.0	21.1	1.0	7.7
London	22.5	36.7	6.7	8.9	16.9	0.9	7.4

Technical notes

The London Borough Councils

The London boroughs were constituted under the London Government Act, 1963 and the first elections to the new councils were held on 7 May 1964. Prior to 1976, councillors were elected at general elections held every three years but as a result of an order made under the Local Government Act, 1972, the term of office of members of London borough councils was increased to four years. Before 1978 each council included aldermen, to a maximum of one sixth of the councillors, elected by the councillors from among themselves or from persons qualified to be councillors. Under the Local Government Act, 1972, the office of alderman of a London borough council ceased to exist after the 1978 elections. The mayor of each borough is elected annually by each council from among the councillors, with the following exception: under the Local Government Act, 2000, a council proposing a directly elected mayor must carry out a referendum on its proposals, the result of which is binding on the local authority.

Following ward boundary changes which became effective on 22 May 2014, the total number of wards in London increased from 624 to 629 with changes in Hackney, Kensington and Chelsea, and Tower Hamlets. The number of wards per borough varies from 16 in Hammersmith and Fulham, Islington, and Kingston upon Thames to 24 in Croydon. The number of councillors per borough ranges from 45 in Tower Hamlets to 70 in Croydon. Most London wards now return 3 members, but 33 wards return fewer than 3 members and this effects seven boroughs. Bromley with four two-seat and one single-seat ward, Croydon with two two-seat wards, Hackney with six two-seat wards, Hammersmith and Fulham with two two-seat wards, Hillingdon with one two-seat ward, Kensington and Chelsea with four two-seat wards, and Tower Hamlets with 11 two-seat wards and two one-seat wards.

City of London

The Corporation of London is constituted differently to the London boroughs and is, therefore, not included in the current publication. It consists of common councilmen and aldermen in addition to the Lord Mayor. The aldermen are elected for life by the ward voters (who include business as well as resident voters).

Where comparisons have been made between the borough election data and other elections, the City of London has been excluded from the Cities of London and Westminster constituency and the North East GLA Assembly constituency. Current ward boundaries fit within the 2010 parliamentary constituency boundaries.

Tables and calculations

The main results and the share of the votes by party are combined to provide a single section for each London borough giving all the most important information. This appears between pages 1 and 192.

The general method for calculating share of the votes follows that used in 1994. In calculating vote share, residents' associations, independent residents, tenants and residents have been combined into a single grouping which is given the abbreviation REA in the borough statistics.

All percentage vote figures include a correction to reduce the errors due both to parties or groups failing to nominate candidates for all seats in a ward, and to the differing numbers of seats in wards within and between boroughs. The correction chosen is the use of average votes per candidate for any given party or group. Percentages are based on the sum of average votes for a ward or borough, which is thus used as an estimate of the total number of valid votes cast in a single seat election. Percentages do not necessarily add to 100 due to rounding.

Candidates' names

Where known candidates' principal names are shown as their name as per the electoral roll, and otherwise are shown as they appear on the nomination papers.

Acknowledgements

Once again we should like to thank the Returning Officers of the London boroughs who supplied the basic information presented in this volume. Our thanks are also due to the many other members and officers of the London boroughs who were instrumental in improving the quality of our information.

Maps

The maps relating to the 1994 and 1998 elections use the boundary as at 1 April 1996 and there are thus minor discrepancies in the 1994 map for boroughs which had been subject to changes in 1995 and 1996. From 2002 to 2010, the ward map shows wards that came into effect on 2 May 2002. From 2014, the ward map shows boundaries that came into effect on 22 May 2014, which affected Hackney, Kensington and Chelsea, and Tower Hamlets.

General statistics

The General statistics shown on the first page of each borough section are sourced as follows. The electorates are taken from the data provided for this series of publications by the Returning Officers. The mid year resident population is from the GLA population projection 2013 round SHLAA Based (February 2014), provided by GLA Intelligence Unit. The unemployment rates are from the ONS Model-based Estimates of Unemployment (April to March). The average council tax data are from the Communities and Local Government. Additional notes are also provided at the head of individual sections.

Using the results section

The share of the poll data shown in the results section are based on the *average* number of votes per party per ward. For example, if there are three candidates for one party, the total number of votes for that party would be divided by three, whereas wards with a single candidate would be divided by one. For the borough and constituency shares, the figures for wards (that is votes divided by candidates) within those areas are summed.

Gains are shown at the top of the results for each ward and show changes since the last election in 2010. Gains do not include any changes of allegiance or from by-elections.

Candidates marked with an asterisk (*) indicates that the candidate was a sitting councillor in that ward ie the incumbent. This takes account of changes that occurred from a by-election. Other points of note: candidates marked in bold were elected, candidates with 'Ms.' after their name indicates a female candidate, and names are shown as surname, then first name, then initials of any middle names. The names displayed are as provided by the borough election officers and, in some cases, are nicknames.

Barking and Dagenham

Labour administration

1 Abbey	11 Mayesbrook
2 Alibon	12 Parsloes
3 Becontree	13 River
4 Chadwell Heath	14 Thames
5 Eastbrook	15 Valence
6 Eastbury	16 Village
7 Gascoigne	17 Whalebone
8 Goresbrook	
9 Heath	
10 Longbridge	

 Labour



State of the parties, 1964-2014

	CON	LAB	LD	other	total
22.5.14	-	51	-	-	51
6.5.10	-	51	-	-	51
4.5.06	1	38	-	12	51
2.5.02	2	42	3	4	51
7.5.98	-	47	1	3	51
5.5.94	-	47	1	3	51
3.5.90	-	44	1	3	48
8.5.86	3	35	5	5	48
6.5.82	3	37	3	5	48
4.5.78	3	42	-	3	48
4.5.74	-	45	-	4	49
13.5.71	-	45	-	4	49
9.5.68	13	32	-	4	49
7.5.64	-	45	-	4	49

% share of the poll, 1964-2014

	% poll	CON	LAB	LD	other
22.5.14	36.5	9.4	51.1	3.7	35.7
6.5.10	60.4	15.3	47.5	11.7	25.5
4.5.06	38.3	18.6	40.5	1.4	39.6
2.5.02	22.8	14.2	54.8	23.5	7.6
7.5.98	25.4	3.3	67.2	23.2	6.2
5.5.94	38.7	3.3	71.3	18.3	7.0
3.5.90	38.6	15.3	70.2	10.4	4.1
8.5.86	34.9	11.2	57.7	22.5	8.6
6.5.82	33.7	22.6	50.5	14.8	12.0
4.5.78	34.0	22.2	63.6	4.5	9.7
4.5.74	26.7	10.8	74.5	6.5	8.2
13.5.71	32.3	11.4	81.7	0.9	6.0
9.5.68	25.2	34.0	51.8	3.9	10.3
7.5.64	29.1	17.2	68.7	8.4	5.7

General statistics

		Barking and Dagenham	London
Electorate	May 2014	129,097	5,878,824
	May 2010	121,460	5,689,223
Resident population aged 18 and over	Mid 2014	143,300	6,597,100
	Mid 2010	131,600	6,318,000
Estimated % unemployed	2013/14	12.7	8.2
	2009/10	12.3	9.1
Band 'D' council tax	May 2014	£1,319	£1,302
	May 2010	£1,326	£1,309

% share of the poll

	Date	%poll	CON	LAB	LD	GRE	BNP	UKIP	IND	REA	Others
Abbey	22.5.14	36.8	9.2	56.6	6.0	8.3	-	17.5	-	-	2.5
	6.5.10	58.1	12.8	66.5	12.4	-	6.7	-	1.5	-	-
Alibon	22.5.14	34.3	6.9	50.8	5.4	-	-	36.9	-	-	-
	6.5.10	59.2	15.5	47.9	11.9	-	24.8	-	-	-	-
Becontree	22.5.14	36.8	7.5	61.0	4.8	-	-	26.7	-	-	-
	6.5.10	60.2	13.4	45.5	11.4	-	20.2	-	5.8	-	3.7
Chadwell Heath	22.5.14	36.5	11.9	45.2	5.2	10.4	-	27.3	-	-	-
	6.5.10	61.4	26.8	39.0	10.1	4.0	12.4	7.7	-	-	-
Eastbrook	22.5.14	36.5	17.0	44.8	-	-	6.1	32.2	-	-	-
	6.5.10	63.0	24.0	42.3	8.1	-	17.8	7.8	-	-	-
Eastbury	22.5.14	34.6	8.3	47.8	8.3	-	-	26.8	-	-	8.9
	6.5.10	59.4	9.5	44.8	14.3	-	19.2	9.8	2.3	-	-
Gascoigne	22.5.14	37.6	7.6	64.2	-	-	-	15.5	7.7	-	4.9
	6.5.10	58.4	9.1	58.1	10.0	-	11.7	-	7.0	-	4.1
Goresbrook	22.5.14	34.7	6.6	43.7	4.0	-	14.4	31.3	-	-	-
	19.4.12	25.6	4.2	57.8	2.5	-	30.8	4.7	-	-	-
	6.5.10	57.8	13.0	44.1	8.9	-	26.6	-	7.4	-	-
Heath	22.5.14	35.0	11.0	48.8	6.9	-	-	33.3	-	-	-
	6.5.10	58.9	13.5	49.0	10.1	-	19.8	7.6	-	-	-
Longbridge	22.5.14	43.7	13.5	46.6	6.4	6.6	-	14.4	6.3	-	6.3
	9.5.13	29.8	11.7	64.3	3.2	-	1.5	19.3	-	-	-
	6.5.10	69.1	13.7	45.3	19.2	-	10.5	5.9	5.3	-	-
Mayesbrook	22.5.14	34.3	6.8	37.3	-	11.6	9.2	35.0	-	-	-
	6.5.10	59.5	16.6	38.4	11.3	-	23.2	10.6	-	-	-
Parsloes	22.5.14	33.1	9.2	52.4	-	-	-	38.4	-	-	-
	6.5.10	57.8	17.8	46.7	13.4	-	22.0	-	-	-	-
River	22.5.14	35.7	11.3	57.4	-	-	-	31.2	-	-	-
	6.5.10	61.2	10.3	48.9	7.7	-	18.7	10.6	-	-	3.8
Thames	22.5.14	37.4	7.7	58.4	-	-	-	23.2	-	-	10.7
	6.5.10	60.6	9.5	52.8	9.5	-	17.9	-	10.3	-	-
Valence	22.5.14	34.8	7.6	46.5	-	11.9	-	34.0	-	-	-
	6.5.10	57.4	19.5	40.4	15.9	-	24.2	-	-	-	-
Village	22.5.14	39.9	-	60.4	5.9	-	-	33.7	-	-	-
	6.5.10	59.0	15.4	50.2	11.9	-	22.5	-	-	-	-
Whalebone	22.5.14	37.7	16.2	50.1	6.4	-	-	27.3	-	-	-
	6.5.10	64.2	20.1	47.8	10.1	-	13.5	-	8.4	-	-

Results

Abbey	Turnout 36.8%		Eastbrook	Turnout 36.5%	
<i>No change</i>			<i>No change</i>		
Butt, Laila Ms.*	LAB	2,252	Mccarthy, Michael A.*	LAB	1,581
Doyle, Danielle Ms.	LAB	2,072	Fergus, Edna M. Ms.	LAB	1,397
Miah, Giasuddin M.	LAB	1,966	Ramsay, Anthony K.*	LAB	1,326
Saeed, Tariq*	UKIP	647	Kelly, Richard E.	UKIP	1,102
Ali, Modoris	CON	410	Gay, Jonathan R.	UKIP	960
Chowdhury, Emran H.	CON	323	Connelly, Susan M. Ms.	CON	544
Kitkovska, Natalija Ms.	GRE	307	Mckay, Anthony	BNP	222
Ampomah, Amaniampong A.	CON	292	Sturdy, Paul L. W.	BNP	166
Edwards, Ryan	LD	221			
Marius-Alexandru, Ostafe	EP	94			
			Eastbury	Turnout 34.6%	
			<i>No change</i>		
Alibon	Turnout 34.3%		Alexander, Jeannette L. Ms.*	LAB	1,691
<i>No change</i>			Rai, Hardial S.*	LAB	1,403
Rodwell, Darren J.*	LAB	1,398	Shaukat, Faraz	LAB	1,356
Hughes, Christopher W.	LAB	1,389	M'Barki, Hayat S. Ms.	UKIP	832
Alasia, Sanchia Ms.*	LAB	1,240	Amoah, Juliet Ms.	CON	314
Wood, Norman J. W.	UKIP	974	Mcdermott, James E.*	SLP	276
Hussain, Jakir	CON	221	Challis, Dianne P. Ms.	LD	257
Ullah, Md. N.	CON	180	Rahman, Alin	CON	242
Zaman, Mohammed S.	CON	145	Choudhury, Pushpa	CON	214
London, Terence	LD	143			
			Gascoigne	Turnout 37.6%	
			<i>No change</i>		
Becontree	Turnout 36.8%		Ashraf, Saima*	LAB	1,977
<i>No change</i>			Aziz, Abdul G.*	LAB	1,896
Carpenter, Evelyn Ms.*	LAB	2,098	Twomey, Dominic A.*	LAB	1,757
Choudhury, Faruk	LAB	1,885	Silverfox, James F.	UKIP	454
Ogungbose, James O.*	LAB	1,784	Kar, Krishan K.	CON	274
Douglas, Robert J.*	UKIP	858	Pongo, Mampuya M. A.	IND	226
Douglas, Yvonne M. Ms.	UKIP	826	Khatun, Monwara	CON	216
Larner, Lorraine C. Ms.	CON	294	Mukasa, Isaac	CON	172
Hosain, Mohammed B.	CON	211	Mason, Peter S.	TUSC	146
Smith, Ricci M.	CON	208	Mason, Ruth G. Ms.	TUSC	143
De Cruz, David L.	LD	151			
			Goresbrook	Turnout 34.7%	
Chadwell Heath	Turnout 36.5%		<i>No change</i>		
<i>No change</i>			Bremner, Simon J.*	LAB	1,518
Wade, Jeffrey*	LAB	1,416	Freeborn, Irma L. M. Ms.	LAB	1,471
Bright, Afolasade O. Ms.	LAB	1,389	Quadri, Moin A.	LAB	1,290
Tarry, Samuel P.*	LAB	1,356	Kiff, Alan A.	UKIP	1,023
Curtis, Ronald J.	UKIP	869	Taylor, Robert M.	BNP	469
Spindler, Ingrid Ms.	UKIP	805	Khatun, Nadia Ms.	CON	236
Sacky, Albert	CON	377	Hussain, Sultana A.	CON	224
Miah, Jamil	CON	354	Onochie, Pearle E. Ms.	CON	189
Rosaman, Debbie A.	GRE	320	Shukura, Nzingha T.	LD	131
Croft, David O. T.	LD	160			

Heath	Turnout 35.0%	
<i>No change</i>		
Reason, Linda A. Ms.*	LAB	1,603
Miles, David S.*	LAB	1,504
Young, Daniel	LAB	1,380
Harnett, Connor R.	UKIP	1,021
Miah, Faruk	CON	338
Koranteng, Janet L. Ms.	LD	210

Longbridge	Turnout 43.7%	
<i>No change</i>		
Gill, Rocky*	LAB	2,288
Ahammad, Syed*	LAB	1,998
Rice, Lynda Ms.*	LAB	1,752
Rahman, Shahidur	CON	856
Tahir, Rumana Y.	UKIP	623
Lewis, Glyn	CON	485
Semitego, Richard	CON	401
Tooley, Lorna J. Ms.	GRE	283
Uddin, Mohammad J.	LD	275
Vincent, Gerald M.	SLP	272
Baig, Shaheryaar	IND	270

Mayesbrook	Turnout 34.3%	
<i>No change</i>		
Smith, Danielle J. Ms.	LAB	1,217
Haroon, Kashif	LAB	1,105
Oluwole, Adegboyega O.	LAB	1,073
Hunt, Dorothy M.*	UKIP	1,061
Rablen, Antony F.	GRE	353
De Santis, Giuseppe	BNP	280
Begum, Sufia	CON	252
Rahman, Md. F.	CON	196
Shahjahan, Ahmed	CON	166

Parsloes	Turnout 33.1%	
<i>No change</i>		
Rice, Christopher D.*	LAB	1,317
Kangethe, Elizabeth W. Ms.*	LAB	1,252
Zanitchkhah, Linda Ms.	LAB	1,111
Hall, Richard P.	UKIP	900
Miah, Goyas	CON	249
Ali, Zahanara	CON	202
Chowdhury, Numaun I.	CON	196

River	Turnout 35.7%	
<i>No change</i>		
Chand, Peter	LAB	1,668
Keller, Eileen S. Ms.*	LAB	1,668
Jamu, Amardeep S.*	LAB	1,491
Harris, Lorraine M. Ms.	UKIP	875
Majid, Husneara	CON	317

Thames	Turnout 37.4%	
<i>No change</i>		
Channer, Josephine Ms.*	LAB	1,720
Geddes, Cameron*	LAB	1,622
Turner, Bill	LAB	1,573
Cracknell, Joyce P. Ms.	UKIP	655
Dumbleton, Pamela E. Ms.	UKIP	644
Begum, Reba	CON	266
Poulton, Barry*	SLP	245
Boff, Andrew	CON	244
Dutta, Bijan	CON	138
Mambulmh, Joseph	TUSC	56

Valence	Turnout 34.8%	
<i>No change</i>		
Jones, Jane E. Ms.	LAB	1,471
Worby, Maureen M. Ms.*	LAB	1,403
Ghani, Syed F.	LAB	1,243
Ward, Christopher C.	UKIP	1,004
Hollis, Alexander O.	GRE	350
Chowdhury, Ahia A.	CON	279
Ali, Mobarock	CON	223
Miah, Istor	CON	166

Village	Turnout 39.9%	
<i>No change</i>		
Waker, Lee R.*	LAB	2,031
Waker, Philip T.*	LAB	1,892
Mullane, Margaret Ms.*	LAB	1,889
Harris, Peter J.	UKIP	1,082
Watson, Christine R.	LD	190

Whalebone	Turnout 37.7%	
<i>No change</i>		
White, John R.*	LAB	1,625
Bartlett, Melanie Ms.	LAB	1,620
Smith, Liam A.	LAB	1,526
Bedwell, Albert E.	UKIP	867
Ahmed, Juhel	CON	515
Cockling, Jean M. Ms.	CON	514
George, William H.	LD	204





By-elections

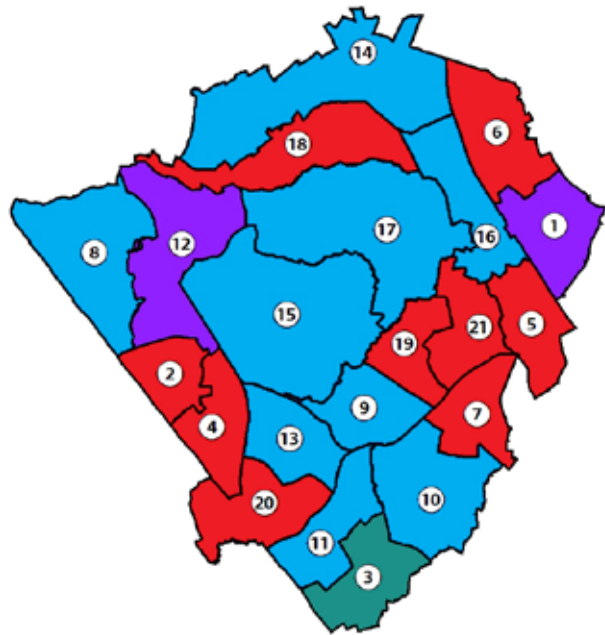
Goresbrook			Longbridge		
<i>19 April 2012</i>			<i>09 May 2013</i>		
	Turnout 25.6%			Turnout 29.8%	
	<i>No change</i>			<i>No change</i>	
Bremner, Simon	LAB	1,113	Ahammad, Syed	LAB	1,555
Taylor, Bob	BNP	593	Bedwell, Albert E.	UKIP	466
Dias-Broughton, John W.	UKIP	91	Ayer, Paul	CON	284
Riaz, Mohammed	CON	81	Croft, David O. T.	LD	78
Hills, Robert G.	LD	48	De Santis, Giuseppe	BNP	37
<i>Resignation of Couling, Louise Ms. (LAB)</i>			<i>Death of Gill, Nirmal (LAB)</i>		

Barnet

Conservative administration

1 Brunswick Park	12 Hale
2 Burnt Oak	13 Hendon
3 Childs Hill	14 High Barnet
4 Colindale	15 Mill Hill
5 Coppetts	16 Oakleigh
6 East Barnet	17 Totteridge
7 East Finchley	18 Underhill
8 Edgware	19 West Finchley
9 Finchley Church End	20 West Hendon
10 Garden Suburb	21 Woodhouse
11 Golders Green	

	Conservative
	Labour
	Conservative/Liberal Democrat
	Conservative/Labour



State of the parties, 1964-2014

	CON	LAB	LD	other	total
22.5.14	32	30	1	-	63
6.5.10	39	21	3	-	63
4.5.06	37	20	6	-	63
2.5.02	33	24	6	-	63
7.5.98	28	26	6	-	60
5.5.94	29	25	6	-	60
3.5.90	39	18	3	-	60
8.5.86	39	18	3	-	60
6.5.82	48	12	-	-	60
4.5.78	49	10	-	1	60
4.5.74	42	17	-	1	60
13.5.71	43	17	-	-	60
9.5.68	56	3	1	-	60
7.5.64	37	13	6	-	56

% share of the poll, 1964-2014

	% poll	CON	LAB	LD	other
22.5.14	40.5	338.6	36.7	7.2	17.5
6.5.10	63.2	41.8	30.1	19.1	9.0
4.5.06	41.7	42.2	26.2	19.1	12.5
2.5.02	34.0	39.9	33.7	16.7	9.7
7.5.98	35.9	38.5	40.0	16.3	5.2
5.5.94	45.4	36.7	40.1	19.4	3.8
3.5.90	50.0	45.9	35.2	10.1	8.8
8.5.86	42.0	43.4	30.5	22.6	3.5
6.5.82	43.3	48.8	23.9	26.2	1.1
4.5.78	43.6	57.1	30.4	9.8	2.7
4.5.74	39.1	48.3	33.1	17.5	1.1
13.5.71	36.8	49.4	37.8	11.6	1.2
9.5.68	40.8	62.5	17.0	20.3	0.3
7.5.64	46.1	43.5	28.7	27.1	0.6

General statistics

		Barnet	London
Electorate	May 2014	237,010	5,878,824
	May 2010	237,121	5,689,223
Resident population aged 18 and over	Mid 2014	295,700	6,597,100
	Mid 2010	271,500	6,318,000
Estimated % unemployed	2013/14	6.6	8.2
	2009/10	7.4	9.1
Band 'D' council tax	May 2014	£1,416	£1,302
	May 2010	£1,423	£1,309

% share of the poll

	Date	%poll	CON	LAB	LD	GRE	BNP	UKIP	IND	REA	Others
Brunswick Park	22.5.14	40.3	41.2	42.7	4.9	11.2	-	-	-	-	-
	31.5.12	<i>n/a</i>	46.1	51.1	2.8	-	-	-	-	-	-
	6.5.10	65.0	48.8	27.3	17.2	6.7	-	-	-	-	-
Burnt Oak	22.5.14	35.7	19.3	56.5	5.5	10.8	-	-	7.9	-	-
	6.5.10	54.6	22.7	62.5	14.8	-	-	-	-	-	-
Childs Hill	22.5.14	41.5	32.1	29.8	27.5	10.5	-	-	-	-	-
	6.5.10	55.3	34.3	21.2	38.4	6.0	-	-	-	-	-
Colindale	26.6.14	27.8	15.0	67.9	3.3	3.8	-	10.0	-	-	-
	6.5.10	51.4	21.3	55.6	17.4	5.8	-	-	-	-	-
Coppetts	22.5.14	41.1	30.7	49.2	4.2	12.2	-	-	3.6	-	-
	6.5.10	60.0	35.7	38.2	18.0	8.1	-	-	-	-	-
East Barnet	22.5.14	41.9	39.9	43.9	3.9	12.3	-	-	-	-	-
	6.5.10	66.6	37.1	20.9	15.7	5.6	4.8	-	-	15.9	-
East Finchley	22.5.14	43.0	22.5	56.3	7.3	13.9	-	-	-	-	-
	12.4.12	<i>n/a</i>	17.4	67.8	14.8	-	-	-	-	-	-
	6.5.10	66.3	26.8	43.9	21.0	8.3	-	-	-	-	-
Edgware	22.5.14	40.5	55.2	26.3	7.8	10.8	-	-	-	-	-
	6.5.10	67.0	51.0	24.9	12.5	3.1	-	-	-	8.4	-
Finchley Church End	22.5.14	40.7	49.9	25.8	5.6	10.9	-	7.8	-	-	-
	6.5.10	67.1	52.2	24.0	13.6	5.2	-	-	-	4.9	-
Garden Suburb	22.5.14	42.3	55.8	22.6	7.8	13.9	-	-	-	-	-
	6.5.10	70.9	55.8	16.5	17.4	10.3	-	-	-	-	-
Golders Green	22.5.14	38.8	60.1	25.8	4.8	9.3	-	-	-	-	-
	6.5.10	57.5	51.0	24.6	14.1	4.2	-	-	-	6.0	-
Hale	22.5.14	43.4	43.1	40.0	5.9	10.9	-	-	-	-	-
	6.5.10	66.7	44.0	30.8	15.6	3.4	-	-	-	6.2	-
Hendon	22.5.14	37.0	48.6	27.0	5.5	9.1	-	9.8	-	-	-
	6.5.10	57.0	54.4	27.3	13.5	4.8	-	-	-	-	-
High Barnet	22.5.14	47.6	43.7	23.2	14.8	18.3	-	-	-	-	-
	6.5.10	71.3	45.8	16.1	30.7	7.4	-	-	-	-	-
Mill Hill	22.5.14	40.3	37.6	23.9	10.9	6.4	-	14.1	7.1	-	-
	6.5.10	66.0	47.7	17.6	30.7	4.0	-	-	-	-	-
Oakleigh	22.5.14	40.7	45.9	25.3	5.0	9.1	-	12.1	-	-	2.6
	6.5.10	67.1	49.1	22.4	21.1	-	-	-	7.4	-	-
Totteridge	22.5.14	40.8	48.4	20.7	5.9	9.3	-	11.1	4.5	-	-
	6.5.10	68.1	55.5	20.7	17.8	6.1	-	-	-	-	-
Underhill	22.5.14	42.8	28.3	38.7	3.7	9.3	-	20.0	-	-	-
	6.5.10	63.8	38.0	34.5	19.4	8.1	-	-	-	-	-
West Finchley	22.5.14	44.7	27.4	47.5	5.2	10.9	-	9.0	-	-	-
	6.5.10	63.6	29.0	37.7	17.3	11.2	-	-	-	4.8	-
West Hendon	22.5.14	38.0	34.9	43.0	4.0	7.3	-	10.8	-	-	-
	6.5.10	58.7	35.7	41.6	11.1	5.3	-	-	6.3	-	-
Woodhouse	22.5.14	41.9	27.9	45.6	4.2	11.0	-	11.2	-	-	-
	6.5.10	63.1	33.2	41.3	19.3	6.1	-	-	-	-	-

Results**Brunswick Park****Turnout 40.3%***2 LAB gains from CON*

Levine, Kathy Ms.	LAB	1,951
Ioannidis, Andreas*	LAB	1,944
Rutter, Lisa Ms.*	CON	1,899
Tambourides, Andreas*	CON	1,876
Rowe, James	LAB	1,820
Savvides, Antonis	CON	1,742
Javes, Howard T. C.	GRE	499
Beeton, Sandra J. Ms.	LD	270
Ritson, Jennifer W. Ms.	LD	218
Otten, Sakura G. Ms.	LD	168

Burnt Oak**Turnout 35.7%***No change*

Farrier, Claire Ms.*	LAB	2,622
O-Macauley, Charlie	LAB	2,223
Naqvi, Ammar	LAB	2,177
Gurung, Lachhya	CON	889
Connolly, John J.	CON	854
Karnani, Richa	CON	651
Curati, Maggie Ms.	GRE	447
Alabi, Bidemi	IND	328
Roberts, Michael C.	LD	286
Iwi, Diana C. Ms.	LD	242
Kiyingi, Yahaya D.	LD	152

Childs Hill**Turnout 41.5%***2 CON gains from LD*

Ryde, Shimon	CON	1,544
Zinkin, Peter	CON	1,536
Cohen, Jack B.*	LD	1,509
Grover, Rohit R.	CON	1,500
Smith, Andrew	LAB	1,463
Ajakaiye, Ade	LAB	1,408
Patel, Nila Ms.	LAB	1,381
Henry, Charlotte A. Ms.	LD	1,222
Davies, Jonathan M.	LD	1,198
Marasco, Francesco E.	GRE	501

Colindale**Turnout 27.8%***No change*

Narenthira, Nagus	LAB	2,190
Sargeant, Gill Ms.*	LAB	2,088
Zubairi, Zakia*	LAB	2,015
Akwaeze, Nneka	CON	501
Nicholson, William J.	CON	466
Bokaei, Golnar	CON	420
Baskin, John J.	UKIP	347
Ryan, Barry	UKIP	309
Khan, Khalid	UKIP	268
Estermann, Daniel	LD	133
Curati, Maggie Ms.	GRE	130
Newby, Andrew J.	GRE	114
Marasco, Francesco	GRE	108
Corney, Victor P. E.	LD	90
Warsame, Sabriye H.	LD	87

Coppetts**Turnout 41.1%***1 LAB gain from CON*

Rawlings, Barry*	LAB	2,256
Coakley-Webb, Pauline Ms.	LAB	2,201
Patel, Reema Ms.	LAB	2,179
Salinger, Kate Ms.*	CON	1,517
Green, Lorna Ms.	CON	1,355
Nicolaidis, Andreas	CON	1,277
Bunting, Rebecca Ms.	GRE	640
Bunting, Edward	GRE	544
Newby, Andrew J.	GRE	469
Bullen, David L.	LD	218
Boo, Enrique M.	LD	197
Akhavan, Mehdi	IND	163
Rees, Melvyn K.	LD	153

East Barnet			Finchley Church End		
<i>3 LAB gain from CON</i>			<i>No change</i>		
Turnout 41.9%			Turnout 40.7%		
Challice, Rebecca Ms.	LAB	2,108	Greenspan, Eva Ms.*	CON	2,571
Williams, Laurie	LAB	2,044	Old, Graham D.*	CON	2,284
Cohen, Philip	LAB	1,993	Thomas, Daniel C.*	CON	2,197
Evangeli, Barry*	CON	1,894	Bagley, Janet C. Ms.	LAB	1,257
Tambourides, Joanna Ms.*	CON	1,873	Walsh, Mike	LAB	1,201
Rams, Robert*	CON	1,820	Mcguirk, Mary P. Ms.	LAB	1,192
Aitken, Roger L.	GRE	638	Kumar, Vedantha	GRE	512
Varvarides, Pennie Ms.	GRE	576	Latif, Amir	UKIP	365
Pressland, Kevin R.	GRE	505	Darrer, Diana D. Ms.	LD	305
Roberts, Deborah E. Ms.	LD	194	Hoyle, Sarah J. Ms.	LD	267
Umbo, Eileen M. Ms.	LD	175	Yarwood, Sheila R. Ms.	LD	222
Giltinane, Joe A.	LD	173			
East Finchley			Garden Suburb		
<i>No change</i>			<i>No change</i>		
Turnout 43.0%			Turnout 42.3%		
Moore, Alison Ms.*	LAB	2,711	Marshall, John L.*	CON	2,689
Mittra, Arjun K.*	LAB	2,565	Rozenberg, Gabriel S.	CON	2,560
Or-Bach, Alon	LAB	2,201	Seal, Daniel*	CON	2,539
Stepanenko, Stepan	CON	1,013	Goldberg, Nick	LAB	1,110
Gupta, Anshul	CON	988	Brown, Ruth Ms.	LAB	1,101
Maund, Alan R.	CON	988	Sutherland, Romin	LAB	943
Lynch, Noel T.	GRE	640	De Souza, Romola	GRE	645
Norman, Stephen P. H.	GRE	606	Lusher, Peter A.	LD	382
Mellows, David H.	GRE	602	Akbiyik, Altan R.	LD	358
Arram, Joyce M. Ms.	LD	410	Barber, Stephen D.	LD	347
Davis, Malcolm B.	LD	310			
Watkins, Millicent J. Ms.	LD	248			
Edgware			Golders Green		
<i>No change</i>			<i>No change</i>		
Turnout 40.5%			Turnout 38.8%		
Gordon, Brian C.	CON	2,732	Cohen, Dean S. B.*	CON	2,423
Hart, Helena D. Ms.*	CON	2,369	Cohen, Melvin*	CON	2,302
Scannell, Joan Ms.*	CON	2,182	Thompstone, Reuben F.*	CON	1,831
Johnson, Julie Ms.	LAB	1,180	Harvey, Charles	LAB	1,024
Johnson, Geoffrey	LAB	1,155	Robinson, Margot Ms.	LAB	900
Hale, Raymond	LAB	1,140	O`Halloran, Sue Ms.	LAB	885
Margolis, Catherine A. Ms.	GRE	474	Concepcion, Charlene Ms.	GRE	369
Abeles, Aliza M.	LD	446	Ward, Adele Ms.	GRE	330
Abeles, Elias P.	LD	410	Radice, Louisa C. Ms.	GRE	314
Ollier, Alexander T. M.	LD	169	Cohen, Ruth Ms.	LD	246
			Morrissey, Honora Ms.	LD	156
			Eatwell, Eddie	LD	126

Hale	Turnout 43.4%		Mill Hill	Turnout 40.3%	
<i>1 LAB gain from CON</i>			<i>No change</i>		
Davey, Tom*	CON	2,178	Hart, John R.*	CON	2,058
Rayner, Hugh R.*	CON	2,155	Duschinsky, Val Ms.	CON	1,936
Lyons, Kitty Ms.	LAB	2,019	Khatri, Sury*	CON	1,864
Simberg, Elliot K.	CON	2,010	Handley, Deborah J. Ms.	LAB	1,264
Jeanmaire, Pierre	LAB	1,994	John, Sian B. Ms.	LAB	1,231
Lyons, Roger	LAB	1,870	Francome, Colin	LAB	1,229
Ceasar, Nicolas J. A.	GRE	536	Jones, George A.	UKIP	731
Goodman, Michael R.	LD	335	Davies, Jeremy E.	LD	721
Creighton, James M.	LD	297	Hill, Alasdair	LD	512
Jacobs, Geoffrey A.	LD	243	Rustin, Barbara Ms.	GRE	495
			Lees, Michael J.	LD	470
			Clayton, Rolf	IND	371
			Ilott, Luke A.	GRE	282
			Williams, David G.	GRE	228
Hendon	Turnout 37.0%		Oakleigh	Turnout 40.7%	
<i>No change</i>			<i>No change</i>		
Finn, Anthony H.*	CON	2,128	Salinger, Brian*	CON	1,935
Shooter, Mark R.*	CON	2,087	Rajput, Sachin*	CON	1,899
Braun, Maureen Ms.*	CON	2,015	Sowerby, Stephen*	CON	1,826
Beere, David	LAB	1,191	Bradbury, Pamela Ms.	LAB	1,110
Roots, Gerrard E.	LAB	1,165	Barker, Rachel Ms.	LAB	1,075
Montague, Ruth Ms.	LAB	1,113	Sharma, Parmodh	LAB	936
Ryan, Barry	UKIP	420	Kaye, Victor	UKIP	498
Monaghan, Andy	GRE	390	Cutting, Richard G.	GRE	436
Moleman, Jason M.	LD	280	Newby, Daniel A.	GRE	370
Feszczur, Henryk P.	LD	243	Shapiro, Gideon	GRE	317
Wakefield, Charles P.	LD	180	Finlayson, Jon	LD	239
			Fitzgerald, Gerard E.	LD	188
			Hodge, Leonie G. Ms.	LD	187
			Clayton, Philip	LU	107
High Barnet	Turnout 47.6%				
<i>No change</i>					
Prentice, Wendy Ms.*	CON	2,171			
Longstaff, David*	CON	2,161			
Perry, Bridget Ms.*	CON	2,152			
Harding, Phil	LAB	1,209			
Haylett, Marianne Ms.	LAB	1,188			
Levine, Paul	LAB	1,052			
Fletcher, Phil	GRE	973			
Poppy, A.M. Ms.	GRE	922			
Macdonald, Duncan C.	LD	859			
Lawson, Valerie Ms.	GRE	828			
Hooker, Sean	LD	705			
Gibson, Jane I. G. Ms.	LD	631			

Totteridge			West Finchley		
Turnout 40.8%			Turnout 44.7%		
<i>No change</i>			<i>No change</i>		
Cornelius, Alison Ms.*	CON	2,210	Houston, Ross S.*	LAB	2,214
Cornelius, Richard*	CON	2,147	Tierney, Jim*	LAB	2,141
Stock, Caroline Ms.	CON	2,090	Mcguirk, Kath Ms.*	LAB	2,113
Heneghan, Deborah Ms.	LAB	1,048	Dias, Shaun	CON	1,367
Lyven, Donald	LAB	912	Longfield, Myles	CON	1,292
Persad, Robert	LAB	798	Tennakoon, Ajantha T. K.	CON	1,067
Auld, Ash	GRE	464	Owen, Nina B. Ms.	GRE	550
Fraser, Keith G.	UKIP	494	Riley, Tim	GRE	440
Parkinson, Richard H.	GRE	363	Anderson, Ted	UKIP	407
Turner, Janice Ms.	LD	320	Landeryou, Rita I. Ms.	LD	262
Coleman, Brian J.*	IND	265	Chalmers, John A.	LD	238
Cole, Michael M.	LD	256	Finlay, Ronald A.	LD	206
Gottsche, Sheila Ms.	LD	212			
Linskey, George S.	IND	137			
Underhill			West Hendon		
Turnout 42.8%			Turnout 38.0%		
<i>2 LAB gains from CON</i>			<i>No change</i>		
Edwards, Paul	LAB	2,078	Langleben, Adam	LAB	1,794
Trevethan, Amy Ms.	LAB	1,950	Kay, Devra Ms.	LAB	1,769
Roberts, Tim	LAB	1,889	Slocombe, Agnes C. Ms.*	LAB	1,747
Barton, James	CON	1,637	Hettiarachchi, Saira	CON	1,488
Quigley-Turner, Rowan	CON	1,429	Mann, Brian	CON	1,459
Subramaniam, Michael	CON	1,264	Sodha, Ansuya*	CON	1,357
Baskin, John J.	UKIP	1,016	Murray-Leonard, Adrian P.	UKIP	445
Laughton, Dawn	GRE	550	Samuel, Ben	GRE	307
Theodorou, Gina Ms.	GRE	525	Bunting, Sara H. Ms.	GRE	300
Natelson, Solomon O.	GRE	344	Green, Miriam R. Ms.	GRE	292
Gilbert, Alexander L.	LD	232	Emery, Pearl E.	LD	172
Manalo, Maria C. Ms.	LD	170	Emery, James H.	LD	163
Stern, Jonty	LD	162	Ive, David	LD	163
			Woodhouse		
			Turnout 41.9%		
			<i>No change</i>		
			Hutton, Anne C. Ms.*	LAB	2,348
			Cooke, Geof*	LAB	2,287
			Schneiderman, Alan*	LAB	2,067
			Higgins, Mark E.	CON	1,442
			Depala, Mukesh H.	CON	1,350
			Alam, Nurul	CON	1,318
			Burstein, Diane Ms.	GRE	604
			Khan, Karl	UKIP	551
			Burns, David H.	GRE	543
			Vaswani, Gardi	GRE	471
			Murphy, Ian V.	LD	218
			Mckinnell, Pauline A. Ms.	LD	211
			Smith, Lisa M. Ms.	LD	193

By-elections**East Finchley***12 April 2012*

Mitra, Arjun	LAB	2,117
Gupta, Anshul	CON	543
Gibson, Jane Ms.	LD	461

*Resignation of McNeil, Andrew R. (LAB)***Brunswick Park***31 May 2012**LAB gain from CON*

Ioannidis, Andreas	LAB	1,769
Mahmood, Shaheen K.	CON	1,598
Kiingi, Yahaya D.	LD	97

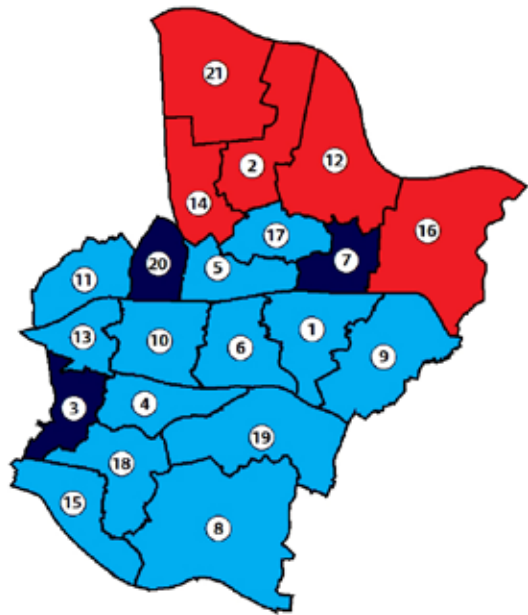
Death of Hillan, Lynne Ms. (CON)

Bexley

Conservative administration

1 Barnehurst	11 East Wickham
2 Belvedere	12 Erith
3 Blackfen and Lamorbey	13 Falconwood and Welling
4 Blendon and Penhill	14 Lesnes Abbey
5 Brampton	15 Longlands
6 Christchurch	16 North End
7 Colyers	17 Northumberland Heath
8 Crayford	18 Sidcup
9 Cray Meadows	19 St. Mary's
10 Danson Park	20 St. Michael's
	21 Thamesmead East

■	Conservative
■	Labour
■	UKIP



State of the parties, 1964-2014

	CON	LAB	LD	other	total
22.5.14	45	15	-	3	63
6.5.10	52	11	-	-	63
4.5.06	54	9	-	-	63
2.5.02	30	32	1	-	63
7.5.98	32	24	6	-	62
5.5.94	24	24	14	-	62
3.5.90	35	18	9	-	62
8.5.86	36	15	11	-	62
6.5.82	41	14	7	-	62
4.5.78	43	18	-	1	62
4.5.74	37	22	-	-	59
13.5.71	24	32	-	-	56
9.5.68	55	-	-	1	56
7.5.64	17	39	-	-	56

% share of the poll, 1964-2014

	% poll	CON	LAB	LD	other
22.5.14	39.6	37.6	25.3	2.7	34.4
6.5.10	66.9	42.7	23.8	13.3	20.3
4.5.06	42.3	49.9	24.4	11.8	13.9
2.5.02	35.9	41.8	33.0	14.7	10.6
7.5.98	35.8	41.1	39.7	18.6	0.6
5.5.94	49.6	38.0	36.4	24.7	0.8
3.5.90	50.1	47.2	36.3	12.7	3.9
8.5.86	46.4	43.4	29.5	26.6	0.5
6.5.82	45.4	50.5	23.8	25.5	0.2
4.5.78	46.3	51.5	39.1	5.9	3.5
4.5.74	41.4	49.8	38.3	11.8	0.1
13.5.71	46.6	43.9	52.9	2.9	0.4
9.5.68	48.0	65.2	28.4	3.9	2.5
7.5.64	47.1	37.4	49.3	11.8	1.5

General statistics

		Bexley	London
Electorate	May 2014	179,050	5,878,824
	May 2010	173,715	5,689,223
Resident population aged 18 and over	Mid 2014	180,000	6,597,100
	Mid 2010	177,400	6,318,000
Estimated % unemployed	2013/14	7.7	8.2
	2009/10	8.2	9.1
Band 'D' council tax	May 2014	£1,432	£1,302
	May 2010	£1,438	£1,309

% share of the poll

	Date	%poll	CON	LAB	LD	GRE	BNP	UKIP	IND	REA	Others
Barnehurst	22.5.14	42.3	43.6	19.8	-	-	2.7	33.8	-	-	-
	6.5.10	69.9	42.8	16.7	12.8	-	10.1	10.5	-	-	7.1
Belvedere	22.5.14	38.8	22.3	37.8	-	-	8.4	29.0	-	-	2.5
	6.5.10	62.3	37.3	39.4	-	-	12.6	-	-	-	10.6
Blackfen and Lamorbey	22.5.14	41.6	30.2	11.9	3.7	-	7.0	30.0	17.2	-	-
	6.5.10	70.0	47.7	16.5	14.1	-	11.5	-	-	-	10.2
Blendon and Penhill	22.5.14	41.2	43.0	15.7	-	-	9.6	31.7	-	-	-
	6.5.10	71.6	49.9	16.3	14.0	-	10.4	-	-	-	9.4
Brampton	22.5.14	45.5	45.6	18.6	-	-	6.2	29.6	-	-	-
	6.5.10	74.7	46.9	19.0	15.2	-	8.6	10.3	-	-	-
Christchurch	22.5.14	39.6	40.0	20.0	4.9	-	6.4	28.8	-	-	-
	6.5.10	68.9	47.5	18.4	23.0	-	11.1	-	-	-	-
Colyers	22.5.14	40.3	29.7	25.3	-	-	10.4	30.1	-	-	4.6
	6.5.10	61.6	37.7	29.0	12.9	-	12.7	-	-	-	7.7
Crayford	22.5.14	37.6	47.0	36.4	-	-	16.6	-	-	-	-
	6.5.10	64.3	36.6	25.2	17.2	-	11.7	-	-	-	9.3
Cray Meadows	22.5.14	36.3	37.3	19.1	4.5	-	7.2	28.3	-	-	3.6
	6.5.10	64.1	45.3	17.8	17.2	-	10.9	-	-	-	8.8
Danson Park	22.5.14	39.2	39.7	18.7	5.6	-	7.7	28.4	-	-	-
	6.5.10	67.6	47.0	17.1	15.3	-	10.1	10.6	-	-	-
East Wickham	22.5.14	40.0	35.0	22.7	4.9	-	9.1	28.3	-	-	-
	6.5.10	68.3	41.0	23.9	13.5	-	21.6	-	-	-	-
Erith	22.5.14	35.6	22.3	39.4	-	-	9.5	28.9	-	-	-
	6.5.10	59.2	32.8	39.4	17.3	-	10.6	-	-	-	-
Falconwood and Welling	22.5.14	42.6	36.9	18.4	5.4	-	9.4	29.9	-	-	-
	6.5.10	71.1	47.1	20.3	13.1	-	9.9	9.6	-	-	-
Lesnes Abbey	22.5.14	42.2	28.5	35.8	-	-	7.1	28.6	-	-	-
	6.5.10	65.9	40.6	36.5	-	-	12.1	-	-	-	10.9
Longlands	22.5.14	39.7	44.4	19.0	7.0	-	-	29.6	-	-	-
	6.5.10	69.3	46.5	14.5	16.9	7.8	7.9	-	6.4	-	-
North End	22.5.14	33.3	25.6	46.1	-	12.7	15.6	-	-	-	-
	6.5.10	57.5	29.2	43.5	14.7	-	12.6	-	-	-	-
Northumberland Heath	22.5.14	42.1	47.9	31.9	7.7	-	12.5	-	-	-	-
	6.5.10	69.5	42.7	24.0	15.9	-	10.2	-	-	-	7.2
St. Mary's	22.5.14	42.9	60.9	16.7	4.9	9.6	7.9	-	-	-	-
	6.5.10	74.5	56.3	14.3	14.4	6.6	8.5	-	-	-	-
St. Michael's	22.5.14	37.9	33.9	20.9	-	-	10.9	34.2	-	-	-
	6.5.10	69.5	41.9	23.2	12.2	-	13.4	-	-	-	9.3
Sidcup	22.5.14	40.6	43.5	14.6	5.3	12.1	4.1	20.4	-	-	-
	6.5.10	71.1	46.5	14.2	15.5	9.8	6.8	-	-	-	7.2
Thamesmead East	22.5.14	32.8	28.3	71.7	-	-	-	-	-	-	-
	6.5.10	53.4	22.7	45.2	-	-	11.3	-	15.4	-	5.4

Results**Barnehurst****Turnout 42.3%***No change*

Marriner, Howard C.*	CON	1,463
Pallen, Eileen P. Ms.	CON	1,427
Hurt, David R.*	CON	1,424
Ferro, Mike	UKIP	1,153
Thomas, Barrie R.	UKIP	1,125
Buttar, Harry	UKIP	1,065
Murphy, Matthew J.	LAB	671
Brown, Ron	LAB	655
Turner, Pauline Ms.	LAB	634
Hulme, Paul	BNP	89

Belvedere**Turnout 38.8%***1 LAB gain from CON*

Francis, Daniel	LAB	1,546
Macdonald, Gillian L. Ms.*	LAB	1,506
Newman, Sean B.*	LAB	1,358
Reilly, Catherine Ms.	UKIP	1,130
Vick, Shirley J. Ms.	CON	903
Bhogal, Amandeep S.	CON	862
Bhogal, Pardeep K. Ms.	CON	838
Haslam, Brian	BNP	328
Cordle, Sid	CPA	143
Ogunyemi, Toyin Ms.	CPA	78
Ogunyemi, Joel A.	CPA	72

Blackfen and Lamorbey**Turnout 41.6%***1 UKIP gain from CON*

Beckwith, Brian G.	CON	1,304
Craske, Peter H.	CON	1,270
Smith, Lynn Ms.	UKIP	1,225
Taylor, Chris	CON	1,123
Barnbrook, Michael J.	IND	884
Bryant, Elwyn J.	IND	645
Dowling, Nicholas J.	IND	575
Jackson, Judith E. Ms.	LAB	515
Dalton, David R.	LAB	473
Mccartney, Mick	LAB	465
Wait, Chris	BNP	287
Hurren, Paul W.	LD	151

Blendon and Penhill**Turnout 41.2%***No change*

Hall, Steven F.	CON	1,805
D'Amiral, Graham M.	CON	1,761
O'Hare, Nick	CON	1,672
Harradine, Martin B.	UKIP	1,289
Prior, Dave	LAB	714
Slater, Gerda Ms.	LAB	621
Slater, Stuart R.	LAB	574
Bradley, Erin Ms.	BNP	390

Brampton**Turnout 45.5%***No change*

O'Neill, Teresa A. J. Ms.*	CON	2,052
Camsey, Sybil Ms.*	CON	2,040
Wilkinson, John*	CON	1,821
Dunford, John	UKIP	1,280
O'Neill, Margaret A. Ms.	LAB	874
O'Neill, Michael C. F.	LAB	810
O'Neill, Paul	LAB	726
Slaughter, Maureen A. A. Ms.	BNP	268

Christchurch**Turnout 39.6%***No change*

Ashmole, Roy F.*	CON	1,542
Fuller, John P.	CON	1,541
Smith, Brad*	CON	1,461
Millward, Rick	UKIP	1,090
Davies, Eric	LAB	859
Steedman, Kathy Ms.	LAB	757
West, Peter J.	LAB	650
Hall, David J.	LD	267
Scott, Ben	BNP	241
Tank, Suleyman	LD	158
Tosun, Fikret	LD	130

Colyers**Turnout 40.3%***1 UKIP gain from CON*

Bishop, Brian J.*	CON	1,223
McGannon, Mac	UKIP	1,112
Fothergill, Maxine P. Ms.*	CON	1,111
Smith, Andy	LAB	995
Lucking, Conor C.	CON	963
Mehmet, Ibby	LAB	915
Okuleye, Tosin Ms.	LAB	896
Finch, Peter R.	BNP	383
Juby, Richard W.	TUSC	169

Crayford	Turnout 37.6%		East Wickham	Turnout 40.0%	
<i>No change</i>			<i>No change</i>		
Bishop, Christine F. Ms.	CON	1,575	Catterall, Christine Ms.	CON	1,334
Lucia-Hennis, Geraldene A. Ms.*	CON	1,547	Hunt, James*	CON	1,238
Davey, John	CON	1,466	Munur, Cafer	CON	1,070
Shepherd, John D.	LAB	1,266	Comley, Rob	UKIP	1,020
Chase, Alexis Ms.	LAB	1,161	Fennelly, John P.	UKIP	944
Perfect, Wendy J. Ms.	LAB	1,126	Banks, Ronnie	LAB	823
James, Stephen A.	BNP	539	Daniels, Denis A.	LAB	776
			Malt, Sylvia Ms.	LAB	765
			Jones, Michael	BNP	381
			Finch, Nicola Ms.	BNP	346
			Mccoy, Jaymie	BNP	216
			Sexton, David F.	LD	170
Cray Meadows	Turnout 36.3%		Erith	Turnout 35.6%	
<i>No change</i>			<i>No change</i>		
Bacon, Cheryl Ms.*	CON	1,464	Boateng, Edward*	LAB	1,430
Downing, Ross Ms.*	CON	1,312	Ferreira, Joe	LAB	1,393
Massey, Donald*	CON	1,287	Oppong-Asare, Abena Ms.	LAB	1,208
Reader, Steve	UKIP	1,029	Forster, Keith W.	UKIP	987
Watkins, Luke	LAB	737	Clement, Megan Ms.	CON	834
Riviere, Lareo	LAB	708	Oliver, Therese M. Ms.	CON	813
Hashemzade, Ailar	LAB	636	Femi-Adedayo, Tosin	CON	634
Brooks, John	BNP	262	Howard, Robert D.	BNP	323
Albakri, Jawharah Q.	LD	164			
Williams, Laurence	CPA	132			
Danson Park	Turnout 39.2%		Falconwood and Welling	Turnout 42.6%	
<i>No change</i>			<i>No change</i>		
Bailey, Linda J. Ms.*	CON	1,668	Betts, Nigel	CON	1,770
Massey, Sharon M. Ms.*	CON	1,493	Clark, Val Ms.	CON	1,498
Waters, John*	CON	1,425	French, Louie T.	CON	1,445
Clarke, Malcom F.	UKIP	1,094	Perrin, Pamela M. Ms	UKIP	1,271
Ball, Pat Ms.	LAB	792	Ball, Dennis J.	LAB	816
Browning, John	LAB	731	Perfect, Stephen E.	LAB	812
Scutt, Alan	LAB	645	Choda, Josephine E.	LAB	720
Slaughter, Ronald A.	BNP	295	Dobson, Jimmy	BNP	398
Kelly, Robin P.	LD	215	Lockington, Betty M. Ms.	LD	231

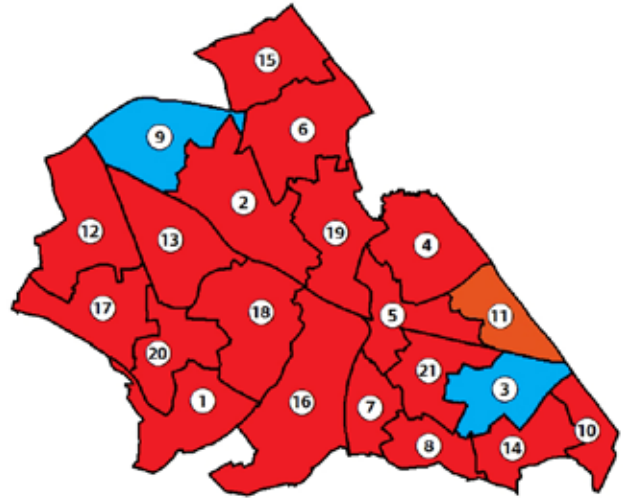
Lesnes Abbey		Turnout 42.2%	St. Mary's		Turnout 42.9%
<i>3 LAB gain from CON</i>			<i>No change</i>		
Hackett, Danny	LAB	1,454	Downing, Alan	CON	2,181
Amaning, Esther Ms.	LAB	1,409	Tandy, Colin	CON	2,112
Husband, John	LAB	1,402	Sawyer, Alex	CON	1,963
Allon, Kerry M.	CON	1,181	Briant, Donna Ms.	LAB	625
Attard, Chris	UKIP	1,137	Carter, Pamela D. Ms.	LAB	576
Anderson, Elizabeth M. Ms.	CON	1,131	Rooks, Jonathan S.	GRE	323
Allen, Keima Ms.	CON	1,084	Justham, Bernard C.	LAB	510
Bussey, Carl	BNP	284	Carter, Stuart P.	GRE	356
			Moran, Derek J.	GRE	312
			Bryant, Mark	BNP	271
			Nurse, Angela D. Ms.	LD	179
			Basaran, Shule A.	LD	162
			Nicolle, David J.	LD	158
Longlands		Turnout 39.7%	St. Michael's		Turnout 37.9%
<i>No change</i>			<i>1 UKIP gain from CON</i>		
Bacon, Gareth A.*	CON	1,754	Newton, Caroline Ms.	CON	1,352
Leaf, David	CON	1,577	Pollard, Joe	CON	1,314
Dourmough, Andy	CON	1,394	Beazley, Chris	UKIP	1,280
Ebdon, Nick	UKIP	1,050	Sams, Ray	CON	1,140
Dakshy, Ana	LAB	712	Deadman, Cathy Ms.	LAB	857
Harrod, Bryan J.	LAB	666	Steedman, Derek C.	LAB	769
Moran, Bryan	LAB	643	Mckenzie, Steven W.	LAB	720
Jaques, Michael R.	LD	279	Picton, Laurence	BNP	407
Spaull, Maurea Ms.	LD	220			
North End		Turnout 33.3%	Sidcup		Turnout 40.6%
<i>No change</i>			<i>No change</i>		
Langstead, Brenda M. Ms.*	LAB	1,267	Leitch, Rob	CON	1,925
Deadman, Alan*	LAB	1,178	Beckwith, Aileen M. Ms.*	CON	1,921
Borella, Stef*	LAB	1,174	Slaughter, June E. Ms.*	CON	1,887
Tugwell, Christopher P.	CON	700	Burnell, Colin R.	UKIP	897
Taiwo, Lydia Ms.	CON	691	Holman, Jonathan	LAB	691
Ibelgauptas, Slava	CON	620	Kelsey, Tonya Ms.	LAB	657
Horne, Mark	BNP	407	Smith, Peter R.	LAB	570
Chaise, Sophie N. Ms.	GRE	352	Bates, Jacqueline L. Ms.	GRE	530
Newton, Sarah E. Ms.	GRE	331	Adetola, Abiodun O.	LD	233
Whittaker, Isobel Ms.	GRE	315	Money, Lucy A. Ms.	BNP	181
Northumberland Heath		Turnout 42.1%	Thamesmead East		Turnout 32.8%
<i>No change</i>			<i>No change</i>		
Reader, Peter R. M.*	CON	1,779	Begho, Derry Ms.	LAB	1,731
Read, Philip*	CON	1,773	Ogundayo, Mabel D. Ms.	LAB	1,693
Seymour, Melvin N.	CON	1,554	Ezenwata, Endy	LAB	1,687
Mclennan, Olivia Ms.	LAB	1,186	Reader, Irene P. Ms.	CON	719
Gill, Baljeet S.	LAB	1,155	Read, Natalie	CON	667
Nicholls, Timothy J.	LAB	1,062	Sudds, Diana Ms.	CON	633
Carver, Paul	BNP	444			
Bargery, Paul A.	LD	273			

Brent

Labour administration

- | | |
|---------------------------|---------------------------|
| 1 Alperton | 12 Northwick Park |
| 2 Barnhill | 13 Preston |
| 3 Brondesbury Park | 14 Queens Park |
| 4 Dollis Hill | 15 Queensbury |
| 5 Dudden Hill | 16 Stonebridge |
| 6 Fryent | 17 Sudbury |
| 7 Harlesden | 18 Tokington |
| 8 Kensal Green | 19 Welsh Harp |
| 9 Kenton | 20 Wembley Central |
| 10 Kilburn | 21 Willesden Green |
| 11 Mapesbury | |

	Conservative
	Labour
	Labour/Liberal Democrat



State of the parties, 1964-2014

	CON	LAB	LD	other	total
22.5.14	6	56	1	-	63
6.5.10	6	40	17	-	63
4.5.06	15	21	27	-	63
2.5.02	19	35	9	-	63
7.5.98	19	43	4	-	66
5.5.94	33	28	5	-	66
3.5.90	31	29	6	-	66
8.5.86	20	43	3	-	66
6.5.82	30	33	3	-	66
4.5.78	27	39	-	-	66
4.5.74	25	35	-	-	60
13.5.71	22	38	-	-	60
9.5.68	49	11	-	-	60
7.5.64	26	34	-	-	60

% share of the poll, 1964-2014

	% poll	CON	LAB	LD	other
22.5.14	36.3	20.1	47.6	16.4	16.0
6.5.10	60.1	21.8	41.8	29.5	6.9
4.5.06	37.3	27.6	34.3	27.1	11.0
2.5.02	30.2	33.2	42.0	16.5	8.4
7.5.98	36.9	35.5	47.3	14.0	3.2
5.5.94	48.3	42.8	40.1	14.0	3.2
3.5.90	42.9	43.9	39.2	13.6	3.3
8.5.86	44.1	35.9	46.1	17.6	0.3
6.5.82	46.2	42.1	36.1	21.6	0.1
4.5.78	47.6	47.5	47.3	2.5	2.7
4.5.74	35.0	44.5	44.5	8.0	3.0
13.5.71	39.7	39.1	57.5	2.5	0.9
9.5.68	37.5	65.7	28.2	4.7	1.4
7.5.64	36.1	43.4	43.6	11.9	1.1

General statistics

		Brent	London
Electorate	May 2014	217,118	5,878,824
	May 2010	203,640	5,689,223
Resident population aged 18 and over	Mid 2014	245,900	6,597,100
	Mid 2010	239,500	6,318,000
Estimated % unemployed	2013/14	9.4	8.2
	2009/10	9.9	9.1
Band 'D' council tax	May 2014	£1,362	£1,302
	May 2010	£1,369	£1,309

% share of the poll

	Date	%poll	CON	LAB	LD	GRE	BNP	UKIP	IND	REA	Others
Alperton	22.5.14	45.9	10.9	48.4	34.0	6.8	-	-	-	-	-
	6.5.10	65.0	15.2	37.9	41.0	3.8	-	-	2.1	-	-
Barnhill	22.5.14	32.1	26.2	54.3	6.8	9.0	-	-	3.7	-	-
	3.5.12	38.0	28.6	56.5	-	11.1	-	-	3.8	-	-
	6.5.10	57.5	33.7	44.4	15.7	6.3	-	-	-	-	-
Brondesbury Park	22.5.14	36.5	40.0	29.1	15.0	15.9	-	-	-	-	-
	6.5.10	61.8	25.2	24.4	43.2	7.2	-	-	-	-	-
Dollis Hill	22.5.14	43.7	12.4	44.8	35.0	7.8	-	-	-	-	-
	22.3.12	30.0	5.4	45.1	46.5	3.0	-	-	-	-	-
	6.5.10	59.8	16.9	38.4	40.8	3.9	-	-	-	-	-
Dudden Hill	22.5.14	41.1	9.6	44.6	23.3	12.4	-	6.7	-	-	3.3
	6.5.10	58.9	13.8	40.6	39.3	6.2	-	-	-	-	-
Fryent	22.5.14	34.8	24.8	56.7	6.0	12.5	-	-	-	-	-
	6.5.10	61.5	26.7	49.3	15.5	5.4	3.1	-	-	-	-
Harlesden	22.5.14	30.2	7.6	59.5	9.4	13.2	-	-	-	-	10.3
	6.5.10	54.8	7.8	60.0	26.1	6.2	-	-	-	-	-
Kensal Green	22.5.14	33.1	11.3	54.6	15.2	19.0	-	-	-	-	-
	6.5.10	58.1	11.8	38.6	31.4	9.4	-	-	8.7	-	-
Kenton	22.5.14	35.6	53.0	31.5	5.0	10.5	-	-	-	-	-
	17.2.11	26.0	44.1	37.7	7.4	3.1	-	-	7.7	-	-
	6.5.10	66.5	46.3	34.7	14.4	4.6	-	-	-	-	-
Kilburn	22.5.14	32.3	13.5	52.7	9.7	18.5	-	-	-	-	5.6
	6.5.10	59.2	15.7	45.4	29.8	9.1	-	-	-	-	-
Mapesbury	22.5.14	35.0	11.5	35.6	31.8	21.1	-	-	-	-	-
	6.5.10	58.2	18.2	32.2	39.1	10.5	-	-	-	-	-
Northwick Park	22.5.14	37.5	42.6	45.3	4.8	7.3	-	-	-	-	-
	6.5.10	60.7	39.0	36.7	19.0	5.3	-	-	-	-	-
Preston	22.5.14	35.7	33.7	40.5	5.9	7.8	-	8.5	-	-	3.6
	6.5.10	59.5	36.6	42.7	16.2	4.5	-	-	-	-	-
Queens Park	22.5.14	34.0	19.0	44.6	16.1	20.2	-	-	-	-	-
	6.5.10	64.3	21.7	34.8	33.8	9.7	-	-	-	-	-
Queensbury	22.5.14	40.5	36.6	43.1	4.4	7.0	-	8.9	-	-	-
	6.5.10	63.8	32.7	46.4	15.5	5.4	-	-	-	-	-
Stonebridge	22.5.14	32.6	8.7	73.0	9.9	8.4	-	-	-	-	-
	6.5.10	57.2	8.7	59.8	26.9	4.6	-	-	-	-	-
Sudbury	22.5.14	41.5	10.9	44.0	34.3	7.1	-	-	3.7	-	-
	6.5.10	59.2	16.2	39.3	40.6	3.9	-	-	-	-	-
Tokyington	22.5.14	32.4	19.0	57.9	11.6	11.6	-	-	-	-	-
	6.5.10	60.3	14.7	48.1	33.9	3.2	-	-	-	-	-
Welsh Harp	22.5.14	34.8	17.8	51.5	7.5	10.2	-	13.0	-	-	-
	6.5.10	58.7	19.9	42.8	30.4	6.9	-	-	-	-	-
Wembley Central	22.5.14	38.8	11.2	47.7	34.3	6.8	-	-	-	-	-
	22.12.11	27.6	12.0	48.3	35.2	4.5	-	-	-	-	-
	6.5.10	62.3	18.7	42.8	35.4	3.1	-	-	-	-	-
Willesden Green	22.5.14	34.1	7.1	42.7	13.7	14.0	-	-	-	-	22.5
	6.5.10	54.1	10.5	38.5	41.4	9.6	-	-	-	-	-

Results

Alperton			Turnout 45.9%		Dollis Hill			Turnout 43.7%	
<i>2 LAB gains from LD</i>					<i>3 LAB gains from LD</i>				
Allie, James*	LAB	2,370	Ahmed, Parvez	LAB	1,715				
Patel, Mili Ms.	LAB	2,309	Mahmood, Arshad	LAB	1,669				
Chohan, Bhagwanji H.*	LAB	2,305	Dixon, Liz Ms.	LAB	1,566				
Brown, Daniel E.*	LD	1,691	Hopkins, Alison F. Ms.*	LD	1,515				
Patel, Trusha	LD	1,669	Melia, Alex L.	LD	1,175				
Ahmed, Samira S.	LD	1,553	Anwar, Mohammad	LD	1,172				
Chowdhury, Shamim A.	CON	612	Mehmood, Rbee	CON	536				
Mistry, Ramila	CON	506	Prajapati, Suresh	CON	442				
Soames, Gerald H.	CON	452	Sachdev, Gopal	CON	393				
Akram, Yusuf	GRE	325	Murry, Pete	GRE	288				
Barnhill			Turnout 32.1%		Dudden Hill			Turnout 41.1%	
<i>No change</i>					<i>1 LAB gain from LD</i>				
Marquis, Sarah-Louise L. Ms.	LAB	2,055	Choudry, Aslam*	LAB	2,051				
Choudhary, Shafique*	LAB	2,010	Long, Janice E. Ms.	LAB	1,895				
Pavey, Michael J. C.*	LAB	1,988	Hirani, Krupesh J.*	LAB	1,851				
Kotecha, Janu	CON	1,023	Georgiou, Anton	LD	1,107				
Pindoria, Kanta R.	CON	983	Sisson, Richard H.	LD	961				
Mahmoodi, Jahan	CON	911	Cam, Costel	LD	957				
Brown, Karen M. C. Ms.	LD	352	Aspis, Simone	GRE	538				
Dunmall, Giovanna Ms.	GRE	335	Baker, Theresa M. Ms.	CON	471				
Barratt, Christine A. Ms.	LD	233	Patel, Sanjay	CON	389				
Thomson, Bruce	LD	174	Sayers, Jane Ms.	CON	385				
Jeffers, Eclena	IND	139	Vockrodt, Heino	UKIP	292				
			De Andrade, Sandra Ms.	TUSC	144				
Brondesbury Park			Turnout 36.5%		Fryent			Turnout 34.8%	
<i>3 CON gains from LD</i>					<i>No change</i>				
Shaw, Carol Ms.*	CON	1,634	Crane, George E.*	LAB	2,043				
Davidson, Joel	CON	1,162	Moher, Ruth E. Ms.*	LAB	1,993				
Warren, John	CON	1,118	Tatler, Shama S. Ms.	LAB	1,708				
Adeyeye, Michael A.	LAB	993	Lakhani, Amit	CON	916				
Lister, David	LAB	939	Iqbal, Mick	CON	845				
Hoad, Terry	LAB	919	Panchal, Bhavisha	CON	746				
Cheese, Barry J.*	LD	630	Mccarthy, Claire Ms.	GRE	422				
Shamon, Rai	GRE	520	Cam, Beatrice E. Ms.	LD	301				
Cummins, Mark*	LD	451	Patel, Arvind	LD	208				
O'Neill, Maurice	LD	388	Sharma, Murari P.	LD	96				

Harlesden	Turnout 30.2%		Kilburn	Turnout 32.3%	
<i>No change</i>			<i>No change</i>		
Eniola, Aisha	LAB	2,160	Duffy, John F.	LAB	2,162
Mcleish, Lloyd	LAB	2,031	Conneely, Rita L. Ms.	LAB	2,147
Thomas, Bobby	LAB	2,017	Oladapo, Tayo*	LAB	1,965
Erskine, Simon	GRE	459	Belazka, Nas	GRE	733
Motley, William M.	LD	387	Jones, Matt	CON	582
Boyle, John	TUSC	359	Brockbank, Louie	CON	517
Fowler, Paul E.	LD	313	Gallagher, Chris	CON	512
Whittle, Philip L.	LD	283	Ayres, Diana Ms.	LD	470
Camadoo, Brindanand D.	CON	276	Avlonitis, George	LD	361
Prajapati, Arthi	CON	270	Round, Edward	LD	321
Rabadia, Vijaya K.	CON	249	Counihan-Sanchez, Izzie Ms.	TUSC	224
Kensal Green	Turnout 33.1%		Mapesbury	Turnout 35.0%	
<i>No change</i>			<i>2 LAB gains from LD</i>		
Hector, Claudia Ms.*	LAB	1,819	Colacicco, Lia Ms.	LAB	1,402
Filson, Dan	LAB	1,808	Shahzad, Ahmad	LAB	1,278
Kelcher, Matt	LAB	1,730	Carr, Helen G. Ms.	LD	1,257
Ibbotson, Sally Ms.	GRE	621	Moloney, Columbus	LAB	1,241
James, Heather M. Ms.	LD	510	Edgeworth, Paul J.	LD	1,179
Sutherland, Deborah M. Ms.	LD	502	Keith, Lauren Ms.	LD	1,067
Biggins, Callum J.	LD	481	Bartle, Scott	GRE	776
Doku, Michael	CON	394	Joseph, Bertha J. Ms.	CON	445
Rice, Pamela Ms.	CON	382	Mcgowan, William B.	CON	416
Poku, Josephine C. Ms.	CON	330	Ahmedali, Samer	CON	408
Kenton	Turnout 35.6%		Northwick Park	Turnout 37.5%	
<i>No change</i>			<i>2 LAB gains from CON</i>		
Kansagra, Suresh L.*	CON	1,798	Perrin, Keith	LAB	1,694
Colwill, Reg*	CON	1,796	Mclennan, Margaret A. Ms.*	LAB	1,616
Patel, Bhiku M.*	CON	1,669	Murray, Joshua A. M.	LAB	1,599
Alam, Syed	LAB	1,139	Devani, Kishan	CON	1,579
Hodgetts, Lewis	LAB	1,040	Detre, John T. J.	CON	1,550
Ahmed, Nadhim	LAB	946	Patel, Harihar*	CON	1,493
Allen, Graham	GRE	348	Kaltman, Mimi Ms.	GRE	263
Steele, Violet M. Ms.	LD	221	Conduit, Gillian M. Ms.	LD	219
Williamson, Vivienne R. Ms.	LD	153	Robb, Janet P. Ms.	LD	171
Tomsone, Leva	LD	125	Raingold, Freda	LD	136

Preston			Turnout 35.7%			Stonebridge			Turnout 32.6%		
<i>1 LAB gain from CON</i>						<i>No change</i>					
Bradley, Matthew	LAB	1,712	Khan, Sabina Ms.	LAB	2,638						
Harrison, Patricia Ms.*	LAB	1,671	Ezeajughi, Ernest N.	LAB	2,522						
Hossain, Jean Ms.*	LAB	1,549	Kalwala, Zaffar V.	LAB	2,386						
Patel, Harshadbhai*	CON	1,428	Lake, Susan Ms.	LD	406						
Maurice, Michael	CON	1,339	Macarthur, Donald N.	LD	356						
Patel, Monica Ms.	CON	1,334	Jafferli, Summer	CON	331						
Deen, Jeffrey H.	UKIP	345	Patel, Rohit N.	CON	317						
Erskine, May	GRE	317	Orr, Brian	GRE	289						
Barker, Eileen V. Ms.	LD	260	Shah, Dineshkumar S.	LD	260						
Bunce-Linsell, Jacqueline A. Ms.	LD	245	Rabadia, Pritul	CON	252						
Johnson, David C.	LD	211									
Summers, Paul	TUSC	148									
			Sudbury			Turnout 41.5%					
<i>1 LAB gain from LD</i>			<i>2 LAB gains from LD</i>								
Queens Park	Turnout 34.0%		Daly, Mary Ms.*	LAB	2,038						
Denselow, James*	LAB	1,727	Hoda-Benn, Aisha S.	LAB	1,862						
Nerva, Neil B.	LAB	1,650	Aden, Abdi	LAB	1,810						
Southwood, Eleanor Ms.	LAB	1,587	Lorber, Paul*	LD	1,651						
Powers, Jennifer Ms.	CON	784	Shah, Deven I.	LD	1,431						
Freed, Alex	GRE	750	Wharton, Bob	LD	1,379						
Bonham-Carter, Virginia L. Ms.	LD	723	Bhardwaj, Jessica Ms.	CON	549						
Rosse, Shaun	CON	708	Owen, Lewis	CON	460						
Alawiye, Abdul	CON	624	Haque, Badrul	CON	407						
Thomas, Isabella Ms.	LD	549	Patel, Manish*	GRE	309						
Bertulis-Fernandes, Jonathan J.	LD	520	Chambers, Toby J.	IND	159						
			Tokyngton			Turnout 32.4%					
<i>No change</i>			<i>No change</i>								
Queensbury	Turnout 40.5%		Butt, Muhammed A.*	LAB	2,247						
Kabir, Sandra Ms.*	LAB	2,114	Sheth, Ketan*	LAB	2,143						
Patel, Ramesh*	LAB	2,022	Hylton, Orleen	LAB	1,990						
Naheerathan, Kana*	LAB	1,981	Desai, Jimmy	CON	816						
Mistry, Kanta	CON	1,877	Seaton-Brown, Jennifer Ms.	CON	701						
Mehta, Snehal	CON	1,669	Uddin, Mesbah	CON	573						
Patel, Jayanti	CON	1,644	Bhudia, Vijya P.	LD	502						
Cameron, Barry N.	UKIP	421	Akram, Khalid	GRE	425						
Biloum, Adlen	GRE	332	Hirani, Chunilal K.	LD	406						
Brown, Valerie L. Ms.	LD	252	Hasani, Naim	LD	369						
Lewis, John D.	LD	209									
Cruickshank, Peggy J. Ms.	LD	170									

Welsh Harp			Turnout 34.8%		Willesden Green			Turnout 34.1%	
<i>No change</i>					<i>2 LAB gains from LD</i>				
Mashari, Roxanne Ms.*	LAB	1,833	Jones, Lesley A. Ms.*	LAB	1,730	Collier, Bernard J. F.	LAB	1,628	
Agha, Amer	LAB	1,831	Miller, Tom	LAB	1,446	Drab, Sylvia M. Ms.	CON	690	Colas, Alex
Farah, Harbi	LAB	1,653	Drab, Sylvia M. Ms.	CON	690	Lacey, Richard A.	CON	601	Deedat, Omar
Drab, Sylvia M. Ms.	CON	690	Lacey, Richard A.	CON	601	Alghoul, Mohammed	CON	547	Francis, Martin
Lacey, Richard A.	CON	601	Alghoul, Mohammed	CON	547	Hussain, Syed I.	UKIP	447	Ali, Shahrar
Alghoul, Mohammed	CON	547	Hussain, Syed I.	UKIP	447	Hassan, Jafar	GRE	351	Jahangir, Ibrahim
Hussain, Syed I.	UKIP	447	Hassan, Jafar	GRE	351	Ratnayake, Patricia Ms.	LD	334	Wijesuriya, Mayanthie
Hassan, Jafar	GRE	351	Ratnayake, Patricia Ms.	LD	334	Tchiquina, Mario P.	LD	220	Padro, Joan E. Ms.
Jahangir, Ibrahim	LD	480	Tchiquina, Mario P.	LD	220	Thiessen, Ulla U.	LD	219	Chowdhury, Shahin
Wijesuriya, Mayanthie	LD	425	Thiessen, Ulla U.	LD	219				Jawad, Ali M. A.
LD									CON
CON									281
CON									267
CON									251
Wembley Central			Turnout 38.8%						
<i>No change</i>									
Sheth, Krupa*	LAB	2,228							
Murray, Wilhelmina M. Ms.	LAB	1,990							
Stopp, Sam	LAB	1,726							
Patel, Jyotshna	LD	1,571							
Kataria, Dhiraj	LD	1,400							
Bessong, Daniel A.	LD	1,300							
Senthilnathan, Abirami	CON	525							
Ahmed, Mohammed F.	CON	470							
Shaikh, Mohammed E.	CON	402							
Csontos, Kolos	GRE	282							

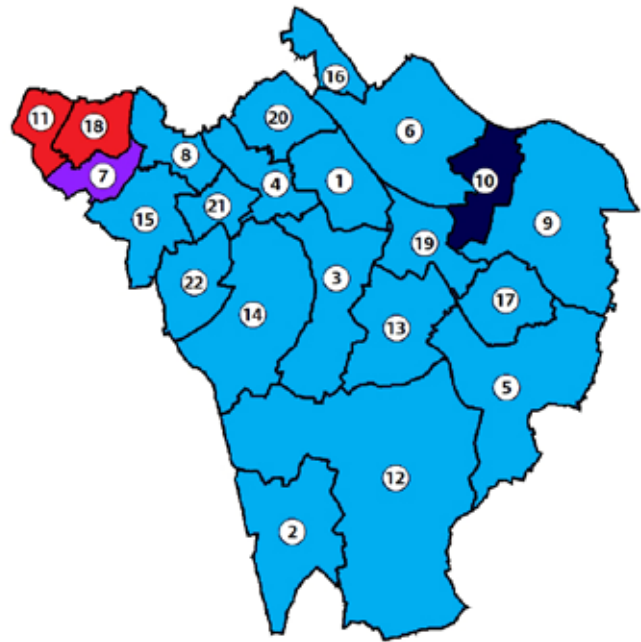
By-elections

Kenton			Turnout 26.0%		Dollis Hill			Turnout 30.0%	
<i>17 February 2011</i>			<i>No change</i>		<i>22 March 2012</i>			<i>No change</i>	
Kansagra, Suresh	CON	1,063	Hopkins, Alison Ms.	LD	1,205	Ahmed, Parvez	LAB	1,168	
Southwood, Ellie Ms.	LAB	907	Ahmed, Parvez	LAB	1,168	Ahmedali, Samer	CON	140	
Dunwell, Robert	IND	185	Ahmedali, Samer	CON	140	Murry, Peter	GRE	79	
Hirani, Chunilal	LD	179	Murry, Peter	GRE	79	<i>Death of Castle, Alexander V. (LD)</i>			
Mathison, Alan	GRE	75							
<i>Death of Steel, Arthur R. (CON)</i>									
Wembley Central			Turnout 27.6%		Barnhill			Turnout 38.0%	
<i>22 December 2011</i>			<i>No change</i>		<i>03 May 2012</i>			<i>No change</i>	
Sheth, Krupa	LAB	1,402	Pavey, Michael	LAB	2,326	Pindoria, Kanta	CON	1,180	
Pervez, Afifa	LD	1,022	Pindoria, Kanta	CON	1,180	Francis, Martin	GRE	457	
Davda, Madhuri	CON	349	Francis, Martin	GRE	457	Vagehela, Venilal	IND	156	
Francis, Martin	GRE	130	Vagehela, Venilal	IND	156	<i>Resignation of Beckman, Judith Ms. (LAB)</i>			
<i>Resignation of Mistry, Jayesh (LAB)</i>									

Bromley

Conservative administration

1	Bickley	12	Darwin
2	Biggin Hill	13	Farnborough and Crofton
3	Bromley Common and Keston	14	Hayes and Coney Hall
4	Bromley Town	15	Kelsey and Eden Park
5	Chelsfield and Pratts Bottom	16	Mottingham and Chislehurst North
6	Chislehurst	17	Orpington
7	Clock House	18	Penge and Cator
8	Copers Cope	19	Petts Wood and Knoll
9	Cray Valley East	20	Plaistow and Sundridge
10	Cray Valley West	21	Shortlands
11	Crystal Palace	22	West Wickham



■	Conservative
■	Labour
■	Conservative/Labour
■	UKIP

State of the parties, 1964-2014

	CON	LAB	LD	other	total
22.5.14	51	7	-	2	60
6.5.10	53	3	4	-	60
4.5.06	49	4	7	-	60
2.5.02	41	6	13	-	60
7.5.98	28	7	25	-	60
5.5.94	32	7	21	-	60
3.5.90	43	11	6	-	60
8.5.86	44	10	6	-	60
6.5.82	52	5	3	-	60
4.5.78	48	12	-	-	60
4.5.74	44	14	2	-	60
13.5.71	41	15	4	-	60
9.5.68	52	5	3	-	60
7.5.64	38	15	7	-	60

% share of the poll, 1964-2014

	% poll	CON	LAB	LD	other
22.5.14	40.8	39.6	17.6	8.8	34.1
6.5.10	68.9	49.6	15.1	24.2	11.2
4.5.06	42.0	54.6	12.1	25.2	8.1
2.5.02	36.8	51.1	14.0	32.2	2.6
7.5.98	40.8	45.3	18.7	35.0	1.1
5.5.94	48.1	40.9	20.2	36.6	2.3
3.5.90	49.8	49.5	23.3	23.3	4.0
8.5.86	46.8	48.7	19.1	32.1	0.1
6.5.82	47.8	56.9	14.3	27.9	0.9
4.5.78	45.5	62.2	25.0	12.0	0.7
4.5.74	42.9	49.3	25.9	24.5	0.3
13.5.71	43.1	50.2	30.2	19.4	0.2
9.5.68	46.4	61.7	12.1	25.8	0.4
7.5.64	47.9	48.3	25.2	25.5	1.0

General statistics

		Bromley	London
Electorate	May 2014	236,553	5,878,824
	May 2010	236,613	5,689,223
Resident population aged 18 and over	Mid 2014	245,900	6,597,100
	Mid 2010	240,200	6,318,000
Estimated % unemployed	2013/14	5.8	8.2
	2009/10	6.3	9.1
Band 'D' council tax	May 2014	£1,313	£1,302
	May 2010	£1,301	£1,309

% share of the poll

	Date	%poll	CON	LAB	LD	GRE	BNP	UKIP	IND	REA	Others
Bickley	22.5.14	41.8	53.5	13.1	6.9	9.3	-	17.3	-	-	-
	6.5.10	71.0	57.2	10.8	17.6	7.2	-	7.3	-	-	-
Biggin Hill	22.5.14	41.4	39.9	7.0	12.6	8.2	-	32.2	-	-	-
	6.5.10	70.6	49.2	6.1	29.5	-	6.9	8.3	-	-	-
Bromley Common & Keston	22.5.14	39.9	43.5	14.6	5.8	13.4	-	22.6	-	-	-
	6.5.10	67.6	56.3	12.6	20.5	-	-	10.7	-	-	-
Bromley Town	22.5.14	37.5	39.3	20.7	10.6	14.2	-	15.2	-	-	-
	3.5.12	42.8	45.4	19.2	20.8	7.4	-	7.3	-	-	-
	6.5.10	66.7	41.9	19.3	21.8	10.1	-	7.0	-	-	-
Chelsfield & Pratts Bottom	22.5.14	47.5	43.0	10.1	8.2	10.5	-	28.1	-	-	-
	6.5.10	72.4	59.5	9.2	31.2	-	-	-	-	-	-
Chislehurst	22.5.14	38.7	48.6	13.6	5.8	11.5	-	20.5	-	-	-
	6.5.10	71.1	53.3	7.9	17.1	5.7	-	-	-	-	16.0
Clock House	22.5.14	42.4	27.8	30.7	11.3	16.3	-	13.9	-	-	-
	6.5.10	69.1	33.8	24.0	29.5	5.8	-	6.9	-	-	-
Copers Cope	22.5.14	38.6	40.4	17.8	10.1	16.3	-	15.3	-	-	-
	6.5.10	67.4	56.2	17.3	26.5	-	-	-	-	-	-
Cray Valley East	22.5.14	35.6	25.4	16.0	17.0	8.1	6.0	24.8	-	-	2.8
	6.5.10	59.0	37.0	15.2	37.1	-	10.7	-	-	-	-
Cray Valley West	22.5.14	34.9	21.6	18.4	4.6	6.4	2.8	23.8	22.4	-	-
	6.5.10	58.9	34.4	16.4	22.9	-	9.2	10.7	6.4	-	-
Crystal Palace	22.5.14	37.1	9.5	38.4	24.1	17.2	-	10.8	-	-	-
	6.5.10	59.1	18.1	32.5	42.5	6.9	-	-	-	-	-
Darwin	22.5.14	48.1	51.0	7.0	3.4	4.6	-	34.1	-	-	-
	6.5.10	73.9	46.1	-	-	-	-	10.1	43.8	-	-
Farnborough and Crofton	22.5.14	45.0	50.4	11.1	7.1	10.8	-	20.7	-	-	-
	6.5.10	75.5	59.0	7.6	24.7	-	-	8.7	-	-	-
Hayes and Coney Hall	22.5.14	42.1	45.4	12.3	7.5	12.4	-	22.4	-	-	-
	6.5.10	72.7	60.2	11.5	19.4	8.9	-	-	-	-	-
Kelsey and Eden Park	22.5.14	41.7	44.0	17.0	8.9	12.3	-	17.7	-	-	-
	6.5.10	71.7	58.6	16.7	24.8	-	-	-	-	-	-
Mottingham & Chislehurst North	22.5.14	36.3	32.6	21.4	4.3	9.4	6.1	26.1	-	-	-
	6.5.10	61.1	49.0	24.0	19.5	7.6	-	-	-	-	-
Orpington	22.5.14	42.5	45.1	11.9	7.8	12.4	-	22.9	-	-	-
	6.5.10	69.2	51.2	9.7	32.8	6.3	-	-	-	-	-
Penge and Cator	22.5.14	39.7	17.1	43.9	5.9	18.9	-	14.2	-	-	-
	6.5.10	65.4	25.1	44.4	30.5	-	-	-	-	-	-
Petts Wood and Knoll	22.5.14	46.5	52.4	10.1	8.2	11.5	-	17.9	-	-	-
	6.5.10	78.1	57.4	7.1	21.0	7.3	-	7.3	-	-	-
Plaistow and Sundridge	22.5.14	37.0	34.0	21.3	9.2	15.4	-	20.1	-	-	-
	6.5.10	67.7	43.0	16.6	23.0	8.6	-	8.9	-	-	-
Shortlands	22.5.14	43.8	49.3	13.9	8.9	10.5	-	17.4	-	-	-
	20.10.11	30.0	59.5	10.3	19.7	3.0	1.4	6.1	-	-	-
	6.5.10	73.4	58.2	11.6	14.1	16.0	-	-	-	-	-
West Wickham	22.5.14	44.4	46.9	15.6	7.9	10.2	-	19.4	-	-	-
	6.5.10	75.5	66.9	13.3	19.8	-	-	-	-	-	-

Results**Bickley****Turnout 41.8%***No change*

Rideout, Catherine E. Ms.*	CON	2,667
Lymer, Katherine L. Ms.*	CON	2,628
Smith, Colin P.*	CON	2,625
Woods, David M.	UKIP	889
Francis, John B.	UKIP	842
Quarterman, David R.	UKIP	825
Galvin, Kelly J. Ms.	LAB	667
Clough, Christopher G.	LAB	646
Evans, Robert N.	LAB	631
Robertson, Roisin T. S. Ms.	GRE	457
Barr, Charles J.	LD	370
Wye, Victoria E. Ms.	LD	339
Webber, Jonathan E.	LD	309

Biggin Hill**Turnout 41.4%***No change*

Benington, Julian W.*	CON	1,652
Stevens, Melanie M. Ms.	CON	1,282
Jenner, Emmett W.	UKIP	1,185
Gostt, Geoffrey C.	LD	501
Shekyls, Walter R.	LD	428
Savage, Colin F.	LAB	314
Yeates, Laura J. Ms.	GRE	300
Roberts, Michael	LAB	203

Bromley Common and Keston**Turnout 39.9%***No change*

Carr, Stephen L.	CON	2,368
Michael, Alexa C. A. Ms.	CON	2,350
Bennett, Ruth E. M. Ms.	CON	2,288
Bailey, John D.	UKIP	1,279
Todd, Robert D.	UKIP	1,150
Simon, Ufuoma A. Ms.	LAB	848
Abbit, Gareth W.	LAB	836
Remon, Pamela C. Ms.	GRE	720
Williams, Peter J.	LAB	663
Blackburn, Sheila M. Ms.	LD	350
Berry, Dawn M. M.	LD	275

Bromley Town**Turnout 37.5%***No change*

Dykes, Nicola L. Ms.*	CON	2,099
Harmer, William P.*	CON	1,993
Rutherford, Michael J.	CON	1,867
Oliver, Marcus S.	LAB	1,126
Cormaish, Richard A.	LAB	1,083
Sutton, Rubina B. Ms.	LAB	934
Bryan, Derek A.	UKIP	823
Thompson, Peter J.	UKIP	803
Ion, Mary E. Ms.	GRE	716
Van Der Elst, Anthony C. J.	UKIP	677
England, Colin P.	LD	558
Berridge, Michael J.	LD	541
Cooper, Martin	LD	515

Chelsfield and Pratts Bottom**Turnout 47.5%***No change*

Buttinger, Lydia H. Ms.	CON	2,482
Huntington-Thresher, Samaris V. C. Ms.	CON	2,383
Onslow, Keith	CON	2,312
Grainger, Julian P. G.	UKIP	1,727
Greenidge, Patrick A. R.	UKIP	1,559
Slade, Daniel J.	UKIP	1,408
Richardson, Stephen M.	LAB	631
Sloan, Daniel	GRE	582
Adams, Jeremy R.	LAB	552
Loosemore-Reppen, Gerda C. Ms.	LD	511
Barlow, David G.	LAB	507
Whiteside, James R.	LD	481
Webber, John W.	LD	379

Chislehurst**Turnout 38.7%***No change*

Bouhey, Kathleen A. Ms.*	CON	2,766
Bosshard, Eric*	CON	2,702
Payne, Ian F.*	CON	2,085
Carlo, Janet L. Ms.	UKIP	1,061
Connor, Yvette Ms.	LAB	760
Reid, Stuart T.	LAB	677
Mole, Christian R.	LAB	668
Wallace-Brown, Heather Ms.	GRE	594
Farnham, Raymond R.	LD	347
Magrath, Ian M.	LD	303
Pike, Michelle M. Ms.	LD	256

Clock House		Turnout 42.4%	Cray Valley West		Turnout 34.9%
<i>2 LAB gains, 1 from CON, 1 from LD</i>			<i>2 UKIP gains from CON</i>		
Allen, Vanessa A. Ms.	LAB	1,900	Livett, David G.	UKIP	1,245
Phillips, Sarah J. Ms.*	CON	1,699	Nathan, Terence P.	UKIP	1,202
Dunn, Ian W.	LAB	1,663	Ellis, Judith E. Ms.*	CON	1,133
King, Joshua M. P.	LAB	1,633	Ince, John R.*	CON	1,129
Milner, Nicholas P.*	CON	1,594	Willetts, Colin	IND	1,095
Wood, Paul S. G.	CON	1,420	Tubb, Daniel	UKIP	1,040
Toomey, Margaret A. Ms.	GRE	922	Du Plessis, Graham A.	LAB	939
Adams, Reginald W.*	LD	818	Stranger, Harry R.*	CON	914
Brolly, Owen G. M.	UKIP	784	Taylor, Christopher W.	LAB	892
Nash, Paul D.	LD	598	Rowland, Rebecca J. Ms.	LAB	863
Henson, Joseph T. J.	LD	491	Farrell, Sean F.	GRE	313
			Bignell, Patricia M. Ms.	LD	244
			Bignell, Michael J.	LD	223
			Comrie, Nicholas J.	LD	211
			Tonks, Roger W.	BNP	139
Copers Cope		Turnout 38.6%	Crystal Palace		Turnout 37.1%
<i>No change</i>			<i>2 LAB gains from LD</i>		
Tickner, Michael J.*	CON	2,453	Wilkins, Angela Ms.	LAB	1,411
Wells, Stephen F. C.*	CON	2,380	Williams, Richard W.	LAB	1,151
Mellor, Russell L.*	CON	2,232	Papworth, Thomas J.*	LD	838
Milton, Catherine Ms.	LAB	1,136	Papworth, Victoria A. Ms.	LD	768
Dempster, John A.	LAB	1,000	Chance, Tom H. J.	GRE	575
Courtneidge, John L.	LAB	971	Hough, David	UKIP	361
Fabricant, Ruth Ms.	GRE	952	Moran, Karen Ms.	CON	352
Bryant, Robert M.	UKIP	890	Mcilveen, Robert	CON	280
Sullivan, Elva J.	LD	590			
Cray Valley East		Turnout 35.6%	Darwin		Turnout 48.1%
<i>1 CON gain from LD</i>			<i>No change</i>		
Page, Angela Ms.	CON	1,214	Scoates, Richard W.*	CON	987
Pierce, Christopher D.	CON	1,210	Hayward, Geoffrey E.	UKIP	661
Ball, Tuyet P.	CON	1,188	Evans, Frank J.	LAB	135
Greenhough, James M.	UKIP	1,172	Galloway, Tamara E. Ms.	GRE	89
Curry, Martin A.	LD	869	Ritchie, William	LD	65
Arthur, Nathaniel	LAB	841			
Goodlad, Grace Ms.	LD	803	Farnborough and Crofton		Turnout 45.0%
Fisher, Timothy A.	LAB	745	<i>No change</i>		
Webber, Sam D.	LD	736	Evans, Robert J.	CON	3,053
Ahmad, Marina M. Ms.	LAB	688	Joel, Charles	CON	3,005
Garrett, Ann C. Ms.	GRE	383	Stevens, Timothy C.	CON	2,838
Kane, Deborah A. Ms.	BNP	284	Diamond, Christine A. F. Ms.	UKIP	1,280
Cope, Steven	TUSC	131	Tracey, Kenneth J.	UKIP	1,151
			Hiles, Ceri R.	LAB	717
			Sellwood, Lynn A. Ms.	LAB	644
			Miller, Brian	GRE	638
			Price, Christopher J.	LAB	594
			Yusuf, Seran	LD	415

Hayes and Coney Hall			Turnout 42.1%			Orpington			Turnout 42.5%		
<i>No change</i>						<i>No change</i>					
Arthur, Graham L.	CON	2,965	Botting, Kim D. Ms.	CON	2,519						
Reddin, Neil R.	CON	2,509	Tunncliffe, Pauline A. Ms.*	CON	2,471						
Fortune, Peter T.	CON	2,475	Huntington-Thresher,								
Tanner, Gwendoline S. Ms.	UKIP	1,349	William K. E.*	CON	2,452						
Philp, Brian J.	UKIP	1,259	Wilson, Colin A.	UKIP	1,290						
Head, Katherine M. Ms.	LAB	878	Wilson, Jill Ms.	UKIP	1,229						
Street, John R.	GRE	725	Stoten, Alexander P.	LAB	739						
Parke, John A. C.	LAB	725	Marriott, Michael H.	GRE	681						
Wilson, Bernard J.	LAB	543	Coleman, Jennifer A. Ms.	LAB	663						
Griffiths, Owen T.	LD	503	Hall, Michael J.	LD	558						
Daniell, Steven W.	LD	374	Bhuiyan, Md G. K.	LAB	556						
			Ayres, Margaret Ms.	LD	441						
			Rathbone, Douglas F.	LD	286						
Kelsey and Eden Park			Turnout 41.7%			Penge and Cator			Turnout 39.7%		
<i>No change</i>						<i>No change</i>					
Collins, Alan J. C.	CON	2,778	Bance, Katherine M. Ms.*	LAB	2,627						
Dean, Peter L.*	CON	2,693	Brooks, Kevin C.	LAB	2,397						
Smith, Diane H. Ms.*	CON	2,593	Fookes, Peter T.*	LAB	2,273						
Bardsley, Marie E. Ms.	LAB	1,191	Phillips, Christopher W. S.	CON	1,048						
Mercer, Tobias C.	UKIP	1,081	Allen, Geoffrey	GRE	1,046						
Scott, Stephen G. P.	LAB	1,024	Dalton, Sarah J. Ms.	CON	992						
Obikoya, Olasupoadekunle	LAB	904	Stringer, Thomas S.	CON	805						
Cowan, Geraldine A. M. Ms.	GRE	754	Johnson, Paul H.	UKIP	786						
Stocker, Kay S. Ms.	LD	543	Rathe, Austin G.	LD	364						
			Leeming, Simon D.	LD	314						
			Sherwood, Andrew J.	LD	309						
Mottingham and Chislehurst North			Turnout 36.3%			Petts Wood and Knoll			Turnout 46.5%		
<i>No change</i>						<i>No change</i>					
Cartwright, David	CON	1,045	Auld, Douglas M.	CON	3,214						
Rideout, Charles J.	CON	875	Owen, Anthony M.	CON	3,130						
Thomson, Karen G. Ms.	UKIP	770	Fawthrop, Simon H.	CON	2,837						
Stack, Angela Ms.	LAB	663	Livett, Mark D.	UKIP	1,045						
Russell, Samuel C.	LAB	599	Burton, Maria L. Ms.	LAB	709						
Mercer, Zoe N. Ms.	GRE	278	Windall, Gillian F. Ms.	GRE	671						
Dalton, Philip	BNP	181	Watts, Richard F.	LAB	546						
Coyte, Jane Ms.	LD	130	Zaman, Mohammed K.	LAB	514						
Houghton, John P.	LD	124	Taylor, Nigel W.	LD	497						
			Loosemore, John	LD	459						

Plaistow and Sundridge			West Wickham		
Turnout 37.0%			Turnout 44.4%		
<i>No change</i>			<i>No change</i>		
Harmer, Eleanor Ms.	CON	1,792	Gray, Jennifer H. Ms.	CON	2,823
Morgan, Peter L. W.	CON	1,737	Bennett, Nicholas J. *	CON	2,820
Turner, Michael	CON	1,592	Philpott, Thomas R.	CON	2,620
Armstrong, Robert	LAB	1,141	Barnes, Peter R.	UKIP	1,231
Armstrong, Judith E. Ms.	LAB	1,073	Munday, Kenneth L.	UKIP	1,049
Clayton, Martyn L.	UKIP	1,009	Harris, Susan K. Ms.	LAB	947
Horrigan, Ian	LAB	999	Clary, Colin P.	LAB	940
Wilson, Janet A. Ms.	GRE	775	Redden, Richard H.	LAB	859
Furniss, Peter R.	LD	471	Hill, Thomas S. J.	GRE	601
Pike, David C.	LD	451	Beckett, Nicola J. Ms.	LD	461
Shortlands			Turnout 43.8%		
<i>No change</i>					
Jefferys, David B. *	CON	1,959			
Cooke, Mary F. Ms.	CON	1,752			
Holland, David R.	UKIP	655			
Leslie, Isabella W.	LAB	566			
Comfort, Nicholas A. F.	LAB	484			
Chance, Rachel M. Ms.	GRE	396			
Atlay, Anne-Marie Ms.	LD	334			





By-elections

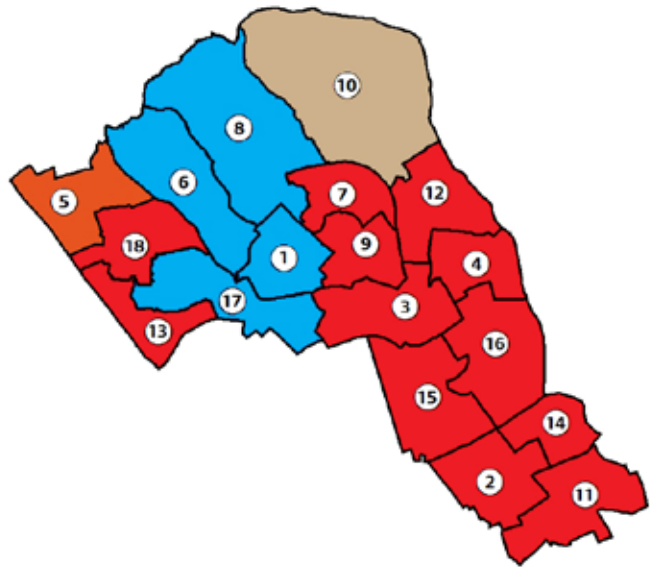
Shortlands			Bromley Town		
Turnout 30.0%			Turnout 42.8%		
<i>20 October 2011</i>			<i>03 May 2012</i>		
<i>No change</i>			<i>No change</i>		
Jefferys, David B.	CON	1,480	Dykes, Nicky Ms.	CON	2,484
Prashar, Anuja	LD	490	Dunning-Webber, Sam	LD	1,137
Abbit, Gareth W.	LAB	256	Stack, Angela Ms.	LAB	1,051
Jenner, Emmett	UKIP	153	Garrett, Ann C. Ms.	GRE	404
James, Anna L. Ms.	GRE	75	Brolly, Owen	UKIP	397
Payne, Michael L.	BNP	35	<i>Resignation of Macmull, Diana L. Ms. (CON)</i>		
<i>Resignation of Taylor, George R. (CON)</i>					

Camden

Labour administration

1	Belsize				
2	Bloomsbury	12	Garden		
3	Camden Town with Primrose Hill	13	Kentish Town		
4	Cantelowes	14	Kilburn		
5	Fortune Green	15	King's Cross		
6	Frognaal and Fitzjohns	16	Regent's Park		
7	Gospel Oak	17	St Pancras and Somers Town		
8	Hampstead Town	18	Swiss Cottage		
9	Haverstock		West Hampstead		
10	Highgate				
11	Holborn and Covent				

	Conservative
	Labour
	Labour/Liberal Democrat
	Labour/Green



State of the parties, 1964-2014

	CON	LAB	LD	other	total
22.5.14	12	40	1	1	54
6.5.10	10	30	13	1	54
4.5.06	14	18	20	2	54
2.5.02	11	35	8	-	54
7.5.98	10	43	6	-	59
5.5.94	7	47	5	-	59
3.5.90	15	42	2	-	59
8.5.86	13	44	2	-	59
6.5.82	26	33	-	-	59
4.5.78	26	33	-	-	59
4.5.74	12	48	-	-	60
13.5.71	11	49	-	-	60
9.5.68	42	18	-	-	60
7.5.64	26	34	-	-	60

% share of the poll, 1964-2014

	% poll	CON	LAB	LD	other
22.5.14	38.7	21.7	44.4	14.2	19.7
6.5.10	59.6	25.7	33.4	29.0	11.9
4.5.06	37.5	26.8	29.5	27.3	16.4
2.5.02	28.5	25.9	33.7	22.5	17.9
7.5.98	33.4	23.0	44.1	22.7	10.1
5.5.94	42.3	21.0	48.2	18.1	12.7
3.5.90	46.2	26.2	44.2	9.8	19.8
8.5.86	46.7	26.9	50.0	19.7	3.4
6.5.82	45.1	33.6	40.8	25.0	0.6
4.5.78	43.4	47.6	46.9	3.2	2.2
4.5.74	37.1	37.1	54.7	7.0	1.2
13.5.71	38.2	37.7	59.5	1.8	1.0
9.5.68	34.8	54.9	38.5	5.5	1.1
7.5.64	35.6	40.7	51.8	5.7	1.7

General statistics

		Camden	London
Electorate	May 2014	155,240	5,878,824
	May 2010	155,607	5,689,223
Resident population aged 18 and over	Mid 2014	187,000	6,597,100
	Mid 2010	178,700	6,318,000
Estimated % unemployed	2013/14	7.1	8.2
	2009/10	8.7	9.1
Band 'D' council tax	May 2014	£1,325	£1,302
	May 2010	£1,332	£1,309

% share of the poll

	Date	%poll	CON	LAB	LD	GRE	BNP	UKIP	IND	REA	Others
Belsize	22.5.14	38.3	35.2	25.2	25.2	8.2	-	-	6.2	-	-
	6.5.10	62.3	36.9	20.1	34.3	7.0	1.7	-	-	-	-
Bloomsbury	22.5.14	33.1	20.9	48.6	7.2	14.8	-	8.4	-	-	-
	6.5.10	53.8	27.6	38.1	22.3	12.0	-	-	-	-	-
Camden Town with Primrose Hill	22.5.14	38.1	17.6	49.6	8.3	16.3	-	-	8.3	-	-
	3.5.12	44.6	20.8	46.6	18.9	11.3	-	-	2.5	-	-
	6.5.10	63.3	21.1	35.8	30.2	10.5	-	-	2.5	-	-
Canteloves	22.5.14	40.6	10.6	57.6	14.0	17.8	-	-	-	-	-
	6.5.10	60.8	13.5	39.1	34.2	10.3	-	2.9	-	-	-
Fortune Green	22.5.14	39.2	25.1	31.4	32.1	11.3	-	-	-	-	-
	6.5.10	63.1	27.0	24.1	39.2	9.6	-	-	-	-	-
Frognaal and Fitzjohns	22.5.14	33.8	55.4	20.7	9.9	14.1	-	-	-	-	-
	22.7.10	20.0	62.6	13.9	19.4	4.2	-	-	-	-	-
	6.5.10	58.7	53.1	17.7	21.7	7.4	-	-	-	-	-
Gospel Oak	22.5.14	40.7	16.4	48.0	6.5	15.0	-	10.8	-	-	3.3
	14.3.13	27.2	19.7	59.9	6.2	6.3	2.7	-	-	-	5.1
	6.5.10	63.3	27.9	39.8	20.4	12.0	-	-	-	-	-
Hampstead Town	22.5.14	43.7	42.9	21.3	23.6	12.1	-	-	-	-	-
	27.9.12	29.6	42.4	20.9	28.3	8.4	-	-	-	-	-
	6.5.10	69.4	40.5	16.4	35.7	7.4	-	-	-	-	-
Haverstock	22.5.14	42.5	9.1	43.9	27.5	10.8	-	8.7	-	-	-
	25.5.10	36.2	8.2	39.4	45.0	7.4	-	-	-	-	-
Highgate	22.5.14	50.0	18.4	42.6	4.8	34.2	-	-	-	-	-
	15.9.11	34.3	21.0	41.6	3.9	33.5	-	-	-	-	-
	6.5.10	69.9	22.2	30.4	19.4	27.9	-	-	-	-	-
Holborn and Covent Garden	22.5.14	35.5	19.4	55.1	6.4	13.9	-	-	5.2	-	-
	6.5.10	58.2	25.1	42.0	18.6	10.4	3.8	-	-	-	-
Kentish Town	22.5.14	40.8	10.9	53.4	7.5	20.9	-	7.4	-	-	-
	28.10.10	n/a	7.0	53.0	26.9	13.1	-	-	-	-	-
	6.5.10	64.1	12.4	36.6	31.0	15.2	2.9	-	-	-	1.8
Kilburn	22.5.14	38.3	12.4	50.9	26.5	10.2	-	-	-	-	-
	6.5.10	59.2	19.9	39.1	31.6	7.5	-	-	1.9	-	-
King's Cross	22.5.14	34.5	16.2	55.5	9.1	19.1	-	-	-	-	-
	6.5.10	53.4	17.2	40.6	32.7	9.5	-	-	-	-	-
Regent's Park	22.5.14	36.0	17.2	50.9	5.8	14.4	-	11.8	-	-	-
	6.5.10	58.7	22.9	43.5	24.4	9.2	-	-	-	-	-
St. Pancras and Somers Town	22.5.14	38.6	9.6	70.2	5.8	14.4	-	-	-	-	-
	6.5.10	57.2	14.3	54.5	20.1	11.1	-	-	-	-	-
Swiss Cottage	22.5.14	34.7	43.5	33.8	9.9	12.8	-	-	-	-	-
	6.5.10	60.3	40.2	23.7	27.2	6.3	-	2.6	-	-	-
West Hampstead	22.5.14	38.2	22.9	33.7	26.4	9.1	-	6.0	-	-	2.0
	6.5.10	61.8	27.5	27.0	37.3	8.2	-	-	-	-	-

Results**Belsize Turnout 38.3%***1 CON gain from LD*

Bucknell, Jonny*	CON	1,219
Leyland, Claire-Louise Ms.*	CON	1,157
Roy, Leila Ms.	CON	1,016
Tom, Simon	LD	992
Jennings, Madeleine Ms.	LAB	939
Mcgowan, James	LAB	782
Hillier-Smith, Bradley	LD	760
Rashid, Harunur	LAB	709
Nicholson, Lawrence J.	LD	678
Clair, Rowan S.	GRE	275
Murphy, Darren R.	GRE	269
Taylor, Stuart T.	GRE	243
Rumble, Nigel	IND	199

Bloomsbury Turnout 33.1%*No change*

Harrison, Adam D. K.*	LAB	1,295
Francis, Sabrina Ms.	LAB	1,271
Madlani, Rishi	LAB	1,226
Barnes, Timothy	CON	608
Keep, Andrew	CON	536
Macken, Sarah Ms.	CON	489
Searle, Dee Ms.	GRE	419
Gage, Samuel W.	GRE	396
Tufail, Shana	GRE	341
Game, Giles	UKIP	219
De Malet, Aimery	LD	212
Baig, Hammad	LD	185
Grossman, Stanley	LD	167

Camden Town with Primrose Hill Turnout 38.1%*1 LAB gain from LD*

Callaghan, Pat*	LAB	2,005
Pietragnoli, Lazzaro*	LAB	1,608
Cotton, Richard	LAB	1,542
Manley, Rory	CON	655
Hart, Nicola Ms.	GRE	641
Kassapis, Chris	CON	609
Rosenbaum, Daniel A.	GRE	601
Merrin, Richard J.	CON	567
Velde, Ben V. D.	GRE	455
Hoyle, Sarah Ms.	LD	309
Blake, Juniour	LD	295
Cowan, Phil	IND	287
Hira, Mukul	LD	255

Canteloves Turnout 40.6%*1 LAB gain from LD*

Beales, Danny	LAB	2,002
Jones, Phil*	LAB	1,966
Mason, Angela Ms.*	LAB	1,899
Braithwaite, Paul N.*	LD	725
Bury, Fran Ms.	GRE	639
Firman, Fiona A. Ms.	GRE	632
Green, Victoria Ms.	GRE	546
Gardner, Robyn	CON	375
Ricketts, Robert A.	CON	361
Jackson-Roberts, Margaret Ms.	LD	355
Timmins, Will	CON	346
Jones, Catherine F. J. S. Ms.	LD	344

Fortune Green Turnout 39.2%*2 LAB gains from LD*

Rea, Flick Ms.*	LD	1,151
Russell, Lorna Ms.	LAB	1,028
Olszewski, Richard	LAB	967
Jirira, Nancy Ms.*	LD	950
Turner, Phil	LAB	904
Cohen, Ian	CON	893
Russell, Nick	LD	865
Parkinson, Andrew J.	CON	739
Smith, Tom	CON	686
Mars, Leila Ms.	GRE	403
Jimenez, Juan	GRE	326
Oldfield, Lucy Ms.	GRE	318

Frognaal and Fitzjohns Turnout 33.8%*No change*

Baillie, Siobhan Ms.	CON	1,497
Mennear, Andrew*	CON	1,428
Spinella, Gio*	CON	1,352
Boardman, Jack	LAB	606
Salmon, Richard	LAB	512
Khatun, Mazida	LAB	481
Harris, Charles H.	GRE	411
Ross, Edward S.	GRE	363
West, Stephen E.	GRE	312
Bouchier, David I.	LD	294
Ward, Anne Ms.	LD	284
Wagner, Erich	LD	187

Gospel Oak			Highgate		
Turnout 40.7%			Turnout 50.0%		
<i>No change</i>			<i>No change</i>		
Blackwell, Theo*	LAB	1,687	Gimson, Sally Ms.*	LAB	1,739
Mccormack, Maeve Ms.*	LAB	1,590	Lewis, Oliver	LAB	1,664
Revah, Lorraine Ms.*	LAB	1,534	Berry, Sian Ms.	GRE	1,642
Adams, Steve	CON	634	Leach, Valerie Ms.*	LAB	1,567
Horne, Peter J.	CON	551	Johnston, Matthew	GRE	1,252
Walby, Jane K. Ms.	GRE	549	Mccracken, Robert	GRE	1,099
Buhayer, Constantine	GRE	527	Charlesworth, Beth Ms.	CON	763
Singh, Sangita	CON	456	Blair, Will	CON	727
Marshall, James R.	GRE	429	Dilnott-Cooper, Will	CON	662
Leavers, Barry	UKIP	361	Potts, Henry	LD	232
Hughes, Roger	LD	248	Hay, Martin C.	LD	198
Noel, Laura F. Ms.	LD	245	Wright, Martin	LD	130
Sefton, Kevin S.	LD	158			
Reid, John	TUSC	110			
			Holborn and Covent Garden	Turnout 35.5%	
			<i>No change</i>		
Hampstead Town	Turnout 43.7%		Fulbrook, Julian*	LAB	1,844
<i>1 CON gain from LD</i>			Vincent, Sue Ms.*	LAB	1,714
Marcus, Simon*	CON	1,465	Olad, Awale*	LAB	1,588
Stark, Stephen	CON	1,380	Frost, Alison Ms.	CON	635
Currie, Tom	CON	1,272	Barber, Lewis	CON	601
Chung, Linda Ms.*	LD	1,148	Nesbitt, Daniel	CON	576
Agnew, Rachael Ms.	LAB	726	Brain, Niki Ms.	GRE	480
Raman, Maddy Ms.	LAB	711	Mullen, Eve Ms.	GRE	458
Salice, Luca	LAB	609	Quinn, Anthony	GRE	357
Newsome, James	LD	575	Allen, Jeremy R.	LD	222
Carruthers, Robert	LD	542	Simmons, David	LD	196
Dix, Sophie E. C.	GRE	512	Wright, Ken	LD	181
King, Maisie Ms.	GRE	365	Carlyle, Robert	IND	162
Vaze, Prashant B.	GRE	288			
			Kentish Town	Turnout 40.8%	
			<i>No change</i>		
Haverstock	Turnout 42.5%		Headlam-Wells, Jenny Ms.*	LAB	2,165
<i>3 LAB gains from LD</i>			Gould, Georgia Ms.*	LAB	2,076
Kelly, Alison Ms.	LAB	1,707	Apak, Meric*	LAB	1,992
Quadir, Abdul	LAB	1,578	Parker, Jack S.	GRE	882
Wood, Abi Ms.	LAB	1,462	Owaineh, Alaa	GRE	818
Fraser, Jill Ms.*	LD	1,081	Houghton, George	GRE	738
Sanders, Matt*	LD	976	Bartlett, Doreen Ms.	CON	452
Bokth, Rahel M.*	LD	913	Davies, Darryl J.	CON	427
Collins, Charlotte S. Ms.	GRE	456	Barton, Paul	CON	397
Sapietis, Una Ms.	GRE	361	Dixey, Judy Ms.	LD	375
Lopez-Turner, Andre	GRE	356	Ali, Omar	LD	304
Daughton, Stephen	CON	351	Spencer, Maxine Ms.	UKIP	287
Davidson, Nathan	CON	339	Francisco, Valdir	LD	195
Cooke, Christopher	UKIP	315			
Ricketts, Carole Ms.	CON	291			

Kilburn			Turnout 38.3%		St. Pancras and Somers Town			Turnout 38.6%	
<i>No change</i>					<i>No change</i>				
Beattie, Douglas	LAB	1,661	Robinson, Roger*	LAB	2,511				
Eslamdoust, Maryam Ms.*	LAB	1,611	Brayshaw, Peter*	LAB	2,488				
Gardiner, Thomas*	LAB	1,543	Khatoon, Samata*	LAB	2,423				
King, James	LD	883	Mitford, Matty	GRE	562				
Grauberg, Janet Ms.	LD	876	Widdowson, James	GRE	526				
Holroyde, Jack	LD	746	Shah, Koonal K.	GRE	440				
Vose, Nick	CON	411	Culligan, Rob	CON	368				
Wainwright, Tim	CON	409	Rice, Brian	CON	351				
Astor, Sarah Ms.	GRE	402	Miller, Elliot	CON	295				
Whitehead, John	CON	357	Tarofdar, Abdul H.	LD	245				
Hayman, Sheila Ms.	GRE	286	Adjepong, Nana O.	LD	192				
Bourn, Richard D.	GRE	276	Sykes, Nicole Ms.	LD	178				
King's Cross			Turnout 34.5%		Swiss Cottage			Turnout 34.7%	
<i>No change</i>					<i>No change</i>				
Hayward, Sarah Ms.	LAB	1,467	Marshall, Andrew*	CON	1,340				
Simpson, Jonathan	LAB	1,424	Freeman, Roger*	CON	1,294				
Hai, Abdul	LAB	1,333	Williams, Don*	CON	1,221				
Gascoigne, Brian	GRE	550	Nunn, Ben	LAB	1,029				
Kendrick, Dominic	GRE	459	Pearson, Simon	LAB	1,008				
Sullivan, Lewis	GRE	446	Reynolds, Gretel	LAB	960				
Lester, Adam	CON	431	Franklin, Tom	GRE	433				
Massow, Ivan J.	CON	403	Jack, Helen Ms.	GRE	367				
Prince, Patsy Ms.	CON	401	Newbrook, Jill Ms.	LD	347				
Jones, Elizabeth M. S. Ms.	LD	263	Patton, Sheila Ms.	GRE	339				
Burden, Jon	LD	236	Butler, Chris	LD	300				
Skinner, Michael A.	LD	195	Haslam-Jones, Andrew	LD	230				
Regent's Park			Turnout 36.0%		West Hampstead			Turnout 38.2%	
<i>No change</i>					<i>3 LAB gains from LD</i>				
Johnson, Heather Ms.	LAB	1,675	Rosenberg, Phil	LAB	1,179				
Ali, Nash	LAB	1,648	Pober, Angela Ms.	LAB	1,166				
Shah, Nadia Ms.	LAB	1,599	Yarde, James	LAB	1,082				
Ahmed, Shahin	CON	595	Moffitt, Keith*	LD	943				
Hunter, Hamish	CON	551	Risso-Gill, Gillian Ms.*	LD	901				
Jones, Daniel J.	GRE	525	Bryant, John W.*	LD	836				
Vesey-Thompson, Ellie Ms.	CON	516	Grierson, Nick	CON	811				
Plowden, Stephen	GRE	457	Eliades, Natalie Ms.	CON	800				
Seston, Nicholas J.	GRE	409	Saywell, Andrew	CON	715				
Read, Barry	UKIP	380	Hannan, Zane	GRE	343				
Cannicott, Sam	LD	232	Griffiths, Richard N.	GRE	327				
Wright, Anne Ms.	LD	198	Tyler, Quentin	GRE	250				
Kothari, Daviyani R.	LD	133	Nielsen, Magnus	UKIP	202				
			Pearce, David	TUSC	67				

By-elections**Frognaal and Fitzjohns****Turnout 20.0%***22 July 2010**No change*

Spinella, Gio	CON	1,061
Bouchier, David	LD	329
Smith, Jack	LAB	235
Harris, Charles	GRE	71

*Death of Davies, Martin J. (CON)***Kentish Town***28 October 2010**No change*

Headlam-Wells, Jenny Ms.	LAB	1,411
Russell, Nick	LD	715
Aptowitz, Naomi Ms.	GRE	349
Blair, Will	CON	186

*Death of Horan, Dave (LAB)***Highgate****Turnout 34.3%***15 September 2011**No change*

Gimson, Sally Ms.	LAB	1,178
Rowell, Alexis Ms.	GRE	947
Denyer, Anthony	CON	593
Hay, Martin	LD	111

*Resignation of Nicolaidis, Michael (LAB)***Camden Town with Primrose Hill****Turnout 44.6%***03 May 2012**No change*

Pietragnoli, Lazzaro	LAB	1,847
Rumble, Nigel	CON	823
Richards, Chris	LD	748
Lyons, Peter	GRE	450
Gardner, Joe	IND	98

*Resignation of Neumark, Thomas (LAB)***Hampstead Town****Turnout 29.6%***27 September 2012**No change*

Marcus, Simon	CON	1,040
Fine, Jeffrey	LD	695
Raman, Maddy Ms.	LAB	512
Dix, Sophie Ms.	GRE	207

*Resignation of Roberts, Kirsty Ms. (CON)***Gospel Oak****Turnout 27.2%***14 March 2013**No change*

McCormack, Maeve Ms.	LAB	1,272
Roy, Leila Ms.	CON	419
Buhayer, Constantine	GRE	134
Noel, Laura Ms.	LD	132
Reid, John	TUSC	109
Reid-Dorman, Stephen	BNP	57

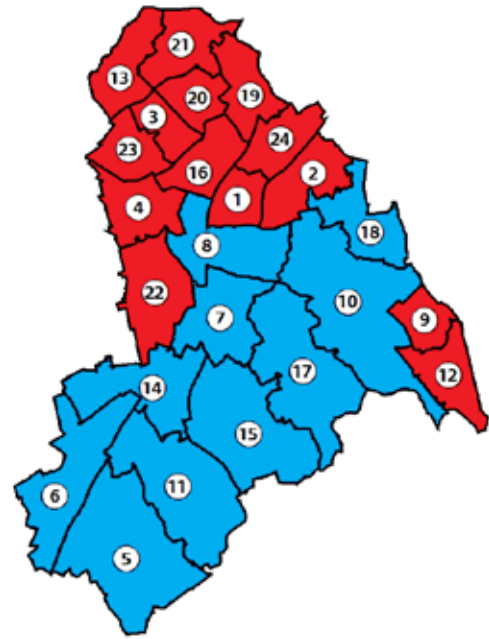
Resignation of Birch, Sean (LAB)

Croydon

Labour administration

1	Addiscombe	13	Norbury
2	Ashburton	14	Purley
3	Bensham Manor	15	Sanderstead
4	Broad Green	16	Selhurst
5	Coulsdon East	17	Selsdon and Ballards
6	Coulsdon West	18	Shirley
7	Croham	19	South Norwood
8	Fairfield	20	Thornton Heath
9	Fieldway	21	Upper Norwood
10	Heathfield	22	Waddon
11	Kenley	23	West Thornton
12	New Addington	24	Woodside

	Conservative
	Labour



State of the parties, 1964-2014

	CON	LAB	LD	other	total
22.5.14	30	40	-	-	70
6.5.10	37	33	-	-	70
4.5.06	43	27	-	-	70
2.5.02	32	37	1	-	70
7.5.98	31	38	1	-	70
5.5.94	30	40	-	-	70
3.5.90	41	29	-	-	70
8.5.86	44	26	-	-	70
6.5.82	62	5	-	3	70
4.5.78	56	11	-	3	70
4.5.74	40	17	-	3	60
13.5.71	30	27	-	3	60
9.5.68	47	1	1	11	60
7.5.64	21	21	-	18	60

% share of the poll, 1964-2014

	% poll	CON	LAB	LD	other
22.5.14	38.6	33.4	36.0	5.5	25.1
6.5.10	63.8	36.8	31.9	18.7	12.7
4.5.06	40.4	44.7	25.6	13.3	16.4
2.5.02	34.5	45.4	37.9	12.1	4.7
7.5.98	37.8	47.5	38.2	12.1	2.2
5.5.94	46.5	42.5	38.9	15.4	3.2
3.5.90	45.8	48.1	35.2	9.7	7.0
8.5.86	42.7	45.1	28.8	23.9	2.2
6.5.82	40.3	55.6	18.6	22.5	3.2
4.5.78	41.6	59.8	29.4	6.6	4.1
4.5.74	39.0	52.8	30.5	14.3	2.4
13.5.71	37.7	47.4	40.8	6.1	5.7
9.5.68	36.2	58.9	16.9	11.9	12.3
7.5.64	38.2	41.6	35.4	11.4	11.6

General statistics

		Croydon	London
Electorate	May 2014	260,189	5,878,824
	May 2010	253,266	5,689,223
Resident population aged 18 and over	Mid 2014	282,700	6,597,100
	Mid 2010	272,900	6,318,000
Estimated % unemployed	2013/14	8.8	8.2
	2009/10	8.8	9.1
Band 'D' council tax	May 2014	£1,474	£1,302
	May 2010	£1,460	£1,309

% share of the poll

	Date	%poll	CON	LAB	LD	GRE	BNP	UKIP	IND	REA	Others
Addiscombe	22.5.14	42.4	33.3	41.0	4.1	8.4	-	13.2	-	-	-
	6.5.10	62.9	32.0	38.4	19.9	5.4	-	4.2	-	-	-
Ashburton	22.5.14	48.3	35.7	39.2	5.1	5.4	-	14.6	-	-	-
	6.5.10	66.6	38.1	27.1	16.3	6.1	5.3	7.1	-	-	-
Bensham Manor	22.5.14	31.5	15.8	59.3	3.4	9.2	-	10.9	-	-	1.6
	6.5.10	60.1	15.9	54.6	16.8	12.7	-	-	-	-	-
Broad Green	22.5.14	35.0	14.7	60.0	4.0	7.5	-	10.6	-	-	3.2
	6.5.10	56.0	23.2	51.7	17.8	5.6	-	-	-	-	1.8
Coulsdon East	22.5.14	45.6	46.7	10.5	14.0	7.5	-	21.2	-	-	-
	6.5.10	73.5	48.6	9.9	26.9	3.7	4.4	6.5	-	-	-
Coulsdon West	22.5.14	38.6	46.3	18.8	6.4	7.4	-	21.2	-	-	-
	6.5.10	69.2	50.7	16.6	20.8	4.9	-	7.1	-	-	-
Croham	22.5.14	41.1	38.9	21.7	10.8	9.9	-	12.8	2.0	-	3.9
	6.5.10	67.0	40.8	20.5	23.5	6.5	-	5.9	-	-	2.9
Fairfield	22.5.14	38.5	43.5	30.1	5.3	9.7	-	11.4	-	-	-
	6.5.10	59.2	40.3	27.8	17.4	6.0	-	5.7	-	-	2.8
Fieldway	22.5.14	33.0	15.6	44.3	-	4.6	8.4	27.2	-	-	-
	6.5.10	55.7	26.1	46.6	11.8	2.8	12.8	-	-	-	-
Heathfield	22.5.14	42.0	39.4	19.4	6.0	6.1	5.2	23.9	-	-	-
	6.5.10	70.6	47.9	15.8	19.7	5.5	6.4	-	4.7	-	-
Kenley	22.5.14	39.5	52.5	16.0	5.9	7.5	-	18.1	-	-	-
	6.5.10	67.8	56.8	15.1	21.2	6.9	-	-	-	-	-
New Addington	22.5.14	39.0	23.2	42.8	-	4.2	4.5	25.2	-	-	-
	6.5.10	57.2	33.0	32.8	13.8	6.0	14.4	-	-	-	-
Norbury	22.5.14	35.5	23.9	52.8	5.3	7.5	-	9.4	1.1	-	-
	6.5.10	61.7	27.8	47.2	19.4	5.6	-	-	-	-	-
Purley	22.5.14	38.9	50.0	19.7	6.9	9.7	-	13.6	-	-	-
	6.5.10	68.0	47.6	18.1	21.2	5.9	-	7.2	-	-	-
Sanderstead	22.5.14	44.8	56.1	11.7	5.2	7.5	-	19.5	-	-	-
	6.5.10	72.4	61.4	12.9	17.7	8.1	-	-	-	-	-
Selhurst	22.5.14	30.9	13.3	53.5	6.3	7.6	-	11.7	3.3	-	4.3
	6.5.10	54.5	20.4	52.1	17.9	8.0	-	-	-	-	1.5
Selsdon and Ballards	22.5.14	46.7	54.1	11.0	4.4	7.7	-	22.7	-	-	-
	6.5.10	73.9	58.5	12.4	19.6	3.9	5.6	-	-	-	-
Shirley	22.5.14	44.1	41.2	25.4	6.1	8.5	-	18.7	-	-	-
	6.5.10	72.5	41.7	19.0	13.4	5.8	4.9	5.4	9.8	-	-
South Norwood	22.5.14	36.5	19.4	52.9	5.8	10.9	-	11.0	-	-	-
	6.5.10	62.5	24.4	46.0	18.0	7.4	-	4.2	-	-	-
Thornton Heath	22.5.14	32.9	12.8	57.3	4.0	8.4	-	10.5	4.6	-	2.5
	6.5.10	58.5	19.9	36.7	22.2	10.8	-	-	-	-	10.4
Upper Norwood	22.5.14	35.5	19.2	53.2	4.9	11.6	-	11.1	-	-	-
	6.5.10	63.2	23.9	44.6	19.6	7.6	-	4.3	-	-	-
Waddon	22.5.14	41.1	35.8	41.2	3.7	5.7	-	12.0	-	-	1.5
	6.5.10	60.1	40.4	31.8	19.8	8.0	-	-	-	-	-
West Thornton	22.5.14	33.7	17.4	63.9	3.6	6.8	-	8.3	-	-	-
	6.5.10	57.6	22.5	55.2	14.3	6.8	-	-	-	-	1.2
Woodside	22.5.14	34.3	20.3	50.4	5.2	11.0	-	13.1	-	-	-
	6.5.10	62.3	27.9	50.5	15.2	6.3	-	-	-	-	-

Note: These results include the corrected results for Heathfield and Sanderstead published on 25 May 2014.

Results**Addiscombe Turnout 42.4%***No change*

Fitzsimons, Sean	LAB	2,165
Hay-Justice, Patricia Ms.*	LAB	2,027
Watson, Mark*	LAB	1,962
Harmes, David L.	CON	1,723
Terry, Lisa J. Ms.	CON	1,653
Chatterjee, Partha	CON	1,630
Staveley, Peter	UKIP	659
Anderson, Paul M.	GRE	458
Sutton, Esther M. Ms.	GRE	439
Hague, Joseph	GRE	362
Adams, Christopher	LD	266
Tucker, William D. S.	LD	186
Howard-Jones, Gavin T.	LD	169

Ashburton Turnout 48.3%*3 LAB gain from CON*

Henson, Madelaine R. Ms.	LAB	2,110
Mann, Stephen J.	LAB	2,085
Rendle, Andrew J.	LAB	1,916
Macdonald, Sylvia Ms.	CON	1,908
Kellett, Adam*	CON	1,848
Streeter, Gareth B.	CON	1,815
Aston, David J. L.	UKIP	788
Ball, Robert	UKIP	779
King, Robert	UKIP	705
Golberg, Bernice C. Ms.	GRE	328
Adams, Susan Ms.	LD	266
Sciberras, Christopher A.	GRE	261
Williams, Isobel J. Ms.	GRE	259

Bensham Manor Turnout 31.5%*No change*

Audsley, James M.	LAB	2,134
Butler, Alison J. Ms.*	LAB	2,121
Kabir, Humayun	LAB	1,940
Smith, Robert C.	CON	588
Taylor, Roger C.	CON	579
Matin Talukdar, Abdul	CON	480
Jones, Simon C.	GRE	379
Muller, Dirk	UKIP	378
Walsh, Brendan M.	GRE	302
Samuel, Victoria L. Ms.	GRE	278
Viney, Stephen J.	LD	117
Stevenson, Ben	COMB	55

Broad Green**Turnout 35.0%***No change*

Collins, Stuart*	LAB	2,754
Selvanayagam, Michael S. P.*	LAB	2,609
Shahul-Hameed, Manju*	LAB	2,289
Emmanuel, Fabion N. J.	CON	761
Stevensen, Andrew J.	CON	579
Khan, Sophia P. M. Ms.	CON	535
Kirby, Peter T.	UKIP	500
Lyken, Herman A.	UKIP	404
Barnett, Nicholas S.	GRE	395
Mohanam, Bimal	GRE	301
Ellis, Pravina	GRE	265
Mohiuddin, Syed A.	LD	170
Mcmillan, Paul M.	TUSC	69
Latham, Peter A. G.	COMB	69
Khakhira, Ragesh	TUSC	65

Coulsdon East**Turnout 45.6%***No change*

Wright, Christopher*	CON	2,294
Bird, Margaret Ms.	CON	2,230
Thompson, James	CON	1,864
Smith, Alan	UKIP	968
Hickson, Ghislaine C. Ms.	LD	696
Bhatti, Arfan	LD	649
Burridge, Ashley	LD	574
Findell, Lee J.	LAB	527
Lovesey, Helen A. Ms.	LAB	475
Milligan, Joanne Ms.	LAB	430
Bullimore, Ernest J.	GRE	356
Farndon, Helena L. Ms.	GRE	355
Ginn, Jennifer Ms.	GRE	314

Coulsdon West	Turnout 38.6%		Fieldway	Turnout 33.0%	
<i>No change</i>			<i>No change</i>		
Clancy, Luke S.	CON	2,039	Bonner, Carole M. Ms.*	LAB	1,132
Bains, Jitinder S.*	CON	2,032	Hall, Simon A.*	LAB	1,104
Creatura, Mario	CON	1,807	Eastoe, William J.	UKIP	686
Fullilove, Danny L.	UKIP	896	Castle, Michael	CON	471
Ogilvy, Catriona E. Ms.	LAB	809	Laville, Jayne K. Ms.	CON	314
Black, Stephen R.	LAB	802	Clarke, John J.	BNP	212
King, Charles	LAB	776	Clarke, David R.	BNP	210
Parsons, Susan B. Ms.	GRE	477	Groves, Jack R. C.	GRE	130
Conn, Frances M. Ms.	LD	311	Gale, Eileen D. Ms.	GRE	102
Earl, Judith A. G. Ms.	LD	272			
Skipper, Ruud B.	GRE	240	Heathfield	Turnout 42.0%	
George, Kenneth R.	LD	224	<i>No change</i>		
Watson, Timothy	GRE	220	Mead, Margaret V. Ms.*	CON	2,048
			Cummings, Jason*	CON	2,026
Croham	Turnout 41.1%		Stranack, Andrew J.	CON	1,778
<i>No change</i>			Williams, Crispin M. H.	UKIP	1,185
Gatland, Maria R. Ms.*	CON	2,042	Spalding, Peter L.	LAB	1,154
Neal, Michael A.*	CON	1,910	Collins, Angela Ms.	LAB	936
Perry, Jason S.*	CON	1,803	Elliott, Robert E.	LAB	795
Clark, Christopher R.	LAB	1,103	Halai-Carter, Yasmin Ms.	GRE	344
Waddell, Paul M.	LAB	1,099	Warner, Christopher J. F.	GRE	334
Reid, Claudine Ms.	LAB	1,011	Bennett, Andrew	LD	296
Garner, Kathleen Ms.	UKIP	629	Collard, Michael J.	BNP	258
Bishopp, Michael T. A.	LD	587	Whitrow, Christopher W.	GRE	224
Hague, Tracey J. Ms.	GRE	515			
Devlin, Ben	LD	505	Kenley	Turnout 39.5%	
Jeffkins, John M.	LD	500	<i>No change</i>		
Ross, Gordon H.	GRE	479	Buttinger, Janice A. Ms.*	CON	2,272
Khan, Shasha	GRE	474	Hollands, Steven L. V.*	CON	2,123
Samuel, Mark R. L.	PCF	191	O'Connell, Stephen J.	CON	2,111
Martin, Tony L.	IND	97	Hooper, David J.	UKIP	803
			Robson, Lynnda N. Ms.	UKIP	728
Fairfield	Turnout 38.5%		Manton, Paul I. C.	UKIP	714
<i>No change</i>			Ward, Sarah L. Ms.	LAB	678
Mohan, Vidhyacharan R.*	CON	2,109	Williams, Christopher R.	LAB	675
Winborn, Susan Ms.*	CON	2,016	Croos, Mary-Romoline Ms.	LAB	636
Pollard, Helen S. Ms.	CON	1,997	Dixon-King, Shorai A.	GRE	336
Cummings, Patricia J. Ms.	LAB	1,471	Dixon, Ian E.	GRE	327
Fraser, Clive B.	LAB	1,408	Catto, Angela M. Ms.	LD	271
Wood, David A. L.	LAB	1,363	Voute, Tom	GRE	265
Heaton, Daniel R.	UKIP	535	Abdey, Olive J. Ms.	LD	238
Eveleigh, Timothy D.	GRE	504	Knight, James P.	LD	217
Raza, Saima	GRE	461			
Wharton, Jonathan J.	GRE	397			
Offer, Stephanie Ms.	LD	282			
Konechni, Sasha Ms.	LD	273			
Sorensen, Ejnar	LD	197			

New Addington			Turnout 39.0%		Sanderstead			Turnout 44.8%	
<i>1 LAB gain from CON</i>					<i>No change</i>				
Lewis, Oliver	LAB	1,244	Hale, Lynne C. Ms.*	CON	2,691				
Woodley, Louisa P. Ms.	LAB	1,094	Hopley, Yvette R. Ms.*	CON	2,545				
Christensen, Clive C.	UKIP	740	Pollard, Timothy S.*	CON	2,463				
Pearson, Anthony*	CON	650	Smith, Claire Ms.	UKIP	891				
Johnson, Christopher	UKIP	639	Hill, Mathew D.	LAB	570				
Fish, Lara L. Ms.	CON	617	Lovesey, Thomas S. F.	LAB	540				
Le May, Clifford J.	BNP	168	Nabukeera, Stella Ms.	LAB	491				
Cousins, Martin A.	GRE	123	Bindman, Diane Ms.	GRE	422				
Clugston, James P.	GRE	107	Harris, Stephen	GRE	316				
Treanor, Donna M. Ms.	BNP	80	Richards, Marc	GRE	295				
			Hesmondhalgh, Thomas	LD	266				
			Moran, Elizabeth M. Ms.	LD	242				
			Keynes, Toby W.	LD	208				
Norbury			Turnout 35.5%		Selhurst			Turnout 30.9%	
<i>No change</i>					<i>No change</i>				
Mansell, Magaret R. Ms.*	LAB	2,227	Godfrey, Timothy*	LAB	2,086				
Chowdhury, Sherwan H.*	LAB	2,221	Letts, Toni E. Ms.*	LAB	2,079				
Khan, Shafi*	LAB	2,134	Ryan, Michael G.*	LAB	1,996				
Gunter, Tirena H. Ms.	CON	1,045	Brundle, Madeleine T. Ms.	CON	546				
Singh, Gurmit	CON	982	Brundle, Richard F.	CON	515				
Flook, Benjamin T. E.	CON	945	Bowness, Marianne Ms.	UKIP	504				
Hunte, Rachel A. Ms.	UKIP	422	Schofield, Dominic J.	CON	471				
De Skuba Skwirczynski, Przemek J. J. B.	UKIP	356	Parke-Blair, Jenefer C. Ms.	UKIP	396				
Arrowsmith, Douglas R.	GRE	321	Benzler, Meike M.	GRE	341				
Mehta, Viral R.	GRE	312	Wittams, Joanne M. Ms.	GRE	269				
Norfield, Marie Ms.	GRE	305	Braid-Pittordou, Megan E. A. Ms.	GRE	267				
Viney, Anne D. Ms.	LD	220	Corbin, Joanna C. Ms.	LD	240				
Kennedy, Winston D.	IND	47	Wentworth-Shaw, Edward	IND	128				
			Haven, Elenor J.	TUSC	88				
			Eden, John	COMB	77				
Purley			Turnout 38.9%		Selsdon and Ballards			Turnout 46.7%	
<i>No change</i>					<i>No change</i>				
Brew, Christopher S.	CON	2,248	Bashford, Sara J. Ms.*	CON	2,671				
Speakman, Donald S.*	CON	1,989	Mead, Dudley S.*	CON	2,473				
Quadir, Badsha*	CON	1,878	Thomas, Philip*	CON	2,380				
Bagnall, Paola K.	LAB	879	Bailey, William J.	UKIP	1,051				
Horah, Peter N.	LAB	842	Conway, Margaret Ms.	LAB	554				
Longe, Simbiat O.	LAB	684	Chandrababu, Vidyadharan	LAB	491				
Stringer, Laura J. Ms.	UKIP	556	Smith, Michael A.	LAB	490				
Guillem, Georgina Ms.	UKIP	552	Larby, Amanda E. S. Ms.	GRE	379				
Marsden, Elizabeth A. Ms.	GRE	443	Underwood, Peter	GRE	365				
Desorgher, Simon J.	GRE	409	Nell, Casparus J.	GRE	327				
Warner, Marion Ms.	GRE	339	Glynn, Edward F.	LD	249				
George, Jill S. Ms.	LD	312	Howard, Anne Ms.	LD	204				
Tucker, Anthony G.	LD	295	Laporte, Frederique	LD	163				
Makwana, Neil	LD	241							

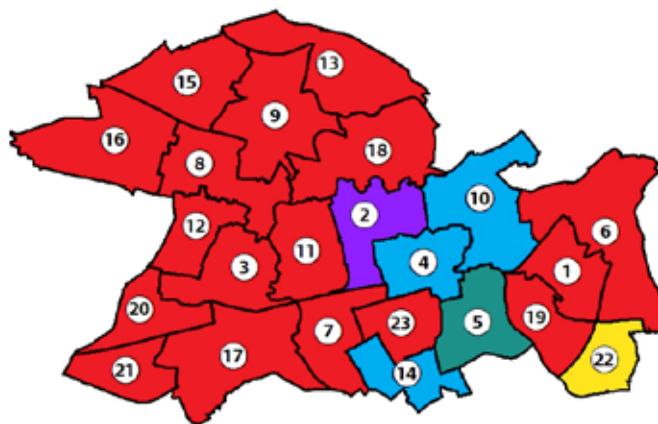
Shirley			Turnout 44.1%		Thornton Heath			Turnout 32.9%	
<i>No change</i>					<i>No change</i>				
Bennett, Susan E. Ms.	CON	2,028	Clouder, Patricia Ms.*	LAB	2,340				
Chatterjee, Richard R.*	CON	2,009	Kyeremeh, Matthew Y. A.	LAB	2,040				
Fisher, Michael D.*	CON	1,972	Jewitt, Karen A. Ms.	LAB	2,023				
Nicodemi-Ehikioya, Marzia A.	LAB	1,301	Bailey, Nicholas J.	CON	545				
Gill, James A.	LAB	1,243	Springthorpe, Luke	CON	445				
Otmani, Mohamed S.	LAB	1,163	Osland, David J.	CON	444				
Bearchell, Andrew J.	UKIP	948	Ehirim, Emmanuel N.	UKIP	392				
Connolly, Eamon P.	UKIP	870	Gardner, Anne-Michelle Ms.	UKIP	388				
Bebington, Margaret E. Ms.	GRE	523	Wade, Christine J. P. Ms.	GRE	336				
Bebington, Andrew P.	GRE	470	Kenny-Green, Rachel E. M. Ms.	GRE	308				
Harris, Ronald	LD	294	Szczelkun, Stefan	GRE	295				
Garrod, Elaine Ms.	GRE	252	Coward, Dwain L.	IND	171				
			Menezes, Maria L. Ms.	LD	162				
			Morley, Geoffrey	LD	134				
			Hart, Glen J.	TUSC	92				
South Norwood			Turnout 36.5%		Upper Norwood			Turnout 35.5%	
<i>No change</i>					<i>No change</i>				
Bee, Kathy Ms.*	LAB	2,303	Ryan, Patrick T.*	LAB	2,187				
Avis, Jane Ms.*	LAB	2,211	Flemming, Alisa*	LAB	2,007				
Lawlor, Wayne J. P.*	LAB	1,971	Wentworth, John P.*	LAB	1,809				
Cope, Jonathan T. E.	CON	909	Jonas, Katalin	CON	785				
O'Flynn, Matthew E.	CON	739	Terrey, Audrey K. Ms.	CON	755				
St. James, Rosina R. M. Ms.	CON	731	Wright, Desmond J.	CON	629				
Jones, Graham R. G.	GRE	494	Kenny-Green, Leslie W.	GRE	477				
Ellis, Andrew H.	GRE	486	Jeffrey, Marlyn	UKIP	450				
Mckenzie, Winston T.	UKIP	480	Holland, Simon R.	GRE	449				
Reid, Annette Ms.	UKIP	437	Ward, Anthony S.	UKIP	415				
Slayford, Barry C.	UKIP	437	Ward, Sandra R. Ms.	UKIP	391				
Seyforth, James A.	GRE	359	Eardley, Michael J.	GRE	384				
Brown, Robert J.	LD	314	Boyle, David C.	LD	256				
Reid, Kimberley E. S. Ms.	LD	220	Roquette, Suzanne U. Ms.	LD	154				
Regan, Jonathan D.	LD	177	Morris, Luke W.	LD	145				

Waddon			Turnout 41.1%			Woodside			Turnout 34.3%		
<i>3 LAB gain from CON</i>						<i>No change</i>					
Canning, Robert W.	LAB	1,965	Newman, Anthony J.*	LAB	2,130						
Pelling, Andrew J.	LAB	1,937	Scott, Paul W.*	LAB	2,000						
Prince, Joy I. D. Ms.	LAB	1,924	Ali, Hamida	LAB	1,874						
Harris, Anthony*	CON	1,803	Sidwell, Michael A.	CON	874						
Hoar, Simon J.*	CON	1,696	Pollard, Amy L. Ms.	CON	831						
Johnson, Mark P. A.	CON	1,565	Tary, Mustafa O.	CON	714						
Bailey, Jonathan W.	UKIP	585	Nnorom, Ace	UKIP	522						
Adamson, Kevin	UKIP	575	Enebe, Andrew I.	GRE	493						
Rix, Graham	UKIP	537	Trivedi, Clare Ms.	GRE	426						
Davey, Mary J. Ms.	GRE	324	Bokhari, Harris A.	GRE	395						
Onions, Paula G. Ms.	GRE	293	Jefkins, Heather J. Ms.	LD	206						
Armstrong, Kirsty S. Ms.	LD	197									
Post, Martyn	GRE	190									
Tavares, Michael J.	LD	151									
Bhattacharya, Anindya	TUSC	71									
West Thornton			Turnout 33.7%								
<i>No change</i>											
Benn, Emily S. W. Ms.	LAB	2,461									
Khan, Bernadette Ms.*	LAB	2,371									
King, Stuart T.	LAB	2,243									
Evans, Florence M. Ms.	CON	684									
Dwesar, Samir	CON	650									
Ratnaraja, Patrick	CON	595									
Beall, David T.	GRE	331									
Thomas, William	UKIP	312									
Bissick, Marjorie M. Ms.	UKIP	298									
Buttigieg, Barry P.	GRE	213									
Parnell, Rebecca N. Ms.	GRE	207									
Knight, Patricia F. L. Ms.	LD	134									

Ealing

Labour administration

1	Acton Central	13	Northfield
2	Cleveland	14	North Greenford
3	Dormers Wells	15	Northolt Mandeville
4	Ealing Broadway	16	Northolt West End
5	Ealing Common	17	Norwood Green
6	East Acton	18	Perivale
7	Elthorne	19	South Acton
8	Greenford Broadway	20	Southall Broadway
9	Greenford Green	21	Southall Green
10	Hanger Hill	22	Southfield
11	Hobbayne	23	Walpole
12	Lady Margaret		



■	Conservative
■	Labour
■	Liberal Democrat
■	Conservative/Labour
■	Conservative/Liberal Democrat

State of the parties, 1964-2014

	CON	LAB	LD	other	total
22.5.14	12	53	4	-	69
6.5.10	24	40	5	-	69
4.5.06	37	29	3	-	69
2.5.02	17	48	4	-	69
7.5.98	15	53	3	-	71
5.5.94	20	48	3	-	71
3.5.90	40	30	-	-	70
8.5.86	20	47	3	-	70
6.5.82	37	30	3	-	70
4.5.78	41	28	-	1	70
4.5.74	24	36	-	-	60
13.5.71	20	40	-	-	60
9.5.68	53	5	-	2	60
7.5.64	26	34	-	-	60

% share of the poll, 1964-2014

	% poll	CON	LAB	LD	other
22.5.14	41.2	24.5	48.0	8.8	18.7
6.5.10	62.2	34.2	37.5	19.5	8.9
4.5.06	37.7	37.9	33.2	18.8	10.1
2.5.02	31.4	29.6	44.8	15.8	9.8
7.5.98	33.5	30.6	48.4	13.4	7.7
5.5.94	49.5	38.2	47.6	10.2	4.0
3.5.90	49.0	43.6	42.3	9.4	4.7
8.5.86	47.9	35.0	46.1	16.6	2.3
6.5.82	49.5	41.1	35.0	21.1	2.8
4.5.78	46.8	50.5	43.4	4.6	1.5
4.5.74	40.3	42.6	46.0	9.0	2.4
13.5.71	44.6	41.9	51.8	1.9	4.4
9.5.68	42.4	63.7	27.4	3.8	5.1
7.5.64	43.6	44.0	47.9	6.4	1.8

General statistics

		Ealing	London
Electorate	May 2014	241,709	5,878,824
	May 2010	233,217	5,689,223
Resident population aged 18 and over	Mid 2014	266,300	6,597,100
	Mid 2010	260,500	6,318,000
Estimated % unemployed	2013/14	9.4	8.2
	2009/10	9.9	9.1
Band 'D' council tax	May 2014	£1,363	£1,302
	May 2010	£1,370	£1,309

% share of the poll

	Date	%poll	CON	LAB	LD	GRE	BNP	UKIP	IND	REA	Others
Acton Central	22.5.14	38.3	24.8	42.5	6.7	13.6	-	8.7	-	-	3.8
	6.5.10	58.7	28.9	35.9	22.1	9.8	-	-	-	-	3.4
Cleveland	22.5.14	39.7	34.9	36.2	11.6	17.3	-	-	-	-	-
	6.5.10	63.9	39.4	25.5	26.4	8.7	-	-	-	-	-
Dormers Wells	22.5.14	41.7	15.4	77.9	6.7	-	-	-	-	-	-
	6.5.10	62.5	27.1	55.7	12.2	5.0	-	-	-	-	-
Ealing Broadway	22.5.14	38.5	40.2	25.1	10.2	15.5	-	8.9	-	-	-
	6.5.10	62.8	44.4	21.4	22.3	11.9	-	-	-	-	-
Ealing Common	22.5.14	40.1	30.1	21.9	25.9	12.7	-	9.4	-	-	-
	6.5.10	63.5	35.0	16.8	32.1	12.1	-	4.1	-	-	-
East Acton	22.5.14	32.9	23.5	46.6	6.2	12.9	-	7.6	-	-	3.2
	6.5.10	54.8	29.0	40.7	20.6	9.7	-	-	-	-	-
Elthorne	22.5.14	41.8	19.2	41.7	15.3	12.2	-	8.7	-	-	2.8
	6.5.10	61.4	28.8	31.3	27.6	12.3	-	-	-	-	-
Greenford Broadway	22.5.14	36.5	20.5	64.7	6.5	-	-	-	8.3	-	-
	6.5.10	60.0	26.5	43.7	21.2	-	-	-	4.9	-	3.7
Greenford Green	22.5.14	40.6	33.4	50.2	6.2	10.2	-	-	-	-	-
	6.5.10	60.0	43.4	35.7	14.9	6.0	-	-	-	-	-
Hanger Hill	22.5.14	35.9	48.4	25.9	10.9	14.8	-	-	-	-	-
	6.5.10	62.0	52.3	22.0	25.7	-	-	-	-	-	-
Hobayne	22.5.14	47.4	25.6	55.3	4.8	14.2	-	-	-	-	-
	6.5.10	64.8	32.5	39.6	14.9	9.2	-	-	3.8	-	-
Lady Margaret	22.5.14	43.9	19.1	63.7	3.8	6.1	-	7.2	-	-	-
	6.5.10	63.1	34.9	51.4	13.7	-	-	-	-	-	-
Northfield	22.5.14	45.0	39.3	31.5	7.9	14.4	-	6.9	-	-	-
	6.5.10	68.5	41.0	23.7	21.3	13.9	-	-	-	-	-
North Greenford	22.5.14	41.1	20.3	54.4	5.9	-	-	14.7	4.6	-	-
	6.5.10	62.8	31.9	48.1	13.2	6.8	-	-	-	-	-
Northolt Mandeville	22.5.14	41.5	24.4	50.1	4.3	-	5.1	16.1	-	-	-
	6.5.10	58.8	39.3	41.6	13.7	-	5.4	-	-	-	-
Northolt West End	22.5.14	38.0	14.4	54.4	4.0	-	8.4	18.9	-	-	-
	6.5.10	58.2	29.0	48.1	13.2	-	9.8	-	-	-	-
Norwood Green	22.5.14	40.0	17.5	68.2	3.8	6.7	-	-	3.7	-	-
	6.5.10	62.0	28.9	49.7	14.1	7.4	-	-	-	-	-
Perivale	22.5.14	43.6	20.4	44.2	4.7	9.3	-	-	21.4	-	-
	6.5.10	60.0	40.8	43.0	16.2	-	-	-	-	-	-
South Acton	22.5.14	38.6	24.9	42.0	6.8	13.4	-	7.8	5.0	-	-
	6.5.10	58.7	29.9	39.7	18.3	12.0	-	-	-	-	-
Southall Broadway	22.5.14	52.5	5.7	66.9	2.7	-	-	-	24.7	-	-
	6.5.10	62.3	26.3	54.9	5.8	-	-	-	13.1	-	-
Southall Green	22.5.14	44.9	10.4	85.8	3.9	-	-	-	-	-	-
	6.5.10	59.1	28.9	61.8	9.3	-	-	-	-	-	-
Southfield	22.5.14	42.3	26.7	16.8	36.0	13.8	-	6.7	-	-	-
	6.5.10	77.3	32.6	14.7	41.9	8.1	-	2.7	-	-	-
Walpole	22.5.14	44.9	29.1	39.0	7.2	18.1	-	6.7	-	-	-
	6.5.10	69.7	35.5	27.0	21.0	9.2	-	-	5.9	-	1.4

Results

Acton Central			Turnout 38.3%			Ealing Broadway			Turnout 38.5%		
<i>No change</i>						<i>No change</i>					
Crawford, Daniel S.*	LAB	1,993	Stafford, Alexander P.	CON	1,872						
Walker, Patricia Ms.*	LAB	1,780	Young, Anthony C. B.*	CON	1,843						
Gulaid, Abdullah*	LAB	1,758	Kumar, Seema Ms.	CON	1,614						
Bogert, Ross	CON	1,136	Blacker, Liberty A. Ms.	LAB	1,123						
Barchuk, Vlod	CON	1,087	Anderson, Robert	LAB	1,114						
Lowe, Maire Ms.	CON	1,005	Culhane, John	LAB	1,091						
Meiklejohn, Christina L. Ms.	GRE	590	Hans, Meena Ms.	GRE	682						
Loxton, Lewis	UKIP	377	Brooks, Dorothy A. Ms.	LD	524						
Joachim, Margaret J. Ms.	LD	307	Salaun, Patrick	LD	442						
O'Connor, Michael	LD	287	Carr, Jon	UKIP	394						
Cunningham, Richard	LD	282	Sanders, Mark K.	LD	391						
Dixon, Sharon L. Ms.	TUSC	163									
Cleveland			Turnout 39.7%			Ealing Common			Turnout 40.1%		
<i>2 LAB gains from CON</i>						<i>No change</i>					
Murray, Lynne Ms.	LAB	1,826	Reece, Roz Ms.*	CON	1,388						
Proud, Ian P.	CON	1,766	Dabrowska, Joanna K. Ms.*	CON	1,357						
Rodgers, David	LAB	1,641	Ball, Jon T. A.*	LD	1,344						
Diogo, Pedro	LAB	1,592	Scott, David A. H.	CON	1,231						
Williams, Vanessa J. Ms.	CON	1,578	Hollis, Jenni	LD	1,144						
Salisbury, John R.	CON	1,530	Ashwood, Tom	LAB	1,037						
Summersgill, Freya C. Ms.	GRE	804	Metcalfe, John	LAB	958						
Fruzza, Francesco R. A.	LD	748	O'Donnell, Craig W.	LD	927						
Maycock, John B.	LD	449	Rice, Miriam Ms.	LAB	895						
Sanders, Humaira Ms.	LD	422	Rosser, Michael L.	GRE	557						
			Toy, Angela M. Ms.	UKIP	413						
Dormers Wells			Turnout 41.7%			East Acton			Turnout 32.9%		
<i>No change</i>						<i>No change</i>					
Dhami, Tejinder S.*	LAB	3,059	Crawford, Kate Ms.*	LAB	2,346						
Dheer, Ranjit*	LAB	3,034	Gavan, Kieron M.	LAB	1,948						
Bagha, Tej R.*	LAB	3,025	Tailor, Hitesh*	LAB	1,941						
Pack, Michael	CON	647	Taylor, Phil	CON	1,086						
Regan, June D. Ms.	CON	635	Randall, Jim	CON	1,055						
Touma, Charbel	CON	518	Turner, Aleksandra Ms.	CON	1,006						
Ahmad, Mojgan	LD	320	Skey, Bryony Ms.	GRE	574						
Glancy, Leslie A.	LD	269	Judge, Tony	UKIP	341						
Salaman, Myer R.	LD	201	James, Doreen M. Ms.	LD	332						
			Winkfield, Nicholas J.	LD	256						
			Rose, Harvey B.	LD	246						
			Patel, Ravi	TUSC	143						

Elthorne		Turnout 41.8%	Hanger Hill		Turnout 35.9%
<i>2 LAB gains, 1 from CON, 1 from LD</i>			<i>No change</i>		
Gordon, Yoel*	LAB	2,122	Morrissey, Joy R. Ms.	CON	1,872
Camadoo, Joanna D. Ms.	LAB	1,981	Sumner, Nigel R.*	CON	1,829
Mason, Peter E. J.	LAB	1,863	Stafford, Gregory J.	CON	1,801
Bakhai, Nigel*	LD	1,155	Kent, Amanda Ms.	LAB	1,134
Kapoor, Anita Ms.*	CON	975	Hussain, Amran	LAB	943
Conti, Fabio	CON	894	Woodgate, Paul J.	LAB	875
Potts, Ian M.	CON	886	Visaria, Ruby Ms.	GRE	560
Dugdale, Joanna L. Ms.	LD	613	Brooks, Cameron D. M.	LD	421
Basu, Suneil	GRE	595	West, Peter A.	LD	412
Warleigh-Lack, Christopher B.	GRE	572	Miller, Tony	LD	411
Singh, Harjinder	LD	426			
Lyon, Laura S. Ms.	UKIP	416	Hobbayne		Turnout 47.4%
Benjamin, Mark J.	TUSC	136	<i>1 LAB gain from CON</i>		
Greenford Broadway		Turnout 36.5%	Jones, Penny Ms.	LAB	2,854
<i>No change</i>			Wall, Ray*	LAB	2,790
Bell, Julian G.*	LAB	2,999	Mccartan, Ciaran	LAB	2,707
Dheer, Harbhajan K.	LAB	2,702	Costello, Colm*	CON	1,533
Murtagh, Timothy J.*	LAB	2,571	Gajari, Joseph	CON	1,189
Edwards, Peter	CON	881	Shack, Eva Ms.	CON	1,140
Kilduff, Lisa A. Ms.	CON	871	Anderson, Alan C.	GRE	716
Bhatia, Param S.	CON	867	Horwich, Zoe A.	LD	309
Mitchell, Tom	IND	353	Willis, Fenton L.	LD	256
Allwright, Donald A.	LD	290	Woodcock, Lyn E. Ms.	LD	164
Callaghan, Patrick	LD	290	Lady Margaret		Turnout 43.9%
Fruzza, Eva S. Ms.	LD	250	<i>No change</i>		
Greenford Green		Turnout 40.6%	Midha, Mohinder K.*	LAB	3,112
<i>3 LAB gain from CON</i>			Mohan, Karam*	LAB	3,029
Kelly, Anthony J.	LAB	2,321	Padda, Swaran S.*	LAB	2,956
Raza, Aysha Ms.	LAB	2,097	Singh, Gurcharan	CON	941
Woodroffe, Simon R.	LAB	1,953	Bhathal, Chamkaur S.	CON	913
Kilduff, Frank	CON	1,512	Khalil, Sarosh	CON	879
Bibi-Sarwar, Jamila	CON	1,379	Royappa, Benjamin A.	UKIP	344
Yeo, Edmond H.	CON	1,349	Diamond, Sebastian J.	GRE	289
Hans-Barker, Rosalie C. Ms.	GRE	431	Alac, Loreta E.	LD	222
Forth, Andrew J.	LD	295	Dalal, Rusi K.	LD	169
Fruzza, Francesco D. D.	LD	248	Sorathia, Keshav N.	LD	155
Wilson, Anne B. Ms.	LD	244			

Northfield			Northolt West End		
Turnout 45.0%			Turnout 38.0%		
<i>No change</i>			<i>No change</i>		
Millican, David*	CON	1,944	Mahfouz, Bassam*	LAB	2,391
Mullins, Theresa M. Ms.	CON	1,655	Martin, Dee Ms.	LAB	2,354
Reen, Mark I.*	CON	1,594	Wall, Lauren M. Ms.*	LAB	2,299
Tomlinson, Anna J. Ms.	LAB	1,484	Schofield, Roy T. J.	UKIP	814
Smith, Peter	LAB	1,449	Alberti, Wojciech	CON	644
Varma, Surinder N.	LAB	1,220	Stevens, Richard F.	CON	623
Chapman, Nicholas A.	GRE	703	Mccolgan, Catherine B. Ms.	CON	599
De La Motte, Bruni	GRE	615	Furness, David	BNP	362
Anthony, Simon R.	GRE	582	Seymour, John K. G.	LD	208
Kendrick, Susan M. Ms.	LD	389	Etessami, Pantea	LD	160
Callaghan, Martin J.	LD	384	Gyi, Henry	LD	144
Walsh, Ray	UKIP	305			
Gettleson, Mike	LD	265			
North Greenford			Norwood Green		
Turnout 41.1%			Turnout 40.0%		
<i>No change</i>			<i>No change</i>		
Byrne, Theresa M. Ms.*	LAB	2,603	Mann, Gurmit K.*	LAB	2,714
Cogan, Patrick	LAB	2,424	Mann, Rajinder S.*	LAB	2,680
Manro, Shital V. P.*	LAB	2,393	Aslam, Mohammad*	LAB	2,598
Anderson, Ida Ms.	CON	1,040	Kapoor, Neena Ms.	CON	748
Khaira, Gurinderjit S.	CON	914	Lafford, George H.	CON	710
Abbas, Qazal	CON	821	Stockton, Edna J. Ms.	CON	597
Gill, Andrew R.	UKIP	668	Warleigh-Lack, Alexander J. F.	GRE	263
Gauss, John H.	LD	321	Sharma, Margaret A. Ms.	LD	177
Murphy, Oliver P.	LD	273	Matthews, Heather J. F. Ms.	LD	164
Whelan, Alan	LD	215	Prospero, Joe	IND	146
Alel, Abdi	IND	210	Zerdin, David L.	LD	110
Northolt Mandeville			Perivale		
Turnout 41.5%			Turnout 43.6%		
<i>1 LAB gain from CON</i>			<i>1 LAB gain from CON</i>		
Summers, Chris*	LAB	2,313	Ahmed, Munir	LAB	2,524
Ahmed-Shaikh, Natasha Ms.	LAB	2,277	Sharma, Charan	LAB	2,352
Hynes, Steve	LAB	2,261	Mahmood, Tariq	LAB	2,325
Harris, Eileen V. Ms.*	CON	1,158	Anderson, Justin J.*	CON	1,458
Anand, Paramjit S.	CON	1,132	Nieora, Alex	IND	1,165
Salisbury, Diana F. Ms.	CON	1,039	Assoul, Mounira Ms.	CON	1,056
Parry, Bryan A. J.	UKIP	734	Turumella, Madhava K.	CON	810
Smith, David	BNP	234	Bleasdale, Rose-Anna Ms.	GRE	507
Kadhum, Muhammad J.	LD	223	Browning, Robert	LD	278
Rowley, Gillian L. Ms.	LD	183	Davies, Roger W.	LD	251
Miller, Alan B.	LD	180	Horwich, Margaret J. Ms.	LD	234

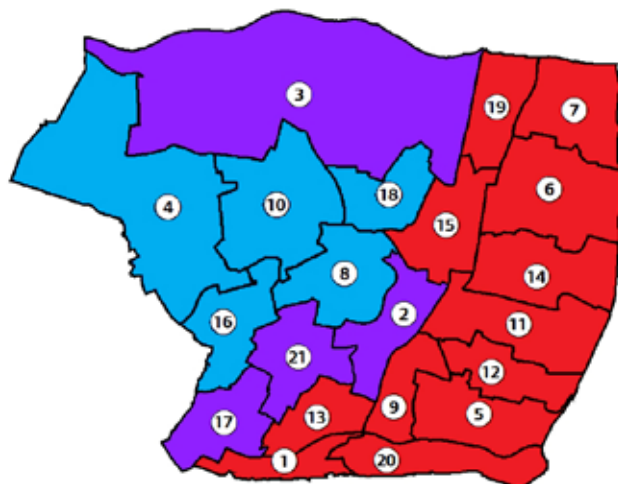
South Acton			Turnout 38.6%		Southall Green			Turnout 44.9%	
<i>No change</i>					<i>No change</i>				
Johnson, Yvonne Ms.*	LAB	1,957	Anand, Jasbir K.*	LAB	4,088				
Blacker, Josh	LAB	1,897	Dhindsa, Kamaljit S.*	LAB	3,970				
Sabiers, Mik*	LAB	1,660	Kang, Swarn S.*	LAB	3,909				
Cadogan, Amanda C. Ms.	CON	1,183	Chand, Avtar	CON	549				
Gallant, Julian D.	CON	1,147	Anand, Inderjit	CON	481				
Kumar, Sara	CON	936	Ware, Hazel E. Ms.	CON	415				
Northcott, David A.	GRE	588	Mellor, Pat	LD	216				
Little, Bob	UKIP	342	Paterson, Peter O. R.	LD	175				
Parkinson, Tom	LD	336	Purkiss, Gary W.	LD	152				
Ben-Nathan, Shao-Ying	LD	335							
Vivian, John-Paul	LD	225							
Meskill, Dan	IND	221							
			Southfield	Turnout 42.3%					
			<i>No change</i>						
			Busuttil, Gary	LD	1,713				
			Malcolm, Gary*	LD	1,712				
			Steed, Andrew T.*	LD	1,555				
			Barr, Patrick J.	CON	1,430				
			Young, Janet E. Ms.	CON	1,161				
			Sabin, Nick	CON	1,106				
			Bastin, Colin	LAB	863				
			Beadsworth, Vanessa Ms.	LAB	813				
			Donnelly, Stephen O.	LAB	655				
			Landon, Michael S.	GRE	637				
			Duff, Dennis	UKIP	307				
			Walpole	Turnout 44.9%					
			<i>3 LAB gain from CON</i>						
			Conlan, Paul N. J.	LAB	1,986				
			Shaw, Gareth J.	LAB	1,942				
			Rai, Binda Ms.	LAB	1,845				
			Chapman, Ann Ms.*	CON	1,672				
			Cowing, John*	CON	1,407				
			Kapoor, Ashok K.*	CON	1,238				
			Allain, Ryan A.	GRE	892				
			Mitchell, John W.	LD	416				
			Royce, Catherine M. Ms.	LD	360				
			Jones, Alan T.	UKIP	330				
			Sanyo, Adam	LD	289				

Enfield

Labour administration

- | | |
|-------------------|--------------------|
| 1 Bowes | 12 Lower Edmonton |
| 2 Bush Hill Park | 13 Palmers Green |
| 3 Chase | 14 Ponders End |
| 4 Cockfosters | 15 Southbury |
| 5 Edmonton Green | 16 Southgate |
| 6 Enfield Highway | 17 Southgate Green |
| 7 Enfield Lock | 18 Town |
| 8 Grange | 19 Turkey Street |
| 9 Haselbury | 20 Upper Edmonton |
| 10 Highlands | 21 Winchmore Hill |
| 11 Jubilee | |

■	Conservative
■	Labour
■	Conservative/Labour



State of the parties, 1964-2014

	CON	LAB	LD	other	total
22.5.14	22	41	-	-	63
6.5.10	27	36	-	-	63
4.5.06	34	27	-	2	63
2.5.02	39	24	-	-	63
7.5.98	23	43	-	-	66
5.5.94	25	41	-	-	66
3.5.90	34	32	-	-	66
8.5.86	38	28	-	-	66
6.5.82	47	19	-	-	66
4.5.78	41	19	-	-	60
4.5.74	30	29	1	-	60
13.5.71	32	28	-	-	60
9.5.68	51	9	-	-	60
7.5.64	29	31	-	-	60

% share of the poll, 1964-2014

	% poll	CON	LAB	LD	other
22.5.14	38.2	26.0	41.7	2.9	29.3
6.5.10	64.5	33.8	34.2	16.8	15.2
4.5.06	38.0	38.1	27.2	10.0	24.6
2.5.02	33.7	50.0	35.2	11.0	3.8
7.5.98	33.3	39.4	47.5	11.6	1.5
5.5.94	47.1	39.2	47.3	12.6	1.0
3.5.90	48.0	46.2	38.5	3.4	11.9
8.5.86	46.7	47.0	34.9	16.3	1.8
6.5.82	43.4	50.8	28.0	20.9	0.3
4.5.78	44.6	55.6	33.8	5.2	5.3
4.5.74	38.8	46.8	38.4	14.8	0.0
13.5.71	40.3	46.5	46.9	6.1	0.5
9.5.68	44.8	66.9	24.0	6.7	2.4
7.5.64	41.4	42.6	39.4	11.8	6.2

General statistics

		Enfield	London
Electorate	May 2014	209,974	5,878,824
	May 2010	206,132	5,689,223
Resident population aged 18 and over	Mid 2014	236,200	6,597,100
	Mid 2010	232,600	6,318,000
Estimated % unemployed	2013/14	9.3	8.2
	2009/10	10.7	9.1
Band 'D' council tax	May 2014	£1,403	£1,302
	May 2010	£1,410	£1,309

Enfield

% share of the poll

	Date	%poll	CON	LAB	LD	GRE	BNP	UKIP	IND	REA	Others
Bowes	22.5.14	38.2	21.1	60.6	-	14.8	-	-	-	-	3.5
	6.5.10	60.4	27.0	43.0	15.9	14.1	-	-	-	-	-
Bush Hill Park	22.5.14	37.8	31.3	27.8	9.4	12.9	-	18.6	-	-	-
	28.7.11	23.8	44.5	26.8	7.1	4.0	2.5	2.8	9.2	-	3.0
	6.5.10	69.6	37.8	24.3	20.0	10.8	-	7.1	-	-	-
Chase	22.5.14	42.7	31.2	30.3	6.0	14.7	-	17.8	-	-	-
	6.5.10	67.0	32.2	21.6	14.6	9.3	-	6.7	-	-	15.5
Cockfosters	22.5.14	34.8	46.8	23.7	6.0	10.7	-	12.9	-	-	-
	6.5.10	65.5	51.2	20.9	18.4	9.5	-	-	-	-	-
Edmonton Green	22.5.14	36.0	12.4	71.1	-	9.6	-	-	-	-	7.0
	6.5.10	57.9	20.8	54.1	16.9	8.2	-	-	-	-	-
Enfield Highway	22.5.14	34.0	17.5	47.0	-	9.9	7.0	18.7	-	-	-
	6.5.10	59.8	25.9	41.6	12.1	6.3	6.4	7.7	-	-	-
Enfield Lock	22.5.14	37.7	14.5	50.5	-	9.9	6.6	18.5	-	-	-
	6.5.10	61.4	25.6	39.4	12.9	8.0	6.6	7.5	-	-	-
Grange	22.5.14	40.7	45.3	21.8	6.7	11.4	-	15.0	-	-	-
	6.5.10	72.0	51.2	20.6	17.0	11.2	-	-	-	-	-
Haselbury	22.5.14	36.7	14.9	52.0	-	10.2	-	13.8	-	-	9.1
	6.5.10	61.2	24.8	49.1	17.0	9.0	-	-	-	-	-
Highlands	22.5.14	40.4	42.9	24.1	-	14.7	-	18.3	-	-	-
	6.5.10	70.3	50.5	20.5	18.9	10.1	-	-	-	-	-
Jubilee	22.5.14	38.3	17.9	56.2	-	8.3	-	17.6	-	-	-
	6.5.10	62.1	31.5	47.2	13.6	7.7	-	-	-	-	-
Lower Edmonton	22.5.14	35.7	11.2	62.4	-	11.5	-	14.9	-	-	-
	6.5.10	61.0	22.1	51.4	16.8	9.7	-	-	-	-	-
Palmers Green	22.5.14	38.2	19.7	43.1	6.3	13.5	3.3	-	14.1	-	-
	6.5.10	64.8	28.9	40.1	17.8	10.0	3.2	-	-	-	-
Ponders End	22.5.14	36.2	14.5	61.1	-	10.6	6.2	-	3.7	-	3.9
	6.5.10	59.1	24.1	51.7	15.3	8.9	-	-	-	-	-
Southbury	22.5.14	39.2	17.2	41.5	-	10.1	5.0	15.5	7.7	-	2.9
	6.5.10	64.3	31.1	37.8	15.0	8.7	-	7.3	-	-	-
Southgate	22.5.14	36.8	40.0	34.6	9.8	15.6	-	-	-	-	-
	6.5.10	65.3	42.9	25.4	23.4	8.3	-	-	-	-	-
Southgate Green	22.5.14	41.6	32.6	37.5	7.6	12.2	-	9.1	-	-	0.9
	6.5.10	65.9	34.8	29.3	20.9	15.0	-	-	-	-	-
Town	22.5.14	43.9	36.2	24.2	-	12.8	-	13.8	-	-	13.0
	6.5.10	73.1	37.1	18.9	16.4	11.2	-	-	-	-	16.4
Turkey Street	22.5.14	38.6	17.8	41.5	-	8.6	6.3	18.3	7.4	-	-
	6.5.10	61.5	30.9	34.7	11.4	7.1	8.7	7.4	-	-	-
Upper Edmonton	22.5.14	35.6	15.4	69.3	-	15.2	-	-	-	-	-
	6.5.10	60.0	24.2	54.7	13.7	7.4	-	-	-	-	-
Winchmore Hill	22.5.14	38.3	32.4	26.6	7.2	12.1	-	11.9	9.9	-	-
	6.5.10	70.1	38.8	25.0	21.9	14.4	-	-	-	-	-

Results

Bowes		Turnout 38.2%	Cockfosters		Turnout 34.8%
<i>No change</i>			<i>No change</i>		
Brett, Yasemin Ms.*	LAB	2,249	Charalambous, Jason	CON	1,962
Georgiou, Achilleas*	LAB	2,055	Lavender, Michael*	CON	1,804
Sitkin, Alan*	LAB	1,908	Pearce, Anne-Marie Ms.	CON	1,769
Arslan, Atilla	CON	789	Costello, Betty Ms.	LAB	1,048
Stover, Philip R.	CON	721	Leaver, Timothy	LAB	947
Dattani, Dimpi	CON	658	Yusuf, Hassan	LAB	806
Doughty, Trevor U. C.	GRE	526	Douglas, Tony	UKIP	509
Kemball-Cook, Geoff	GRE	485	Phillips, Joe	GRE	422
Diggins, Craig A. J.	TUSC	122	Deller, Steven J.	LD	236
Mehmet, Oliver O.	TUSC	120			
Curtis, Frank W.	TUSC	116	Edmonton Green		Turnout 36.0%
			<i>No change</i>		
Bush Hill Park		Turnout 37.8%	During, Christiana Ms.	LAB	2,597
<i>1 LAB gain from CON</i>			Abdullahi, Abdul	LAB	2,551
Chamberlain, Lee*	CON	1,679	Stafford, Andrew*	LAB	2,496
Doyle, Sarah E. Ms.	LAB	1,522	Aakhiro, Cabdi	CON	480
Celebi, Erin	CON	1,521	Beyzade, Mutlu K. M.	CON	466
Prescott, Martin L.	CON	1,334	Mema, Petro	CON	383
Loake, Grace A. Ms.	LAB	1,277	Saccomanno, Geri	GRE	344
Wiggett, Ivor	LAB	1,223	Peacock, Lewis	TUSC	302
Rolph, Gwyneth W. Ms.	UKIP	897	Baker, Patrick M.	TUSC	254
Coker, Douglas F.	GRE	621	Rayfield, David F.	TUSC	195
Achillea, George	LD	453			
			Enfield Highway		Turnout 34.0%
Chase		Turnout 42.7%	<i>No change</i>		
<i>1 LAB gain from CON</i>			Hamilton, Christine Ms.	LAB	2,031
Pite, Vicki Ms.	LAB	1,633	Esendagli, Turgut	LAB	1,959
Fallart, Peter	CON	1,607	Hasan, Ahmet	LAB	1,848
Dines, Nick	CON	1,590	Boston, Dave	CON	842
Cole, Christopher	LAB	1,525	During, Seton	CON	788
Rawlings, Lindsay C. Ms.	CON	1,416	Jeal, David M.	UKIP	774
Robinson, Geoffrey	LAB	1,326	Sujan, Vijay	CON	547
Schofield, David L.	UKIP	876	Wright, Liz Ms.	GRE	409
Mcgeevor, Kate Ms.	GRE	726	O'Connor, Gary J.	BNP	289
Mclaren, Matt J.	LD	295			

Enfield Lock	Turnout 37.7%		Jubilee	Turnout 38.3%	
<i>No change</i>			<i>No change</i>		
Fonyonga, Krystle	LAB	2,395	Cazimoglu, Alev	LAB	2,142
Keazor, Nneka*	LAB	2,203	Lappage, Bernie	LAB	1,984
Uzoanya, Ozzie*	LAB	2,189	Simbodyal, Rohini*	LAB	1,939
Downer, Sharon Ms.	UKIP	829	Celebi, Nazim	CON	730
Leonard, Mark	CON	725	Morrison, Clive W.	UKIP	633
Fadaka, Michael	CON	683	Waterhouse, Tom	CON	604
Kisubi, Michael	CON	537	Kurtaran, Alper	CON	603
Greening, David	GRE	443	Maydon, Benjamin C.	GRE	299
Keogh, Jason P.	BNP	296			
Grange	Turnout 40.7%		Lower Edmonton	Turnout 35.7%	
<i>No change</i>			<i>No change</i>		
Milne, Andy	CON	2,172	Dogan, Guney	LAB	2,478
Neville, Terence*	CON	2,039	Erbil, Nesimi	LAB	2,333
Jukes, Eric	CON	1,968	Kepez, Adeline	LAB	2,149
Kinsler, Hazel M. Ms.	LAB	1,175	Letchford, Brenda M. Ms.	UKIP	556
Skarpari, Vanessa	LAB	925	Da Cruz, Joseph	CON	438
South, David	LAB	871	Gezici, Ozkan F.	CON	427
Letchford, Graham W.	UKIP	681	Bray, Richard L.	GRE	426
Fenton, Mark	GRE	593	Agrawal, Alok	CON	389
Winterbottom, Joy	GRE	442			
Smith, Paul D.	LD	303	Palmers Green	Turnout 38.2%	
			<i>No change</i>		
Haselbury	Turnout 36.7%		Charalambous, Bambos*	LAB	2,224
<i>No change</i>			Maguire, Mary Ms.	LAB	2,084
Hurman, Suna	LAB	2,245	Oykener, Ahmet	LAB	1,824
Mbe, George S.	LAB	2,120	Beyzade, Beyzade M.	CON	987
Ulus, Haydar	LAB	2,025	Mcdermott, Natasha Ms.	CON	956
Croshaw, Adrian W.	CON	786	Yiannitsarou, Amy Ms.	CON	861
Daniels, Gonul	CON	605	Georgiou, Costas M.	IND	668
Harris, Aidan O. M.	UKIP	566	Wall, Nicholas J.	GRE	641
Fessehazion, Mike	CON	442	Malone, Brendan J.	LD	299
Davenport, Laura Ms.	GRE	416	Gavriel, Angelos	BNP	158
Goztas, Mehmet	TUSC	374			
Highlands	Turnout 40.4%		Ponders End	Turnout 36.2%	
<i>No change</i>			<i>No change</i>		
David-Sanders, Lee	CON	2,076	Taylor, Doug*	LAB	2,209
Vince, Glynis Ms.	CON	2,002	Orhan, Ayfer*	LAB	2,208
Delman, Dogan*	CON	1,982	Mcgowan, Donald	LAB	2,204
Hamilton, Joanne Ms.	LAB	1,262	Gungor, Tugba	CON	565
Deacon, Christopher	LAB	1,241	Stedman, Andrew M.	CON	513
Sutherland, Vincent	LAB	908	Kadir, Kamuran M.	CON	497
Evans, Jeff	UKIP	864	Goodyer, Rod	GRE	384
Flint, David C.	GRE	693	Walton, William	BNP	223
			Kershaw, Paul J.	TUSC	171
			Lukasik, Marian	IND	133
			Simpson, Joseph N.	TUSC	113

Southbury			Turnout 39.2%			Town			Turnout 43.9%		
<i>No change</i>						<i>No change</i>					
Bond, Chris*	LAB	2,148	Laban, Joanne Ms.*	CON	2,121						
Levy, Derek*	LAB	1,875	Rye, Michael*	CON	2,098						
Jemal, Jansev	LAB	1,759	Steven, Jim	CON	1,925						
Panayi, Adele J. Ms.	CON	859	Bearryman, Caitriona Ms.	LAB	1,485						
Olisa-Ashar, Gerrad	CON	801	Hamilton, Ian W.	LAB	1,446						
Savva, Stephen A.	CON	738	Murphy, Chris	LAB	1,186						
Rolph, Fred	UKIP	719	Henwood, William G.	UKIP	810						
Duce, Tom	GRE	467	Price, Bill	UKIP	753						
Kousoulou, Garry A.	IND	357	Mcgregor, Kieran T.	PNP	735						
Nicholas, Marie Ms.	BNP	233	Malin, Andreea Ms.	GRE	724						
Dolan, John P. J.	TUSC	157									
Glavardanov, Mirjana	TUSC	115									
			Turkey Street			Turnout 38.6%					
<i>No change</i>						<i>No change</i>					
Southgate	Turnout 36.8%		Chibah, Katherine E. Ms.	LAB	1,925						
<i>No change</i>			Simon, Toby	LAB	1,819						
Pearce, Daniel*	CON	1,714	Lemonides, Dino	LAB	1,736						
Smith, Edward*	CON	1,645	Lawson, Yvonne Ms.	CON	848						
Hayward, Robert*	CON	1,579	Robbens, Gary A.	UKIP	805						
Cranfield, Ingrid	LAB	1,529	Reynolds, Richard A.	CON	769						
Constantinides, Andreas	LAB	1,429	Scholfield, Karl	CON	740						
Ibrahim, Tahsin	LAB	1,319	Douglas, Elizabeth R. Ms.	GRE	380						
Krakowiak, Peter	GRE	640	Jewell, Rick J.	IND	328						
Stainer, Alan I.	LD	403	Squire, Stephen K.	BNP	278						
			Upper Edmonton			Turnout 35.6%					
Southgate Green			Turnout 41.6%			<i>No change</i>					
<i>2 LAB gains from CON</i>											
Anderson, Daniel H.	LAB	1,810	Ekechi, Patricia Ms.	LAB	2,632						
Stewart, Claire L. Ms.	LAB	1,678	Bakir, Ali	LAB	2,589						
Georgiou, Alessandro	CON	1,635	Jiagge, Doris A. M. Ms.	LAB	2,430						
Sadegh-Zadeh, Rasheed	LAB	1,433	Zihni, Niyazi	CON	573						
Kaye, Jon	CON	1,389	Hussein, Mel Ms.	CON	569						
Yurtseven, Murat	CON	1,257	Noyan, Metin	CON	563						
Clark, Fred	GRE	601	Ainsworth, Richard	GRE	560						
Hughes, David L.	GRE	471									
James, Mark L.	UKIP	400									
Stainer, Lorice	LD	333									
Maybin, Lee N.	TUSC	50									
O'Hanlon, Dean M.	TUSC	37									
Stack, John M.	TUSC	36									

Winchmore Hill **Turnout 38.3%***1 LAB gain from CON*

Hayward, Elaine Ms.*	CON	1,494
Hurer, Ertan*	CON	1,461
Barry, Dinah	LAB	1,267
Cleary, Anthony	LAB	1,259
Zavros, Maria Ms.	CON	1,225
Tilki, Hakki S.	LAB	909
Phillips, Alison C. Ms.	GRE	574
Linton, Bill	GRE	555
James, Roger K.	UKIP	511
Robertson-Molloy, Jean Ms.	GRE	434
Osman, Helen Ms.	IND	425
Edwards, Joe	LD	311

By-election**Bush Hill Park** **Turnout 23.8%***28 July 2011**No change*

Chamberlain, Lee	CON	1,108
Wiggett, Ivor	LAB	668
Kingsworth, Tony	IND	230
Smith, Paul	LD	177
Coker, Douglas	GRE	100
Rolph, Gwyneth Ms.	UKIP	70
Squire, Stephen	BNP	61
Morrison, Clive	CP	45
Weald, Ben	ED	29

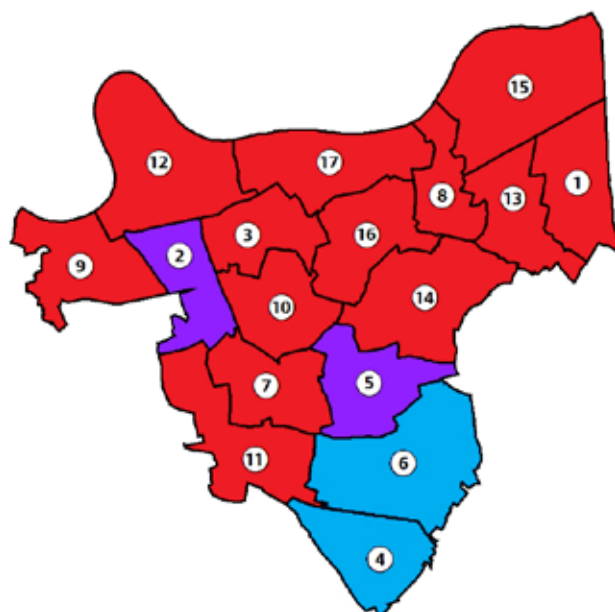
Resignation of Savva, Eleftherios (CON)

Greenwich

Labour administration

- | | |
|------------------------------|------------------------------|
| 1 Abbey Wood | 9 Greenwich West |
| 2 Blackheath | 10 Kidbrooke with Hornfair |
| 3 Charlton | 11 Middle Park and Sutcliffe |
| 4 Coldharbour and New Eltham | 12 Peninsula |
| 5 Eltham North | 13 Plumstead |
| 6 Eltham South | 14 Shooters Hill |
| 7 Eltham West | 15 Thamesmead Moorings |
| 8 Glyndon | 16 Woolwich Common |
| | 17 Woolwich Riverside |

	Conservative
	Labour
	Conservative/Labour



State of the parties, 1964-2014

	CON	LAB	LD	other	total
22.5.14	8	43	-	-	51
6.5.10	11	40	-	-	51
4.5.06	13	36	2	-	51
2.5.02	9	38	4	-	51
7.5.98	8	52	2	-	62
5.5.94	8	47	3	4	62
3.5.90	12	44	2	4	62
8.5.86	12	44	6	-	62
6.5.82	16	43	3	-	62
4.5.78	17	45	-	-	62
4.5.74	8	52	-	-	60
13.5.71	5	55	-	-	60
9.5.68	38	22	-	-	60
7.5.64	11	49	-	-	60

% share of the poll, 1964-2014

	% poll	CON	LAB	LD	other
22.5.14	37.3	18.3	42.3	6.3	33.1
6.5.10	62.0	24.5	41.1	16.8	17.6
4.5.06	35.8	27.6	37.7	18.0	16.7
2.5.02	29.9	25.9	46.1	20.6	7.3
7.5.98	32.2	27.3	55.5	14.1	3.1
5.5.94	47.6	21.8	51.8	18.4	8.0
3.5.90	51.1	20.5	39.9	6.5	33.2
8.5.86	47.8	27.4	45.9	25.8	0.9
6.5.82	45.5	32.9	40.0	26.3	0.8
4.5.78	44.8	42.1	53.9	2.2	1.7
4.5.74	36.0	33.1	60.6	5.1	1.2
13.5.71	44.3	29.5	69.0	0.5	1.0
9.5.68	38.2	53.5	43.2	2.5	0.8
7.5.64	36.0	32.4	64.0	3.2	0.4

General statistics

		Greenwich	London
Electorate	May 2014	174,624	5,878,824
	May 2010	167,221	5,689,223
Resident population aged 18 and over	Mid 2014	209,100	6,597,100
	Mid 2010	192,500	6,318,000
Estimated % unemployed	2013/14	10.8	8.2
	2009/10	10.4	9.1
Band 'D' council tax	May 2014	£1,284	£1,302
	May 2010	£1,291	£1,309

% share of the poll

	Date	%poll	CON	LAB	LD	GRE	BNP	UKIP	IND	REA	Others
Abbey Wood	22.5.14	33.8	9.4	48.8	5.4	12.1	-	24.3	-	-	-
	6.5.10	59.1	16.9	45.8	15.9	7.3	11.1	-	-	-	3.0
Blackheath Westcombe	22.5.14	47.7	31.0	38.5	9.1	21.4	-	-	-	-	-
	6.5.10	72.4	31.4	30.3	21.4	14.3	-	-	-	-	2.6
Charlton	22.5.14	37.8	11.7	47.6	7.0	18.4	-	15.3	-	-	-
	6.5.10	62.6	19.9	44.7	17.0	12.8	5.7	-	-	-	-
Coldharbour and New Eltham	22.5.14	40.5	33.9	22.5	3.2	8.3	8.4	23.7	-	-	-
	6.5.10	67.1	38.5	27.6	14.0	8.4	11.6	-	-	-	-
Eltham North	22.5.14	50.3	31.6	32.4	3.7	10.5	-	21.8	-	-	-
	6.5.10	75.1	38.6	30.9	13.2	8.2	9.0	-	-	-	-
Eltham South	22.5.14	41.4	27.7	21.2	4.2	8.6	5.9	22.9	9.4	-	-
	6.5.10	63.9	39.2	24.7	21.3	6.2	8.5	-	-	-	-
Eltham West	22.5.14	34.9	11.9	39.9	4.3	10.7	8.9	24.3	-	-	-
	6.5.10	59.4	22.8	46.8	11.7	6.6	12.2	-	-	-	-
Glyndon	22.5.14	31.8	12.6	58.6	4.8	15.9	-	-	-	-	8.0
	6.5.10	55.6	15.6	51.8	15.5	9.6	-	-	7.4	-	-
Greenwich West	22.5.14	38.0	18.3	49.2	10.1	22.5	-	-	-	-	-
	6.5.10	63.0	22.6	40.5	28.0	8.9	-	-	-	-	-
Kidbrooke with Hornfair	22.5.14	35.0	16.3	39.6	7.2	14.2	-	22.8	-	-	-
	6.5.10	60.4	27.7	40.7	14.1	7.8	9.7	-	-	-	-
Middle Park and Sutcliffe	22.5.14	40.1	19.2	35.5	7.0	12.1	6.7	19.5	-	-	-
	6.5.10	64.5	21.4	34.0	23.1	6.2	7.6	7.7	-	-	-
Peninsula	22.5.14	38.0	17.2	42.6	5.8	17.3	-	13.0	4.3	-	-
	6.5.10	63.5	24.0	40.1	19.9	16.0	-	-	-	-	-
Plumstead	22.5.14	35.1	9.3	49.1	7.8	12.2	-	21.5	-	-	-
	6.5.10	59.7	17.9	49.4	14.4	7.5	8.2	-	-	-	2.6
Shooters Hill	22.5.14	41.0	14.5	42.8	6.6	15.7	-	20.4	-	-	-
	6.5.10	67.7	25.5	42.4	15.2	9.5	7.4	-	-	-	-
Thamesmead Moorings	22.5.14	29.6	12.2	55.0	9.2	11.5	-	-	12.0	-	-
	6.5.10	54.3	14.2	52.5	9.7	4.6	8.4	-	5.1	-	5.5
Woolwich Common	22.5.14	31.8	8.7	59.4	6.5	12.8	-	12.7	-	-	-
	6.5.10	54.1	15.1	55.5	14.8	8.7	-	-	6.0	-	-
Woolwich Riverside	22.5.14	31.4	11.4	50.3	5.5	14.5	-	13.8	4.5	-	-
	6.5.10	54.4	18.0	50.3	15.1	10.5	6.1	-	-	-	-

Results

Abbey Wood			Turnout 33.8%		Coldharbour & New Eltham			Turnout 40.5%	
<i>No change</i>					<i>No change</i>				
Hyland, Denise C. Ms.*	LAB	2,058	Hills, John*	CON	1,739	Brinkhurst, Mandy Ms.*	CON	1,636	
Mardner, Clive B.*	LAB	2,031	Brinkhurst, Mandy Ms.*	CON	1,636	Hartley, Matt	CON	1,501	
Offord, Steve*	LAB	1,810	Glenister, Michael E.	UKIP	978	Whittle, Peter R.	UKIP	1,137	
Glenister, Michael E.	UKIP	978	Briody, Gerard P.	GRE	486	Carr, Robert	LAB	1,112	
Briody, Gerard P.	GRE	486	Brinkhurst, Graham K.	CON	436	Bauer, Sandra E. Ms.	LAB	1,108	
Brinkhurst, Graham K.	CON	436	Couper, Barbara A. Ms.	CON	390	Slater, John M.	LAB	1,016	
Couper, Barbara A. Ms.	CON	390	Salmon, Frank	CON	311	Adams, Clifford B.	BNP	401	
Salmon, Frank	CON	311	Headon, Tom	LD	246	Sharman, David T.	GRE	398	
Headon, Tom	LD	246	Bryceland, Mark	LD	241	Lewis, Emma L. Ms.	LD	180	
Bryceland, Mark	LD	241	Iriajen, Samson A.	LD	169	Gentry, Paul G.	LD	158	
Iriajen, Samson A.	LD	169				Lewis, Michael J.	LD	125	
Blackheath Westcombe			Turnout 47.7%		Eltham North			Turnout 50.3%	
<i>1 LAB gain from CON</i>					<i>2 LAB gains from CON</i>				
Parker, Cherry Ms.	LAB	2,185	Parker, Cherry Ms.	LAB	2,185	Drury, Spencer*	CON	1,975	
Morrissey, Paul R.	LAB	2,028	Morrissey, Paul R.	LAB	2,028	Bird, Linda Ms.	LAB	1,946	
Brighty, Geoff*	CON	1,797	Brighty, Geoff*	CON	1,797	Davies, Wynn	LAB	1,942	
Welfare, Damien F. J.	LAB	1,725	Welfare, Damien F. J.	LAB	1,725	Fletcher, Nigel*	CON	1,823	
Turrell, Thomas	CON	1,518	Turrell, Thomas	CON	1,518	Peirce, Simon W.	LAB	1,556	
Tabrizi, Laela P. Ms.	CON	1,459	Tabrizi, Laela P. Ms.	CON	1,459	Thomas, Adam	CON	1,519	
Allman, Trevor W.	GRE	1,098	Allman, Trevor W.	GRE	1,098	Butler, Paul S.	UKIP	1,221	
O'Keefe, Michael J.	LD	477	O'Keefe, Michael J.	LD	477	Stead, Rob	GRE	591	
Coppack, Lee	LD	458	Coppack, Lee	LD	458	Nicholls, Yvonne Ms.	LD	207	
						Early, Patrick	LD	205	
Charlton			Turnout 37.8%		Eltham South			Turnout 41.4%	
<i>No change</i>					<i>No change</i>				
Maccarthy, Allan J. H. D.*	LAB	2,193	Maccarthy, Allan J. H. D.*	LAB	2,193	Clare, Matt*	CON	1,394	
Williams, Miranda L. Ms.	LAB	2,112	Williams, Miranda L. Ms.	LAB	2,112	Elliott, Mark S.	CON	1,298	
Parker, Gary*	LAB	1,890	Parker, Gary*	LAB	1,890	Geary, Nuala Ms.	CON	1,183	
Wheeler, Jack	GRE	798	Wheeler, Jack	GRE	798	Christie, Simon J.	LAB	1,115	
Port, Gary R.	UKIP	664	Port, Gary R.	UKIP	664	Evans, John R.	UKIP	1,069	
Averley, Della Ms.	CON	589	Averley, Della Ms.	CON	589	Galloway, John D.	LAB	1,016	
Worrton, James	CON	497	Worrton, James	CON	497	Sekhon, Jagir K. Ms.	LAB	839	
Rodrigues-Hale, Miki	CON	441	Rodrigues-Hale, Miki	CON	441	Glover, Eileen W. Ms.*	IND	440	
Chapman, Paul M.	LD	395	Chapman, Paul M.	LD	395	Turner, David W.	GRE	402	
Gerrard, Ian J.	LD	318	Gerrard, Ian J.	LD	318	Woods, Roberta F. L. Ms.	BNP	307	
Mbogga, Richard	LD	195	Mbogga, Richard	LD	195	Peete, Thelma G. Ms.	BNP	248	
						Chuter, Michael D.	LD	208	
						Cox, Eileen J. Ms.	LD	206	
						Pattenden, Mark S.	LD	181	

Eltham West		Turnout 34.9%	Kidbrooke with Hornfair		Turnout 35.0%
<i>No change</i>			<i>No change</i>		
Hayes, Mick*	LAB	1,479	Adams, Norman R.*	LAB	1,770
Freeman, Bill*	LAB	1,453	Grice, Christine Ms.	LAB	1,686
Walker, Ray*	LAB	1,283	Stanley, David C.	LAB	1,495
Acty, Ryan M. J.	UKIP	856	Ray, Barbara V. Ms.	UKIP	949
Davis, Charles	CON	452	Hale, Toni	CON	773
Nichols, John	CON	451	Emmanuel, Gold	CON	721
Stevenson, Mark	GRE	377	Hayles, Arthur L.	GRE	590
Shipp, James	CON	353	Serroukh, Semo	CON	541
Ramsey, Paul	BNP	314	Hunter, Frances Y. Ms.	LD	301
Potter, Harry D.	LD	158			
Shubert, Lester E.	LD	145	Middle Park and Sutcliffe		Turnout 40.1%
			<i>No change</i>		
Glyndon		Turnout 31.8%	May, Christine E. Ms.*	LAB	1,709
<i>No change</i>			James, Mark S.*	LAB	1,658
Austen, Donald J.*	LAB	2,212	Morris, Clare C. Ms.*	LAB	1,624
Brooks, Peter J.	LAB	2,064	Drury, Elizabeth Ms.	CON	1,026
Rabadia, Radha* Ms.	LAB	1,995	Adams, Raymond	UKIP	913
Wilson, Janine Ms.	GRE	568	Goss, David	CON	886
Lee, Gillian Ms.	CON	494	Mawji, Ben	CON	781
Patel, Bhaval U.	CON	440	Brand, Roger P.	GRE	568
Stirling, Sheila J. Ms.	CON	416	Green, Mary C. Ms.	LD	366
Chamberlain, Lynne C. Ms.	TUSC	359	Beaumont, David J.	LD	343
Stringer, Sian Ms.	TUSC	285	Scanlon, Nick	BNP	313
Heap, Jo	LD	238	Webbewood, Paul	LD	273
Kasab, Sara M. C. Ms.	TUSC	212			
Ottery, Edward	LD	150	Peninsula		Turnout 38.0%
Nabukeera-Mbogga, Eva Ms.	LD	127	<i>No change</i>		
			Brain, Stephen A.	LAB	1,926
Greenwich West		Turnout 38.0%	Scott-Mcdonald, Denise Ms.	LAB	1,771
<i>No change</i>			Lloyd, Chris	LAB	1,614
O'Mara, Maureen Ms.*	LAB	2,665	King, Jan E. Ms.	GRE	789
Pennycook, Matthew T.*	LAB	2,448	Connolly, Philip J.	GRE	757
Smith, Aidan M. A.	LAB	2,159	Methley, Harry	CON	749
Stott, Robin B.	GRE	1,108	Mann, Maya Ms.	CON	730
Gillard, Patricia Ms.	CON	977	Tweddell, Piers	CON	665
Corstorphine, Andrew	CON	905	Wilson, Tim	GRE	609
Mclean-Wait, Louis	CON	824	Radcliffe, Gillian Ms.	UKIP	540
Miller, Suzanne J. Ms.	LD	557	Brand, Christopher	LD	296
Smith, Andrew C.	LD	497	Durham, Anthony C. H.	LD	219
Rotchell, Mark E.	LD	438	Mcfarlane, George N.	LD	205
			Wheeler, Terry A.	IND	177

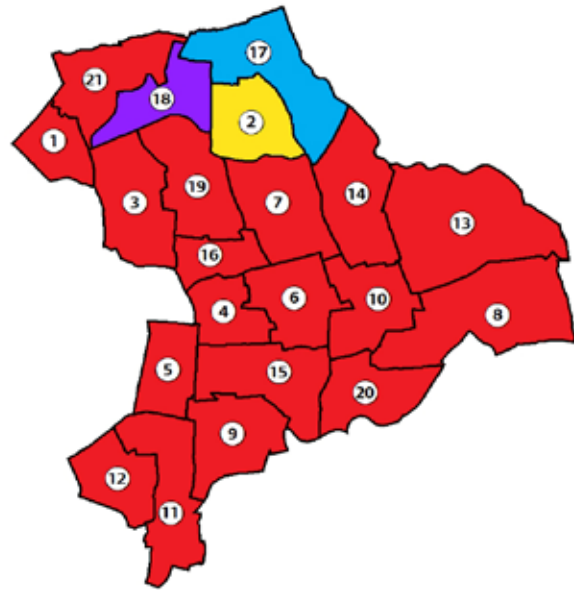
Plumstead			Turnout 35.1%		Woolwich Common			Turnout 31.8%	
<i>No change</i>					<i>No change</i>				
Cornforth, Angela J. Ms.*	LAB	2,441	Gardner, David L.	LAB	2,289	Singh, Harry*	LAB	2,208	
Morrow, Matthew*	LAB	2,033	Hisbani, Ambreen	LAB	2,048	Johnson, Ronie D.	UKIP	469	
Sehmar, Rajinder	LAB	1,850	Roy, Purnendu	GRE	467	Lawbuary, Jo	GRE	522	
Johnson, Ronie D.	UKIP	924	Warwicker, David A.	UKIP	350	Frost, Sheila J. Ms.	CON	421	
Lawbuary, Jo	GRE	522	Hills, Patricia A. Ms.	CON	336	Riley, Martin S.	CON	408	
Frost, Sheila J. Ms.	CON	421	Jones, Jennifer F. Ms.*	CON	269	Robinson, Gemma Ms.	CON	371	
Riley, Martin S.	CON	408	Wainwright, Janet Ms.	CON	238	Derrick-Reeve, Sylvia G. Ms.	LD	336	
Robinson, Gemma Ms.	CON	371	Gwizdala, Peter	LD					
Derrick-Reeve, Sylvia G. Ms.	LD	336							
Shooters Hill			Turnout 41.0%		Woolwich Riverside			Turnout 31.4%	
<i>No change</i>					<i>No change</i>				
Merrill, Sarah J. Ms.	LAB	2,027	Barwick, Barbara E. Ms.*	LAB	2,426	Smith, Jackie A. Ms.	LAB	2,215	
Kirby, Christopher C. A.	LAB	1,940	Fahy, John*	LAB	2,162	Angas, Elizabeth M. Ms.	GRE	652	
Thorpe, Danny L.*	LAB	1,894	Angas, Elizabeth M. Ms.	GRE	621	Gill, John E.	UKIP	612	
Price, Les	UKIP	933	Gill, John E.	UKIP	612	Davidson, Michael	CON	514	
Burgess, Mo Ms.	CON	820	Davidson, Michael	CON	514	Couper, David A.	CON	419	
Westcombe, Michael D.	GRE	716	Couper, David A.	CON	419	Diallo, Abdoulaye	CON	307	
Greenwell, Pat	CON	684	Diallo, Abdoulaye	CON	307	Clarke, Rachael Ms.	LD	263	
Tiwari, Amit	CON	482	Clarke, Rachael Ms.	LD	203	Hooker, Sally R. Ms.	LD	177	
Christie, Stewart C.	LD	390	Hooker, Sally R. Ms.	LD	177	Yusuf, Hamsa	IND		
Austin, Anthony P.	LD	269	Yusuf, Hamsa	IND		Horrox, Matthew J. B. B.	LD		
Soanes, Bonnie C.	LD	249	Horrox, Matthew J. B. B.	LD					
Thamesmead Moorings			Turnout 29.6%						
<i>No change</i>									
Babatola, Olu	LAB	2,201							
Lekau, Averil A. Ms.	LAB	1,991							
James, Sizwe	LAB	1,931							
Brinson, David	CON	555							
Solola, Femi	IND	546							
Ralph, Thomas	CON	475							
Haroutunian, Susan Ms.	GRE	427							
Mcewen, Freda Ms.	IND	348							
West, Paul J.	LD	341							
Stannard, Alka	CON	333							

Hackney

Labour administration

Labour directly elected mayor

- | | |
|-----------------------------|-----------------------|
| 1 Brownswood | 12 Hoxton West |
| 2 Cazenove | 13 King's Park |
| 3 Clissold | 14 Lea Bridge |
| 4 Dalston | 15 London Fields |
| 5 De Beauvoir | 16 Shacklewell |
| 6 Hackney Central | 17 Springfield |
| 7 Hackney Downs | 18 Stamford Hill West |
| 8 Hackney Wick | 19 Stoke Newington |
| 9 Haggerston | 20 Victoria |
| 10 Homerton | 21 Woodberry Down |
| 11 Hoxton East & Shoreditch | |



 Labour
 Liberal Democrat
 Conservative/Labour
 Conservative

State of the parties, 1964-2014

	CON	LAB	LD	other	total
22.5.14	4	50	3	-	57
6.5.10	4	50	3	-	57
4.5.06	9	44	3	1	57
2.5.02	9	45	3	-	57
7.5.98	12	29	17	2	60
5.5.94	6	44	10	-	60
3.5.90	4	48	8	-	60
8.5.86	2	53	5	-	60
6.5.82	3	50	7	-	60
4.5.78	1	59	-	-	60
4.5.74	-	60	-	-	60
13.5.71	-	60	-	-	60
9.5.68	31	27	2	-	60
7.5.64	-	60	-	-	60

% share of the poll, 1964-2014

	% poll	CON	LAB	LD	other
22.5.14	38.6	12.1	56.9	8.1	22.9
6.5.10	57.8	13.7	46.7	21.8	17.8
4.5.06	34.4	16.6	41.1	15.5	26.7
2.5.02	30.1	16.3	40.8	10.6	32.4
7.5.98	34.8	20.9	41.4	25.7	12.0
5.5.94	38.2	20.5	54.8	19.1	5.6
3.5.90	36.1	20.7	51.6	15.8	11.9
8.5.86	36.1	19.0	56.4	19.7	5.0
6.5.82	34.2	23.3	54.6	20.3	1.9
4.5.78	36.5	29.3	59.4	2.5	8.8
4.5.74	23.4	18.3	72.5	8.8	0.4
13.5.71	29.0	20.9	78.1	0.0	1.0
9.5.68	21.5	41.3	46.7	9.4	2.5
7.5.64	16.3	16.1	69.7	12.9	1.2

General statistics

		Hackney	London
Electorate	May 2014	175,132	5,878,824
	May 2010	162,541	5,689,223
Resident population aged 18 and over	Mid 2014	196,900	6,597,100
	Mid 2010	187,600	6,318,000
Estimated % unemployed	2013/14	10.7	8.2
	2009/10	11.0	9.1
Band 'D' council tax	May 2014	£1,301	£1,302
	May 2010	£1,308	£1,309

% share of the poll

	Date	%poll	CON	LAB	LD	GRE	BNP	UKIP	IND	REA	Others
Brownswood	22.5.14	40.4	9.7	55.8	7.8	22.3	-	-	-	-	4.4
	6.5.10	59.6	12.2	45.8	25.5	16.5	-	-	-	-	-
Cazenove	22.5.14	49.3	4.4	39.2	41.4	15.0	-	-	-	-	-
	6.5.10	60.7	6.8	33.5	40.0	19.7	-	-	-	-	-
Chatham	6.5.10	54.3	9.8	58.3	18.6	13.3	-	-	-	-	-
Clissold	22.5.14	45.1	6.6	56.1	8.1	29.2	-	-	-	-	-
	6.5.10	65.4	7.5	47.5	17.9	27.1	-	-	-	-	-
Dalston	22.5.14	35.5	5.8	54.3	7.7	27.9	-	4.4	-	-	-
	6.5.10	57.3	8.5	49.6	23.3	15.9	-	-	2.7	-	-
De Beauvoir	22.5.14	38.6	16.5	54.9	7.2	19.0	-	-	-	-	2.5
	6.5.10	57.4	18.8	44.5	22.1	14.6	-	-	-	-	-
Hackney Central	22.5.14	37.9	5.7	64.1	7.0	23.2	-	-	-	-	-
	3.5.12	41.5	5.5	68.2	11.0	15.3	-	-	-	-	-
	6.5.10	58.6	8.7	54.6	23.0	13.7	-	-	-	-	-
Hackney Downs	22.5.14	39.8	5.7	61.8	8.8	23.7	-	-	-	-	-
	6.5.10	57.6	9.2	48.6	22.4	19.8	-	-	-	-	-
Hackney Wick	22.5.14	32.6	7.5	66.1	6.5	19.9	-	-	-	-	-
Haggerston	22.5.14	34.9	9.4	59.4	4.4	18.8	-	-	-	-	8.0
	6.5.10	54.1	15.5	45.9	21.6	14.3	-	-	-	-	2.7
Homerton	22.5.14	37.5	6.6	65.0	5.6	16.7	-	-	6.2	-	-
Hoxton	6.5.10	51.5	15.4	45.7	26.0	12.9	-	-	-	-	-
Hoxton East & Shoreditch	22.5.14	31.1	13.8	58.8	7.3	16.0	-	-	-	-	4.1
Hoxton West	22.5.14	33.6	12.1	58.9	6.3	18.0	-	-	-	-	4.8
King's Park	22.5.14	39.6	6.4	64.7	4.6	20.2	-	-	4.1	-	-
	6.5.10	57.6	8.1	54.1	26.8	11.0	-	-	-	-	-
Lea Bridge	22.5.14	39.5	7.9	57.8	4.4	25.6	-	-	-	-	4.3
	6.5.10	55.4	5.3	53.6	19.9	17.0	-	-	-	-	4.2
London Fields	22.5.14	40.6	9.1	58.2	6.3	21.9	-	-	-	-	4.5
Lordship	6.5.10	62.4	28.6	34.7	18.6	7.4	-	-	10.7	-	-
<i>New River</i>	<i>16.9.10</i>	<i>n/a</i>	<i>57.2</i>	<i>36.8</i>	<i>2.2</i>	<i>2.8</i>	-	-	<i>0.9</i>	-	-
New River	6.5.10	56.4	34.1	37.8	13.9	14.2	-	-	-	-	-
Queensbridge	6.5.10	58.5	12.8	43.4	22.1	19.4	-	-	2.3	-	-
Shacklewell	22.5.14	39.3	5.4	63.5	5.3	25.8	-	-	-	-	-
Springfield	22.5.14	46.8	49.8	39.3	2.9	8.0	-	-	-	-	-
	6.5.10	56.8	42.0	37.4	11.8	8.8	-	-	-	-	-
Stamford Hill West	22.5.14	40.4	42.1	44.2	3.0	10.8	-	-	-	-	-
Stoke Newington	22.5.14	43.8	6.0	57.2	5.4	27.3	-	-	-	-	4.1
Stoke Newington Central	6.5.10	64.8	5.3	47.5	17.1	30.1	-	-	-	-	-
Victoria	22.5.14	38.0	7.1	62.0	4.7	18.3	-	7.8	-	-	-
	6.5.10	57.2	13.1	54.2	20.9	11.7	-	-	-	-	-
Wick	6.5.10	54.6	8.4	48.0	19.0	20.0	-	-	-	-	4.5
Woodberry Down	22.5.14	40.8	18.4	65.5	3.9	12.2	-	-	-	-	-

Results

Brownswood	Turnout 40.4%		Dalston	Turnout 35.5%	
<i>1 fewer seat in ward</i>			<i>1 fewer seat in ward</i>		
Potter, Clare Ms.	LAB	1,335	Adejare, Soraya	LAB	1,173
Bell, Brian*	LAB	1,287	Snell, Peter	LAB	1,067
Butler, Sam	GRE	562	Cort, Dominic O.	GRE	664
Lang, Peter	GRE	484	Key, Daniel	GRE	489
Aussenberg, Bella Ms.	CON	229	Driver, James C.	LD	170
White, Andrew G.	CON	226	Pearce, Pauline Ms.	LD	146
Leigh, Dominic	LD	195	Aussenberg, Rochelle Ms.	CON	139
Sharer, Bella Ms.	LD	171	Krajewski, Andrzej	CON	101
Rubens, Thomas A.	TUSC	104	Basevi, Luke	UKIP	90
Cazenove	Turnout 49.3%		De Beauvoir	Turnout 38.6%	
<i>No change</i>			<i>1 fewer seat in ward</i>		
Jacobson, Abraham*	LD	1,731	Bunt, Laura Ms.	LAB	1,336
Akhood, Dawood E.*	LD	1,715	Peters, James	LAB	1,245
Sharer, Ian D.*	LD	1,709	Ryan, Catherine Ms.	GRE	476
Adeolu-David, Kofo	LAB	1,688	Brown, Cameron L.	CON	433
Smyth, Gilbert	LAB	1,602	Lee, Nicholas	GRE	418
Burn, Matthew	LAB	1,593	Zolnierzak, Weronika Ms.	CON	342
Borris, Mischa Ms.	GRE	744	Freeman, Rebecca Ms.	LD	189
Lopez, Jenny Ms.	GRE	580	Diminieux, Cynthia Ms.	LD	150
Webb, Teresa Ms.	GRE	538	Newby, Chris	TUSC	58
Kwasnik, Marzena I.	CON	209			
Sills, Pamela Y. Ms.	CON	189	Hackney Central	Turnout 37.9%	
Halasz, Erika	CON	150	<i>No change</i>		
Clissold	Turnout 45.1%		Linden, Sophie Ms.*	LAB	2,094
<i>No change</i>			Hayhurst, Ben*	LAB	2,082
Cameron, Sophie Ms.	LAB	2,519	Stops, Vincent*	LAB	1,916
Hercocok, Ned	LAB	2,103	Venables, Christopher J.	GRE	751
Etti, Sade Ms.	LAB	2,010	Graham, George W.	GRE	738
George, Charlotte C. L. Ms.	GRE	1,287	Rossiter, Alec	GRE	717
Carpenter, Griffin	GRE	1,125	Thompson-Wood, Reuben	LD	240
Styles, Kirsty Ms.	GRE	1,040	Lyons, James	LD	202
Anderson, Sylvia Ms.	LD	410	Whitelaw, Heather E. Ms.	CON	190
de Deney, Simon	LD	345	Unek, Fadile	CON	184
Cook, Alison Ms.	CON	305	Wancowicz, Elzbieta J. Ms.	CON	167
Aussenberg, Glenda Ms.	CON	263			
Steinberger, Ita	CON	207			
Harms, Tony	LD	207			

Hackney Downs **Turnout 39.8%***No change*

Desmond, Michael B.*	LAB	2,115
Rickard, Anna-Joy Ms.	LAB	2,100
Muir, Rick*	LAB	2,020
Brown, Alexander	GRE	843
Coggins, Stuart	GRE	834
Guise, Andrew	GRE	719
Lashmore, Teena Ms.	LD	342
Sadiq, Mohammed	LD	293
Garry, Malcolm	LD	249
Gray, Duncan	CON	214
Gray, Amy Ms.	CON	214
Leosz, Izabel Ms.	CON	149

Hackney Wick **Turnout 32.6%***New ward in 2014*

Kennedy, Christopher M.*	LAB	1,830
Webb, Jess Ms.*	LAB	1,810
Sharman, Nick	LAB	1,700
Hughes, Nicholas	GRE	634
Salisbury, Laura H. Ms.	GRE	524
Salem, Caroline Ms.	GRE	446
Idris, Ahmed	LD	236
Kane, James N.	CON	209
Colson, Jack A.	CON	203
Lewry, Stanley D.	CON	194
Mathis, Ben	LD	165
Ibars, Maria S. Ms.	LD	124

Haggerston **Turnout 34.9%***No change*

Buitekant, Barry*	LAB	1,822
Mcshane, Jonathan D.*	LAB	1,816
Munn, Ann E. Ms.*	LAB	1,809
Finlay, Heather Ms.	GRE	602
Fernandez, Andrew	GRE	566
Corby, Gideon Ms.	GRE	557
Bullock, Doreen Ms.	CON	362
King, Clarence G.	CON	254
Wright, Timothy J.	CON	244
Cinpolat, Oktay	TUSC	243
Jordan, Joe	LD	181
Payne, Geoffrey G. J.	LD	131
Rapaport, Meyer	LD	94

Homerton **Turnout 37.5%***New ward in 2014*

Champan, Robert A.	LAB	2,120
Nicholson, Guy*	LAB	2,029
Mulready, Sally Ms.*	LAB	1,993
Clark, Kevin	GRE	548
Devaney, John	GRE	527
Calvo, Virginia L. Ms.	GRE	507
Selby, Stephen A.	CON	231
Harflett, Melissa Ms.	LD	216
Igunnubole, Oluwagbemiro	CON	201
Miah, Shuruj	IND	194
Nowobilski, Alina Z.	CON	187
Harris, Charlie	LD	183
Horowitz, Susan J. Ms.	LD	126

Hoxton East & Shoreditch **Turnout 31.1%***New ward in 2014*

Adams, Kam	LAB	1,588
Demirci, Feryal*	LAB	1,421
Ebbutt, Tom*	LAB	1,385
Bailey, Thomas	GRE	444
Chance, Rachel	GRE	392
Cowdrill, Jonathan	GRE	358
Sills, Christopher D.	CON	356
Spiller, Thomas H.	CON	355
Tinley, Jack	CON	323
Clinch, John	LD	185
Friend, Peter	LD	185
Bavage, Kat Ms.	LD	172
Beishon, Judith Ms.	TUSC	126
Mattsson, Paul	TUSC	77

Hoxton West **Turnout 33.6%***New ward in 2014*

Glanville, Philip*	LAB	1,693
Mckenzie, Clay*	LAB	1,687
Williams, Carole Ms.*	LAB	1,634
Barnett, Kate Ms.	GRE	602
Butcher, Matthew	GRE	487
Moros-Noujaim, Jeannine	GRE	448
Bosman, Reinier J. C.	CON	362
Howard, John W.	CON	339
Sullivan, Sean	CON	326
Horowitz, Joseph	LD	190
See, Ben	LD	182
Silva, Antonio	LD	161
Hughes, Jon	TUSC	136

King's Park			Turnout 39.6%			Shacklewell			Turnout 39.3%		
<i>No change</i>						<i>New ward in 2014</i>					
Patrick, Sharon R. Ms.*	LAB	2,290	Gregory, Michelle Ms.*	LAB	1,468						
Rahilly, Tom	LAB	2,068	Lufkin, Richard	LAB	1,344						
Rennison, Rebecca Ms.	LAB	2,013	Sharples, Joel	GRE	594						
Grove-White, Ruth Ms.	GRE	701	Grant-Peterkin, Hugh D.	GRE	550						
Jones, Peter	GRE	684	Aussenberg, Mark J.	CON	132						
Heaton, Christopher	GRE	604	Molloy, Simon	LD	125						
Daid, James M.	CON	226	Chamberlain, Jamie	LD	110						
Turgut, Andrew C.	CON	203	Rolkiewicz, Agnieszka Ms.	CON	107						
Sheikh, Sheena Ms.	CON	202									
Pemberton, Jeff	LD	182	Springfield	Turnout 46.8%							
Williams, Vernon	IND	134	<i>1 CON gain from LAB</i>								
Raval, Dave	LD	117	Steinberger, Simche*	CON	2,145						
			Levy, Michael*	CON	2,144						
Lea Bridge	Turnout 39.5%		Odze, Harvey	CON	2,025						
<i>No change</i>			Alden-Falconer, Ben	LAB	1,708						
Gordon, Margaret Ms.*	LAB	2,331	Larkin, David	LAB	1,678						
Rathbone, Ian*	LAB	2,147	Jones, Michael G.*	LAB	1,605						
Oguzkanli, Deniz*	LAB	2,073	Bacon, Christine Ms.	GRE	384						
Jenkins, Ruth Ms.	GRE	1,055	Birksted-Breen, Noah J.	GRE	317						
Earl, Douglas	GRE	985	Stern, Daniel	GRE	313						
Mercer, David	GRE	859	O'Brien, Mary Ms.	LD	148						
Kelly, Linda Ms.*	CON	391	Donovan, Dennis	LD	127						
Mangera, Elyas	CON	310	Round, Stuart C.	LD	93						
Turbak, Piotr	CON	197									
Shenker, Jeffrey	LD	175	Stamford Hill West	Turnout 40.4%							
Hastings, Robert G.	LD	169	<i>New ward in 2014</i>								
Valent, Annoesjka	TUSC	161	Sales, Rosemary Ms.	LAB	1,105						
Jacobson, Gita Ms.	LD	157	Papier, Benzion	CON	953						
			Aussenberg, Bernard*	CON	941						
London Fields	Turnout 40.6%		Walker, Joe	LAB	886						
<i>New ward in 2014</i>			Knight, Cedric	GRE	249						
Bramble, Anntoinette A.C. Ms*	LAB	2,153	Bayne, Craig	GRE	237						
Ozsen, M C.	LAB	1,915	O'Brien, Noel C.	LD	89						
Plouviez, Emma Ms.*	LAB	1,891	Smulian, Mark N.	LD	44						
Beyad, Fatemeh	GRE	857									
Olive, Alexandra M. Ms.	GRE	761									
Theophanous, Daniel	GRE	625									
Driver, Sandra Ms.	LD	331									
Dodkin, David	CON	321									
Ellis, Alexander	CON	313									
Doudeskos, Michael	CON	297									
Firat, Fero	TUSC	188									
Osborn, Tom	LD	180									
Jacobson, Charles J.	LD	138									
Swingler, Diana L. Ms.	TUSC	120									

Stoke Newington			Woodberry Down		
Turnout 43.8%			Turnout 40.8%		
<i>New ward in 2014</i>			<i>New ward in 2014</i>		
Thomson, Louisa Ms.*	LAB	2,576	Burke, Jon	LAB	1,653
Fajana-Thomas, Susan Ms.*	LAB	2,330	Selman, Caroline Ms.	LAB	1,480
Coban, Mete	LAB	2,297	Goldstein, Efrayim	CON	460
Bates, Danny	GRE	1,270	Odze, Chaya	CON	419
Williams, Krysia Ms.	GRE	1,143	Moss, Karen R. K. Ms.	GRE	305
Goodman, Alexander	GRE	1,027	Hughes, Anna Ms.	GRE	281
Lewington, Irene M. Ms.	CON	319	Coffer, Topsy	LD	108
Morgan, Jan Ms.	LD	278	Hornsby, Myall A.	LD	78
Odze, Lillian Ms.	CON	224			
Wypych, Agnieszka Ms.	CON	212			
Lunat, Imtyaz	LD	206			
Morgan-Ash, Richard	LD	190			
Cotter, Michael	TUSC	173			

Victoria		
Turnout 38.0%		
<i>No change</i>		
Brett, Will	LAB	2,096
Hanson, Katie Ms.*	LAB	2,059
Taylor, Geoff*	LAB	1,921
Roberts, Helen F. Ms.	GRE	640
Hall, Zoe Ms.	GRE	586
Robinson, Wendy L. Ms.	GRE	572
Saunders, Winifred	CON	278
Dewan, Shahi	CON	269
Priest, Sheila Ms.	UKIP	256
James, Heather L. Ms.	LD	186
Gaskin, Ian F.	LD	165
Begum, Rumi	CON	151
Jacobson, Theodore	LD	114

By-elections

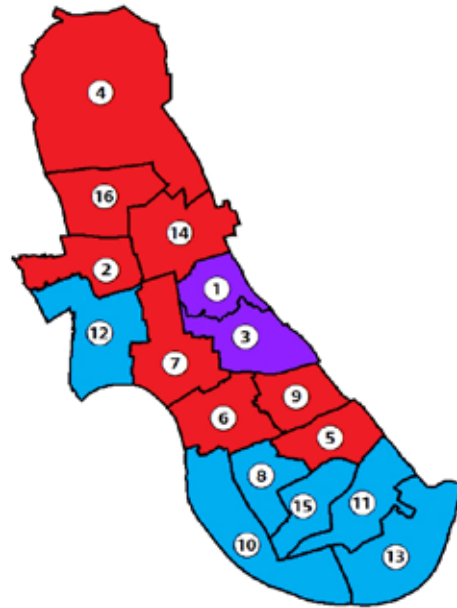
New River			Hackney Central		
16 September 2010			03 May 2012		
<i>No change</i>			<i>No change</i>		
Papier, Benzion	CON	1,567	Hayhurst, Ben	LAB	2,438
Burke, Jonathan Paul	LAB	1,007	Korel, Mustafa	GRE	545
Coggins, Stuart	GRE	77	Pearce, Pauline Ms.	LD	394
Mathis, Benjamin Daniel David	LD	61	Boff, Andrew	CON	196
Fraser, Darren Marlon	IND	26	<i>Resignation of Laing, Alan R. (LAB)</i>		
<i>Death of Middleton, Maureen Ms. (CON)</i>					

Hammersmith and Fulham

Labour administration

- | | |
|----------------------------|-----------------------------|
| 1 Addison | 8 Munster |
| 2 Askew | 9 North End |
| 3 Avonmore and Brook Green | 10 Palace Riverside |
| 4 College Park and Old Oak | 11 Parsons Green and Walham |
| 5 Fulham Broadway | 12 Ravenscourt Park |
| 6 Fulham Reach | 13 Sands End |
| 7 Hammersmith Broadway | 14 Shepherd's Bush Green |
| | 15 Town |
| | 16 Wormholt and White City |

■	Conservative
■	Labour
■	Conservative/Labour



State of the parties, 1964-2014

	CON	LAB	LD	other	total
22.5.14	20	26	-	-	46
6.5.10	31	15	-	-	46
4.5.06	33	13	-	-	46
2.5.02	18	28	-	-	46
7.5.98	14	36	-	-	50
5.5.94	15	33	2	-	50
3.5.90	22	28	-	-	50
8.5.86	9	40	1	-	50
6.5.82	23	25	2	-	50
4.5.78	24	24	2	-	50
4.5.74	10	48	2	-	60
13.5.71	2	58	-	-	60
9.5.68	54	6	-	-	60
7.5.64	7	53	-	-	60

% share of the poll, 1964-2014

	% poll	CON	LAB	LD	other
22.5.14	37.6	38.1	41.9	8.4	11.6
6.5.10	61.9	43.4	34.1	19.8	2.7
4.5.06	39.7	48.7	32.0	14.0	5.3
2.5.02	32.0	42.5	41.0	14.1	2.4
7.5.98	34.2	37.4	49.7	12.6	0.2
5.5.94	46.3	35.9	49.8	13.6	0.7
3.5.90	53.2	42.3	48.3	5.3	4.1
8.5.86	51.8	33.7	50.8	13.4	2.0
6.5.82	50.0	40.1	37.7	20.4	1.9
4.5.78	50.5	47.6	45.6	3.9	2.9
4.5.74	41.3	36.3	56.8	6.3	0.6
13.5.71	47.6	36.5	61.6	1.8	0.1
9.5.68	39.1	58.2	38.9	2.3	0.6
7.5.64	32.0	33.9	62.7	2.7	0.8

General statistics

		Hammersmith and Fulham	London
Electorate	May 2014	130,564	5,878,824
	May 2010	127,333	5,689,223
Resident population aged 18 and over	Mid 2014	153,700	6,597,100
	Mid 2010	148,800	6,318,000
Estimated % unemployed	2013/14	7.6	8.2
	2009/10	10.6	9.1
Band 'D' council tax	May 2014	£1,061	£1,302
	May 2010	£1,122	£1,309

% share of the poll

	Date	%poll	CON	LAB	LD	GRE	BNP	UKIP	IND	REA	Others
Addison	22.5.14	42.9	41.8	44.5	13.7	-	-	-	-	-	-
	6.5.10	64.1	39.5	29.2	19.5	11.8	-	-	-	-	-
Askew	22.5.14	37.0	20.5	51.3	7.3	19.4	-	-	1.5	-	-
	6.5.10	62.9	27.0	44.0	29.0	-	-	-	-	-	-
Avonmore & Brook Green	22.5.14	36.9	43.2	40.3	9.3	-	-	7.1	-	-	-
	6.5.10	59.8	46.1	29.0	21.0	-	-	-	4.0	-	-
College Park and Old Oak	22.5.14	31.7	18.0	58.3	7.0	16.7	-	-	-	-	-
	6.5.10	58.2	21.2	53.5	13.7	8.4	-	-	3.2	-	-
Fulham Broadway	22.5.14	39.4	41.3	51.8	7.0	-	-	-	-	-	-
	6.5.10	59.3	49.7	30.1	20.2	-	-	-	-	-	-
Fulham Reach	22.5.14	41.7	41.4	45.1	5.8	-	-	7.8	-	-	-
	6.5.10	62.3	44.6	37.1	18.3	-	-	-	-	-	-
Hammersmith Broadway	22.5.14	37.0	25.9	52.1	8.4	-	-	10.4	-	-	3.3
	6.5.10	61.0	35.4	45.3	19.3	-	-	-	-	-	-
Munster	22.5.14	32.1	56.2	23.3	8.9	-	-	-	-	-	11.7
	6.5.10	61.4	56.6	15.8	15.8	11.8	-	-	-	-	-
North End	22.5.14	39.4	38.0	46.7	7.9	-	-	7.4	-	-	-
	6.5.10	61.4	42.8	38.6	18.6	-	-	-	-	-	-
Palace Riverside	22.5.14	44.3	61.8	18.4	6.9	12.9	-	-	-	-	-
	6.5.10	69.4	63.0	15.6	21.4	-	-	-	-	-	-
Parsons Green & Walham	22.5.14	35.5	70.2	20.4	9.4	-	-	-	-	-	-
	6.5.10	64.1	68.7	15.1	16.2	-	-	-	-	-	-
Ravenscourt Park	22.5.14	49.3	41.3	34.4	6.5	13.1	-	4.8	-	-	-
	6.5.10	67.7	43.6	33.0	23.4	-	-	-	-	-	-
Sands End	22.5.14	32.6	38.9	31.9	6.2	10.8	-	12.1	-	-	-
	6.5.10	58.9	51.1	30.2	18.7	-	-	-	-	-	-
Shepherd's Bush Green	22.5.14	34.9	17.4	50.2	7.4	16.8	-	8.2	-	-	-
	6.5.10	59.7	27.0	48.0	21.0	-	-	4.0	-	-	-
Town	22.5.14	32.3	52.0	24.4	18.8	-	-	-	-	-	4.8
	<i>12.7.12</i>	<i>20.5</i>	<i>49.4</i>	<i>26.8</i>	<i>21.3</i>	-	-	<i>2.5</i>	-	-	-
	6.5.10	61.0	57.2	20.2	22.6	-	-	-	-	-	-
Wormholt and White City	22.5.14	37.0	17.3	65.3	5.5	11.9	-	-	-	-	-
	<i>7.2.13</i>	<i>24.8</i>	<i>11.8</i>	<i>66.9</i>	<i>9.9</i>	-	<i>2.1</i>	<i>5.8</i>	<i>3.5</i>	-	-
	6.5.10	61.0	23.4	60.8	15.8	-	-	-	-	-	-

Results**Addison****Turnout 42.9%***2 LAB gains from CON*

Connell, Adam	LAB	1,731
Fennimore, Sue Ms.	LAB	1,702
Donovan, Belinda Ms.*	CON	1,609
Cawley, Joe	CON	1,511
Forsyth, Charles	CON	1,511
Kareem, Khafi Ms.	LAB	1,499
Burden, Janet Ms.	LD	504

Askew**Turnout 37.0%***No change*

Needham, Caroline F. Ms.*	LAB	2,208
Homan, Lisa Ms.*	LAB	1,976
Vaughan, Rory J.*	LAB	1,884
Higton, Mark	CON	891
Pender, George	CON	778
Albrecht, Helene G. Ms.	GRE	765
Spencer Smith, Harry	CON	752
Coates, Penny Ms.	LD	357
Remy, Catherine Ms.	LD	264
Perrin, Julie C. Ms.	LD	244
Zabavnik, Bozidar	IND	58

Avonmore and Brook Green**Turnout 36.9%***1 LAB gain from CON*

Carlebach, Joe*	CON	1,403
Barlow, Hannah R. R. Ms.	LAB	1,375
Ffiske, Caroline Ms.	CON	1,337
Malet, Henrietta Ms.	CON	1,289
O'Sullivan, Michael P.	LAB	1,237
Qayyum, Zazar	LAB	1,148
Swallow, Poppy Ms.	LD	299
Burden, Jon	LD	297
Dann, Billy	LD	274
Spencer, Dominic M.	UKIP	220

College Park and Old Oak**Turnout 31.7%***No change*

Chumner, Elaine N. Ms.*	LAB	1,245
Harcourt, Wesley S.*	LAB	1,155
Donovan, Gavin	CON	407
Huber, Jürgen	GRE	345
Sturdy-Morton, Maria Ms.	CON	333
Bowatte, Visuddha	LD	145

Fulham Broadway**Turnout 39.4%***3 LAB gain from CON*

Coleman, Ben	LAB	1,571
Holder, Sharon Ms.	LAB	1,540
De'Ath, Alan	LAB	1,524
Brocklebank-Fowler, Victoria S. A. Ms.*	CON	1,252
Ford, Rachel Ms.*	CON	1,232
Thorley, Matt*	CON	1,211
Kennedy, Laura Ms.	LD	218
Braund, Harry	LD	217
Waiting, Molly Ms.	LD	188

Fulham Reach**Turnout 41.7%***3 LAB gain from CON*

Cassidy, Iain G.	LAB	1,633
Lukey, Vivienne J. Ms.	LAB	1,623
Vincent, Guy W.	LAB	1,517
Graham, Peter*	CON	1,496
Johnson, Andrew*	CON	1,453
Glossop, Tish Ms.	CON	1,434
Lodge, John M.	UKIP	275
Longworth, Christine Ms.	LD	265
Mckelvie, Allan	LD	182
Waiting, Chris	LD	164

Hammersmith Broadway**Turnout 37.0%***No change*

Murphy, PJ*	LAB	1,710
Cowan, Stephen*	LAB	1,709
Cartwright, Michael*	LAB	1,695
Borland, Jackie Ms.	CON	935
Ahmed, Azi Ms.	CON	810
Mckittrick, Jamie	CON	799
Broad, David	UKIP	339
Orchard, Nigel	LD	307
Hinds, Paul	LD	279
Sutton, Barry	LD	240
Carey, Roy	TUSC	107

Munster	Turnout 32.1%		Ravenscourt Park	Turnout 49.3%	
<i>No change</i>			<i>No change</i>		
Adam, Michael F.*	CON	1,498	Ivimy, Lucy Ms.*	CON	1,724
Alford, Adronie E. Ms.*	CON	1,436	Dewhirst, Charlie*	CON	1,621
Karmel, Alex*	CON	1,412	Phibbs, Harry*	CON	1,608
Leighton, Rachel A. Ms.	LAB	667	Pilgrem, Jasmine F. D. Ms.	LAB	1,489
Lukey, Frank	LAB	601	Sanderson, Alexandra Ms.	LAB	1,329
Parsons, Matt	LAB	536	Ree, Rowan M.	LAB	1,310
Wilson, Dede Ms.	NHA	301	Akan, David R.	GRE	523
Kennedy, Kathy Ms.	LD	244	Bailey, Simon	LD	322
Adotevi, Sabine Ms.	LD	235	Harris, Ian	LD	228
Orlean, Simone Ms.	LD	207	Miller, Thomas D.	LD	224
			Wainwright, Jim	UKIP	192
North End	Turnout 39.4%		Sands End	Turnout 32.6%	
<i>2 LAB gains from CON</i>			<i>No change</i>		
Brown, Daryl*	LAB	1,573	Hamilton, Steve*	CON	1,263
Culhane, Larry B.	LAB	1,456	Law, Jane V. Ms.*	CON	1,239
Hashem, Ali	LAB	1,434	Largan, Robert	CON	1,206
Crofts, Tom*	CON	1,285	Bird, Brendan J.	LAB	1,153
Jackson, Tamara Ms.	CON	1,219	Murphy, Dan	LAB	951
Najjar, Nabil	CON	1,123	Westbury, Izzy Ms.	LAB	934
Barnes, Gillian Ms.	LD	302	Bick, Christopher	UKIP	383
Taylor, Sarah Ms.	LD	254	Lock, Max	GRE	344
Elston, Andy	UKIP	235	Kenrick, Joel	LD	210
Falkner, Robert	LD	197	Buchanan-Barrow, Eithne Ms.	LD	202
			Milch, Gerald	LD	183
Palace Riverside	Turnout 44.3%		Shepherd's Bush Green	Turnout 34.9%	
<i>No change</i>			<i>No change</i>		
Johnson, Donald M.*	CON	1,593	Jones, Andrew M.	LAB	1,765
Ginn, Marcus W. P.*	CON	1,500	Perez Shepherd, Natalie Ms.	LAB	1,756
Domb, Debbie Ms.	LAB	507	Umeh, Mercy Ms.	LAB	1,669
Morris, Sean	LAB	412	Becher, Daniela Ms.	CON	642
Burton, Amanda J. Ms.	GRE	324	Marshall, William	CON	602
Dragadze, Tamara Ms.	LD	182	Thomas, Archie C.	GRE	578
Bassford, Dan	LD	163	Stanton, Dominic	CON	552
			Crichton, Vanessa Ms.	UKIP	282
Parsons Green and Walham	Turnout 35.5%		Oliaji, Meher Ms.	LD	256
<i>No change</i>					
Botterill, Nick*	CON	1,853			
Stainton, Frances M. Ms.*	CON	1,767			
Loveday, Mark A.*	CON	1,719			
Aitken, Alan	LAB	553			
Smith, Mary Ms.	LAB	511			
Sidu, Sid	LAB	486			
Kennedy, Alexandra Ms.	LD	287			
Buchanan-Barrow, Paul	LD	233			
Smith, Alun	LD	197			

Town	Turnout 32.3%		Wormholt and White City	Turnout 37.0%	
<i>No change</i>			<i>No change</i>		
Smith, Greg*	CON	1,342	Aherne, Colin*	LAB	2,222
Brown, Andrew R.*	CON	1,301	Macmillan, Sue Ms.	LAB	2,014
Nsumbu, Viya Ms.	CON	1,181	Schmid, Max*	LAB	1,845
Cobb, Nicholas A.	LAB	623	Flint, Robert M.	CON	570
Ibrahim, Sara Ms.	LAB	611	Hughes, Tim	CON	532
Grigg, John	LAB	562	Townson, Louisa D. Ms.	CON	506
Kennedy, Paul	LD	516	Fox, Antony	GRE	370
Daly, Elizabeth Ms.	LD	492	Burridge, David	LD	171
Muir, Graham	LD	373			
Harris, Joanne F. Ms.	TUSC	118			

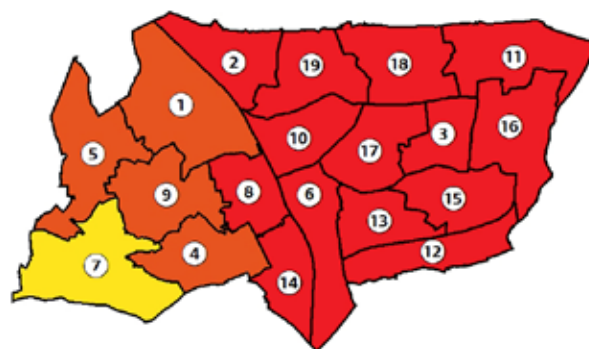
By-elections

Town	Turnout 20.5%		Wormholt And White City	Turnout 24.8%	
<i>12 July 2012</i>			<i>07 February 2013</i>		
<i>No change</i>			<i>No change</i>		
Brown, Andrew R.	CON	768	Schmid, Max	LAB	1,419
Coleman, Ben	LAB	416	McKittrick, James	CON	251
Kennedy, Paul	LD	331	Whittaker, Chris	LD	209
Elston, Andrew	UKIP	39	Elston, Andrew	UKIP	122
<i>Resignation of Greenhalgh, Stephen J. (CON)</i>			Boateng, Jeffrey	IND	75
			Donald, Andrew T.	BNP	45
			<i>Death of Campbell, Jean Ms. (LAB)</i>		

Haringey

Labour administration

- | | |
|----------------|------------------------|
| 1 Alexandra | 11 Northumberland Park |
| 2 Bounds Green | 12 Seven Sisters |
| 3 Bruce Grove | 13 St. Ann's |
| 4 Crouch End | 14 Stroud Green |
| 5 Fortis Green | 15 Tottenham Green |
| 6 Harringay | 16 Tottenham Hale |
| 7 Highgate | 17 West Green |
| 8 Hornsey | 18 White Hart Lane |
| 9 Muswell Hill | 19 Woodside |
| 10 Noel Park | |



■	Labour
■	Liberal Democrat
■	Labour/Liberal Democrat

State of the parties, 1964-2014

	CON	LAB	LD	other	total
22.5.14	-	48	9	-	57
6.5.10	-	34	23	-	57
4.5.06	-	30	27	-	57
2.5.02	-	42	15	-	57
7.5.98	2	54	3	-	59
5.5.94	2	57	-	-	59
3.5.90	17	42	-	-	59
8.5.86	16	42	1	-	59
6.5.82	22	33	-	4	59
4.5.78	17	42	-	-	59
4.5.74	19	40	-	1	60
13.5.71	19	41	-	-	60
9.5.68	53	7	-	-	60
7.5.64	19	41	-	-	60

% share of the poll, 1964-2014

	% poll	CON	LAB	LD	other
22.5.14	38.1	9.5	48.1	19.9	22.5
6.5.10	60.5	14.5	40.0	34.5	11.0
4.5.06	35.8	13.4	35.5	35.1	15.9
2.5.02	28.0	15.6	40.3	25.8	18.2
7.5.98	30.5	18.0	51.7	17.1	13.2
5.5.94	43.2	21.0	55.2	13.2	10.6
3.5.90	46.6	32.0	40.8	10.1	17.1
8.5.86	50.7	33.8	41.0	18.2	7.0
6.5.82	45.2	38.9	40.3	20.2	0.6
4.5.78	41.7	41.1	48.9	2.5	7.5
4.5.74	32.5	40.7	47.8	8.8	2.7
13.5.71	37.7	38.9	58.4	1.6	1.0
9.5.68	34.3	64.0	32.3	1.8	1.9
7.5.64	33.4	41.8	53.4	3.3	1.5

General statistics

		Haringey	London
Electorate	May 2014	175,502	5,878,824
	May 2010	166,206	5,689,223
Resident population aged 18 and over	Mid 2014	206,000	6,597,100
	Mid 2010	195,500	6,318,000
Estimated % unemployed	2013/14	9.5	8.2
	2009/10	12.9	9.1
Band 'D' council tax	May 2014	£1,487	£1,302
	May 2010	£1,494	£1,309

% share of the poll

	Date	%poll	CON	LAB	LD	GRE	BNP	UKIP	IND	REA	Others
Alexandra	22.5.14	49.4	11.1	33.5	30.7	24.7	-	-	-	-	-
	6.5.10	74.0	13.5	23.6	51.6	11.3	-	-	-	-	-
Bounds Green	22.5.14	37.8	6.3	52.5	23.1	12.1	-	6.0	-	-	-
	6.5.10	57.6	12.8	45.3	35.0	6.9	-	-	-	-	-
Bruce Grove	22.5.14	30.5	9.7	61.2	6.0	16.2	-	-	-	-	6.9
	6.5.10	54.1	12.4	61.7	16.7	9.2	-	-	-	-	-
Crouch End	22.5.14	43.8	9.3	30.1	25.7	16.1	-	4.7	14.1	-	-
	6.5.10	71.6	14.6	21.0	52.3	12.2	-	-	-	-	-
Fortis Green	22.5.14	42.4	11.7	30.0	32.2	14.1	-	4.7	7.2	-	-
	6.5.10	69.6	19.2	22.3	48.9	9.6	-	-	-	-	-
Harringay	22.5.14	40.5	6.0	42.0	30.2	16.9	-	-	-	-	4.9
	6.5.10	59.5	8.3	37.1	39.0	9.9	-	-	5.7	-	-
Highgate	22.5.14	43.7	24.7	26.8	35.5	13.0	-	-	-	-	-
	6.5.10	70.5	25.1	17.1	48.6	9.1	-	-	-	-	-
Hornsey	22.5.14	44.8	5.3	46.7	30.1	12.7	-	5.2	-	-	-
	6.5.10	66.8	9.6	32.0	45.1	10.8	-	2.4	-	-	-
Muswell Hill	22.5.14	48.9	9.9	34.9	38.6	16.6	-	-	-	-	-
	6.5.10	73.5	14.5	22.1	52.2	11.2	-	-	-	-	-
Noel Park	22.5.14	33.6	6.1	56.7	14.7	11.8	-	6.8	4.0	-	-
	6.5.10	55.5	13.7	42.4	33.5	7.4	-	-	3.1	-	-
Northumberland Park	22.5.14	32.0	7.6	67.0	4.4	8.0	-	-	-	-	13.0
	6.5.10	56.2	12.7	68.9	13.1	5.4	-	-	-	-	-
St. Ann's	22.5.14	32.5	6.7	51.9	7.2	19.2	-	6.8	-	-	8.2
	6.5.10	52.1	12.5	50.1	24.4	8.8	-	-	-	-	4.3
Seven Sisters	22.5.14	37.0	11.9	62.5	4.4	15.4	-	-	-	-	5.8
	6.5.10	56.6	21.4	55.6	14.6	8.4	-	-	-	-	-
Stroud Green	22.5.14	45.9	5.7	41.2	31.1	18.4	-	-	-	-	3.7
	6.5.10	68.9	7.5	26.8	45.0	20.7	-	-	-	-	-
Tottenham Green	22.5.14	31.9	9.3	59.7	6.1	17.6	-	-	-	-	7.3
	6.5.10	49.2	10.3	56.9	17.2	10.8	-	-	4.8	-	-
Tottenham Hale	22.5.14	31.8	10.1	71.5	6.0	12.4	-	-	-	-	-
	6.5.10	52.0	13.8	60.2	14.1	6.1	-	-	5.9	-	-
West Green	22.5.14	33.7	11.6	61.1	7.3	13.3	-	-	-	-	6.6
	6.5.10	53.5	17.7	53.0	19.8	9.5	-	-	-	-	-
White Hart Lane	22.5.14	32.9	9.7	57.3	5.8	7.6	-	12.9	-	-	6.7
	6.5.10	53.7	23.3	55.2	15.2	6.3	-	-	-	-	-
Woodside	22.5.14	35.3	7.2	58.4	11.7	10.0	-	7.8	1.8	-	3.0
	6.5.10	56.3	12.0	46.8	34.7	6.4	-	-	-	-	-

Results

Alexandra			Turnout 49.4%			Crouch End			Turnout 43.8%		
<i>2 LAB gains from LD</i>						<i>2 LAB gains from LD</i>					
Mcshane, Liz Ms.	LAB	1,445	Arthur, Jason J.	LAB	1,451						
Patterson, James D.	LAB	1,395	Doron, Natan	LAB	1,435						
Beacham, David M.*	LD	1,284	Elliott, Sarah Ms.	LD	1,342						
Wright, Charles E. F.	LAB	1,247	Keever, Lourdes M. Ms.	LAB	1,250						
Harper, Indijana	LD	1,244	Harte, Patrick D.	LD	1,101						
Fynaut, John L.	LD	1,211	Haley, Brian	LD	1,099						
Craig, Lucy Ms.	GRE	1,170	Harling, Pamela J. Ms.	GRE	855						
Peters, Gordon T.	GRE	945	Sykes, Greta	GRE	705						
Davidson, Tom	GRE	897	Norwood, David	GRE	658						
Douglas, David	CON	498	Weber, Lyn Ms.*	IND	647						
Simon, Sylvia Ms.	CON	452	Sherwood, Julian A. J.	CON	462						
Ismail, Ali Ms.	CON	407	Sleat, Matthew P.	CON	419						
			Price, Evan D. L.	CON	397						
			Thompson, Peter T.	UKIP	214						
Bounds Green			Turnout 37.8%			Fortis Green			Turnout 42.4%		
<i>No change</i>						<i>1 LAB gain from LD</i>					
Bull, Clare Ms.	LAB	1,875	Newton, Martin*	LD	1,421						
Christophides, Joanna Ms.*	LAB	1,870	Ross, Viv	LD	1,331						
Demirci, Ali Ms.*	LAB	1,715	Berryman, Patrick	LAB	1,260						
Chenot, Sakina	LD	881	Boughton, Rosemary A. Ms.	LAB	1,212						
Jenkinson, Chris	LD	760	Bielby, James	LAB	1,173						
Deike, Ashleena Ms.	LD	755	Southern, Tom	LD	1,163						
Lipscomb, Helen Ms.	GRE	469	Hocking, Nancy Ms.	GRE	631						
Mcaskie, Pete	GRE	392	Blumberg, Saul	GRE	575						
Phillips, Andrea Ms.	GRE	392	Von Massow, Nadja	GRE	510						
Cowan, Dorothy Ms.	CON	244	Allen, Roderick	CON	508						
Watts, Carol Ms.	CON	216	Forrest, Peter	CON	460						
Ganderton, George H.	UKIP	209	Ariwa, Ezendu	CON	454						
Ragnuth, Mity Ms.	CON	195	Davies, Matt*	IND	293						
			Adwani, Rajan	UKIP	191						
Bruce Grove			Turnout 30.5%								
<i>No change</i>											
Mcnamara, Stuart J.*	LAB	1,762									
Ejiofor, Joseph*	LAB	1,654									
Opoku, Felicia Ms.	LAB	1,604									
De Leon, Christine Ms.	GRE	513									
Gray, Anne M. Ms.	GRE	425									
Treen, Simon	GRE	395									
Acheampong, Richard	CON	307									
Everett, Charles R.	CON	251									
Kawalec, Lidia	CON	235									
Innes, Johnny	TUSC	201									
Baker, Carolyn Ms.	LD	193									
Secgin, Dilan	TUSC	176									
Kilinc, Ergun	LD	161									
Houghton, Daniel	LD	141									

Harringay			Muswell Hill		
Turnout 40.5%			Turnout 48.9%		
<i>2 LAB gains from LD</i>			<i>1 LAB gain from LD</i>		
Adamou, Gina Ms.*	LAB	1,683	Connor, Pippa Ms.	LD	1,492
Ryan, James A.	LAB	1,395	Engert, Gail Ms.*	LD	1,476
Ibrahim, Emine	LAB	1,372	Blake, Mark A.	LAB	1,438
Alexander, Karen J. Ms.*	LD	1,182	Jenkinson, Cara Ms.	LD	1,384
Schmitz, David R.*	LD	1,139	Whysall, Emma F. M. Ms.	LAB	1,291
Kaur, Asha	LD	878	Roberts, Elliot D.	LAB	1,208
Cuthbert, Matthew J.	GRE	657	Rosser, Joyce E. Ms.	GRE	647
Smith, Tristan J. L.	GRE	572	Green, Jeremy	GRE	626
Smith-Jefferys, Kerry F. Ms.	GRE	558	Barker, Christopher J.	GRE	604
Rivers, Sean	CON	219	Carter, Guy	CON	396
Kaplan, David	TUSC	219	Forrest, Daphne Ms.	CON	369
Rivlin, Lydia Ms.	CON	212	Curtis, Kay Ms.	CON	350
Rossini, Massimo	CON	200			
Burland, Patrick	TUSC	165	Noel Park	Turnout 33.6%	
Patel, Kan	TUSC	132	<i>No change</i>		
Highgate	Turnout 43.7%		Ahmet, Peray	LAB	1,897
<i>No change</i>			Marshall, Denise Ms.	LAB	1,807
Morris, Liz Ms.	LD	1,372	Strickland, Alan D.*	LAB	1,782
Hare, Bob*	LD	1,228	Ball, Sophie A. Ms.	GRE	503
Carter, Clive D.	LD	1,140	Robles, Roberto	LD	492
Boston, Janet Ms.	LAB	1,043	Heinink, Colin	LD	491
Woolf, John	LAB	921	Seeborun, Vik	LD	437
Denyer, Antony	CON	893	Mcgowan, Mike	GRE	332
Carter, Kay Ms.	CON	881	Johnston, Peter	GRE	309
Clarke, Peter	LAB	859	Catling, Sam D.	UKIP	220
Surtees, Celia Ms.	CON	829	Burdett, Esther Ms.	CON	213
Lawrenson, Alexander G.	GRE	539	Ostrowski, Ewa	CON	210
Milford, Edward	GRE	422	O`Shea, Neil	CON	163
Lynch, Noel T.	GRE	406	Gibson, Pauline Ms.*	IND	128
Hornsey	Turnout 44.8%		Northumberland Park	Turnout 32.0%	
<i>3 LAB gains from LD</i>			<i>No change</i>		
Jogee, Adam	LAB	1,967	Peacock, Sheila*	LAB	1,930
Mann, Jennifer M. Ms.	LAB	1,887	Amin, Kaushika*	LAB	1,796
Weston, Elin E.	LAB	1,821	Bevan, John E.*	LAB	1,791
Barnes, Dawn Ms.	LD	1,276	Avcil, Ibrahim	TUSC	439
Reid, Errol*	LD	1,216	Lambert, Emily Ms.	GRE	306
Kilby, Gillian Ms.	LD	1,169	Burnham, Paul	TUSC	274
Hogan, Mary B. Ms.	GRE	576	Harris, Janet D. Ms.	CON	239
Budge, Peter	GRE	525	Lattimore, Eric F.	CON	199
Ford, Duncan	GRE	446	Warszawski, Bart	CON	184
Crook, Aidan	CON	248	Weitsch, Martina Ms.	GRE	177
Coyle, Tom	UKIP	210	Thanki, Mridu	GRE	173
Pastides, Alice	CON	204	Leonida, Leonidas	LD	135
Vasey, Clark	CON	187	Thompson, John	LD	133
			Mortimer, Valerie Ms.	LD	97

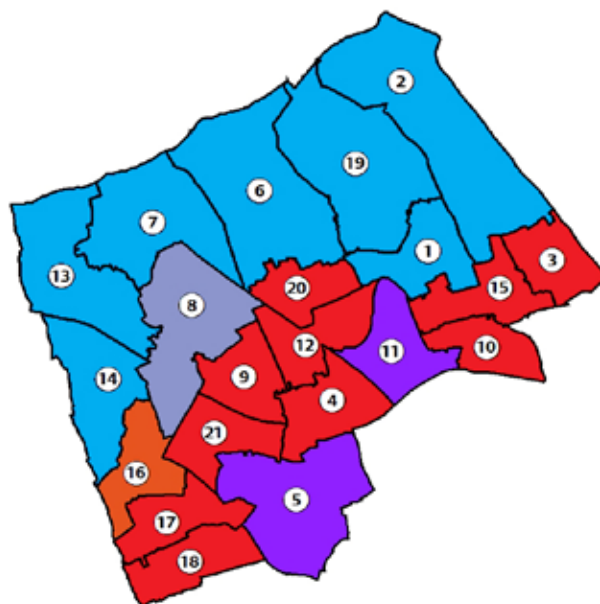
St. Ann's			Stroud Green		
Turnout 32.5%			Turnout 45.9%		
<i>No change</i>			<i>3 LAB gains from LD</i>		
Blake, Barbara J. Ms.	LAB	1,829	Hearn, Kirsten Ms.	LAB	1,760
Morton, Peter J. M.	LAB	1,508	Gallagher, Timothy	LAB	1,757
Ozbek, Ali G.	LAB	1,491	Sahota, Raj	LAB	1,492
Darko, Emily Ms.	GRE	757	Myring, Ben	LD	1,309
Pollitt, Matthew	GRE	530	Wilson, Richard J.*	LD	1,244
Kacmaz, Zeynep	GRE	497	Reece, Katherine M. Ms.*	LD	1,226
Hester, Simon	TUSC	271	Lavery, Anne D. M. Ms.	GRE	816
Green, Scott P.	CON	251	Anstee, Mark	GRE	725
Prager, Alison Ms.	LD	243	Bury, Dennis R.	GRE	694
Reid, Andrew N.	TUSC	236	Gilbert, Peter	CON	238
Ghertan, Mihai	LD	217	Garfield, Barry	CON	227
Nichols, Peter J.	UKIP	212	Lumb, Sally Ms.	CON	227
Ariyo, Tola	LD	210	Auvache, Nicholas R.	TUSC	149
Koller, Melinda Ms.	CON	194			
Parsad, Nathan P.	CON	175			
Seven Sisters			Tottenham Green		
Turnout 37.0%			Turnout 31.9%		
<i>No change</i>			<i>No change</i>		
Basu, Dhiren*	LAB	2,190	Diakides, Isidoros*	LAB	1,808
Goldberg, Joe*	LAB	2,176	Gunes, Makbule	LAB	1,795
Kober, Claire Ms.*	LAB	2,156	Vanier, Bernice A.*	LAB	1,741
Bennie, David	GRE	582	Hanna, Judith E. Ms.	GRE	611
Poustie, Fiona Ms.	GRE	539	Dixon, John	GRE	546
Frost, Stephen	GRE	485	Henderson, Chris	GRE	421
Babis, Daniel W.	CON	443	Bielecka, Agnieszka Ms.	CON	351
Hinchcliffe, Justin D.	CON	413	Dristas, George	CON	260
Elkoca, Kemal	CON	386	Cook, Patrick	TUSC	235
Sahbaz, Oktay	TUSC	252	Lobidel, Denis	CON	219
Gokdemir, Ilkin	LD	187	Collins, Neville J.	LD	216
Bishop, Derek	TUSC	182	Mcfarlane, Gary	TUSC	199
Jeffery, Jack	TUSC	174	Cowbury, Robbie	LD	170
Oxford, David N.	LD	157	Riddle, Kathy Ms.	LD	158
Tatar, Hakki	LD	110			
Tottenham Hale			Turnout 31.8%		
<i>No change</i>			<i>No change</i>		
Reith, Lorna M. Ms.*	LAB	2,210	Reith, Lorna M. Ms.*	LAB	2,210
Carroll, Vincent	LAB	2,152	Carroll, Vincent	LAB	2,152
Rice, Reg*	LAB	2,030	Rice, Reg*	LAB	2,030
Adam, Robert	GRE	479	Adam, Robert	GRE	479
Haldon, Simon	GRE	337	Haldon, Simon	GRE	337
Dargue, Helen M. Ms.	CON	330	Dargue, Helen M. Ms.	CON	330
Lemanowicz, Paul	CON	316	Lemanowicz, Paul	CON	316
Levitas, Ben	GRE	296	Levitas, Ben	GRE	296
Lancucki, Kay Ms.	CON	256	Lancucki, Kay Ms.	CON	256
Kaczynska-Nay, Eliza Ms.	LD	193	Kaczynska-Nay, Eliza Ms.	LD	193
Cunnington, Jeremy	LD	183	Cunnington, Jeremy	LD	183
Aruliah, Thuranie	LD	164	Aruliah, Thuranie	LD	164

West Green			Turnout 33.7%			Woodside			Turnout 35.3%		
<i>No change</i>						<i>No change</i>					
Griffith, Eddie*	LAB	1,780	Meehan, George F.*	LAB	2,018						
Akwasi-Ayisi, Eugene	LAB	1,772	Egan, Patrick A.*	LAB	1,947						
Mallett, Toni Ms.*	LAB	1,697	Waters, Ann M. Ms.*	LAB	1,865						
Ashworth, Jacqueline L. Ms.	GRE	455	Brown, Craig	LD	418						
Allen, David A.	CON	383	Dean, Kathryn Ms.	GRE	406						
Jorgensen, John	GRE	361	Squire, Roxanne Ms.	LD	393						
Elmaz, Shengul	CON	326	Allan, Kirsty Ms.	LD	361						
Mackie, George P.	GRE	325	Rennie, David	GRE	342						
Lalobo, Caesar	CON	290	Noble, David	CON	271						
Alma, Ramazan	LD	238	Gravett, Jodie L. Ms.	UKIP	259						
Sutton, Jenny Ms.	TUSC	237	Shaughnessy, Mike	GRE	254						
Oktay, Savas	LD	215	Pearce, Laurence	CON	244						
Sweet, Alexander M.	LD	177	Sheen, David	CON	207						
Benoit, Hesketh	TUSC	176	Gautami, Jack	TUSC	100						
Szymanski, Jacek	TUSC	154	Adan, Bee Ms.	IND	61						
White Hart Lane			Turnout 32.9%								
<i>No change</i>											
Bull, Gideon A.*	LAB	1,801									
Adje, Charles O.*	LAB	1,704									
Stennett, Anne E. Ms.*	LAB	1,486									
Price, Andrew R.	UKIP	376									
Bradley, Margaret A. Ms.	CON	294									
Bradley, Roger E.	CON	280									
Egin, Melike	CON	267									
Ernst, Friedrich	GRE	263									
Evely, Anna Ms.	GRE	226									
Guvercin, Ali	LD	213									
Murray, Frank A.	TUSC	195									
Lewis, Claire Ms.	GRE	174									
Elliott, John C.	LD	163									
Head, Paul	LD	130									

Harrow

Labour administration

1 Belmont	12 Marlborough
2 Canons	13 Pinner
3 Edgware	14 Pinner South
4 Greenhill	15 Queensbury
5 Harrow on the Hill	16 Rayners Lane
6 Harrow Weald	17 Roxbourne
7 Hatch End	18 Roxeth
8 Headstone North	19 Stanmore Park
9 Headstone South	20 Wealdstone
10 Kenton East	21 West Harrow
11 Kenton West	



■	Conservative
■	Labour
■	Conservative/Labour
■	Conservative/Independent
■	Labour/Liberal Democrat

State of the parties, 1964-2014

	CON	LAB	LD	other	total
22.5.14	26	34	1	2	63
6.5.10	27	34	1	1	63
4.5.06	38	24	1	-	63
2.5.02	29	31	3	-	63
7.5.98	20	32	9	2	63
5.5.94	17	14	29	3	63
3.5.90	36	13	11	3	63
8.5.86	32	9	18	4	63
6.5.82	41	6	13	3	63
4.5.78	46	12	1	4	63
4.5.74	39	14	-	3	56
13.5.71	26	27	2	1	56
9.5.68	56	-	-	-	56
7.5.64	36	20	-	-	56

% share of the poll, 1964-2014

	% poll	CON	LAB	LD	other
22.5.14	40.7	36.5	36.0	7.4	20.1
6.5.10	65.6	39.5	34.7	20.4	5.4
4.5.06	41.4	46.7	30.7	19.2	3.4
2.5.02	31.5	50.1	43.1	2.3	4.5
7.5.98	36.6	32.9	39.1	23.6	4.4
5.5.94	48.9	33.7	29.2	34.0	3.0
3.5.90	51.1	46.2	27.9	20.6	5.2
8.5.86	46.7	40.2	23.4	29.5	6.9
6.5.82	48.6	45.3	18.7	29.5	6.5
4.5.78	48.4	54.7	29.2	8.5	7.5
4.5.74	47.1	51.9	26.2	17.9	4.0
13.5.71	42.1	47.7	39.4	10.8	2.2
9.5.68	42.5	67.1	18.9	12.5	1.5
7.5.64	43.0	50.7	31.7	17.3	0.3

General statistics

		Harrow	London
Electorate	May 2014	182,107	5,878,824
	May 2010	173,563	5,689,223
Resident population aged 18 and over	Mid 2014	187,300	6,597,100
	Mid 2010	184,100	6,318,000
Estimated % unemployed	2013/14	7.2	8.2
	2009/10	7.2	9.1
Band 'D' council tax	May 2014	£1,513	£1,302
	May 2010	£1,496	£1,309

% share of the poll

	Date	%poll	CON	LAB	LD	GRE	BNP	UKIP	IND	REA	Others
Belmont	22.5.14	42.1	47.2	33.0	12.6	-	-	-	-	-	7.1
	6.5.10	69.6	48.4	28.4	23.2	-	-	-	-	-	-
Canons	22.5.14	37.2	58.0	30.9	11.1	-	-	-	-	-	-
	<i>2.6.11</i>	<i>26.1</i>	<i>59.7</i>	<i>30.9</i>	<i>9.4</i>	-	-	-	-	-	-
	6.5.10	65.4	59.3	23.4	17.3	-	-	-	-	-	-
Edgware	22.5.14	39.4	36.8	49.7	-	-	-	-	-	-	13.5
	6.5.10	60.2	33.8	42.7	23.6	-	-	-	-	-	-
Greenhill	22.5.14	34.7	25.2	40.7	6.2	11.4	-	11.8	-	-	4.6
	6.5.10	57.7	34.4	40.7	18.8	6.1	-	-	-	-	-
Harrow on the Hill	22.5.14	39.0	35.9	33.3	7.4	-	-	10.5	6.1	-	6.8
	<i>7.11.13</i>	<i>29.0</i>	<i>32.8</i>	<i>38.9</i>	<i>2.7</i>	-	-	<i>6.6</i>	<i>12.1</i>	-	<i>6.8</i>
	6.5.10	60.6	33.1	34.5	18.3	-	-	-	14.1	-	-
Harrow Weald	22.5.14	43.4	41.3	28.3	26.3	-	-	-	-	-	4.2
	6.5.10	65.5	40.2	23.2	36.6	-	-	-	-	-	-
Hatch End	22.5.14	39.5	48.1	22.8	8.6	-	-	16.3	-	-	4.2
	6.5.10	70.0	61.6	29.9	-	-	-	-	8.5	-	-
Headstone North	22.5.14	46.0	26.2	16.7	5.5	-	-	8.9	39.9	-	2.8
	6.5.10	72.6	29.2	20.3	15.2	-	-	4.2	29.2	-	1.9
Headstone South	22.5.14	40.7	28.9	48.4	10.7	-	-	-	-	-	12.0
	6.5.10	67.4	30.0	39.9	27.5	-	-	-	-	-	2.6
Kenton East	22.5.14	44.8	32.9	42.8	-	-	-	12.1	-	-	12.2
	6.5.10	64.1	35.8	45.5	18.6	-	-	-	-	-	-
Kenton West	22.5.14	42.5	44.1	43.0	6.9	-	-	-	-	-	6.1
	6.5.10	66.1	40.3	39.3	20.4	-	-	-	-	-	-
Marlborough	22.5.14	37.3	24.6	46.4	-	13.1	-	-	4.3	-	11.7
	6.5.10	61.8	29.4	49.8	20.8	-	-	-	-	-	-
Pinner	22.5.14	40.1	44.9	19.7	10.9	12.1	-	12.4	-	-	-
	6.5.10	68.4	56.2	20.7	23.0	-	-	-	-	-	-
Pinner South	22.5.14	41.3	53.8	30.6	-	-	-	15.6	-	-	-
	6.5.10	72.8	50.0	25.1	24.9	-	-	-	-	-	-
Queensbury	22.5.14	42.3	31.9	42.6	6.5	7.8	-	-	-	-	11.2
	6.5.10	63.7	36.8	42.9	20.3	-	-	-	-	-	-
Rayners Lane	22.5.14	46.3	23.7	30.5	21.5	6.4	-	9.6	-	-	8.4
	6.5.10	69.5	29.3	28.9	31.4	5.8	-	2.9	-	-	1.7
Roxbourne	22.5.14	39.8	21.5	51.9	9.1	-	-	-	-	-	17.4
	6.5.10	61.0	28.6	53.3	18.1	-	-	-	-	-	-
Roxeth	22.5.14	40.8	26.3	51.1	-	-	-	-	-	-	22.6
	6.5.10	65.0	30.2	50.9	18.8	-	-	-	-	-	-
Stanmore Park	22.5.14	37.1	58.2	20.7	-	-	-	12.2	9.0	-	-
	<i>28.7.11</i>	<i>27.6</i>	<i>58.1</i>	<i>21.2</i>	<i>4.1</i>	<i>2.2</i>	-	<i>2.0</i>	<i>12.4</i>	-	-
	6.5.10	65.8	58.0	19.9	14.1	8.0	-	-	-	-	-
Wealdstone	22.5.14	38.2	23.7	45.2	-	11.7	-	-	-	-	19.4
	6.5.10	62.9	24.7	42.6	22.2	10.5	-	-	-	-	-
West Harrow	22.5.14	43.9	34.2	41.0	5.9	-	-	-	13.2	-	5.7
	<i>21.2.13</i>	<i>28.0</i>	<i>34.7</i>	<i>47.6</i>	<i>3.1</i>	<i>4.4</i>	-	<i>7.8</i>	<i>2.4</i>	-	-
	6.5.10	68.8	34.9	39.2	18.4	-	-	5.4	-	-	2.1

Results

Belmont			Greenhill		
<i>No change</i>			<i>No change</i>		
	Turnout 42.1%			Turnout 34.7%	
Kara, Manji K.*	CON	1,708	Anderson, Sue Ms.*	LAB	1,552
Seymour, Lynda Ms.*	CON	1,674	Ferry, Keith	LAB	1,251
Parmar, Minaxi Ms.	CON	1,666	Ali, Ghazanfar	LAB	1,243
Patel, Nishit	LAB	1,300	Mudhar, Narinder S.	CON	873
Gilligan, Dean	LAB	1,210	Segal, Bernard	CON	860
Ahmed, Farhan	LAB	1,026	Sodha, Ravi A.	CON	772
Diamond, Anne D. Ms.	LD	451	Moran, Michael	UKIP	392
Trivedi, Ashvanikumar	INLAB	286	Lauder-Atkins, Madeleine C. Ms.	GRE	379
Patel, Smita Ms.	INLAB	250	Webster, Helen Ms.	LD	256
James, Abraham	INLAB	226	Budden, Peter D.	LD	202
			Mirza, Kamal	INLAB	179
			Qureshi, Imran I.	INLAB	169
			Boethe, Nahid Ms.	LD	163
			Surdu, Florin	INLAB	111
Canons	Turnout 37.2%		Harrow on the Hill	Turnout 39.0%	
<i>No change</i>			<i>1 CON gain from LAB</i>		
Jogia, Ameet	CON	2,082	Hearnden, Glen*	LAB	1,371
Moshenson, Amir*	CON	2,045	Baxter, June R. Ms.	CON	1,310
Thakker, Bharat G.	CON	1,944	Macleod-Cullinane, Barry	CON	1,309
Bluston, Howard	LAB	1,200	Williams, Simon A.*	CON	1,282
Raval, Anjali	LAB	1,133	Pudasaini, Rajendra	LAB	1,217
Dayanamby, Yogalingam	LAB	904	Rahman, Mohammad	LAB	1,036
Berman, Jack	LD	493	Clark, Bruce J.	UKIP	380
Bhana, Natoo Ms.	LD	280	Shaw, Karsten P.	LD	268
			Ahmed, Jamal K.	INLAB	249
			Selvathurai, Shivakuru	INLAB	242
			Gawn, David M.*	IND	221
Edgware	Turnout 39.4%		Harrow Weald	Turnout 43.4%	
<i>No change</i>			<i>No change</i>		
Parekh, Nitin	LAB	1,551	Greek, Stephen A. J.*	CON	1,498
Kendler, Barry	LAB	1,491	Patel, Pritesh	CON	1,447
Amadi, Maria Ms.	LAB	1,385	Chauhan, Ramji*	CON	1,396
Halai, Sima Ms.	CON	1,215	Lockie, Jim	LAB	1,020
Chaplin, Marcus A. R.	CON	1,074	Choudhury, Shohidul	LAB	1,008
Dhalla, Akil T.	CON	987	Assadullah, Peymana Ms.	LAB	953
Patel, Meghal Ms.	INLAB	528	Diamond, Darren S.	LD	935
Asante-Twumasi, Elizabeth N. Ms.*	INLAB	361	Barlow, Ross S.	LD	917
Revill, Terence	INLAB	314	Scott, Paul E.	LD	912
			Afzal-Toor, Mohammed	INLAB	158
			Ahmad, Noshaba	INLAB	156
			Hashmi, Tahir A.	INLAB	123

Hatch End	Turnout 39.5%		Kenton East	Turnout 44.8%	
<i>No change</i>			<i>No change</i>		
Hall, Susan M. Ms.*	CON	2,014	Dattani, Niraj	LAB	1,695
Hinkley, John S. H.	CON	1,697	Shah, Aneka Ms.	LAB	1,561
Lammiman, Jean Ms.*	CON	1,696	Green, Mitzi Ms.*	LAB	1,550
Juthani, Samir	LAB	909	Patel, Anjana Ms.	CON	1,310
Lloyd, Matthew	LAB	851	Parmar, Mandula Ms.	CON	1,200
Stephenson, Bill	LAB	796	Amin, Vaumini Ms.	CON	1,178
Sheinwald, Stanley*	UKIP	609	James, Krishna Ms.	INLAB	534
Nandhra, Bhupinder K. Ms.	LD	321	Raja, Bhavesh	INLAB	459
Ley, Brian J.	INLAB	159	Zeid, Jeremy S.	UKIP	453
			Panwar, Savitri	INLAB	377
Headstone North	Turnout 46.0%		Kenton West	Turnout 42.5%	
<i>1 IND gain from CON</i>			<i>No change</i>		
Bond, James A.*	IND	2,047	Mithani, Vina V. Ms.*	CON	1,686
Weston, Georgia L. Ms.	IND	1,356	Maru, Ajay*	LAB	1,678
Mote, Janet T. Ms.*	CON	1,224	Rabadia, Kantilal D.	CON	1,581
Baxter, Christopher J.	CON	1,148	Teli, Yogesh R.*	CON	1,568
Seymour, Anthony H.*	CON	980	Choudhury, Mrinal	LAB	1,527
Phillips, Bill	LAB	776	Lynch, Angelina Ms.	LAB	1,510
Anderson, Keir	LAB	729	Patel, Kavita Ms.	INLAB	284
Mark, Roger	LAB	632	Cox, Oenone J. Ms.	LD	251
Murray, Anthony J.	UKIP	380	Bharadia, Manish	INLAB	230
Edwards, Alan D.	LD	233	Riaz, Adeel U.	INLAB	154
Mazhar, Diba	INLAB	129			
Sultani, Emal	INLAB	111			
Headstone South	Turnout 40.7%		Marlborough	Turnout 37.3%	
<i>No change</i>			<i>No change</i>		
Brown, Simon	LAB	1,602	Perry, David*	LAB	1,648
Fitzpatrick, Pamela Ms.	LAB	1,519	Parmar, Varsha Ms.*	LAB	1,611
Suresh, Sasikala Ms.*	LAB	1,458	Weiss, Antonio	LAB	1,448
Thomas, Christine M. Ms.	CON	954	Dawkins, Coral D. Ms.	CON	924
Raja, Prakash C.	CON	922	Kaplan, Mathilde Ms.	CON	837
Seedher, Pravin K.	CON	859	Musongela, Joel	CON	738
Omar, Asad*	INLAB	408	Mathias, Lawrence J.	GRE	442
Ahmad, Dushka Ms.	INLAB	401	Khanum, Rehana Ms.	INLAB	441
Beynon, Rosemarie L.	LD	361	Sultani, Noor M.	INLAB	398
Barks, David J.	LD	335	James, Virginie P. S. Ms.	INLAB	349
Allie, James B.	INLAB	322	Iqbal, Asif	IND	145
Gardiner, Simon J.	LD	312			

Pinner			Turnout 40.1%			Rayners Lane			Turnout 46.3%					
<i>No change</i>						<i>1 LAB gain from CON</i>								
Stevenson, Norman S.	CON	1,734	Suresh, Krishna*	LAB	1,448	Anderson, Jeff	LAB	1,272	Noyce, Christopher D.*	LD	1,217			
Wright, Stephen J. L.*	CON	1,725	Gallant, Jeffrey	LAB	820	Fields, Owen	LAB	1,174	Nickolay, Joyce Ms.*	CON	1,112			
Osborn, Paul S.*	CON	1,678	Oelman, Timothy	LAB	771	Nickolay, John	CON	1,060	Lewinson, Lesline P. Ms.	CON	859			
Gallant, Jeffrey	LAB	820	Kaya, Ertugrul	LAB	663	Nandhra, Prakash K. Ms.	LD	787	Edwards, Matthew T. T.	LD	750			
Oelman, Timothy	LAB	771	Kowalczyk, Zbigniew G.	UKIP	474	Crossman, Herbert W.	UKIP	408	Muthukumar, Ratneswary	INLAB	406			
Kaya, Ertugrul	LAB	663	Pillai, Bernadette N. K. Ms.	GRE	462	Pathmanathan, Vaithilingam	INLAB	402	Langley, Rowan N. C.	GRE	271			
Kowalczyk, Zbigniew G.	UKIP	474	Chamberlain, Veronica M. Ms.	LD	417	Khalid, Saifullah	INLAB	264	Roxbourne					
Pillai, Bernadette N. K. Ms.	GRE	462	Pinner South			Turnout 41.3%			Turnout 39.8%					
Chamberlain, Veronica M. Ms.	LD	417	<i>No change</i>						<i>No change</i>					
Almond, Richard J.			CON	1,889	Currie, Robert*	LAB	1,921	Henson, Graham*	LAB	1,802	Dooley, Josephine Ms.	LAB	1,689	
Mote, Charles C.*			CON	1,751	Mason, Alessandro K. H.	CON	743	Sonderskov, Rasmus J.	CON	640	Dixon, Stephen R.	CON	862	
Chana, Kamaljit S.*			CON	1,659	Mote, Alessandro K. H.	CON	743	Jobanputra, Nilesh	INLAB	540	Dharmarajah, Mano*	INLAB	778	
Masse, Jane Ms.	LAB	1,062	Mason, Alessandro K. H.	CON	743	Jobanputra, Nilesh	INLAB	540	Khokher, Sajid N.	INLAB	498	Mote, Alessandro K. H.	CON	743
Young, Benjamin	LAB	1,007	Sonderskov, Rasmus J.	CON	640	Khokher, Sajid N.	INLAB	498	Amutharasan, Marshel	LD	353	Sonderskov, Rasmus J.	CON	640
Dharmasingham, Ashwin	LAB	949	Jobanputra, Nilesh	INLAB	540	Amutharasan, Marshel	LD	353	Knight, John W.	LD	278	Jobanputra, Nilesh	INLAB	540
Turfus, Colin	UKIP	511	Khokher, Sajid N.	INLAB	498	Knight, John W.	LD	278	Roxeth			Turnout 40.8%		
Queensbury			Turnout 42.3%			<i>No change</i>			<i>No change</i>					
<i>No change</i>														
Borio, Michael	LAB	1,643	Davine, Margaret Ms.	LAB	1,705	Miles, Jeremy*	LAB	1,647	Patel, Primesh	LAB	1,451	Baxter, John P.	CON	952
Shah, Sachin*	LAB	1,630	Miles, Jeremy*	LAB	1,647	Patel, Primesh	LAB	1,451	Baxter, John P.	CON	952	Idaikkadar, Thayapara*	INLAB	791
Ramchandani, Kiran Ms.	LAB	1,547	Patel, Primesh	LAB	1,451	Baxter, John P.	CON	952	Idaikkadar, Thayapara*	INLAB	791	Kaiserimam, Mohammad A.	CON	786
Mistri, Bharat	CON	1,300	Baxter, John P.	CON	952	Idaikkadar, Thayapara*	INLAB	791	Kaiserimam, Mohammad A.	CON	786	Solanki, Dinesh B.	CON	734
Mendes, Peter F.	CON	1,219	Idaikkadar, Thayapara*	INLAB	791	Kaiserimam, Mohammad A.	CON	786	Solanki, Dinesh B.	CON	734	Khalid, Zarina Ms.	INLAB	668
Raja, Panna Ms.	CON	1,095	Kaiserimam, Mohammad A.	CON	786	Solanki, Dinesh B.	CON	734	Khalid, Zarina Ms.	INLAB	668	Mukhal, Sukhvinder S.	INLAB	668
Karia, Sanjay	INLAB	502	Solanki, Dinesh B.	CON	734	Khalid, Zarina Ms.	INLAB	668	Mukhal, Sukhvinder S.	INLAB	668			
Ismail, Nizam A.*	INLAB	412	Khalid, Zarina Ms.	INLAB	668									
James, Trevor I.	INLAB	352	Mukhal, Sukhvinder S.	INLAB	668									
Celaschi, Dario P.	GRE	294												
Cox, Laurence J.	LD	245												

Stanmore Park			Turnout 37.1%		West Harrow			Turnout 43.9%	
<i>No change</i>					<i>No change</i>				
Bath, Camilla M. A. Ms.*	CON	2,071	Robson, Christine Ms.*	LAB	1,462				
Ashton, Marilyn J. Ms.*	CON	2,030	Marikar, Kairul*	LAB	1,392				
Bednell, Christine A. Ms.*	CON	1,946	Swersky, Adam	LAB	1,276				
Selby, Ernest	LAB	779	Merison, Julia S. Ms.	CON	1,202				
Stackpoole, Laura Ms.	LAB	734	Kuha-Kumaran, Kanagasabaapathy	CON	1,143				
Stackpoole, Lesley Ms.	LAB	635	Rennie, John B.	CON	1,104				
Vincelli, Victor	UKIP	421	Jackson, Barry	IND	443				
Robinson, Linda C. Ms.	IND	311	de Beer, Maureen Ms.	LD	247				
Wealdstone			Turnout 38.2%		Stoodley, William J.*			INLAB 195	
<i>No change</i>					Sembukutti Arachchige, Sudesh P.			INLAB 192	
O'Dell, Phillip*	LAB	1,416	Jayawardane, Hapuarachchige A.	INLAB	186				
Shah, Rajeshri Ms.*	LAB	1,383	Branch, John S. W.	LD	173				
Whitehead, Anne	LAB	1,290	Branch, Gabrielle V. Ms.	LD	172				
Ashton, David J.	CON	755							
Blackman, Nicola Ms.	CON	730							
Greek, Paul F.	CON	659							
Panchal, Pareshaben N.	INLAB	590							
Ahmad, Asrar	INLAB	589							
Kaleem, Ashfaq	INLAB	574							
Gubbins, Michael A.	GRE	352							

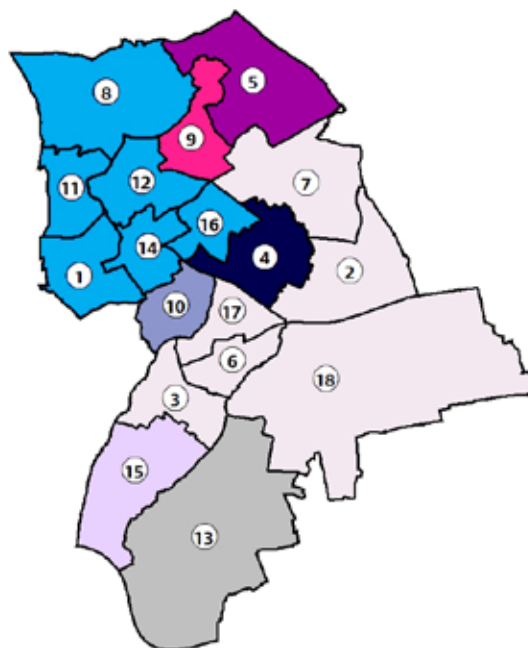
By-elections

Canons			Turnout 26.1%		West Harrow			Turnout 28%	
<i>02 June 2011</i>			<i>No change</i>		<i>21 February 2013</i>			<i>No change</i>	
Moshenson, Amir	CON	1,495	Robson, Christine Ms.	LAB	1,042				
Parekh, Nitin	LAB	774	Merison, Julia Ms.	CON	761				
Diamond, Darren S.	LD	236	Zeid, Jeremy	UKIP	171				
<i>Death of Cowan, John (CON)</i>					Langley, Rowan			GRE 96	
					Nandhra, Prakash			LD 68	
					Crossman, Herbert			IND 53	
Stanmore Park			Turnout 27.6%		<i>Resignation of Gate, Brian E. (LAB)</i>				
<i>28 July 2011</i>			<i>No change</i>						
Ashton, Marilyn J. Ms.	CON	1,395	Harrow on the Hill	Turnout 29%					
Dattani, Niraj	LAB	509	<i>07 November 2013</i>			<i>No change</i>			
Silver, Eric	IND	299	Hearnden, Glen	LAB	991				
Warshaw, Sylvia Ms.	LD	98	Lewis, Stephen	CON	836				
Robinson, Linda C. Ms.	GRE	53	Kinnear, Eileen Ms.	IND	308				
Crossman, Herbert W.	UKIP	48	Idaikkadar, Gajan	HF	173				
<i>Resignation of Versallion, Mark A. (CON)</i>					Zeid, Jeremy			UKIP 168	
					Branch, Gaye			LD 70	
					<i>Resignation of Gate, Ann Ms. (LAB)</i>				

Havering

No overall control

- | | |
|-----------------|------------------------------|
| 1 Brooklands | 11 Mawneys |
| 2 Cranham | 12 Pettits |
| 3 Elm Park | 13 Rainham and
Wennington |
| 4 Emerson Park | 14 Romford Town |
| 5 Gooshays | 15 South Hornchurch |
| 6 Hacton | 16 Squirrel's Heath |
| 7 Harold Wood | 17 St. Andrew's |
| 8 Havering Park | 18 Upminster |
| 9 Heaton | |
| 10 Hylands | |



 Conservative
 Conservative/UKIP
 Residents' Association
 Rainham & Wennington Independent Residents Group
 UK Independence Party
 UKIP/Labour
 UKIP/Residents Association
 Conservative/Residents Association

State of the parties, 1964-2014

	CON	LAB	LD	other	total
22.5.14	22	1	-	31	54
6.5.10	33	5	-	16	54
4.5.06	34	2	1	17	54
2.5.02	26	9	1	18	54
7.5.98	14	29	3	17	63
5.5.94	11	31	4	17	63
3.5.90	19	25	6	13	63
8.5.86	28	20	5	10	63
6.5.82	37	12	5	9	63
4.5.78	38	12	-	13	63
4.5.74	20	26	-	9	55
13.5.71	13	30	-	12	55
9.5.68	35	7	-	13	55
7.5.64	16	27	-	12	55

% share of the poll, 1964-2014

	% poll	CON	LAB	LD	other
22.5.14	43.1	23.1	13.7	1.9	61.3
6.5.10	66.0	36.6	18.5	2.5	42.5
4.5.06	39.5	37.3	15.3	2.4	45.1
2.5.02	45.0	37.7	24.9	5.3	32.1
7.5.98	34.3	28.7	35.5	5.7	30.1
5.5.94	45.9	27.4	42.0	11.6	19.0
3.5.90	49.1	36.0	39.6	7.2	17.2
8.5.86	43.3	36.0	29.6	20.5	13.9
6.5.82	44.4	44.2	22.1	21.0	12.7
4.5.78	43.4	47.4	34.1	1.8	16.7
4.5.74	38.7	37.9	33.2	9.7	19.2
13.5.71	42.3	32.5	47.1	1.4	19.0
9.5.68	40.8	54.5	22.6	3.2	19.6
7.5.64	40.9	30.4	42.8	7.2	19.7

General statistics

		Havering	London
Electorate	May 2014	187,484	5,878,824
	May 2010	181,114	5,689,223
Resident population aged 18 and over	Mid 2014	194,800	6,597,100
	Mid 2010	185,100	6,318,000
Estimated % unemployed	2013/14	7.6	8.2
	2009/10	7.7	9.1
Band 'D' council tax	May 2014	£1,498	£1,302
	May 2010	£1,505	£1,309

% share of the poll

	Date	%poll	CON	LAB	LD	GRE	BNP	UKIP	IND	REA	Others
Brooklands	22.5.14	39.8	33.8	22.6	3.5	-	-	29.5	5.0	5.6	-
	6.5.10	59.9	49.2	31.1	19.8	-	-	-	-	-	-
Cranham	22.5.14	47.5	15.0	6.1	-	6.0	-	17.7	-	55.2	-
	6.5.10	74.8	27.1	7.4	-	5.3	-	6.2	1.2	52.7	-
Elm Park	22.5.14	44.1	12.6	14.5	1.6	4.3	-	27.3	-	38.9	0.7
	6.5.10	68.2	33.7	25.9	-	3.2	12.6	10.7	-	-	13.9
Emerson Park	22.5.14	45.7	29.8	8.5	1.7	6.1	-	28.3	-	25.6	-
	6.5.10	70.9	51.1	16.8	-	-	-	14.4	2.0	15.8	-
Gooshays	22.5.14	36.4	15.6	23.3	2.7	-	6.3	45.4	-	6.8	-
	21.3.13	20.6	13.1	26.7	-	-	9.5	39.0	-	11.8	-
	6.5.10	54.6	26.3	27.3	-	-	22.7	15.4	-	8.2	-
Hacton	22.5.14	46.6	11.6	7.7	1.5	5.1	-	24.4	-	49.8	-
	6.5.10	68.8	27.8	11.4	-	4.8	-	10.4	1.7	43.9	-
Harold Wood	22.5.14	45.7	15.2	8.1	2.7	-	-	23.3	-	49.3	1.3
	6.5.10	67.4	27.4	12.9	18.5	-	-	11.3	1.3	28.6	-
Havering Park	22.5.14	42.0	42.5	14.7	2.2	3.7	-	36.9	-	-	-
	6.5.10	62.0	48.3	13.6	-	-	-	12.2	-	-	25.9
Heaton	22.5.14	37.2	17.0	29.8	-	-	14.2	39.0	-	-	-
	6.5.10	56.5	28.7	32.1	-	-	17.4	14.8	-	6.9	-
Hylands	22.5.14	44.1	30.5	8.5	1.4	5.7	-	26.0	-	27.9	-
	6.5.10	69.4	38.6	15.6	-	5.9	-	13.1	-	26.8	-
Mawneys	22.5.14	43.7	41.3	16.7	4.1	-	-	37.8	-	-	-
	6.5.10	64.4	42.8	21.0	-	-	10.5	-	-	-	25.6
Pettits	22.5.14	49.5	34.9	16.5	1.9	-	-	26.1	-	20.6	-
	6.5.10	70.0	51.8	13.9	-	-	-	-	-	-	34.3
Rainham and Wennington	22.5.14	38.7	7.1	18.9	1.7	4.8	-	30.1	-	37.3	-
	6.5.10	63.9	17.9	20.7	-	-	-	-	22.6	38.8	-
Romford Town	22.5.14	40.5	28.2	14.8	3.8	9.5	-	21.8	21.9	-	-
	6.5.10	61.1	53.5	26.8	-	-	-	-	-	-	19.7
St. Andrew's	22.5.14	42.9	17.6	10.2	1.5	5.9	-	29.9	-	34.1	0.8
	6.5.10	68.8	29.6	13.7	7.7	4.7	-	11.7	1.6	31.0	-
South Hornchurch	22.5.14	37.6	9.9	18.2	-	6.1	-	33.5	-	32.3	-
	6.5.10	62.8	26.7	25.6	-	-	-	14.1	7.1	26.5	-
Squirrel's Heath	22.5.14	44.6	44.3	12.2	2.2	5.5	-	27.7	-	8.1	-
	6.5.10	67.2	63.1	19.4	-	-	-	-	-	17.5	-
Upminster	22.5.14	49.3	9.7	5.0	1.7	5.7	-	20.5	-	57.4	-
	6.5.10	75.9	21.3	7.7	-	1.3	-	7.6	0.6	61.5	-

Results

Brooklands			Emerson Park		
<i>No change</i>			<i>1 UKIP gain from CON</i>		
Benham, Robert M. J.*	CON	1,758	Ramsey, Roger E.*	CON	1,661
Persaud, Vidyotama	CON	1,620	Kelly, Steven J.*	CON	1,499
Westwood, Roger S.	CON	1,545	Glanville, John A.	UKIP	1,450
Connelly, Neil S.	UKIP	1,469	Rochford, Paul N.*	CON	1,414
Humphries, Herbert A.	UKIP	1,413	Eagling, Irene L. Ms.	REA	1,408
Osborne, Frederick A.*	UKIP	1,413	Garrard, Laurance R.	REA	1,364
Mahon, Eamonn M.	LAB	1,147	Wilkins, Christopher	REA	1,159
Gould, Samuel C.	LAB	1,121	Bramley, Graham J.	LAB	482
White, Herbert P.	LAB	1,019	Purnell, Christopher W.	LAB	425
Smith, Derek L.	REA	273	Hughes, Terence T.	LAB	405
Sandhu-Nelson, Gaggandip Ms.	IND	245	Ancell, Carina L. Ms.	GRE	313
Kruzycka, Karen H. Ms.	LD	171	Potter, Graham R.	LD	89
Cranham			Gooshays		
<i>No change</i>			<i>3 UKIP gains, 2 from CON, 1 from LAB</i>		
Alexander, June M. Ms.*	REA	3,243	Johnson, David	UKIP	1,848
Ford, Gillian Ms.*	REA	3,159	Webb, Lawrence J.*	UKIP	1,790
Barrett, Clarence C.*	REA	3,090	Rumble, Patricia A. Ms.	UKIP	1,733
O'Neill, Mark C.	UKIP	1,014	Murray, Patrick T.*	LAB	1,007
Freer, Pamela A. Ms.	CON	857	Mcgeary, Christine A. Ms.	LAB	942
Hitchin, Lisa J. Ms.	LAB	362	Stafford, Jeffery G.	LAB	803
Chalk, Patrick W.	LAB	353	Llewellyn-Rothschild, Marcus C. S.	CON	621
Caton, Peter	GRE	343	Wells, Keith F.*	CON	614
Mckernan, John	LAB	338	Evans, Keith W.	CON	608
Elm Park			Hacton		
<i>3 REA gains from CON</i>			<i>No change</i>		
Muggleston, Barry	REA	1,691	Morgon, Raymond P.*	REA	2,708
Nunn, Stephanie Ms.	REA	1,598	Dodin, Louis N.*	REA	2,590
Wilkes, Julie L. Ms.	REA	1,432	Matthews, Barbara Ms.*	REA	2,576
Litwin, Craig J.	UKIP	1,359	Garnett, Jeffrey C.	UKIP	1,288
Arrowsmith, Kim	LAB	805	Edes, Ruth Ms.	CON	679
Bennett, Rebecca L. Ms.	CON	781	Perry, Carol A. Ms.	CON	616
Carr, Graham M.	LAB	731	Mustoo, Terence G.	CON	535
James, Ian	LAB	634	Moreno-Roberts, Natasha Ms.	LAB	424
Oddy, Barry J.*	CON	609	Earley, Sinead Ms.	LAB	413
Tebbutt, Henry A.	CON	494	Jiggins, Susan A. Ms.	LAB	374
Crouch, Graham J.	REA	388	Beesley, David J.	GRE	271
Green, James M.	REA	348	Brewington, Susan R. Ms.	LD	77
Bunprakob, Areekul	REA	344			
Haines, Gerald L.	GRE	215			
Willmer, Andrew	LD	80			
Rádoi, Denisse-Oana Ms.	EP	36			

Harold Wood		Turnout 45.7%	Hylands		Turnout 44.1%
<i>2 REA gains from CON</i>			<i>1 REA gain from CON</i>		
Eagling, Brian E.*	REA	2,736	Pain, Garry L.	CON	1,596
Wise, Darren C.	REA	2,294	Ganly, Jody M. Ms.	REA	1,553
Donald, Alexander M.	REA	2,221	Smith, Carol M. Ms.	CON	1,542
Thurtle, John W.	UKIP	1,140	Smith, Christine Ms.	CON	1,449
Kelly, Lesley S. Ms.*	CON	854	Wilkes, Jeremy P. E.	REA	1,356
Light, Pamela M. Ms.*	CON	723	Hall, Neil A.	UKIP	1,346
Perry, Robert J.	CON	661	Moss, Lorraine Ms.	REA	1,287
Mcgeary, Siobhan A. Ms.	LAB	436	Gardner, Peter C.*	UKIP	1,263
Hitchin, Michael P.	LAB	415	Mcinerney, Amanda H. Ms.	LAB	440
Singhateh, Bakary	LAB	346	White, Penelope A. Ms.*	LAB	422
Coles, Jonathan W. A.	LD	202	Murphy, William	LAB	410
Sanderson, Ian V.	LD	118	Voak, David J.	GRE	285
Williams, David C.	LD	82	Snell, James R.	LD	68
Rice, Christopher P.	TUSC	62			
			Mawneys		Turnout 43.7%
Havering Park		Turnout 42.0%	<i>No change</i>		
<i>No change</i>					
Davis, Margaret Ms.	CON	1,787	Frost, Jason D.	CON	2,028
Best, Raymond A.	CON	1,699	Trew, Linda A. Ms.*	CON	1,952
Crowder, John E.	CON	1,635	Patel, Dilip	CON	1,771
Binion, Sandra Ms.*	UKIP	1,527	Battershall, Ralph L.	UKIP	1,753
Wilson, Andrew W.	UKIP	1,493	Ritchie, Robert	LAB	827
Martin, Edward A. J.	UKIP	1,421	Nichols, Daniel A.	LAB	799
Adams, Emma J. Ms.	LAB	656	Agunbiade, Michael A.	LAB	703
Dawson, David R. A.	LAB	577	Mott, Stewart A.	LD	190
Mcinerney, Peter J.	LAB	533			
Steranka, Joanna S. Ms.	GRE	149	Pettits		Turnout 49.5%
Spence, Peter B.	LD	90	<i>No change</i>		
			Crowder, Philippa Ms.	CON	2,102
Heaton		Turnout 37.2%	Dervish, Osman A.	CON	1,887
<i>2 UKIP gains from LAB</i>					
Hyde, Philip J.	UKIP	1,549	Misir, Robby*	CON	1,827
De Wulverton, Ian	UKIP	1,506	Eden, Edward G. J.*	UKIP	1,498
Darvill, Keith E.*	LAB	1,206	Birch, Katrina A. Ms.	UKIP	1,488
O'Flynn, Denis R.	LAB	1,165	Tebbutt, Henry A.	UKIP	1,367
Mcgeary, Paul S. L.*	LAB	1,135	Wilkes, Ian H.	REA	1,185
Binion, Robert	CON	761	Stevens, Denis H.	REA	1,157
Smith, Wesley M.	CON	636	Wailing, Philip H.	REA	1,091
Sutton, Matthew J.	CON	606	Reid, Matthew J.	LAB	942
Layzell, Kevin H.	BNP	556	Mccole, John	LAB	939
			Kankima, Umar F. Y.	LAB	874
			Mccarthy, Michael L.	LD	105

Rainham and Wennington			Turnout 38.7%		South Hornchurch			Turnout 37.6%	
<i>No change</i>					<i>1 UKIP gain from CON, 1 REA gain from LAB</i>				
Tucker, Jeffrey	REA	1,982	Deon-Burton, Michael	REA	1,738				
Durant, David W.	REA	1,395	Martin, Philip G.	UKIP	1,500				
Roberts, Keith A.	REA	1,390	Williamson, Graham K.	REA	1,336				
Smith, Michael S.	UKIP	1,284	Logan, Mark	REA	1,264				
Ellis, Anthony J.	LAB	973	Brown, Patricia M. Ms.	LAB	870				
Vickers, Alan J.	LAB	752	Badruddin, Pervez	LAB	867				
Earley, Martin F.	LAB	698	Freeman, Christopher L.	LAB	710				
Camilleri, Ruth Ms.	CON	350	Clark, Patricia A. T. Ms.	CON	567				
Oddy, Bernadette A. Ms.	CON	300	Camilleri, Warren S.	CON	468				
Farquhar, Stuart R.	CON	263	Oddy, Tammey K. Ms.	CON	296				
Paterlini-Phillips, Maria J. Ms.	GRE	206	Phillips, Kuan W.	GRE	275				
Coles, Pamela A. Ms.	LD	74							
Romford Town			Turnout 40.5%		Squirrel's Heath			Turnout 44.6%	
<i>No change</i>					<i>No change</i>				
Brice-Thompson, Wendy Ms.*	CON	2,067	Wallace, Melvin J.	CON	2,147				
Chapman, Joshua M.	CON	1,946	White, Damian J.	CON	2,057				
Thompson, Frederick H. V.*	CON	1,680	White, Michael J.*	CON	2,015				
Curtin, Andrew S.*	IND	1,477	Munday, Eric A.*	UKIP	1,299				
Whitby, Bradley	UKIP	1,467	Thorpe of Mearns, Lynden A. Ms.	UKIP	1,291				
Brindley, Neil W.	LAB	1,118	Walsh, Jacqueline H. Ms.	UKIP	1,289				
Yore, Michael P.	LAB	945	Brindley, Florence B. Ms.	LAB	603				
Jaques, Stephen K.	LAB	926	Macveigh, Joseph E.	LAB	564				
Haines, Amanda J. Ms.	GRE	639	Quinn, Patrick J.	LAB	545				
Deeks, John F.	LD	255	Coomer, Raymond C.	REA	431				
			Alexander, Isabelle Ms.	REA	401				
			Godwin, David	REA	311				
			Hughes, Michael	GRE	255				
			Mulliner, Madge V. Ms.	LD	103				
St. Andrew's			Turnout 42.9%		Upminster			Turnout 49.3%	
<i>1 REA gain from CON</i>					<i>No change</i>				
Wood, John C.	REA	1,906	Hawthorn, Linda R. Ms.*	REA	3,507				
Mylod, John C.	REA	1,894	Ower, Ronald F. C.*	REA	3,447				
Whitney, Reginald	REA	1,572	Van Den Hende, Linda J. Ms.*	REA	3,204				
Clark, Julian L. V.	UKIP	1,570	Brown, Malvin P.	UKIP	1,212				
Brace, Malcolm T. J.	CON	976	Gibson, Donna M. Ms.	CON	673				
Galpin, Georgina V. Ms.	CON	927	Weedon, Danny R. H. G.	CON	572				
Sepple, Edward	CON	867	Foong, Poh C.	CON	465				
Carr, Georgina M. Ms.	LAB	575	Darvill, Julia B. Ms.	LAB	364				
Bramley, Barbara E. Ms.	LAB	568	Collins, Melanie J. Ms.	GRE	338				
Taffs, Keith I.	LAB	462	Darvill, Kate L. Ms.	LAB	298				
Gorzynska-Hart, Danuta	GRE	312	Reehill, Rosetta Ms.	LAB	223				
Coles, Geoffrey J.	LD	81	Carter, Bruce E. K.	LD	98				
Davidson, Graham N.	NLP	50							
Littlechild, Graham V.	NLP	43							
Marsden, Madelaine J. Ms.	NLP	32							

By-elections**Gooshays****Turnout 20.6%***21 March 2013**UKIP gain from CON*

Webb, Lawrence J.	UKIP	831
McGeary, Christine A. Ms.	LAB	569
Llewellyn-Rothschild, Marcus C. S.	CON	280
Wise, Darren C.	REA	227
Braun, Micky	BNP	202
Brown, Malvin P.	REA	24

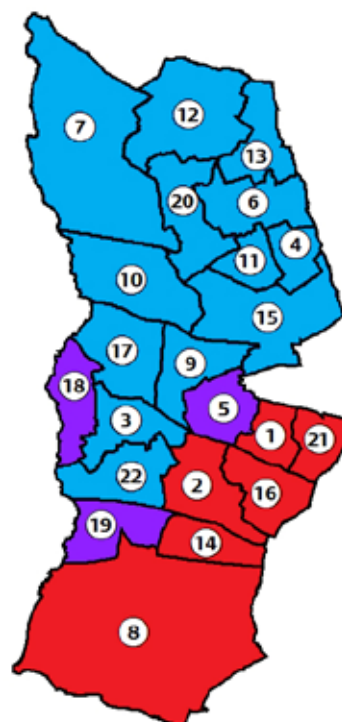
Death of Bull, Dennis R. (CON)

Hillingdon

Conservative administration

1	Barnhill	11	Manor
2	Botwell	12	Northwood
3	Brunel	13	Northwood Hills
4	Cavendish	14	Pinkwell
5	Charville	15	South Ruislip
6	Eastcote and East Ruislip	16	Townfield
7	Harefield	17	Uxbridge North
8	Heathrow Villages	18	Uxbridge South
9	Hillingdon East	19	West Drayton
10	Ickenham	20	West Ruislip
		21	Yeading
		22	Yiewsley

	Conservative
	Labour
	Conservative/Labour



State of the parties, 1964-2014

	CON	LAB	LD	other	total
22.5.14	42	23	-	-	65
6.5.10	46	19	-	-	65
4.5.06	45	18	2	-	65
2.5.02	31	27	7	-	65
7.5.98	34	31	4	-	69
5.5.94	25	43	-	1	69
3.5.90	35	34	-	-	69
8.5.86	28	34	7	-	69
6.5.82	57	10	2	-	69
4.5.78	55	14	-	-	69
4.5.74	28	32	-	-	60
13.5.71	24	36	-	-	60
9.5.68	60	-	-	-	60
7.5.64	24	36	-	-	60

% share of the poll, 1964-2014

	% poll	CON	LAB	LD	other
22.5.14	36.1	36.0	27.7	3.2	33.1
6.5.10	63.4	44.5	29.0	17.1	9.3
4.5.06	38.1	47.4	24.4	19.8	8.4
2.5.02	33.3	41.8	34.5	16.5	7.2
7.5.98	34.9	45.9	37.9	14.3	2.0
5.5.94	51.1	39.7	44.1	14.5	1.7
3.5.90	52.9	48.1	36.7	11.7	3.5
8.5.86	48.1	42.9	33.9	22.2	1.0
6.5.82	48.9	52.7	23.2	24.0	0.1
4.5.78	54.9	64.0	30.1	4.3	1.6
4.5.74	43.9	51.7	38.9	8.2	1.2
13.5.71	44.3	45.7	51.7	2.3	0.3
9.5.68	44.6	67.7	25.9	5.8	0.6
7.5.64	43.4	43.2	48.7	6.8	1.4

General statistics

		Hillingdon	London
Electorate	May 2014	208,593	5,878,824
	May 2010	197,009	5,689,223
Resident population aged 18 and over	Mid 2014	217,000	6,597,100
	Mid 2010	208,400	6,318,000
Estimated % unemployed	2013/14	7.4	8.2
	2009/10	7.6	9.1
Band 'D' council tax	May 2014	£1,416	£1,302
	May 2010	£1,423	£1,309

% share of the poll

	Date	%poll	CON	LAB	LD	GRE	BNP	UKIP	IND	REA	Others
Barnhill	22.5.14	34.1	16.1	57.3	-	8.7	-	14.9	-	-	3.0
	6.5.10	60.9	23.2	60.5	10.2	-	-	-	-	-	6.1
Botwell	22.5.14	32.1	12.3	56.6	-	8.3	-	18.7	-	-	4.1
	6.5.10	59.8	30.1	56.6	13.3	-	-	-	-	-	-
Brunel	22.5.14	29.4	36.0	24.1	2.6	11.0	-	22.1	-	-	4.2
	6.5.10	52.2	46.1	28.5	18.8	6.5	-	-	-	-	-
Cavendish	22.5.14	40.8	53.9	13.2	4.9	5.6	-	19.9	-	-	2.6
	6.5.10	71.0	52.3	14.1	27.2	6.4	-	-	-	-	-
Charville	22.5.14	40.2	31.1	33.1	-	9.0	-	23.7	-	-	3.1
	6.5.10	66.5	37.9	38.5	8.5	4.8	10.4	-	-	-	-
Eastcote and East Ruislip	22.5.14	43.2	56.0	11.3	5.8	8.6	-	16.3	-	-	2.0
	6.5.10	73.7	64.4	12.6	18.0	5.0	-	-	-	-	-
Harefield	22.5.14	38.2	33.2	6.7	2.8	7.1	-	26.9	14.7	-	8.7
	6.5.10	63.3	51.3	14.6	20.1	-	-	-	-	-	14.1
Heathrow Villages	22.5.14	32.1	26.3	41.4	-	9.0	-	23.2	-	-	-
	6.5.10	56.1	38.9	36.9	-	-	13.4	-	10.8	-	-
Hillingdon East	22.5.14	37.3	40.1	23.4	12.8	-	-	20.9	-	-	2.9
	6.5.10	64.3	44.9	23.3	31.9	-	-	-	-	-	-
Ickenham	22.5.14	44.2	57.5	13.8	3.4	7.7	-	17.5	-	-	-
	6.5.10	75.1	65.5	13.8	15.4	5.2	-	-	-	-	-
Manor	22.5.14	42.0	52.7	12.8	5.6	8.2	-	18.3	-	-	2.4
	6.5.10	73.0	46.2	11.5	36.1	6.2	-	-	-	-	-
Northwood	22.5.14	36.7	56.6	11.0	6.6	13.5	-	12.3	-	-	-
	6.5.10	67.5	60.7	14.4	19.1	5.8	-	-	-	-	-
Northwood Hills	22.5.14	38.7	29.4	9.7	2.4	7.3	-	12.1	20.8	-	18.4
	6.5.10	66.7	44.7	15.2	16.4	8.6	-	-	15.1	-	-
Pinkwell	22.5.14	32.8	17.7	53.7	-	8.4	-	16.7	-	-	3.5
	6.5.10	60.4	27.6	56.6	15.9	-	-	-	-	-	-
South Ruislip	22.5.14	34.6	38.3	22.0	5.0	8.5	6.3	18.4	-	-	1.5
	6.5.10	64.9	42.5	20.9	20.3	-	-	10.4	-	-	5.9
Townfield	22.5.14	33.8	14.5	54.7	-	7.9	-	19.1	-	-	3.8
	6.5.10	60.2	24.9	57.4	11.0	-	-	-	6.7	-	-
Uxbridge North	22.5.14	36.4	44.8	18.0	4.3	10.2	-	19.7	-	-	2.9
	6.5.10	65.5	54.7	20.4	18.6	6.3	-	-	-	-	-
Uxbridge South	22.5.14	31.2	31.6	26.2	4.2	13.2	-	19.9	-	-	5.0
	6.5.10	54.6	45.6	26.0	21.3	7.0	-	-	-	-	-
West Drayton	22.5.14	34.0	30.8	33.4	-	-	-	24.1	8.0	-	3.7
	6.5.10	59.3	41.9	31.6	-	-	13.3	-	13.1	-	-
West Ruislip	22.5.14	37.4	51.9	12.8	5.1	10.9	-	19.2	-	-	-
	6.5.10	69.0	60.5	13.7	19.2	6.7	-	-	-	-	-
Yeading	22.5.14	34.9	21.7	60.6	-	-	-	17.8	-	-	-
	6.5.10	59.5	34.7	52.5	12.8	-	-	-	-	-	-
Yiewsley	22.5.14	33.8	28.7	25.0	3.6	8.6	7.9	23.1	-	-	3.1
	6.5.10	56.3	34.1	28.7	17.3	4.3	11.8	-	3.9	-	-

Harefield			Turnout 38.2%			Ickenham			Turnout 44.2%		
<i>No change</i>						<i>No change</i>					
Higgins, Henry*	CON	897	Puddifoot, Raymond J.*	CON	2,519						
Palmer, Jane I. Ms.	CON	833	Hensley, John K. E.*	CON	2,250						
Barry, Gerard P.	UKIP	701	Simmonds, David T.*	CON	2,069						
Barnes, Richard M.*	IND	460	Darke, Stephen	UKIP	694						
Sodha, Atul	IND	308	Buckingham, John	LAB	603						
Halsall, Philip	LAB	213	Fox, Kevin F.	LAB	542						
Edward, Ian	NF	198	Hagan, Liam A.	LAB	496						
Gould, Joshua	GRE	184	Kinrade, Robin J.	GRE	306						
New, Douglas A.	LAB	136	Winterbotham, Melanie M. Ms.	LD	155						
Clark, Andrew	LD	98	Wingrove-Owens, Diana L. Ms.	LD	132						
Cunliffe, Alexander M.	LD	47	Mathen, Kim M. Ms.	LD	116						
Carson, James	TUSC	30									
Heathrow Villages			Turnout 32.1%			Manor			Turnout 42.0%		
<i>2 LAB gains from CON</i>						<i>No change</i>					
Money, Peter	LAB	1,270	Mills, Douglas S.*	CON	2,221						
Khatra, Manjit K. Ms.	LAB	1,183	O'Brien, Susan C. Ms.*	CON	2,174						
Nelson, June Ms.*	LAB	1,180	Markham, Michael J.*	CON	2,128						
Deville, Alan	CON	839	Mcentee, Paul S.	UKIP	755						
Arnold, Simon	CON	836	Espley, Paul	LAB	582						
Taylor, Christine M. Ms.	UKIP	707	O'Shea, Anne Ms.	LAB	550						
Tomlinson, Bryan P.	UKIP	651	Mathur, Shashi Ms.	LAB	451						
Makwana, Heena Ms.	CON	633	Crook, Peter L.	GRE	353						
Rigby, William J.	GRE	263	Wilkinson, Geoffrey J.	GRE	327						
			Cox, Albert T.	LD	277						
			Thomas, Christopher P.	LD	211						
			Salvani, Antonio	LD	199						
			Jones, Brian P.	TUSC	98						
Hillingdon East			Turnout 37.3%			Northwood			Turnout 36.7%		
<i>No change</i>						<i>No change</i>					
Bridges, Wayne P.*	CON	1,572	Melvin, Carol Ms.*	CON	2,107						
Chapman, Alan J.	CON	1,418	Lewis, Richard A.*	CON	1,988						
Jackson, Patricia M.*	CON	1,400	Seaman-Digby, Scott M.*	CON	1,896						
Campbell, John	LAB	1,005	Holding, Fiona C. Ms.	GRE	476						
Malik, Raheela B. Ms.	LAB	786	Haines, William S. H.	UKIP	434						
Morgan, Terry	LAB	769	Bell, Aidan R.	LAB	406						
Shelvey, Geraldine Ms.	UKIP	763	Dhillon, Mahan S.	LAB	392						
Cox, Mike	LD	507	Widgington, Kim B. Ms.	LAB	368						
Dixon, Josh	LD	448	Asquith, Jeremy E. C.	LD	341						
Clark, Martin J.	LD	445	Mason, Emily J. Ms.	LD	199						
Marsdon, Derek J.	TUSC	106	Jacobs, Geoffrey A.	LD	153						

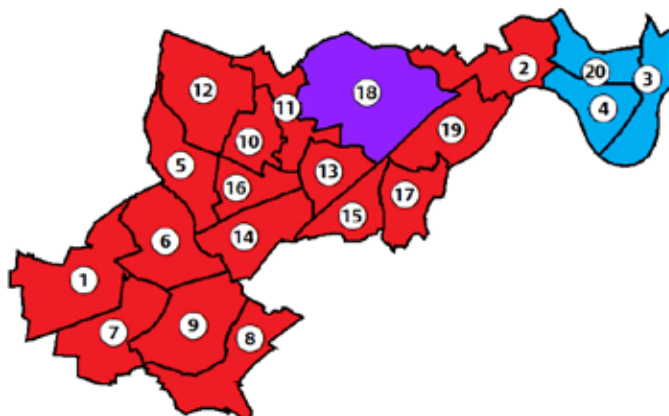
Northwood Hills			Turnout 38.7%			Townfield			Turnout 33.8%		
<i>No change</i>						<i>No change</i>					
Bianco, Jonathan P. S.*	CON	1,559	Allen, Lynne Ms.*	LAB	2,374						
Morgan, John R.*	CON	1,399	Curling, Peter A.*	LAB	2,090						
Flynn, Duncan T.	CON	1,180	Sansarpuri, Robin*	LAB	1,971						
Retter, Andrew J.*	IND	976	Fagan, Bernard J.	UKIP	750						
Bishop, David A.	NHCC	847	Brightman, Nicola Ms.	CON	709						
Rao, Heidi Ms.	UKIP	567	Macmanus, Harry	CON	545						
Allam, David R.	LAB	509	Rogerson, Sam	CON	452						
Kinchen, Jill Ms.	LAB	445	Linton, William A.	GRE	309						
Dodhia, Nilesh	NHCC	417	Hayes, Maddie Ms.	TUSC	151						
Wallis, Victoria Ms.	LAB	412									
Kennedy, Wally	TUSC	364	Uxbridge North								
Crook, Nicole R. C. Ms.	GRE	342	Turnout 36.4%								
Kara-Isitt, Fawzia Z. Ms.	NHCC	230	<i>No change</i>								
Honeygold, Derek J.	LD	169	Cooper, George E.*	CON	2,047						
Klein, Alan H.	LD	89	Graham, Raymond C.	CON	1,788						
Mallick, Ulla I. E. Ms.	LD	78	Yarrow, David A.*	CON	1,678						
			Weisenberger, Nicola A. C. Ms.	UKIP	807						
			Harmsworth, Paul K.	LAB	781						
Pinkwell	Turnout 32.8%		Moore, Norrette P. Ms.	LAB	753						
<i>No change</i>			Mitchell, Alex	LAB	683						
Dhillon, Jazz*	LAB	2,060	Holyday, William D. C.	GRE	419						
Lakhmana, Kuldeep K. Ms.*	LAB	1,981	Khan, Nasim A.	LD	184						
Morse, John V.	LAB	1,804	Masters, Adam R. E.	LD	180						
Bridges, Kelly-Marie Ms.	CON	670	Reap, Margaret B. Ms.	LD	164						
Albright, Zara S. Ms.	CON	649	Asif, Zahra S. Ms.	TUSC	120						
Knight, Stephen	UKIP	608									
Hardinge, Tom	CON	604	Uxbridge South								
Lee, Daniel	GRE	306	Turnout 31.2%								
Diment, Robert J.	TUSC	128	<i>1 LAB gain from CON</i>								
			Burrows, Keith E.*	CON	1,332						
			Cooper, Judith V. Ms.*	CON	1,269						
South Ruislip	Turnout 34.6%		Burles, Tony	LAB	1,099						
<i>No change</i>			Prince, Kerri Ms.	LAB	1,028						
Kauffman, Allan G.*	CON	1,451	Pittaway, George H.	CON	980						
Kelly, Judy A. Ms.*	CON	1,378	Khursheed, Imran	LAB	845						
Duducu, Jem	CON	1,237	Duffin, Jack	UKIP	752						
Nunn, Robert	LAB	888	Buck, Samuel R.	GRE	500						
Griffiths, Arran J.	LAB	729	Cox, Fiona J. M. Ms.	LD	243						
Pennington, Robert	LAB	716	Harbord, Gary L.	TUSC	189						
Shelvey, Martin J.	UKIP	651	Mckeown, Paul J.	LD	118						
Foster, Alan J.	UKIP	649	Mallick, Saghaer A.	LD	112						
Barrabel, John C.	GRE	299									
Watts, Nicholas M.	LD	226									
Cardy, Gavin	BNP	223									
Dollimore, Peter J.	LD	165									
Swallow, Mike	LD	144									
Hayes, Daniel	TUSC	52									

West Drayton			Turnout 34.0%			Yeading			Turnout 34.9%		
<i>1 LAB gain from CON</i>						<i>No change</i>					
Gilham, Dominic	CON	1,494	Birah, Mohinder S.	LAB	2,121						
Duncan, Janet S. M. Ms.	LAB	1,406	Singh, Jagjit	LAB	2,006						
Sweeting, Jan Ms.	LAB	1,397	Garg, Narinder K. Ms.*	LAB	2,004						
Bond, John	LAB	1,240	Preston, Arthur	CON	794						
Hartness, Barry M.	CON	1,228	Horn, Graham	CON	735						
Purewal, Naman Ms.	CON	1,006	Shaughnessy, Cheryl Ms.	CON	665						
Peveerill, Raymond V.	UKIP	974	Knight, Helen L. Ms.	UKIP	599						
Banks, Ann F. Ms.	IND	441									
Murphy, Nicky Ms.	IND	286	Yiewsley	Turnout 33.8%							
Buttivant, Paul J.*	IND	246	<i>1 CON gain from LAB</i>								
Barros, Carlos	TUSC	151	Davis, Peter R.	CON	1,182						
			Edwards, Ian	CON	1,143						
West Ruislip	Turnout 37.4%		Wallana, Shehryar	CON	1,009						
<i>No change</i>			Bliss, Lindsay Ms.	LAB	1,007						
Corthorne, Philip N.*	CON	2,122	Kaur, Parminder Ms.	LAB	964						
Riley, John*	CON	2,002	Oswell, John L.	LAB	930						
Crowe, Brian C.*	CON	1,989	Pontey, Jason A.	UKIP	892						
Basey, Phil	UKIP	755	Brownsword, Graham S.	GRE	334						
Mcdonald, Margaret T. Ms.	LAB	568	Evans, Vincent	BNP	304						
Mcdonald, Peter L.	LAB	485	Holland, Eileen Ms.	LD	168						
Turvey, Mary Ms.	LAB	454	Abdul-Motalib, Humam	LD	142						
Cowan-Bates, Vincent J.	GRE	428	Martin, Linda Ms.	TUSC	118						
Leigher, Hilary F. Ms.	LD	215	Masters, Alan B. R.	LD	113						
Towner, Carolyn J. Ms.	LD	202									
Rodwell, Graydon M.	LD	189									

Hounslow

Labour administration

1	Bedfont	11	Heston East
2	Brentford	12	Heston West
3	Chiswick Homefields	13	Hounslow Central
4	Chiswick Riverside	14	Hounslow Heath
5	Cranford	15	Hounslow South
6	Feltham North	16	Hounslow West
7	Feltham West	17	Isleworth
8	Hanworth	18	Osterley and Spring Grove
9	Hanworth Park	19	Syon
10	Heston Central	20	Turnham Green



	Conservative
	Labour
	Conservative/Labour

State of the parties, 1964-2014

	CON	LAB	LD	other	total
22.5.14	11	49	-	-	60
6.5.10	25	35	-	-	60
4.5.06	23	24	5	8	60
2.5.02	15	36	5	4	60
7.5.98	11	44	4	1	60
5.5.94	6	49	5	-	60
3.5.90	15	44	1	-	60
8.5.86	17	40	3	-	60
6.5.82	27	33	-	-	60
4.5.78	24	36	-	-	60
4.5.74	23	37	-	-	60
13.5.71	13	47	-	-	60
9.5.68	53	7	-	-	60
7.5.64	12	48	-	-	60

% share of the poll, 1964-2014

	% poll	CON	LAB	LD	other
22.5.14	36.8	25.0	43.6	7.3	24.2
6.5.10	59.7	31.2	34.6	15.7	18.4
4.5.06	37.8	29.8	29.0	18.7	22.5
2.5.02	29.0	29.7	37.9	12.9	19.6
7.5.98	32.4	27.6	48.5	14.2	9.7
5.5.94	44.9	27.8	53.1	16.6	2.5
3.5.90	48.9	35.6	45.7	9.0	9.6
8.5.86	46.8	35.0	43.2	20.7	1.0
6.5.82	46.4	43.2	37.8	18.1	0.9
4.5.78	48.5	47.8	48.2	2.2	1.9
4.5.74	38.9	43.5	48.7	4.2	3.6
13.5.71	45.3	39.4	58.2	0.0	2.4
9.5.68	45.2	58.8	37.7	3.1	0.4
7.5.64	46.7	38.7	51.9	9.3	0.2

General statistics

		Hounslow	London
Electorate	May 2014	191,590	5,878,824
	May 2010	179,930	5,689,223
Resident population aged 18 and over	Mid 2014	198,500	6,597,100
	Mid 2010	194,600	6,318,000
Estimated % unemployed	2013/14	7.0	8.2
	2009/10	7.9	9.1
Band 'D' council tax	May 2014	£1,388	£1,302
	May 2010	£1,400	£1,309

% share of the poll

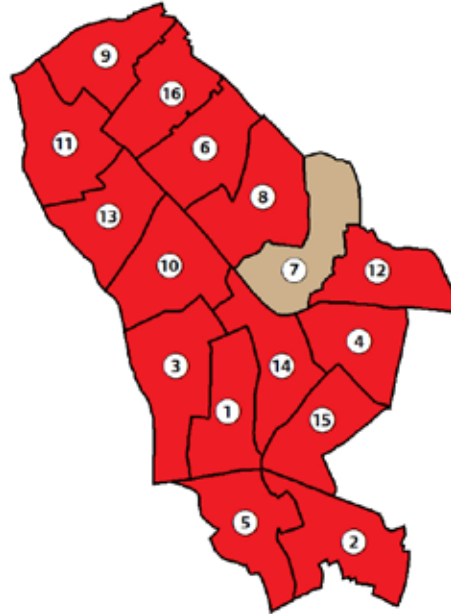

	Date	%poll	CON	LAB	LD	GRE	BNP	UKIP	IND	REA	Others
Bedfont	22.5.14	37.5	32.3	44.5	11.5	11.8	-	-	-	-	-
	6.5.10	58.3	28.2	29.2	16.6	-	11.7	-	-	-	14.2
Brentford	22.5.14	34.6	15.1	44.2	5.3	14.4	-	12.9	-	-	8.1
	6.5.10	56.8	25.4	41.0	23.8	9.8	-	-	-	-	-
Chiswick Homefields	22.5.14	39.1	49.5	32.0	10.0	8.5	-	-	-	-	-
	6.5.10	68.6	34.1	16.6	23.2	13.3	-	-	-	-	12.8
Chiswick Riverside	22.5.14	40.0	38.0	16.7	7.6	14.3	-	8.3	15.0	-	-
	6.5.10	68.3	37.7	17.0	28.8	16.6	-	-	-	-	-
Cranford	22.5.14	36.4	25.4	53.2	6.8	-	-	14.6	-	-	-
	6.5.10	58.0	26.0	49.1	-	-	4.4	-	-	-	20.5
Feltham North	22.5.14	37.3	20.4	33.7	8.0	9.5	-	28.4	-	-	-
	6.5.10	57.6	40.6	31.6	16.8	-	11.0	-	-	-	-
Feltham West	22.5.14	32.4	22.1	45.5	-	-	-	32.4	-	-	-
	6.5.10	54.8	32.7	32.8	22.8	-	11.7	-	-	-	-
Hanworth	22.5.14	33.9	14.9	38.0	10.5	11.6	-	25.0	-	-	-
	6.5.10	56.0	27.5	27.4	18.2	-	9.9	-	2.0	-	14.9
Hanworth Park	22.5.14	38.0	28.1	36.4	8.4	-	-	27.1	-	-	-
	6.5.10	61.6	41.5	25.8	22.0	-	10.7	-	-	-	-
Heston Central	22.5.14	37.7	27.8	59.9	-	-	-	12.4	-	-	-
	6.5.10	59.4	37.3	52.1	-	-	-	-	10.6	-	-
Heston East	22.5.14	33.6	21.6	64.3	-	14.1	-	-	-	-	-
	6.5.10	59.3	27.5	52.9	-	10.0	-	-	9.6	-	-
Heston West	22.5.14	40.5	17.2	62.5	7.2	-	-	13.0	-	-	-
	6.5.10	60.8	29.6	53.9	16.5	-	-	-	-	-	-
Hounslow Central	22.5.14	33.2	19.5	49.6	9.5	11.8	-	9.7	-	-	-
	6.5.10	51.8	25.7	45.4	19.2	9.8	-	-	-	-	-
Hounslow Heath	22.5.14	33.8	20.0	61.3	8.1	10.6	-	-	-	-	-
	6.5.10	55.6	21.7	41.6	22.2	-	-	-	-	-	14.5
Hounslow South	22.5.14	44.4	27.3	40.5	7.0	11.3	-	13.8	-	-	-
	6.5.10	66.2	38.2	35.5	-	12.9	-	-	-	-	13.4
Hounslow West	22.5.14	37.6	18.5	55.6	7.3	9.2	-	-	9.4	-	-
	6.5.10	56.9	24.7	46.3	17.1	8.5	-	-	3.4	-	-
Isleworth	22.5.14	39.7	14.5	40.7	5.2	9.3	-	10.5	1.3	-	18.5
	6.5.10	62.9	22.6	35.4	-	13.1	-	-	-	-	28.9
Osterley and Spring Grove	22.5.14	36.6	36.7	37.9	10.7	14.7	-	-	-	-	-
	6.5.10	62.2	37.5	29.5	21.2	11.7	-	-	-	-	-
Syon	22.5.14	37.5	14.6	37.1	6.5	10.9	-	12.3	-	-	18.6
	6.5.10	58.8	23.6	33.6	-	11.0	-	7.2	-	-	24.7
Turnham Green	22.5.14	35.3	42.0	24.0	14.5	19.6	-	-	-	-	-
	6.5.10	64.2	37.6	18.3	28.0	16.1	-	-	-	-	-

Feltham West			Turnout 32.4%		Heston East			Turnout 33.6%			
<i>2 LAB gains from CON</i>					<i>No change</i>						
Hughes, David M.	LAB	1,695	Kaur, Kamaljit*	LAB	2,151	Hughes, Elizabeth P. Ms.	LAB	1,691	Lal, Gurmail S.*	LAB	2,063
Mitchell, Alan	LAB	1,556	Mann, Amrit*	LAB	2,037	Botterill, Colin J.*	UKIP	1,171	Kenton, Michael J.	CON	766
Lipka, Agnieszka Ms.	CON	861	Bansal, Sati	CON	720	Malinski, Patryk	CON	818	Siddiqi, Rehana	CON	619
Rai, Anand K.	CON	718	Shaw, Andrew	GRE	456						
Hanworth			Turnout 33.9%		Heston West			Turnout 40.5%			
<i>1 LAB gain from CON</i>					<i>No change</i>						
Atterton, Candice A. Ms.	LAB	1,404	Bath, Rajinder S.*	LAB	2,491	Foote, Richard W.	LAB	1,349	Bath, Lily Ms.	LAB	2,419
Chaudhary, Samia	LAB	1,285	Rajawat, Shantanu S.*	LAB	2,323	Botterill, Dean R. L.	UKIP	885	Panesar, Baljinder S.	CON	727
Botterill, Dean R. L.	UKIP	885	Sahota, Harinder S.	CON	668	Khan, Koisor	CON	550	Singh, Herdeep	CON	600
Ahmed, Shakil	CON	538	Barnes, Anne E. Ms.	UKIP	503	Ahmed, Shakil	CON	494	Braby, Patricia J. Ms.	LD	279
Ratnayake, Nanda K.	CON	494				Gough, Steve	GRE	411			
Bennett, Joan M. Ms.	LD	370									
Hanworth Park			Turnout 38.0%		Hounslow Central			Turnout 33.2%			
<i>3 LAB gain from CON</i>					<i>No change</i>						
Howe, Tina Ms.	LAB	1,264	Grewal, Pritam S.*	LAB	2,283	Grewal, Ajmer*	LAB	2,224	Malik, Nisar A.	LAB	2,088
Gurung, Bishnu B.	LAB	1,170	Quick, Christine M. Ms.	CON	997	Malik, Nisar A.	CON	873	Quick, Christine M. Ms.	CON	997
Khan, Hanif A.	LAB	1,124	Singh, Maneesh	CON	873	Atkinson, Kath Ms.	CON	941	Singh, Maneesh	CON	873
Atkinson, Kath Ms.	CON	941	Tangri, Raj	CON	724	Ball, John	UKIP	934	Tangri, Raj	CON	724
Ball, John	UKIP	934	Beaton, Tom	GRE	522	Jabbal, Paul*	CON	921	Beaton, Tom	GRE	522
Jabbal, Paul*	CON	921	Reed, Barry R.	UKIP	429	Wood, Philippa C. Ms.	CON	890	Reed, Barry R.	UKIP	429
Wood, Philippa C. Ms.	CON	890	Cave, Margaret L. M. Ms.	LD	420	Stewart, Becky Ms.*	UKIP	885	Cave, Margaret L. M. Ms.	LD	420
Stewart, Becky Ms.*	UKIP	885				Williams, Beverley Ms.*	UKIP	832			
Williams, Beverley Ms.*	UKIP	832				Martin, Simon T.	LD	275			
Martin, Simon T.	LD	275									
Heston Central			Turnout 37.7%		Hounslow Heath			Turnout 33.8%			
<i>No change</i>					<i>No change</i>						
Hear, Harleen A.	LAB	2,095	Ellar, Colin*	LAB	2,331	Buttar, Manjit S.	LAB	2,041	Malhotra, Mukesh	LAB	2,238
Purewal, Surinder S.	LAB	1,951	Smart, Corinna M. Ms.*	LAB	2,177	Purewal, Surinder S.	CON	1,018	Smart, Corinna M. Ms.*	LAB	2,177
Dhillon, Amarjit S.*	CON	1,018	Gallagher, Bela Ms.	CON	770	Malik, Karamat A.	CON	968	Gallagher, Bela Ms.	CON	770
Malik, Karamat A.	CON	968	Cusworth, Patrick	CON	739	Karwal, Radhesham	CON	836	Cusworth, Patrick	CON	739
Karwal, Radhesham	CON	836	Vanstone, Peter J.	CON	696	Barnes, Clive G.	UKIP	420	Vanstone, Peter J.	CON	696
Barnes, Clive G.	UKIP	420	Wells, Stefan E.	GRE	390				Wells, Stefan E.	GRE	390
			Billenness, Sally A. Ms.	LD	322				Billenness, Sally A. Ms.	LD	322
			Billenness, Mark	LD	271				Billenness, Mark	LD	271

Islington

Labour administration

- | | | | |
|---|----------------------|----|--------------------|
| 1 | Barnsbury | 10 | Holloway |
| 2 | Bunhill | 11 | Junction |
| 3 | Caledonian | 12 | Mildmay |
| 4 | Canonbury | 13 | St George's |
| 5 | Clerkenwell | 14 | St Mary's |
| 6 | Finsbury Park | 15 | St Peter's |
| 7 | Highbury East | 16 | Tollington |
| 8 | Highbury West | | |
| 9 | Hillrise | | |



State of the parties, 1964-2014

	CON	LAB	LD	other	total
22.5.14	-	47	-	1	48
6.5.10	-	35	13	-	48
4.5.06	-	23	24	1	48
2.5.02	-	10	38	-	48
7.5.98	-	26	26	-	52
5.5.94	1	39	12	-	52
3.5.90	-	49	3	-	52
8.5.86	-	36	16	-	52
6.5.82	-	51	1	-	52
4.5.78	2	50	-	-	52
4.5.74	-	60	-	-	60
13.5.71	-	60	-	-	60
9.5.68	47	10	-	3	60
7.5.64	-	60	-	-	60

% share of the poll, 1964-2014

	% poll	CON	LAB	LD	other
22.5.14	38.4	9.7	54.7	14.3	21.3
6.5.10	61.9	15.6	39.1	31.3	14.0
4.5.06	33.1	12.0	34.7	32.9	20.4
2.5.02	26.9	3.9	33.5	43.0	19.6
7.5.98	35.7	6.0	40.6	41.4	12.0
5.5.94	43.3	12.0	49.4	26.1	12.4
3.5.90	46.2	15.5	48.4	7.7	28.5
8.5.86	47.1	13.4	46.5	33.2	6.8
6.5.82	40.1	24.2	51.5	22.3	2.0
4.5.78	38.7	38.3	51.1	2.2	8.4
4.5.74	26.0	21.8	64.2	12.3	1.7
13.5.71	33.5	27.2	70.9	0.8	1.1
9.5.68	22.5	51.0	40.4	2.4	6.2
7.5.64	16.8	22.2	67.5	3.4	6.8

General statistics

		Islington	London
Electorate	May 2014	155,282	5,878,824
	May 2010	148,442	5,689,223
Resident population aged 18 and over	Mid 2014	178,800	6,597,100
	Mid 2010	167,500	6,318,000
Estimated % unemployed	2013/14	9.0	8.2
	2009/10	11.1	9.1
Band 'D' council tax	May 2014	£1,265	£1,302
	May 2010	£1,272	£1,309

% share of the poll

	Date	%poll	CON	LAB	LD	GRE	BNP	UKIP	IND	REA	Others
Barnsbury	22.5.14	39.8	18.3	57.3	9.6	11.9	-	-	-	-	2.9
	6.5.10	64.3	21.9	41.4	25.2	9.8	-	-	1.6	-	-
Bunhill	22.5.14	33.8	17.3	46.5	9.2	12.3	-	14.7	-	-	-
	6.5.10	55.6	19.4	37.0	31.1	7.8	4.7	-	-	-	-
Caledonian	22.5.14	36.5	13.1	61.0	9.3	16.6	-	-	-	-	-
	6.5.10	60.0	15.6	45.2	28.7	10.4	-	-	-	-	-
Canonbury	22.5.14	37.1	14.2	48.7	22.9	14.2	-	-	-	-	-
	6.5.10	64.7	19.0	33.3	32.3	9.5	-	3.5	2.3	-	-
Clerkenwell	22.5.14	37.7	16.9	46.7	20.8	15.6	-	-	-	-	-
	6.5.10	58.1	20.0	32.5	29.5	10.3	-	-	7.6	-	-
Finsbury Park	22.5.14	37.1	-	67.8	9.7	22.5	-	-	-	-	-
	6.5.10	57.1	12.1	52.3	21.4	14.3	-	-	-	-	-
Highbury East	22.5.14	44.2	9.5	33.5	28.4	22.6	-	6.0	-	-	-
	6.5.10	67.6	14.1	29.1	42.4	14.3	-	-	-	-	-
Highbury West	22.5.14	39.7	12.4	56.0	8.4	23.2	-	-	-	-	-
	6.5.10	63.9	14.4	42.4	19.3	24.0	-	-	-	-	-
Hillrise	22.5.14	41.9	-	56.6	24.6	18.8	-	-	-	-	-
	6.5.10	63.2	9.5	40.1	39.2	11.2	-	-	-	-	-
Holloway	22.5.14	36.9	-	61.9	13.7	24.4	-	-	-	-	-
	3.5.12	39.5	16.3	57.0	11.9	14.9	-	-	-	-	-
	6.5.10	59.9	13.9	45.7	28.8	11.6	-	-	-	-	-
Junction	22.5.14	38.4	9.8	58.6	8.6	20.3	-	-	-	-	2.7
	21.3.13	24.2	5.5	61.9	12.7	17.6	1.4	-	-	-	0.8
	6.5.10	63.8	9.9	38.5	40.1	11.6	-	-	-	-	-
Mildmay	22.5.14	36.7	8.9	54.7	8.2	16.1	-	7.6	-	-	4.4
	6.5.10	60.9	12.9	38.8	36.8	11.5	-	-	-	-	-
St. George's	22.5.14	42.1	-	58.2	21.9	19.9	-	-	-	-	-
	21.3.13	25.9	3.7	71.3	15.6	8.6	0.8	-	-	-	-
	6.5.10	64.0	9.8	33.9	42.2	14.1	-	-	-	-	-
St. Mary's	22.5.14	36.3	17.9	51.8	11.7	18.7	-	-	-	-	-
	10.11.11	23.6	11.8	47.2	26.8	13.3	0.9	-	-	-	-
	6.5.10	64.1	20.1	33.5	32.4	10.6	-	-	3.4	-	-
St. Peter's	22.5.14	38.2	21.6	51.5	11.3	15.6	-	-	-	-	-
	11.8.11	24.8	17.1	52.5	19.8	7.9	-	-	2.7	-	-
	6.5.10	64.0	25.5	38.7	27.7	8.1	-	-	-	-	-
Tollington	22.5.14	38.6	-	64.6	10.2	25.1	-	-	-	-	-
	6.5.10	60.5	11.6	42.6	27.0	18.8	-	-	-	-	-

Results**Barnsbury****Turnout 39.8%***No change*

Murray, James*	LAB	2,110
Chowdhury, Jilani*	LAB	1,948
Hamitouche, Mouna Ms.*	LAB	1,910
Cullen, Stuart	CON	710
Eldridge, Joseph	CON	604
Simms, Alicia R. Ms.	CON	594
Hicks, Harry	GRE	467
Magudia, Rosie Ms.	GRE	447
Christmas, David J.	LD	400
Parsons, Matthew	GRE	327
Lewis, Kristina Ms.	LD	309
Willoughby, Laura Ms.	LD	286
Woodburn, Lesley Ms.	TUSC	100

Bunhill**Turnout 33.8%***No change*

Gallagher, Troy*	LAB	1,762
Webbe, Claudia N. Ms.*	LAB	1,663
Khan, Robert*	LAB	1,541
Barber, Craig J. F.	CON	663
Coleman, Flora N. J. P. Ms.	CON	618
Francescone, Orson	CON	570
Muswell, Peter S.	UKIP	525
Bowker, Tom	GRE	455
Elston, Leigh Ms.	GRE	429
Hickey, Ben	GRE	425
Trotter, Joseph R.	LD	352
Hall, Adrian C. R.	LD	321
Wright, Kelly A. Ms.	LD	308

Caledonian**Turnout 36.5%***No change*

Convery, Paul*	LAB	2,372
Perry, Rupert*	LAB	1,954
O'Halloran, Una Ms.	LAB	1,907
Gordon, Alex	GRE	670
Marks, Sarah Ms.	GRE	585
Cottis, Stuart	CON	492
Muminova, Ozoda Ms.	GRE	441
Webster, Duncan	CON	433
Pinder, Richard J.	CON	417
Costide, Iolanda Ms.	LD	382
Johnson, Tim	LD	320
Ridzuan-Allen, Hannah Ms.	LD	252

Canonbury**Turnout 37.1%***1 LAB gain from LD*

Diner, Alexander	LAB	1,569
Jeapes, Clare Ms.	LAB	1,556
Wayne, Nicholas	LAB	1,413
Cox, Alex	LD	805
Smith, Barbara G. Ms.	LD	716
Magudia, Mihir	LD	613
Kalar, Amo	CON	467
Geissendorfer, Lilli Ms.	GRE	464
Turner, Georgina Ms.	GRE	464
Watts, Nigel W. R.	CON	441
Toms Hrciarova, Jana Ms.	CON	418
Halvorsen, Richard	GRE	391

Clerkenwell**Turnout 37.7%***1 LAB gain from LD*

Andrews, Raphael*	LAB	1,553
Donovan, Alice Ms.	LAB	1,395
Court, James	LAB	1,385
Chowdhury, Tahmid R.	LD	690
Williamson, James R.	LD	680
Darwazeh, Rachel Ms.	GRE	599
Muhammed, Alan S.	LD	561
Tucker, Pauline P. M. Ms.	CON	559
Lim, Mark	CON	485
Humphreys, James	GRE	455
Thomson, Angela J. Ms.	GRE	394

Finsbury Park**Turnout 37.1%***No change*

Heather, Gary	LAB	2,648
O'Sullivan, Mick*	LAB	2,481
Shaikh, Asima Ms.	LAB	2,408
Baird, Nicola Ms.	GRE	948
Latimer, Robin	GRE	781
Boait, Fran Ms.	GRE	771
Habermann, Anna R. M. Ms.	LD	400
Fletcher, Jack M.	LD	360
Richmond, Hatty Ms.	LD	318

Highbury East			Turnout 44.2%		Holloway			Turnout 36.9%	
<i>2 LAB gains from LD, 1 GRE gain from LD</i>					<i>No change</i>				
Gantly, Osh	LAB	1,514	Smith, Paul*	LAB	2,470				
Erdogan, Aysegul Ms.	LAB	1,430	Ismail, Rakhia Ms.*	LAB	2,266				
Russell, Caroline Ms.	GRE	1,214	Ward, Diarmaid	LAB	2,222				
Kalaam, Muhammad	LAB	1,206	Chan, Jenni Ms.	GRE	995				
Horten, Julie Ms.*	LD	1,204	Poyner, Claire Ms.	GRE	905				
Stacy, Terry*	LD	1,185	Whitehead, Ciaran	GRE	837				
Gilbert, John*	LD	1,138	Dunn, Margot J. Ms.	LD	564				
Kiss, Charlie	GRE	867	Kelly, David J.	LD	519				
Rustin, Susanna Ms.	GRE	721	Smith, Paul M.	LD	462				
Coleman, Connor A.	CON	411							
Williams, Christopher J. H.	CON	375							
Clough, Greg	UKIP	247							
Highbury West			Turnout 39.7%		Junction			Turnout 38.4%	
<i>No change</i>					<i>2 LAB gains from LD</i>				
Debono, Theresa Ms.*	LAB	2,680	Burgess, Janet Ms.*	LAB	2,228				
Greening, Richard*	LAB	2,549	Makarau Schwartz, Kaya Ms.	LAB	1,938				
Hull, Andy*	LAB	2,336	Nicholls, Tim	LAB	1,779				
Sharpe, Rosalind Ms.	GRE	1,074	Renwick, Jill Ms.	GRE	720				
Jegorovas, Ernestas	GRE	1,046	Holloway, Mick	GRE	717				
Myer, Andrew	GRE	1,011	Hudson, Daniel	GRE	621				
Burghart, Alex	CON	569	Collins, Michael	CON	361				
Rooke, James	CON	553	Kasprzyk, Stefan A.	LD	333				
Philip, Simon	CON	551	Bhalla, Riddhi	CON	320				
Cooke, Ed	LD	439	Waghorn, Oliver P. J.	CON	314				
Middleton, Philip D.	LD	354	Gamba, Giorgia Ms.	LD	297				
Mann, Gabby Ms.	LD	345	Savvides, Victoria Ms.	LD	245				
			Martin, Bill	SP	90				
Hillrise			Turnout 41.9%		Mildmay			Turnout 36.7%	
<i>2 LAB gains from LD</i>					<i>1 LAB gain from LD</i>				
Spall, Marian Ms.*	LAB	2,065	Caluori, Joe*	LAB	2,041				
Ngongo, Michelline Ms.	LAB	1,930	Kay, Jenny Ms.	LAB	2,020				
Poyser, Dave	LAB	1,925	Parker, Olly	LAB	1,898				
Constantinou, Lorraine Ms.*	LD	959	Nott, Jon	GRE	613				
Quilliam, Carl	LD	856	Powell, Malcolm	GRE	575				
Kaufman, Victor	LD	761	Ross, Dudley	GRE	570				
Forbes, Jayne Ms.	GRE	727	Davies, Benjamin R.	CON	366				
Adshead, Mary Ms.	GRE	711	Whittaker, Julie Ms.	LD	354				
Rendall, Alex	GRE	530	Eldridge, Alexandra C. Ms.	CON	343				
			Ozen, Turhan	LD	279				
			Small, Angus	UKIP	277				
			Moyes, Martin R. C.	CON	265				
			Symes, Paul	LD	255				
			Esen, Omer	TUSC	159				

By-elections

St. Peter's **Turnout 24.8%**
11 August 2011 *No change*

Perry, Alice Ms.	LAB	1,167
Sant, David	LD	440
Bunting, Richard	CON	381
Allen, Caroline Ms.	GRE	176
Rutherford, Martin	IND	59

Resignation of Coupland, Michelle M. Ms. (LAB)

St. Mary's **Turnout 23.6%**
10 November 2011 *No change*

Poole, Gary	LAB	1,128
Fieran-Reed, Emily Ms.	LD	641
Russell, Caroline Ms.	GRE	317
Hutchinson, Oriel	CON	282
Barfoot, Walter	BNP	22

Disqualification of Coupland, Joan Ms. (LAB)

Holloway **Turnout 39.5%**
03 May 2012 *No change*

Ismail, Rakhia	LAB	2,352
Edwards, Jonathan	CON	671
Poyner, Claire Ms.	GRE	613
Kelly, David	LD	490

Resignation of Rigby, Lucy C.M. Ms. (LAB)

Junction **Turnout 24.2%**
21 March 2013 *LAB gain from LD*

Makarau-Schwartz, Kaya Ms.	LAB	1,343
Holloway, Mick	GRE	381
Kasprzyk, Stefan A.	LD	276
Napier, Patricia J. Ms.	CON	120
Townsend, Gary	BNP	31
Martin, Bill	SP	18

Resignation of Graves, Arthur T. (LD)

St George's **Turnout 25.9%**
21 March 2013 *No change*





Fletcher, Kat Ms.	LAB	1,698
Gregory, Julian	LD	371
Nott, Jon R.	GRE	206
Williams, Evan J.	CON	87
Barfoot, Walter G.	BNP	20

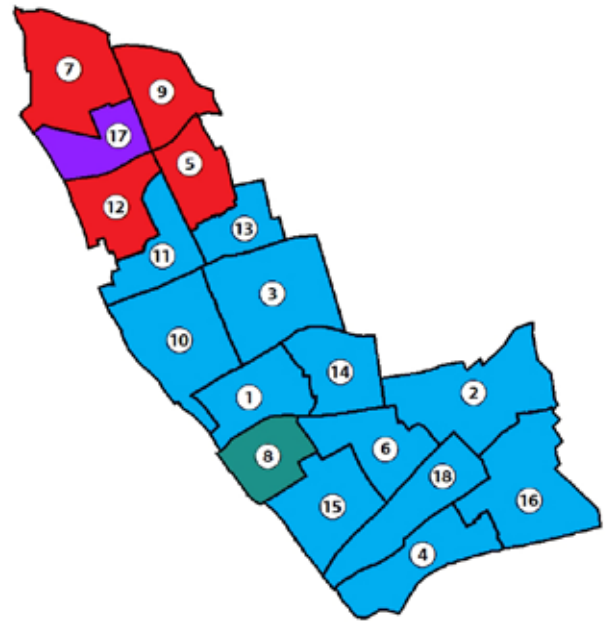
Resignation of Asato, Jessica Ms. (LAB)

Kensington and Chelsea

Conservative administration

1	Abingdon	10	Holland
2	Brompton & Hans Town	11	Norland
3	Campden	12	Notting Dale
4	Chelsea Riverside	13	Pembridge
5	Colville	14	Queen's Gate
6	Courtfield	15	Redcliffe
7	Dalgarno	16	Royal Hospital
8	Earl's Court	17	St. Helen's
9	Golborne	18	Stanley

	Conservative
	Labour
	Conservative/Labour
	Conservative/Liberal Democrat



State of the parties, 1964-2014

	CON	LAB	LD	other	total
22.5.14	37	12	1	-	50
6.5.10	43	9	2	-	54
4.5.06	45	9	-	-	54
2.5.02	42	12	-	-	54
7.5.98	39	15	-	-	54
5.5.94	39	15	-	-	54
3.5.90	39	15	-	-	54
8.5.86	39	15	-	-	54
6.5.82	39	15	-	-	54
4.5.78	39	13	-	2	54
4.5.74	45	16	-	-	61
13.5.71	39	21	-	-	60
9.5.68	57	3	-	-	60
7.5.64	46	14	-	-	60

% share of the poll, 1964-2014

	% poll	CON	LAB	LD	other
22.5.14	30.3	52.9	27.1	10.4	9.6
6.5.10	47.6	52.8	21.6	20.6	5.0
4.5.06	29.0	61.6	18.8	14.5	5.2
2.5.02	27.7	58.5	25.3	15.0	1.2
7.5.98	28.0	52.3	33.0	13.9	0.9
5.5.94	36.9	47.7	32.0	15.8	4.5
3.5.90	42.2	49.1	32.7	11.6	6.6
8.5.86	39.4	50.9	27.5	18.9	2.8
6.5.82	38.7	54.6	21.7	22.4	1.3
4.5.78	32.6	61.8	25.0	7.5	5.7
4.5.74	30.4	56.2	25.1	12.9	5.8
13.5.71	27.1	54.8	36.2	5.7	3.3
9.5.68	24.4	74.4	16.6	6.0	2.9
7.5.64	25.5	62.4	27.5	9.5	0.6

General statistics

		Kensington and Chelsea	London
Electorate	May 2014	107,022	5,878,824
	May 2010	109,815	5,689,223
Resident population aged 18 and over	Mid 2014	133,000	6,597,100
	Mid 2010	131,600	6,318,000
Estimated % unemployed	2013/14	7.0	8.2
	2009/10	8.3	9.1
Band 'D' council tax	May 2014	£1,086	£1,302
	May 2010	£1,092	£1,309

% share of the poll

	Date	%poll	CON	LAB	LD	GRE	BNP	UKIP	IND	REA	Others
Abingdon	22.5.14	30.2	65.6	12.5	9.2	12.6	-	-	-	-	-
	6.5.10	48.8	60.3	11.9	27.8	-	-	-	-	-	-
Brompton	28.6.12	<i>n/a</i>	70.3	11.1	10.9	-	-	7.7	-	-	-
	9.6.11	<i>n/a</i>	79.6	11.0	9.4	-	-	-	-	-	-
	6.5.10	39.9	68.9	11.9	19.2	-	-	-	-	-	-
Brompton and Hans Town	22.5.14	24.3	69.3	13.1	8.9	-	-	-	8.7	-	-
Campden	22.5.14	30.3	71.8	12.8	15.4	-	-	-	-	-	-
	6.5.10	48.1	68.4	10.7	20.9	-	-	-	-	-	-
Chelsea Riverside	22.5.14	26.9	53.0	29.6	8.9	-	-	-	8.6	-	-
Colville	22.5.14	32.0	20.6	32.8	15.0	12.8	-	-	18.8	-	-
	6.5.10	54.7	23.1	33.0	40.2	-	-	3.7	-	-	-
Courtfield	22.5.14	24.8	70.7	15.4	13.9	-	-	-	-	-	-
	6.5.10	37.5	66.4	13.1	20.5	-	-	-	-	-	-
Cremorne	16.9.10	24.9	41.2	39.9	12.3	3.5	-	3.1	-	-	-
	6.5.10	51.7	50.0	23.5	21.2	-	-	5.2	-	-	-
Dalgarno	22.5.14	34.1	19.0	58.2	6.4	-	-	16.4	-	-	-
Earl's Court	22.5.14	31.8	42.4	15.7	26.5	15.3	-	-	-	-	-
	16.9.10	24.0	37.8	9.6	44.8	1.7	-	1.1	5.0	-	-
	6.5.10	41.8	46.0	15.1	21.5	11.1	-	-	6.4	-	-
Golborne	22.5.14	28.8	12.9	62.4	4.8	13.7	-	-	6.2	-	-
	6.5.10	50.6	17.4	54.2	16.8	11.5	-	-	-	-	-
Hans Town	6.5.10	40.1	63.5	11.9	12.8	11.9	-	-	-	-	-
Holland	22.5.14	28.4	64.4	20.9	14.7	-	-	-	-	-	-
	22.7.10	14.0	75.0	-	16.9	-	-	-	8.1	-	-
	6.5.10	49.6	57.6	13.4	17.9	11.1	-	-	-	-	-
Norland	22.5.14	35.9	68.1	22.0	9.9	-	-	-	-	-	-
	6.10.11	<i>n/a</i>	43.8	28.4	23.2	-	-	4.5	-	-	-
	6.5.10	55.0	56.3	23.2	20.5	-	-	-	-	-	-
Notting Barns	6.5.10	55.2	29.1	51.6	19.3	-	-	-	-	-	-
Notting Dale	22.5.14	34.4	25.2	74.8	-	-	-	-	-	-	-
Pembridge	22.5.14	27.4	64.9	22.0	13.1	-	-	-	-	-	-
	6.5.10	48.6	50.6	11.5	21.5	16.3	-	-	-	-	-
Queen's Gate	22.5.14	25.8	75.2	11.9	12.9	-	-	-	-	-	-
	9.6.11	<i>n/a</i>	73.7	9.1	11.1	-	-	6.0	-	-	-
	6.5.10	41.0	70.3	10.4	19.2	-	-	-	-	-	-
Redcliffe	22.5.14	27.2	65.0	15.1	10.5	-	-	9.4	-	-	-
	6.5.10	43.7	69.4	12.4	18.3	-	-	-	-	-	-
Royal Hospital	22.5.14	31.1	74.4	9.8	8.0	-	-	-	7.9	-	-
	6.5.10	50.3	66.5	7.9	14.8	10.8	-	-	-	-	-
St Charles	6.5.10	52.7	38.3	42.1	19.6	-	-	-	-	-	-
St. Helen's	22.5.14	34.2	45.2	45.8	8.9	-	-	-	-	-	-
Stanley	22.5.14	33.0	63.8	13.8	-	-	-	-	22.4	-	-
	6.5.10	49.1	71.6	13.2	15.3	-	-	-	-	-	-

Results**Abingdon****Turnout 30.2%***No change*

Borwick, Victoria L. P. Ms.*	CON	1,281
Gardner, Joanna M. Ms.*	CON	1,202
Husband, James A.*	CON	1,199
Corbett, Anne Ms.	LAB	260
Alkaff, Tina Ms.	LAB	245
Alcocer, Enrique J.	GRE	236
Stirling, William K.	LAB	199
Good, Jeremy A.	LD	181
Owen, Jonathan R.	LD	163

Brompton and Hans Town**Turnout 24.3%***New ward in 2014*

Coleridge, Timothy R.*	CON	1,255
Paget-Brown, Nicholas*	CON	1,139
Weale, Mary C. Ms.*	CON	1,109
Hall, Philip	LAB	230
Adlard, St J.	LAB	226
Saidoune, Sofiane S.	LAB	207
Denman, Moya	LD	150
Smith, Iain A.	IND	147

Campden**Turnout 30.3%***No change*

Ahern, Tim R.T.M.*	CON	1,367
Faulks, Catherine Ms.	CON	1,305
Freeman, Robert J.*	CON	1,261
Moran, Andrew	LAB	303
Congreve, Priscilla A. Ms.	LD	281
O'Brien, Michael	LAB	210
Zhubi, Besart	LAB	191

Chelsea Riverside**Turnout 26.9%***New ward in 2014*

Berrill-Cox, Adrian L.	CON	1,202
Condon-Simmonds, Maighread*	CON	1,191
Hargreaves, Gerard N.	CON	1,098
Briggs, Richard	LAB	670
Cameron, Robert	LAB	650
Faulkner, Molly Ms.	LAB	630
Harris, Mary Ms.	LD	210
Marsden, Alistair	IND	188
Drake, John	LD	179

Colville**Turnout 32.0%***2 LAB gains from LD*

Press, Monica A. Ms.	LAB	834
Littler, Harrison	LAB	830
Lomas, Andrew P.	LAB	724
Caruana, Carol Ms.*	LD	520
Bourgoin-Heskia, Tiffany Ms.	CON	506
North, Lloyd L.	CON	504
Woodger, Maxwell	CON	492
O'Neill, Dez*	IND	455
Jones, Tim*	LD	358
Wall, Derek	GRE	310
Kosta, Peter	LD	211

Courtfield**Turnout 24.8%***No change*

Coates, Anthony*	CON	1,188
Rutherford, Elizabeth R. C. Ms.*	CON	1,108
Marshall, Quentin N. J.*	CON	1,097
Arnold, Lesley-Anne Ms.	LAB	270
Morris, Norma F. Ms.	LAB	240
Peacock, Norma Ms.	LD	240
Gurney, Christabel B. Ms.	LAB	230
Somers, William A.	LD	206

Dalgarno**Turnout 34.1%***New ward in 2014*

Healy, Pat Ms.*	LAB	977
Thompson, Robert G.	LAB	814
Addenbrooke, Sarah Ms.	CON	320
Donovan, Ned D.	CON	266
Jones, Mike	UKIP	253
Mayers, Josephine F. Ms.	LD	105
Tatton-Brown, Joe	LD	91

Earl's Court**Turnout 31.8%***1 LD gain from CON*

Aouane, Fenella	CON	942
Spalding, Malcolm D.	CON	941
Wade, Linda Ms.	LD	853
Read, Jonathon P.*	CON	831
Bendon, Clive	LD	426
Mcguirk, Sheila Ms.	LD	418
Bishop, Joel A. M.	LAB	390
Butler, Lucilla I. Ms.	GRE	327
Kear, David	LAB	311
Khan, Junaed	LAB	303

Golborne		Turnout 28.8%	Pembridge		Turnout 27.4%
<i>No change</i>			<i>1 fewer seat in ward</i>		
Dent Coad, Emma Ms.*	LAB	1,229	Campbell, Barbara*	CON	786
Mason, Pat*	LAB	1,223	Campion, David G.*	CON	731
Powell, Bevan	LAB	1,099	Robson, Christine Ms.	LAB	276
Parker, Benjamin C.	GRE	260	Tod, Caroline Ms.	LAB	239
Edge, Jeremy O. C.	CON	256	Coxon, Ann Y. Ms.	LD	180
Panzone, Melanie A. Ms.	CON	243	Sharman, Thomas	LD	126
Chauhan, Max	CON	237			
Montgomerie-Anderson, Thee	IND	117	Queen's Gate		Turnout 25.8%
Owen, Frances Ms.	LD	115	<i>No change</i>		
Somers, Rosemary Ms.	LD	67	Mackover, Sam*	CON	1,123
			Moylan, Daniel M. G.*	CON	1,093
Holland		Turnout 28.4%	Palmer, Matthew R.*	CON	1,017
<i>No change</i>			Louvros, Annabelle Ms.	LAB	194
Collinson, Deborah A. Ms.*	CON	1,045	Manasseh, Philippa J. Ms.	LD	194
Lightfoot, Warwick M.*	CON	964	Brown, Barry	LD	175
Feilding-Mellen, Rock*	CON	956	Engineer, Soonu	LAB	168
Hooberman, Ben	LAB	343	Mingay, Bob*	LAB	151
Quinn, Paul J.	LAB	313			
Shapro, Stuart H.	LAB	305	Redcliffe		Turnout 27.2%
Campion-Awwad, Oliver B.	LD	227	<i>No change</i>		
Keeling, Bill	LD	225	Nicholls, David	CON	1,195
			Rossi, Marie-Therese A. Ms.*	CON	1,173
Norland		Turnout 35.9%	Williams, Charles A.*	CON	1,114
<i>1 fewer seat in ward</i>			Campbell, Anne M. Ms.	LAB	318
Mills, Julie A. Ms.*	CON	992	Pringle, Margaret Ms.	LAB	259
Lindsay, David C.*	CON	978	Nusseibeh, Saker	LAB	234
Bowerman, Roger	LAB	326	Morck, Virginia A. Ms.	LD	192
O'Day, Deirdre K. Ms.	LAB	310	Porter, Katerina Ms.	LD	183
Turmel, Francois	LD	151	Polenceusz, Janus	UKIP	168
Pease, Dora Ms.	LD	136			
			Royal Hospital		Turnout 31.1%
Notting Dale		Turnout 34.4%	<i>No change</i>		
<i>New ward in 2014</i>			Campbell, Elizabeth J. Ms.*	CON	1,622
Blakeman, Judith M. Ms.*	LAB	1,446	Will, Emma W. Ms.*	CON	1,564
Atkinson, Robert*	LAB	1,377	Rinker, Andrew	CON	1,473
Lasharie, Beini	LAB	1,309	Chute, Richard D.	LAB	268
Bell, Nicholas E.	CON	507	Elnaghi, Marwan	LAB	236
Ducker, Sarah J. Ms.	CON	453	Pocock, Penny Ms.	LD	185
Kumar, Sasi	CON	431	Hesketh, Ev Ms.	IND	164
			Herford, George O.	LD	148
			Atkinson, Isabel G. Ms.	LAB	107

St. Helen's			Turnout 34.2%			Stanley			Turnout 33.0%		
<i>New ward in 2014</i>						<i>No change</i>					
Allison, Eve Ms.	CON	684	Cockell, Merrick R.*	CON	1,352						
Bakhtiar, Mohammed	LAB	683	Pascall, William B.*	CON	1,292						
Wilkins, Nigel C.	LAB	640	Warrick, Paul T. P.*	CON	1,284						
Hargreaves, Ian L.	CON	622	Barshall, Andrew M.	IND	486						
Tatton-Brown, Alexandra M. Ms.	LD	158	Henderson, Ian B.	IND	479						
Mayers, Patrick G.	LD	100	Schumi, Heinz A.	IND	411						
			Francis, Luke R.	LAB	304						
			Warren, Gregory	LAB	285						
			Wheatley, Benjamin	LAB	259						

By-elections

Holland			Turnout 14%			Brompton					
<i>22 July 2010</i>			<i>No change</i>			<i>09 June 2011</i>			<i>No change</i>		
Feilding-Mellen, Rock	CON	649	Mosley, Louis	CON	728						
Wilson, Martin	LD	146	Sautter, Mark D.	LAB	101						
Bovill, Jack	IND	70	Harris, Mary T. L. Ms.	LD	86						
<i>Resignation of Hanham, Joan B. Ms. (CON)</i>			<i>Death of Hanham, Iain W.F. (CON)</i>								

Cremorne			Turnout 24.9%			Queen's Gate					
<i>16 September 2010</i>			<i>No change</i>			<i>09 June 2011</i>			<i>No change</i>		
Hargreaves, Gerard	CON	602	Mackover, Sam	CON	663						
McKeown, Mabel Ms.	LAB	583	Blamey, John	LD	100						
Kosta, Peter	LD	180	Stirling, Keith	LAB	82						
Stephenson, Julia Ms.	GRE	51	Coburn, David	UKIP	54						
Coburn, David	UKIP	46	<i>Death of Dalton, Andrew S. (CON)</i>								
<i>Resignation of Daley, Mark P. (CON)</i>											





Earls Court			Turnout 24%			Norland					
<i>16 September 2010</i>			<i>LD gain from CON</i>			<i>06 October 2011</i>			<i>No change</i>		
Wade, Linda Ms.	LD	703	Faulks, Catherine Ms.	CON	675						
Spalding, Malcolm	CON	594	Lasharie, Beinazir	LAB	438						
Bishop, Joel	LAB	151	Kosta, Peter	LD	358						
Arbuthnot, Elizabeth M. Ms.	IND	49	Coburn, David	UKIP	69						
Bovill, Jack	IND	29	<i>Resignation of Lamont, Andrew F. (CON)</i>								
Enright, Michael	GRE	26									
Little, Antony	UKIP	18									
<i>Resignation of Phelps, Barry (CON)</i>											

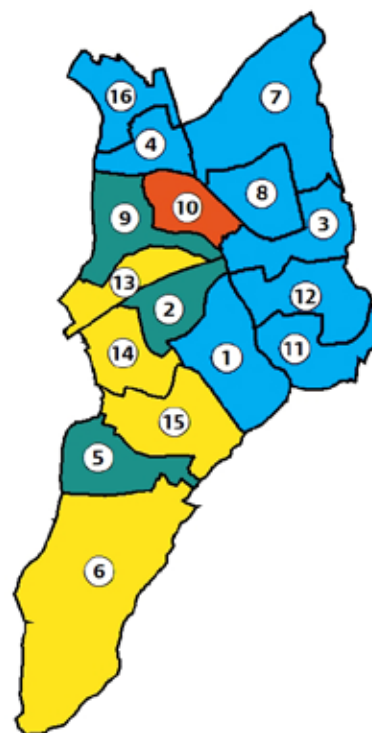
Brompton					
<i>28 June 2012</i>			<i>No change</i>		
Barkhordar, Abbas	CON	650			
Sautter, Mark	LAB	103			
Denman, Moya Ms.	LD	101			
Coburn, David	UKIP	71			
<i>Death of Ritchie, Shireen O. Ms. (CON)</i>					

Kingston upon Thames

Conservative administration

1 Alexandra	9 Grove
2 Berrylands	10 Norbiton
3 Beverley	11 Old Malden
4 Canbury	12 St James
5 Chessington North and Hook	13 St Mark's
6 Chessington South	14 Surbiton Hill
7 Coombe Hill	15 Tolworth and Hook Rise
8 Coombe Vale	16 Tudor

	Conservative
	Liberal Democrat
	Conservative/Liberal Democrat
	Labour/Liberal Democrat



State of the parties, 1964-2014

	CON	LAB	LD	other	total
22.5.14	28	2	18	-	48
6.5.10	21	-	27	-	48
4.5.06	21	2	25	-	48
2.5.02	15	3	30	-	48
7.5.98	21	10	19	-	50
5.5.94	18	6	26	-	50
3.5.90	25	7	18	-	50
8.5.86	24	4	22	-	50
6.5.82	40	3	7	-	50
4.5.78	44	6	-	-	50
4.5.74	39	15	6	-	60
13.5.71	40	20	-	-	60
9.5.68	59	1	-	-	60
7.5.64	40	20	-	-	60

% share of the poll, 1964-2014

	% poll	CON	LAB	LD	other
22.5.14	43.1	33.9	15.1	26.4	24.6
6.5.10	68.7	36.9	11.0	39.2	12.8
4.5.06	45.2	41.2	9.6	38.2	11.1
2.5.02	39.6	35.1	11.5	47.7	5.7
7.5.98	41.5	37.0	25.0	35.3	2.7
5.5.94	53.3	32.8	21.0	42.0	4.2
3.5.90	56.4	40.4	25.0	29.6	5.0
8.5.86	51.3	39.1	21.0	37.2	2.6
6.5.82	46.5	52.4	17.8	29.4	0.5
4.5.78	45.9	59.4	27.1	13.2	0.2
4.5.74	43.7	48.9	29.8	20.8	0.5
13.5.71	42.1	53.5	39.5	6.9	0.2
9.5.68	40.6	73.9	20.9	3.9	1.3
7.5.64	43.0	52.7	33.0	11.3	3.0

General statistics

		Kingston upon Thames	London
Electorate	May 2014	117,637	5,878,824
	May 2010	115,409	5,689,223
Resident population aged 18 and over	Mid 2014	129,500	6,597,100
	Mid 2010	125,000	6,318,000
Estimated % unemployed	2013/14	5.3	8.2
	2009/10	5.7	9.1
Band 'D' council tax	May 2014	£1,683	£1,302
	May 2010	£1,663	£1,309

% share of the poll

	Date	%poll	CON	LAB	LD	GRE	BNP	UKIP	IND	REA	Others
Alexandra	22.5.14	46.4	34.5	13.2	26.3	9.3	-	14.6	-	-	2.2
	6.5.10	71.4	41.5	10.5	39.3	6.8	-	-	-	-	1.9
Berrylands	22.5.14	47.7	33.3	10.9	32.0	11.6	-	10.5	-	-	1.6
	28.2.13	34.5	31.0	18.6	38.7	4.6	-	7.1	-	-	-
	6.5.10	71.3	37.5	9.1	41.7	10.0	-	-	-	-	1.7
Beverley	22.5.14	47.3	32.5	19.3	21.4	14.6	-	12.2	-	-	-
	25.7.13	42.2	35.1	24.4	25.9	7.0	-	7.6	-	-	-
	6.5.10	69.6	32.4	11.3	41.8	11.6	-	-	-	-	2.9
Canbury	22.5.14	44.3	33.2	12.5	20.8	19.1	-	9.7	4.7	-	-
	6.5.10	69.6	38.2	11.4	35.1	15.3	-	-	-	-	-
Chessington North & Hook	22.5.14	44.1	26.2	11.2	30.1	10.5	-	22.0	-	-	-
	6.5.10	68.5	37.0	10.8	44.2	5.5	-	-	-	-	2.4
Chessington South	22.5.14	39.0	24.7	11.7	34.8	-	-	24.7	-	-	4.1
	6.5.10	68.1	36.2	10.0	46.9	-	-	-	4.3	-	2.7
Coombe Hill	22.5.14	37.8	50.1	15.0	12.1	11.9	-	10.8	-	-	-
	3.5.12	41.5	53.8	17.4	13.7	7.9	-	5.0	-	-	2.2
	6.5.10	63.0	52.6	10.9	26.1	8.7	-	-	-	-	1.7
Coombe Vale	22.5.14	47.8	48.6	15.9	15.7	9.6	-	10.3	-	-	-
	15.12.11	43.1	44.9	17.4	28.6	3.9	-	2.4	-	-	2.9
	6.5.10	74.1	42.9	10.0	36.7	7.8	-	-	-	-	2.6
Grove	22.5.14	37.9	32.6	20.4	33.7	13.3	-	-	-	-	-
	5.7.12	25.7	33.2	21.3	34.8	5.9	1.1	2.7	-	-	1.0
	6.5.10	62.7	27.2	11.1	43.3	13.3	-	-	5.1	-	-
Norbiton	22.5.14	39.4	15.4	31.7	26.6	12.2	-	11.3	-	-	2.8
	6.5.10	61.1	17.8	21.5	37.8	9.4	-	-	13.6	-	-
Old Malden	22.5.14	42.8	40.6	13.4	18.8	9.9	-	17.3	-	-	-
	6.5.10	73.7	42.8	9.1	35.4	5.0	-	-	5.0	-	2.7
St. James	22.5.14	44.5	37.4	16.8	22.8	6.8	3.2	11.9	-	-	1.1
	6.5.10	68.5	39.6	13.4	30.4	7.2	-	-	-	-	9.3
St. Mark's	22.5.14	37.9	34.8	12.1	39.8	11.0	-	-	-	-	2.3
	6.5.10	63.0	33.8	8.2	45.2	11.0	-	-	-	-	1.9
Surbiton Hill	22.5.14	46.2	32.2	10.8	37.0	10.8	-	9.3	-	-	-
	15.9.11	31.7	35.6	13.9	39.7	3.2	-	-	0.8	-	6.8
	6.5.10	71.0	37.3	9.9	42.4	8.3	-	-	-	-	2.0
Tolworth and Hook Rise	22.5.14	41.1	21.2	16.7	39.7	-	-	18.6	-	-	3.7
	6.5.10	68.6	26.4	11.1	48.2	6.5	-	-	6.1	-	1.7
Tudor	22.5.14	46.6	39.8	13.7	17.5	16.9	-	12.0	-	-	-
	6.5.10	75.8	47.3	9.4	32.6	10.8	-	-	-	-	-

Results

Alexandra		Turnout 46.4%	Canbury		Turnout 44.3%
<i>1 CON gain from LD</i>			<i>1 CON gain from LD</i>		
Hudson, Richard*	CON	1,263	Craig, Andrea Ms.*	CON	1,419
George, Ian	CON	1,247	Austin, Geoff*	CON	1,360
Hayes, Chris	CON	1,188	Glasspool, David	CON	1,241
Kailasapillai, Haran	LD	991	Coley, Ryan	GRE	891
Houston, Neil	LD	937	Moll, Rebekah J. Ms.	LD	877
Townsend, Andy	LD	893	Redman, Charlie	GRE	839
Perham, Anthony	UKIP	521	Falchikov, Dan	LD	833
Corry, Marilyn F. Ms.	LAB	492	King, Andrew	LD	809
May, Paul R.	LAB	485	Cottrell, Tony	LAB	606
Jayasundera, Niranjan R. A.	LAB	441	Shabbeer, Tariq	GRE	580
Smith, Phil	GRE	331	Startup, Colin H.	LAB	477
Foote, Kelvin B.	TUSC	78	Taylor, Nisha R.	LAB	431
			Anderson, John	UKIP	391
			Dennen, Timothy S.*	IND	188
Berrylands		Turnout 47.7%	Chessington North and Hook		Turnout 44.1%
<i>1 CON gain from LD</i>			<i>No change</i>		
Abraham, Sushila Ms.*	LD	1,279	Thompson, Margaret A. Ms.*	LD	1,080
Head, Mike	CON	1,273	Day, Andrew*	CON	988
Johnson, Andy	CON	1,237	Chase, Clive	LD	975
Chesterman, Thomas	LD	1,194	Wykes, Emma-Louise D. Ms.	LD	893
Woods, Emma Ms.	CON	1,149	Gibson, Mike	CON	811
Steed, Bob*	LD	1,040	Harrall, Lizzy Ms.	CON	767
Lake, Martin	GRE	426	Bellamy, Vic	UKIP	718
Flux, Toby	LAB	425	Kearney, Steve	LAB	416
Green, Lawrence R.	LAB	424	Freedman, Max	LAB	358
Scargill, Paul J.	UKIP	384	Jakeman, Simon	GRE	344
Rasool, Amina Ms.	LAB	344	Stuart, Amanda R.	LAB	321
Savastio, Italo M.	TUSC	60			
Beverley		Turnout 47.3%	Chessington South		Turnout 39.0%
<i>3 CON gains from LD</i>			<i>No change</i>		
Paton, Terry*	CON	1,333	Bamford, Patricia Ms.*	LD	1,131
Bedforth, Paul A.	CON	1,311	Reid, Rachel E. Ms.*	LD	1,024
Pandya, Raju	CON	1,046	Mirza, Shiraz*	LD	1,005
Heap, Lesley A. Ms.	LD	880	Boxall, Ryan	CON	810
Freedman, Marian	LAB	838	Healy, Gina R. Ms.	UKIP	750
James, Simon A.*	LD	778	Cottle, Coral	UKIP	742
Heap, Trevor J. T.*	LD	777	Akintoye, Michelle O. Ms.	CON	717
Meerabeau, Liz Ms.	LAB	714	Symes, Tania Ms.	CON	715
Priest, Chris	LAB	645	Griffin, David M.	LAB	376
Walker, Chris	GRE	552	Dodwell, John	LAB	358
Collis, Linda M. Ms.	UKIP	461	Murray, Anthony M.	LAB	326
			Desbruslais, Louis E.	TUSC	125

Coombe Hill			Turnout 37.8%			Norbiton			Turnout 39.4%		
<i>No change</i>						<i>2 LAB gains from LD</i>					
Bass, Rowena Ms.	CON	1,537	Cottingham, Linsey Ms.	LAB	1,013						
Humphrey, Eric D.*	CON	1,458	Griffin, Sheila Ms.	LAB	988						
Walloopillai, Gaj*	CON	1,349	Brisbane, Bill	LD	847						
Richardson, Sally Ms.	LAB	457	South, Laurie	LAB	844						
Naylor, Edward W. J.	LAB	453	Shelton, Penny Ms.*	LD	796						
Greider, Iris Ms.	LD	406	Ryder-Mills, David R.*	LD	741						
Price, Roger J.	LAB	388	Morris, Holly Ms.	CON	493						
Vidler, Jean Ms.	GRE	344	Davis, Jemima L. K. Ms.	CON	444						
Waddleton, John M.	LD	332	Hudson, Susan Ms.	CON	441						
Oates, Jonathan	LD	314	Hall, Martin	GRE	363						
Collis, Tina Ms.	UKIP	313	Withers, Pete	UKIP	339						
			Evans, Ellie Ms.	TUSC	83						
Coombe Vale			Turnout 47.8%			Old Malden			Turnout 42.8%		
<i>No change</i>						<i>No change</i>					
Pickering, Julie Ms.*	CON	1,689	Fraser, David*	CON	1,461						
Arora, Roy	CON	1,629	Clark, Mary J. Ms.	CON	1,348						
Roberts, Cathy Ms.	CON	1,625	Davis, Kevin J.	CON	1,233						
Haines, Julie A. Ms.	LD	671	Bamford, David S. J.	LD	682						
Parker, Ian A.	LAB	605	Kim, Mi S.	LD	610						
Pallen, Sushil K.	LAB	531	Thompson, Richard C.	LD	575						
Herlinger, Peter M.	LD	482	Collis, Nicholas	UKIP	573						
Parnell, Geoff	LAB	480	Bennett, Bill	LAB	480						
Thompson, Phil	LD	442	Kellett, Ian	LAB	433						
Owen, Janet A. Ms.	UKIP	350	Pearson, George E.	LAB	425						
Periklis, Mariana Ms.	GRE	334	Howard, Lucy Ms.	GRE	328						
Ghobadi, Mona Ms.	GRE	323									
Periklis, Michael	GRE	317									
Grove			Turnout 37.9%			St. James			Turnout 44.5%		
<i>1 CON gain from LD</i>						<i>No change</i>					
Hitchcock, Chrissie Ms.*	LD	1,041	Jones, Howard	CON	1,250						
Brister, Stephen	LD	990	Smith, Ken	CON	1,188						
Doyle, Phil	CON	960	Patel, Priyen	CON	1,082						
Amer, Adrian	CON	958	Ha, Jason	LD	729						
Ward, Alex	CON	906	Medina, Montse	LD	719						
Bajwa, Shoaib	LD	888	Wookey, Annette Ms.	LD	696						
Kind, Tessa Ms.	LAB	699	Jones, Gerry	LAB	598						
Mama, Steve	LAB	577	Masters, Mary Ms.	LAB	494						
Roland, Peter	LAB	497	Masters, Eric L.	LAB	485						
Hood, Alison Ms.	GRE	404	Holligan, Linda W. Ms.	UKIP	386						
Cobbett, Tim	GRE	384	Watson, Bona	UKIP	361						
Walker, Tim	GRE	366	Senger, Richard M.	GRE	212						
			Child, David	BNP	100						
			Couchman, Paul D.	TUSC	34						

St. Mark's	Turnout 37.9%		Tolworth and Hook Rise	Turnout 41.1%	
<i>No change</i>			<i>No change</i>		
Green, Elizabeth S.	LD	1,239	Harris, Vicki Ms.*	LD	1,030
White, Diane	LD	1,170	Rolfe, Lorraine Ms.	LD	885
Yoganathan, Yogan	LD	1,111	Thayalan, Thay	LD	836
Cheetham, Jack	CON	1,071	Briggs, Mike	CON	554
Johnson-Paul, Nathan	CON	1,038	Cracknell, Mavis A. Ms.	CON	515
Shah, Pratik	CON	968	Banks, Tony	LAB	433
Coombs, Sandra L. Ms.	LAB	423	Henson, David C.	UKIP	430
Hardy, Karen Ms.	GRE	357	Kumpeson, Lucky	CON	401
Keogh, Clare Ms.	GRE	334	Hill, Katie Ms.	LAB	381
Johnson, Martin A.	LAB	331	Miller, Ben	LAB	343
Morton, Michael H.	LAB	312	Robertson, Ian	TUSC	86
Nelson, Alex	GRE	282			
Beswick, Jack	TUSC	67			
			Tudor	Turnout 46.6%	
			<i>No change</i>		
Surbiton Hill	Turnout 46.2%		Cunningham, David*	CON	1,617
<i>No change</i>			Scantlebury, Hugh D. M.	CON	1,437
Ayles, John*	LD	1,454	Thompson, Frank N.*	CON	1,378
Gander, Hilary Ms.	LD	1,445	Lott, Jac	LD	701
Self, Malcolm*	LD	1,323	Haddon, Anne-Marie B. Ms.	LD	698
Kelk, Peter	CON	1,301	Murphy, Chris	GRE	629
Wright, Alex	CON	1,229	Smy, Bob	LAB	561
Pandya, Ronak	CON	1,147	Alfakier, Maha	LD	554
Heys, Richard D.	LAB	426	Cowley, Judith C. Ms.	LAB	511
Mulley, Brian	GRE	410	Gregg, Philip J.	LAB	455
Vase, Anne R. Ms.	LAB	403	Warne, John	UKIP	445
Cooper, David K. J.	LAB	402			
Ward, Carol Ms.	UKIP	354			

By-elections

Surbiton Hill	Turnout 31.7%	
<i>15 September 2011</i>	<i>No change</i>	
Ayles, John	LD	997
Kilby, Nick	CON	895
Hill, Katie Ms.	LAB	349
Pickhaver, Paul	CPA	171
Walker, Chris	GRE	81
Riding, James	IND	21
<i>Resignation of Parekh, Umesh (LD)</i>		

Coombe Vale	Turnout 43.1%	
<i>15 December 2011</i>	<i>No change</i>	
Finnerty, Lynne Ms.	CON	1,340
Pickering, Julie Ms.	CON	1,308
Kugan, Kamala	LD	908
Nichol, Rupert C. F.	LD	778
Brown, Nick	LAB	526
Parker, Ian	LAB	502
Walker, Chris	GRE	122
Shabbeer, Tariq	GRE	108
Hayward, Philippa L. E. Ms.	CPA	94
Glencross, Roger E.	CPA	76
Watson, Michael G.	UKIP	70
<i>Resignation of Tasker, Robert-John (CON) and Resignation of White, James C. (CON)</i>		

Coombe Hill	Turnout 41.5%	
<i>03 May 2012</i>	<i>No change</i>	
Walloppillai, Gajan L.	CON	1,601
South, Laurie	LAB	519
Knowles, David J.	LD	409
Vidler, Jean Ms.	GRE	235
Watson, Michael G.	UKIP	148
Dewan, Rajesh K.	CPA	66
<i>Resignation of Edwards, David M. (CON)</i>		

Grove	Turnout 25.7%	
<i>05 July 2012</i>	<i>No change</i>	
Moll, Rebekah	LD	720
Amer, Adrian C.	CON	687
South, Laurie	LAB	440
Coley, Ryan D.	GRE	123
Watson, Michael G.	UKIP	56
Child, David D. H.	BNP	23
Rudd, Jonathan M.	CPA	20
<i>Resignation of Woodall, Marc L. (LD)</i>		

Berrylands	Turnout 34.5%	
<i>28 February 2013</i>	<i>No change</i>	
Abraham, Sushila	LD	948
Head, Mike	CON	761
Banks, Tony	LAB	455
Watson, Michael	UKIP	175
Coley, Ryan	GRE	112
<i>Death of Moseley, Frances M. Ms. (LD)</i>		

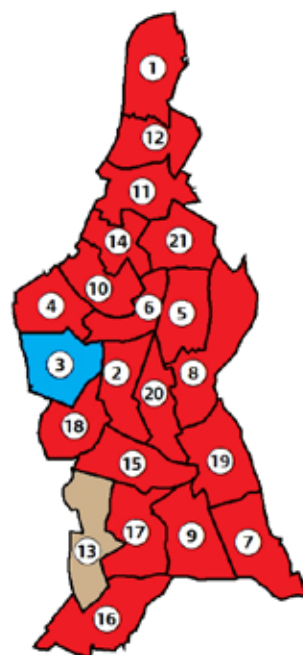
Beverley	Turnout 42.2%	
<i>25 July 2013</i>	<i>CON gain from LD</i>	
Paton, Terence	CON	1,033
Heap, Lesley Ms.	LD	760
Freedman, Marian Ms.	LAB	717
Watson, Michael	UKIP	223
Walker, Chris	GRE	207
<i>Resignation of Osbourne, Derek R. (LD)</i>		

Lambeth

Labour administration

1	Bishop's	12	Prince's
2	Brixton Hill	13	St Leonard's
3	Clapham Common	14	Stockwell
4	Clapham Town	15	Streatham Hill
5	Coldharbour	16	Streatham South
6	Ferndale	17	Streatham Wells
7	Gipsy Hill	18	Thornton
8	Herne Hill	19	Thurlow Park
9	Knight's Hill	20	Tulse Hill
10	Larkhall	21	Vassall
11	Oval		

■	Labour
■	Conservative
■	Labour/Green



State of the parties, 1964-2014

	CON	LAB	LD	other	total
22.5.14	3	59	-	1	63
6.5.10	4	44	15	-	63
4.5.06	6	39	17	1	63
2.5.02	7	28	28	-	63
7.5.98	5	41	18	-	64
5.5.94	16	24	24	-	64
3.5.90	20	40	4	-	64
8.5.86	21	40	3	-	64
6.5.82	27	32	5	-	64
4.5.78	22	42	-	-	64
4.5.74	14	46	-	-	60
13.5.71	9	51	-	-	60
9.5.68	57	3	-	-	60
7.5.64	18	42	-	-	60

% share of the poll, 1964-2014

	% poll	CON	LAB	LD	other
22.5.14	34.5	14.7	50.7	12.0	22.6
6.5.10	57.5	18.7	43.0	28.0	10.3
4.5.06	30.4	17.3	35.8	26.2	20.7
2.5.02	26.0	16.4	36.5	32.8	14.3
7.5.98	32.1	17.5	42.1	29.3	11.2
5.5.94	43.0	25.5	34.6	32.1	7.8
3.5.90	45.9	32.9	43.7	11.2	12.2
8.5.86	47.7	34.6	42.8	19.3	3.3
6.5.82	44.7	39.4	33.2	26.9	0.5
4.5.78	37.4	46.9	49.2	2.5	1.4
4.5.74	30.4	38.6	52.7	7.2	1.5
13.5.71	36.8	37.8	60.2	1.3	0.7
9.5.68	30.8	65.4	31.1	2.5	1.0
7.5.64	26.1	42.3	52.5	4.8	0.4

General statistics

		Lambeth	London
Electorate	May 2014	223,244	5,878,824
	May 2010	220,098	5,689,223
Resident population aged 18 and over	Mid 2014	253,200	6,597,100
	Mid 2010	240,900	6,318,000
Estimated % unemployed	2013/14	8.3	8.2
	2009/10	9.7	9.1
Band 'D' council tax	May 2014	£1,228	£1,302
	May 2010	£1,235	£1,309

% share of the poll

	Date	%poll	CON	LAB	LD	GRE	BNP	UKIP	IND	REA	Others
Bishop's	22.5.14	36.9	19.0	37.1	31.4	10.3	-	-	-	-	2.2
	6.5.10	52.8	18.3	32.1	42.4	7.3	-	-	-	-	-
Brixton Hill	22.5.14	31.4	10.7	50.2	6.8	22.2	-	7.4	-	-	2.8
	17.1.13	22.7	6.4	62.6	10.8	13.5	-	2.5	-	-	4.2
	6.5.10	59.0	12.1	42.3	28.7	16.8	-	-	-	-	-
Clapham Common	22.5.14	29.8	39.1	32.2	9.1	12.1	-	7.4	-	-	-
	6.5.10	61.1	34.1	27.7	31.1	7.1	-	-	-	-	-
Clapham Town	22.5.14	33.7	25.5	52.0	4.8	11.1	-	5.3	-	-	1.3
	6.5.10	59.2	32.6	43.5	17.5	6.3	-	-	-	-	-
Coldharbour	22.5.14	30.7	6.4	62.1	4.7	20.4	-	3.8	2.6	-	-
	6.5.10	53.3	8.1	63.3	16.4	9.3	-	-	-	-	2.8
Ferndale	22.5.14	27.5	13.6	49.3	6.8	18.6	-	5.9	-	-	5.8
	6.5.10	51.8	19.3	45.7	23.7	10.3	-	-	-	-	1.0
Gipsy Hill	22.5.14	37.7	13.3	68.0	4.7	9.6	-	4.4	-	-	-
	6.5.10	60.4	28.9	46.8	17.4	6.8	-	-	-	-	-
Herne Hill	22.5.14	40.6	9.1	51.4	5.7	27.4	-	3.7	-	-	2.7
	6.5.10	63.5	14.8	45.1	16.1	23.9	-	-	-	-	-
Knight's Hill	22.5.14	33.8	12.7	61.4	6.8	11.9	-	7.3	-	-	-
	6.5.10	58.7	15.9	51.6	25.6	6.8	-	-	-	-	-
Larkhall	22.5.14	27.0	16.8	49.6	8.2	14.7	-	6.3	-	-	4.5
	6.5.10	50.5	22.1	43.5	23.4	10.2	-	-	-	-	0.8
Oval	22.5.14	38.2	11.8	48.8	17.7	11.7	-	7.6	-	-	2.4
	6.5.10	55.9	16.7	37.7	36.3	8.2	-	-	-	-	1.1
Prince's	22.5.14	37.7	15.8	50.1	9.2	11.1	-	7.7	3.9	-	2.2
	6.5.10	57.8	19.1	48.0	22.9	7.9	-	-	-	-	2.1
St. Leonard's	22.5.14	34.7	11.3	31.9	21.4	29.0	-	6.4	-	-	-
	6.5.10	55.8	17.9	34.4	40.4	7.2	-	-	-	-	-
Stockwell	22.5.14	32.6	15.2	54.8	13.3	12.8	-	-	-	-	4.0
	6.5.10	54.7	14.7	47.2	30.2	6.7	-	-	-	-	1.1
Streatham Hill	22.5.14	36.4	9.4	41.1	31.1	11.6	-	5.7	1.2	-	-
	6.5.10	58.3	14.4	32.2	38.5	8.5	-	-	6.4	-	-
Streatham South	22.5.14	34.1	17.2	63.6	9.0	10.1	-	-	-	-	-
	6.5.10	59.2	15.5	50.5	29.6	4.5	-	-	-	-	-
Streatham Wells	22.5.14	39.4	7.1	44.5	31.7	10.8	-	5.9	-	-	-
	6.5.10	56.1	14.3	35.9	43.2	6.6	-	-	-	-	-
Thornton	22.5.14	43.3	13.9	53.6	6.1	7.8	-	18.6	-	-	-
	6.5.10	62.7	19.5	45.2	28.2	7.0	-	-	-	-	-
Thurlow Park	22.5.14	39.0	25.3	48.8	6.1	13.5	-	6.3	-	-	-
	6.5.10	65.1	33.6	30.9	22.3	10.4	-	2.8	-	-	-
Tulse Hill	22.5.14	32.3	7.9	62.4	6.8	20.2	-	-	-	-	2.7
	25.7.13	20.0	3.3	69.3	12.2	7.8	-	2.8	0.9	-	3.8
	1.7.10	21.0	4.0	52.2	31.5	10.8	-	1.5	-	-	-
	6.5.10	58.6	9.0	51.7	27.9	11.4	-	-	-	-	-
Vassall	22.5.14	31.1	13.3	52.9	11.2	15.1	-	-	-	-	7.5
	28.11.13	n/a	6.9	59.8	21.2	5.1	-	3.9	-	-	3.0
	6.5.10	55.7	11.5	43.9	35.2	9.4	-	-	-	-	-

Results

Bishop's			Turnout 36.9%		Clapham Common			Turnout 29.8%	
<i>3 LAB gains from LD</i>					<i>1 CON gain from LD</i>				
Mosley, Jennie	LAB	1,106	Briggs, Tim	CON	1,205				
Craig, Kevin	LAB	1,061	Nathanson, Louise Ms.	CON	1,154				
Kind, Ben	LAB	976	Gentry, Bernard	CON	1,102				
Braithwaite, Diana E. Ms.*	LD	949	Goodwin, Tim	LAB	1,028				
Truesdale, Peter J.*	LD	939	Hartwell, Nichola D. Ms.	LAB	955				
Hanney, Mathew T.	LD	777	Pascoe, Jack	LAB	870				
Brightbart, Sam	GRE	304	Cutler, Hannah Ms.	GRE	433				
Croft, Clive M.	GRE	295	Kelly, Peter	GRE	372				
Frost, David A.	CON	292	Bryant, Matthew	LD	328				
Harrison, Edward J.	CON	291	Selander, Shash	GRE	268				
Rotherham, Lee S.	CON	284	Drage, Simon	LD	247				
Gorissen, Bart	GRE	272	Hayat-Khan, Ruhi	LD	229				
Hayes, Andrew R.	UKIP	248	Waters, Anne M. Ms.	UKIP	219				
Morris, El	TUSC	63							
Brixton Hill			Turnout 31.4%		Clapham Town			Turnout 33.7%	
<i>No change</i>					<i>No change</i>				
Garden, Adrian	LAB	1,849	Bray, Linda Ms.	LAB	1,930				
Nosegbe, Florence Ms.*	LAB	1,791	Wellbelove, Christopher*	LAB	1,853				
Tiedemann, Martin*	LAB	1,560	Haselden, Nigel*	LAB	1,842				
Baker, Roger C. L.	GRE	818	Ginnett, Hannah E. Ms.	CON	973				
Child, Andrew J.	GRE	768	Lowe, Sebastian M.	CON	944				
Mehari, Betty Ms.	GRE	719	Wallace, Gareth R.	CON	848				
Calder, James	CON	415	Prideaux, Marion C.	GRE	427				
Tankard, Stephen	CON	381	Hall, Julian	GRE	423				
Woolley, Michael	CON	310	Keenan, Gerard J.	GRE	355				
Gregory, Paul A.	UKIP	254	Grender, Olly	LD	253				
Keating, Chris	LD	244	Murdoch, Cameron I.	UKIP	191				
Maffei, Liz Ms.	LD	231	Penning, Colin D.	LD	142				
Pritchard, Adam	LD	228	Williams, Jack R.	LD	122				
Bainbridge, Lisa Ms.	TUSC	132	Bond, Oliver R.	SP	46				
Richardson, Alex	TUSC	83							
Walters, Jessica Ms.	TUSC	74							

Coldharbour			Turnout 30.7%			Gipsy Hill			Turnout 37.7%		
<i>No change</i>						<i>No change</i>					
Heywood, Rachel Ms.*	LAB	2,232	Bennett, Matthew*	LAB	2,242						
Parr, Matt*	LAB	2,037	Francis, Niranjan*	LAB	2,202						
Anyanwu, Donatus*	LAB	2,014	Brathwaite, Jennifer Ms.*	LAB	2,183						
Smith, Solomon	GRE	742	Martin, Tom	CON	436						
Wood, Thomas W.	GRE	680	Kayikkiran, Ali	CON	434						
Nix, Rashid	GRE	638	Gutin, Said	CON	423						
Stewart-Williams, Yvonne Ms.	CON	233	Mckeown, Ben	GRE	364						
Lester, Rachel Ms.	LD	225	Potter, Cath Ms.	GRE	317						
Belgrove, Carl R.	CON	213	Wynter, Paul	GRE	257						
Watkins, Edward P.	CON	206	Hare, David J.	LD	164						
Ward, Johan	UKIP	127	Stuart, Marietta F. C. Ms.	LD	161						
Morfey, Michael J.	LD	126	Otoyo, Eddie	UKIP	142						
Waddington, Simon I.	LD	126	Breugel, Marcus F. V.	LD	133						
Warner, David	IND	100									
Awogta, Boniface	IND	76									
			Herne Hill	Turnout 40.6%							
			<i>No change</i>								
Ferndale	Turnout 27.5%		Agdomar, Michelle Ms.	LAB	2,420						
<i>No change</i>			Dickson, Jim*	LAB	2,373						
Prentice, Sally Ms.*	LAB	1,762	Holborn, Jack	LAB	2,198						
Mcglone, Paul*	LAB	1,696	Womack, Amelia Ms.	GRE	1,357						
Sabharwal, Neil*	LAB	1,499	Edwards, Nicholas	GRE	1,269						
Gillespie, Edward R.	GRE	625	Hildyard, Luke	GRE	1,103						
Woolley, Philip T.	GRE	619	Baker, Claire M. Ms.	CON	470						
Hatton, Thomas B.	CON	493	Hooberman, Simon	CON	387						
Mawdsley, Paul M.	CON	444	Nicholson, Heidi Ms.	CON	381						
Timmins, Michael J.	CON	431	Keen, Jennifer E.	LD	351						
Vaus, Jane Ms.	LD	256	Price, Jonathan S.	LD	241						
Tuffrey, Michael	LD	221	Price, Lawrence W.	LD	187						
Medway, John R.	LD	211	Stanbury, Steven G.	UKIP	168						
Jones, Elizabeth Ms.	UKIP	196	Scott, Louise Ms.	TUSC	121						
Ivens, James R.	TUSC	113									
Lambert, Danny	SP	81	Knight's Hill	Turnout 33.8%							
			<i>No change</i>								
			Meldrum, Jackie Ms.*	LAB	2,182						
			Pickard, Jane Ms.*	LAB	2,169						
			Winifred, Sonia Ms.	LAB	1,911						
			Belgrove, Julia Ms.	CON	468						
			Giannissis, Nicholas	GRE	457						
			Collins, Tim	CON	442						
			Etkind, Lianna Ms.	GRE	388						
			Kimm, Tony	CON	382						
			Estevez, Hugo D. A.	GRE	365						
			Hardware, Robert	LD	256						
			Kowalska, Helena M. Ms.	UKIP	249						
			Calton, Libby Ms.	LD	238						
			Heather, Julian	LD	202						

Larkhall			Prince's		
Turnout 27.0%			Turnout 37.7%		
<i>No change</i>			<i>No change</i>		
De Cordova, Marsha Ms.	LAB	1,809	Amos, David	LAB	2,342
Valcarcel, Christiana Ms.*	LAB	1,651	Marsh, Chris	LAB	2,160
Wilson, Andy	LAB	1,503	Simpson, Joanne Ms.	LAB	2,058
Lowe, Victoria E. Ms.	CON	595	Barker, Claire L. Ms.	CON	761
Jupp, Mathew	CON	570	Bellis, James H.	CON	705
Perry, Lisa Ms.	GRE	546	Poole-Wilson, Michael C.	CON	606
Trelawny, Alison Ms.	CON	517	Halsall, Eleanor A. Ms.	GRE	548
Dalton, Joe	GRE	492	Taylor, Joe	GRE	479
Osborne, Ciaran	GRE	431	Baines, Vivienne J. Ms.	LD	441
Church, Claire Ms.	LD	329	Lindsay, Fern C. Ms.	GRE	428
Mills, Alistair	LD	271	Baines, Malcolm I.	LD	401
Macdonald, David J.	LD	216	Christodoulou, Daisy R. Ms.	LD	360
Marriott, Sean D.	UKIP	210	Dodds, John	UKIP	334
Betteridge, Alexander J.	TUSC	100	Howard, John	IND	170
Buick, Adam	SP	49	Hutchinson, Larry	TUSC	95

Oval			St. Leonard's		
Turnout 38.2%			Turnout 34.7%		
<i>1 LAB gain from LD</i>			<i>2 LAB gains from LD, 1 GRE gain from LD</i>		
Holland, Claire Ms.	LAB	2,105	Hill, Robert	LAB	1,218
Hopkins, Jack*	LAB	2,081	Ainslie, Scott	GRE	1,161
Edbrooke, Jane Ms.*	LAB	2,013	Jaffer, Saleha Ms.	LAB	1,158
Brown, Ishbel*	LD	903	Burke, Michael	LAB	1,125
Monger, Helen Ms.	LD	769	Bartley, Jonathan	GRE	1,102
Turner, George	LD	579	Laurence, Rachel Ms.	GRE	921
Geffert, Anna V. Ms.	GRE	570	Palmer, Brian	LD	913
Humphreys, Stephen R.	CON	538	Giess, Roger	LD	738
Senior, Glencora L. Ms.	CON	512	Stanier, Phil	LD	695
Young, Sandra H. Ms.	GRE	478	Newall, Wendy Ms.	CON	432
Sharma, Pawan	CON	444	Jarrett, Charles	CON	415
O'Sullivan, Bernard A.	GRE	432	Newall, Felicity Ms.	CON	395
Otoyo, Lucia Ms.	UKIP	322	Trasenster, Mark	UKIP	236
Nally, Steve	TUSC	102			

Stockwell		
Turnout 32.6%		
<i>No change</i>		
Bigham, Alex*	LAB	2,026
Walker, Imogen Ms.*	LAB	1,778
Rosa, Guilherme	LAB	1,769
Barr, Sarah Ms.	CON	608
Bottrall, Anthony F.	LD	552
Barrett, Craig	CON	507
Low, Sam	GRE	502
Tschepp, Maritza C. Ms.	GRE	431
Mcmillan, Robert A.	CON	430
Mcconnell, Matthew D.	LD	416
Correia-Sefzick, Fernanda D. J.	LD	380
Ville, David J.	GRE	366
Santos, Joana Ms.	TUSC	136

Streatham Hill			Turnout 36.4%		Thornton			Turnout 43.3%	
<i>3 LAB gains from LD</i>					<i>No change</i>				
Atkins, Liz Ms.	LAB	1,736	Peck, Lib Ms. *	LAB	2,280				
Chowdhury, Rezina Ms.	LAB	1,582	Morris, Diana Ms. *	LAB	2,220				
Simpson, Iain	LAB	1,448	Davie, Ed*	LAB	2,113				
Clyne, Jeremy*	LD	1,272	Machan, Bruce	UKIP	764				
Lumsden, Ashley*	LD	1,234	Helmsley, Simon	CON	664				
Ogden, Kita Ms.*	LD	1,100	De Maynard, Vernon	CON	570				
Bryant, David	GRE	515	Young, Savill	CON	481				
Bailey, Elaine Ms.	CON	422	Audsley, Adrian J.	GRE	360				
Maurice-Jones, Leon	GRE	414	Kershaw, Hannah L. Ms.	GRE	336				
Caspell, James J.	GRE	411	Lankaster, Charles	GRE	272				
Wallace, Mark	CON	347	Macnair, Rebecca Ms.	LD	271				
Henwood, Philip	CON	317	Brack, Duncan	LD	258				
Younghusband, Peter R.	UKIP	222	Pindar, John	LD	227				
Harris, Kriss	IND	45							
Streatham South			Turnout 34.1%		Thurlow Park			Turnout 39.0%	
<i>No change</i>					<i>2 LAB gains from CON</i>				
Kazantis, John	LAB	2,050	Birley, Anna Ms.	LAB	2,312				
Adilypour, Danny	LAB	1,992	Cowell, Fred	LAB	2,122				
Wilcox, Clair Ms.	LAB	1,986	Dowber, Max D.	LAB	1,931				
Smith, Helen Ms.	CON	597	Kimm, Irene Ms.	CON	1,187				
Guinness, Jonathan	CON	540	Tryl, Luke M.	CON	1,097				
Wharton, Jack	CON	495	Pycock, Graham	CON	1,020				
Hinkson, Emma Ms.	GRE	408	Farrow, Matt	GRE	673				
Morfey, Karen Ms.	LD	301	Price-Tomes, Pat Ms.	GRE	544				
Spencer, Benjamin	GRE	291	Stone-Fewings, Jo Ms.	GRE	540				
Ahmed, Nazir	LD	275	Thurburn, Andrew J.	LD	279				
Ali, Ahmad	LD	274	Lambert, Robin A.	UKIP	272				
Melia, Nigel M.	GRE	262	Baker, Malgorzata M.	LD	259				
			Baker, Jeremy J.	LD	254				
Streatham Wells			Turnout 39.4%		Tulse Hill			Turnout 32.3%	
<i>3 LAB gains from LD</i>					<i>No change</i>				
Clark, Malcolm	LAB	1,916	Atkins, Mary Ms.	LAB	2,276				
Seedat, Mohammed	LAB	1,676	Aminu, Adedamola*	LAB	2,073				
Trepass, Amelie Ms.	LAB	1,658	Cameron, Marcia Ms.*	LAB	2,044				
Best, Judy Ms.*	LD	1,458	Atwell, Elkin G.	GRE	742				
Davies, Alex*	LD	1,354	Chuter, Jonathan	GRE	713				
Marchant, Daphne Ms.*	LD	936	Wynter, William	GRE	615				
Braverman, Rachel J. Ms.	GRE	470	Cartwright, Lavinia Ms.	CON	305				
Freeman, Sheila Ms.	GRE	429	Coldrick, Matthew	LD	266				
Devas, Magda Ms.	GRE	373	White, John	CON	256				
Davies, Stanley	CON	314	Read, Martin	CON	250				
Liell, Lisabeth Ms.	CON	279	Curtis, Terry	LD	242				
Tunstall, Teresa Ms.	CON	250	Foster, John	LD	185				
Harman, Simon L.	UKIP	231	O'Mant, Kieran	TUSC	105				
			Richards, Marcel A.	TUSC	78				

Vassall	Turnout 31.1%	
<i>1 LAB gain from LD</i>		
Dyer, Jacqui Ms.	LAB	1,751
Gadsby, Paul*	LAB	1,723
Gallop, Annie Ms.	LAB	1,671
Cole, Celia E. Ms.	GRE	598
Abbott, Paul T.	CON	463
Barr, Stuart D.	CON	451
Everett, Owen	GRE	451
Avebury, Lindsay J. Ms.	LD	445
Walton, John N.	GRE	419
Thomas, Collette D. Ms.	LD	388
Gething, Joshua	CON	382
Wyard, Dominic K.	LD	254
Chapman, Mark	PP	129
Montague, Dalton	TUSC	113

By-elections

Tulse Hill	Turnout 21%	
<i>01 July 2010</i>		
Ling, Ruth Ms.	LAB	1,235
Curtis, Terence	LD	745
Graham, George	GRE	256
Blackburn, Alan	CON	94
Lambert, Robin	UKIP	36
<i>Resignation of Smith, Toren (LAB)</i>		

Brixton Hill	Turnout 22.7%	
<i>17 January 2013</i>		
Tiedemann, Martin	LAB	1,593
Child, Andrew	GRE	344
Maffei, Liz Ms.	LD	274
Briggs, Timothy	CON	164
Nally, Steve	TUSC	72
Jones, Elizabeth	UKIP	63
Lambert, Daniel	SP	34
<i>Resignation of Reed, Steve (LAB)</i>		

Tulse Hill	Turnout 20%	
<i>25 July 2013</i>		
Atkins, Mary Ms.	LAB	1,575
Ahmad, Amna Ms.	LD	277
Atwell, Bernard	GRE	177
Nally, Steve	TUSC	76
Briggs, Timothy	CON	74
Jones, Elizabeth Ms.	UKIP	64
Walker, Valentine	IND	20
Buick, Adam	SP	11
<i>Death of Ling, Ruth Ms. (LAB)</i>		

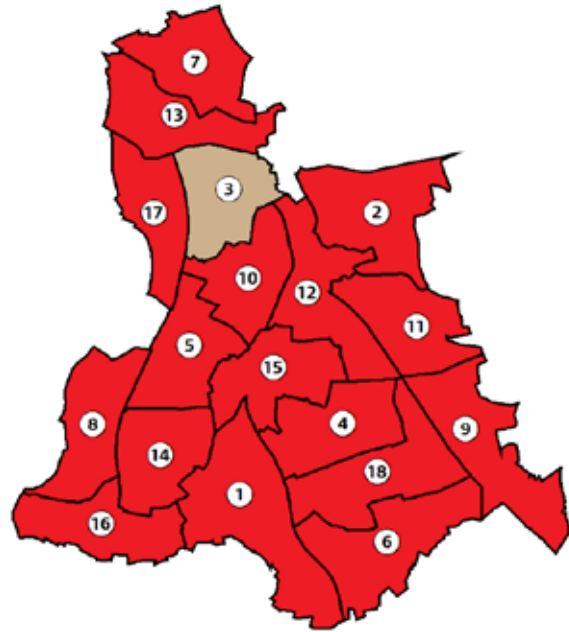

Vassall	Turnout 20%	
<i>28 November 2013</i>		
Gadsby, Paul	LAB	1,319
Thomas, Colette Ms.	LD	468
Ben-Maimon, Kelly Ms.	CON	153
Laurence, Rachel Ms.	GRE	113
Jones, Elizabeth Ms.	UKIP	87
Nally, Steven	TUSC	44
Lambert, Danny	SP	22
<i>Resignation of Abrams, Kingsley J. (LAB)</i>		

Lewisham

Labour administration

Labour directly elected mayor

- | | |
|-----------------|---------------------|
| 1 Bellingham | 10 Ladywell |
| 2 Blackheath | 11 Lee Green |
| 3 Brockley | 12 Lewisham Central |
| 4 Catford South | 13 New Cross |
| 5 Crofton Park | 14 Perry Vale |
| 6 Downham | 15 Rushey Green |
| 7 Evelyn | 16 Sydenham |
| 8 Forest Hill | 17 Telegraph Hill |
| 9 Grove Park | 18 Whitefoot |



State of the parties, 1964-2014

	CON	LAB	LD	other	total
22.5.14	-	53	-	1	54
6.5.10	2	39	12	1	54
4.5.06	3	26	17	8	54
2.5.02	2	45	4	3	54
7.5.98	2	61	4	-	67
5.5.94	1	63	3	-	67
3.5.90	6	58	3	-	67
8.5.86	17	50	-	-	67
6.5.82	26	41	-	-	67
4.5.78	23	44	-	-	67
4.5.74	11	49	-	-	60
13.5.71	4	56	-	-	60
9.5.68	44	16	-	-	60
7.5.64	15	45	-	-	60

% share of the poll, 1964-2014

	% poll	CON	LAB	LD	other
22.5.14	37.2	10.9	43.1	7.9	38.0
6.5.10	60.3	16.1	38.4	25.7	19.8
4.5.06	33.3	17.7	32.9	24.0	25.4
2.5.02	25.6	16.3	38.6	18.6	26.5
7.5.98	29.7	21.4	55.6	12.9	10.1
5.5.94	41.0	22.4	60.0	14.9	2.7
3.5.90	45.2	30.9	54.1	6.5	8.5
8.5.86	45.6	34.6	47.1	15.5	2.8
6.5.82	41.5	35.0	40.2	24.3	0.6
4.5.78	43.6	45.1	49.7	1.4	3.8
4.5.74	36.6	35.3	54.7	8.6	1.4
13.5.71	41.8	33.8	63.2	1.8	1.1
9.5.68	35.7	61.0	35.4	2.7	0.9
7.5.64	34.7	36.3	54.0	9.2	0.5

General statistics

		Lewisham	London
Electorate	May 2014	196,609	5,878,824
	May 2010	184,255	5,689,223
Resident population aged 18 and over	Mid 2014	221,900	6,597,100
	Mid 2010	212,300	6,318,000
Estimated % unemployed	2013/14	8.3	8.2
	2009/10	10.0	9.1
Band 'D' council tax	May 2014	£1,363	£1,302
	May 2010	£1,352	£1,309

% share of the poll

	Date	%poll	CON	LAB	LD	GRE	BNP	UKIP	IND	REA	Others
Bellingham	22.5.14	31.0	12.9	53.7	5.2	9.0	-	-	-	-	19.1
	<i>24.3.11</i>	<i>22.0</i>	<i>15.9</i>	<i>51.4</i>	<i>15.6</i>	<i>4.7</i>	-	-	-	-	<i>12.3</i>
	6.5.10	54.6	18.3	44.2	25.9	5.2	-	-	-	-	6.4
Blackheath	22.5.14	41.5	22.7	38.6	18.0	12.4	-	-	-	-	8.2
	6.5.10	67.8	25.6	29.5	32.6	8.5	-	-	-	-	3.8
Brockley	22.5.14	35.6	7.6	37.4	4.3	27.2	-	5.5	-	-	18.1
	6.5.10	59.0	9.2	35.1	16.0	27.8	-	-	-	-	11.9
Catford South	22.5.14	37.8	12.6	47.2	4.0	11.9	-	-	-	-	24.3
	6.5.10	62.5	18.2	39.8	21.5	6.9	-	-	6.2	-	7.4
Crofton Park	22.5.14	40.6	9.4	43.4	5.4	19.5	-	7.4	-	-	14.9
	6.5.10	64.8	14.0	34.7	31.6	15.1	-	-	-	-	4.6
Downham	22.5.14	35.5	8.2	32.5	20.7	5.0	-	22.4	3.0	-	8.1
	6.5.10	55.6	18.5	34.4	39.1	3.5	-	-	-	-	4.5
Evelyn	22.5.14	31.2	-	55.3	7.6	12.4	-	-	-	-	24.6
	<i>28.3.13</i>	<i>16.2</i>	<i>6.8</i>	<i>55.9</i>	<i>7.5</i>	-	-	<i>6.8</i>	-	-	<i>23.1</i>
	6.5.10	51.8	12.7	49.6	15.6	7.7	-	-	5.7	-	8.7
Forest Hill	22.5.14	41.5	11.0	38.7	19.1	14.3	-	8.5	-	-	8.5
	6.5.10	64.4	16.5	31.4	38.4	8.4	-	-	-	-	5.3
Grove Park	22.5.14	35.9	20.9	35.4	4.0	8.8	-	21.0	-	-	10.0
	6.5.10	59.1	33.6	36.8	21.3	5.1	-	-	-	-	3.1
Ladywell	22.5.14	45.0	7.8	44.1	4.5	27.5	-	-	-	-	16.2
	<i>4.11.10</i>	<i>29.9</i>	<i>5.1</i>	<i>41.4</i>	<i>10.6</i>	<i>35.0</i>	-	-	-	-	<i>7.8</i>
	6.5.10	64.3	9.9	37.2	15.2	29.3	-	-	-	-	8.5
Lee Green	22.5.14	44.2	13.5	40.4	15.9	10.8	-	-	5.4	-	14.0
	6.5.10	67.9	18.6	30.0	32.7	7.1	-	-	7.4	-	4.3
Lewisham Central	22.5.14	34.6	10.1	49.7	5.4	11.8	-	9.1	-	-	14.0
	6.5.10	56.9	12.9	47.0	27.4	7.5	-	-	-	-	5.2
New Cross	22.5.14	32.0	7.2	47.9	3.6	14.4	-	-	-	-	26.9
	6.5.10	52.4	8.0	41.8	13.2	7.2	-	-	-	-	29.8
Perry Vale	22.5.14	38.8	12.2	45.1	5.7	14.7	-	9.9	-	-	12.4
	6.5.10	63.5	16.4	38.6	30.0	9.4	-	-	-	-	5.6
Rushey Green	22.5.14	33.4	9.3	47.6	4.7	13.8	-	-	-	-	24.6
	6.5.10	56.5	11.5	43.1	29.0	6.9	-	-	-	-	9.5
Sydenham	22.5.14	37.9	14.4	41.7	4.5	12.2	-	12.5	-	-	14.7
	6.5.10	61.7	20.5	42.6	22.7	8.9	-	-	-	-	5.3
Telegraph Hill	22.5.14	39.9	5.0	40.7	2.9	13.6	-	4.9	-	-	33.1
	6.5.10	62.3	9.8	42.6	14.4	14.3	-	-	-	-	18.8
Whitefoot	22.5.14	34.7	10.4	43.8	7.3	5.0	-	19.7	-	-	13.8
	<i>11.10.12</i>	<i>22.2</i>	<i>11.7</i>	<i>41.9</i>	<i>29.3</i>	<i>1.6</i>	-	<i>4.5</i>	-	-	<i>10.9</i>
	6.5.10	59.3	17.5	37.4	37.9	3.5	-	-	-	-	3.8

Results**Blackheath****Turnout 41.5%***2 LAB gains from LD*

Bonavia, Kevin*	LAB	1,780
De Ryk, Amanda Ms.*	LAB	1,656
Siddorn, Gareth J.	LAB	1,370
Attfield, Caroline L. Ms.	CON	1,012
Nundy, Simon J.	CON	982
Maines, Chris*	LD	897
Crozier, Jonathan P. B.	CON	832
Nathan, Adam	LD	731
Ramrayka, Peter	LD	617
Pollock, Karen Ms.	GRE	542
Fuller, Les	GRE	526
Bullman, Ron	GRE	473
Strange, Dan	LPBP	340

Brockley**Turnout 35.6%***No change*

Adefiranye, Obajimi*	LAB	2,052
Kennedy, Alicia P. Ms.	LAB	1,828
Coughlin, John	GRE	1,495
Watts, Jon	LAB	1,442
Vajda, Violeta Ms.	GRE	1,228
Hawkins, Matt	GRE	1,144
Abse, Toby	LPBP	677
Kitson, Julie Ms.	CON	387
Cope, John	CON	363
Lewis, Roger O.	CON	336
Frith, Emily Ms.	LD	279
Webb, Ken	UKIP	260
Shrives, Roger H.	TUSC	181
Murray, Brenda V. Ms.	LD	173
Rebbeck, James M.	LD	157

Catford South**Turnout 37.8%***No change*

Amrani, Abdeslam*	LAB	2,177
Smith, Alan*	LAB	1,975
Stamirowski, Eva Ms.*	LAB	1,952
Hamilton, David	LPBP	739
Harris, Helen C. Ms.	CON	615
Faulkner, Graham	GRE	548
Lake, Adam H.	CON	538
Murphy, Florence Ms.	GRE	493
Harlow, Martin	GRE	491
Sydial, Sylbourne S. B.	CON	475
Cloke, David T.	LD	207
Ball, Jonathan R.	TUSC	181
Labrom, Joan M. Ms.	LD	167
Foster, Samuel D.	LD	144
Mills, Katherine S. Ms.	CPA	128

Crofton Park**Turnout 40.6%***1 LAB gain from LD*

Barnham, Chris	LAB	2,057
Morrison, Pauline Ms.*	LAB	1,969
Kennedy, Roy F.	LAB	1,753
Casey, Alice Ms.	GRE	948
Pick, Alison Ms.	GRE	856
Scott, Anne Ms.	GRE	797
Antoniades, Nik	LPBP	603
Allen, Catherine S. L. Ms.	CON	501
Baker, Michael J. P.	CON	375
Lowe, Karen S. Ms.	CON	371
Murphy, Paul	LD	346
Simpson, Elizabeth A. Ms.	UKIP	330
Pluygers, Catherine Ms.	LD	226
Town, Bill	LD	151
Badger, Phillip	DRP	59

Downham			Turnout 35.5%			Forest Hill			Turnout 41.5%		
<i>3 LAB gains from LD</i>						<i>2 LAB gains from LD</i>					
Bourne, Andre M.	LAB	1,366	Hilton, Maja Ms.	LAB	1,869						
Britton, David S.	LAB	1,315	Bernards, Peter K.	LAB	1,718						
Ogunbadewa, Olurotimi J.	LAB	1,029	Upex, Paul	LAB	1,595						
Brooks, Duwayne*	LD	965	Feakes, Alexander*	LD	1,118						
Dimambro, Massimo J.	UKIP	853	Crozier, George	LD	732						
Fletcher, Julia Ms.*	LD	705	Wilson, Margot Ms.	LD	707						
Cobham, Joe	LD	686	Taylor, Oliver	GRE	693						
Davis, David	CON	358	Jones, Peter	GRE	676						
Barron-Woolford, Wayne	LPBP	309	Thompson, Helen Ms.	GRE	545						
Hill, Michael J.	CON	306	Ferguson, Chris	CON	537						
Miller, Catherine Ms.	GRE	274	Squires, Ray	CON	506						
Kent, Nicholas H.	CON	273	Tebble, Paul	CON	437						
Mustafa, Selim	GRE	151	Cain, Ruth C. Ms.	LPBP	378						
Solly, Imogen Ms.	GRE	145	Oakley, Paul	UKIP	378						
Culnane, Tess Ms.	IND	114									
Evelyn			Turnout 31.2%			Grove Park			Turnout 35.9%		
<i>No change</i>						<i>2 LAB gains from CON</i>					
Michael, David	LAB	1,930	Clarke, Suzannah Ms.*	LAB	1,732						
Milne, Jamie	LAB	1,743	Moore, Hilary C. Ms.	LAB	1,288						
Onuegbu, Crada Ms.*	LAB	1,571	Elliott, Colin M.	LAB	1,222						
Hallam, George	LPBP	651	Allison, Christine Ms.*	CON	1,035						
Phoenix, Paul	LPBP	601	Lello, Peter J.	UKIP	838						
Janiszewska, Barbara M. Ms.	LPBP	599	Archer, Ross K.	CON	786						
Bushell, Emma Ms.	GRE	546	Lee, Andrew J.	CON	682						
Britton, Andria Ms.	GRE	349	Cunningham, Mark	GRE	409						
Foreman, Patsy Ms.	LD	323	Paul, Mary P. Ms.	LPBP	398						
Plummer, Dave	GRE	282	Cox, Martin	GRE	338						
Smithard, Tom	LD	205	Walker, Lee	GRE	309						
Passande, Martin	LD	194	Dixon, Zoe J. Ms.	LD	185						
Leech, Jess Ms.	TUSC	161	Hawkins, Julian A.	LD	156						
			Hawkins, Linda F. Ms.	LD	136						
Ladywell			Turnout 45.0%								
<i>No change</i>											
Brown, Bill	LAB	2,038	Brown, Bill	LAB	2,038						
Johnston-Franklin, Liz Ms.	LAB	1,960	Johnston-Franklin, Liz Ms.	LAB	1,960						
Handley, Carl*	LAB	1,860	Handley, Carl*	LAB	1,860						
Keogh, Mike	GRE	1,335	Keogh, Mike	GRE	1,335						
Carey-Fuller, Andrea Ms.	GRE	1,221	Carey-Fuller, Andrea Ms.	GRE	1,221						
Phipps, Clare Ms.	GRE	1,092	Phipps, Clare Ms.	GRE	1,092						
Mercer, Helen J. Ms.	LPBP	716	Mercer, Helen J. Ms.	LPBP	716						
Mcarthur, Hamish A.	CON	364	Mcarthur, Hamish A.	CON	364						
Paterson, Andrew	CON	354	Paterson, Andrew	CON	354						
Watson, Mark E. W.	CON	312	Watson, Mark E. W.	CON	312						
Brooks, Ben	LD	243	Brooks, Ben	LD	243						
Degen, Heidi Ms.	LD	198	Degen, Heidi Ms.	LD	198						
Lawrence, Tom	LD	157	Lawrence, Tom	LD	157						

Lee Green			Turnout 44.2%			New Cross			Turnout 32.0%		
<i>2 LAB gains from LD</i>						<i>No change</i>					
Mallory, Jim*	LAB	2,156	Dacres, Brenda V. Ms.	LAB	1,862						
Hooks, Simon T.	LAB	1,973	Dromey, Joe	LAB	1,688						
Raven, Pat Ms.	LAB	1,598	Maslin, Paul*	LAB	1,342						
Beck, Pauline Ms.*	LD	885	Barron-Woolford, Ray	LPBP	884						
Griesenbeck, Sven*	LD	794	Raymond, Barbara Ms.	LPBP	729						
Sweeney, John F. M.	CON	684	Gooding, Tessa Ms.	GRE	634						
Chippis, Brian	CON	681	Baulch, Clive W.	LPBP	588						
Acton, Charles	GRE	646	Green, Sylvia Ms.	GRE	453						
Bennett, Mark	LD	568	Iredale, Andrew	GRE	384						
Tousi, Mahyar	CON	542	Edgerton, David T.	CON	258						
Richardson, Peter L.	LPBP	526	Solomons, Orde P.	CON	229						
Hughes, Andrea Ms.	GRE	476	Farley, Susanna J. Ms.	TUSC	181						
Shea, Eion	GRE	415	Frith, Alexander	LD	176						
Ambrose, Gerard	IND	256	Gambell, Derek	LD	109						
Rumney, Steve	TUSC	137	Law, Douglas P.	LD	85						
Lewisham Central			Turnout 34.6%			Perry Vale			Turnout 38.8%		
<i>No change</i>						<i>No change</i>					
Jeffrey, Stella Ms.*	LAB	2,514	Paschoud, John*	LAB	2,212						
Egan, Damien*	LAB	2,412	Till, Alan*	LAB	1,961						
Reid, Joani Ms.	LAB	2,085	Wise, Susan Ms.*	LAB	1,942						
Ashwell, Corin	GRE	632	Phoenix, Romayne Ms.	GRE	759						
Luxton, Sue Ms.	GRE	620	Scannell-Soames, Matthew	GRE	727						
Appleby, Benjamin P. H.	CON	584	Lee, Tony	CON	633						
Proctor, Richard G.	LPBP	505	Brassington, David A.	LPBP	562						
Fleming, Geoff	UKIP	429	Skeen, Bettina S. J. Ms.	CON	536						
Schomburg, Antony C. W.	CON	421	Vajda, Ileana Ms.	GRE	510						
Sutton, Tracy Ms.	CON	417	Stevenson, William R.	CON	491						
Poorun, Storm	GRE	410	Mackay, Maxine Ms.	UKIP	447						
Foster, Rebecca A. Ms.	LD	325	Russell, Jane E. Ms.	LD	285						
Hebditch, Richard F.	LD	222	Ivory, Philip	LD	263						
Mayers, Marcus	LD	213	Mcilwraith, Andrew	LD	227						
Beadle, Andy	TUSC	153									

Rushey Green			Turnout 33.4%		Telegraph Hill			Turnout 39.9%	
<i>No change</i>					<i>No change</i>				
Klier, Helen Ms.*	LAB	1,784	Millbank, Joan Ms.*	LAB	2,278				
Muldoon, John*	LAB	1,453	Bell, Paul*	LAB	2,153				
Walsh, James-J	LAB	1,246	Sorba, Luke	LAB	1,761				
Griffiths, Damian	LPBP	559	Hamilton, John N.	LPBP	1,259				
Hall, Natalie Ms.	GRE	501	Venn, Louise Ms.	GRE	784				
Elliott, Natasha Ms.	GRE	468	Flood, Christopher	TUSC	659				
Keidan, John	GRE	334	Woodhouse, Emily Ms.	GRE	647				
Burley, Thomas A.	CON	329	Torry, Nick	GRE	632				
Cleverly, Susannah J. T. Ms.	CON	256	Kerr, James G.	TUSC	321				
Adams, Melinda Ms.	APP	213	Reeves, Stephanie A. Ms.	CON	293				
Malham, Mary Ms.	LD	173	Mcleod, Cheryl Ms.	TUSC	278				
Nestor, Frances M. Ms.	LD	151	Welland, Jonathan	CON	254				
Walton, Benjamin C.	LD	116	Waine, Vivian H. R.	UKIP	247				
			Skeen, Oliver S.	CON	213				
Sydenham		Turnout 37.9%	Garrard, Michael	LD	162				
<i>No change</i>			Lloyd, Tony	LD	154				
Best, Chris Ms.*	LAB	2,341	Peake, Philip	LD	118				
Curran, Liam*	LAB	1,705							
Onikosi, Rachel Ms.	LAB	1,684	Whitefoot		Turnout 34.7%				
Bays, Tony	CON	727	<i>2 LAB gains from LD</i>						
Squires, Alexandra J. Ms.	CON	693	Daby, Janet Ms.*	LAB	1,851				
White, Isabel Ms.	GRE	657	Ingleby, Mark*	LAB	1,651				
Holland, Peter J. W.	UKIP	572	Slater, Jonathan	LAB	1,444				
Stark, Ali	CON	564	Pavey, Matt	UKIP	743				
Ap Seysyllt, Petroc	GRE	521	Hateley, Cherith C. Ms.	CON	435				
Boyle, Marcus	GRE	502	Allen, Martin	LPBP	417				
Smith, Jim	LPBP	436	Urquhart, Iain M. C.	CON	349				
Polling, Kate Ms.	LD	271	Dignan, Danny	LD	323				
Brackley, Frances P. Ms.	TUSC	235	Hurst, Janet Ms.	LD	315				
Russell, John F.	LD	227	Hicks, Jeremy	GRE	234				
Smith, Adrien	LD	116	Naidu, Vijay	LD	184				
			Somerset, Anna Ms.	GRE	171				
			Sanders, Julian	GRE	159				
			Redfarn, Peter	TUSC	104				

By-elections

Ladywell	Turnout 29.9%	
<i>04 November 2010</i>	<i>No change</i>	
Handley, Carl	LAB	1,231
Michel, Ute	GRE	1,041
Chetram, Ingrid Ms.	LD	314
Mercer, Helen Ms.	LPBP	233
Appleby, Ben	CON	153
<i>Resignation of Shand, Tim (LAB)</i>		

Bellingham	Turnout 22%	
<i>24 March 2011</i>	<i>No change</i>	
Paschoud, Jacq	LAB	1,100
Nundy, Simon John	CON	340
Steele, Jenni Ms.	LD	334
Page, Ian	LPBP	264
Laurie, Phil	GRE	100
<i>Death of Stockbridge, Ronald (LAB)</i>		

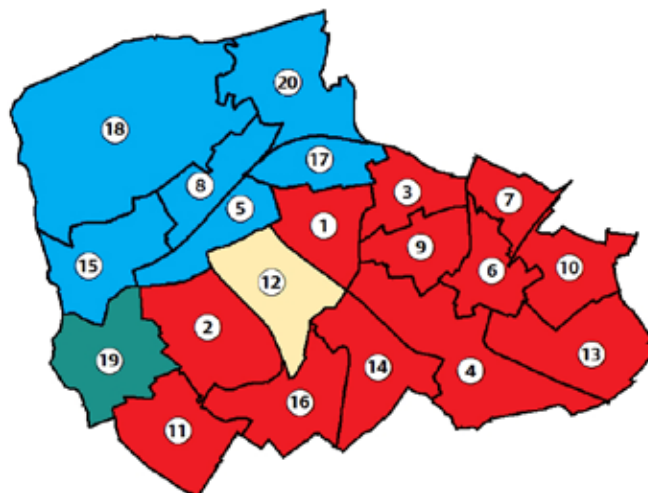
Whitefoot	Turnout 22.2%	
<i>11 October 2012</i>	<i>LAB gain from LD</i>	
Ingleby, Mark	LAB	924
Hurst, Janet	LD	646
Nundy, Simon	CON	258
Hamilton, John	LPBP	241
Oakley, Paul	UKIP	100
Michel, Ute	GRE	36
<i>Resignation of Pattison, Pete (LD)</i>		

Evelyn	Turnout 16.2%	
<i>28 March 2013</i>	<i>No change</i>	
Abidoye, Olufunke	LAB	978
Raymond, Barbara	LPBP	404
Town, Bill	LD	131
Nundy, Simon	CON	119
Oakley, Paul	UKIP	119
<i>Resignation of Folorunso, Joseph K. (LAB)</i>		

Merton

Labour administration

1	Abbey	11	Lower Morden
2	Cannon Hill	12	Merton Park
3	Colliers Wood	13	Pollards Hill
4	Cricket Green	14	Ravensbury
5	Dundonald	15	Raynes Park
6	Figge's Marsh	16	St Helier
7	Graveney	17	Trinity
8	Hillside	18	Village
9	Lavender Fields	19	West Barnes
10	Longthornton	20	Wimbledon Park



■	Conservative
■	Labour
■	Residents' Association
■	Conservative/Liberal Democrat

State of the parties, 1964-2014

	CON	LAB	LD	other	total
22.5.14	20	36	1	3	60
6.5.10	27	28	2	3	60
4.5.06	30	27	-	3	60
2.5.02	25	32	-	3	60
7.5.98	12	39	3	3	57
5.5.94	10	40	3	4	57
3.5.90	22	29	-	6	57
8.5.86	29	25	-	3	57
6.5.82	44	13	-	-	57
4.5.78	39	15	-	3	57
4.5.74	29	22	-	3	54
13.5.71	21	29	-	4	54
9.5.68	46	4	-	4	54
7.5.64	25	26	-	3	54

% share of the poll, 1964-2014

	% poll	CON	LAB	LD	other
22.5.14	41.3	27.6	43.4	9.6	19.3
6.5.10	66.3	32.8	35.3	20.5	11.4
4.5.06	42.9	40.1	31.3	15.5	13.2
2.5.02	34.2	34.5	33.7	14.2	17.7
7.5.98	38.0	30.5	41.7	16.1	11.7
5.5.94	49.5	27.5	44.9	13.8	13.7
3.5.90	53.7	38.5	40.0	6.0	15.5
8.5.86	49.8	40.2	35.5	20.9	3.4
6.5.82	47.5	50.9	25.8	21.5	1.8
4.5.78	46.4	52.6	34.7	8.3	4.4
4.5.74	42.1	47.3	37.4	11.5	3.8
13.5.71	41.6	44.0	49.0	3.3	3.8
9.5.68	39.9	60.6	25.9	8.1	5.4
7.5.64	45.3	41.8	42.8	8.8	6.6

General statistics

		Merton	London
Electorate	May 2014	148,839	5,878,824
	May 2010	142,908	5,689,223
Resident population aged 18 and over	Mid 2014	157,400	6,597,100
	Mid 2010	155,400	6,318,000
Estimated % unemployed	2013/14	6.1	8.2
	2009/10	6.4	9.1
Band 'D' council tax	May 2014	£1,410	£1,302
	May 2010	£1,416	£1,309

Merton

% share of the poll

	Date	%poll	CON	LAB	LD	GRE	BNP	UKIP	IND	REA	Others
Abbey	22.5.14	43.4	30.5	44.0	6.1	12.1	-	7.4	-	-	-
	6.5.10	66.3	39.3	35.4	25.3	-	-	-	-	-	-
Cannon Hill	22.5.14	49.3	32.1	45.5	5.7	-	-	16.6	-	-	-
	6.5.10	71.2	37.7	22.7	20.4	-	7.1	-	9.4	-	2.8
Colliers Wood	22.5.14	37.5	19.8	52.1	7.3	16.7	-	-	-	-	4.1
	8.8.13	29.9	18.9	72.2	2.2	-	-	6.7	-	-	-
	6.5.10	61.5	19.8	50.9	16.2	13.1	-	-	-	-	-
Cricket Green	22.5.14	40.1	13.9	69.9	4.8	-	-	-	-	-	11.4
	6.5.10	62.6	20.8	56.1	15.2	-	8.0	-	-	-	-
Dundonald	22.5.14	44.7	44.4	22.5	25.6	-	-	7.6	-	-	-
	6.5.10	70.5	40.1	15.8	32.6	11.6	-	-	-	-	-
Figge's Marsh	22.5.14	37.8	13.6	80.3	6.1	-	-	-	-	-	-
	6.5.10	62.1	15.9	62.9	14.6	-	-	6.7	-	-	-
Graveney	22.5.14	38.8	13.6	74.7	7.4	-	-	-	-	-	4.3
	6.5.10	61.7	17.8	63.6	18.6	-	-	-	-	-	-
Hillside	22.5.14	38.2	49.6	22.7	14.5	-	-	13.2	-	-	-
	6.5.10	65.9	47.2	15.0	25.1	9.6	-	3.1	-	-	-
Lavender Fields	22.5.14	33.2	11.6	63.0	9.0	-	-	16.4	-	-	-
	6.5.10	57.5	20.0	55.0	16.4	8.6	-	-	-	-	-
Longthornton	22.5.14	38.0	20.7	72.3	7.0	-	-	-	-	-	-
	6.5.10	64.8	22.5	54.7	16.8	-	-	6.1	-	-	-
Lower Morden	22.5.14	49.9	28.3	46.5	4.7	-	-	20.5	-	-	-
	6.5.10	70.8	43.9	29.2	17.6	-	9.4	-	-	-	-
Merton Park	22.5.14	47.4	16.4	15.8	4.1	-	-	-	-	63.7	-
	6.5.10	72.2	22.5	13.4	12.8	-	-	4.2	-	47.0	-
Pollards Hill	22.5.14	38.0	11.2	68.0	5.1	-	-	15.7	-	-	-
	6.5.10	64.8	22.1	60.6	10.9	-	-	-	6.3	-	-
Ravensbury	22.5.14	40.7	10.8	53.7	6.2	9.8	-	19.5	-	-	-
	6.5.10	64.2	26.0	49.7	15.4	-	9.0	-	-	-	-
Raynes Park	22.5.14	41.8	44.1	22.8	15.2	-	-	10.6	-	-	7.3
	6.5.10	69.4	44.4	16.7	27.7	11.2	-	-	-	-	-
St. Helier	22.5.14	38.7	14.2	58.6	6.4	-	-	20.8	-	-	-
	6.5.10	63.9	26.7	48.5	16.4	-	8.4	-	-	-	-
Trinity	22.5.14	39.5	38.5	26.4	9.8	17.1	-	8.3	-	-	-
	6.5.10	65.5	40.1	22.8	23.9	13.2	-	-	-	-	-
Village	22.5.14	45.2	64.9	10.2	6.5	8.7	-	9.7	-	-	-
	6.5.10	72.6	71.3	10.4	18.3	-	-	-	-	-	-
West Barnes	22.5.14	47.0	31.9	14.7	30.1	12.0	-	11.3	-	-	-
	6.5.10	71.8	35.0	15.3	35.5	6.8	-	-	7.3	-	-
Wimbledon Park	22.5.14	39.8	39.2	21.9	9.3	14.4	-	10.0	-	-	5.2
	3.5.12	48.0	47.6	24.1	21.7	6.6	-	-	-	-	-
	6.5.10	68.7	42.8	18.4	27.5	7.4	-	3.9	-	-	-

Results

Abbey			Turnout 43.4%			Cricket Green			Turnout 40.1%		
<i>2 LAB gains from CON</i>						<i>No change</i>					
Jones, Abigail Ms.	LAB	1,563	Munn, Ian*	LAB	2,204						
Judge, Andrew*	LAB	1,560	Makin, Russell*	LAB	2,170						
Neep, Katy Ms.	LAB	1,519	Saunders, Judy Ms.*	LAB	2,107						
Nelless, Henry*	CON	1,136	Mansfield, Barbara Ms.	CON	467						
Smith, Peter	CON	1,104	Hollingsworth, Andrew	CON	449						
Sepulveda, Cesar	CON	975	Hutchings, Alan	MIP	386						
Wood, David	GRE	425	Warner, Carl	CON	375						
Barry, Pauline Ms.	LD	284	Mansfield, John	MIP	360						
Alagaratnam, Rathy	UKIP	259	Morrison, Stuart	MIP	310						
Heinrich, Richard	LD	202	Pizey, Nicholas	LD	147						
Tippett-Cooper, John	LD	162									
Cannon Hill			Turnout 49.3%			Dundonald			Turnout 44.7%		
<i>3 LAB gain from CON</i>						<i>No change</i>					
Byers, Tobin	LAB	1,686	Dean, David*	CON	1,408						
Cowper, Pauline Ms.	LAB	1,661	Bull, Michael	CON	1,355						
Gadzama, Fidelis	LAB	1,556	Grocott, Suzanne Ms.*	CON	1,326						
Shears, Debbie Ms.*	CON	1,227	Bailey, Giles	LD	795						
Bush, Omar	CON	1,153	Fairclough, Anthony	LD	782						
Lohendran, Logie*	CON	1,081	Coman, Diana Ms.	LD	781						
Mills, Andrew	UKIP	597	Bickerstaff, Christine Ms.	LAB	758						
Cope, Andrew	LD	254	Adegboyega, Adeniyi	LAB	665						
Macveigh, Vivian Ms.	LD	227	Busbridge, Wayne	LAB	647						
Malik, Cosette	LD	131	Edwards, Eddie	UKIP	232						
Colliers Wood			Turnout 37.5%			Figge's Marsh			Turnout 37.8%		
<i>No change</i>						<i>No change</i>					
Draper, Nick*	LAB	1,774	Akyigyina, Agatha M. Ms.*	LAB	2,483						
Cooper-Marbiah, Caroline Ms.*	LAB	1,687	Stanford, Geraldine Ms.*	LAB	2,384						
Attawar, Laxmi Ms.*	LAB	1,631	Walker, Peter*	LAB	2,200						
Lord, Peter	CON	674	Brierly, William	CON	439						
Crymble, Adam	CON	646	Moulton, Henry	CON	390						
Fraschini, Guiseppe	CON	612	Telford, John	CON	366						
Weir, Ian	GRE	545	Cargin, Peter	LD	180						
Hollow, Nathan	LD	238									
Woodbridge, David	LD	235	Graveney			Turnout 38.8%					
Ashley, April	TUSC	132	<i>No change</i>								
			Dehaney, John*	LAB	2,194						
			Kirby, Linda Ms.*	LAB	2,132						
			Udeh, Greg*	LAB	1,888						
			Brierly, Margaret Ms.	CON	421						
			Hammond, Alice Ms.	CON	376						
			Hammond, Sally Ms.	CON	333						
			Hardy, Peter	LD	206						
			Fletcher, Benedict Ms.	LD	205						
			Kay-Kreizman, Rodney	TUSC	119						

Hillside			Turnout 38.2%			Merton Park			Turnout 47.4%		
<i>No change</i>						<i>No change</i>					
Simpson, David*	CON	1,309	Sargeant, John*	REA	2,123	Southgate, Peter*	REA	2,052	Foley, Edward	REA	2,047
Williams, David*	CON	1,281	Holden, Daniel	CON	1,269	Gordon, Michelle Ms.	LAB	634	Cotterill, David	CON	566
Holden, Daniel	CON	1,269	Gordon, Michelle Ms.	LAB	634	Kane, Tony	LAB	603	Draper, Anthony	LAB	552
Gordon, Michelle Ms.	LAB	634	Kane, Tony	LAB	603	Mckeeon, Christopher	LAB	533	Lawrence, Robert	CON	520
Kane, Tony	LAB	603	Mckeeon, Christopher	LAB	533	Fowler, Carmel Ms.	LD	453	Bustin, Nicholas	CON	516
Mckeeon, Christopher	LAB	533	Fowler, Carmel Ms.	LD	453	Evans, Suzanne Ms.*	UKIP	342	Savill, Ross	LAB	496
Fowler, Carmel Ms.	LD	453	Evans, Suzanne Ms.*	UKIP	342	Norbrook, Hamish	LD	337	Ocansey, Charles	LAB	495
Evans, Suzanne Ms.*	UKIP	342	Norbrook, Hamish	LD	337	Hasan, Mohammed	LD	336	Burch, Duncan	LD	143
Norbrook, Hamish	LD	337	Hasan, Mohammed	LD	336				Dalton, John	LD	143
Hasan, Mohammed	LD	336							Malik, Nazir	LD	115
Lavender Fields			Turnout 33.2%			Pollards Hill			Turnout 38.0%		
<i>No change</i>						<i>No change</i>					
Allison, Mark*	LAB	1,682	Allison, Mark*	LAB	1,682	Garrod, Ross	LAB	1,633	Henry, Joan Ms.	LAB	2,195
Garrod, Ross	LAB	1,633	Garrod, Ross	LAB	1,633	Macauley, Edith*	LAB	1,570	Hanna, Jeff*	LAB	2,148
Macauley, Edith*	LAB	1,570	Macauley, Edith*	LAB	1,570	Anderson, Don	UKIP	424	Whelton, Martin*	LAB	2,135
Anderson, Don	UKIP	424	Anderson, Don	UKIP	424	Aitken-Davies, Richard	CON	344	Grahame, Bob	UKIP	498
Aitken-Davies, Richard	CON	344	Aitken-Davies, Richard	CON	344	Beard, Philip	CON	288	Giles, Robert	CON	399
Beard, Philip	CON	288	Beard, Philip	CON	288	Moulton, Thomas	CON	263	Crush, Jay	CON	382
Moulton, Thomas	CON	263	Moulton, Thomas	CON	263	Barker, Elizabeth Ms.	LD	232	Kali, Imran	CON	290
Barker, Elizabeth Ms.	LD	232	Barker, Elizabeth Ms.	LD	232				Harbron, Stephen	LD	163
Longthornton			Turnout 38.0%			Ravensbury			Turnout 40.7%		
<i>No change</i>						<i>No change</i>					
Fraser, Brenda Ms.*	LAB	2,119	Fraser, Brenda Ms.*	LAB	2,119	Chung, David*	LAB	2,115	Alambritis, Stephen*	LAB	1,971
Chung, David*	LAB	2,115	Chung, David*	LAB	2,115	Skeete, Marsie Ms.	LAB	1,891	Jones, Philip*	LAB	1,769
Skeete, Marsie Ms.	LAB	1,891	Skeete, Marsie Ms.	LAB	1,891	Hayward, Richard	CON	637	Mccabe, Peter*	LAB	1,633
Hayward, Richard	CON	637	Hayward, Richard	CON	637	Mitchell, Beth Ms.	CON	583	Brereton, John	UKIP	649
Mitchell, Beth Ms.	CON	583	Mitchell, Beth Ms.	CON	583	Qureshi, Hamna	CON	531	Mclean, Nicholas	CON	420
Qureshi, Hamna	CON	531	Qureshi, Hamna	CON	531	Patton, Eliane Ms.	LD	199	Gjeta, Anton	CON	335
Patton, Eliane Ms.	LD	199	Patton, Eliane Ms.	LD	199				Gordon, Natalie Ms.	GRE	328
									Pocock, Frank	CON	325
									Blanchard, Anne Ms.	LD	206
Lower Morden			Turnout 49.9%			Lower Morden			Turnout 49.9%		
<i>3 LAB gain from CON</i>						<i>3 LAB gain from CON</i>					
Kenny, Sally Ms.	LAB	1,762	Kenny, Sally Ms.	LAB	1,762	Anderson, Stan	LAB	1,730	Curtin, Mary Ms.	LAB	1,630
Anderson, Stan	LAB	1,730	Anderson, Stan	LAB	1,730	Groves, Maurice*	CON	1,165	Groves, Maurice*	CON	1,165
Curtin, Mary Ms.	LAB	1,630	Curtin, Mary Ms.	LAB	1,630	Tindle, Ray*	CON	1,026	Tindle, Ray*	CON	1,026
Groves, Maurice*	CON	1,165	Groves, Maurice*	CON	1,165	Watkinson, Gary	CON	928	Watkinson, Gary	CON	928
Tindle, Ray*	CON	1,026	Tindle, Ray*	CON	1,026	Hilton, Richard*	UKIP	753	Hilton, Richard*	UKIP	753
Watkinson, Gary	CON	928	Watkinson, Gary	CON	928	Ashraf, Asif	LD	172	Ashraf, Asif	LD	172
Hilton, Richard*	UKIP	753	Hilton, Richard*	UKIP	753						
Ashraf, Asif	LD	172	Ashraf, Asif	LD	172						

Raynes Park			Turnout 41.8%		Village			Turnout 45.2%	
<i>No change</i>					<i>No change</i>				
West, Jill Ms.	CON	1,419	Badenoch, Hamish	CON	2,067				
Bush, Adam	CON	1,415	Bowcott, John*	CON	2,055				
Crowe, Stephen	CON	1,410	Latif, Najeeb Ms.	CON	1,848				
Honor, Alison Ms.	LAB	809	Bottriell, Bill	LAB	385				
Lucas, Charles	LAB	716	Paul, Brian	LAB	300				
Nargund, Praful	LAB	672	Scott, Rod	UKIP	298				
Armer, David	LD	547	Redding, Mason	GRE	268				
Bernard, Jennifer Ms.	LD	471	Khan, Habibullah Ms.	LAB	253				
Whincup, Kevin	LD	444	Mcgrath, Simon	LD	217				
Burton, Peter	UKIP	339	Oxford, Diana Ms.	LD	213				
Ash, David	KSHH	233	Sheridan, Daniel	LD	164				
St. Helier			Turnout 38.7%		West Barnes			Turnout 47.0%	
<i>No change</i>					<i>1 CON gain from LD</i>				
Martin, Maxi Ms.*	LAB	2,010	Lewis-Lavender, Gilli Ms.*	CON	1,424				
Pearce, Dennis*	LAB	1,916	Jeanes, Mary-Jane Ms.*	LD	1,311				
Uddin, Imran	LAB	1,673	Lewis-Lavender, Brian	CON	1,252				
Lampitt, Andre	UKIP	663	Dysart, Iain*	LD	1,218				
Challouma, Chris	CON	505	Windsor, Miles	CON	966				
Mclaughlin, Chris	CON	435	Ling, Philip	LD	902				
Lenon, Hugh	CON	421	Chung, Irina Ms.	LAB	581				
Parritt, Simon	LD	203	Neil, Jerome	LAB	577				
			Thomas, Sam	LAB	520				
Trinity			Barraball, Charles	GRE	455				
<i>No change</i>			Turnout 39.5%		O'Gorman, Nicolas			UKIP 429	
Holmes, James*	CON	1,283							
Chirico, Charlie	CON	1,270	Wimbledon Park			Turnout 39.8%			
Latif, Abdul	CON	1,119	<i>No change</i>						
Blakeney, Mike	LAB	940	Howard, Janice Ms.*	CON	1,497				
Colbert, John	LAB	814	Moulton, Oonagh Ms.*	CON	1,424				
Warner, Haile Ms.	LAB	763	Taylor, Linda Ms.*	CON	1,367				
Matthews, Liz Ms.	GRE	543	Constant, Hugh	LAB	904				
Carter, Helen Ms.	LD	364	Williams, Ailsa Ms.	LAB	747				
Bertero, Federico	LD	290	Rahman, Motiur	LAB	746				
Payne, Matthew	LD	283	Collins, Liam	GRE	524				
Moass, Dominic	UKIP	263	Doran, Edward	LD	368				
			Mcaleer, Mark	UKIP	366				
			Busby, Dave	LD	351				
			Kouadio, Denis	LD	299				
			Ash, Sandra Ms.	KSHH	189				

By-elections

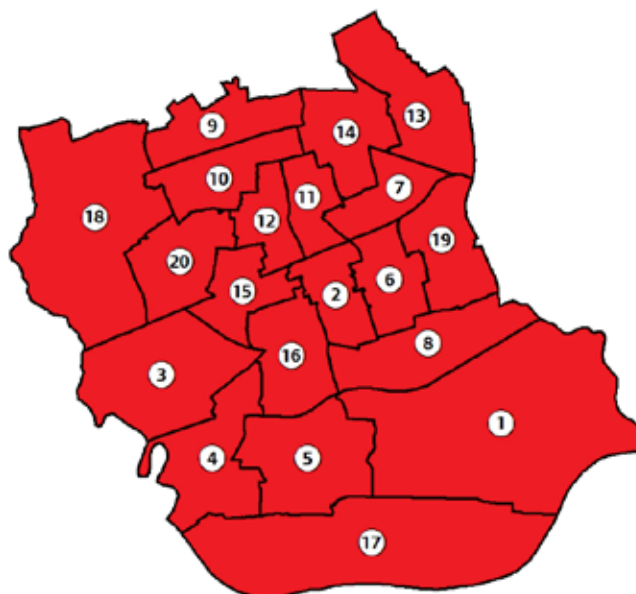
Wimbledon Park			Colliers Wood		
<i>03 May 2012</i>			<i>08 August 2013</i>		
Turnout 48%			Turnout 29.9%		
<i>No change</i>			<i>No change</i>		
Taylor, Linda Ms.	CON	1,837	Cooper-Marbiah, Caroline Ms.	LAB	1,685
Deegan, Louise Ms.	LAB	931	Lord, Peter	CON	441
Busby, Dave	LD	838	Janjua, Shafqat	UKIP	157
Crowhurst, Richmond	GRE	253	Ling, Phil	LD	52
<i>Resignation of Ahmad, Tariq M. (CON)</i>			<i>Death of Gurung, Gam (LAB)</i>		

Newham

Labour administration

Labour directly elected mayor

1	Beckton	11	Green Street East
2	Boleyn	12	Green Street West
3	Canning Town North	13	Little Ilford
4	Canning Town South	14	Manor Park
5	Custom House	15	Plaistow North
6	East Ham Central	16	Plaistow South
7	East Ham North	17	Royal Docks
8	East Ham South	18	Stratford and New Town
9	Forest Gate North	19	Wall End
10	Forest Gate South	20	West Ham



■ Labour

State of the parties, 1964-2014

	CON	LAB	LD	other	total
22.5.14	-	60	-	-	60
6.5.10	-	60	-	-	60
4.5.06	-	54	-	6	60
2.5.02	-	59	-	1	60
7.5.98	-	60	-	-	60
5.5.94	-	59	1	-	60
3.5.90	2	57	1	-	60
8.5.86	-	60	-	-	60
6.5.82	-	54	6	-	60
4.5.78	-	57	-	3	60
4.5.74	-	51	-	9	60
13.5.71	-	53	-	7	60
9.5.68	6	30	3	21	60
7.5.64	-	50	-	10	60

% share of the poll, 1964-2014

	% poll	CON	LAB	LD	other
22.5.14	40.5	22.2	60.6	3.6	13.6
6.5.10	52.7	17.6	62.8	4.2	15.4
4.5.06	34.6	13.6	41.9	2.9	41.7
2.5.02	27.0	20.2	48.3	4.1	27.5
7.5.98	28.4	17.1	56.0	8.1	18.8
5.5.94	37.6	20.1	56.6	11.5	11.9
3.5.90	36.5	24.0	55.5	7.4	13.1
8.5.86	34.9	18.0	58.5	21.0	2.5
6.5.82	31.4	10.7	54.8	28.9	5.6
4.5.78	31.1	18.0	62.5	-	19.5
4.5.74	22.5	9.3	63.5	4.4	22.8
13.5.71	29.4	8.1	66.0	2.7	23.3
9.5.68	25.1	17.2	40.5	6.3	36.0
7.5.64	27.9	6.1	61.6	15.4	16.9

General statistics

		Newham	London
Electorate	May 2014	194,895	5,878,824
	May 2010	195,085	5,689,223
Resident population aged 18 and over	Mid 2014	249,500	6,597,100
	Mid 2010	228,100	6,318,000
Estimated % unemployed	2013/14	11.8	8.2
	2009/10	14.3	9.1
Band 'D' council tax	May 2014	£1,249	£1,302
	May 2010	£1,255	£1,309

% share of the poll

	Date	%poll	CON	LAB	LD	GRE	BNP	UKIP	IND	R	CPA
Beckton	22.5.14	31.8	28.7	63.7	-	-	-	-	-	-	7.6
	6.5.10	45.1	23.6	51.8	17.6	-	-	-	-	-	7.0
Boleyn	22.5.14	44.0	20.6	64.0	-	-	-	-	-	-	15.3
	6.5.10	56.0	23.7	67.4	-	-	-	-	-	-	8.9
Canning Town North	22.5.14	35.9	15.9	58.2	-	-	-	19.1	-	-	6.8
	6.5.10	50.4	16.2	57.0	-	-	-	-	13.1	-	13.7
Canning Town South	22.5.14	33.0	16.7	53.2	-	-	-	20.7	-	-	9.5
	6.5.10	48.4	19.7	52.9	-	-	-	-	-	-	27.4
Custom House	22.5.14	32.2	13.8	54.3	-	-	-	19.3	-	-	12.7
	6.5.10	48.6	15.4	52.9	15.9	-	-	-	-	-	15.8
East Ham Central	22.5.14	42.5	26.8	60.2	5.4	-	-	-	-	-	7.5
	6.5.10	55.3	22.7	65.1	-	-	-	-	-	-	12.2
East Ham North	22.5.14	52.0	28.0	55.3	10.0	-	-	-	-	-	6.7
	6.5.10	57.8	14.8	68.0	14.8	-	-	-	-	-	2.4
East Ham South	22.5.14	42.5	22.7	62.7	-	-	-	-	-	-	14.6
	6.5.10	55.2	20.2	71.2	-	-	-	-	-	-	8.6
Forest Gate North	22.5.14	38.7	13.2	57.0	5.4	14.6	-	-	-	-	9.9
	6.5.10	54.8	13.0	60.5	-	15.5	-	-	4.6	-	6.5
Forest Gate South	22.5.14	39.1	23.4	55.5	7.7	-	-	-	2.7	-	10.7
	6.5.10	50.4	15.3	71.9	-	-	-	-	-	-	12.8
Green Street East	22.5.14	48.8	28.2	58.3	-	-	-	6.4	-	-	7.2
	6.5.10	56.3	11.0	66.3	-	-	-	6.0	-	-	16.7
Green Street West	22.5.14	49.1	26.4	62.3	-	-	-	-	2.1	-	9.2
	6.5.10	56.7	12.8	59.4	-	-	-	-	-	-	27.8
Little Ilford	22.5.14	45.5	19.9	70.9	5.7	-	-	-	-	-	3.5
	6.5.10	53.3	13.5	59.2	7.1	-	-	-	3.2	-	16.9
Manor Park	22.5.14	41.9	23.9	70.5	-	-	-	-	-	-	5.6
	6.5.10	53.2	21.3	68.8	-	-	-	-	-	-	9.9
Plaistow North	22.5.14	41.1	23.9	63.7	7.0	-	-	-	-	-	5.4
	6.5.10	53.6	10.2	57.1	12.9	-	-	-	4.6	-	15.2
Plaistow South	22.5.14	38.8	19.8	55.1	5.9	-	-	11.5	-	-	7.6
	6.5.10	52.1	19.6	66.1	-	-	-	-	-	-	14.3
Royal Docks	22.5.14	33.6	21.9	57.6	-	-	-	15.9	-	-	4.7
	6.5.10	48.4	36.7	56.7	-	-	-	-	-	-	6.6
Stratford and New Town	22.5.14	33.6	21.2	73.7	-	-	-	-	-	-	5.2
	6.5.10	47.5	19.8	72.1	-	-	-	-	-	-	8.0
Wall End	22.5.14	49.1	25.6	57.0	10.9	-	-	-	3.6	-	2.9
	6.5.10	57.1	16.6	56.6	14.9	-	-	-	8.9	-	3.0
West Ham	22.5.14	36.5	16.1	59.4	7.8	-	-	11.5	-	-	5.2
	6.5.10	50.9	16.6	68.5	-	-	-	-	7.2	-	7.7

Results

Beckton	Turnout 31.8%		Canning Town South	Turnout 33.0%	
<i>No change</i>			<i>No change</i>		
Christie, David*	LAB	1,789	Collier, Bryan*	LAB	1,896
Chowdhury, Ayesha Ms.*	LAB	1,778	Griffiths, Alan	LAB	1,600
Kellaway, Alec J.*	LAB	1,713	Thomas, Sheila M. Ms.	LAB	1,581
Ahmed, Syed	CON	1,033	Mckenzie, Kay Ms.	UKIP	657
Nowacki, Adam	CON	731	Abdullah, Abul	CON	632
Obasi, Emmanuel	CON	615	Knight, Gareth	CON	537
Newman, Winky	CPA	242	Nabudde, Jaja R. Ms.	CON	420
Dunkwu, Chike	CPA	204	Johnson, Faith Ms.	CPA	387
Taiwo, Yomi	CPA	180	Stafford, Benjamin	CPA	279
			Odiete, Ethel Ms.	CPA	237
Boleyn	Turnout 44.0%		Custom House	Turnout 32.2%	
<i>No change</i>			<i>No change</i>		
Khan, Obaid	LAB	2,658	Holland, Patricia M. Ms.*	LAB	1,745
Fiberesima, Charity Ms.	LAB	2,505	Fiaz, Rokhsana	LAB	1,403
Virdee, Harvinder S.	LAB	2,425	Mcauley, Conor M.*	LAB	1,400
Uddin, Jamal	CON	869	Mckenzie, Jamie R.	UKIP	540
Asif, Yasir	CON	823	Knight, Emily Ms.	CON	452
Farmer, Yaseen	CON	756	Songa, Jimmy	CON	389
Robinson, Ben	TUSC	342	Comson, Lynda Ms.	CPA	323
Chukwurah, Barbara Ms.	CPA	270	Uddin, Naz	CON	312
Williamson, Stephen	CPA	259	Moyo, Owen	CPA	235
			Shedowo, Kayode	CPA	189
Canning Town North	Turnout 35.9%		Saher, Najma	CUP	105
<i>No change</i>					
Easter, Ann R. Ms.	LAB	2,036	East Ham Central	Turnout 42.5%	
Furness, Clive W.*	LAB	1,934	<i>No change</i>		
Scoresby, Kay D. Ms.	LAB	1,835	Corbett, Ian K.*	LAB	2,591
Mears, David	UKIP	635	Desai, Unmesh*	LAB	2,568
Ali, Wahid	CON	622	Marriott, Julianne Ms.	LAB	2,525
Boateng, Margaret Ms.	CON	581	Azharuddin, Mohammed	CON	1,216
Marah, Maxwell L.	CON	388	Motin, Abdul	CON	1,129
Fabode, Moriam Ms.	CPA	262	Bakshi, Dipti	CON	1,082
Karashani, Ruth Ms.	CPA	221	Thorpe, David	LD	231
Mrewa, Charles	CPA	196	Anthony, Dominic	CPA	190
			Jameson, Cecilia Ms.	CPA	173
			Pattison, Helen Ms.	TUSC	160
			Chikka, Roja	CPA	119

East Ham North			Turnout 52.0%			Forest Gate South			Turnout 39.1%		
<i>No change</i>						<i>No change</i>					
Nekiwala, Firoza A.*	LAB	2,809	Patel, Masihullah	LAB	2,209						
Gulamussen, Zuber	LAB	2,741	Walls, Dianne Ms.	LAB	2,095						
Sathianesan, Paul D.*	LAB	2,684	Vaughan, Winston*	LAB	2,023						
Sharif, Ilyas	CON	1,547	Ahmed, Mahboob R.	CON	993						
Kannan, Durai	CON	1,335	Choudhary, Asif	CON	976						
Gopinath, Biju	CON	1,282	Roll-Pickering, Tim	CON	693						
Latif, Sunny M. Ms.	LD	496	Heron, William J. F.	LD	293						
Thennavan, Keerthikan	TUSC	131	Mulholland, Niall	TUSC	238						
Finlayson, Rod	COMB	120	Parson, Dieutane J. Ms.	CPA	179						
Opemiyani, Akorede	CPA	92	Williamson, Malcolm	CPA	159						
Sadiq, Margaret O. Ms.	CPA	85	Vrancianu, Ionel	IND	101						
Sadiq, Moriamo	CPA	68									
East Ham South			Turnout 42.5%			Green Street East			Turnout 48.8%		
<i>No change</i>						<i>No change</i>					
Masters, Susan R. Ms.	LAB	2,372	Rahman, Rohima Ms.*	LAB	2,723						
Peppiatt, Quintin B.*	LAB	2,272	Patel, Mukesh	LAB	2,635						
Shah, Lakmini S.*	LAB	2,100	Alexander, Jose	LAB	2,598						
Hussain, Kamal	CON	917	Ahmed, Ashfaq	CON	1,348						
Khatun, Nasima	CON	823	Ahmed, Shahan	CON	1,313						
Meaby, Charles	CON	701	Qureshi, Kamran	CON	1,187						
Hedley, Steve	TUSC	307	Rush, Bob	UKIP	290						
Latim, Alex O.	CPA	232	Austin, Lois Ms.	TUSC	217						
Ade-Blaize, Tony A.	CPA	211	Donaldson, Cherie A. Ms.	CPA	126						
Olaiya, Alice Ms.	CPA	209	Laing, Charles B.	CPA	93						
Forest Gate North			Turnout 38.7%			Green Street West			Turnout 49.1%		
<i>No change</i>						<i>No change</i>					
Robinson, Ellie Ms.*	LAB	2,324	Abdulmuhit, Hanif	LAB	2,914						
Akiwowo, Seyi	LAB	2,126	Ibrahim, Idris	LAB	2,756						
Tripp, Rachel Ms.	LAB	2,120	Rahman, Tahmina	LAB	2,744						
Cooper, Alan C.	GRE	562	Sadrudin, Mufti S.	CON	1,266						
Lithgow, Jane A. Ms.	GRE	559	Sheikh, Abdul K.	CON	1,164						
Khan, Shaeb	CON	548	Choudhury, Saiful	CON	1,136						
Lennon, Dawn Ms.	CON	490	Dunne, Mark	TUSC	270						
Maze, Brian	CON	480	Perry, Yvonne Ms.	CPA	169						
Severn, Bob	TUSC	222	Nikivorovic, Blazo	CPA	135						
Moon, Christian	LD	206	Oching, Christopher	CPA	134						
Donaldson, Lynn D. Ms.	CPA	174	Sulyman, Rushna M.	IND	96						
Doyle, Christina Ms.	CPA	146									

Little Ilford	Turnout 45.5%		Royal Docks	Turnout 33.6%	
<i>No change</i>			<i>No change</i>		
Nazeer, Farah Ms.*	LAB	2,997	Brayshaw, Stephen*	LAB	1,331
Clark, Ken	LAB	2,954	Murphy, Patrick*	LAB	1,207
Baikie, Andrew*	LAB	2,889	Mcalmont, Anthony*	LAB	1,201
Rahman, Attic	CON	867	Buckwell, Chris	CON	515
Khan, Ajab	CON	833	Mbe, Alain	CON	459
Urrahman, Fazal	CON	783	Nahk, Sam	CON	445
Watson, Trevor A.	LD	237	Oxley, Daniel C.	UKIP	344
Anthony, Oluwayemisi	CPA	186	Isingoma, Rita C. Ms.	CPA	112
Taiwo, Bunmi Ms.	CPA	148	Olawale, Francis	CPA	97
Namwanje, Prossy Ms.	CPA	105	Perry, Bill	CPA	95
Manor Park			Stratford and New Town		Turnout 33.6%
<i>No change</i>			<i>No change</i>		
Patel, Salim*	LAB	2,744	Mclean, Charlene Ms.*	LAB	2,582
Corbett, Jo Ms.	LAB	2,589	Crawford, Richard J.*	LAB	2,517
Singh, Amarjit*	LAB	2,414	Paul, Terry*	LAB	2,449
Khatun, Rahima	CON	976	Gass, Matt	CON	777
Rafiz, Abdul	CON	904	Hassan, Bilal	CON	744
Boss, Sreedharan	CON	747	Chipungu, Augustine Ms.	CON	646
Simmonds, John E.	CPA	216	Afiari, Julie Ms.	CPA	199
Owusu-Addai, Cynthia Ms.	CPA	198	Asiwaju-Dada, Florence Ms.	CPA	174
			Falana, John O.	CPA	157
Plaistow North			Wall End		Turnout 49.1%
<i>No change</i>			<i>No change</i>		
Hussain, Forhad*	LAB	2,277	Clarke, Frances Ms.	LAB	2,617
Beckles, James	LAB	2,247	Sparrowhawk, Ted*	LAB	2,452
Laguda, Joy H.*	LAB	2,086	Hudson, Lester T.*	LAB	2,438
Kazi, Abul M.	CON	903	Khan, Jawad	CON	1,152
Mustafa, Md R.	CON	813	Koshy, Biju	CON	1,117
Jahedi, Walye	CON	764	Mir, Ibrar A.	CON	1,096
Macadangdang, Eva Ms.	LD	241	Pirapaharan, Arunasalam	LD	541
Frimpong, Mary B. Ms.	CPA	230	Benoy, Gopinathan	LD	450
Jobson, Paul M.	CPA	213	Masih, Shakila	LD	448
Luce, Nnenna S.	CPA	120	Mudhar, Bob S.	IND	158
			Kakumanu, Amal R.	CPA	135
Plaistow South			Swarna, Sharmila S.		CPA
<i>No change</i>			CPA		
Alarice, Aleen Ms.	LAB	2,222			124
Wilson, Neil J.*	LAB	2,180			122
Noor, Ahmed	LAB	2,077			
Francis, Ashley	CON	803			
Salam, Abdul	CON	784			
Miah, Rois	CON	742			
Abrahams, Michael	CPA	552			
Sanmartin, Julia Ms.	UKIP	452			
De-Chavez, Tony	LD	233			
Williamson, Andrew D.	CPA	172			
Onishile, Mary Ms.	CPA	171			





West Ham**Turnout 36.5%***No change*

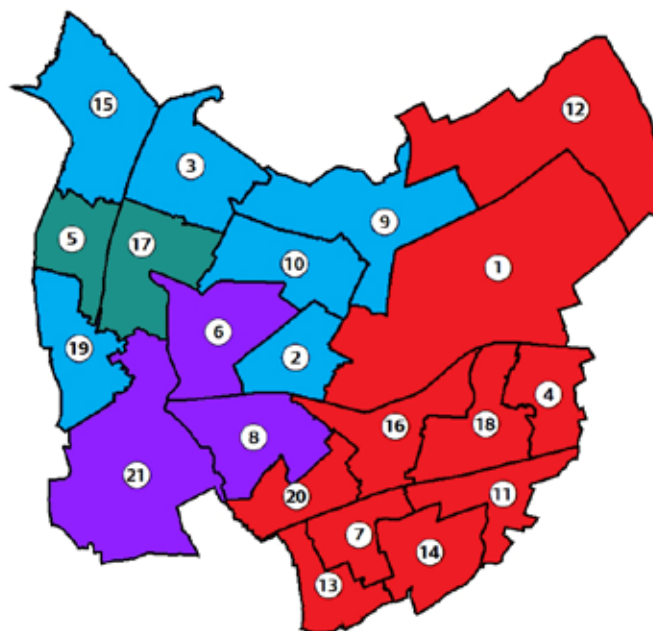
Bourne, Freda A. Ms.*	LAB	2,046
Whitworth, John	LAB	1,939
Gray, John*	LAB	1,913
Firdous, Farhana	CON	617
Antwi, Mary Ms.	CON	525
Gasparic, Matej	CON	456
Armstrong, Michael E.	UKIP	381
Garen, Edgar A.	LD	259
Brown, Sheila I. Ms.	CPA	231
Laing, Myrtle V.	CPA	151
Mettle, Joe	CPA	136

Redbridge

Labour administration

1	Aldbrough	12	Hainault
2	Barkingside	13	Loxford
3	Bridge	14	Mayfield
4	Chadwell	15	Monkhams
5	Church End	16	Newbury
6	Clayhall	17	Roding
7	Clementswood	18	Seven Kings
8	Cranbrook	19	Snaresbrook
9	Fairlop	20	Valentines
10	Fullwell	21	Wanstead
11	Goodmayes		

	Conservative
	Labour
	Conservative/Liberal Democrat
	Conservative/Labour



State of the parties, 1964-2014

	CON	LAB	LD	other	total
22.5.14	25	35	3	-	63
6.5.10	30	26	7	-	63
4.5.06	34	19	9	1	63
2.5.02	33	21	9	-	63
7.5.98	23	30	9	-	62
5.5.94	24	29	9	-	62
3.5.90	42	18	3	-	63
8.5.86	45	17	1	-	63
6.5.82	51	12	-	-	63
4.5.78	50	13	-	-	63
4.5.74	45	15	-	-	60
13.5.71	42	18	-	-	60
9.5.68	55	5	-	-	60
7.5.64	45	15	-	-	60

% share of the poll, 1964-2014

	% poll	CON	LAB	LD	other
22.5.14	39.7	30.5	41.9	10.8	16.9
6.5.10	62.4	35.6	36.0	21.9	6.5
4.5.06	38.4	39.5	29.3	19.2	12.1
2.5.02	34.3	42.1	33.9	18.9	5.1
7.5.98	35.7	38.2	40.9	19.5	1.4
5.5.94	49.3	38.2	39.2	21.5	1.1
3.5.90	48.5	44.0	34.5	11.1	10.3
8.5.86	43.9	47.0	31.6	20.3	1.2
6.5.82	44.6	56.8	23.8	19.3	0.2
4.5.78	43.2	61.2	31.1	6.9	0.8
4.5.74	36.1	51.0	32.8	15.9	0.3
13.5.71	35.5	48.9	39.6	6.9	4.6
9.5.68	35.7	67.5	16.4	11.7	4.4
7.5.64	38.9	46.4	27.1	23.4	3.1

General statistics

		Redbridge	London
Electorate	May 2014	211,863	5,878,824
	May 2010	199,713	5,689,223
Resident population aged 18 and over	Mid 2014	214,800	6,597,100
	Mid 2010	207,700	6,318,000
Estimated % unemployed	2013/14	8.3	8.2
	2009/10	8.8	9.1
Band 'D' council tax	May 2014	£1,399	£1,302
	May 2010	£1,405	£1,309

% share of the poll

	Date	%poll	CON	LAB	LD	GRE	BNP	UKIP	IND	REA	Others
Aldborough	22.5.14	44.9	33.1	42.7	3.9	-	-	-	-	-	20.3
	10.11.11	24.7	38.6	51.7	3.1	2.3	1.2	3.0	-	-	-
	6.5.10	63.8	43.7	42.0	14.2	-	-	-	-	-	-
Barkingside	22.5.14	41.9	48.5	42.6	-	-	-	8.9	-	-	-
	6.5.10	65.9	45.9	35.4	12.4	6.3	-	-	-	-	-
Bridge	22.5.14	34.8	34.6	24.7	8.4	11.2	-	21.2	-	-	-
	6.5.10	65.2	43.2	24.8	18.4	-	13.6	-	-	-	-
Chadwell	22.5.14	38.7	22.6	47.0	5.3	14.1	-	-	11.1	-	-
	8.7.10	25.5	22.9	31.5	22.7	16.3	4.5	2.1	-	-	-
	6.5.10	60.0	23.4	31.1	26.6	10.6	-	8.2	-	-	-
Church End	22.5.14	40.4	28.7	17.9	28.8	9.5	-	11.7	3.4	-	-
	6.5.10	67.5	27.6	15.4	49.3	7.8	-	-	-	-	-
Clayhall	22.5.14	44.9	45.5	41.9	6.5	-	-	6.1	-	-	-
	6.5.10	68.5	43.3	42.3	14.5	-	-	-	-	-	-
Clementswood	22.5.14	35.1	10.4	60.9	17.8	11.0	-	-	-	-	-
	6.5.10	53.3	20.8	49.2	30.0	-	-	-	-	-	-
Cranbrook	22.5.14	40.2	40.2	46.6	6.2	-	-	7.0	-	-	-
	6.5.10	63.2	39.4	37.8	16.0	-	-	-	6.7	-	-
Fairlop	22.5.14	37.3	41.5	30.6	6.5	-	-	21.4	-	-	-
	6.5.10	62.2	48.4	27.8	13.2	-	10.6	-	-	-	-
Fullwell	22.5.14	38.6	32.7	28.6	7.4	-	-	16.6	14.7	-	-
	6.5.10	63.2	49.5	28.6	14.7	-	-	7.2	-	-	-
Goodmayes	22.5.14	38.9	22.6	55.1	13.4	8.9	-	-	-	-	-
	6.5.10	58.6	25.2	48.0	26.7	-	-	-	-	-	-
Hainault	22.5.14	34.3	27.3	33.7	4.6	-	-	25.9	-	-	8.4
	6.5.10	58.1	36.4	30.4	10.6	-	16.6	5.9	-	-	-
Loxford	22.5.14	38.8	7.8	57.4	-	-	-	-	34.8	-	-
	6.5.10	51.9	16.5	59.5	24.0	-	-	-	-	-	-
Mayfield	22.5.14	39.5	24.7	68.6	6.7	-	-	-	-	-	-
	6.5.10	63.5	29.1	50.7	12.8	-	-	-	-	-	7.4
Monkhams	22.5.14	40.1	59.5	13.7	16.0	10.7	-	-	-	-	-
	6.5.10	68.8	52.0	11.8	30.0	-	-	6.2	-	-	-
Newbury	22.5.14	39.2	30.9	59.6	9.5	-	-	-	-	-	-
	6.5.10	62.5	32.8	50.6	16.6	-	-	-	-	-	-
Roding	22.5.14	40.6	24.5	22.1	28.6	9.3	-	15.5	-	-	-
	6.5.10	64.8	33.1	21.5	39.4	-	6.0	-	-	-	-
Seven Kings	22.5.14	39.9	22.4	60.8	16.8	-	-	-	-	-	-
	6.5.10	59.0	27.6	54.1	18.3	-	-	-	-	-	-
Snaresbrook	22.5.14	40.2	43.1	35.2	6.6	15.1	-	-	-	-	-
	6.5.10	68.0	41.0	29.9	17.3	9.4	-	-	-	-	2.4
Valentines	22.5.14	38.7	13.7	43.7	30.6	8.4	-	-	3.6	-	-
	6.5.10	57.1	21.2	38.9	39.9	-	-	-	-	-	-
Wanstead	22.5.14	46.9	29.2	36.1	6.2	16.0	-	12.6	-	-	-
	6.5.10	69.5	38.8	30.0	21.0	6.5	3.8	-	-	-	-

Results

Aldborough			Turnout 44.9%		Chadwell			Turnout 38.7%	
<i>2 LAB gains from CON</i>					<i>No change</i>				
Kaur-Thiara, Debbie Ms.	LAB	2,434	Choudhury, Aziz	LAB	2,352	Sachs, Anne Ms.	LAB	1,975	
Howard, John	LAB	2,364	Sachs, Anne Ms.	LAB	1,975	Zammett, Neil	LAB	1,707	
Streeting, Wes	LAB	2,100	Zammett, Neil	LAB	1,707	Uddin, Mohammed	CON	1,106	
Cole, Vanessa Ms.*	CON	1,919	Uddin, Mohammed	CON	1,106	Parmar, Bharat	CON	917	
Clark, Ruth Ms.*	CON	1,903	Parmar, Bharat	CON	917	Olaifa, Kunle	CON	878	
Thaneswaran, Thane	CON	1,526	Olaifa, Kunle	CON	878	Tyne, John	GRE	605	
Walker, Andy	SKGH	1,092	Tyne, John	GRE	605	Wiffen, Paul	IFE	474	
Mathias, Richard	LD	211	Wiffen, Paul	IFE	474	Dattani, Naren	LD	237	
			Dattani, Naren	LD	237	Teahan, Kathleen Ms.	LD	213	
			Teahan, Kathleen Ms.	LD	213				
Barkingside			Turnout 41.9%		Church End			Turnout 40.4%	
<i>No change</i>					<i>2 CON gains from LD</i>				
Kissin, Ashley*	CON	2,007	Church End	Turnout 40.4%		Cleaver, Hugh*	LD	1,361	
Packer, Karen Ms.	CON	1,995	Cleaver, Hugh*	LD	1,361	Best, Emma Ms.	CON	1,223	
Prince, Keith*	CON	1,992	Best, Emma Ms.	CON	1,223	Mclaren, Tom	CON	1,168	
Sachs, Martin	LAB	1,795	Mclaren, Tom	CON	1,168	Herga, Joel	CON	1,144	
Sharma, Vinaya	LAB	1,741	Herga, Joel	CON	1,144	Prince, Deborah Ms.	LD	1,134	
Khan, Ayub	LAB	1,719	Prince, Deborah Ms.	LD	1,134	Seeff, Geoffrey	LD	1,053	
Whitehall, Robert	UKIP	366	Seeff, Geoffrey	LD	1,053	Brewer, Beverley Ms.	LAB	825	
			Brewer, Beverley Ms.	LAB	825	Daintry, Paul	LAB	746	
			Daintry, Paul	LAB	746	Turner, Kenneth	LAB	631	
			Turner, Kenneth	LAB	631	Fahn, David	UKIP	481	
			Fahn, David	UKIP	481	Kassam, Sara Ms.	GRE	391	
			Kassam, Sara Ms.	GRE	391	Sinclair, Nicola*	IND	140	
			Sinclair, Nicola*	IND	140				
Bridge			Turnout 34.8%		Clayhall			Turnout 44.9%	
<i>No change</i>					<i>No change</i>				
Canal, Paul*	CON	1,233	Cole, Robert*	CON	2,227	Weinberg, Alan*	CON	2,138	
Fairley-Churchill, John*	CON	1,119	Weinberg, Alan*	CON	2,138	Bhamra, Gurdial*	LAB	2,110	
Turbefield, Robin*	CON	1,069	Bhamra, Gurdial*	LAB	2,110	Pathmanathan, Nathan	CON	2,038	
Asher, Jay	LAB	978	Pathmanathan, Nathan	CON	2,038	Bhattacharjee, Sanjib	LAB	1,926	
Yerli, Baris	LAB	770	Bhattacharjee, Sanjib	LAB	1,926	Ali, Shamshia Ms.	LAB	1,870	
Gould, Issy Ms.	UKIP	749	Ali, Shamshia Ms.	LAB	1,870	Singh, Harjinder	LD	372	
Patel, Shushila Ms.	LAB	701	Singh, Harjinder	LD	372	Nada, Donna Ms.	UKIP	286	
Hearn, Simon	UKIP	697	Nada, Donna Ms.	UKIP	286	Holder, Ashburn	LD	239	
Schechtman, Ruth Ms.	UKIP	648	Holder, Ashburn	LD	239				
Reynolds, David	GRE	368							
Duffett, Helen	LD	313							
Yeoman, Angela Ms.	LD	241							

Clementswood	Turnout 35.1%		Goodmayes	Turnout 38.9%	
<i>No change</i>			<i>No change</i>		
Coomb, Helen Ms.*	LAB	2,340	Jones, Bert*	LAB	2,347
Hussain, Zulfiqar*	LAB	2,233	Rai, Kam	LAB	2,272
Javed, Muhammed*	LAB	2,232	White, Barbara Ms.*	LAB	2,201
Butt, Zahid	LD	738	Asif, Mohammed	CON	1,145
Patel, Sanjeev	LD	712	Solanki, Pradip	CON	855
Akram, Ajaz	LD	541	Bhadresa, Arvind	CON	798
Ahmed, Jahangir	CON	438	Bin Aziz, Tariq	LD	553
Chowdhry, Wilson	GRE	409	Page, Kevin	GRE	368
Rehman, Habib Ms.	CON	362			
Sheikh, Javed	CON	360			
Cranbrook	Turnout 40.2%		Hainault	Turnout 34.3%	
<i>1 LAB gain from CON</i>			<i>3 LAB gain from CON</i>		
Ahmed, Mushtaq*	LAB	2,018	Emmett, Roy	LAB	1,227
Chaudhary, Mahboob*	CON	1,827	Santos, Mark	LAB	1,143
Bola, Varinder	LAB	1,812	Hehir, Joe	LAB	1,035
Wilkes, Laura Ms.	LAB	1,668	Poole, David*	CON	984
Kumar, Ashok*	CON	1,602	Griffin, Ted*	UKIP	900
Firmstone, Richard	CON	1,319	Marks, Melvyn	CON	895
Hughes, Alan	UKIP	276	Aaron, Mark	UKIP	894
Hamlyn, Susan Ms.	LD	244	Ponsonby, Melinda Ms.	CON	873
			Thomas, Kenny	UKIP	818
			Leppert, Julian	BDP	284
			Ali, Hifzur	LD	156
Fairlop	Turnout 37.3%		Loxford	Turnout 38.8%	
<i>No change</i>			<i>No change</i>		
Lambert, Brian*	CON	1,613	Ahmed, Mohammad	LAB	2,472
Ryan, Joyce Ms.*	CON	1,547	Ahmad, Shakil	LAB	2,453
Sharpe, Tom	CON	1,312	Rashid, Taifur	LAB	2,278
Raza, Muhammad	LAB	1,128	Maravala, Filly Ms.*	IND	1,670
Nijjar, Davinder	LAB	1,127	Butt, Saima Ms.	IND	1,382
Younis, Ali	LAB	1,044	Tewari, Virendra Ms.*	IND	1,318
Day-Smith, Gary	UKIP	811	Chaudhary, Adnan	CON	328
Seymour, Jonathan	UKIP	780	Balcomb, Mark	CON	327
Pepe, James	UKIP	721	Speakman, Michael	CON	319
Hunt, Claire Ms.	LD	233			
Fullwell	Turnout 38.6%		Mayfield	Turnout 39.5%	
<i>No change</i>			<i>No change</i>		
Bromiley, David	CON	1,593	Athwal, Jas*	LAB	2,731
Hayes, Nick*	CON	1,409	Flint, Kay Ms.*	LAB	2,620
Haran, Jeevah	CON	1,389	Parkash, Ayodhiya*	LAB	2,597
Stone, Chris	LAB	1,303	Chaudhary, Kaiser	CON	1,034
Panesar, Baljit	LAB	1,265	Fynn, Pauline Ms.	CON	928
Ofer, Tal	LAB	1,263	Patel, Nisha Ms.	CON	904
Kellman, Jim	UKIP	742	Winborne, Pamela Ms.	LD	260
Moth, Harold*	IND	658			
Black, Dominic	LD	329			

Monkhams	Turnout 40.1%		Snaresbrook	Turnout 40.2%	
<i>No change</i>			<i>No change</i>		
Huggett, Linda Ms.*	CON	2,188	Nolan, Suzanne Ms.*	CON	1,724
O'Shea, Jim*	CON	2,011	Cronin, Colin	CON	1,686
Stark, Michael*	CON	2,003	Cummins, Chris*	CON	1,643
Crook, Anne Ms.	LD	692	Eglin, Sophia Ms.	LAB	1,497
Pearce, Elizabeth Ms.	LAB	513	Eglin, Gregor	LAB	1,468
Cracknell, David	LD	509	Hokam-Dahd, Imraan	LAB	1,161
Pearce, David	LAB	481	Fink, Deborah Ms.	GRE	590
Warwick, Steven	LD	471	Swallow, Malcolm	LD	284
White, Francis	LAB	439	Bruck, David	LD	280
Reynolds, Theresa Ms.	GRE	372	Chetinkaya, Levent	LD	209
Newbury	Turnout 39.2%		Valentines	Turnout 38.7%	
<i>No change</i>			<i>1 LAB gain from LD</i>		
Jeyaranjan, Thavathuray*	LAB	2,821	Hatfull, Ross*	LAB	1,822
Sharma, Dev*	LAB	2,766	Chowdhury, Khayer	LAB	1,820
Norman, Elaine Ms.*	LAB	2,616	Hussain, Farah Ms.	LAB	1,760
Hussain, Afsor	CON	1,673	Patel, Shoab*	LD	1,477
Thurairajah, Vijay	CON	1,393	Islam, Farrukh	LD	1,207
Quddos, Zeb	CON	1,186	Wicks, Paul	LD	1,107
Mann, Susan Ms.	LD	434	Sharma, Atul	CON	603
Roding	Turnout 40.6%		Howes, James	CON	595
<i>1 CON gain from LD</i>			Chan, Sim	CON	500
Bond, Ian*	LD	1,181	Sahota, Gurdeep	GRE	346
Deakins, Gwyneth Ms.*	LD	1,162	Scotland, Barrymore	IND	147
Blaber, Sarah Ms.	CON	1,053	Wanstead	Turnout 46.9%	
Caine, Ben	CON	980	<i>2 LAB gains from CON</i>		
Teahan, Michael	LD	980	Bain, Sheila Ms.	LAB	1,964
Barnard, Joe	LAB	977	Merry, Paul	LAB	1,739
Noor, Mohammed	LAB	810	Dunn, Michelle Ms.*	CON	1,692
Sian, Prerna Ms.	CON	809	Nkafu, Julius	LAB	1,534
Siddique, Rahman	LAB	786	Halstead, Stuart	CON	1,412
Thurston, Chris	UKIP	602	Uddin, Imam	CON	1,133
Marshall, Susanne Ms.	GRE	359	Gunstock, Ashley	GRE	775
Seven Kings	Turnout 39.9%		Mendoza, Lawrence	UKIP	609
<i>No change</i>			Cornish, Janet Ms.	LD	398
Bellwood, Stuart*	LAB	2,678	Clare, Richard	LD	318
Littlewood, Bob*	LAB	2,564	Nankivill, Mark	LD	185
Nijjar, Baldesh	LAB	2,480			
Ashraf, Mosharaf	CON	1,191			
Hai, Ali	CON	912			
Kothia, Sadiq	LD	897			
Haddad, Aceil	CON	746			
Staight, Gary	LD	524			

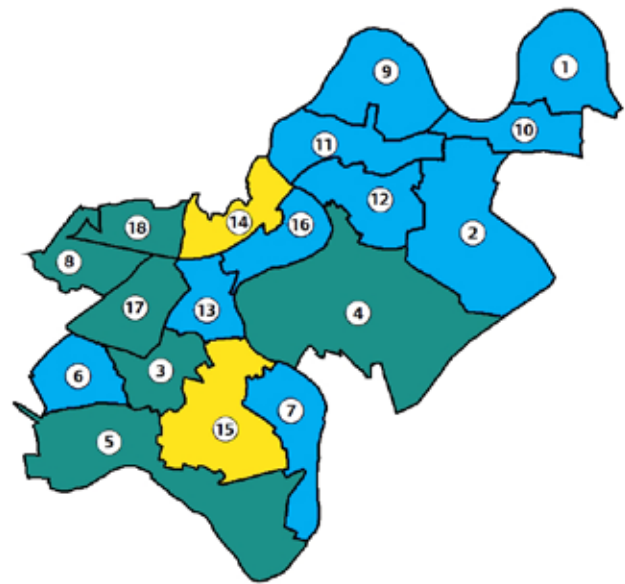
By-elections

Chadwell		Turnout 25.5%	Aldborough		Turnout 24.7%
<i>08 July 2010</i>		<i>No change</i>	<i>10 November 2011</i>		<i>No change</i>
Streeting, Wes	LAB	800	Thiara, Debbie Ms.	LAB	1,436
Munro, Gary I.	CON	580	Marks, Melvyn	CON	1,071
Tyne, John C.	LD	576	Greaves, Christopher	LD	87
Chowdhry, Wilson	GRE	413	Wiffen, Paul	UKIP	83
Leppert, Julian P. Ms.	BNP	115	Durdle, Clive	GRE	64
Wiffen, Paul K.	UKIP	54	Warville, Danny	BNP	34
<i>Disqualification of Gittens, Mark (LAB)</i>			<i>Resignation of Figg, Mike (LAB)</i>		

Richmond upon Thames

Conservative administration

1 Barnes	10 Mortlake and Barnes Common
2 East Sheen	11 North Richmond Hill
3 Fulwell and Hampton	12 South Richmond
4 Ham, Petersham and Richmond Riverside	13 South Twickenham
5 Hampton	14 St. Margarets and North Twickenham
6 Hampton North	15 Teddington
7 Hampton Wick	16 Twickenham Riverside
8 Heathfield	17 West Twickenham
9 Kew	18 Whitton



■	Conservative
■	Liberal Democrat
■	Conservative/Liberal Democrat

State of the parties, 1964-2014

	CON	LAB	LD	other	total
22.5.14	39	-	15	-	54
6.5.10	30	-	24	-	54
4.5.06	18	-	36	-	54
2.5.02	39	-	15	-	54
7.5.98	14	4	34	-	52
5.5.94	7	2	43	-	52
3.5.90	4	-	48	-	52
8.5.86	3	-	49	-	52
6.5.82	26	-	26	-	52
4.5.78	34	-	18	-	52
4.5.74	36	8	10	-	54
13.5.71	37	14	3	-	54
9.5.68	54	-	-	-	54
7.5.64	41	12	-	1	54

% share of the poll, 1964-2014

	% poll	CON	LAB	LD	other
22.5.14	46.1	39.6	11.0	28.0	21.3
6.5.10	73.0	42.1	9.0	40.1	8.8
4.5.06	51.1	39.0	5.6	44.8	10.6
2.5.02	39.9	44.2	13.8	35.8	6.1
7.5.98	45.0	35.9	20.8	42.4	0.9
5.5.94	55.6	35.2	18.2	46.4	0.3
3.5.90	59.7	34.1	14.4	46.4	5.2
8.5.86	58.9	34.6	12.2	51.9	1.3
6.5.82	59.4	44.0	9.5	45.4	1.1
4.5.78	58.2	46.3	16.0	37.5	0.2
4.5.74	50.7	40.8	27.8	31.1	0.3
13.5.71	45.0	45.0	37.9	15.4	1.7
9.5.68	42.8	61.2	20.1	16.5	2.2
7.5.64	47.5	50.5	31.4	16.8	1.3

General statistics

		Richmond upon Thames	London
Electorate	May 2014	138,824	5,878,824
	May 2010	138,317	5,689,223
Resident population aged 18 and over	Mid 2014	148,000	6,597,100
	Mid 2010	145,800	6,318,000
Estimated % unemployed	2013/14	4.5	8.2
	2009/10	5.3	9.1
Band 'D' council tax	May 2014	£1,590	£1,302
	May 2010	£1,597	£1,309

% share of the poll

	Date	%poll	CON	LAB	LD	GRE	BNP	UKIP	IND	REA	Others
Barnes	22.5.14	43.9	55.8	11.0	18.6	14.6	-	-	-	-	-
	6.5.10	73.2	56.5	8.8	34.6	-	-	-	-	-	-
East Sheen	22.5.14	48.8	55.7	10.7	18.6	14.9	-	-	-	-	-
	6.5.10	78.7	51.0	6.0	31.2	11.9	-	-	-	-	-
Fulwell and Hampton Hill	22.5.14	44.7	35.7	12.0	37.8	14.6	-	-	-	-	-
	6.5.10	73.7	31.9	9.2	45.7	13.3	-	-	-	-	-
Ham, Petersham & Richmond Riverside	22.5.14	50.0	35.0	9.2	35.6	11.5	-	8.7	-	-	-
	6.5.10	71.8	37.4	6.5	41.3	10.6	-	4.2	-	-	-
Hampton	22.5.14	48.4	30.4	8.9	35.6	12.6	-	12.5	-	-	-
	6.5.10	75.5	40.6	8.2	51.2	-	-	-	-	-	-
Hampton North	22.5.14	43.4	42.2	11.5	22.7	10.9	-	12.8	-	-	-
	6.5.10	68.3	42.2	9.9	43.0	5.0	-	-	-	-	-
Hampton Wick	22.5.14	42.1	48.3	14.2	17.9	19.5	-	-	-	-	-
	6.5.10	72.9	43.2	9.2	32.8	14.8	-	-	-	-	-
Heathfield	22.5.14	44.4	28.0	18.5	27.6	8.3	-	17.5	-	-	-
	6.5.10	66.7	35.6	15.1	42.4	-	6.9	-	-	-	-
Kew	22.5.14	52.7	44.2	7.5	31.2	12.2	-	-	4.9	-	-
	6.5.10	77.0	46.0	8.3	45.7	-	-	-	-	-	-
Mortlake and Barnes Common	22.5.14	46.4	46.4	9.6	21.3	10.6	-	-	12.0	-	-
	6.5.10	73.1	41.8	7.1	31.3	11.1	-	-	8.7	-	-
North Richmond	22.5.14	46.2	41.6	10.1	28.3	12.8	-	7.2	-	-	-
	3.5.12	52.4	43.2	9.1	39.5	5.1	-	-	3.1	-	-
	6.5.10	72.9	46.9	9.4	43.7	-	-	-	-	-	-
St. Margarets and North Twickenham	22.5.14	47.7	30.7	9.2	37.0	14.8	-	8.2	-	-	-
	6.5.10	75.8	37.2	7.3	40.1	9.8	-	-	5.6	-	-
South Richmond	22.5.14	43.5	48.2	10.2	18.6	15.3	-	7.7	-	-	-
	6.5.10	72.5	54.1	8.5	37.5	-	-	-	-	-	-
South Twickenham	22.5.14	43.3	43.3	14.2	24.2	18.2	-	-	-	-	-
	6.5.10	69.5	38.7	8.5	33.8	11.7	-	-	7.2	-	-
Teddington	22.5.14	47.8	33.1	9.9	37.1	12.4	-	7.5	-	-	-
	6.5.10	75.5	40.5	10.1	49.4	-	-	-	-	-	-
Twickenham Riverside	22.5.14	45.9	37.0	10.1	30.7	14.9	-	7.2	-	-	-
	6.5.10	71.9	40.9	9.8	34.7	14.6	-	-	-	-	-
West Twickenham	22.5.14	43.3	29.8	13.4	32.5	13.5	-	10.8	-	-	-
	6.5.10	71.0	39.5	12.3	48.2	-	-	-	-	-	-
Whitton	22.5.14	47.9	31.9	9.9	24.5	7.0	-	14.6	12.1	-	-
	6.5.10	72.7	33.0	10.5	38.9	-	5.3	-	12.3	-	-

Results**Barnes****Turnout 43.9%***No change*

Palmer, Rita G. S. Ms.*	CON	1,852
Hodgins, Paul C.*	CON	1,844
Percival, Christine C. Ms.*	CON	1,840
Emerson, Merlene Ms.	LD	654
Rampton, Carolyn M. Ms.	LD	617
Howell, John A. R.	LD	574
Ridley, Matthew	GRE	484
Cooper, Frank A.	LAB	406
Patel, Su Ms.	LAB	373
Graystone, David P.	LAB	315

East Sheen**Turnout 48.8%***No change*

True, Nicholas E. Lord*	CON	2,159
Marcel, Brian A.	CON	2,128
Thompson, Robert S.	CON	1,995
Catchpole, Timothy M.	LD	790
Macbean, Nicola C. Ms.	LD	725
Lang, Helena Ms.	LD	586
Hegarty, Simon C.	GRE	561
Miles, David	LAB	410
Turner-Morris, Elisabeth Ms.	LAB	404
Freedman, Mike	LAB	393

Fulwell and Hampton Hill**Turnout 44.7%***1 CON gain from LD*

Cardy, Jonathan M.	LD	1,328
Elloy, Jerry	LD	1,282
Boyle, Mark A. V.	CON	1,260
Broughton, Joe	CON	1,171
Sear, Dan	LD	1,142
Hollis, Dabbie Ms.	CON	1,119
Saunders, Monica J. Ms.	GRE	555
Gray, Sally Ms.	GRE	481
Roberts, Sandra J. Ms.	LAB	439
Dollin, Daniel C.	GRE	411
Nixon, Graham R.	LAB	383
Wyatt, Jenifer M. Ms.	LAB	366

Ham, Petersham & Richmond Riverside**Turnout 50.0%***2 CON gains from LD*

Frost, Penelope E. Ms.	LD	1,341
Loveland, Jean Ms.	CON	1,319
Tippett, Sarah V. Ms.	CON	1,316
Williams, David R.	LD	1,299
Miller, Brian P.	LD	1,266
Joyce, Seamus	CON	1,208
Frieze, Andree M.	GRE	420
Keen, Sandra G. Ms.	LAB	401
Sparrow, David	UKIP	342
Fawcett, Chris	LAB	326
Naz, Sam Ms.	UKIP	316
Vanneck-Surplice, Teresa Ms.	UKIP	300
Rollin, Laura Ms.	LAB	284

Hampton**Turnout 48.4%***1 CON gain from LD*

Roberts, Gareth D.*	LD	1,578
Nicholson, Suzette B. Ms.*	LD	1,570
Sale, Petra Ms.	CON	1,341
Davies, Mark	CON	1,244
Popalzi, Nuriyeh Ms.	LD	1,241
Ikeazor, Nathaniel N.	CON	1,157
Wood, Felix C.	GRE	519
Corner, Alex	UKIP	512
Mills, Margaret M. T. Ms.	LAB	394
Makepeace, Donald	LAB	387
Roberts, Howard D.	LAB	319

Hampton North**Turnout 43.4%***2 CON gains from LD*

Samuel, Geoffrey J.*	CON	1,390
Howard, Kate Ms.	CON	1,313
Seymour, Martin J.	CON	1,280
Day, Ellen Ms.*	LD	756
Thornton, Darren M.*	LD	700
Coelho, Avril P. Ms.	LD	686
Mackie, Michael J.	UKIP	416
Maloney, Michael J.	UKIP	397
Rodwell, Paul D.	UKIP	396
Spawls, Louisa M. Ms.	LAB	379
Butters, Jane Ms.	LAB	372
Von Ruhland, Catherine E. A. Ms.	GRE	342
Thrower, John H.	LAB	334

Hampton Wick		Turnout 42.1%	Mortlake and Barnes Common	Turnout 46.4%
<i>No change</i>			<i>No change</i>	
Arbour, Tony*	CON	1,870	Curran-Stockley, Gemma L. A. Ms.	CON 1,844
Mathias, Tania W. Ms.*	CON	1,708	Avon, Paul M.	CON 1,809
Evans, Gareth J.*	CON	1,586	Martin, Richard R.	CON 1,630
Bangham, Michael J.	GRE	696	Dingemans, Michael	LD 907
Chard, James H.	LD	676	Dyer, Hong L. Ms.	LD 856
Gee, Chris	LD	647	Mcnulty-Howard, Anton C. P.	LD 665
Goodrich, Mark B.	LD	593	Page, James	GRE 500
Loewenstein, Caroline A. Ms.	LAB	522	Danciger, Simon L.	IND 454
Ward, Gerard E.	LAB	520	Aldridge, Steph Ms.	GRE 436
Nixon, Sheila D. Ms.	LAB	474	Griffiths, Leonard J.	LAB 386
			Ata, Ayar	LAB 383
			Somers, Derek G.	LAB 326
			Breslin, Anthony	GRE 275
Heathfield		Turnout 44.4%	North Richmond	Turnout 46.2%
<i>1 CON gain from LD</i>			<i>No change</i>	
Coombs, John W. G.*	LD	1,147	Blakemore, Lisa C. Ms.*	CON 1,632
Butler, Alan D.*	CON	1,126	Buter, Margaret Ms.	CON 1,593
Hambidge, Annie Ms.	CON	1,088	Speak, Stephen G. M.*	CON 1,515
Cobb, Rosy Ms.	LD	1,019	Ward, Emily K. Ms.	LD 1,086
Wilson, Michael R.	LD	935	Robson, Rosina J. Ms.	LD 1,080
Shaukat, Saba Ms.	CON	933	Pyne, Richard H.	LD 1,057
Evans, Rhonda Ms.	LAB	755	Williams, Tanya R. Ms.	GRE 484
Newbery, Robert J.	LAB	717	Marder, Barnaby J. L.	LAB 386
Christie, Andrew D. W.	UKIP	653	Risner, Pamela J. Ms.	LAB 383
Owen, Craig	LAB	609	Jaimongal, Anthony J.	LAB 380
Smith, Stephen P.	GRE	311	Perrin, Raymond A.	UKIP 295
			Sosnierz, Jack	UKIP 250
Kew		Turnout 52.7%	St. Margarets and North Twickenham	Turnout 47.7%
<i>1 CON gain from LD</i>			<i>1 LD gain from CON</i>	
Bond, Meena Ms.*	CON	2,101	Acton, Geoff	LD 1,729
Linnette, David R.*	CON	1,983	Khosa, Ben	LD 1,564
Horner, Monica A. Ms.	CON	1,902	Ehmann, Alexander C.	LD 1,469
Burford, J-F*	LD	1,601	Healy, Suzanne Ms.	CON 1,413
Mogilner, Catrin Ms.	LD	1,404	Harrison, Chris	CON 1,384
Sosnowski, Leon	LD	1,223	Parker, Luke R.	CON 1,165
Webster, Andrew P. H.	GRE	552	Munro, Alick	GRE 637
James, Gareth K.	LAB	348	Banaji, Penelope J. Ms.	LAB 466
Leons-Marder, Pamela Ms.	LAB	338	Nieper, Anthony R.	LAB 409
Eades, Tony	LAB	337	Ferguson-Jones, Martyn	UKIP 353
Harrison, Jane Ms.	IND	221	Tutchell, Derek J. A.	LAB 316

South Richmond			Twickenham Riverside		
<i>No change</i>			<i>No change</i>		
Fleming, Pamela A. Ms.*	CON	1,866	Chappell, Susan M. Ms.*	CON	1,485
Buckwell, Peter E.	CON	1,793	Dias, Benedict	CON	1,293
O'Malley, Thomes K.*	CON	1,665	Hill, Helen R. Ms.	CON	1,267
Hennessy, Serena A. Ms.	LD	788	Burningham, Susan M. Ms.	LD	1,187
Lloyd, Susan H. Ms.	LD	684	Howes, Sue Ms.	LD	1,142
Pilkington, Andrew D.	LD	581	Crouch, Roger M.	LD	1,027
Nash, Elizabeth J. Ms.	GRE	564	Page, Anne M. Ms.	GRE	544
Caton, Brian L.	LAB	408	Lane, Deborah Ms.	LAB	378
Horrocks, Matthew D.	LAB	400	Gladstone, Adam	LAB	375
Patel, Sachin	LAB	321	Harley, David	LAB	355
Leon, Robert A.	UKIP	283	Naylor, Scott*	UKIP	293
			Meagher, Sarah J. Ms.	UKIP	254
			Edwards, Barry	UKIP	235
South Twickenham			West Twickenham		
<i>No change</i>			<i>1 CON gain from LD</i>		
Head, Clare O. Ms.*	CON	1,621	Allen, Piers R.*	LD	1,249
Porter, David R.*	CON	1,551	Lee-Parsons, Helen Ms.*	LD	1,209
Marlow, David J.*	CON	1,480	Boulton, Jane Ms.	CON	1,133
Christien, Dawny Ms.	LD	918	Fevrier, Reuben	CON	1,105
Butlin, Michael	LD	914	Pollesche, Lesley E. Ms.*	LD	1,030
Membery, York	LD	767	Woolnough, Graham	CON	966
Locke, Diana Ms.	GRE	652	Browning, Neil R.	LAB	520
Carpenter, James J.	LAB	521	Howard, Lisa Ms.	GRE	482
Mcgawn Lees, Beatriz Ms.	LAB	504	Tanto, Paul	LAB	474
Guichard, Stephen J.	LAB	502	Mccabe, Peter	LAB	446
			Lailey, Richard G.	UKIP	405
			Moodie, Jamie A.	UKIP	367
Teddington			Whitton		
<i>No change</i>			<i>1 CON gain from LD</i>		
Churchill, Jennifer Ms.*	LD	1,587	Elliott, Gareth*	CON	1,427
Elengorn, Martin D.*	LD	1,514	Healy, Grant	CON	1,129
Knight, Stephen J.*	LD	1,497	Jaeger, Liz Ms.*	LD	1,104
Foster, Elizabeth Ms.	CON	1,447	Hope, Marc	CON	1,082
Hollis, Jon	CON	1,356	Juriansz, Alan M.	LD	902
Lamb, Simon	CON	1,296	Topol, Steven J.	LD	796
Sanders-Barwick, Mark	GRE	512	Orchard, Douglas	UKIP	555
Ould, Cheryl C. Ms.	LAB	425	H, Paul	IND	469
Sims, Michelle Ms.	LAB	414	Wilton, Neil R.	IND	455
Tutchell, Eva Ms.	LAB	385	Barber, Alan	LAB	425
Stockford, Dominic F.	UKIP	308	Batey, Stephen J.	LAB	390
			Low, Sampson E. D.	LAB	315
			Majainah, Rustam G.	GRE	267

By-election**North Richmond****Turnout 52.4%***03 May 2012**No change*

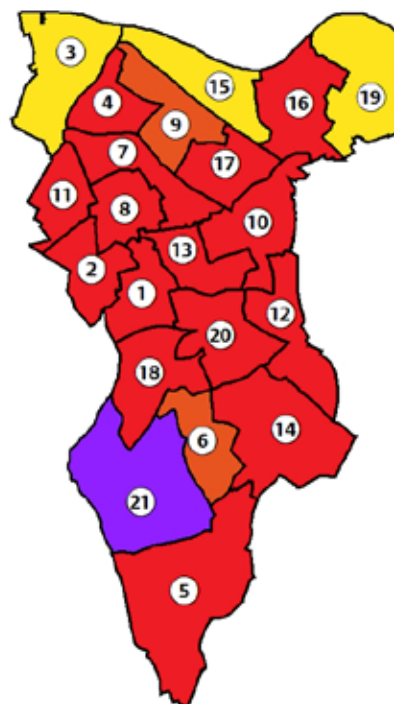
Speak, Stephen	CON	1,733
Dodds, Jane Ms.	LD	1,587
Caton, Brian	LAB	364
Page, James R.	GRE	206
Cranfield-Adams, Marc L.	IND	123

Resignation of Montague, Richard J. (CON)

Southwark

Labour administration

1	Brunswick Park	12	Nunhead
2	Camberwell Green	13	Peckham
3	Cathedrals	14	Peckham Rye
4	Chaucer	15	Riverside
5	College	16	Rotherhithe
6	East Dulwich	17	South Bermondsey
7	East Walworth	18	South Camberwell
8	Faraday	19	Surrey Docks
9	Grange	20	The Lane
10	Livesey	21	Village
11	Newington		



■	Labour
■	Liberal Democrat
■	Conservative/Labour
■	Labour/Liberal Democrat

State of the parties, 1964-2014

	CON	LAB	LD	other	total
22.5.14	2	48	13	-	63
6.5.10	3	35	25	-	63
4.5.06	6	28	28	1	63
2.5.02	5	28	30	-	63
7.5.98	4	33	27	-	64
5.5.94	3	34	27	-	64
3.5.90	6	37	21	-	64
8.5.86	6	43	15	-	64
6.5.82	8	53	-	3	64
4.5.78	8	56	-	-	64
4.5.74	4	56	-	-	60
13.5.71	2	58	-	-	60
9.5.68	27	33	-	-	60
7.5.64	6	54	-	-	60

% share of the poll, 1964-2014

	% poll	CON	LAB	LD	other
22.5.14	36.2	12.4	44.9	18.8	24.0
6.5.10	57.8	16.6	40.4	31.0	12.0
4.5.06	33.7	15.5	38.5	32.4	13.6
2.5.02	26.4	13.0	37.2	38.1	11.8
7.5.98	32.9	12.7	43.5	34.2	9.6
5.5.94	37.5	12.8	46.2	39.7	1.3
3.5.90	39.6	20.1	47.6	25.7	6.6
8.5.86	40.8	18.1	50.7	28.8	2.5
6.5.82	34.3	28.5	43.7	24.2	3.6
4.5.78	32.2	36.0	59.0	3.7	1.4
4.5.74	27.2	19.0	69.3	9.7	2.0
13.5.71	31.1	21.8	77.4	0.0	0.7
9.5.68	23.0	51.6	43.9	2.5	2.0
7.5.64	23.6	23.9	70.6	4.4	1.1

General statistics

		Southwark	London
Electorate	May 2014	208,180	5,878,824
	May 2010	196,805	5,689,223
Resident population aged 18 and over	Mid 2014	242,300	6,597,100
	Mid 2010	226,000	6,318,000
Estimated % unemployed	2013/14	10.3	8.2
	2009/10	9.9	9.1
Band 'D' council tax	May 2014	£1,215	£1,302
	May 2010	£1,222	£1,309

% share of the poll

	Date	%poll	CON	LAB	LD	GRE	BNP	UKIP	IND	REA	Others
Brunswick Park	22.5.14	36.2	9.4	56.0	7.0	17.1	-	-	-	-	10.5
	<i>10.3.11</i>	<i>34.2</i>	<i>4.2</i>	<i>65.1</i>	<i>20.7</i>	<i>7.6</i>	-	-	-	-	<i>2.3</i>
	6.5.10	58.3	11.0	53.3	21.5	14.2	-	-	-	-	-
Camberwell Green	22.5.14	32.2	7.2	57.4	4.7	11.5	-	8.4	-	-	10.8
	6.5.10	53.7	10.0	60.0	16.3	7.4	-	-	-	-	6.3
Cathedrals	22.5.14	31.3	11.6	28.9	39.4	11.5	-	8.6	-	-	-
	6.5.10	52.3	15.4	26.0	42.4	11.8	-	-	4.4	-	-
Chaucer	22.5.14	35.0	9.0	40.1	31.3	16.7	-	-	-	-	2.9
	6.5.10	54.7	15.6	35.8	41.1	7.5	-	-	-	-	-
College	22.5.14	46.4	30.8	54.2	5.6	9.4	-	-	-	-	-
	6.5.10	67.8	33.3	36.4	22.0	8.4	-	-	-	-	-
East Dulwich	22.5.14	43.4	8.4	33.4	37.5	15.3	-	5.3	-	-	-
	6.5.10	70.9	14.1	32.5	43.9	9.5	-	-	-	-	-
East Walworth	22.5.14	36.0	7.3	48.4	17.3	13.9	-	-	4.6	-	8.5
	<i>29.11.12</i>	<i>25.4</i>	<i>4.0</i>	<i>53.4</i>	<i>42.6</i>	-	-	-	-	-	-
	6.5.10	56.5	11.0	43.1	37.4	8.5	-	-	-	-	-
Faraday	22.5.14	32.0	9.1	63.4	5.5	11.1	-	-	-	-	10.8
	6.5.10	51.7	11.9	60.8	17.3	6.4	-	-	-	-	3.7
Grange	22.5.14	30.9	13.3	28.9	29.9	10.7	-	14.8	-	-	2.5
	6.5.10	52.7	18.6	27.1	41.0	13.4	-	-	-	-	-
Livesey	22.5.14	31.5	6.9	57.8	6.9	10.3	-	13.8	-	-	4.4
	6.5.10	55.1	10.0	59.4	25.8	4.9	-	-	-	-	-
Newington	22.5.14	40.7	7.1	50.8	22.5	11.5	-	-	5.2	-	2.8
	6.5.10	57.0	10.5	39.3	38.5	7.7	-	-	3.9	-	-
Nunhead	22.5.14	34.3	7.9	59.9	5.5	17.0	-	-	-	-	9.7
	6.5.10	55.6	13.8	55.7	19.6	10.9	-	-	-	-	-
Peckham	22.5.14	31.3	6.0	65.2	4.1	9.8	-	6.5	-	-	8.4
	<i>7.7.11</i>	<i>25.5</i>	<i>3.4</i>	<i>70.1</i>	<i>22.1</i>	<i>1.8</i>	-	-	-	-	<i>2.5</i>
	6.5.10	53.3	8.6	64.9	15.3	5.5	-	-	5.7	-	-
Peckham Rye	22.5.14	38.4	14.5	55.8	8.2	19.7	-	-	-	-	1.8
	6.5.10	67.1	14.0	42.3	33.7	10.1	-	-	-	-	-
Riverside	22.5.14	34.1	14.9	18.7	40.6	12.5	-	11.4	-	-	2.0
	6.5.10	54.2	27.2	22.8	39.3	10.7	-	-	-	-	-
Rotherhithe	22.5.14	34.8	9.3	35.4	24.3	13.3	-	15.0	-	-	2.6
	6.5.10	53.4	17.7	27.7	35.5	10.7	-	-	8.4	-	-
South Bermondsey	22.5.14	37.7	5.0	36.2	32.1	8.1	-	15.8	-	-	2.8
	6.5.10	50.8	14.1	32.2	36.3	7.4	10.0	-	-	-	-
South Camberwell	22.5.14	39.6	11.0	54.3	8.1	19.2	-	-	2.3	-	5.1
	6.5.10	63.5	13.6	48.3	20.8	17.4	-	-	-	-	-
Surrey Docks	22.5.14	32.9	19.2	22.2	28.9	13.8	-	15.8	-	-	-
	6.5.10	55.4	26.6	17.3	43.8	8.8	-	-	3.6	-	-
The Lane	22.5.14	35.5	10.8	55.9	6.8	22.2	-	-	-	-	4.2
	<i>5.5.11</i>	<i>39.6</i>	<i>10.2</i>	<i>64.4</i>	<i>11.4</i>	<i>11.4</i>	-	-	-	-	<i>2.6</i>
	6.5.10	59.0	12.4	50.1	21.9	15.6	-	-	-	-	-
Village	22.5.14	50.6	35.1	33.0	14.4	11.7	-	5.8	-	-	-
	6.5.10	74.2	32.6	26.7	30.2	10.5	-	-	-	-	-

Results

Brunswick Park			Turnout 36.2%		Cathedrals			Turnout 31.3%	
<i>No change</i>					<i>No change</i>				
Burgess, Rahda E. Ms.	LAB	2,102	Morris, Adele*	LD	1,642				
Williams, Mark*	LAB	1,861	Noakes, David*	LD	1,562				
Wingfield, Ian*	LAB	1,815	Linforth-Hall, Maria R. Ms.	LD	1,518				
Fidgett, Alexis	GRE	643	Heys, Tom	LAB	1,216				
Spring, Andy	GRE	576	Dennis, Helen Ms.	LAB	1,210				
Masters-Kelly, Conor	GRE	546	Islam, Sirajul	LAB	1,037				
Blake, Jennifer Ms.	APP	360	Concepcion, Charlene Ms.	GRE	512				
Phillips, Stephen G. B.	CON	347	Collins, Laura A. Ms.	CON	509				
Wood, Rebecca Ms.	CON	342	Duckworth, James	GRE	473				
Dawson, Elizabeth Ms.	LD	287	Webster, James L. W.	CON	454				
Thurogood-Hyde, Tomas W.	CON	283	Lyons, Eleanor J. Q. Ms.	CON	423				
Swidlicki, Pawel K. A.	LD	230	Whitehead, Ciaran	GRE	394				
Zuleta, Lorraine Ms.	LD	201	Murray, Peter J.	UKIP	343				
Camberwell Green			Turnout 32.2%		Chaucer			Turnout 35.0%	
<i>No change</i>					<i>2 LAB gains from LD</i>				
Flynn, Tom	LAB	2,141	Maugham, Claire Ms.	LAB	1,765				
Dixon-Fyle, Dora Ms.*	LAB	2,124	Eastham, Karl D.	LAB	1,758				
Williams, Kieron	LAB	1,933	Luthra, Vijay	LAB	1,645				
Beresford, Tracey E. Ms.	GRE	525	Clark, Poddy*	LD	1,475				
Evans, David	GRE	360	Houngbo, William	LD	1,283				
Friel, Rosemary P. Ms.	GRE	354	Mcnally, Tim*	LD	1,276				
Canto, Mark D.	UKIP	302	Blackman, Paul	GRE	719				
Hayward, Robert A.	CON	277	Packer, Tom	CON	420				
Hann, Colin W. A.	CON	271	Didier-Garnham, Suzie A. Ms.	CON	414				
Adewale, Terry	APP	245	Woodrow, Russell V.	CON	330				
Lee, Penny Ms.	LD	236	Linacre, Emma K. Ms.	TUSC	124				
Thompson, Marjorie E. Ms.	CON	225							
Ellis, James	TUSC	143	College	Turnout 46.4%					
Orso, Georgina Ms.	LD	140	<i>1 LAB gain from CON</i>						
Malins, Richard W.	LD	136	Hayes, Helen E. Ms.*	LAB	2,287				
			Simmons, Andy*	LAB	2,070				
			Hartley, Jon	LAB	1,987				
			Robinson, Lewis*	CON	1,286				
			Chatli, Lindsay Ms.	CON	1,174				
			Millson, Stuart R. L.	CON	1,137				
			Lothian, Kirsty A. Ms.	GRE	389				
			Goodman, Robert N.	GRE	370				
			Vincent, Jamie	GRE	346				
			Connolly, Theresa P. Ms.	LD	230				
			Gardner, Brigid C. Ms.	LD	219				
			Hedley, John	LD	201				

East Dulwich			Turnout 43.4%		Faraday			Turnout 32.0%	
<i>1 LAB gain from LD</i>					<i>No change</i>				
Barber, James*	LD	1,667	Lauder, Lorraine Ms.*	LAB	1,590				
Shimell, Rosie Ms.*	LD	1,441	Fleming, Paul W.	LAB	1,567				
Smith, Charlie	LAB	1,342	Garfield, Dan*	LAB	1,508				
Morshead, Katharine M. Ms.	LAB	1,298	Ades, Rose Ms.	GRE	302				
Mitchell, Jonathan S.*	LD	1,298	Prieg, Lynda Ms.	GRE	262				
Bakharia, Cassim	LAB	1,279	Pocock, Ian	GRE	251				
Armour, Sophie Ms.	GRE	702	Eckersley, Toby	CON	245				
Taubin, Abby Ms.	GRE	636	Morrison, Loanna Ms.	CON	216				
Chaplin, Paul	GRE	463	Furze, David C.	CON	210				
Broomhead, Alan	CON	352	Conteh, Gibrill	APP	171				
Lyons, Joseph A.	CON	346	Atako, Juliet Ms.	APP	163				
Okparaocha, Edith I.	CON	294	Ladipo, Jelil	LD	163				
Stanbury, Linda Ms.	UKIP	208	Mustoe, Sarah Ms.	LD	139				
			Kanumansa, Alhaji	APP	124				
			Edwards, Tracy Ms.	TUSC	113				
			Shimell, Laurence R.	LD	106				
East Walworth			Turnout 36.0%		Grange			Turnout 30.9%	
<i>No change</i>					<i>1 LAB gain from LD</i>				
Lury, Rebecca Ms.*	LAB	1,693	Green, Lucas	LAB	1,160				
Merrill, Darren*	LAB	1,549	Johnson, Ben	LD	1,150				
Seaton, Martin*	LAB	1,510	O'Brien, Damian S.	LD	1,071				
Salmon, Jane Ms.	LD	612	Lamb, Octavia M. Ms.	LAB	1,065				
Harper, James M.	LD	552	Walsh, Helen V. Ms.	LD	1,052				
Beckley, Daniel	LD	537	Oyewole, Emmanuel	LAB	942				
Draper, Joshua	GRE	454	Ferguson, Robert M.	CON	545				
Kemp, Philip H.	CON	257	Curran, Patrick J.	UKIP	540				
Salisbury, Emma C. G. Ms.	CON	249	Spencer, Ben	CON	513				
Tutt, Andre L. Ms.	CON	213	Denley, Mark	GRE	456				
Dewsbury, Magnus	TUSC	164	Evers, Jason H.	GRE	398				
Carrington, Lucy Ms.	IND	150	Twinn, Ian D.	CON	396				
Obisesan, Tess Ms.	APP	113	Thompson, Daniel	GRE	314				
			Dillon, Arti	TUSC	91				

Livesey	Turnout 31.5%		Peckham	Turnout 31.3%	
<i>No change</i>			<i>No change</i>		
Livingstone, Richard*	LAB	1,965	Hargrove, Barrie J.*	LAB	2,126
Akoto, Evelyn Ms.	LAB	1,873	Situ, Johnson	LAB	1,995
Situ, Michael*	LAB	1,817	Soanes, Cleo Ms.*	LAB	1,903
Turner, Brian D.	UKIP	449	Cole, Donald	APP	327
Nicholson, William	GRE	343	Diniz, Sal Ms.	GRE	313
Secretan, Tom	GRE	330	Machado, Pedro M.	GRE	297
Percik, David	LD	251	Prikken, Ingrid	GRE	294
Callen, Charles S.	LD	248	Foster, Sharon R. Ms.	APP	239
Fordham, Derek C.	CON	242	Yusuff, Mariam Ms.	APP	215
Fordham, Margaret E. Ms.	CON	217	Lansana, Eric	CON	209
Salter, Michael L. R.	CON	216	Field, Christopher L.	UKIP	201
Shiely, Indira	LD	177	Maclaren, Jane S. Ms.	CON	182
Pougin, Denis	APP	142	Oyewunmi, Ola Ms.	LD	175
			Ward, Josephine M. Ms.	CON	166
			Shearman, Richard H.	LD	106
			Taras, Christopher C.	LD	96
Newington	Turnout 40.7%		Peckham Rye	Turnout 38.4%	
<i>1 LAB gain from LD</i>			<i>No change</i>		
Anderson, Maisie Ms.	LAB	2,299	Hamvas, Renata*	LAB	2,084
Coyle, Neil*	LAB	2,280	Edwards, Gavin*	LAB	2,066
Kerslake, Eleanor A. Ms.	LAB	2,122	Mills, Victoria Ms.*	LAB	2,064
Lyne, Ciaran	LD	1,035	Bennett, Gerard J.	GRE	789
Scott, Malica	LD	1,019	Seiffert, Rachel A. Ms.	GRE	735
Whitehead, Daniel J.	LD	915	Dunning, Alexander	GRE	669
Lane, Sandra Ms.	GRE	583	Brown, Megan M. K. Ms.	CON	583
Rocher-Purchase, Solveig	GRE	430	Gamester, Nathan A.	CON	523
Carroll, Stewart	CON	351	Pimlott, Adam A.	CON	510
Sampson, Linda J. Ms.	CON	299	Helyar-Cardwell, Victoria Ms.	LD	352
Howard-Lloyd, Colm	CON	284	Miles, Paul G.	LD	291
Rees, Richard	IND	254	Skelly, Bob	LD	271
Evans, Lee D.	IND	205	Okorode, Ediri Ms.	APP	68
Offord, Peter	TUSC	124			
Nunhead	Turnout 34.3%				
<i>No change</i>					
Colley, Fiona Ms.*	LAB	2,229			
Chopra, Sunil*	LAB	1,936			
Rhule, Sandra Ms.	LAB	1,820			
Barbe, Steve	GRE	714			
Remy, Valerie Ms.	GRE	555			
Tapsell, Dave	GRE	435			
Smith, Althea Ms.*	APP	323			
Clarke, Robert J.	CON	298			
Chan, Gerald	CON	255			
Chathli, Harry	CON	237			
Blango, Frances C. Ms.	LD	200			
Melly, Paul T.	LD	189			
Mace, Dolly Ms.	LD	163			

Riverside			South Bermondsey		
<i>No change</i>			<i>3 LAB gains from LD</i>		
Turnout 34.1%			Turnout 37.7%		
Al-Samerai, Anood*	LD	1,589	Dale, Catherine Ms.	LAB	1,464
Mann, Eliza P. Ms.*	LD	1,465	Pollak, Leo	LAB	1,345
Mccallum, Hamish	LD	1,420	Lambe, Sunny	LAB	1,317
Davey, Edward	LAB	807	Neale, Graham J.*	LD	1,234
Samai, Jonathan	LAB	642	Bukola, Michael A.*	LD	1,214
Sofekun, Mayowa	LAB	610	Kyriacou, Paul A.*	LD	1,211
Dilke, Fisher W. W.	CON	589	Gammon, Max	UKIP	619
Lockwood, Alisa N. Ms.	CON	567	Conway, Dean	UKIP	581
Roland, Jonathan H. M.	CON	481	Orr, Paula Ms.	GRE	306
Lavin, Willam B.	GRE	460	Roberts, Dominic D.	CON	236
Howard, Charlotte G. Ms.	UKIP	429	Sharp, James A.	CON	187
Webber, Jackie Ms.	UKIP	417	Skriczka, Milly Ms.	CON	149
Graca, Fernando A. M.	UKIP	411	Mullins, Bill	TUSC	106
Kandinsky, Gary M. A.	TUSC	72			
Rotherhithe			South Camberwell		
<i>3 LAB gains from LD</i>			<i>No change</i>		
Turnout 34.8%			Turnout 39.6%		
Cryan, Stephanie Ms.	LAB	1,370	King, Sarah Ms.	LAB	1,915
Whittam, Kathleen Ms.	LAB	1,348	John, Peter*	LAB	1,853
Williams, Bill	LAB	1,244	Gonde, Christopher	LAB	1,827
Fearnley, James R.	LD	934	Margolies, Eleanor Ms.	GRE	855
Nelson, Wilma Ms.*	LD	921	Wheeldon, Susie Ms.	GRE	619
Hook, Jeff*	LD	860	Purchase, Chantal Ms.	GRE	509
Pheby, Ian P.	UKIP	561	Barley, Emily J. Ms.	CON	421
Lago, Pat Ms.	UKIP	560	Fox, Damian G.	CON	363
Haves, Emily Ms.	GRE	497	Davison, Graham	CON	351
Ezel, Eren Ms.	CON	377	Hunt, Jonathan	LD	315
Boyle, Pauline M. Ms.	CON	357	Blango, Columba M.	LD	283
Packer, Sam	CON	302	Capstick, Denise M. Ms.	LD	237
Law, Bob	TUSC	109	Hunte, Colin A.	APP	176
Chaffey, Mark	TUSC	88	Carruthers, Amy Ms.	IND	96
			Gray, Russell	IND	70
			Tillyard, James	IND	67

Surrey Docks			Turnout 32.9%		Village		Turnout 50.6%	
<i>No change</i>					<i>1 LAB gain from LD</i>			
Hubber, David C.*	LD	1,039	Mitchell, Michael*	CON	1,604			
Rajan, Lisa E. Ms.*	LD	837	Lyons, Jane B. Ms.	CON	1,572			
Okosun, James	LD	780	Kirby, Anne G. Ms.	LAB	1,554			
Bukenya, Michael J.	LAB	712	Bradbury, David S.	CON	1,464			
Stewart, Charles E.	LAB	697	Rice, Andrew	LAB	1,441			
Anderson, John	CON	655	Taylor, Simon	LAB	1,380			
Shillito, Imogen Ms.	LAB	632	Hilton, Robin A. C.	LD	948			
Fox, Simon J.	CON	562	Halfyard, Adrian	GRE	577			
Myers, Rupert E. F.	CON	548	Gurling, James C.	LD	549			
Prescott, Toby	UKIP	502	Caldecott, Edmund	GRE	500			
Kearns, Jacqueline E. Ms.	GRE	486	Jennings, David	GRE	470			
Hellings, John	UKIP	468	Niazi, Harry	LD	405			
Olivier, Jessica A. Ms.	GRE	360	King, Michael J.	UKIP	258			
The Lane			Turnout 35.5%					
<i>No change</i>								
Ali, Jasmine Ms.	LAB	2,369						
Dolezal, Nick*	LAB	2,064						
Mohammed, Jamille	LAB	1,967						
Plodowski, Anna Ms.	GRE	987						
Chance, Tom	GRE	876						
Van Der Stoep, Remco	GRE	681						
Foreman, Rebecca M. Ms.	CON	457						
Joseph, Barry N.	CON	437						
Upadhyay, Ami Ms.	CON	345						
Holder, Tom	LD	291						
Giles, Tam Ms.	LD	282						
Taylor, Kyle	LD	201						
Konate, Lamine	APP	162						

By-elections

Brunswick Park	Turnout 34.2%	
<i>10 March 2011</i>	<i>No change</i>	
Williams, Mark	LAB	1,981
Heywood, Kate E. Ms.	LD	630
Bentall, Jenny Ms.	GRE	231
Kitchen, Simon J.	CON	129
Kelly, Brian J.	TUSC	70
<i>Resignation of Friary, John J. (LAB)</i>		

The Lane	Turnout 39.6%	
<i>05 May 2011</i>	<i>No change</i>	
Davis, Rowenna Ms.	LAB	2,670
Plodowski, Anna M. Ms.	GRE	472
Berhanu, Alex	LD	471
Fox, Simon J.	CON	423
Kelly, Brian J.	TUSC	107
<i>Resignation of Rhoden, Keadean M. Ms. (LAB)</i>		

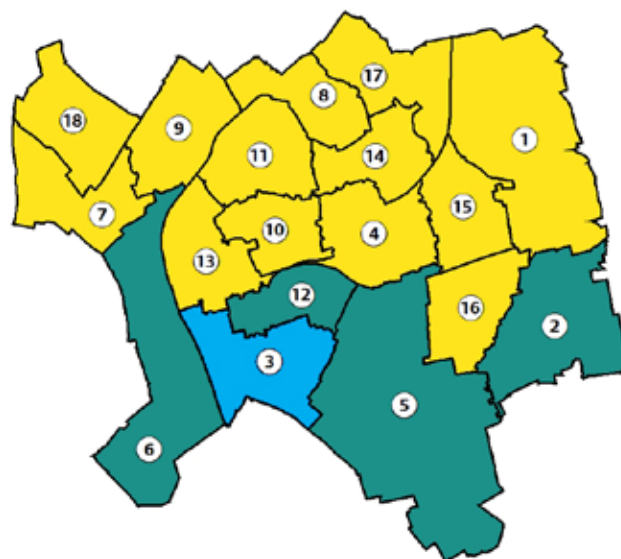
Peckham	Turnout 25.5%	
<i>07 July 2011</i>	<i>No change</i>	
Brown, Chris	LAB	1,754
Blake, Jennifer Ms.	LD	554
Atuona, Diana Ms.	CON	86
Kelly, Brian J.	TUSC	63
Harvey-Evers, Jason	GRE	46
<i>Death of Situ, Tayo A. (LAB)</i>		

East Walworth	Turnout 25.4%	
<i>29 November 2012</i>	<i>No change</i>	
Lury, Rebecca Ms.	LAB	1,259
Johnson, Ben	LD	1,003
Millson, Stuart	CON	94
<i>Death of Morrissey, Helen Ms. (LAB)</i>		

Sutton

Liberal Democrat administration

1	Beddington North	10	Sutton Central
2	Beddington South	11	Sutton North
3	Belmont	12	Sutton South
4	Carshalton Central	13	Sutton West
5	Carshalton South and	14	The Wrythe
	Clockhouse	15	Wallington North
6	Cheam	16	Wallington South
7	Nonsuch	17	Wandle Valley
8	St Helier	18	Worcester Park
9	Stonecot		



■	Conservative
■	Liberal Democrat
■	Conservative/Liberal Democrat

State of the parties, 1964-2014

	CON	LAB	LD	other	total
22.5.14	9	-	45	-	54
6.5.10	11	-	43	-	54
4.5.06	22	-	32	-	54
2.5.02	8	3	43	-	54
7.5.98	5	5	46	-	56
5.5.94	4	5	47	-	56
3.5.90	18	6	32	-	56
8.5.86	21	7	28	-	56
6.5.82	46	7	3	-	56
4.5.78	47	7	2	-	56
4.5.74	28	13	6	4	51
13.5.71	25	21	-	5	51
9.5.68	41	7	-	3	51
7.5.64	30	17	-	4	51

% share of the poll, 1964-2014

	% poll	CON	LAB	LD	other
22.5.14	42.6	24.7	12.1	35.7	27.5
6.5.10	69.8	35.8	9.9	45.9	8.5
4.5.06	43.8	41.7	8.1	44.2	6.0
2.5.02	36.3	35.6	12.0	49.1	3.3
7.5.98	35.3	28.4	17.1	51.3	3.2
5.5.94	49.3	24.6	15.1	55.8	4.5
3.5.90	55.4	37.4	16.2	41.3	5.2
8.5.86	51.1	39.5	16.5	41.6	2.4
6.5.82	52.1	50.9	14.1	34.7	0.3
4.5.78	49.8	59.8	24.7	14.9	0.5
4.5.74	48.7	42.1	26.4	24.6	6.9
13.5.71	39.7	43.0	42.9	3.8	10.3
9.5.68	39.2	63.0	20.9	6.7	9.5
7.5.64	45.0	43.4	33.5	16.2	6.9

General statistics

		Sutton	London
Electorate	May 2014	146,169	5,878,824
	May 2010	137,694	5,689,223
Resident population aged 18 and over	Mid 2014	149,000	6,597,100
	Mid 2010	146,500	6,318,000
Estimated % unemployed	2013/14	6.1	8.2
	2009/10	5.8	9.1
Band 'D' council tax	May 2014	£1,444	£1,302
	May 2010	£1,451	£1,309

% share of the poll

	Date	%poll	CON	LAB	LD	GRE	BNP	UKIP	IND	REA	Others
Beddington North	22.5.14	42.4	20.1	17.1	34.0	6.9	-	21.9	-	-	-
	6.5.10	70.6	34.9	11.6	46.2	7.4	-	-	-	-	-
Beddington South	22.5.14	40.9	30.9	13.2	32.5	-	-	23.4	-	-	-
	6.5.10	66.9	41.1	11.1	42.2	5.6	-	-	-	-	-
Belmont	22.5.14	42.8	45.1	11.9	23.8	-	-	19.2	-	-	-
	6.5.10	74.8	45.0	7.6	36.3	-	-	11.1	-	-	-
Carshalton Central	22.5.14	48.5	25.2	9.3	37.8	6.9	-	16.7	-	-	4.1
	6.5.10	75.1	37.3	8.6	48.3	5.8	-	-	-	-	-
Carshalton South And Clockhouse	22.5.14	47.2	34.5	8.3	31.6	9.5	-	16.1	-	-	-
	6.5.10	76.0	45.0	8.9	42.7	-	-	-	-	-	3.3
Cheam	22.5.14	48.6	36.0	5.6	34.3	-	-	14.3	-	-	9.7
	6.5.10	76.4	47.9	4.6	44.1	-	-	-	-	-	3.3
Nonsuch	22.5.14	48.8	31.3	8.5	38.3	-	-	21.8	-	-	-
	6.5.10	74.1	45.1	6.5	48.4	-	-	-	-	-	-
St. Helier	22.5.14	34.7	11.3	23.0	37.4	-	-	28.3	-	-	-
	6.5.10	57.8	18.2	15.4	44.1	-	11.3	11.0	-	-	-
Stonecot	22.5.14	42.0	22.3	10.8	34.2	8.0	-	22.8	-	-	1.9
	6.12.12	24.0	20.7	14.9	53.3	1.7	-	9.4	-	-	-
	6.5.10	71.3	32.9	9.6	50.0	-	7.6	-	-	-	-
Sutton Central	22.5.14	38.5	14.0	16.4	39.2	10.8	-	17.0	-	-	2.6
	6.5.10	64.7	27.1	12.9	50.9	9.0	-	-	-	-	-
Sutton North	22.5.14	42.6	18.8	13.1	45.1	-	-	23.0	-	-	-
	6.5.10	69.5	35.7	9.6	54.8	-	-	-	-	-	-
Sutton South	22.5.14	43.2	31.3	9.1	34.6	-	-	11.7	-	-	13.4
	6.5.10	69.0	41.1	9.0	44.4	-	-	5.6	-	-	-
Sutton West	22.5.14	42.0	21.6	12.4	41.5	-	-	14.8	-	-	9.8
	6.5.10	70.5	36.3	8.6	50.9	4.2	-	-	-	-	-
The Wrythe	22.5.14	40.1	14.3	12.8	40.1	9.4	-	23.4	-	-	-
	6.5.10	66.8	27.1	10.9	46.2	7.2	8.6	-	-	-	-
Wallington North	22.5.14	44.0	23.5	11.9	35.1	7.4	-	22.1	-	-	-
	6.5.10	71.0	30.8	9.8	42.8	5.3	-	11.3	-	-	-
Wallington South	22.5.14	43.1	17.3	8.6	36.9	7.3	-	17.6	-	-	12.3
	6.5.10	70.8	33.1	9.5	47.4	10.0	-	-	-	-	-
Wandle Valley	22.5.14	35.0	11.0	20.7	30.3	11.6	-	26.4	-	-	-
	6.5.10	60.1	21.6	15.3	47.1	6.4	9.6	-	-	-	-
Worcester Park	22.5.14	43.7	30.0	11.2	35.2	-	-	19.0	4.6	-	-
	16.2.12	33.5	33.7	10.9	47.2	1.6	-	6.6	-	-	-
	6.5.10	71.6	39.1	9.9	41.8	-	-	9.1	-	-	-

Results

Beddington North	Turnout 42.4%		Carshalton Central	Turnout 48.5%	
<i>No change</i>			<i>No change</i>		
Ali, Pat Ms.*	LD	1,299	Pollock, Hamish J.*	LD	1,634
Mattey, Nick	LD	1,290	Salter, Alan J.*	LD	1,469
Piracha, Nighat Ms.	LD	1,048	Whitehead, Jill L. Ms.*	LD	1,460
Price, Leslie	UKIP	779	Higgs, Simon J.	CON	1,077
Wortley, Hilary V. Ms.	CON	776	Spirling, Arthur G.	CON	989
Vamadeva, Anusha Ms.	CON	705	Spirling, Penny Ms.	CON	974
Emirali, Leon V.	CON	673	Norman, Michael	UKIP	671
Gwynn, Sarah A. Ms.	LAB	654	Cawley, Michael J.	LAB	393
Hughes, Margaret R. Ms.	LAB	600	Onians, Margaret Ms.	LAB	384
Ahmad, Nawaz	LAB	570	Tate, Alan	LAB	351
Hartfield, Joan M. Ms.	GRE	257	Steel, Bob	GRE	324
Hartfield, Frederick B.	GRE	235	Lindsay, Andrew	GRE	309
			Suheimat, Mandi Ms.	GRE	205
			Dickenson, Ashley	CPA	90
			Matusevics, Allan	TUSC	74
Beddington South	Turnout 40.9%		Carshalton South & Clockhouse	Turnout 47.2%	
<i>No change</i>			<i>No change</i>		
Joyce, Ed*	LD	1,215	Crowley, Tim*	CON	1,449
Garratt, Neil R.	CON	1,120	Butt, Moira J. Ms.*	CON	1,365
Abellan, Manuel	LD	1,079	Haldane, Amy B. Ms.	LD	1,276
Simms, Jim	CON	1,045	Fosdike, Peter M.*	LD	1,268
Okuyucu, Abdullah	LD	982	Smith, Tony	CON	1,155
Williams, Andy D.	CON	949	Vicente-Machado, Alex	LD	1,100
Main-Ian, Bill	UKIP	788	Wraith, Alexandra Ms.	UKIP	617
Towler, Mary E. Ms.	LAB	464	Hemingway, Ross	GRE	488
Sim, Patrick G.	LAB	440	Burbage, Marilynne B. Ms.	LAB	366
Thomas, Alfred M.	LAB	430	Davis, David G.	LAB	331
			Shearer, Claire Ms.	LAB	259
			Dougherty, Brian D.	GRE	245
Belmont	Turnout 42.8%		Cheam	Turnout 48.6%	
<i>No change</i>			<i>No change</i>		
Hicks, David A.*	CON	1,687	Burstow, Mary Ms.*	LD	1,761
Mcmanus, Patrick R.	CON	1,534	Ramsey, Holly A. Ms.	CON	1,688
Pascoe, Jane E. Ms.	CON	1,389	Whitham, Graham G.*	CON	1,495
Mcintosh, Barbara E. Ms.	LD	881	Lock, Abigail M. E. Ms.	LD	1,273
Mattey, Cherry M. Ms.	LD	809	Zaidi, Misdaq S. H.	CON	1,205
Neale, Russell P.	LD	738	Youlton, Simon C. L.	LD	1,156
Noble, Adrian J.	UKIP	653	Carpenter, Steve	UKIP	595
Blears, Gale A. L. Ms.	LAB	432	Dalgleish, Gus	UKIP	569
Blears, Stephen	LAB	406	Ash, David L. J.	KSHH	396
Wingrove, Marian H. Ms.	LAB	376	Aylward, Alan D.	LAB	244
			Herridge, Laura K. Ms.	LAB	236
			Edwards, Lyndon	LAB	207

Nonsuch			Turnout 48.8%		Sutton Central			Turnout 38.5%	
<i>1 LD gain from CON</i>					<i>No change</i>				
Bourne, Samantha J. Ms.	LD	1,744	Bartolucci, David	LD	1,480				
Broadbent, Richard F.	LD	1,570	Galligan, Vicent	LD	1,365				
Sangster, Daniel T.	LD	1,431	Mirhashem, Ali	LD	1,192				
Allen, Eric J.*	CON	1,361	Brothers, Emily A. M. Ms.	LAB	662				
Plant, Alan R.	CON	1,291	Grogan, Jake	UKIP	584				
Forzani, Rona A. Ms.	CON	1,226	Cornwell, Charles P.	CON	563				
Cowley, Howard W.	UKIP	901	Mansell, Charles J.	LAB	550				
Mullaney, Laura J. Ms.	LAB	408	Paulino, Vic	LAB	480				
Papadopoulos, Marcus S.	LAB	330	Cornwell, Nigel B.	CON	463				
Buck, Shawn V.	LAB	311	Grant, Marie J. Ms.	CON	412				
			Honey, Simon	GRE	369				
			Gorman, Pauline F. Ms.	TUSC	90				
St. Helier			Turnout 34.7%		Sutton North			Turnout 42.6%	
<i>No change</i>					<i>No change</i>				
Crossby, Jean E. Ms.	LD	1,195	Dombey, Ruth C. Ms.*	LD	1,658				
Gonzalez, Martin	LD	1,070	Heron, Marlene S. Ms.*	LD	1,539				
Hunt, Doug	LD	1,069	Penneck, Stephen J.	LD	1,410				
Lyon, Michael G.	UKIP	843	Wood, Stewart	UKIP	781				
Rosenbaum, Nicola Ms.	LAB	734	Beeson, Alec W. J.	CON	742				
Keys, John	LAB	685	Shields, Millie J. Ms.	CON	659				
Theobald, Andrew C.	LAB	637	Rao, Mukesh	CON	516				
Crowley, Lottie Ms.	CON	380	Allen, Kathy Ms.	LAB	502				
Oliver, Alan H.	CON	320	Morrison, Ann Ms.	LAB	420				
Huneke, Alison M. Ms.	CON	306	Lever, Dawn R. Ms.	LAB	416				
Stonecot			Turnout 42.0%		Sutton South			Turnout 43.2%	
<i>No change</i>					<i>No change</i>				
Davey, Adrian C. D.*	LD	1,440	Clifton, Richard F.*	LD	1,380				
Emmerson, Nick*	LD	1,341	Fivey, Trish Ms.	LD	1,296				
Javelot, Miguel*	LD	1,205	Shields, Tony A.*	CON	1,197				
Brown, Malcolm	CON	958	Hughes, Jason R.	CON	1,089				
Jarvis, Graham A.	CON	953	Howell, Heather R. Ms.	CON	1,075				
Crawley, Lorraine Ms.	UKIP	886	Phillips, John	LD	1,040				
Munsami, Sheena Ms.	CON	691	Wraith, Jerry	UKIP	418				
Barlow, Victoria E. Ms.	LAB	482	North, Tiz Ms.	KSHH	372				
Cornell, Tessa L. Ms.	LAB	395	Brennan, Kathryn T. A. Ms.	LAB	371				
Lang, Bill	LAB	380	Phillips, Ronald J.	LAB	307				
Booth, David J.	GRE	311	Simons, Patricia A. Ms.	LAB	302				
Najman, Livvy Ms.	TUSC	74	Appleton, Steve	TUSC	108				

Sutton West			Turnout 42.0%		Wallington South			Turnout 43.1%	
<i>No change</i>					<i>No change</i>				
Burke, Kevin M.	LD	1,648	Hall, Colin C.*	LD	1,593				
Mathys, Wendy G. L. Ms.*	LD	1,477	Mccoy, Jayne L. Ms.*	LD	1,558				
Wales, Simon D.*	LD	1,424	Sadiq, Muhammad I.	LD	1,221				
Butt, Richard J.	CON	836	Ayres, Steven J.	CON	825				
Edwards, Mary A. Ms.	CON	815	Houghton, Marion Ms.	UKIP	694				
Pritchard, Jonathan D.	CON	712	Wortley, Christopher E.	CON	649				
Roberts, Glen P.	UKIP	540	Odunton, Stephen K.	CON	571				
Cook, Andy	LAB	501	Murray, David N.	KSHH	377				
Ponto, Maria T. Ms.	LAB	448	Towler, David	LAB	374				
Sinclair, Margaret Ms.	LAB	406	Theobald, Susan D. Ms.	LAB	358				
Cornford, Frances E. Ms.	KSHH	358	Tomlinson, Maeve M. Ms.	GRE	301				
			Weir, Jas	LAB	283				
			Rajendran, Rosa Ms.	GRE	274				
			Jeffreys, David P.	ED	110				
The Wrythe			Turnout 40.1%		Wandle Valley			Turnout 35.0%	
<i>No change</i>					<i>No change</i>				
Morton, Callum N.	LD	1,341	Court, Margaret P. Ms.*	LD	1,156				
Stears, Colin H.*	LD	1,337	Zuchowska, Hanna A. Ms.	LD	929				
Patel, Naliben Ms.	LD	1,199	Reynolds, Jason A. P.	LD	891				
Howe, Chris	UKIP	754	Murray, Graham M.	UKIP	867				
Scully, Benjamin M.	CON	513	Mcgrane, Stephen	LAB	705				
Manton, Charles W. E.	CON	487	Craven, Bonnie E. Ms.	LAB	697				
Barry, Deirdre T. Ms.	LAB	455	Craven, Michael R.	LAB	633				
Milligan, Alex S.	LAB	415	England, James A.	CON	436				
Williams, Marion H.	CON	378	Hart, Stephen P.	GRE	380				
Thorpe, Tony	LAB	365	Downer, Jonathan P.	CON	333				
Coleman, Derek A.	GRE	303	Wootten, Peter C.	CON	314				
Wallington North			Turnout 44%		Worcester Park			Turnout 43.7%	
<i>No change</i>					<i>1 LD gain from CON</i>				
Gordon, Sunita Ms.*	LD	1,363	Hookway, Arthur	LD	1,508				
Melican, Joyce H. Ms.	LD	1,317	Marston, Richard G. P.	LD	1,455				
Radford, Marian Ms.	LD	1,247	Wingfield, Paul A.	LD	1,300				
Colburn, Elliot H. G.	CON	1,033	Mackay, Stuart M.	CON	1,264				
Mcdermott-Hill, James D.	CON	865	Densley, Simon N.	CON	1,226				
Lander, Carole D. L. Ms.	UKIP	823	Marotta, Gino M.	CON	1,146				
Giwa, Omonlyl Ms.	CON	737	Tang, Han-Ley	UKIP	768				
Rosenbaum, Victoria Ms.	LAB	470	Evers, John K.	LAB	474				
Smith, Richard C.	LAB	447	Hosking, Hilary C. Ms.	LAB	462				
Turner, Peter J.	LAB	415	Hosking, David N.	LAB	421				
Duffy, Jim	GRE	341	Edmonds, Richard	IND	185				
Mouncey, Penny Ms.	GRE	280							
Mouncey, Phil	GRE	205							

By-elections**Worcester Park***16 February 2012***Turnout 33.5%***No change*

Roberts, Roger D. C.	LD	1,367
Densley, Simon	CON	977
Hosking, Hilary C. Ms.	LAB	315
Pickles, David	UKIP	190
Dow, George	GRE	46

*Resignation of Campbell-Klumps, Jennifer E. Ms. (LD)***Stonecot***06 December 2012***Turnout 24%***No change*

Emmerson, Nick	LD	1,034
Jarvis, Graham	CON	402
Craven, Bonnie Ms.	LAB	289
Wraith, Jeremy	UKIP	182
Hartfield, Joan Ms.	GRE	32







Resignation of Hudson, Brendan (LD)

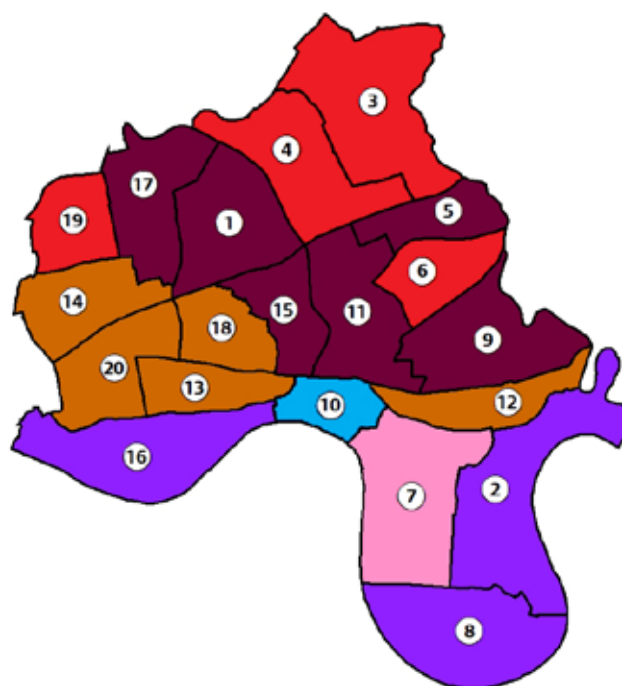
Tower Hamlets

No overall control

Tower Hamlets First directly elected mayor

1	Bethnal Green	11	Mile End
2	Blackwall & Cubitt Town	12	Poplar
3	Bow East	13	Shadwell
4	Bow West	14	Spitalfields & Banglatown
5	Bromley North	15	St. Dunstan's
6	Bromley South	16	St. Katharine's & Wapping
7	Canary Wharf	17	St. Peter's
8	Island Gardens	18	Stepney Green
9	Lansbury	19	Weavers
10	Limehouse	20	Whitechapel

	Conservative
	Labour
	Conservative/Labour
	Tower Hamlets First
	Conservative/Tower Hamlets First
	Labour/Tower Hamlets First



State of the parties, 1964-2014

	CON	LAB	LD	other	total
22.5.14	5	22	-	18	45
6.5.10	8	41	1	1	51
4.5.06	7	26	6	12	51
2.5.02	-	35	16	-	51
7.5.98	-	41	9	-	50
5.5.94	-	43	7	-	50
3.5.90	-	20	30	-	50
8.5.86	-	24	26	-	50
6.5.82	-	31	18	1	50
4.5.78	-	43	7	-	50
4.5.74	-	60	-	-	60
13.5.71	-	60	-	-	60
9.5.68	-	57	-	3	60
7.5.64	-	55	-	5	60

% share of the poll, 1964-2014

	% poll	CON	LAB	LD	other
22.5.14	47.2	11.3	33.3	6.5	48.9
6.5.10	60.5	20.4	37.1	18.3	24.2
4.5.06	40.7	16.5	31.7	17.8	34.1
2.5.02	30.5	14.5	43.9	29.3	12.3
7.5.98	36.1	14.0	50.4	25.3	10.3
5.5.94	54.1	3.5	50.8	26.5	19.3
3.5.90	46.1	4.9	42.8	43.4	8.9
8.5.86	38.9	7.2	44.6	42.5	5.7
6.5.82	31.1	6.7	47.3	40.5	5.5
4.5.78	28.3	9.5	64.3	10.8	15.4
4.5.74	18.3	2.5	85.8	6.5	5.2
13.5.71	25.9	5.4	89.2	0.7	4.7
9.5.68	14.3	10.0	70.8	6.1	13.0
7.5.64	15.3	3.9	79.9	6.4	9.8

General statistics

		Tower Hamlets	London
Electorate	May 2014	181,795	5,878,824
	May 2010	169,742	5,689,223
Resident population aged 18 and over	Mid 2014	214,000	6,597,100
	Mid 2010	195,500	6,318,000
Estimated % unemployed	2013/14	11.6	8.2
	2009/10	14.3	9.1
Band 'D' council tax	May 2014	£1,189	£1,302
	May 2010	£1,195	£1,309

% share of the poll

	Date	%poll	CON	LAB	LD	GRE	BNP	UKIP	IND	R	Others
Bethnal Green	22.5.14	47.6	4.6	32.2	8.4	18.2	-	8.3	-	-	28.3
Bethnal Green North	6.5.10	62.1	11.7	33.6	29.0	10.2	-	-	3.4	-	12.2
Bethnal Green South	6.5.10	60.3	9.9	37.9	20.6	7.8	-	-	-	-	23.8
Blackwall & Cubitt Town	3.7.14	31.6	28.9	31.8	2.3	3.3	-	7.3	0.4	-	26.1
	6.5.10	55.7	39.3	30.8	18.6	-	-	-	-	-	11.3
Bow East	22.5.14	45.9	9.2	43.6	8.5	14.9	-	-	-	-	23.8
	6.5.10	58.6	15.4	39.6	21.7	8.1	6.4	-	2.3	-	6.5
Bow West	22.5.14	52.3	10.8	44.7	6.6	11.2	-	-	12.5	-	14.2
	6.5.10	65.3	16.3	42.1	20.1	10.1	-	-	2.2	-	9.2
Bromley North	22.5.14	51.9	6.3	42.6	4.3	8.0	-	-	-	-	38.8
Bromley South	22.5.14	49.4	6.0	40.7	7.2	9.7	-	-	-	-	36.4
Bromley-by-Bow	6.5.10	61.6	15.0	45.7	16.1	6.7	-	-	-	-	16.5
Canary Wharf	22.5.14	36.5	28.5	27.4	6.3	-	-	11.3	-	-	26.5
East India and Lansbury	6.5.10	58.6	14.2	41.5	15.6	7.5	7.4	-	-	-	13.8
Island Gardens	22.5.14	43.3	33.7	29.1	6.9	-	-	12.3	-	-	18.0
Lansbury	22.5.14	51.3	6.1	38.4	4.5	-	-	14.1	-	-	37.0
Limehouse	22.5.14	48.3	38.0	35.3	5.1	-	-	5.0	-	-	16.5
	6.5.10	61.8	25.6	32.3	11.3	7.1	-	-	-	-	23.7
Mile End	22.5.14	49.6	9.4	36.2	8.8	-	-	-	6.7	-	38.9
Mile End and Globe Town	6.5.10	59.5	14.3	38.5	21.5	7.7	5.9	-	-	-	12.2
Mile End East	6.5.10	60.0	19.2	46.0	16.6	-	-	-	-	-	18.2
Millwall	6.5.10	59.7	40.6	28.8	18.1	-	5.3	-	-	-	7.2
Poplar	22.5.14	49.6	7.1	37.0	2.0	-	-	7.7	-	-	46.2
Shadwell	22.5.14	55.2	7.6	27.1	3.3	8.2	-	-	-	-	53.8
	6.5.10	65.4	24.3	35.7	13.6	-	-	-	-	-	26.4
Spitalfields & Banglatown	22.5.14	43.7	7.5	27.4	5.4	11.9	-	-	-	-	47.8
	19.4.12	31.4	6.1	43.0	1.7	4.3	-	-	44.9	-	-
	16.12.10	16.8	9.2	37.7	2.2	3.5	-	-	1.9	-	45.4
	6.5.10	56.5	13.7	39.7	17.2	9.5	-	-	3.6	-	16.4
St. Dunstan's	22.5.14	55.8	6.9	34.2	3.9	9.9	-	7.5	-	-	37.5
St Dunstan's and Stepney Green	6.5.10	62.0	15.6	35.5	16.1	7.9	-	-	4.7	-	20.3
St. Katharine's & Wapping	22.5.14	46.3	31.3	27.8	8.2	11.3	-	9.1	-	-	12.3
	6.5.10	62.5	34.9	33.4	12.9	8.1	-	-	-	-	10.7
St. Peter's	22.5.14	46.9	3.7	28.1	11.8	15.4	-	6.7	-	-	34.3
Stepney Green	22.5.14	54.9	4.3	28.7	3.4	9.4	-	8.8	-	-	45.4
Weavers	22.5.14	46.2	5.9	32.4	5.3	14.3	-	8.3	-	-	33.8
	3.5.12	44.6	10.8	40.3	5.4	9.7	-	-	0.9	-	32.8
	6.5.10	62.0	11.7	36.2	24.0	10.8	-	-	-	-	17.3
Whitechapel	22.5.14	42.4	7.5	24.2	7.0	13.7	-	3.9	-	-	43.8
	6.5.10	58.3	17.0	38.0	18.8	8.0	-	-	-	-	18.3

Results

Bethnal Green			Turnout 47.6%		Bow East			Turnout 45.9%	
<i>New ward in 2014</i>					<i>No change</i>				
Whitelock Gibbs, Amy Ms.*	LAB	2,911	Blake, Rachel Ms.	LAB	2,611				
Islam, Sirajul*	LAB	2,292	Francis, Marc*	LAB	2,308				
Haque, Shafiqul*	THF	2,048	Ali, Amina Ms.	LAB	2,023				
Gulaid, Abdirashid	LAB	2,038	Kamali, Sabia Ms.	THF	989				
Chowdhury, Babu	THF	1,792	Salam, Abdus	THF	977				
Ullah, Salim	THF	1,652	Rees, Lucy Ms.	GRE	935				
Thorne, Chris	GRE	1,362	Ambrose, Mickey	THF	774				
Shajahan, Kamrun	LD	629	Hancocks, Tatyana G.	GRE	651				
Zsikhotska, Lubov	UKIP	622	Penny, Cameron D. A.	CON	520				
Mak, Alan	CON	460	Thompson, James	CON	496				
Patel, Meera A. Ms.	CON	330	Chan, Stephanie W.	CON	455				
Peers, Ellen K. Ms.	TUSC	327	Spracklen, Andy	LD	449				
Heemskerck, Clive	TUSC	254	Paton, George A.	TUSC	221				
Kha'Lique, Taz	CON	238	Erlam, Andy	RF	129				
Blackwall & Cubitt Town			Turnout 31.6%		Bow West			Turnout 52.3%	
<i>2 LAB gains from CON</i>					<i>1 fewer seat in ward</i>				
Chesterton, Dave	LAB	956	Peck, Joshua*	LAB	2,439				
Chapman, Christopher J.	CON	877	Begum, Asma	LAB	1,996				
Ronald, Candida Ms.	LAB	875	Chowdhury, Jainal	THF	702				
Rahman, Anisur	LAB	872	Smith, Matt	CON	627				
Thienel, Gloria R. Ms.*	CON	815	Khan, Anwar A.*	IND	619				
Kasanga, Geeta M. Ms.	CON	762	Whitmore, Louise Ms.	GRE	559				
Khan, Faruk	THF	744	Polson, Alistair	GRE	552				
Ahmed, Kabir	THF	726	Azam, S M. S.	CON	441				
Aktaruzzaman, Mohammed	THF	713	Hussain, Altaf	LD	328				
Lochner, Diana Ms.	UKIP	240							
Shea, Paul	UKIP	190	Bromley North	Turnout 51.9%					
Registe, Anthony	UKIP	188	<i>New ward in 2014</i>						
Guttmann, Katy Ms.	GRE	110	Ahmed, Khales U.*	LAB	1,534				
Lomas, Mark	GRE	98	Miah, Mohammed M.	THF	1,247				
Smith, Chris	GRE	74	Rahman, Zenith*	LAB	1,153				
Bagshaw, Elaine Ms.	LD	71	Syed, Moniruzzaman	THF	1,046				
Flowers, Richard	LD	68	Devlin, Christopher	GRE	281				
Clarke, Stephen	LD	58	Willson, Aaron	GRE	221				
Rahman, Mohammed A.	IND	11	Carlton, Angela Ms.	CON	219				
Peers, Ellen K. Ms.	TUSC	11	Fletcher, Mark P.	CON	178				
Peers, John	TUSC	11	Flynn, Victoria Ms.	LD	136				
			Mcgowan, Daniel	TUSC	76				

Bromley South	Turnout 49.4%		Limehouse	Turnout 48.3%	
<i>New ward in 2014</i>			<i>2 fewer seats in ward</i>		
Uddin, Helal*	LAB	1,565	Aston, Craig*	CON	786
Hassell, Danny	LAB	1,300	Overton, Catherine Ms.	LAB	730
Choudhury, Syeda	THF	1,290	Ahmed, Mashuk	THF	341
Ali, Kobir	THF	1,269	Lomas, Matt	LD	105
Hancocks, Ben	GRE	343	Hyland, David	UKIP	104
Thienel, Frank R.	CON	270			
Clarke, Stephen	LD	252	Mile End	Turnout 49.6%	
Rajgopal, Srikanth	CON	153	<i>New ward in 2014</i>		
Canary Wharf	Turnout 36.5%		Alam, Shah	THF	2,315
<i>New ward in 2014</i>			Edgar, David*	LAB	2,268
Wood, Andrew G.	CON	869	Saunders, Rachael Ms.*	LAB	2,139
Miah, Md. M.*	THF	829	Ali, Mohammed S.	THF	2,052
Simone, Debbie Ms.	LAB	801	Uz-Zaman, Motin*	LAB	1,801
Hussain, Shubo	LAB	786	Syed, Mustak	THF	1,796
Hussain, Ahmed	CON	782	Snowdon, Naomi Ms.	CON	597
Cray, John	THF	592	Abdullah, Mushtak	CON	571
Webber, Mark A.	UKIP	327	Hallett, Andy	LD	500
Toal, Stephen	LD	181	Islam, Jewel	CON	446
Cafferky, Neil	TUSC	58	Choudhury, Hafiz	IND	383
			Miah, Arzoo	TUSC	165
Island Gardens	Turnout 43.3%		Poplar	Turnout 49.6%	
<i>New ward in 2014</i>			<i>New ward in 2014</i>		
Golds, Peter *	CON	1,345	Choudhury, Gulam K.	THF	910
Cregan, Andrew	LAB	1,244	Chowdhury, Abdul K.	LAB	761
Thienel, Gloria Ms.	CON	1,200	Mignano, Anna M. Ms.	UKIP	159
Rahman, Raju	LAB	951	Robinson, James P.	CON	146
Uddin, Bellal	THF	648	Macmillan, Richard	LD	41
Mctasney, Kathy Ms.	THF	515	Byron, Naomi R. Ms.	TUSC	40
Lochner, Wayne	UKIP	464			
Oliver, Doug	LD	261	St. Dunstan's	Turnout 55.8%	
Peers, John	TUSC	100	<i>New ward in 2014</i>		
Lansbury	Turnout 51.3%		Miah, Ayas	LAB	1,967
<i>New ward in 2014</i>			Alam, Mahbub M.	THF	1,805
Ahmed, Rajib*	LAB	2,184	Ullah, Abdal*	LAB	1,386
Khatun, Shiria Ms.*	LAB	1,952	Ahmed, Rofique U.*	THF	1,369
Ahmed, Ohid	THF	1,936	Kilby, Chris	GRE	484
Smith, Dave	LAB	1,850	Clarke, Charles W. M.	CON	426
Akthar, Shuily	THF	1,727	Bryan, Martin	UKIP	369
Beckett, Stephen J.	THF	1,535	Mascall, Ben	CON	254
Shea, Paul	UKIP	732	Choudhury, Abdul M.	TPP	254
Collins, Graham	CON	387	Choudhury, Koyes U.	LD	193
Ingham, Paul W. E.	CON	332			
Mcgrath, Simon	LD	232			
Riaz, Mohammed	CON	228			
Dickenson, Pete	TUSC	190			

St. Katharine's & Wapping			Spitalfields & Banglatown		
<i>1 fewer seat in ward</i>			<i>2 THF gains from LAB, 1 fewer seat in ward</i>		
		Turnout 46.3%			Turnout 43.7%
Dockerill, Julia L. Ms.	CON	1,278	Robbani, Gulam*	THF	1,955
Jones, Denise Ms.*	LAB	1,208	Ahmed, Suluk	THF	1,743
King, Neil A.	CON	1,156	Abbas, Helal U.*	LAB	1,215
Scott, Robert	LAB	956	Khan, Tarik	LAB	1,015
Miah, Ahad	THF	547	Thornton, Zachary	GRE	485
Venpin, John R.	GRE	440	Emmerson, Jane E. Ms.	CON	349
Madewell, Stuart	THF	407	Fell, David N.	CON	259
Mills, Grenville	UKIP	353	North, Ferdy	LD	219
Denniston, John	LD	319	Turvey, Jason E.	TUSC	98
St. Peter's			Stepney Green		
<i>New ward in 2014</i>			<i>New ward in 2014</i>		
		Turnout 46.9%			Turnout 54.9%
Miah, Abjol	THF	2,289	Choudhury, Alibor*	THF	2,023
Harrisson, Clare Ms.	LAB	2,089	Rahman, Oliur*	THF	1,965
Mustaquim, Muhammed A.	THF	2,088	Akhtar, Sabina Ms.	LAB	1,568
Zaman, Aktaruz	THF	1,935	Obaze, Victoria Ms.	LAB	954
Gibbs, Carlo*	LAB	1,914	Clarke, Hilary Ms.	GRE	411
Miah, Sanu	LAB	1,722	Mcqueen, Nicholas	UKIP	387
Burgess, Paul	GRE	1,114	Wilford, Chris	CON	209
Cox, David	GRE	970	Mann, Hugo C.	CON	166
Khan, Azizur R.	LD	802	Donkin, Martin P.	LD	151
Springer, Bertlyn V. Ms.	UKIP	453			
Watts, Rachel E. Ms.	CON	342	Weavers		Turnout 46.2%
Fish, Simon J. P.	CON	301	<i>1 fewer seat in ward</i>		
Rowlands, Leonard	TUSC	222	Mukit, Abdul C.*	LAB	1,237
Thompson, Adrian C.	CON	113	Pierce, John*	LAB	1,223
			Ahmed, Kabir*	THF	1,214
Shadwell		Turnout 55.2%	Khan, Yousuf	THF	1,128
<i>2 THF gains, 2 LAB losses, 1 REA loss, 1 fewer seat in ward</i>			Smith, Chris	GRE	557
Khan, Rabina Ms.*	THF	2,199	Childs, Maureen	GRE	527
Miah, Harun*	THF	2,192	Mcqueen, Pauline Ms.	UKIP	316
Rashid, Mamun	LAB	1,462	Taggart, Louise Ms.	CON	254
Zaman, Farhana Ms.	LAB	892	Dziedzan, Alex	LD	202
Guttman, Katy Ms.	GRE	354	Ounsworth, Luke	CON	197
Ellerbeck, Des	CON	337	Pierre, Hugo	TUSC	113
Stafford, Daryl M.	CON	326			
Begum, Monowara	LD	144			
Williams, Robert	TUSC	141			

Whitechapel		Turnout 42.4%
<i>3 THF gains from LAB</i>		
Ali, Shahed*	THF	2,139
Asad, Abdul*	THF	2,117
Khan, Aminur*	THF	2,088
Ahmed, Faruque M.	LAB	1,359
Robinson, Robert	LAB	1,190
Rahman, Jamalur	LAB	1,188
Crosbie, Maggie Ms.	GRE	703
Holden, Richard J.	CON	409
Glover, Dinah Ms.	CON	405
Griffiths, John D. M.	LD	358
Vandyce, Nicholas D. A.	CON	345
Mcneilis, Andrew J.	UKIP	199
Wrack, Michael	TUSC	139

By-elections

Mayoral election (first ever)	Turnout 25.6%	
<i>21 October 2010</i>		
Rahman, Lutfur	IND	23,283
Abbas, Helal U.	LAB	11,254
King, Neil	CON	5,348
Griffiths, John	LD	2,800
Duffell, Alan	GRE	2,300

Spitalfields and Banglatown	Turnout 31.4%	
<i>19 April 2012</i>		
<i>No change</i>		
Robbani, Gulam	IND	1,030
Uddin, Ala	LAB	987
Smith, Matthew J.	CON	140
Blake, Kirsty Ms.	GRE	99
Macmillan, Richard A.	LD	39
<i>Disqualification of Akhtar, Shelina Ms. (IND)</i>		

Spitalfields and Banglatown	Turnout 16.8%	
<i>16 December 2010</i>		
<i>RES gain from LAB</i>		
Miah, Fozol	RES	666
Alim, Abdul	LAB	553
Smith, Matt	CON	135
Crosbie, Maggie Ms.	GRE	52
North, Ferdy Ms.	LD	33
Choudhury, Jewel	IND	28
<i>Disqualification of Rahman, Lutfur (LAB)</i>		

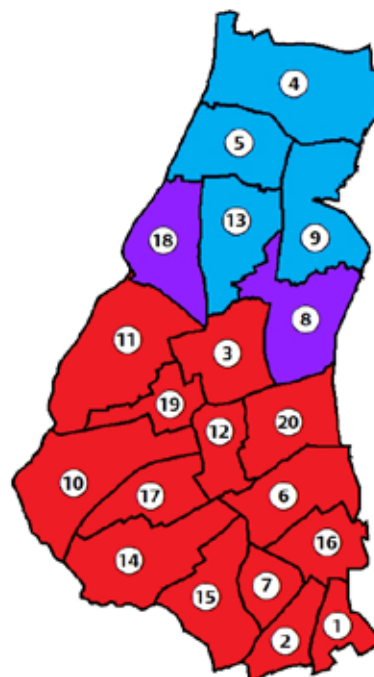
Weavers	Turnout 44.6%	
<i>03 May 2012</i>		
<i>No change</i>		
Pierce, John	LAB	1,544
Miah, Abjol	RES	1,260
Kerswell, Caroline J. Ms.	CON	415
Duffel, Alan	GRE	373
Khan, Azizur R.	LD	208
Rothschild, Oli	IND	36
<i>Resignation of Lynch, Anna S. Ms. (LAB)</i>		

Waltham Forest

Labour administration

- | | |
|-----------------------------|-------------------|
| 1 Cann Hall | 11 Higham Hill |
| 2 Cathall | 12 Hoe Street |
| 3 Chapel End | 13 Larkswood |
| 4 Chingford Green | 14 Lea Bridge |
| 5 Endlebury | 15 Leyton |
| 6 Forest | 16 Leytonstone |
| 7 Grove Green | 17 Markhouse |
| 8 Hale End and Highams Park | 18 Valley |
| 9 Hatch Lane | 19 William Morris |
| 10 High Street | 20 Wood Street |

■	Conservative
■	Labour
■	Conservative/Labour



State of the parties, 1964-2014

	CON	LAB	LD	other	total
22.5.14	16	44	-	-	60
6.5.10	18	36	6	-	60
4.5.06	15	26	19	-	60
2.5.02	18	29	13	-	60
7.5.98	15	30	12	-	57
5.5.94	16	27	14	-	57
3.5.90	16	30	11	-	57
8.5.86	16	31	10	-	57
6.5.82	25	26	6	-	57
4.5.78	21	36	-	-	57
4.5.74	12	36	-	-	48
13.5.71	9	39	-	-	48
9.5.68	44	4	-	-	48
7.5.64	3	36	-	9	48

% share of the poll, 1964-2014

	% poll	CON	LAB	LD	other
22.5.14	37.6	17.7	43.7	12.0	26.6
6.5.10	59.2	23.6	36.8	27.4	12.2
4.5.06	37.7	24.7	30.4	29.1	15.9
2.5.02	34.4	26.6	34.6	29.9	8.9
7.5.98	34.2	23.1	40.8	30.1	6.0
5.5.94	44.6	23.0	40.6	31.2	5.2
3.5.90	50.8	33.7	36.2	22.5	7.6
8.5.86	44.9	29.4	40.6	26.1	3.8
6.5.82	42.8	40.7	31.2	27.1	1.0
4.5.78	40.8	46.0	43.8	3.0	7.1
4.5.74	31.3	37.7	45.4	10.2	6.7
13.5.71	39.0	34.8	55.7	1.7	7.8
9.5.68	38.3	55.4	29.7	3.7	11.2
7.5.64	32.0	24.0	48.1	13.4	14.6

General statistics

		Waltham Forest	London
Electorate	May 2014	184,059	5,878,824
	May 2010	175,207	5,689,223
Resident population aged 18 and over	Mid 2014	202,400	6,597,100
	Mid 2010	195,800	6,318,000
Estimated % unemployed	2013/14	9.9	8.2
	2009/10	11.7	9.1
Band 'D' council tax	May 2014	£1,455	£1,302
	May 2010	£1,462	£1,309

% share of the poll

	Date	%poll	CON	LAB	LD	GRE	BNP	UKIP	IND	REA	Others
Cann Hall	22.5.14	35.0	6.9	51.2	25.9	12.1	-	-	-	-	4.0
	6.5.10	55.2	10.5	42.5	37.9	9.1	-	-	-	-	-
Cathall	22.5.14	31.1	6.4	62.9	6.4	11.8	-	9.3	-	-	3.2
	6.5.10	51.1	10.2	47.6	34.3	7.9	-	-	-	-	-
Chapel End	22.5.14	37.6	11.1	43.5	14.3	14.7	-	11.5	-	-	4.8
	6.5.10	60.1	14.7	35.4	22.8	9.5	-	5.2	12.3	-	-
Chingford Green	22.5.14	39.9	40.9	16.5	6.8	-	-	23.6	5.3	-	7.1
	6.5.10	67.7	62.9	17.8	19.4	-	-	-	-	-	-
Endlebury	22.5.14	40.4	40.3	17.9	5.7	9.9	-	23.3	-	-	3.0
	6.5.10	67.3	52.2	16.7	12.3	8.6	-	-	10.2	-	-
Forest	22.5.14	39.9	7.3	42.7	26.0	13.2	-	8.0	-	-	2.8
	6.5.10	59.0	12.5	34.9	29.9	12.2	-	-	5.5	-	5.1
Grove Green	22.5.14	37.1	9.3	48.6	25.1	13.7	-	-	-	-	3.4
	6.5.10	54.4	12.3	46.2	33.2	8.3	-	-	-	-	-
Hale End & Highams Park	22.5.14	42.6	32.8	30.1	8.0	12.0	-	14.0	-	-	3.1
	6.5.10	67.2	39.1	25.5	35.4	-	-	-	-	-	-
Hatch Lane	22.5.14	36.8	32.7	20.5	6.4	14.6	-	22.0	-	-	3.9
	6.5.10	62.9	49.4	20.6	19.1	10.9	-	-	-	-	-
High Street	22.5.14	40.9	6.4	52.7	16.2	16.5	-	-	3.7	-	4.5
	6.5.10	58.7	9.4	40.5	35.7	11.8	-	-	2.5	-	-
Higham Hill	22.5.14	36.8	7.4	60.5	14.3	-	-	13.0	-	-	4.8
	6.5.10	56.5	11.4	39.4	34.4	7.6	-	5.1	-	-	2.1
Hoe Street	22.5.14	38.0	9.9	63.8	5.2	15.4	-	-	-	-	5.6
	6.5.10	58.9	13.7	42.6	25.6	18.1	-	-	-	-	-
Larkswood	22.5.14	36.5	39.7	25.5	4.7	-	-	21.8	-	-	8.3
	12.7.12	24.4	67.0	22.7	3.8	3.4	-	-	-	-	3.1
	6.5.10	61.8	56.4	26.8	16.8	-	-	-	-	-	-
Lea Bridge	22.5.14	31.2	9.5	56.4	9.5	17.0	-	-	-	-	7.6
	6.5.10	53.1	11.6	49.6	22.6	12.5	-	-	3.8	-	-
Leyton	22.5.14	36.7	5.8	50.8	29.3	10.2	-	-	-	-	3.9
	6.5.10	54.6	6.6	39.0	42.1	12.2	-	-	-	-	-
Leytonstone	22.5.14	38.8	11.1	50.6	15.8	18.2	-	-	-	-	4.3
	6.5.10	58.4	15.2	43.4	27.9	13.4	-	-	-	-	-
Markhouse	22.5.14	34.2	11.6	51.9	7.7	20.4	-	-	-	-	8.3
	6.5.10	56.7	11.6	45.3	29.8	13.3	-	-	-	-	-
Valley	22.5.14	37.8	34.3	29.3	5.6	-	-	21.4	-	-	9.3
	6.5.10	61.9	50.4	32.6	17.0	-	-	-	-	-	-
William Morris	22.5.14	41.5	6.3	58.2	5.8	17.7	-	8.1	-	-	3.9
	6.5.10	60.5	10.3	43.6	28.9	13.0	-	-	-	-	4.2
Wood Street	22.5.14	40.8	18.1	49.6	4.0	14.6	-	9.4	-	-	4.4
	6.5.10	61.5	19.0	46.9	23.6	10.6	-	-	-	-	-

Results

Cann Hall	Turnout 35.0%		Chingford Green	Turnout 39.9%	
<i>1 LAB gain from LD</i>			<i>No change</i>		
Rayner, Keith	LAB	1,779	Davis, Matt	CON	1,659
Edwards, Patrick	LAB	1,682	Hemsted, Andy*	CON	1,624
Littlejohn, Sally Ms.	LAB	1,640	Halebi, Nick	CON	1,476
Phillips, Liz Ms.*	LD	985	Levin, Martin	UKIP	915
Alexander, Rupert A.	LD	837	Blay, Jeffrey G.	LAB	700
Trett, Adrian J.	LD	756	Dore, Martin J.	LAB	628
Howie, Pat Ms.	GRE	401	Weeks, Neil J.	LAB	588
Gouveia, Guilherme G. R. D.	CON	264	Carder, Joan M. Ms.	LD	262
Nott, Christopher J.	CON	226	Above, None O. T.	IND	204
Leport, Joseph	CON	196	Mudie, Kathleen G. Ms.	NLP	169
Laker-Mansfield, Claire Ms.	TUSC	134	Thain, Manny	TUSC	105
Cathall	Turnout 31.1%		Endlebury	Turnout 40.4%	
<i>No change</i>			<i>No change</i>		
Asghar, Naheed*	LAB	1,851	Berg, Roy J.*	CON	1,766
Wheeler, Terry*	LAB	1,782	Herrington, Peter V.*	CON	1,588
Highfield, S.K.A.*	LAB	1,715	Eric, Caroline L. Ms.	CON	1,538
Roberts, Glyn L.	GRE	333	O'Shea, John	UKIP	942
Moorhead, Sue Ms.	UKIP	262	Dore, Sheila M. T. Ms.	LAB	780
Howard, John C.	LD	198	Kennedy, Kenneth R.	LAB	765
Chatfield, Carol O. Ms.	CON	197	Woodrow, Peter F.	LAB	628
Kitson, Clyde	LD	183	O'Brien, Kevin J.	GRE	399
Cakirgoz, Erol K.	CON	178	Cooke, Ted	LD	232
Leport, Jerry E. H.	CON	168	Sachs-Eldridge, Sarah Ms.	TUSC	122
Bertram, Pam Ms.	LD	163			
Ratnaseelan, Marijerla	TUSC	92	Forest	Turnout 39.9%	
Chapel End	Turnout 37.6%		<i>1 LAB gain from LD</i>		
<i>No change</i>					
Mitchell, Louise C. Ms.	LAB	1,953	Dhedhi, Shabana Ms.	LAB	1,694
Douglas, Paul L.*	LAB	1,927	Berberi, Kastriot	LAB	1,636
Terry, Steve	LAB	1,715	Lyons, Gerry*	LAB	1,545
Goodman, James N.	LD	690	Qureshi, Farooq*	LD	1,136
Wheat, Sue Ms.	GRE	631	Abraham, Arfan	LD	997
Raja, Tulat M.	LD	580	Mitchell, Murle	LD	844
Meiszner, Sean	LD	575	Ritman, Daniel	GRE	504
Burton, Elliott	CON	510	Bromley, Ron	UKIP	303
Chisholm-Benli, Judith Ms.	UKIP	494	Foster, Julien A. S.	CON	296
Sargent, Kieran	CON	445	Braham, Laurie	CON	272
Watson, Glenroy	TUSC	207	Pryor, Derek R.	CON	264
			Brown, Pat Ms.	TUSC	161
			Pennington, Russell L.	TUSC	88
			Guiste, C E. A.	TUSC	75

Grove Green			Turnout 37.1%		High Street			Turnout 40.9%	
<i>No change</i>					<i>1 LAB gain from LD</i>				
Robbins, Chris*	LAB	1,858	Coghill, Clare Ms.*	LAB	2,510				
Mbachu, Anna Ms.*	LAB	1,751	Anwar, Raja	LAB	2,191				
Limbajee, Khevyn*	LAB	1,686	Ali, Liaquat*	LAB	2,095				
Mahmood, Imran K.	LD	1,009	Hussain, Mahmood A.*	LD	741				
Masood, Naser	LD	865	Wheatley, Robert J.	LD	728				
Ilies, Andrei M.	LD	856	Greenfield, Harry A.	GRE	708				
Measure, Bill	GRE	507	Cetin, Nelia M. Ms.	LD	618				
Measure, Maureen C. Ms.	GRE	485	Bamber, Michael D.	CON	314				
Howe, Jacqueline E. Ms.	CON	345	Wedderburn, Rachel A. Ms.	CON	267				
Khan, Pervaiz A.	CON	335	Clapham, Shane A. D.	CON	251				
Smith, Lauren S. S. Ms.	CON	335	Taaffe, Nancy Ms.	TUSC	240				
Fripp, Nic Ms.	TUSC	160	Hay, Marvin I. H.	TUSC	195				
Roedel, Tim	TUSC	86	O'Rourke, James M.	IND	163				
			Macklin, John R.	IND	155				
			Uthayasanen, Senan	TUSC	152				
Hale End and Highams Park			Turnout 42.6%		Higham Hill			Turnout 36.8%	
<i>1 LAB gain from CON</i>					<i>No change</i>				
Rackham, Sheree L. Ms.*	CON	1,412	Bellamy, Karen Ms.*	LAB	2,275				
Bell, Tony	LAB	1,388	Bennett-Goodman, Tim	LAB	2,098				
Braham, Paul R.*	CON	1,377	Strathern, Alistair	LAB	1,921				
Sunger, Darshan S.*	CON	1,286	Raja, Tahir M.	LD	516				
Bottomley, Simon P.	LAB	1,250	Woollcott, Peter D.	LD	497				
Lloyd, Jonathan	LAB	1,108	Smith, Patrick C.	LD	475				
Brock, Robert	UKIP	580	Bracegirdle, David	UKIP	450				
Redwood, Rebecca Ms.	GRE	497	Berg, Kathy Ms.	CON	288				
Mcgarra, Gerry	LD	343	Mace, Colin A.	CON	242				
Smith-Pryor, Sheila Ms.	LD	339	Cantwell, Robert L.	CON	238				
Morgan, Jane E. Ms.	LD	315	Cleverley, Mike	TUSC	207				
Byrne, Danny	TUSC	128	Cuffaro, Louise H. Ms.	TUSC	128				
Hatch Lane			Turnout 36.8%		Hoe Street			Turnout 38.0%	
<i>No change</i>					<i>No change</i>				
Fitzgerald, Marion J. Ms.*	CON	1,485	Mahmud, Saima*	LAB	2,279				
Walker, Geoffrey A.*	CON	1,249	Rusling, Mark S.*	LAB	2,226				
James, Tim R.	CON	1,134	Khan, Ahsan*	LAB	2,209				
Garrett, Stephen R.	LAB	935	Lambert, Stephen W.	GRE	580				
Hillman, Paul	UKIP	868	Hamilton, David A. R.	GRE	527				
Smith, Graham	LAB	743	Warrington, Anne R. Ms.	GRE	513				
Russell, Nicholas L.	LAB	741	Canty, Jonathan	CON	375				
Tatam, Robert F.	GRE	575	Hemsted, Roger W.	CON	333				
Jones, Marc H.	LD	252	Jovcic, Pamela Ms.	CON	331				
Wills, Sue Ms.	TUSC	152	Bell, Paul A.	TUSC	198				
			Azim, Jahanara	LD	194				
			Hatton, Peter	LD	192				
			Yilmaz, Zeliha	LD	165				

Larkswood			Turnout 36.5%			Leytonstone			Turnout 38.8%			
<i>No change</i>						<i>No change</i>						
Moss, John J. C.*	CON	1,428	Loakes, Clyde*	LAB	1,979	Mill, Bernadette C. Ms.*	CON	1,421	Pye, Marie Ms.*	LAB	1,947	
Balkan, Millie E. Ms.	CON	1,401	Gray, Jenny Ms.*	LAB	1,905	Garrett, Anne Ms.	LAB	956	Dawes, Mark S.	GRE	700	
Hayes, Noel A. P.	LAB	916	Ahmed, Suleman N.	LD	652	Jackson, Henrietta A. Ms.	LAB	859	Faiz, Faiz	LD	598	
King, Richard	UKIP	780	Mirza, Sadia	LD	566	King, Richard	UKIP	780	Johnson, Helen B. F.	CON	473	
Sullivan, Jennifer E. Ms.	LD	169	Alt, David A.	CON	427	Sullivan, Jennifer E. Ms.	LD	169	Samuel-Leport, Molly I. Ms.	CON	379	
Carey, Bob	NLP	154	Muna, Suzanne Ms.	TUSC	190	Carey, Bob	NLP	154	Hockey, Len	TUSC	180	
Pattison, Ian	TUSC	142	Taylor, Aidan N.	TUSC	129	Pattison, Ian	TUSC	142				
Lea Bridge			Turnout 31.2%			Markhouse			Turnout 34.2%			
<i>No change</i>						<i>No change</i>						
Ahmad, Masood*	LAB	2,259	Waldron, Sharon M. Ms.	LAB	2,011	Asghar, Mohammad	LAB	2,020	Mahmood, Asim*	LAB	1,952	
Osho, Yemi	LAB	1,871	Khan, Johar	LAB	1,930	Barrat, Rachel S. Ms.	GRE	619	Norman, Claire Ms.	GRE	772	
Barrat, Rachel S. Ms.	GRE	619	Norman, Claire Ms.	GRE	772	Andrews, Kay-Lorraine Ms.	LD	429	Murphy, Stephen J.	CON	439	
Andrews, Kay-Lorraine Ms.	LD	429	Murphy, Stephen J.	CON	439	Cantwell, Jenny Ms.	CON	379	Lake, Matt	LD	398	
Cantwell, Jenny Ms.	CON	379	Lake, Matt	LD	398	Kayani, Azhar M.	LD	375	Gillman, Dan	TUSC	362	
Kayani, Azhar M.	LD	375	Gillman, Dan	TUSC	362	Berg, Christopher P.	CON	370	Rubin, Quintin A.	LD	290	
Berg, Christopher P.	CON	370	Rubin, Quintin A.	LD	290	Lobo, Carsten M. A.	CON	289	Hirsch, Joel A.	TUSC	268	
Lobo, Carsten M. A.	CON	289	Hirsch, Joel A.	TUSC	268	Reynolds, Martin S.	TUSC	276	Lofur, Nund	LD	187	
Reynolds, Martin S.	TUSC	276	Lofur, Nund	LD	187	Nocek, Marcin J.	LD	233				
Nocek, Marcin J.	LD	233				Leyton			Turnout 36.7%			
<i>3 LAB gains from LD</i>						<i>1 LAB gain from CON</i>						
Edwards, Jacob	LAB	1,973	Valley	Turnout 37.8%			Hemsted, Jemma L. Ms.*	CON	1,388	Ihenachor, Whitney	LAB	1,923
Siggers, Alan W.*	CON	1,318	Beg, Aktar	LAB	1,160	Miller, Simon	LAB	1,786	Sullivan, Bob*	LD	1,211	
Wedderburn, Laurance A.*	CON	1,100	O'Dea, Jonathan	LAB	1,063	Sullivan, Bob*	LD	1,211	Lee, Audrey Ms.	LD	1,044	
Rahman, Shumon S.	LAB	1,033	Murray, John	UKIP	793	Lee, Audrey Ms.	LD	1,044	Harvey-Agyei, Jerome	LD	1,022	
Murray, John	UKIP	793	Paterson, Ian A.	LD	211	Harvey-Agyei, Jerome	LD	1,022	Wellings, Diana Ms.	GRE	381	
Paterson, Ian A.	LD	211	Malik, Shahnaz	LD	205	Wellings, Diana Ms.	GRE	381	Edwards, James P.	CON	233	
Malik, Shahnaz	LD	205	Boyle, Henry A.	NLP	179	Edwards, James P.	CON	233	Pryor, Anne Ms.	CON	209	
Boyle, Henry A.	NLP	179	Wrack, Sarah L. Ms.	TUSC	164	Pryor, Anne Ms.	CON	209	Hyett, Nicholas C.	CON	205	
Wrack, Sarah L. Ms.	TUSC	164				Hyett, Nicholas C.	CON	205	Beishon, Suzanne L. Ms.	TUSC	157	
						Beishon, Suzanne L. Ms.	TUSC	157	Parslow, Kevin	TUSC	130	
						Parslow, Kevin	TUSC	130				

William Morris			Wood Street		
Turnout 41.5%			Turnout 40.8%		
<i>No change</i>			<i>No change</i>		
Williams, Grace M. Ms.	LAB	2,441	Bean, Angie Ms.*	LAB	2,267
Ali, Nadeem*	LAB	2,421	Barnett, Peter J.*	LAB	2,120
Emmerson, Stuart	LAB	2,287	Sweden, Richard C.*	LAB	1,999
Davies, Huw P. T.	GRE	724	Balkan, Ismet	CON	825
Farooq, Ummer	UKIP	333	Alavi, Abdul W.	CON	818
Cook, Jamie L.	LD	317	Soininen, Riitta H. Ms.	CON	693
Hemsted, Gillian J. Ms.	CON	290	Payne, Roger M.	GRE	626
Vero, Sheila A. Ms.	CON	256	Cox, Bob	UKIP	402
Jovicic, Mladen	CON	233	Mahmood, Naila Ms.	LD	201
Iqbal, Qaisar	LD	222	Hawksbee, Lee	TUSC	190
Mitchell, Paula J. Ms.	TUSC	185	Poole, Stephen J.	TUSC	188
Kayani, Muhammad I.	LD	176	Hussain, Maqsood A.	LD	173
Douglas, Kenneth S.	TUSC	149	Masih, Sahar	LD	135
Mcclinton, Michael G.	TUSC	142			

By-elections

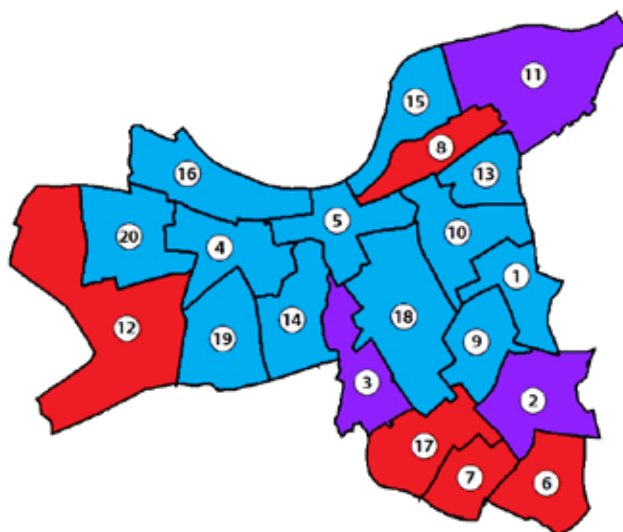
Larkwood		Turnout 24.4%
<i>12 July 2012</i>		<i>No change</i>
Moss, John	CON	1,392
Woodrow, Peter	LAB	472
Woolnough, Graham	LD	79
Measure, Bill	GRE	70
O'Rourke, James	NLP	64
<i>Resignation of Northover, Edwin J. (CON)</i>		

Wandsworth

Conservative administration

- | | |
|---------------|--------------------------------|
| 1 Balham | 12 Roehampton and Putney Heath |
| 2 Bedford | 13 Shaftesbury |
| 3 Earlsfield | 14 Southfields |
| 4 East Putney | 15 St. Mary's Park |
| 5 Fairfield | 16 Thamesfield |
| 6 Furzedown | 17 Tooting |
| 7 Graveney | 18 Wandsworth Common |
| 8 Latchmere | 19 West Hill |
| 9 Nightingale | 20 West Putney |
| 10 Northcote | |
| 11 Queenstown | |

	Conservative
	Labour
	Conservative/Labour



State of the parties, 1964-2014

	CON	LAB	LD	other	total
22.5.14	41	19	-	-	60
6.5.10	47	13	-	-	60
4.5.06	51	9	-	-	60
2.5.02	50	10	-	-	60
7.5.98	50	11	-	-	61
5.5.94	45	16	-	-	61
3.5.90	48	13	-	-	61
8.5.86	31	30	-	-	61
6.5.82	33	27	1	-	61
4.5.78	36	25	-	-	61
4.5.74	12	48	-	-	60
13.5.71	7	53	-	-	60
9.5.68	48	12	-	-	60
7.5.64	13	47	-	-	60

% share of the poll, 1964-2014

	% poll	CON	LAB	LD	other
22.5.14	36.9	39.8	31.9	7.2	21.1
6.5.10	62.7	45.8	28.2	16.5	9.5
4.5.06	34.1	51.2	23.8	10.3	14.7
2.5.02	29.7	49.4	30.9	10.9	8.8
7.5.98	39.4	52.7	35.6	8.3	3.4
5.5.94	50.0	49.4	39.1	8.8	2.7
3.5.90	56.5	50.8	37.1	4.5	7.6
8.5.86	51.4	42.7	44.0	10.9	2.5
6.5.82	48.7	42.7	38.1	18.8	0.5
4.5.78	45.3	51.7	42.0	4.0	2.4
4.5.74	35.7	38.2	52.1	8.9	0.8
13.5.71	40.3	38.2	60.4	0.7	0.8
9.5.68	34.3	59.7	34.9	4.6	0.8
7.5.64	35.0	38.1	53.3	6.5	2.1

General statistics

		Wandsworth	London
Electorate	May 2014	234,029	5,878,824
	May 2010	231,819	5,689,223
Resident population aged 18 and over	Mid 2014	258,800	6,597,100
	Mid 2010	249,000	6,318,000
Estimated % unemployed	2013/14	6.4	8.2
	2009/10	7.2	9.1
Band 'D' council tax	May 2014	£692	£1,302
	May 2010	£687	£1,309

% share of the poll

	Date	%poll	CON	LAB	LD	GRE	BNP	UKIP	IND	REA	Others
Balham	22.5.14	34.6	47.1	23.3	8.9	15.3	-	5.4	-	-	-
	6.5.10	67.1	50.0	21.7	18.5	9.7	-	-	-	-	-
Bedford	22.5.14	39.5	37.7	37.3	6.3	13.7	-	5.0	-	-	-
	6.5.10	64.8	42.2	31.3	18.2	8.3	-	-	-	-	-
Earlsfield	22.5.14	38.3	38.7	34.2	6.5	13.7	-	6.9	-	-	-
	6.5.10	64.5	46.8	25.8	17.0	10.4	-	-	-	-	-
East Putney	22.5.14	35.8	48.1	20.6	9.4	14.0	-	7.9	-	-	-
	6.5.10	61.6	53.2	19.8	18.2	8.7	-	-	-	-	-
Fairfield	22.5.14	31.8	43.6	23.1	8.4	14.3	-	6.5	4.1	-	-
	6.5.10	63.2	49.5	22.1	16.3	12.1	-	-	-	-	-
Furzedown	22.5.14	43.7	20.2	56.6	4.9	10.1	-	5.9	-	-	2.3
	6.5.10	65.7	28.6	50.5	13.2	7.7	-	-	-	-	-
Graveney	22.5.14	38.1	18.1	54.8	6.4	13.2	-	5.3	-	-	2.1
	6.5.10	63.2	20.8	41.2	29.3	8.7	-	-	-	-	-
Latchmere	22.5.14	34.9	27.1	46.2	5.0	11.7	-	7.5	-	-	2.4
	6.5.10	57.6	31.4	43.8	14.3	8.1	-	-	-	-	2.4
Nightingale	22.5.14	36.4	47.3	26.0	7.9	13.9	-	4.9	-	-	-
	6.5.10	68.8	46.6	23.4	18.1	11.8	-	-	-	-	-
Northcote	22.5.14	33.3	51.4	19.8	9.0	15.1	-	4.8	-	-	-
	6.5.10	66.6	57.5	19.8	15.1	7.7	-	-	-	-	-
Queenstown	22.5.14	35.8	40.2	39.5	4.5	8.5	-	7.3	-	-	-
	6.5.10	56.4	43.4	34.7	13.9	8.0	-	-	-	-	-
Roehampton and Putney Heath	22.5.14	35.0	32.1	45.7	3.5	9.1	-	9.5	-	-	-
	6.5.10	50.4	39.2	36.6	16.7	7.5	-	-	-	-	-
St. Mary's Park	22.5.14	33.5	43.2	26.2	7.7	14.8	-	8.2	-	-	-
	6.5.10	58.5	49.3	25.9	14.2	10.5	-	-	-	-	-
Shaftesbury	22.5.14	33.0	45.7	27.4	9.6	14.9	-	-	-	-	2.4
	6.5.10	62.7	53.1	25.0	15.2	6.8	-	-	-	-	-
Southfields	22.5.14	39.7	38.5	22.6	6.8	13.2	-	-	18.9	-	-
	29.3.12	<i>n/a</i>	49.1	40.3	5.9	2.7	-	1.1	1.0	-	-
	6.5.10	65.1	49.3	23.0	18.5	7.6	-	-	1.7	-	-
Thamesfield	22.5.14	37.5	50.0	17.5	9.6	17.0	-	6.0	-	-	-
	30.6.11	<i>n/a</i>	45.8	31.3	16.7	6.2	-	-	-	-	-
	6.5.10	67.5	57.9	16.8	15.1	10.3	-	-	-	-	-
Tooting	22.5.14	41.6	27.8	45.2	6.0	11.4	-	5.4	-	-	4.2
	6.5.10	62.6	30.9	45.8	14.1	7.2	-	-	-	-	1.9
Wandsworth Common	22.5.14	39.2	52.5	19.4	8.7	12.4	-	7.0	-	-	-
	6.5.10	69.8	59.3	17.7	13.6	9.4	-	-	-	-	-
West Hill	22.5.14	37.4	41.5	29.1	7.8	13.3	-	8.3	-	-	-
	6.5.10	56.1	45.4	25.9	15.0	10.5	3.1	-	-	-	-
West Putney	22.5.14	37.6	51.5	20.2	8.5	10.9	-	8.9	-	-	-
	6.5.10	62.3	53.5	22.7	15.2	8.6	-	-	-	-	-

Results

Balham			Turnout 34.6%			East Putney			Turnout 35.8%		
<i>No change</i>						<i>No change</i>					
Usher, Caroline H. M. I. Ms.*	CON	2,150	McDonnell, Leslie F.*	CON	2,261						
Salier, Clare D. W. Ms.	CON	2,052	Crivelli, Luigi G.	CON	2,233						
Ellis, John P.*	CON	2,041	Govindia, Ravindra P.*	CON	2,134						
Hyland, Caroline C. Ms.	LAB	1,126	Flanagan, Eileen A. Ms.	LAB	1,050						
Mcdonald, Alan J.	LAB	1,095	Gibbons, Joseph	LAB	937						
Powell, Toby P. J.	LAB	869	Knowles, Robert	LAB	858						
Vitelli, Siobhan M. Ms.	GRE	676	Morris, Richard J.	GRE	644						
Cronin, Muriel B. Ms.	LD	419	Miucci-Casale, Fernanda G. Ms.	LD	501						
Green, Matthew G.	LD	370	Shocket, Godfrey S.	LD	402						
Brockman, Ralph W. D.	UKIP	241	Williams, John M.	LD	387						
			Wells, Mike B.	UKIP	363						
Bedford			Turnout 39.5%			Fairfield			Turnout 31.8%		
<i>2 LAB gains from CON</i>						<i>No change</i>					
Anderson, Kathleen F. Ms.	LAB	1,935	Mccausland, Piers C.*	CON	1,924						
Dunn, Antonia F. P. Ms.*	CON	1,895	Sweet, William H. E.	CON	1,801						
Allin-Khan, Rosena C. Ms.	LAB	1,843	Thom, James S.*	CON	1,752						
Jacob, Alexander M.*	CON	1,828	Cresswell, Liane B. Ms.	LAB	1,021						
Locker, John A.*	CON	1,826	Sharp, Caroline H. Ms.	LAB	958						
Parker, Sophia E. Ms.	LAB	1,716	Ponsonby, Frederick M. T.	LAB	925						
Vickery, Albert R.	GRE	673	Waterman, Antony J. D.	GRE	598						
Woodward, William E.	LD	329	Warren, Patrick M.	LD	374						
Wells, Andrew C.	LD	288	Scaping, Paul H.	LD	325						
Cox, Robert A.	UKIP	243	Johnstone, Jacqueline Ms.	UKIP	271						
			Mclean, Seymour A.	IND	171						
Earlsfield			Turnout 38.3%			Furzedown			Turnout 43.7%		
<i>1 LAB gain from CON</i>						<i>No change</i>					
Knowles, Adrian C.	CON	2,164	Cooper, Leonie A. Ms.*	LAB	3,101						
Lescott, Charles A.	CON	2,089	Jones, Candida A. R. Ms.	LAB	2,852						
Stokes, Rachael E. Ms.	LAB	1,877	Thomas, Mark D.*	LAB	2,829						
Mazumdar, Sarbani Ms.	CON	1,817	Brummitt, India K. Ms.	CON	1,107						
Roberts, Colin E.	LAB	1,809	Scott, Tracy E. M. Ms.	CON	1,036						
White, Paul J.	LAB	1,672	Munro, Greg A.	CON	990						
Butler, Ciaran J.	GRE	713	Day, Michael L.	GRE	530						
Harmsen, John	UKIP	361	Turner, Timothy M.	GRE	511						
Day, Ashley C.	LD	348	Richins, Laurence C.	UKIP	303						
Bailey, Oliver A.	LD	329	Patterson, David	LD	254						
			Hendry, Kim Ms.	TUSC	121						

Graveney			Northcote		
<i>No change</i>			<i>No change</i>		
Gibbons, Andrew R. A.*	LAB	2,633	Dodd, Jane M. Ms.	CON	2,198
Macdonald, Alaina Ms.	LAB	2,595	Dawson, Peter M.*	CON	2,187
Osborn, Rex A.*	LAB	2,471	Johnson, Martin D.*	CON	1,984
Baker, Harriet E. M. Ms.	CON	964	Heath, James H.	LAB	888
White, Christopher P.	CON	801	Noble, Gareth J.	LAB	805
Mazumdar, Rakesh	CON	784	Kanal, Shalu C. Ms.	LAB	761
Partridge, Neil R.	GRE	620	Evans, Guy M. C.	GRE	623
Dearden, Stephanie M. Ms.	LD	348	Green, Christine A. Ms.	LD	388
Clapham, Edward J.	LD	311	Beavan, Jake M.	LD	355
Perry, David M. J.	UKIP	249	Nabarro, David J. N.	UKIP	198
Clifton, Michael A.	LD	239			
Maples, Laurence A.	TUSC	98			
Latchmere			Queenstown		
<i>No change</i>			<i>1 LAB gain from CON</i>		
Belton, Anthony J.*	LAB	2,172	Nardelli, Nicola I. Ms.*	CON	1,773
Speck, Wendy M. Ms.*	LAB	1,933	Ephson, Sally-Ann Ms.	LAB	1,753
Hogg, Simon A.*	LAB	1,899	Hanson, Marie T. Ms.	CON	1,711
Plummer, Matthew W. Y.	CON	1,218	Marsh, Peter J.	CON	1,678
Sintim, Rose P. Ms.	CON	1,203	Rowney, Mark W.	LAB	1,665
Summerfield, Rosemary A. Ms.	CON	1,096	Taylor, Peter M.	LAB	1,650
Mason, Peter	GRE	508	Hoffman, Marian B. Ms.	GRE	401
Tinkler, Angela K. Ms.	UKIP	327	Barnes, Brian G.	GRE	385
Voyce, Hollie R. L. Ms.	LD	221	Shuttleworth, Richard A.	UKIP	313
Davis, Richard A.	LD	213	Stuart, Elridge F. L. J.	GRE	306
Edwards, Robert P.	TUSC	106	Smith, Adrian J.	LD	237
			Walden, David S.	LD	151
Nightingale			Roehampton and Putney Heath		
<i>No change</i>			<i>2 LAB gains from CON</i>		
Mcdermott, Sarah C. Ms.*	CON	2,122	Mckinney, Susan E. Ms.	LAB	1,964
Field, Richard C.	CON	2,057	Carpenter, Peter J.*	LAB	1,870
Hart, Ian P.*	CON	1,984	Ambache, Jeremy N.	LAB	1,865
Panto, Mark S.	LAB	1,189	Anthony, Peter E. J.	CON	1,423
Osborne, Nicholas M.	LAB	1,136	Mcgann, Martin T.	CON	1,300
Randall, Belinda J. Ms.	LAB	1,059	Nickels, Jennifer S. Ms.*	CON	1,285
Bradley, Susan P. Ms.	GRE	713	Turner, Daura-Edwina Ms.	UKIP	394
Mackenzie, Bruce W. D.	GRE	493	Humphreys, Graham P.	GRE	379
Ogden, Caroline Ms.	LD	443	Petros, Katia E. Ms.	LD	168
Shocket, Susan Ms.	LD	247	Fenwick, Toby J.	LD	159
Mcdonald, Strachan D.	UKIP	214	Sanders, Moira R. Ms.	LD	115

St. Mary's Park			Thamesfield		
<i>No change</i>			<i>No change</i>		
Hampton, Melanie C. A. Ms.	CON	2,201	Torrington, Rosemary C. Ms.*	CON	2,579
Strickland, Tessa M. E. Ms.	CON	2,066	Ryder, Michael J.*	CON	2,466
O`Broin, Rory P.	CON	2,030	Maddan, James P. R.*	CON	2,437
Garrigan, Daniel P. J.	LAB	1,363	Grimshaw, Janet Ms.	LAB	953
Pollen, Carmel M. J. Ms.	LAB	1,270	Gibbons, Stephen	LAB	880
Pearce, Clayton J.	LAB	1,180	Carter, Richard F.	GRE	846
Davis, Lois E. Ms.	GRE	718	Locke, Christopher E.	LAB	790
Hamilton, Mostyn N.	UKIP	396	Compson, Henry J.	LD	554
Porter, Jeremy W.	LD	372	Johnson, Peter	LD	479
			Zhang, Nick C.	LD	399
			Payne, William R. S.	UKIP	298
Shaftesbury			Tooting		
<i>No change</i>			<i>No change</i>		
Cousins, James A.*	CON	1,932	Critchard, Annamarie M. Ms.	LAB	2,499
Cook, Jonathan P.*	CON	1,850	Daley, James G. D.*	LAB	2,495
Senior, John G. B.*	CON	1,794	Johnson, Benjamin R.*	LAB	2,371
Linton, Martin	LAB	1,227	Hughes, Robert D.	CON	1,583
Stock, Katharine C. Ms.	LAB	1,084	Raynor, James S.	CON	1,525
Al-Ameen, Mohammed Y. O.	LAB	1,030	Syed, Shakeel A.	CON	1,427
Austin, Caroline M. G. Ms.	GRE	604	Obiri-Darko, Esther Ms.	GRE	622
Montgomery, Patrick W.	LD	391	Irwin, Jonathon D.	LD	361
Van De L`Isle, Hugh D.	TUSC	96	Derrington, Giles	LD	327
Southfields			Wandsworth Common		
<i>No change</i>			<i>No change</i>		
Caddy, Kim Ms.*	CON	2,302	Clay, Claire E. Ms.*	CON	2,598
Humphries, Guy D. R.*	CON	2,291	Heaster, Maurice A. S.*	CON	2,396
Walsh, Terence M.*	CON	2,172	Tracey, Katharine R. Ms.*	CON	2,313
Tattum, Ian S.	LAB	1,394	Murday, Sophia J. Ms.	LAB	916
Booker, Maureen D. Ms.	LAB	1,328	Metcalf, Richard J.	LAB	903
Martin, Elizabeth Ms.	LAB	1,252	Cunningham, Kieran P.	LAB	875
Richman, Robert J.	IND	1,106	Schwarz, Michael R.	GRE	574
Hunter, Connie A. Ms.	GRE	773	John-Richards, Susan Ms.	LD	404
Griffin-Beale, Lucy J. Ms.	LD	460	Pasley-Tyler, Robert	UKIP	327
Ahmed, Anna M. L. Ms.	LD	443			
Brown, Hugh P.	LD	300			

West Hill			West Putney		
<i>No change</i>			<i>No change</i>		
		Turnout 37.4%			Turnout 37.6%
Cuff, Nicholas R. *	CON	2,138	Cooper, Jane Ms. *	CON	2,429
Grimston, Malcolm C. *	CON	1,880	Lewer, Ian P.	CON	2,237
Peterkin, Andrew E.	CON	1,810	Sutters, Stephanie J. Ms. *	CON	2,221
Ireland, Angela M. Ms.	LAB	1,420	Ayres, Finna J. Ms.	LAB	1,066
Khan, Basheer U. H.	LAB	1,413	Roy, Donald J.	LAB	827
Gallagher, Stephen J.	LAB	1,256	Stevens, Anthony N.	LAB	814
Sokolowski, Tomasz	GRE	625	Germanis, Alexandros	GRE	490
Devons, Catherine S. Ms.	LD	519	Poole, Christopher E.	GRE	486
Van Randwyck, Hugo A.	UKIP	388	Cottis, Eileen E. Ms.	LD	449
Tyler, Bernard J. C.	LD	331	Hodges, Anthony W.	UKIP	396
Ward, Christopher R.	LD	253	Saddler, Jamie R.	LD	387
			Williams, Robert I.	LD	297

By-elections**Thamesfield***30 June 2011**No change*

Ryder, Michael	CON	1,497
Klapp, Christian	LAB	1,022
Smart, Lisa Ms.	LD	545
Hoffman, Marian Ms.	GRE	202
<i>Resignation of Lister, Edward J.U. (CON)</i>		

Southfields*29 March 2012**No change*

Caddy, Kim Ms.	CON	1,841
Kaile, Josh	LAB	1,511
Munro, John	LD	220
Mackenzie, Bruce	GRE	100
McDonald, Strachan	UKIP	40
Abid, Mohammed	IND	38

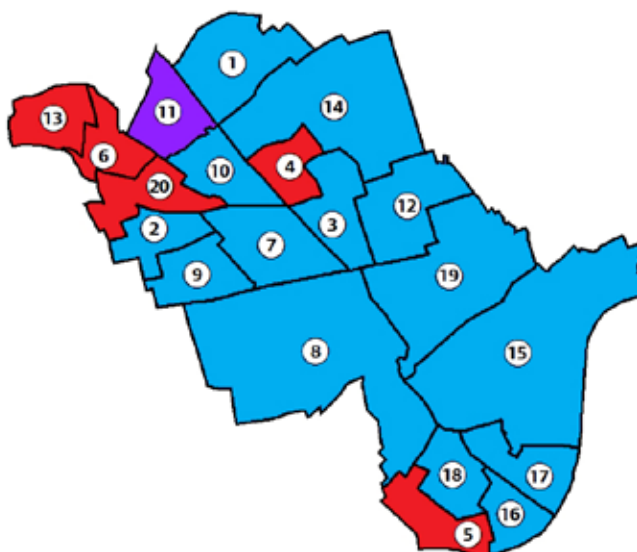
Resignation of Allan, Lucy E. Ms. (CON)

City of Westminster

Conservative administration

1	Abbey Road	11	Maida Vale
2	Bayswater	12	Marylebone High Street
3	Bryanston and Dorset Square	13	Queen's Park
4	Churchill	14	Regent's Park
5	Church Street	15	St James's
6	Harrow Road	16	Tachbrook
7	Hyde Park	17	Vincent Square
8	Knightsbridge and Belgravia	18	Warwick
9	Lancaster Gate	19	Westbourne
10	Little Venice	20	West End

■	Conservative
■	Labour
■	Conservative/Labour



State of the parties, 1964-2014

	CON	LAB	LD	other	total
22.5.14	44	16	-	-	60
6.5.10	48	12	-	-	60
4.5.06	48	12	-	-	60
2.5.02	48	12	-	-	60
7.5.98	47	13	-	-	60
5.5.94	45	15	-	-	60
3.5.90	45	15	-	-	60
8.5.86	32	27	-	1	60
6.5.82	43	16	-	1	60
4.5.78	39	19	-	2	60
4.5.74	37	23	-	-	60
13.5.71	37	23	-	-	60
9.5.68	55	5	-	-	60
7.5.64	41	19	-	-	60

% share of the poll, 1964-2014

	% poll	CON	LAB	LD	other
22.5.14	32.3	40.7	32.8	6.2	20.3
6.5.10	53.2	43.2	25.4	18.9	12.5
4.5.06	42.7	57.5	23.3	15.6	3.6
2.5.02	27.4	56.4	27.6	13.0	3.1
7.5.98	32.0	55.1	32.1	9.0	3.8
5.5.94	46.1	52.4	35.3	9.9	2.4
3.5.90	51.5	53.2	35.0	7.2	4.6
8.5.86	39.6	42.5	38.7	17.3	1.5
6.5.82	37.4	49.6	30.0	18.4	2.0
4.5.78	35.5	55.7	37.9	1.3	5.1
4.5.74	33.3	50.8	42.6	4.8	1.8
13.5.71	33.2	50.6	45.8	2.6	0.9
9.5.68	27.2	71.7	24.7	2.9	0.8
7.5.64	28.0	53.8	41.5	4.2	0.4

General statistics

		City of Westminster	London
Electorate	May 2014	138,841	5,878,824
	May 2010	148,226	5,689,223
Resident population aged 18 and over	Mid 2014	191,000	6,597,100
	Mid 2010	182,500	6,318,000
Estimated % unemployed	2013/14	5.5	8.2
	2009/10	7.8	9.1
Band 'D' council tax	May 2014	£681	£1,302
	May 2010	£688	£1,309

% share of the poll

	Date	%poll	CON	LAB	LD	GRE	BNP	UKIP	IND	REA	Others
Abbey Road	22.5.14	30.9	58.0	19.6	10.2	12.2	-	-	-	-	-
	6.5.10	56.2	56.7	19.0	14.1	10.2	-	-	-	-	-
Bayswater	22.5.14	30.4	39.5	20.9	21.9	17.7	-	-	-	-	-
	6.5.10	53.3	45.8	22.8	31.3	-	-	-	-	-	-
Bryanston & Dorset Square	22.5.14	29.4	51.7	19.2	11.9	17.2	-	-	-	-	-
	6.5.10	48.7	51.2	18.0	18.5	12.3	-	-	-	-	-
Churchill	22.5.14	41.8	35.0	39.7	6.0	10.6	-	-	8.6	-	-
	6.5.10	56.8	45.0	29.6	25.4	-	-	-	-	-	-
Church Street	22.5.14	34.8	18.5	67.1	-	14.4	-	-	-	-	-
	6.5.10	56.1	24.6	45.3	15.5	8.3	-	-	6.3	-	-
Harrow Road	22.5.14	32.9	15.7	56.5	-	16.7	-	11.1	-	-	-
	6.5.10	58.0	18.6	43.3	20.8	13.4	-	3.9	-	-	-
Hyde Park	22.5.14	26.6	52.6	24.5	-	12.9	-	10.0	-	-	-
	3.5.12	33.0	57.8	22.5	7.1	7.3	-	3.8	1.6	-	-
	6.5.10	45.5	47.4	-	27.6	25.0	-	-	-	-	-
Knightsbridge & Belgravia	22.5.14	26.3	74.8	10.2	-	15.0	-	-	-	-	-
	6.5.10	42.7	73.6	-	-	26.4	-	-	-	-	-
Lancaster Gate	22.5.14	29.0	51.3	21.9	11.9	14.9	-	-	-	-	-
	6.5.10	49.8	47.2	19.4	19.5	11.4	-	2.6	-	-	-
Little Venice	22.5.14	32.5	47.7	29.9	7.2	15.2	-	-	-	-	-
	6.5.10	57.6	47.1	26.3	15.7	10.8	-	-	-	-	-
Maida Vale	22.5.14	35.8	39.5	34.9	10.7	14.8	-	-	-	-	-
	6.5.10	57.8	41.1	27.7	16.9	12.5	-	1.7	-	-	-
Marylebone High Street	22.5.14	28.8	59.0	16.1	9.1	15.8	-	-	-	-	-
	2.5.13	23.1	59.1	13.0	6.7	3.2	-	6.2	-	-	11.8
	6.5.10	48.3	47.0	-	28.2	24.9	-	-	-	-	-
Queen's Park	22.5.14	35.4	16.1	67.4	-	16.5	-	-	-	-	-
	6.5.10	58.8	15.0	47.9	18.7	14.0	-	4.2	-	-	-
Regent's Park	22.5.14	31.2	47.7	29.7	9.1	13.5	-	-	-	-	-
	6.5.10	50.8	55.0	29.9	-	15.2	-	-	-	-	-
St. James's	22.5.14	29.6	42.1	22.5	8.8	14.1	-	12.6	-	-	-
	6.5.10	49.4	46.7	19.5	22.6	11.2	-	-	-	-	-
Tachbrook	22.5.14	37.4	46.5	22.6	8.0	11.4	-	11.6	-	-	-
	6.5.10	58.8	57.6	20.4	22.0	-	-	-	-	-	-
Vincent Square	22.5.14	36.5	42.1	24.0	-	14.4	-	10.5	9.0	-	-
	6.5.10	55.7	55.0	21.9	23.1	-	-	-	-	-	-
Warwick	22.5.14	35.4	52.5	18.6	7.0	11.4	-	10.4	-	-	-
	6.5.10	56.2	62.0	16.7	21.3	-	-	-	-	-	-
Westbourne	22.5.14	32.1	15.3	59.9	-	13.8	-	11.1	-	-	-
	6.5.10	53.0	21.0	48.4	16.8	11.2	-	-	2.6	-	-
West End	22.5.14	29.9	43.2	19.7	6.9	14.3	-	-	16.0	-	-
	6.5.10	49.7	44.7	21.0	18.6	12.5	-	-	-	-	3.1

Results

Abbey Road	Turnout 30.9%		Churchill	Turnout 41.8%	
<i>No change</i>			<i>3 LAB gain from CON</i>		
Hall, Lindsey Ms.*	CON	1,277	Gassanly, Murad	LAB	1,187
Warner, Judith Ms.*	CON	1,248	Talukder, Shamim	LAB	1,172
Freeman, Peter	CON	1,247	Williams, Jason T.	LAB	1,095
Hoskyns, Katharine Ms.	LAB	487	Havery, Andrew J.*	CON	1,051
Denton, Peter	LAB	429	Wilkinson, Jacqui Ms.	CON	1,018
Sommariva, Angelo A.	LAB	359	Pierre-Traves, Alex	CON	981
Tandy, Emmanuelle C. Ms.	GRE	265	Mackie, George P.	GRE	308
Boulter, Tilly Ms.	LD	221	Uddin, Muhammad E.	IND	251
			Ewen, David C. C.	LD	175
			Torres, Rhoda M. Ms.	LD	175
Bayswater	Turnout 30.4%		Church Street	Turnout 34.8%	
<i>No change</i>			<i>No change</i>		
Connell, Brian*	CON	901	Grahame, Barbara*	LAB	1,854
Holloway, Richard	CON	815	Toki, Aziz*	LAB	1,602
Rahuja, Suhail*	CON	795	Rampulla, Vincenzo	LAB	1,597
Williams, Anthony P.	LD	508	Bradley, Isobel Ms.	CON	495
Zommer, Yuval	LD	484	Boufas, Rachid	CON	449
Kay-Lambert, Lauren Ms.	LAB	472	Hankinson, Lauren Ms.	CON	448
Bennett, Nathan	LAB	450	Enflo, Marta H. Ms.	GRE	362
Ahmed, Hussain	LAB	406			
Blackburn, Mark D. H.	LD	399			
Acciari, Louisa Ms.	GRE	376			
Bryanston and Dorset Square	Turnout 29.4%		Harrow Road	Turnout 32.9%	
<i>No change</i>			<i>No change</i>		
Lewis, Audrey R. Ms.*	CON	1,207	Bush, Ruth Ms.*	LAB	1,788
Beddoe, Richard M.*	CON	1,180	Mckie, Guthrie*	LAB	1,493
Mohammed, Adnan	CON	1,049	Mukerji, Nilavra*	LAB	1,415
Buxton, Brenda J. Ms.	LAB	468	Green, Grazyna Ms.	CON	546
Buckland, Derek J.	LAB	415	Sandford, Roc	GRE	464
Garside, Mair E. Ms.	LAB	391	Nassif, Aline Ms.	CON	406
Nadel, Jennifer Ms.	GRE	381	Singh, Hartej	CON	349
Browne, Nicola Ms.	LD	286	Kitching, Russ	UKIP	308
Lockyer, Roger W.	LD	240			
			Hyde Park	Turnout 26.6%	
			<i>No change</i>		
			Acton, Heather Ms.*	CON	1,115
			Cox, Antonia Ms.*	CON	1,114
			Floru, JP*	CON	950
			Mannan, Charles	LAB	565
			Morgan, Firase	LAB	493
			Stephens, Thomas C.	LAB	421
			Cridge, Mark J.	GRE	261
			Collins, Tara L. Ms.	UKIP	202

Knightsbridge and Belgravia	Turnout 26.3%		Marylebone High Street	Turnout 28.8%	
<i>No change</i>			<i>No change</i>		
Roe, Philippa M. Ms.*	CON	1,158	Bott, Iain J.*	CON	1,199
Robathan, Rachael Ms.*	CON	1,138	Rowley, Ian D.*	CON	1,145
Devenish, Tony*	CON	1,114	Scarborough, Karen T. Ms.	CON	1,075
Bewley, Thomas	GRE	228	Cavalla, Madge Ms.	LAB	343
Buckland, Rosalyn L. D. Ms.	LAB	186	Garside, Owain R.	LAB	315
Blenkinsop, Joseph A.	LAB	154	Small, Hugh	GRE	306
Williams, Thomas A.	LAB	127	Cavalla, Peter	LAB	275
			Barr, Alistair G.	LD	220
Lancaster Gate	Turnout 29.0%		Sampson, Sally Ms.	LD	182
<i>No change</i>			Lannon, Haude Ms.	LD	127
Burbridge, Susie Ms.*	CON	1,262	Queen's Park	Turnout 35.4%	
Davis, Robert J.*	CON	1,152	<i>No change</i>		
Smith, Andrew P.*	CON	1,104	Mcallister, Patricia Ms.*	LAB	1,921
Elis, Dafydd	LAB	509	Dimoldenberg, Paul*	LAB	1,844
Whitmore, Liz Ms.	LAB	500	Taylor, Barrie K.*	LAB	1,805
Piddock, Angela Ms.	LAB	496	Green, Matthew	CON	545
Figgis, Nicholas O.	GRE	340	Huber, Jurgen	GRE	454
Baring, Sue Ms.	LD	314	Ahad, Abdul	CON	403
Kennet, Thoby	LD	229	Richardson, Eliza Ms.	CON	385
			Regent's Park	Turnout 31.2%	
Little Venice	Turnout 32.5%		<i>No change</i>		
<i>No change</i>			Astaire, Daniel P.*	CON	1,215
Caplan, Melvyn*	CON	1,102	Rigby, Robert*	CON	1,187
Adams, Ian*	CON	1,076	Mohindra, Gotz	CON	1,042
Arzymanow, Barbara J. Ms.	CON	1,075	Edwin, Dorothy Ms.	LAB	800
Wolff, Sue Ms.	LAB	695	Hamid, Ahmed	LAB	677
Moini, Betty Ms.	LAB	680	Luder, Nicholas	LAB	667
Less, Aicha Ms.	LAB	664	Dent, Jacqueline Ms.	GRE	324
Pready, Lynnet J. Ms.	GRE	346	Hartwell, Herbert R. R.	LD	219
Alimoradian, Bahram	LD	169			
Ekholm, Roberto	LD	157			
			St. James's	Turnout 29.6%	
Maida Vale	Turnout 35.8%		<i>No change</i>		
<i>1 LAB gain from CON</i>			Hyams, Louise R. Ms.	CON	1,038
Prendergast, Jan Ms.*	CON	1,222	Mitchell, Timothy J.	CON	1,011
Crockett, Thomas	CON	1,063	Thomson, Cameron A. J.	CON	955
Begum, Rita Ms.	LAB	1,063	Lumby, David K.	LAB	591
Tombolis, Frixos	CON	902	Roca, Tim	LAB	539
Ayub, Eram	LAB	889	Welsh, Fraser	LAB	475
Toki, Romena Ms.	LAB	861	Lyle, Juliet D. Ms.	GRE	335
Duke, Peter W. R.	GRE	399	Le Marchant, Silvia Ms.	UKIP	299
Welch, Peter J.	LD	288	Cheung, Steven D.	LD	228
			Pettinger, Paul G. D.	LD	206
			Thompson, Paul J.	LD	191

Tachbrook	Turnout 37.4%		Westbourne	Turnout 32.1%	
<i>No change</i>			<i>No change</i>		
Evans, Nick*	CON	1,103	Boothroyd, David*	LAB	1,713
Harvey, Angela A. Ms.*	CON	1,095	Hug, Adam*	LAB	1,695
Cuthbertson, Peter M.	CON	1,093	Qureshi, Papy Ms.*	LAB	1,563
Guy, Gillian Ms.	LAB	568	Clode, Richard	CON	473
Darrall, Joe	LAB	537	Shelford, Henry	CON	402
Thomson, William	LAB	493	Oteh, Iheoma Ms.	CON	398
Painter, Krystal B. Ms.	UKIP	274	Hunter-Tilney, Ludovic J. G.	GRE	381
Rubin, Conrad G.	GRE	268	Casey, Maggie Ms.	UKIP	306
Armstrong, Elizabeth Ms.	LD	231			
Johnson, Pippa Ms.	LD	200			
Mougenot, Tim	LD	132			
			West End	Turnout 29.9%	
			<i>No change</i>		
Vincent Square	Turnout 36.5%		Church, Paul J.	CON	1,027
<i>No change</i>			Roberts, Glenys M. Ms.*	CON	914
Harvey, David J.*	CON	1,364	Glanz, Jonathan*	CON	865
Chalkley, Danny J.*	CON	1,305	Cook, Katherine E. Ms.	LAB	453
Summers, Steve*	CON	1,256	Dumigan, Michael C.	LAB	435
Macri, Sarah J. Ms.	LAB	789	Dewhurst, Damian	LAB	393
Heap, Peter W.	LAB	758	Murray, Andrew J.	IND	347
Mathewson, Alen J.	LAB	686	De Beristain Humphrey, Anton D.	GRE	309
Harrison, Katherine L. Ms.	GRE	448	Ravenscroft, Alan W.	LD	152
Benmax, Peter	UKIP	327	Sperry, Sophie A. Ms.	LD	145
Rimensberger, Wilfried F.	IND	279			
Warwick	Turnout 35.4%				
<i>No change</i>					
Aiken, Nickie Ms.*	CON	1,419			
Argar, Edward J. C.*	CON	1,323			
Flight, Christabel Ms.*	CON	1,257			
Newson, Georgina Ms.	LAB	517			
Islam, Nurul	LAB	452			
Taylor, Andrew J. D.	LAB	449			
Parker, Benjamin C.	GRE	290			
Munday, Jonathan	UKIP	265			
Dugmore, Keith R.	LD	189			
Smithard, Jane Ms.	LD	181			
Platt, Mark A.	LD	166			

By-elections**Hyde Park***03 May 2012***Turnout 33%***No change*

Cox, Antonia M. Ms.	CON	1,448
Gordon, Jack	LAB	563
Cridge, Mark J.	GRE	182
Thompson, Martin	LD	178
Earl Of Bradford, Richard	UKIP	96
Dharamsey, Abdulla A. J. Ms.	IND	40

*Resignation of Barrow, Colin (CON)***Marylebone High Street***02 May 2013***Turnout 23.1%***No change*

Bott, Iain	CON	921
Slingsby, Nik	LAB	203
Saunders, Yael	FSP	184
Hill, Jeremy	LD	104
Mercieca, Paul	UKIP	96
Small, Hugh	GRE	50

Resignation of Marshall, Harvey C.J. (CON)

Ward voting statistics

Notes

The number voting is the number of ballot papers from all sources, included in the count.

The polling station and postal ballot papers are those included in the count.

The categories of reason for rejecting ballot papers are:

- lacking the official mark,

- containing more votes than the number of seats being contested,

- the voter could be identified by writing or marks, and

- unmarked or 'wholly void for uncertainty'.

Ward	Seats	Electorate	Number voting	% poll	Polling stations	Postal
Barking and Dagenham						
Abbey	3	8,672	3,193	36.8	2,424	769
Alibon	3	7,210	2,471	34.3	1,856	615
Becontree	3	8,601	3,169	36.8	2,300	869
Chadwell Heath	3	7,424	2,710	36.5	2,039	671
Eastbrook	3	7,757	2,833	36.5	2,097	736
Eastbury	3	7,962	2,757	34.6	1,968	789
Gascoigne	3	7,319	2,750	37.6	2,100	650
Goresbrook	3	7,812	2,713	34.7	1,978	735
Heath	3	7,523	2,629	35.0	2,024	605
Longbridge	3	8,287	3,621	43.7	2,809	812
Mayesbrook	3	7,093	2,432	34.3	1,856	576
Parsloes	3	6,901	2,285	33.1	1,718	567
River	3	7,339	2,622	35.7	1,939	683
Thames	3	7,017	2,626	37.4	2,003	623
Valence	3	7,344	2,554	34.8	1,874	680
Village	3	7,409	2,956	39.9	2,347	609
Whalebone	3	7,427	2,796	37.7	2,145	651
Barking and Dagenham	51	129,097	47,117	36.5	35,477	11,640
Barnet						
Brunswick Park	3	11,939	4,811	40.3	3,416	1,395
Burnt Oak	3	11,613	4,148	35.7	2,759	1,389
Childs Hill	3	11,435	4,749	41.5	3,432	1,317
Colindale	3	11,547	3,210	27.8	2,034	1,176
Coppetts	3	11,552	4,752	41.1	3,554	1,198
East Barnet	3	11,777	4,936	41.9	3,460	1,476
East Finchley	3	11,044	4,749	43.0	3,637	1,112
Edgware	3	11,116	4,502	40.5	2,833	1,669
Finchley Church End	3	11,215	4,566	40.7	3,173	1,393
Garden Suburb	3	10,834	4,584	42.3	3,210	1,374
Golders Green	3	10,283	3,985	38.8	2,629	1,356
Hale	3	11,550	5,014	43.4	3,343	1,671
Hendon	3	11,306	4,185	37.0	2,855	1,330
High Barnet	3	11,102	5,290	47.6	3,900	1,390
Mill Hill	3	12,236	4,930	40.3	3,317	1,613
Oakleigh	3	11,462	4,662	40.7	3,377	1,285
Totteridge	3	10,398	4,247	40.8	2,847	1,400
Underhill	3	11,531	4,931	42.8	3,463	1,468
West Finchley	3	9,936	4,446	44.7	3,188	1,258
West Hendon	3	11,250	4,273	38.0	2,910	1,363
Woodhouse	3	11,884	4,974	41.9	3,513	1,461
Barnet	63	237,010	95,944	40.5	66,850	29,094

Ward	Rejected ballot papers				Total	Rejected in part	Total valid papers	% valid votes
	Lacking official mark	More votes than entitled	Marked for identification	Unmarked wholly void				
Barking and Dagenham								
Abbey	0	4	0	6	10	0	3,183	99.7
Alibon	0	2	0	16	18	0	2,453	99.3
Becontree	0	3	0	5	8	0	3,161	99.7
Chadwell Heath	0	4	0	6	10	0	2,700	99.6
Eastbrook	0	3	0	4	7	0	2,826	99.8
Eastbury	0	2	0	5	7	0	2,750	99.7
Gascoigne	0	8	0	9	17	0	2,733	99.4
Goresbrook	0	2	0	4	6	0	2,707	99.8
Heath	0	5	0	9	14	0	2,615	99.5
Longbridge	0	2	0	2	4	0	3,617	99.9
Mayesbrook	0	0	0	10	10	0	2,422	99.6
Parsloes	0	5	0	9	14	0	2,271	99.4
River	0	1	0	12	13	0	2,609	99.5
Thames	0	3	0	3	6	0	2,620	99.8
Valence	0	0	0	2	2	0	2,552	99.9
Village	0	0	0	16	16	0	2,940	99.5
Whalebone	0	4	0	4	8	0	2,788	99.7
Barking and Dagenham	0	48	0	122	170	0	46,947	99.6
Barnet								
Brunswick Park	0	1	0	34	35	0	4,776	99.3
Burnt Oak	0	2	0	36	38	0	4,110	99.1
Childs Hill	0	7	0	30	37	0	4,712	99.2
Colindale	0	4	0	2	7	1	3,203	99.8
Coppetts	0	7	0	31	38	0	4,714	99.2
East Barnet	0	1	2	41	44	0	4,892	99.1
East Finchley	0	4	0	28	32	0	4,717	99.3
Edgware	0	5	0	21	26	0	4,476	99.4
Finchley Church End	0	1	0	9	10	0	4,556	99.8
Garden Suburb	0	2	0	32	34	0	4,550	99.3
Golders Green	0	9	3	25	37	0	3,948	99.1
Hale	0	4	0	42	46	0	4,968	99.1
Hendon	0	2	0	14	16	0	4,169	99.6
High Barnet	0	3	1	31	35	0	5,255	99.3
Mill Hill	0	7	0	15	22	0	4,908	99.6
Oakleigh	0	1	1	6	8	0	4,654	99.8
Totteridge	0	3	1	6	10	0	4,237	99.8
Underhill	0	2	0	11	13	0	4,918	99.7
West Finchley	0	4	0	12	16	0	4,430	99.6
West Hendon	0	11	1	17	29	0	4,244	99.3
Woodhouse	0	5	0	11	16	0	4,958	99.7
Barnet	0	85	9	454	549	1	95,395	99.4

Ward	Seats	Electorate	Number voting	% poll	Polling stations	Postal
Bexley						
Barnehurst	3	8,230	3,479	42.3	2,590	889
Belvedere	3	8,896	3,447	38.7	2,652	795
Blackfen and Lamorbey	3	8,263	3,435	41.6	2,740	695
Blendon and Penhill	3	8,474	3,495	41.2	2,668	827
Brampton	3	8,601	3,915	45.5	2,949	966
Christchurch	3	8,760	3,472	39.6	2,483	989
Colyers	3	7,734	3,116	40.3	2,273	843
Crayford	3	9,270	3,488	37.6	2,561	927
Cray Meadows	3	8,672	3,149	36.3	2,331	818
Danson Park	3	8,486	3,325	39.2	2,390	935
East Wickham	3	8,541	3,412	39.9	2,594	818
Erith	3	8,655	3,085	35.6	2,205	880
Falconwood and Welling	3	8,597	3,666	42.6	2,787	879
Lesnes Abbey	3	8,734	3,686	42.2	2,664	1,022
Longlands	3	8,459	3,362	39.7	2,530	832
North End	3	8,065	2,687	33.3	1,986	701
Northumberland Heath	3	8,201	3,454	42.1	2,653	801
St. Mary's	3	8,509	3,649	42.9	2,748	901
St. Michael's	3	8,358	3,171	37.9	2,451	720
Sidcup	3	9,082	3,689	40.6	2,784	905
Thamesmead East	3	8,463	2,777	32.8	1,968	809
Bexley	63	179,050	70,959	39.6	53,007	17,952
Brent						
Alperton	3	11,085	5,093	45.9	4,213	880
Barnhill	3	11,623	3,732	32.1	3,104	628
Brondesbury Park	3	9,047	3,305	36.5	2,650	655
Dollis Hill	3	9,027	3,948	43.7	3,024	924
Dudden Hill	3	10,244	4,212	41.1	3,634	578
Fryent	3	9,623	3,346	34.8	2,798	548
Harlesden	3	10,385	3,140	30.2	2,760	380
Kensal Green	3	9,369	3,100	33.1	2,661	439
Kenton	3	9,519	3,388	35.6	2,723	665
Kilburn	3	11,334	3,657	32.3	3,088	569
Mapesbury	3	10,119	3,545	35.0	2,814	731
Northwick Park	3	9,803	3,681	37.5	3,049	632
Preston	3	10,892	3,891	35.7	3,168	723
Queens Park	3	10,372	3,529	34.0	2,966	563
Queensbury	3	11,277	4,569	40.5	3,766	803
Stonebridge	3	10,870	3,540	32.6	3,032	508
Sudbury	3	10,392	4,315	41.5	3,563	752
Tokington	3	11,639	3,768	32.4	3,235	533
Welsh Harp	3	9,647	3,357	34.8	2,830	527
Wembley Central	3	11,191	4,344	38.8	3,564	780
Willesden Green	3	9,660	3,293	34.1	2,781	512
Brent	63	217,118	78,753	36.3	65,423	13,330

Ward	Rejected ballot papers				Total	Rejected in part	Total valid papers	% valid votes
	Lacking official mark	More votes than entitled	Marked for identification	Unmarked wholly void				
Bexley								
Barnehurst	6	9	0	15	30	0	3,449	99.1
Belvedere	0	6	0	9	15	0	3,432	99.6
Blackfen and Lamorbey	0	3	0	9	12	0	3,423	99.7
Blendon and Penhill	0	6	0	11	17	0	3,478	99.5
Brampton	0	6	3	31	40	0	3,875	99.0
Christchurch	0	0	0	21	21	0	3,451	99.4
Colyers	0	6	0	9	15	0	3,101	99.5
Crayford	0	0	0	18	18	0	3,470	99.5
Cray Meadows	0	6	0	9	15	0	3,134	99.5
Danson Park	0	3	3	0	6	0	3,319	99.8
East Wickham	0	0	0	27	27	0	3,385	99.2
Erith	0	9	0	3	12	0	3,073	99.6
Falconwood and Welling	0	12	0	12	24	0	3,642	99.3
Lesnes Abbey	0	0	0	0	3	3	3,683	99.9
Longlands	0	21	3	16	40	0	3,322	98.8
North End	0	6	0	3	9	0	2,678	99.7
Northumberland Heath	0	6	0	12	18	0	3,436	99.5
St. Mary's	0	0	0	0	0	0	3,649	100.0
St. Michael's	0	6	0	9	15	0	3,156	99.5
Sidcup	0	0	0	21	21	0	3,668	99.4
Thamesmead East	0	21	3	67	91	0	2,686	96.7
Bexley	6	126	12	302	449	3	70,510	99.4
Brent								
Alperton	0	19	0	39	58	0	5,035	98.9
Barnhill	0	14	1	17	32	0	3,700	99.1
Brondesbury Park	0	2	0	12	14	0	3,291	99.6
Dollis Hill	0	6	0	22	28	0	3,920	99.3
Dudden Hill	0	11	0	7	18	0	4,194	99.6
Fryent	0	7	0	16	23	0	3,323	99.3
Harlesden	0	5	0	16	21	0	3,119	99.3
Kensal Green	0	3	0	17	20	0	3,080	99.4
Kenton	0	3	0	4	7	0	3,381	99.8
Kilburn	0	3	0	4	7	0	3,650	99.8
Mapesbury	0	6	0	19	25	0	3,520	99.3
Northwick Park	0	5	0	10	15	0	3,666	99.6
Preston	0	8	0	16	24	0	3,867	99.4
Queens Park	0	0	0	23	23	0	3,506	99.3
Queensbury	0	6	0	15	21	0	4,548	99.5
Stonebridge	0	4	0	20	24	0	3,516	99.3
Sudbury	0	13	0	24	37	0	4,278	99.1
Tokyington	0	7	0	16	23	0	3,745	99.4
Welsh Harp	0	10	0	5	15	0	3,342	99.6
Wembley Central	0	7	0	19	26	0	4,318	99.4
Willesden Green	0	8	0	17	25	0	3,268	99.2
Brent	0	147	1	338	486	0	78,267	99.4

Ward	Seats	Electorate	Number voting	% poll	Polling stations	Postal
Bromley						
Bickley	3	11,695	4,889	41.8	3,451	1,438
Biggin Hill	2	7,824	3,241	41.4	2,632	609
Bromley Common and Keston	3	12,108	4,831	39.9	3,486	1,345
Bromley Town	3	12,854	4,818	37.5	3,618	1,200
Chelsfield and Pratts Bottom	3	11,326	5,376	47.5	4,246	1,130
Chislehurst	3	11,833	4,576	38.7	3,254	1,322
Clock House	3	11,786	4,992	42.4	4,035	957
Copers Cope	3	12,057	4,659	38.6	3,412	1,247
Cray Valley East	3	10,986	3,909	35.6	2,785	1,124
Cray Valley West	3	12,080	4,210	34.9	3,218	992
Crystal Palace	2	8,351	3,095	37.1	2,502	593
Darwin	1	4,036	1,943	48.1	1,473	470
Farnborough and Crofton	3	11,668	5,246	45.0	3,859	1,387
Hayes and Coney Hall	3	12,515	5,269	42.1	4,064	1,205
Kelsey and Eden Park	3	12,195	5,081	41.7	3,822	1,259
Mottingham and Chislehurst North	2	7,276	2,638	36.3	2,117	521
Orpington	3	11,933	5,073	42.5	3,822	1,251
Penge and Cator	3	12,173	4,829	39.7	3,915	914
Petts Wood and Knoll	3	10,858	5,043	46.4	3,900	1,143
Plaistow and Sundridge	3	11,363	4,207	37.0	3,308	899
Shortlands	2	7,686	3,365	43.8	2,519	846
West Wickham	3	11,950	5,304	44.4	4,037	1,267
Bromley	60	236,553	96,594	40.8	73,475	23,119
Camden						
Belsize	3	8,596	3,289	38.3	2,401	888
Bloomsbury	3	7,853	2,600	33.1	2,085	515
Camden Town with Primrose Hill	3	9,065	3,453	38.1	2,712	741
Canteloves	3	8,860	3,597	40.6	2,979	618
Fortune Green	3	8,411	3,301	39.2	2,599	702
Frognaal and Fitzjohns	3	8,099	2,734	33.8	1,739	995
Gospel Oak	3	8,019	3,265	40.7	2,657	608
Hampstead Town	3	7,768	3,393	43.7	2,253	1,140
Haverstock	3	8,638	3,669	42.5	2,959	710
Highgate	3	8,133	4,064	50.0	3,195	869
Holborn and Covent Garden	3	9,019	3,202	35.5	2,507	695
Kentish Town	3	9,626	3,923	40.8	3,258	665
Kilburn	3	8,675	3,323	38.3	2,604	719
King's Cross	3	7,702	2,659	34.5	2,204	455
Regent's Park	3	8,990	3,240	36.0	2,532	708
St. Pancras and Somers Town	3	9,877	3,811	38.6	3,000	811
Swiss Cottage	3	9,033	3,133	34.7	2,139	994
West Hampstead	3	8,876	3,390	38.2	2,690	700
Camden	54	155,240	60,046	38.7	46,513	13,533

Ward	Rejected ballot papers				Total	Rejected in part	Total valid papers	% valid votes
	Lacking official mark	More votes than entitled	Marked for identification	Unmarked wholly void				
Bromley								
Bickley	6	1	0	0	7	0	4,882	99.9
Biggin Hill	0	1	1	6	8	0	3,233	99.8
Bromley Common and Keston	0	6	0	9	15	0	4,816	99.7
Bromley Town	0	0	0	8	8	0	4,810	99.8
Chelsfield and Pratts Bottom	0	1	0	2	3	0	5,373	99.9
Chislehurst	0	1	0	16	17	0	4,559	99.6
Clock House	0	4	0	14	18	0	4,974	99.6
Copers Cope	0	3	1	15	19	0	4,640	99.6
Cray Valley East	1	3	0	5	9	0	3,900	99.8
Cray Valley West	0	7	2	12	21	0	4,189	99.5
Crystal Palace	0	6	0	6	12	0	3,083	99.6
Darwin	0	0	0	6	6	0	1,937	99.7
Farnborough and Crofton	2	8	0	0	10	0	5,236	99.8
Hayes and Coney Hall	0	1	0	14	15	0	5,254	99.7
Kelsey and Eden Park	0	2	0	16	18	0	5,063	99.6
Mottingham and Chislehurst North	1	3	0	7	11	0	2,627	99.6
Orpington	0	2	0	9	11	0	5,062	99.8
Penge and Cator	0	3	0	10	13	0	4,816	99.7
Petts Wood and Knoll	0	1	0	9	10	0	5,033	99.8
Plaistow and Sundridge	0	3	0	8	11	0	4,196	99.7
Shortlands	0	0	0	7	7	0	3,358	99.8
West Wickham	3	0	0	10	13	0	5,291	99.8
Bromley	13	56	4	189	262	0	96,332	99.7
Camden								
Belsize	0	3	0	16	19	0	3,270	99.4
Bloomsbury	0	1	0	20	21	0	2,579	99.2
Camden Town with Primrose Hill	0	2	0	16	18	0	3,435	99.5
Cantelowes	0	8	2	21	31	0	3,566	99.1
Fortune Green	0	1	0	15	16	0	3,285	99.5
Frognaal and Fitzjohns	0	1	0	10	11	0	2,723	99.6
Gospel Oak	0	1	0	4	5	0	3,260	99.8
Hampstead Town	0	2	0	9	11	0	3,382	99.7
Haverstock	0	7	0	13	20	0	3,649	99.5
Highgate	0	4	0	23	27	0	4,037	99.3
Holborn and Covent Garden	0	0	0	32	32	0	3,170	99.0
Kentish Town	0	4	0	16	20	0	3,903	99.5
Kilburn	0	6	0	16	22	0	3,301	99.3
King's Cross	0	1	0	22	23	0	2,636	99.1
Regent's Park	0	4	0	8	12	0	3,228	99.6
St. Pancras and Somers Town	0	4	0	34	38	0	3,773	99.0
Swiss Cottage	0	0	0	18	18	0	3,115	99.4
West Hampstead	0	12	0	24	36	0	3,354	98.9
Camden	0	61	2	317	380	0	59,666	99.4

Ward	Seats	Electorate	Number voting	% poll	Ballot papers	
					Polling stations	Postal
Croydon						
Addiscombe	3	11,776	4,995	42.4	3,730	1,265
Ashburton	3	10,880	5,250	48.3	3,940	1,310
Bensham Manor	3	11,195	3,523	31.5	2,706	817
Broad Green	3	12,460	4,364	35.0	3,349	1,015
Coulsdon East	3	9,601	4,374	45.6	3,148	1,226
Coulsdon West	3	10,374	4,006	38.6	2,738	1,268
Croham	3	11,318	4,654	41.1	3,441	1,213
Fairfield	3	12,275	4,725	38.5	3,244	1,481
Fieldway	2	7,182	2,372	33.0	1,683	689
Heathfield	3	10,160	4,269	42.0	3,132	1,137
Kenley	3	10,969	4,335	39.5	2,939	1,396
New Addington	2	7,471	2,915	39.0	2,146	769
Norbury	3	11,767	4,182	35.5	3,146	1,036
Purley	3	10,925	4,255	38.9	2,953	1,302
Sanderstead	3	9,808	4,396	44.8	3,224	1,172
Selhurst	3	11,973	3,705	30.9	2,753	952
Selsdon and Ballards	3	9,504	4,437	46.7	3,255	1,182
Shirley	3	10,909	4,806	44.1	3,437	1,369
South Norwood	3	11,892	4,335	36.5	3,263	1,072
Thornton Heath	3	11,192	3,684	32.9	2,895	789
Upper Norwood	3	11,563	4,106	35.5	2,991	1,115
Waddon	3	12,024	4,939	41.1	3,451	1,488
West Thornton	3	11,696	3,943	33.7	2,848	1,095
Woodside	3	11,275	3,865	34.3	2,936	929
Croydon	70	260,189	100,435	38.6	73,348	27,087
Ealing						
Acton Central	3	10,241	3,918	38.3	3,321	597
Cleveland	3	10,460	4,154	39.7	3,793	361
Dormers Wells	3	9,909	4,137	41.7	3,606	531
Ealing Broadway	3	10,390	4,003	38.5	3,241	762
Ealing Common	3	10,208	4,093	40.1	3,320	773
East Acton	3	12,502	4,117	32.9	3,444	673
Elthorne	3	10,786	4,508	41.8	3,934	574
Greenford Broadway	3	12,001	4,375	36.5	3,828	547
Greenford Green	3	10,497	4,257	40.6	3,665	592
Hanger Hill	3	10,236	3,676	35.9	2,958	718
Hobbayne	3	10,227	4,846	47.4	4,203	643
Lady Margaret	3	10,461	4,588	43.9	3,989	599
Northfield	3	9,828	4,418	45.0	3,750	668
North Greenford	3	10,683	4,388	41.1	3,804	584
Northolt Mandeville	3	10,616	4,401	41.5	3,719	682
Northolt West End	3	10,374	3,937	38.0	3,405	532
Norwood Green	3	9,751	3,905	40.0	3,384	521
Perivale	3	11,262	4,907	43.6	4,077	830
South Acton	3	10,204	3,936	38.6	3,349	587
Southall Broadway	3	10,321	5,422	52.5	4,670	752
Southall Green	3	10,881	4,882	44.9	4,304	578
Southfield	3	10,015	4,231	42.2	3,405	826
Walpole	3	9,856	4,426	44.9	3,834	592
Ealing	69	241,709	99,525	41.2	85,003	14,522

Ward	Rejected ballot papers				Total	Rejected in part	Total valid papers	% valid votes
	Lacking official mark	More votes than entitled	Marked for identification	Unmarked wholly void				
Croydon								
Addiscombe	6	6	0	33	45	0	4,950	99.1
Ashburton	0	18	0	33	51	0	5,199	99.0
Bensham Manor	11	5	3	2	21	0	3,502	99.4
Broad Green	24	24	0	0	48	0	4,316	98.9
Coulsdon East	0	1	0	0	1	0	4,373	100.0
Coulsdon West	0	0	0	21	21	0	3,985	99.5
Croham	0	0	0	15	15	0	4,639	99.7
Fairfield	10	5	0	17	32	0	4,693	99.3
Fieldway	10	6	0	12	28	0	2,344	98.8
Heathfield	4	3	0	0	7	0	4,262	99.8
Kenley	0	0	0	30	30	0	4,305	99.3
New Addington	0	8	0	6	14	0	2,901	99.5
Norbury	0	15	0	27	42	0	4,140	99.0
Purley	0	6	0	15	21	0	4,234	99.5
Sanderstead	0	0	0	0	0	0	4,396	100.0
Selhurst	27	18	0	0	45	0	3,660	98.8
Selsdon and Ballards	12	6	0	0	18	0	4,419	99.6
Shirley	33	18	0	0	51	0	4,755	98.9
South Norwood	0	15	0	36	51	0	4,284	98.8
Thornton Heath	0	12	0	24	36	0	3,648	99.0
Upper Norwood	10	7	0	4	21	0	4,085	99.5
Waddon	0	27	0	42	69	0	4,870	98.6
West Thornton	0	21	0	33	54	0	3,889	98.6
Woodside	0	4	0	6	10	0	3,855	99.7
Croydon	147	225	3	356	731	0	99,704	99.3
Ealing								
Acton Central	0	3	0	16	19	0	3,899	99.5
Cleveland	0	6	0	33	39	0	4,115	99.1
Dormers Wells	0	12	0	23	35	0	4,102	99.2
Ealing Broadway	0	6	0	17	23	0	3,980	99.4
Ealing Common	0	4	0	12	16	0	4,077	99.6
East Acton	0	7	0	19	26	0	4,091	99.4
Elthorne	0	6	0	8	14	0	4,494	99.7
Greenford Broadway	0	6	0	31	37	0	4,338	99.2
Greenford Green	0	3	11	19	33	0	4,224	99.2
Hanger Hill	0	4	0	27	31	0	3,645	99.2
Hobayne	0	6	0	31	37	0	4,809	99.2
Lady Margaret	0	9	0	5	14	0	4,574	99.7
Northfield	0	4	0	8	12	0	4,406	99.7
North Greenford	0	12	0	31	43	0	4,345	99.0
Northolt Mandeville	0	3	0	21	24	0	4,377	99.5
Northolt West End	0	4	0	11	15	0	3,922	99.6
Norwood Green	0	9	0	12	21	0	3,884	99.5
Perivale	3	4	0	15	22	0	4,885	99.6
South Acton	0	1	10	10	21	0	3,915	99.5
Southall Broadway	0	13	0	18	31	0	5,391	99.4
Southall Green	0	14	0	28	42	0	4,840	99.1
Southfield	0	1	0	13	14	0	4,217	99.7
Walpole	0	0	0	10	10	0	4,416	99.8
Ealing	3	137	21	418	579	0	98,946	99.4

Ward	Seats	Electorate	Number voting	% poll	Ballot papers	
					Polling stations	Postal
Enfield						
Bowes	3	9,362	3,577	38.2	2,918	659
Bush Hill Park	3	10,555	3,992	37.8	3,234	758
Chase	3	9,642	4,115	42.7	3,311	804
Cockfosters	3	10,220	3,555	34.8	2,745	810
Edmonton Green	3	10,308	3,706	36.0	3,135	571
Enfield Highway	3	10,343	3,513	34.0	2,836	677
Enfield Lock	3	10,361	3,910	37.7	3,150	760
Grange	3	10,057	4,095	40.7	3,323	772
Haselbury	3	9,910	3,641	36.7	3,108	533
Highlands	3	10,240	4,142	40.4	3,191	951
Jubilee	3	9,147	3,502	38.3	2,916	586
Lower Edmonton	3	9,630	3,439	35.7	2,954	485
Palmers Green	3	10,344	3,956	38.2	3,333	623
Ponders End	3	9,316	3,375	36.2	2,845	530
Southbury	3	9,705	3,808	39.2	3,141	667
Southgate	3	10,302	3,794	36.8	2,996	798
Southgate Green	3	9,865	4,104	41.6	3,327	777
Town	3	11,111	4,876	43.9	3,979	897
Turkey Street	3	9,366	3,613	38.6	2,836	777
Upper Edmonton	3	10,421	3,709	35.6	3,174	535
Winchmore Hill	3	9,769	3,745	38.3	3,115	630
Enfield	63	209,974	80,167	38.2	65,567	14,600
Greenwich						
Abbey Wood	3	10,588	3,581	33.8	2,807	774
Blackheath Westcombe	3	9,711	4,631	47.7	3,636	995
Charlton	3	10,061	3,805	37.8	3,059	746
Coldharbour and New Eltham	3	9,748	3,947	40.5	2,852	1,095
Eltham North	3	9,771	4,911	50.3	4,004	907
Eltham South	3	8,777	3,630	41.4	2,795	835
Eltham West	3	8,090	2,821	34.9	2,160	661
Glyndon	3	11,057	3,514	31.8	2,736	778
Greenwich West	3	11,924	4,531	38.0	3,571	960
Kidbrooke with Hornfair	3	10,031	3,508	35.0	2,561	947
Middle Park and Sutcliffe	3	9,688	3,887	40.1	2,912	975
Peninsula	3	10,450	3,975	38.0	3,183	792
Plumstead	3	10,354	3,631	35.1	2,863	768
Shooters Hill	3	9,680	3,968	41.0	3,122	846
Thamesmead Moorings	3	11,848	3,507	29.6	2,629	878
Woolwich Common	3	10,346	3,288	31.8	2,497	791
Woolwich Riverside	3	12,500	3,920	31.4	3,040	880
Greenwich	51	174,624	65,055	37.3	50,427	14,628

Ward	Rejected ballot papers				Total	Rejected in part	Total valid papers	% valid votes
	Lacking official mark	More votes than entitled	Marked for identification	Unmarked wholly void				
Enfield								
Bowes	0	4	0	17	21	0	3,556	99.4
Bush Hill Park	0	4	0	14	18	0	3,974	99.5
Chase	0	2	0	0	2	0	4,113	100.0
Cockfosters	0	4	6	2	12	0	3,543	99.7
Edmonton Green	0	5	0	36	41	0	3,665	98.9
Enfield Highway	0	5	1	11	17	0	3,496	99.5
Enfield Lock	0	3	0	5	8	0	3,902	99.8
Grange	0	5	0	14	19	0	4,076	99.5
Haselbury	5	2	0	9	16	0	3,625	99.6
Highlands	0	1	0	7	8	0	4,134	99.8
Jubilee	0	5	0	10	15	0	3,487	99.6
Lower Edmonton	0	8	0	20	28	0	3,411	99.2
Palmers Green	0	1	0	0	1	0	3,955	100.0
Ponders End	0	4	0	0	4	0	3,371	99.9
Southbury	0	4	0	1	5	0	3,803	99.9
Southgate	0	4	0	29	33	0	3,761	99.1
Southgate Green	0	2	0	7	9	0	4,095	99.8
Town	0	2	0	11	13	0	4,863	99.7
Turkey Street	0	0	0	0	0	0	3,613	100.0
Upper Edmonton	0	7	1	0	8	0	3,701	99.8
Winchmore Hill	0	0	0	13	13	0	3,732	99.7
Enfield	5	72	8	206	291	0	79,876	99.6
Greenwich								
Abbey Wood	0	5	1	5	12	1	3,569	99.7
Blackheath Westcombe	0	3	0	28	43	12	4,588	99.1
Charlton	0	2	0	11	18	5	3,787	99.5
Coldharbour and New Eltham	0	1	0	7	12	4	3,935	99.7
Eltham North	0	2	0	10	19	7	4,892	99.6
Eltham South	0	0	0	2	4	2	3,626	99.9
Eltham West	0	0	0	7	8	1	2,813	99.7
Glyndon	0	5	0	37	46	4	3,468	98.7
Greenwich West	0	3	0	34	46	12	4,485	99.0
Kidbrooke with Hornfair	0	1	0	13	17	3	3,491	99.5
Middle Park and Sutcliffe	0	7	0	3	15	5	3,872	99.6
Peninsula	0	4	0	11	21	6	3,954	99.5
Plumstead	0	9	0	8	25	8	3,606	99.3
Shooters Hill	0	1	0	12	21	8	3,947	99.5
Thamesmead Moorings	0	5	0	48	56	3	3,451	98.4
Woolwich Common	0	5	0	9	14	0	3,274	99.6
Woolwich Riverside	0	3	0	15	24	6	3,896	99.4
Greenwich	0	56	1	260	401	87	64,654	99.4

Ward	Seats	Electorate	Number voting	% poll	Ballot papers	
					Polling stations	Postal
Hackney						
Brownswood	2	6,226	2,513	40.4	1,893	620
Cazenove	3	9,063	4,470	49.3	2,391	2,079
Clissold	3	9,360	4,226	45.1	3,151	1,075
Dalston	2	6,306	2,237	35.5	1,693	544
De Beauvoir	2	6,665	2,576	38.6	1,877	699
Hackney Central	3	9,028	3,419	37.9	2,525	894
Hackney Downs	3	9,341	3,721	39.8	2,849	872
Hackney Wick	3	9,000	2,932	32.6	2,205	727
Haggerston	3	9,246	3,228	34.9	2,365	863
Homerton	3	8,658	3,246	37.5	2,335	911
Hoxton East & Shoreditch	3	8,594	2,677	31.1	2,004	673
Hoxton West	3	8,959	3,007	33.6	2,165	842
King's Park	3	8,753	3,465	39.6	2,534	931
Lea Bridge	3	9,966	3,935	39.5	3,074	861
London Fields	3	8,700	3,536	40.6	2,721	815
Shacklewell	2	6,160	2,423	39.3	1,815	608
Springfield	3	9,605	4,497	46.8	2,391	2,106
Stamford Hill West	2	6,005	2,428	40.4	1,427	1,001
Stoke Newington	3	10,080	4,420	43.8	3,471	949
Victoria	3	9,000	3,418	38.0	2,533	885
Woodberry Down	2	6,417	2,615	40.8	1,737	878
Hackney	57	175,132	68,989	39.4	49,156	19,833
Hammersmith and Fulham						
Addison	3	8,548	3,669	42.9	2,675	994
Askew	3	10,014	3,701	37.0	3,066	635
Avonmore and Brook Green	3	8,617	3,178	36.9	2,368	810
College Park and Old Oak	2	6,261	1,987	31.7	1,586	401
Fulham Broadway	3	8,046	3,168	39.4	2,291	877
Fulham Reach	3	8,476	3,537	41.7	2,741	796
Hammersmith Broadway	3	8,666	3,206	37.0	2,432	774
Munster	3	8,125	2,607	32.1	1,968	639
North End	3	8,258	3,254	39.4	2,473	781
Palace Riverside	2	5,571	2,467	44.3	1,708	759
Parsons Green and Walham	3	7,790	2,764	35.5	1,939	825
Ravenscourt Park	3	7,609	3,751	49.3	2,823	928
Sands End	3	9,143	2,980	32.6	2,139	841
Shepherd's Bush Green	3	8,578	2,996	34.9	2,418	578
Town	3	8,000	2,586	32.3	1,889	697
Wormholt and White City	3	8,862	3,276	37.0	2,686	590
Hammersmith and Fulham	46	130,564	49,127	37.6	37,202	11,925

Ward	Rejected ballot papers				Total	Rejected in part	Total valid papers	% valid votes
	Lacking official mark	More votes than entitled	Marked for identification	Unmarked wholly void				
Hackney								
Brownswood	0	0	0	12	12	0	2,501	99.5
Cazenove	0	7	0	16	23	0	4,447	99.5
Clissold	0	0	0	17	17	0	4,209	99.6
Dalston	0	0	0	6	6	0	2,231	99.7
De Beauvoir	0	5	0	13	18	0	2,558	99.3
Hackney Central	0	0	0	25	25	0	3,394	99.3
Hackney Downs	0	0	0	30	30	0	3,691	99.2
Hackney Wick	0	0	0	20	20	0	2,912	99.3
Haggerston	0	0	0	0	0	0	3,228	100.0
Homerton	0	0	0	24	24	0	3,222	99.3
Hoxton East & Shoreditch	0	0	0	26	26	0	2,651	99.0
Hoxton West	0	0	0	26	26	0	2,981	99.1
King's Park	0	0	0	6	6	0	3,459	99.8
Lea Bridge	0	0	0	14	14	0	3,921	99.6
London Fields	0	0	0	26	26	0	3,510	99.3
Shacklewell	0	7	0	6	13	0	2,410	99.5
Springfield	0	2	1	13	16	0	4,481	99.6
Stamford Hill West	0	4	0	11	15	0	2,413	99.4
Stoke Newington	0	0	0	18	18	0	4,402	99.6
Victoria	0	0	0	11	11	0	3,407	99.7
Woodberry Down	0	9	0	12	21	0	2,594	99.2
Hackney	0	34	1	332	367	0	68,622	99.5
Hammersmith and Fulham								
Addison	0	6	0	42	48	0	3,621	98.7
Askew	0	8	1	22	31	0	3,670	99.2
Avonmore and Brook Green	0	3	0	22	25	0	3,153	99.2
College Park and Old Oak	0	1	0	27	28	0	1,959	98.6
Fulham Broadway	0	6	0	36	42	0	3,126	98.7
Fulham Reach	0	6	1	16	23	0	3,514	99.3
Hammersmith Broadway	0	2	0	14	16	0	3,190	99.5
Munster	0	7	0	21	28	0	2,579	98.9
North End	0	4	1	22	27	0	3,227	99.2
Palace Riverside	0	4	0	11	15	0	2,452	99.4
Parsons Green and Walham	0	3	0	37	40	0	2,724	98.6
Ravenscourt Park	0	5	0	7	12	0	3,739	99.7
Sands End	0	5	1	7	13	0	2,967	99.6
Shepherd's Bush Green	0	3	0	10	13	0	2,983	99.6
Town	0	3	0	22	25	0	2,561	99.0
Wormholt and White City	0	4	0	23	27	0	3,249	99.2
Hammersmith and Fulham	0	70	4	339	413	0	48,714	99.2

Ward	Seats	Electorate	Number voting	% poll	Ballot papers	
					Polling stations	Postal
Haringey						
Alexandra	3	8,531	4,125	48.4	3,440	685
Bounds Green	3	9,365	3,540	37.8	2,847	693
Bruce Grove	3	9,495	2,896	30.5	2,488	408
Crouch End	3	9,575	4,194	43.8	3,397	797
Fortis Green	3	9,122	3,868	42.4	3,015	853
Harringay	3	9,139	3,701	40.5	3,250	451
Highgate	3	8,348	3,648	43.7	2,754	894
Hornsey	3	9,259	4,148	44.8	3,435	713
Muswell Hill	3	7,974	3,900	48.9	3,257	643
Noel Park	3	9,532	3,203	33.6	2,701	502
Northumberland Park	3	9,172	2,937	32.0	2,451	486
St. Ann's	3	9,680	3,147	32.5	2,739	408
Seven Sisters	3	10,155	3,757	37.0	2,992	765
Stroud Green	3	9,044	4,152	45.9	3,535	617
Tottenham Green	3	9,866	3,148	31.9	2,637	511
Tottenham Hale	3	10,096	3,212	31.8	2,680	532
West Green	3	9,151	3,083	33.7	2,595	488
White Hart Lane	3	8,725	2,870	32.9	2,355	515
Woodside	3	9,273	3,295	35.5	2,706	589
Haringey	57	175,502	66,824	38.1	55,274	11,550
Harrow						
Belmont	3	8,563	3,601	42.1	2,628	973
Canons	3	10,234	3,808	37.2	2,298	1,510
Edgware	3	8,504	3,353	39.4	2,549	804
Greenhill	3	9,117	3,159	34.6	2,402	757
Harrow on the Hill	3	8,756	3,413	39.0	2,403	1,010
Harrow Weald	3	8,645	3,753	43.4	2,594	1,159
Hatch End	3	8,648	3,418	39.5	2,507	911
Headstone North	3	8,085	3,716	46.0	2,782	934
Headstone South	3	8,464	3,446	40.7	2,607	839
Kenton East	3	8,488	3,800	44.8	2,714	1,086
Kenton West	3	9,014	3,834	42.5	2,858	976
Marlborough	3	8,865	3,306	37.3	2,474	832
Pinner	3	8,176	3,277	40.1	2,250	1,027
Pinner South	3	8,158	3,365	41.2	2,482	883
Queensbury	3	8,913	3,769	42.3	2,787	982
Rayners Lane	3	8,599	3,977	46.2	2,939	1,038
Roxbourne	3	9,361	3,727	39.8	2,751	976
Roxeth	3	8,543	3,485	40.8	2,623	862
Stanmore Park	3	9,077	3,364	37.1	2,124	1,240
Wealdstone	3	8,052	3,076	38.2	2,226	850
West Harrow	3	7,845	3,442	43.9	2,551	891
Harrow	63	182,107	74,089	40.7	53,549	20,540

Ward	Rejected ballot papers				Total	Rejected in part	Total valid papers	% valid votes
	Lacking official mark	More votes than entitled	Marked for identification	Unmarked wholly void				
Haringey								
Alexandra	0	2	0	21	23	0	4,102	99.4
Bounds Green	0	3	0	14	17	0	3,523	99.5
Bruce Grove	0	12	0	16	28	0	2,868	99.0
Crouch End	0	0	0	15	15	0	4,179	99.6
Fortis Green	0	3	0	4	7	0	3,861	99.8
Haringay	0	2	0	13	15	0	3,686	99.6
Highgate	0	2	0	20	22	0	3,626	99.4
Hornsey	0	7	0	11	18	0	4,130	99.6
Muswell Hill	0	9	0	8	17	0	3,883	99.6
Noel Park	0	3	0	7	10	0	3,193	99.7
Northumberland Park	0	13	1	15	29	0	2,908	99.0
St. Ann's	0	4	0	15	19	0	3,128	99.4
Seven Sisters	0	4	0	22	26	0	3,731	99.3
Stroud Green	0	3	0	15	18	0	4,134	99.6
Tottenham Green	0	5	0	20	25	0	3,123	99.2
Tottenham Hale	0	2	0	30	32	0	3,180	99.0
West Green	0	4	0	10	14	0	3,069	99.5
White Hart Lane	0	5	0	13	18	0	2,852	99.4
Woodside	0	11	0	11	22	0	3,273	99.3
Haringey	0	94	1	280	375	0	66,449	99.4
Harrow								
Belmont	0	1	0	25	26	0	3,575	99.3
Canons	0	7	0	51	58	0	3,750	98.5
Edgware	0	4	0	29	33	0	3,320	99.0
Greenhill	0	3	0	9	12	0	3,147	99.6
Harrow on the Hill	0	8	1	9	18	0	3,395	99.5
Harrow Weald	0	4	0	39	43	0	3,710	98.9
Hatch End	0	2	0	9	11	0	3,407	99.7
Headstone North	0	2	1	9	12	2	3,704	99.7
Headstone South	0	8	0	48	56	0	3,390	98.4
Kenton East	0	5	0	12	17	0	3,783	99.6
Kenton West	0	6	0	28	34	0	3,800	99.1
Marlborough	0	5	0	15	20	0	3,286	99.4
Pinner	0	3	0	8	11	0	3,266	99.7
Pinner South	0	2	0	16	18	0	3,347	99.5
Queensbury	0	11	0	16	27	0	3,742	99.3
Rayners Lane	0	3	0	7	10	0	3,967	99.7
Roxbourne	0	7	0	30	37	0	3,690	99.0
Roxeth	0	5	0	38	43	0	3,442	98.8
Stanmore Park	0	8	0	17	25	0	3,339	99.3
Wealdstone	0	15	0	18	33	0	3,043	98.9
West Harrow	0	4	0	25	29	0	3,413	99.2
Harrow	0	113	2	458	573	2	73,516	99.2

Ward	Seats	Electorate	Number voting	% poll	Ballot papers	
					Polling stations	Postal
Havering						
Brooklands	3	11,836	4,714	39.8	3,540	1,174
Cranham	3	10,213	4,855	47.5	3,727	1,128
Elm Park	3	9,858	4,349	44.1	3,503	846
Emerson Park	3	9,700	4,431	45.7	3,339	1,092
Gooshays	3	10,557	3,841	36.4	3,003	838
Hacton	3	10,049	4,680	46.6	3,647	1,033
Harold Wood	3	10,111	4,621	45.7	3,607	1,014
Havering Park	3	9,980	4,190	42.0	3,197	993
Heaton	3	9,625	3,581	37.2	2,647	934
Hylands	3	10,543	4,651	44.1	3,617	1,034
Mawneys	3	9,908	4,332	43.7	3,262	1,070
Pettits	3	10,600	5,252	49.5	3,981	1,271
Rainham and Wennington	3	9,710	3,757	38.7	2,937	820
Romford Town	3	12,427	5,027	40.5	3,649	1,378
St. Andrew's	3	10,882	4,669	42.9	3,601	1,068
South Hornchurch	3	10,442	3,923	37.6	3,117	806
Squirrel's Heath	3	10,507	4,681	44.6	3,410	1,271
Upminster	3	10,536	5,190	49.3	3,973	1,217
Havering	54	187,484	80,744	43.1	61,757	18,987
Hillingdon						
Barnhill	3	9,623	3,285	34.1	2,675	610
Botwell	3	11,598	3,719	32.1	2,970	749
Brunel	3	10,064	2,954	29.4	2,165	789
Cavendish	3	9,085	3,709	40.8	2,856	853
Charville	3	9,337	3,749	40.2	3,102	647
Eastcote and East Ruislip	3	10,223	4,416	43.2	3,427	989
Harefield	2	5,843	2,233	38.2	1,759	474
Heathrow Villages	3	8,671	2,785	32.1	2,183	602
Hillingdon East	3	9,414	3,509	37.3	2,712	797
Ickenham	3	8,266	3,653	44.2	2,819	834
Manor	3	8,943	3,754	42.0	2,965	789
Northwood	3	8,733	3,201	36.7	2,234	967
Northwood Hills	3	9,293	3,596	38.7	2,583	1,013
Pinkwell	3	10,316	3,385	32.8	2,675	710
South Ruislip	3	9,138	3,165	34.6	2,423	742
Townfield	3	10,504	3,552	33.8	2,831	721
Uxbridge North	3	9,944	3,615	36.4	2,551	1,064
Uxbridge South	3	10,246	3,195	31.2	2,520	675
West Drayton	3	11,072	3,759	34.0	2,895	864
West Ruislip	3	8,999	3,370	37.4	2,531	839
Yeading	3	9,663	3,370	34.9	2,631	739
Yiewsley	3	9,618	3,252	33.8	2,511	741
Hillingdon	65	208,593	75,226	36.1	58,018	17,208

Ward	Rejected ballot papers				Total	Rejected in part	Total valid papers	% valid votes
	Lacking official mark	More votes than entitled	Marked for identification	Unmarked wholly void				
Havering								
Brooklands	0	7	0	10	17	0	4,697	99.6
Cranham	0	3	2	7	12	0	4,843	99.8
Elm Park	12	8	0	0	20	0	4,329	99.5
Emerson Park	0	4	0	11	15	0	4,416	99.7
Gooshays	0	4	0	5	9	0	3,832	99.8
Hacton	0	10	0	2	12	0	4,668	99.7
Harold Wood	0	4	0	10	14	0	4,607	99.7
Havering Park	0	7	0	8	15	0	4,175	99.6
Heaton	0	4	1	9	14	0	3,567	99.6
Hylands	0	3	0	2	5	0	4,646	99.9
Mawneys	0	0	0	20	20	0	4,312	99.5
Pettits	0	2	0	11	13	0	5,239	99.8
Rainham and Wennington	0	4	0	4	8	0	3,749	99.8
Romford Town	0	5	0	13	18	0	5,009	99.6
St. Andrew's	3	8	0	0	11	0	4,658	99.8
South Hornchurch	0	5	0	1	6	0	3,917	99.8
Squirrel's Heath	0	1	0	11	12	0	4,669	99.7
Upminster	0	6	0	6	12	0	5,178	99.8
Havering	15	85	3	130	233	0	80,511	99.7
Hillingdon								
Barnhill	1	4	0	15	20	0	3,265	99.4
Botwell	0	4	0	1	5	0	3,714	99.9
Brunel	0	1	0	8	9	0	2,945	99.7
Cavendish	0	0	0	3	3	0	3,706	99.9
Charville	0	3	0	4	7	0	3,742	99.8
Eastcote and East Ruislip	0	1	0	7	8	0	4,408	99.8
Harefield	0	0	0	2	2	0	2,231	99.9
Heathrow Villages	0	3	0	8	11	0	2,774	99.6
Hillingdon East	0	4	0	11	15	0	3,494	99.6
Ickenham	0	4	0	10	14	0	3,639	99.6
Manor	0	2	0	2	4	0	3,750	99.9
Northwood	0	1	2	5	8	0	3,193	99.8
Northwood Hills	0	2	2	4	8	0	3,588	99.8
Pinkwell	0	6	0	5	11	0	3,374	99.7
South Ruislip	0	1	0	2	3	0	3,162	99.9
Townfield	0	2	0	7	9	0	3,543	99.7
Uxbridge North	0	3	0	9	12	0	3,603	99.7
Uxbridge South	0	1	0	8	9	0	3,186	99.7
West Drayton	0	2	0	7	9	0	3,750	99.8
West Ruislip	0	0	0	6	6	0	3,364	99.8
Yeading	0	5	0	14	19	0	3,351	99.4
Yiewsley	0	2	0	7	9	0	3,243	99.7
Hillingdon	1	51	4	145	201	0	75,025	99.7

Ward	Seats	Electorate	Number voting	% poll	Ballot papers	
					Polling stations	Postal
Hounslow						
Bedfont	3	9,791	3,672	37.5	2,685	987
Brentford	3	11,416	3,948	34.6	3,086	862
Chiswick Homefields	3	8,465	3,310	39.1	2,486	824
Chiswick Riverside	3	8,837	3,539	40.0	2,704	835
Cranford	3	9,468	3,448	36.4	2,390	1,058
Feltham North	3	8,629	3,215	37.3	2,353	862
Feltham West	3	10,775	3,487	32.4	2,655	832
Hanworth	3	8,657	2,938	33.9	2,214	724
Hanworth Park	3	8,803	3,347	38.0	2,623	724
Heston Central	3	9,243	3,481	37.7	2,561	920
Heston East	3	9,499	3,195	33.6	2,518	677
Heston West	3	9,181	3,718	40.5	2,885	833
Hounslow Central	3	11,594	3,853	33.2	3,036	817
Hounslow Heath	3	10,562	3,570	33.8	2,755	815
Hounslow South	3	8,942	3,966	44.4	3,268	698
Hounslow West	3	9,841	3,701	37.6	2,937	764
Isleworth	3	8,904	3,539	39.7	2,741	798
Osterley and Spring Grove	3	10,093	3,698	36.6	2,924	774
Syon	3	10,226	3,837	37.5	2,924	913
Turnham Green	3	8,664	3,055	35.3	2,375	680
Hounslow	60	191,590	70,517	36.8	54,120	16,397
Islington						
Barnsbury	3	9,072	3,614	39.8	2,599	1,015
Bunhill	3	10,464	3,535	33.8	2,736	799
Caledonian	3	9,829	3,589	36.5	2,799	790
Canonbury	3	9,060	3,364	37.1	2,570	794
Clerkenwell	3	8,443	3,183	37.7	2,470	713
Finsbury Park	3	10,763	3,993	37.1	3,327	666
Highbury East	3	9,157	4,051	44.2	3,168	883
Highbury West	3	11,956	4,749	39.7	3,826	923
Hillrise	3	8,857	3,708	41.9	2,990	718
Holloway	3	11,212	4,135	36.9	3,275	860
Junction	3	9,116	3,498	38.4	2,815	683
Mildmay	3	9,734	3,575	36.7	2,814	761
St. George's	3	9,333	3,929	42.1	2,989	940
St. Mary's	3	8,988	3,259	36.3	2,527	732
St. Peter's	3	9,228	3,525	38.2	2,676	849
Tollington	3	10,070	3,890	38.6	3,242	648
Islington	48	155,282	59,597	38.4	46,823	12,774

Ward	Rejected ballot papers				Total	Rejected in part	Total valid papers	% valid votes
	Lacking official mark	More votes than entitled	Marked for identification	Unmarked wholly void				
Hounslow								
Bedfont	0	7	0	29	36	0	3,636	99.0
Brentford	0	2	0	8	12	2	3,936	99.7
Chiswick Homefields	0	4	0	20	24	0	3,286	99.3
Chiswick Riverside	0	6	0	7	13	0	3,526	99.6
Cranford	0	8	0	15	26	3	3,422	99.2
Feltham North	0	2	0	11	13	0	3,202	99.6
Feltham West	0	4	0	18	22	0	3,465	99.4
Hanworth	0	5	0	6	11	0	2,927	99.6
Hanworth Park	0	3	0	12	15	0	3,332	99.6
Heston Central	0	3	0	13	20	4	3,461	99.4
Heston East	0	4	0	13	18	1	3,177	99.4
Heston West	0	7	0	17	24	0	3,694	99.4
Hounslow Central	0	4	0	12	16	0	3,837	99.6
Hounslow Heath	0	2	0	16	18	0	3,552	99.5
Hounslow South	0	6	0	10	16	0	3,950	99.6
Hounslow West	0	3	0	27	33	3	3,668	99.1
Isleworth	0	6	0	7	16	3	3,523	99.5
Osterley and Spring Grove	0	3	0	12	15	0	3,683	99.6
Syon	0	3	0	3	8	2	3,829	99.8
Turnham Green	0	1	0	15	23	7	3,032	99.2
Hounslow	0	83	0	271	379	25	70,138	99.5
Islington								
Barnsbury	0	3	0	22	25	0	3,589	99.3
Bunhill	0	4	0	18	22	0	3,513	99.4
Caledonian	0	3	0	29	32	0	3,557	99.1
Canonbury	0	10	0	18	28	0	3,336	99.2
Clerkenwell	0	6	0	25	31	0	3,152	99.0
Finsbury Park	0	11	0	70	81	0	3,912	98.0
Highbury East	0	5	0	8	13	0	4,038	99.7
Highbury West	0	9	0	25	34	0	4,715	99.3
Hillrise	0	5	0	51	56	0	3,652	98.5
Holloway	0	7	0	103	110	0	4,025	97.3
Junction	0	6	0	25	31	0	3,467	99.1
Mildmay	0	5	0	11	16	0	3,559	99.6
St. George's	0	5	0	54	59	0	3,870	98.5
St. Mary's	0	3	0	19	22	0	3,237	99.3
St. Peter's	0	1	0	22	23	0	3,502	99.3
Tollington	0	10	0	60	70	0	3,820	98.2
Islington	0	93	0	560	653	0	58,944	98.9

Ward	Seats	Electorate	Number voting	% poll	Ballot papers	
					Polling stations	Postal
Kensington and Chelsea						
Abingdon	3	5,875	1,772	30.2	1,188	584
Brompton and Hans Town	3	6,704	1,626	24.3	1,011	615
Campden	3	6,071	1,837	30.3	1,231	606
Chelsea Riverside	3	6,313	1,700	26.9	1,143	557
Colville	3	6,615	2,116	32.0	1,699	417
Courtfield	3	6,851	1,700	24.8	1,143	557
Dalgarno	2	4,592	1,568	34.1	1,304	264
Earl's Court	3	6,733	2,138	31.8	1,607	531
Golborne	3	6,150	1,772	28.8	1,510	262
Holland	3	5,524	1,567	28.4	1,109	458
Norland	2	4,264	1,531	35.9	1,098	433
Notting Dale	3	6,056	2,085	34.4	1,692	393
Pembridge	2	4,543	1,243	27.4	901	342
Queen's Gate	3	5,838	1,504	25.8	947	557
Redcliffe	3	6,740	1,833	27.2	1,241	592
Royal Hospital	3	6,937	2,160	31.1	1,378	782
St. Helen's	2	4,525	1,546	34.2	1,270	276
Stanley	3	6,691	2,210	33.0	1,547	663
Kensington and Chelsea	50	107,022	31,908	29.8	23,019	8,889
Kingston upon Thames						
Alexandra	3	6,979	3,238	46.4	2,356	882
Berrylands	3	7,000	3,342	47.7	2,324	1,018
Beverley	3	7,211	3,413	47.3	2,529	884
Canbury	3	8,749	3,876	44.3	2,708	1,168
Chessington North and Hook	3	6,769	2,986	44.1	2,004	982
Chessington South	3	7,744	3,021	39.0	2,105	916
Coombe Hill	3	7,201	2,723	37.8	1,653	1,070
Coombe Vale	3	7,023	3,359	47.8	2,265	1,094
Grove	3	8,105	3,074	37.9	2,104	970
Norbiton	3	6,938	2,736	39.4	1,866	870
Old Malden	3	7,078	3,029	42.8	2,091	938
St. James	3	6,798	3,025	44.5	2,049	976
St. Mark's	3	7,988	3,031	37.9	2,074	957
Surbiton Hill	3	7,746	3,580	46.2	2,400	1,180
Tolworth and Hook Rise	3	7,318	3,005	41.1	2,158	847
Tudor	3	6,990	3,258	46.6	2,242	1,016
Kingston upon Thames	48	117,637	50,696	43.1	34,928	15,768

Ward	Rejected ballot papers				Total	Rejected in part	Total valid papers	% valid votes
	Lacking official mark	More votes than entitled	Marked for identification	Unmarked wholly void				
Kensington and Chelsea								
Abingdon	0	3	0	14	17	0	1,755	99.0
Brompton and Hans Town	0	0	0	17	17	0	1,609	99.0
Campden	0	2	0	19	21	0	1,816	98.9
Chelsea Riverside	0	0	0	17	17	0	1,683	99.0
Colville	0	5	0	11	16	0	2,100	99.2
Courtfield	0	0	0	27	27	0	1,673	98.4
Dalgarno	0	3	0	2	5	0	1,563	99.7
Earl's Court	0	1	0	14	15	0	2,123	99.3
Golborne	0	0	0	3	3	0	1,769	99.8
Holland	0	3	0	25	28	0	1,539	98.2
Norland	0	7	0	52	59	0	1,472	96.1
Notting Dale	0	0	0	21	21	0	2,064	99.0
Pembridge	0	2	0	24	26	0	1,217	97.9
Queen's Gate	0	0	0	12	12	0	1,492	99.2
Redcliffe	0	5	0	7	12	0	1,821	99.3
Royal Hospital	0	2	0	3	5	0	2,155	99.8
St. Helen's	0	0	0	30	30	0	1,516	98.1
Stanley	0	4	0	23	27	0	2,183	98.8
Kensington and Chelsea	0	37	0	321	358	0	31,550	98.9
Kingston upon Thames								
Alexandra	0	3	0	4	7	0	3,231	99.8
Berrylands	0	4	0	7	11	0	3,331	99.7
Beverley	0	3	0	6	9	0	3,404	99.7
Canbury	0	4	0	10	14	0	3,862	99.6
Chessington North and Hook	0	3	0	4	7	0	2,979	99.8
Chessington South	0	0	0	11	11	0	3,010	99.6
Coombe Hill	0	2	0	3	5	0	2,718	99.8
Coombe Vale	0	1	0	8	9	0	3,350	99.7
Grove	0	0	0	20	20	0	3,054	99.3
Norbiton	0	5	0	10	15	0	2,721	99.5
Old Malden	0	2	0	9	11	0	3,018	99.6
St. James	0	0	0	6	6	0	3,019	99.8
St. Mark's	0	1	0	9	10	0	3,021	99.7
Surbiton Hill	0	1	0	11	12	0	3,568	99.7
Tolworth and Hook Rise	0	0	0	4	4	0	3,001	99.9
Tudor	0	2	0	5	7	0	3,251	99.8
Kingston upon Thames	0	31	0	127	158	0	50,538	99.7

Ward	Seats	Electorate	Number voting	% poll	Ballot papers	
					Polling stations	Postal
Lambeth						
Bishop's	3	7,586	2,800	36.9	2,172	628
Brixton Hill	3	11,412	3,588	31.4	3,012	576
Clapham Common	3	9,895	2,944	29.8	2,205	737
Clapham Town	3	10,794	3,639	33.7	2,792	847
Coldharbour	3	11,522	3,534	30.7	2,904	625
Ferndale	3	11,453	3,145	27.5	2,564	581
Gipsy Hill	3	10,136	3,816	37.6	3,072	744
Herne Hill	3	11,315	4,597	40.6	3,905	692
Knight's Hill	3	10,134	3,427	33.8	2,795	632
Larkhall	3	12,404	3,351	27.0	2,716	635
Oval	3	10,877	4,154	38.2	3,279	875
Prince's	3	11,224	4,226	37.7	3,276	950
St. Leonard's	3	10,734	3,722	34.7	3,076	646
Stockwell	3	10,927	3,564	32.6	2,804	760
Streatham Hill	3	10,673	3,889	36.4	3,203	696
Streatham South	3	10,087	3,440	34.1	2,751	689
Streatham Wells	3	10,771	4,241	39.4	3,481	760
Thornton	3	9,957	4,309	43.3	2,931	746
Thurlow Park	3	9,418	3,677	39.0	3,502	807
Tulse Hill	3	11,269	3,639	32.3	3,057	582
Vassall	3	10,656	3,318	31.1	2,659	656
Lambeth	63	223,244	77,020	34.5	62,156	14,864
Lewisham						
Bellingham	3	10,275	3,185	31.0	2,462	723
Blackheath	3	10,346	4,298	41.5	3,375	923
Brockley	3	12,564	4,473	35.6	3,742	731
Catford South	3	10,931	4,136	37.8	3,401	735
Crofton Park	3	10,785	4,380	40.6	3,679	701
Downham	3	10,255	3,642	35.5	2,778	864
Evelyn	3	11,365	3,540	31.1	2,843	697
Forest Hill	3	10,666	4,423	41.5	3,151	1,272
Grove Park	3	10,703	3,840	35.9	2,975	865
Ladywell	3	9,943	4,470	45.0	3,747	723
Lee Green	3	10,503	4,638	44.2	3,796	842
Lewisham Central	3	13,182	4,559	34.6	3,515	1,044
New Cross	3	11,373	3,638	32.0	2,951	687
Perry Vale	3	11,209	4,353	38.8	3,577	776
Rushey Green	3	9,806	3,272	33.4	2,604	668
Sydenham	3	11,363	4,303	37.9	3,437	866
Telegraph Hill	3	11,391	4,543	39.9	3,771	772
Whitefoot	3	9,949	3,453	34.7	2,628	825
Lewisham	54	196,609	73,146	37.2	58,432	14,714

Ward	Rejected ballot papers				Total	Rejected in part	Total valid papers	% valid votes
	Lacking official mark	More votes than entitled	Marked for identification	Unmarked wholly void				
Lambeth								
Bishop's	0	0	0	0	0	0	2,800	100.0
Brixton Hill	0	0	0	11	11	0	3,577	99.7
Clapham Common	0	2	0	9	11	0	2,933	99.6
Clapham Town	0	1	0	7	8	0	3,631	99.8
Coldharbour	0	6	0	14	20	0	3,514	99.4
Ferndale	0	5	0	15	20	0	3,125	99.4
Gipsy Hill	0	7	0	8	15	0	3,801	99.6
Herne Hill	0	8	0	21	30	1	4,567	99.3
Knight's Hill	0	2	0	15	17	0	3,410	99.5
Larkhall	0	6	0	13	20	1	3,331	99.4
Oval	0	7	0	16	23	0	4,131	99.4
Prince's	0	3	0	14	17	0	4,209	99.6
St. Leonard's	0	2	0	14	32	16	3,690	99.1
Stockwell	0	4	0	30	34	0	3,530	99.0
Streatham Hill	0	3	0	8	11	0	3,878	99.7
Streatham South	0	4	0	25	29	0	3,411	99.2
Streatham Wells	0	6	0	15	21	0	4,220	99.5
Thornton	0	0	0	0	0	0	4,309	100.0
Thurlow Park	0	0	0	0	0	0	3,677	100.0
Tulse Hill	0	0	0	0	0	0	3,639	100.0
Vassall	0	3	0	22	25	0	3,293	99.2
Lambeth	0	69	0	257	344	18	76,676	99.6
Lewisham								
Bellingham	0	3	0	31	34	0	3,151	98.9
Blackheath	0	1	0	28	29	0	4,269	99.3
Brockley	0	6	0	16	22	0	4,451	99.5
Catford South	1	24	0	15	40	0	4,096	99.0
Crofton Park	0	6	0	23	29	0	4,351	99.3
Downham	0	5	0	11	16	0	3,626	99.6
Evelyn	0	3	0	56	59	0	3,481	98.3
Forest Hill	0	6	0	12	18	0	4,405	99.6
Grove Park	1	2	0	11	14	0	3,826	99.6
Ladywell	0	5	0	26	31	0	4,439	99.3
Lee Green	0	6	0	32	38	0	4,600	99.2
Lewisham Central	0	3	0	18	21	0	4,538	99.5
New Cross	0	12	0	22	34	0	3,604	99.1
Perry Vale	0	8	0	12	20	0	4,333	99.5
Rushey Green	0	5	0	31	38	2	3,234	98.8
Sydenham	0	5	0	14	19	0	4,284	99.6
Telegraph Hill	0	8	0	11	19	0	4,524	99.6
Whitefoot	0	1	0	10	11	0	3,442	99.7
Lewisham	2	109	0	379	492	2	72,654	99.3

Ward	Seats	Electorate	Number voting	% poll	Ballot papers	
					Polling stations	Postal
Merton						
Abbey	3	7,575	3,284	43.4	2,734	550
Cannon Hill	3	7,125	3,512	49.3	2,937	575
Colliers Wood	3	8,019	3,006	37.5	2,626	380
Cricket Green	3	8,044	3,225	40.1	2,778	447
Dundonald	3	6,945	3,107	44.7	2,519	588
Figge's Marsh	3	8,243	3,113	37.8	2,735	378
Graveney	3	7,288	2,826	38.8	2,537	289
Hillside	3	6,658	2,545	38.2	1,925	620
Lavender Fields	3	7,527	2,499	33.2	2,102	397
Longthornton	3	7,771	2,951	38.0	2,514	437
Lower Morden	3	6,974	3,481	49.9	2,994	487
Merton Park	3	7,055	3,345	47.4	2,756	589
Pollards Hill	3	7,984	3,037	38.0	2,590	447
Ravensbury	3	7,377	3,002	40.7	2,547	455
Raynes Park	3	7,323	3,059	41.8	2,430	629
St. Helier	3	7,776	3,011	38.7	2,506	505
Trinity	3	7,320	2,889	39.5	2,308	581
Village	3	6,290	2,845	45.2	1,949	896
West Barnes	3	7,435	3,496	47.0	2,789	707
Wimbledon Park	3	8,110	3,226	39.8	2,581	645
Merton	60	148,839	61,459	41.3	50,857	10,602
Newham						
Beckton	3	10,504	3,340	31.8	2,599	741
Boleyn	3	9,689	4,261	44.0	3,360	901
Canning Town North	3	9,827	3,523	35.9	2,743	780
Canning Town South	3	10,170	3,352	33.0	2,608	744
Custom House	3	8,811	2,833	32.2	2,052	781
East Ham Central	3	9,616	4,091	42.5	3,229	862
East Ham North	3	9,693	5,037	52.0	4,280	757
East Ham South	3	9,616	4,091	42.5	3,237	854
Forest Gate North	3	9,981	3,866	38.7	3,187	679
Forest Gate South	3	10,060	3,938	39.1	3,171	767
Green Street East	3	10,031	4,894	48.8	4,089	805
Green Street West	3	9,764	4,795	49.1	3,913	882
Little Ilford	3	9,882	4,501	45.5	3,622	879
Manor Park	3	9,946	4,172	41.9	3,361	811
Plaistow North	3	9,311	3,830	41.1	3,051	779
Plaistow South	3	10,002	3,879	38.8	3,025	854
Royal Docks	3	6,982	2,344	33.6	1,780	564
Stratford and New Town	3	11,722	3,933	33.6	3,136	797
Wall End	3	9,808	4,811	49.1	4,076	735
West Ham	3	9,480	3,459	36.5	2,753	706
Newham	60	194,895	78,950	40.5	63,272	15,678

Ward	Rejected ballot papers				Total	Rejected in part	Total valid papers	% valid votes
	Lacking official mark	More votes than entitled	Marked for identification	Unmarked wholly void				
Merton								
Abbey	0	4	0	16	20	0	3,264	99.4
Cannon Hill	0	0	0	16	16	0	3,496	99.5
Colliers Wood	0	7	0	16	23	0	2,983	99.2
Cricket Green	0	18	0	27	45	0	3,180	98.6
Dundonald	0	0	0	20	20	0	3,087	99.4
Figge's Marsh	0	0	0	49	49	0	3,064	98.4
Graveney	0	4	0	23	27	0	2,799	99.0
Hillside	0	0	0	18	18	0	2,527	99.3
Lavender Fields	0	4	0	17	21	0	2,478	99.2
Longthornton	0	0	0	26	26	0	2,925	99.1
Lower Morden	0	2	14	0	16	0	3,465	99.5
Merton Park	0	1	0	12	13	0	3,332	99.6
Pollards Hill	0	3	0	5	8	0	3,029	99.7
Ravensbury	0	5	0	12	17	0	2,985	99.4
Raynes Park	0	0	0	12	12	0	3,047	99.6
St. Helier	0	4	0	8	12	0	2,999	99.6
Trinity	0	3	0	9	12	0	2,877	99.6
Village	0	0	0	5	5	0	2,840	99.8
West Barnes	0	4	0	12	16	0	3,480	99.5
Wimbledon Park	0	0	0	14	14	0	3,212	99.6
Merton	0	59	14	317	390	0	61,069	99.4
Newham								
Beckton	0	4	0	48	52	0	3,288	98.4
Boleyn	0	8	1	40	49	0	4,212	98.9
Canning Town North	0	4	0	30	34	0	3,489	99.0
Canning Town South	0	10	0	24	34	0	3,318	99.0
Custom House	0	8	0	11	19	0	2,814	99.3
East Ham Central	0	6	0	38	44	0	4,047	98.9
East Ham North	0	25	0	12	37	0	5,000	99.3
East Ham South	0	6	0	38	44	0	4,047	98.9
Forest Gate North	0	12	1	23	36	0	3,830	99.1
Forest Gate South	0	7	0	32	39	0	3,899	99.0
Green Street East	0	18	0	13	31	0	4,863	99.4
Green Street West	0	15	0	21	36	0	4,759	99.2
Little Ilford	0	14	0	26	40	0	4,461	99.1
Manor Park	0	12	0	46	58	0	4,114	98.6
Plaistow North	0	15	0	36	51	0	3,779	98.7
Plaistow South	0	11	0	14	25	0	3,854	99.4
Royal Docks	0	15	0	9	24	0	2,320	99.0
Stratford and New Town	0	7	0	79	86	0	3,847	97.8
Wall End	0	16	0	21	37	0	4,774	99.2
West Ham	0	6	0	34	40	0	3,419	98.8
Newham	0	219	2	595	816	0	78,134	99.0

Ward	Seats	Electorate	Number voting	% poll	Ballot papers	
					Polling stations	Postal
Redbridge						
Aldborough	3	10,928	4,908	44.9	3,713	1,195
Barkingside	3	9,970	4,178	41.9	3,127	1,051
Bridge	3	9,088	3,164	34.8	2,425	739
Chadwell	3	10,641	4,119	38.7	2,982	1,137
Church End	3	9,126	3,685	40.4	2,834	851
Clayhall	3	10,520	4,721	44.9	3,758	963
Clementswood	3	10,630	3,728	35.1	2,895	833
Cranbrook	3	9,847	3,959	40.2	3,236	723
Fairlop	3	9,897	3,694	37.3	2,718	976
Fullwell	3	9,918	3,823	38.5	2,839	984
Goodmayes	3	9,969	3,878	38.9	3,035	843
Hainault	3	9,691	3,323	34.3	2,369	954
Loxford	3	11,342	4,396	38.8	3,186	1,210
Mayfield	3	10,395	4,105	39.5	3,108	997
Monkhams	3	8,561	3,436	40.1	2,520	916
Newbury	3	12,359	4,838	39.1	3,686	1,152
Roding	3	8,969	3,644	40.6	2,832	812
Seven Kings	3	11,083	4,426	39.9	3,489	937
Snaresbrook	3	9,477	3,811	40.2	2,864	947
Valentines	3	10,295	3,988	38.7	3,164	824
Wanstead	3	9,157	4,290	46.8	3,482	808
Redbridge	63	211,863	84,114	39.7	64,262	19,852
Richmond upon Thames						
Barnes	3	7,269	3,190	43.9	2,308	882
East Sheen	3	7,462	3,640	48.8	2,716	924
Fulwell and Hampton Hill	3	7,726	3,450	44.7	2,481	969
Ham, Petersham and						
Richmond Riverside	3	7,221	3,608	50.0	2,656	952
Hampton	3	7,670	3,714	48.4	2,708	1,006
Hampton North	3	7,174	3,114	43.4	2,179	935
Hampton Wick	3	8,010	3,373	42.1	2,386	987
Heathfield	3	7,746	3,439	44.4	2,387	1,052
Kew	3	8,100	4,271	52.7	3,129	1,142
Mortlake and Barnes Common	3	8,008	3,714	46.4	2,668	1,046
North Richmond	3	7,848	3,622	46.2	2,636	986
St. Margarets & North Twickenham	3	8,226	3,927	47.7	3,005	922
South Richmond	3	7,834	3,411	43.5	2,359	1,052
South Twickenham	3	7,837	3,392	43.3	2,554	838
Teddington	3	7,910	3,780	47.8	2,850	930
Twickenham Riverside	3	7,573	3,473	45.9	2,540	933
West Twickenham	3	7,907	3,422	43.3	2,461	961
Whitton	3	7,303	3,500	47.9	2,651	849
Richmond upon Thames	54	138,824	64,040	46.1	46,674	17,366

Ward	Rejected ballot papers				Total	Rejected in part	Total valid papers	% valid votes
	Lacking official mark	More votes than entitled	Marked for identification	Unmarked wholly void				
Redbridge								
Aldborough	0	24	0	17	41	0	4,867	99.2
Barkingside	0	2	2	7	11	0	4,167	99.7
Bridge	0	0	2	8	10	0	3,154	99.7
Chadwell	0	1	0	26	27	0	4,092	99.3
Church End	0	6	0	6	12	0	3,673	99.7
Clayhall	0	6	0	7	13	0	4,708	99.7
Clementswood	0	8	0	13	21	0	3,707	99.4
Cranbrook	0	3	0	4	7	0	3,952	99.8
Fairlop	0	3	0	7	10	0	3,684	99.7
Fullwell	0	6	0	5	11	0	3,812	99.7
Goodmayes	0	8	2	27	37	0	3,841	99.0
Hainault	0	2	0	11	13	0	3,310	99.6
Loxford	0	7	0	12	19	0	4,377	99.6
Mayfield	0	9	0	32	41	0	4,064	99.0
Monkhams	0	2	1	17	20	0	3,416	99.4
Newbury	0	0	0	0	0	0	4,838	100.0
Roding	0	3	1	4	8	0	3,636	99.8
Seven Kings	0	9	0	24	33	0	4,393	99.3
Snaresbrook	0	2	0	28	30	0	3,781	99.2
Valentines	0	6	0	13	19	0	3,969	99.5
Wanstead	0	2	0	11	13	0	4,277	99.7
Redbridge	0	109	8	279	396	0	83,718	99.5
Richmond upon Thames								
Barnes	0	2	0	15	17	0	3,173	99.5
East Sheen	0	1	0	14	15	0	3,625	99.6
Fulwell and Hampton Hill	0	5	0	26	31	0	3,419	99.1
Ham, Petersham and Richmond Riverside	0	1	0	8	9	0	3,599	99.8
Hampton	0	1	0	10	11	0	3,703	99.7
Hampton North	0	1	0	3	4	0	3,110	99.9
Hampton Wick	0	0	0	19	19	0	3,354	99.4
Heathfield	0	5	0	2	7	0	3,432	99.8
Kew	0	4	0	18	22	0	4,249	99.5
Mortlake and Barnes Common	0	0	21	0	21	0	3,693	99.4
North Richmond	0	2	1	9	12	0	3,610	99.7
St. Margarets & North Twickenham	0	5	0	10	15	0	3,912	99.6
South Richmond	0	2	0	10	12	0	3,399	99.6
South Twickenham	0	3	0	18	21	0	3,371	99.4
Teddington	0	0	0	2	2	0	3,778	99.9
Twickenham Riverside	0	1	0	9	10	0	3,463	99.7
West Twickenham	0	1	0	7	8	0	3,414	99.8
Whitton	0	2	0	7	9	0	3,491	99.7
Richmond upon Thames	0	36	22	187	245	0	63,795	99.6

Ward	Seats	Electorate	Number voting	% poll	Ballot papers	
					Polling stations	Postal
Southwark						
Brunswick Park	3	9,390	3,402	36.2	2,765	637
Camberwell Green	3	10,529	3,391	32.2	2,620	771
Cathedrals	3	12,657	3,967	31.3	3,047	920
Chaucer	3	11,472	4,010	35.0	3,258	752
College	3	8,809	4,087	46.4	3,032	1,055
East Dulwich	3	9,347	4,053	43.4	3,330	723
East Walworth	3	8,109	2,915	35.9	2,342	573
Faraday	3	8,060	2,575	31.9	1,954	621
Grange	3	11,513	3,562	30.9	2,685	877
Livesey	3	9,697	3,056	31.5	2,386	670
Newington	3	10,692	4,354	40.7	3,410	944
Nunhead	3	9,734	3,336	34.3	2,650	686
Peckham	3	10,219	3,200	31.3	2,554	646
Peckham Rye	3	10,067	3,862	38.4	3,100	762
Riverside	3	10,328	3,524	34.1	2,435	1,089
Rotherhithe	3	10,018	3,488	34.8	2,681	807
South Bermondsey	3	9,532	3,594	37.7	2,730	864
South Camberwell	3	8,827	3,497	39.6	2,792	705
Surrey Docks	3	9,368	3,077	32.8	2,165	912
The Lane	3	11,090	3,936	35.5	3,177	759
Village	3	8,722	4,416	50.6	3,399	1,017
Southwark	63	208,180	75,302	36.2	58,512	16,790
Sutton						
Beddington North	3	7,947	3,372	42.4	2,407	965
Beddington South	3	8,120	3,325	40.9	2,452	873
Belmont	3	7,821	3,351	42.8	2,356	995
Carshalton Central	3	7,966	3,866	48.5	2,897	969
Carshalton South And Clockhouse	3	7,691	3,630	47.2	2,648	982
Cheam	3	8,089	3,934	48.6	2,760	1,174
Nonsuch	3	8,321	4,057	48.8	3,054	1,003
St. Helier	3	8,388	2,910	34.7	2,006	904
Stonecot	3	8,235	3,458	42.0	2,512	946
Sutton Central	3	8,215	3,164	38.5	2,312	852
Sutton North	3	7,848	3,345	42.6	2,416	929
Sutton South	3	7,640	3,297	43.2	2,142	1,155
Sutton West	3	8,210	3,447	42.0	2,449	998
The Wrythe	3	7,821	3,136	40.1	2,198	938
Wallington North	3	8,397	3,696	44.0	2,825	871
Wallington South	3	8,019	3,455	43.1	2,617	838
Wandle Valley	3	8,404	2,943	35.0	2,211	732
Worcester Park	3	9,037	3,950	43.7	2,900	1,050
Sutton	54	146,169	62,336	42.6	45,162	17,174

Ward	Rejected ballot papers				Total	Rejected in part	Total valid papers	% valid votes
	Lacking official mark	More votes than entitled	Marked for identification	Unmarked wholly void				
Southwark								
Brunswick Park	0	5	0	15	20	0	3,382	99.4
Camberwell Green	0	8	0	11	19	0	3,372	99.4
Cathedrals	0	3	0	13	16	0	3,951	99.6
Chaucer	0	5	0	21	26	2	3,984	99.4
College	1	0	2	21	24	0	4,063	99.4
East Dulwich	0	0	0	9	9	0	4,044	99.8
East Walworth	0	3	0	21	24	0	2,891	99.2
Faraday	0	3	19	0	22	0	2,553	99.1
Grange	6	4	0	3	13	0	3,549	99.6
Livesey	0	5	0	14	19	0	3,037	99.4
Newington	0	11	1	23	35	0	4,319	99.2
Nunhead	0	2	0	22	24	0	3,312	99.3
Peckham	0	6	0	16	22	0	3,178	99.3
Peckham Rye	0	1	0	14	15	0	3,847	99.6
Riverside	0	3	0	6	9	0	3,515	99.7
Rotherhithe	0	8	0	11	19	0	3,469	99.5
South Bermondsey	0	3	0	7	10	1	3,584	99.7
South Camberwell	0	3	0	15	18	0	3,479	99.5
Surrey Docks	0	3	0	11	14	0	3,063	99.5
The Lane	0	2	0	39	41	0	3,895	99.0
Village	0	1	0	12	13	0	4,403	99.7
Southwark	7	79	22	304	412	3	74,890	99.5
Sutton								
Beddington North	0	0	0	5	5	0	3,367	99.9
Beddington South	0	4	0	15	19	0	3,306	99.4
Belmont	0	3	0	20	23	0	3,328	99.3
Carshalton Central	0	2	0	6	8	0	3,858	99.8
Carshalton South And Clockhouse	0	4	0	7	11	0	3,619	99.7
Cheam	0	2	0	5	7	0	3,927	99.8
Nonsuch	0	2	0	14	16	0	4,041	99.6
St. Helier	0	5	0	10	15	0	2,895	99.5
Stonecot	0	3	0	6	9	0	3,449	99.7
Sutton Central	0	1	0	9	10	0	3,154	99.7
Sutton North	0	2	0	15	17	0	3,328	99.5
Sutton South	0	2	0	4	6	0	3,291	99.8
Sutton West	0	4	0	8	12	0	3,435	99.7
The Wrythe	0	2	0	6	8	0	3,128	99.7
Wallington North	0	1	0	15	16	0	3,680	99.6
Wallington South	0	0	0	11	11	0	3,444	99.7
Wandle Valley	0	6	0	11	17	0	2,926	99.4
Worcester Park	0	5	1	9	15	0	3,935	99.6
Sutton	0	48	1	176	225	0	62,111	99.6

Ward	Seats	Electorate	Number voting	% poll	Ballot papers	
					Polling stations	Postal
Tower Hamlets						
Bethnal Green	3	14,085	6,708	47.6	5,509	1,199
Blackwall & Cubitt Town	3	9,193	2,909	31.6	1,814	1,095
Bow East	3	11,244	5,156	45.9	4,196	960
Bow West	2	9,053	4,737	52.3	3,943	794
Bromley North	2	6,671	3,464	51.9	2,570	894
Bromley South	2	7,477	3,697	49.4	3,026	671
Canary Wharf	2	8,327	3,042	36.5	2,039	1,003
Island Gardens	2	9,038	3,913	43.3	2,961	952
Lansbury	3	10,472	5,371	51.3	4,314	1,057
Limehouse	1	4,331	2,090	48.3	1,492	598
Mile End	3	12,049	5,974	49.6	4,891	1,083
Poplar	1	4,210	2,090	49.6	1,715	375
St. Dunstan's	2	8,570	4,780	55.8	3,886	894
St. Katharine's & Wapping	2	8,116	3,756	46.3	2,546	1,210
St. Peter's	3	13,182	6,183	46.9	4,650	1,533
Shadwell	2	8,235	4,548	55.2	3,502	1,046
Spitalfields & Banglatown	2	9,316	4,070	43.7	2,875	1,195
Stepney Green	2	8,130	4,463	54.9	3,727	736
Weavers	2	8,759	4,048	46.2	2,787	1,261
Whitechapel	3	11,337	4,804	42.4	3,586	1,218
Tower Hamlets	45	181,795	85,803	47.2	66,029	19,774
Waltham Forest						
Cann Hall	3	9,039	3,159	34.9	2,460	699
Cathall	3	8,494	2,639	31.1	2,112	527
Chapel End	3	9,537	3,581	37.5	2,905	676
Chingford Green	3	8,301	3,308	39.9	2,565	743
Endlebury	3	8,402	3,390	40.3	2,705	685
Forest	3	8,880	3,542	39.9	2,583	959
Grove Green	3	10,008	3,714	37.1	2,848	866
Hale End and Highams Park	3	8,633	3,681	42.6	2,936	745
Hatch Lane	3	8,627	3,174	36.8	2,561	613
High Street	3	10,005	4,090	40.9	3,351	739
Higham Hill	3	9,285	3,418	36.8	2,788	630
Hoe Street	3	9,605	3,645	37.9	3,065	580
Larkswood	3	8,690	3,174	36.5	2,468	706
Lea Bridge	3	10,744	3,350	31.2	2,765	585
Leyton	3	9,858	3,615	36.7	2,749	866
Leytonstone	3	9,164	3,559	38.8	2,942	617
Markhouse	3	9,364	3,200	34.2	2,566	634
Valley	3	8,702	3,287	37.8	2,599	688
William Morris	3	9,222	3,830	41.5	3,157	673
Wood Street	3	9,499	3,877	40.8	3,258	619
Waltham Forest	60	184,059	69,233	37.6	55,383	13,850

Ward	Rejected ballot papers				Total	Rejected in part	Total valid papers	% valid votes
	Lacking official mark	More votes than entitled	Marked for identification	Unmarked wholly void				
Tower Hamlets								
Bethnal Green	0	30	0	35	65	0	6,643	99.0
Blackwall & Cubitt Town	0	4	0	8	12	0	2,897	99.6
Bow East	0	15	0	30	45	0	5,111	99.1
Bow West	0	4	0	28	32	0	4,705	99.3
Bromley North	0	18	1	22	41	0	3,423	98.8
Bromley South	0	21	0	14	35	0	3,662	99.1
Canary Wharf	0	11	9	6	26	0	3,016	99.1
Island Gardens	0	0	0	12	12	0	3,901	99.7
Lansbury	0	19	1	34	54	0	5,317	99.0
Limehouse	0	10	1	13	24	0	2,066	98.9
Mile End	0	29	0	67	96	0	5,878	98.4
Poplar	0	27	0	6	33	0	2,057	98.4
St. Dunstan's	0	32	0	39	71	0	4,709	98.5
St. Katharine's & Wapping	0	6	1	11	18	0	3,738	99.5
St. Peter's	0	14	2	38	54	0	6,129	99.1
Shadwell	0	27	0	22	49	0	4,499	98.9
Spitalfields & Banglatown	0	34	0	12	46	0	4,024	98.9
Stepney Green	0	29	0	17	46	0	4,417	99.0
Weavers	0	17	0	14	31	0	4,017	99.2
Whitechapel	0	28	0	24	52	0	4,752	98.9
Tower Hamlets	0	375	15	452	842	0	84,961	99.0
Waltham Forest								
Cann Hall	0	5	0	0	5	0	3,154	99.8
Cathall	0	7	0	5	12	0	2,627	99.5
Chapel End	0	15	0	21	36	0	3,545	99.0
Chingford Green	0	0	0	9	9	0	3,299	99.7
Endlebury	0	0	0	0	5	5	3,385	99.9
Forest	0	8	0	5	13	0	3,529	99.6
Grove Green	0	6	0	27	33	0	3,681	99.1
Hale End and Highams Park	0	4	0	7	11	0	3,670	99.7
Hatch Lane	0	0	0	5	5	0	3,169	99.8
High Street	0	5	0	17	22	0	4,068	99.5
Higham Hill	0	12	0	30	42	0	3,376	98.8
Hoe Street	0	7	0	25	32	0	3,613	99.1
Larkswood	0	0	1	13	14	0	3,160	99.6
Lea Bridge	0	5	0	22	27	0	3,323	99.2
Leyton	0	10	0	8	18	0	3,597	99.5
Leytonstone	0	1	0	17	18	0	3,541	99.5
Markhouse	0	4	0	13	17	0	3,183	99.5
Valley	0	0	0	24	24	0	3,263	99.3
William Morris	0	4	2	12	18	0	3,812	99.5
Wood Street	0	4	0	15	19	0	3,858	99.5
Waltham Forest	0	97	3	275	380	5	68,853	99.5

Ward	Seats	Electorate	Number voting	% poll	Ballot papers	
					Polling stations	Postal
Wandsworth						
Balham	3	11,518	3,984	34.6	2,801	1,183
Bedford	3	11,405	4,508	39.5	3,336	1,172
Earlsfield	3	12,541	4,808	38.3	3,531	1,277
East Putney	3	12,007	4,294	35.8	2,968	1,326
Fairfield	3	11,364	3,617	31.8	2,612	1,005
Furzedown	3	11,382	4,969	43.7	3,877	1,092
Graveney	3	11,515	4,390	38.1	3,422	968
Latchmere	3	11,409	3,985	34.9	2,635	1,350
Nightingale	3	11,404	4,152	36.4	3,028	1,124
Northcote	3	11,013	3,668	33.3	2,499	1,169
Queenstown	3	12,083	4,324	35.8	2,756	1,568
Roehampton and Putney Heath	3	11,034	3,863	35.0	2,262	1,601
St. Mary's Park	3	12,851	4,311	33.5	2,827	1,484
Shaftesbury	3	11,303	3,733	33.0	2,614	1,119
Southfields	3	12,752	5,057	39.7	3,663	1,394
Thamesfield	3	12,056	4,523	37.5	3,250	1,273
Tooting	3	12,126	5,043	41.6	3,998	1,045
Wandsworth Common	3	10,658	4,173	39.2	2,847	1,326
West Hill	3	12,161	4,549	37.4	3,182	1,367
West Putney	3	11,447	4,304	37.6	2,788	1,516
Wandsworth	60	234,029	86,255	36.9	60,896	25,359
Westminster						
Abbey Road	3	6,537	2,019	30.9	1,461	558
Bayswater	3	6,725	2,047	30.4	1,596	451
Bryanston and Dorset Square	3	6,981	2,055	29.4	1,469	586
Churchill	3	6,550	2,739	41.8	2,142	597
Church Street	3	7,296	2,537	34.8	2,010	527
Harrow Road	3	7,800	2,565	32.9	2,168	397
Hyde Park	3	7,193	1,913	26.6	1,303	610
Knightsbridge and Belgravia	3	5,698	1,498	26.3	929	569
Lancaster Gate	3	7,485	2,173	29.0	1,608	565
Little Venice	3	6,661	2,166	32.5	1,626	540
Maida Vale	3	6,877	2,462	35.8	1,960	502
Marylebone High Street	3	6,475	1,866	28.8	1,274	592
Queen's Park	3	7,864	2,783	35.4	2,342	441
Regent's Park	3	7,252	2,260	31.2	1,558	702
St. James's	3	7,275	2,150	29.6	1,508	642
Tachbrook	3	5,940	2,219	37.4	1,737	482
Vincent Square	3	7,221	2,637	36.5	1,962	675
Warwick	3	6,703	2,370	35.4	1,774	596
Westbourne	3	8,007	2,569	32.1	2,046	523
West End	3	6,301	1,884	29.9	1,397	487
Westminster	60	138,841	44,912	32.3	33,870	11,042
Greater London	1,851	5,878,824	2,284,882	38.9	1,754,441	530,441

Ward	Rejected ballot papers				Total	Rejected in part	Total valid papers	% valid votes
	Lacking official mark	More votes than entitled	Marked for identification	Unmarked wholly void				
Wandsworth								
Balham	0	3	0	8	11	0	3,973	99.7
Bedford	0	4	0	10	14	0	4,494	99.7
Earlsfield	0	5	0	13	18	0	4,790	99.6
East Putney	0	5	0	13	18	0	4,276	99.6
Fairfield	0	5	0	7	12	0	3,605	99.7
Furzedown	1	0	0	11	12	0	4,957	99.8
Graveney	0	5	0	10	15	0	4,375	99.7
Latchmere	0	5	0	10	15	0	3,970	99.6
Nightingale	0	4	0	10	14	0	4,138	99.7
Northcote	0	1	0	13	14	0	3,654	99.6
Queenstown	0	6	0	1	7	0	4,317	99.8
Roehampton and Putney Heath	0	5	0	14	19	0	3,844	99.5
St. Mary's Park	0	4	0	2	6	0	4,305	99.9
Shaftesbury	0	5	0	19	24	0	3,709	99.4
Southfields	0	11	0	9	20	0	5,037	99.6
Thamesfield	0	1	1	1	3	0	4,520	99.9
Tooting	0	5	0	11	16	0	5,027	99.7
Wandsworth Common	0	1	0	0	1	0	4,172	100.0
West Hill	0	5	0	18	23	0	4,526	99.5
West Putney	0	6	0	9	15	0	4,289	99.7
Wandsworth	1	86	1	189	277	0	85,978	99.7
Westminster								
Abbey Road	0	0	0	9	9	0	2,010	99.6
Bayswater	0	3	0	26	29	0	2,018	98.6
Bryanston and Dorset Square	0	0	0	13	13	0	2,042	99.4
Churchill	0	2	0	27	29	0	2,710	98.9
Church Street	0	3	0	20	23	0	2,514	99.1
Harrow Road	0	2	0	19	21	0	2,544	99.2
Hyde Park	0	1	0	17	18	0	1,895	99.1
Knightsbridge and Belgravia	0	0	0	11	11	0	1,487	99.3
Lancaster Gate	0	2	0	16	18	0	2,155	99.2
Little Venice	0	0	0	24	24	0	2,142	98.9
Maida Vale	0	1	0	12	13	0	2,449	99.5
Marylebone High Street	0	1	0	15	16	0	1,850	99.1
Queen's Park	0	2	0	34	36	0	2,747	98.7
Regent's Park	0	0	0	18	18	0	2,242	99.2
St. James's	0	3	0	6	9	0	2,141	99.6
Tachbrook	0	3	0	10	13	0	2,206	99.4
Vincent Square	1	2	0	15	18	0	2,619	99.3
Warwick	0	3	0	20	30	7	2,340	98.7
Westbourne	0	2	0	16	18	0	2,551	99.3
West End	0	0	0	15	15	0	1,869	99.2
Westminster	1	30	0	343	381	7	44,531	99.2
Greater London	201	3,020	164	9,678	13,208	153	2,271,674	99.4

Borough votes summary

	Seats	Electorate	Number voting	% poll	Polling stations	Postal votes	Total rejected ballot papers	% valid votes
Barking and Dagenham	51	129,097	47,117	36.5	35,477	11,640	170	99.6
Barnet	63	237,010	95,944	40.5	66,850	29,094	549	99.4
Bexley	63	179,050	70,959	39.6	53,007	17,952	449	99.4
Brent	63	217,118	78,753	36.3	65,423	13,330	486	99.4
Bromley	60	236,553	96,594	40.8	73,475	23,119	262	99.7
Camden	54	155,240	60,046	38.7	46,513	13,533	380	99.4
Croydon	70	260,189	100,435	38.6	73,348	27,087	731	99.3
Ealing	69	241,709	99,525	41.2	85,003	14,522	579	99.4
Enfield	63	209,974	80,167	38.2	65,567	14,600	291	99.6
Greenwich	51	174,624	65,055	37.3	50,427	14,628	401	99.4
Hackney	57	175,132	68,989	39.4	49,156	19,833	367	99.5
Hammersmith and Fulham	46	130,564	49,127	37.6	37,202	11,925	413	99.2
Haringey	57	175,502	66,824	38.1	55,274	11,550	375	99.4
Harrow	63	182,107	74,089	40.7	53,549	20,540	573	99.2
Havering	54	187,484	80,744	43.1	61,757	18,987	233	99.7
Hillingdon	65	208,593	75,226	36.1	58,018	17,208	201	99.7
Hounslow	60	191,590	70,517	36.8	54,120	16,397	379	99.5
Islington	48	155,282	59,597	38.4	46,823	12,774	653	98.9
Kensington and Chelsea	50	107,022	31,908	29.8	23,019	8,889	358	98.9
Kingston upon Thames	48	117,637	50,696	43.1	34,928	15,768	158	99.7
Lambeth	63	223,244	77,020	34.5	62,156	14,864	344	99.6
Lewisham	54	196,609	73,146	37.2	58,432	14,714	492	99.3
Merton	60	148,839	61,459	41.3	50,857	10,602	390	99.4
Newham	60	194,895	78,950	40.5	63,272	15,678	816	99.0
Redbridge	63	211,863	84,114	39.7	64,262	19,852	396	99.5
Richmond upon Thames	54	138,824	64,040	46.1	46,674	17,366	245	99.6
Southwark	63	208,180	75,302	36.2	58,512	16,790	412	99.5
Sutton	54	146,169	62,336	42.6	45,162	17,174	225	99.6
Tower Hamlets	45	181,795	85,803	47.2	66,029	19,774	842	99.0
Waltham Forest	60	184,059	69,233	37.6	55,383	13,850	380	99.5
Wandsworth	60	234,029	86,255	36.9	60,896	25,359	277	99.7
Westminster	60	138,841	44,912	32.3	33,870	11,042	381	99.2
Inner London	717	2,276,335	857,879	37.7	661,154	196,725	6,110	99.3
Outer London	1,134	3,602,489	1,427,003	39.6	1,093,287	333,716	7,098	99.5
London	1,851	5,878,824	2,284,882	38.9	1,754,441	530,441	13,208	99.4

European election voting statistics, London boroughs

Borough	Electorate	Number voting	% poll	Ballot papers	
				Polling stations	Postal
City of London	6,120	2,281	37.3	1,597	684
Barking and Dagenham	119,810	45,730	38.2	34,433	11,297
Barnet	236,815	94,243	39.8	65,665	28,578
Bexley	179,050	68,813	38.4	51,404	17,409
Brent	192,012	74,935	39.0	62,251	12,684
Bromley	231,329	95,160	41.1	72,834	22,326
Camden	140,599	58,243	41.4	45,082	13,161
Croydon	248,923	98,559	39.6	71,462	27,097
Ealing	219,952	96,631	43.9	82,531	14,100
Enfield	196,782	77,926	39.6	63,734	14,192
Greenwich	165,223	64,202	38.9	50,079	14,123
Hackney	160,401	66,401	41.4	47,177	19,224
Hammersmith and Fulham	115,717	47,267	40.8	35,793	11,474
Haringey	175,502	64,185	36.6	52,634	11,551
Harrow	170,864	72,514	42.4	40,040	32,474
Havering	184,104	80,078	43.5	61,331	18,747
Hillingdon	201,367	74,532	37.0	57,483	17,049
Hounslow	173,680	67,881	39.1	52,003	15,878
Islington	142,650	57,984	40.6	45,556	12,428
Kensington and Chelsea	88,359	29,688	33.6	21,987	7,701
Kingston upon Thames	111,306	49,663	44.6	34,275	15,388
Lambeth	201,883	73,962	36.6	59,756	14,206
Lewisham	183,938	71,471	38.9	57,094	14,377
Merton	136,701	59,985	43.9	49,618	10,367
Newham	173,606	75,742	43.6	60,890	14,852
Redbridge	202,197	82,602	40.9	63,329	19,273
Richmond upon Thames	132,622	63,239	47.7	45,990	17,249
Southwark	193,533	73,800	38.1	57,324	16,476
Sutton	140,553	60,750	43.2	44,423	16,327
Tower Hamlets	164,242	83,538	50.9	64,908	18,630
Waltham Forest	164,064	66,818	40.7	53,451	13,367
Wandsworth	215,504	84,472	39.2	59,648	24,824
Westminster	121,161	42,387	35.0	31,966	10,421
Inner London	2,083,215	831,421	39.9	641,413	190,008
Outer London	3,407,354	1,394,261	40.9	1,056,335	337,926
London	5,490,248	2,225,682	40.5	1,697,748	527,934

Borough	Rejected ballot papers				Total	Rejected in part	Total valid papers	% valid votes
	Lacking official mark	More votes than entitled	Marked for identification	Unmarked wholly void				
City of London	n/a	n/a	n/a	n/a	7	n/a	2,274	99.7
Barking and Dagenham	0	226	6	154	386	0	45,344	99.2
Barnet	0	347	13	407	767	0	93,476	99.2
Bexley	n/a	n/a	n/a	n/a	588	n/a	68,225	99.1
Brent	0	846	8	479	1,333	0	73,602	98.2
Bromley	3	302	13	376	694	0	94,466	99.3
Camden	n/a	n/a	n/a	n/a	543	n/a	57,700	99.1
Croydon	4	461	3	404	872	0	97,687	99.1
Ealing	n/a	n/a	n/a	n/a	1,326	n/a	95,305	98.6
Enfield	0	445	8	389	842	0	77,084	98.9
Greenwich	0	303	116	160	579	0	63,623	99.1
Hackney	0	576	0	163	739	0	65,662	98.9
Hammersmith and Fulham	n/a	n/a	n/a	n/a	466	n/a	46,801	99.0
Haringey	1	378	3	302	684	0	63,501	98.9
Harrow	n/a	n/a	n/a	n/a	852	n/a	71,662	98.8
Havering	n/a	n/a	n/a	n/a	850	n/a	79,228	98.9
Hillingdon	1	497	7	274	779	0	73,753	99.0
Hounslow	0	373	13	289	675	0	67,206	99.0
Islington	1	233	0	240	474	0	57,510	99.2
Kensington and Chelsea	2	190	2	160	354	0	29,334	98.8
Kingston upon Thames	n/a	n/a	n/a	n/a	342	n/a	49,321	99.3
Lambeth	0	294	0	302	596	0	73,366	99.2
Lewisham	3	307	3	299	612	0	70,859	99.1
Merton	0	305	4	295	604	0	59,381	99.0
Newham	1	574	0	602	1,177	0	74,565	98.4
Redbridge	2	491	1	425	919	0	81,683	98.9
Richmond upon Thames	1	165	0	235	401	0	62,838	99.4
Southwark	n/a	n/a	n/a	n/a	685	n/a	73,115	99.1
Sutton	n/a	n/a	n/a	n/a	537	n/a	60,213	99.1
Tower Hamlets	0	453	3	2,871	3,327	0	80,211	96.0
Waltham Forest	0	447	0	451	898	0	65,920	98.7
Wandsworth	0	348	4	429	781	0	83,691	99.1
Westminster	n/a	n/a	n/a	n/a	518	n/a	41,869	98.8
Inner London	n/a	n/a	n/a	n/a	10,963	n/a	820,458	98.7
Outer London	n/a	n/a	n/a	n/a	14,244	n/a	1,380,017	99.0
London	n/a	n/a	n/a	n/a	25,207	n/a	2,200,475	98.9

Order of winning seats in European election by round, London

Party	Votes R1	R2	R3	R4	R5	R6	R7	R8
Labour Party	806,959 1	403,480 1	403,480 2	268,986 2	268,986 3	201,740 3	201,740 4	161,392 4
Conservative Party	495,639	495,639 1	247,820 1	247,820 1	247,820 1	247,820 2	165,213 2	165,213 2
UK Independence Party	371,133	371,133	371,133	371,133 1	185,567 1	185,567 1	185,567 1	185,567 1
Green Party	196,419	196,419	196,419	196,419	196,419	196,419	196,419	196,419 1
Liberal Democrats	148,013	148,013	148,013	148,013	148,013	148,013	148,013	148,013
4 Freedoms Party (UK EPP)	28,014	28,014	28,014	28,014	28,014	28,014	28,014	28,014
An Independence from Europe	26,675	26,675	26,675	26,675	26,675	26,675	26,675	26,675
Christian Peoples Alliance	23,702	23,702	23,702	23,702	23,702	23,702	23,702	23,702
National Health Action Party	23,253	23,253	23,253	23,253	23,253	23,253	23,253	23,253
Animal Welfare Party	21,092	21,092	21,092	21,092	21,092	21,092	21,092	21,092
British National Party	19,246	19,246	19,246	19,246	19,246	19,246	19,246	19,246
Europeans Party	10,712	10,712	10,712	10,712	10,712	10,712	10,712	10,712
English Democrats	10,142	10,142	10,142	10,142	10,142	10,142	10,142	10,142
Communities United Party	6,951	6,951	6,951	6,951	6,951	6,951	6,951	6,951
National Liberal Party	6,736	6,736	6,736	6,736	6,736	6,736	6,736	6,736
NO2EU	3,804	3,804	3,804	3,804	3,804	3,804	3,804	3,804
Harmony Party	1,985	1,985	1,985	1,985	1,985	1,985	1,985	1,985
Elected Candidate	Moraes, Claude (LAB) Kamall, Syed S. (CON) Honeyball, Mary Ms. (LAB) Batten, Gerard J (UKIP) Anderson, Lucy Ms (LAB) Tannock, Timothy C. A. (CON) Dance, Seb (LAB) Lambert, Jean D. Ms (GRE)							

European election nominations list, London**4 Freedoms Party**

Dirk Nicholas Downing Hazel
 Noelle Anne O'Sullivan
 Geoff Gibas
 Aline Regine Simone Renée Doussin
 Andrew Bell
 Deborah Claire Phillips
 Royston Alexander Flude
 Brendan Patrick Donnelly

An Independence from Europe

Patrick Burns
 Marlene Daniel
 Gareth Griffiths
 Munpreet Bhathal
 Sharon Greenfield
 Eddie Yeoman
 Fred Atkins
 Jean Atkins

Animal Welfare Party

Vanessa Helen Hudson
 Alexander Leslie Bourke
 Kirsteen Williamson-Guinn
 Andrew David knight
 Dimple Patel
 Meg Mathews
 Guy Richard Desso
 Ranjan Kumar Joshi

British National Party

Stephen Squire
 Donna Treanor
 Paul Sturdy
 John Clarke
 David Furness
 Cliff Le May
 Ray Underwood
 Kevin Lazell

Christian Peoples Alliance

Sid Cordle
 Yemi Awolola
 Ashley Keith Dickenson
 Sharmilla Sundar Swarna
 Laurence Williams
 Ethel Onoriode Odiete
 Kevin William Nichols
 Stephen Hammond

Communities United Party

Kamran Malik
 Humera Kamran
 Cydatty Bogie
 Mary Coleman-Mary Coleman
 Idris Aden Ali
 Reuben Agharese Edokpayi
 Sunita Kaur Singh
 Joanne Flanders

Conservative Party

Syed Salah Kamall
 Timothy Charles Ayrton Tannock
 Marina Yannakoudakis
 Caroline Louise Attfield
 Lynne Rosemary Hack
 Sheila Margaret Mary Lawlor
 Glyn Edward Chambers
 Annesley George Abercorn

English Democrats

Tommy Iuliu Joul Tomescu
 Andrzej Rygielski
 Vanessa Del Carmen Guerrero Rodriguez
 Robin Ashenden
 Emil Yuliev Rusanov
 Georgios Papagrigrakis

Green Party

Jean Denise Lambert
 Caroline Jane Allen
 Haroon Saad
 Shahrar Ali
 Danny Bates
 Tracey Jo Hague
 Violeta Vajda
 Amelia Womack

European election nominations list, London**Harmony Party**

David Vincent

Labour Party

Claude Moraes
 Mary Honeyball
 Lucy Anderson
 Seb Dance
 Ivana Bartoletti
 Kamaljeet Jandu
 Sanchia Alasia
 Andrea Biondi

Liberal Democrats

Sarah Ann Ludford
 Jonathan Harold Fryer
 Richard Adam Davis
 Anuja Prashar
 Rosina Robson
 Turhan Ozen
 Simon Alexander James
 Matt J McLaren

National Health Action Party

Louise Irvine
 Chidi Ejimofa
 Marcus Chown
 Kathryn Anderson
 Rufus Hound
 Jessica Ormerod
 Andrew Sharp
 Alex Ashman

National Liberal Party – True Liberalism

Graham Keith Williamson
 Jagdeesh Singh
 Sockalingam Yogalingam
 Doris Jones
 Upkar Singh Rai
 Yussef Anwar
 Araz Yurdseven
 Bernard Dube

NO2EU

Edward Dempsey
 Alexander Fraser Gordon
 April Ashley
 Annie Ngemi
 Mary Gillian Davis
 Paula Jane Mitchell
 Natasha Marie Hoarau
 Michael Gilbert Carty

UK Independence Party

Gerard Joseph Batten
 Paul James Oakley
 Elizabeth Eirwen Jones
 Lawrence James Webb
 Alastair Duncan James McFarlane
 Anthony Geoffrey Brown
 Andrew John McNeilis
 Peter Robin Whittle

Parliamentary constituency comparisons

The following table compares the share of the vote of the major parties, between the last two borough elections based on the parliamentary constituencies that the wards are part of.

Both the current and previous ward boundaries fit within parliamentary constituency boundaries, though there have been changes to the number of wards in four constituencies. The number of wards in each constituency is shown in the table.

Figures for 'Cities of London and Westminster' excludes wards in the City of London.

Constituency	Election	Number of wards	Electorate	% poll	Percentage votes cast			
					Conservative	Labour	Liberal Democrat	others
Barking	boro14	11	84,218	36.3	8.5	51.2	3.4	36.9
	boro10	11	78,820	59.9	13.7	48.2	12.8	25.3
Battersea	boro14	7	81,541	33.9	42.5	29.4	7.6	20.5
	boro10	7	81,830	61.7	48.2	27.0	15.5	9.4
Beckenham	boro14	6	68,511	41.6	44.7	15.3	8.2	31.8
	boro10	6	67,693	71.3	59.5	13.9	21.1	5.4
Bermondsey and Old Southwark	boro14	9	93,689	34.7	10.5	34.9	29.7	24.9
	boro10	9	86,022	54.1	17.5	30.0	39.7	12.9
Bethnal Green and Bow	boro14	9	93,676	48.0	6.5	32.8	7.1	53.5
	boro10	9	87,684	60.5	14.1	37.8	20.9	27.3
Bexleyheath and Crayford	boro14	8	67,504	39.5	38.6	24.7	1.4	35.4
	boro10	8	65,583	66.8	41.7	23.2	15.4	19.7
Brent Central	boro14	9	90,960	35.1	11.6	51.2	17.8	19.4
	boro10	9	84,143	57.8	13.6	44.5	34.2	7.7
Brent North	boro14	9	95,405	38.1	26.8	45.7	16.0	11.5
	boro10	9	89,956	61.7	29.4	41.6	23.7	5.3
Brentford and Isleworth	boro14	10	97,703	37.2	27.0	38.6	8.3	26.1
	boro10	10	92,235	61.1	30.9	30.4	17.7	21.0
Bromley and Chislehurst	boro14	6	67,101	37.8	38.8	17.8	7.1	36.3
	boro10	6	67,387	66.4	46.5	15.0	20.3	18.2
Camberwell and Peckham	boro14	9	87,613	34.5	9.3	58.1	6.4	26.2
	boro10	9	84,322	57.5	11.8	54.5	21.7	12.1
Carshalton and Wallington	boro14	9	72,753	41.7	21.3	13.5	35.1	30.1
	boro10	9	68,410	68.3	32.3	11.1	45.2	11.3
Chelsea and Fulham	boro14	11	73,356	33.4	56.3	25.2	8.4	10.1
	boro10	11	76,059	55.9	59.7	18.7	18.2	3.4
Chingford and Woodford Green	boro14	8	69,042	39.3	38.2	21.5	10.4	30.0
	boro10	8	66,669	65.6	48.3	20.3	25.6	5.8
Chipping Barnet	boro14	7	79,761	42.2	39.5	34.9	6.1	19.5
	boro10	7	79,054	65.9	44.3	25.4	20.1	10.2
Cities of London and Westminster	boro14	10	66,337	32.2	48.3	22.7	5.8	23.2
	boro10	10	71,109	51.1	52.4	14.7	21.4	11.5
Croydon Central	boro14	8	81,928	40.5	33.5	35.3	4.5	26.7
	boro10	8	79,291	63.9	37.1	30.4	16.3	16.2
Croydon North	boro14	8	93,738	34.0	17.1	56.5	4.7	21.7
	boro10	8	90,511	59.3	22.4	48.4	18.3	10.9
Croydon South	boro14	8	84,523	41.9	47.4	19.0	7.2	26.5
	boro10	8	83,464	68.7	50.6	17.0	21.4	11.0
Dagenham and Rainham	boro14	9	74,889	38.2	10.7	36.6	2.8	49.8
	boro10	9	71,714	62.8	21.7	37.2	5.7	35.4
Dulwich and West Norwood	boro14	8	79,403	39.8	18.2	50.5	10.9	20.4
	boro10	8	78,685	63.7	22.7	41.4	24.3	11.7
Ealing Central and Acton	boro14	8	83,652	38.7	30.6	32.6	13.8	23.0
	boro10	8	78,981	63.1	36.0	26.8	25.8	11.4
Ealing North	boro14	8	86,120	40.9	24.2	50.9	6.0	18.9
	boro10	8	82,855	61.1	35.2	40.4	17.0	7.3

Constituency	Election	Number of wards	Electorate	% poll	Percentage votes cast			
					Conservative	Labour	Liberal Democrat	others
Ealing, Southall	boro14	7	71,937	44.3	17.9	61.9	6.3	13.8
	boro10	7	71,381	62.7	31.0	46.3	14.9	7.7
East Ham	boro14	10	95,767	43.4	24.8	61.8	3.8	9.6
	boro10	10	98,626	53.9	19.5	63.4	5.7	11.4
Edmonton	boro14	7	69,287	36.6	17.4	55.7	1.7	25.2
	boro10	7	67,789	61.6	27.1	46.1	16.4	10.3
Eltham	boro14	7	65,785	40.5	23.0	33.0	5.1	38.9
	boro10	7	65,188	65.6	31.1	34.7	16.2	18.1
Enfield North	boro14	7	70,768	39.5	26.0	36.3	0.9	36.8
	boro10	7	69,503	65.5	33.8	29.5	14.7	22.0
Enfield, Southgate	boro14	7	69,919	38.4	34.0	34.8	6.4	24.8
	boro10	7	68,840	66.4	39.8	28.4	19.5	12.3
Erith and Thamesmead	boro14	8	75,739	35.9	21.8	45.1	4.0	29.1
	boro10	8	73,505	60.1	27.8	41.6	9.5	21.1
Feltham and Heston	boro14	10	93,887	36.4	22.7	49.3	6.1	21.9
	boro10	10	87,695	58.2	31.6	39.9	13.4	15.1
Finchley and Golders Green	boro14	7	76,631	41.8	38.8	36.4	9.1	15.7
	boro10	7	78,139	63.2	40.2	30.0	20.2	9.6
Greenwich and Woolwich	boro14	7	76,049	36.4	16.5	48.8	7.1	27.6
	boro10	7	70,605	60.6	21.2	44.3	19.0	15.5
Hackney North and Stoke Newington	boro14	13	97,229	42.2	14.2	53.6	9.6	22.6
	boro10	10	82,261	59.7	15.0	43.8	21.3	19.9
Hackney South and Shoreditch	boro14	11	77,903	35.9	9.1	61.8	5.9	23.3
	boro10	9	80,280	55.9	12.5	49.5	22.3	15.7
Hammersmith	boro14	10	83,889	38.8	31.1	48.1	7.9	12.9
	boro10	10	81,503	61.9	35.5	41.2	20.3	2.9
Hampstead and Kilburn	boro14	10	90,211	36.6	29.8	35.2	19.4	15.6
	boro10	10	89,886	61.9	30.4	27.5	33.3	8.8
Harrow East	boro14	9	79,490	40.7	41.8	37.2	7.2	13.8
	boro10	9	75,965	64.8	42.2	34.2	21.5	2.1
Harrow West	boro14	9	77,635	40.8	27.3	38.9	7.7	26.0
	boro10	9	73,427	64.8	30.9	38.5	20.7	9.9
Hayes and Harlington	boro14	8	80,784	34.2	21.3	48.5		30.2
	boro10	8	74,196	60.4	32.4	48.8	9.0	9.8
Hendon	boro14	7	80,618	37.5	37.4	38.9	6.4	17.3
	boro10	7	79,928	60.4	40.8	35.3	16.9	7.0
Holborn and St Pancras	boro14	11	95,782	39.1	14.9	52.2	9.4	23.5
	boro10	11	95,262	58.1	19.4	39.8	26.6	14.2
Hornchurch and Upminster	boro14	8	81,673	43.9	16.3	11.3	1.5	71.0
	boro10	8	79,565	67.4	29.8	15.3	3.3	51.6
Hornsey and Wood Green	boro14	10	90,023	42.3	9.7	40.3	27.8	22.2
	boro10	10	86,481	66.3	14.3	29.0	45.3	11.3
Ilford North	boro14	8	78,981	39.8	36.2	34.2	8.0	21.6
	boro10	8	74,951	64.0	43.1	32.0	17.0	7.9

Constituency	Election	Number of wards	Electorate	% poll	Percentage votes cast			
					Conservative	Labour	Liberal Democrat	others
Ilford South	boro14	9	96,561	38.8	21.8	55.4	11.7	11.0
	boro10	9	89,507	58.8	26.5	46.6	23.0	3.9
Islington North	boro14	8	78,986	39.7	5.3	55.9	15.1	23.7
	boro10	8	74,338	62.6	11.9	39.7	33.2	15.3
Islington South and Finsbury	boro14	8	76,296	37.0	14.7	53.4	13.4	18.5
	boro10	8	74,104	61.2	19.4	38.5	29.5	12.6
Kensington	boro14	16	80,341	29.9	49.1	30.4	11.7	8.8
	boro10	13	79,586	47.9	48.7	24.5	22.1	4.7
Kingston and Surbiton	boro14	12	87,674	42.7	30.9	15.5	29.9	23.8
	boro10	12	86,004	68.0	34.2	11.2	41.4	13.2
Lewisham East	boro14	7	72,493	37.6	14.2	40.7	10.9	34.3
	boro10	7	69,785	61.3	20.7	35.5	30.4	13.5
Lewisham West and Penge	boro14	7	75,823	38.5	15.8	41.0	10.4	32.8
	boro10	7	73,732	62.9	21.9	36.5	31.1	10.5
Lewisham, Deptford	boro14	7	80,603	36.7	7.0	44.8	4.7	43.5
	boro10	7	73,151	58.8	10.9	40.8	19.1	29.2
Leyton and Wanstead	boro14	8	74,077	38.2	15.9	46.2	17.4	20.5
	boro10	8	70,569	58.9	19.8	38.4	29.6	12.2
Mitcham and Morden	boro14	10	77,003	39.2	16.0	63.2	6.3	14.5
	boro10	10	72,227	63.3	23.6	53.0	15.8	7.6
Old Bexley and Sidcup	boro14	8	68,597	40.6	41.1	17.1	4.4	37.4
	boro10	8	66,055	70.0	47.7	17.0	14.8	20.5
Orpington	boro14	7	68,631	43.5	43.9	10.9	9.4	35.8
	boro10	7	69,120	71.0	52.7	8.4	27.1	11.8
Poplar and Limehouse	boro14	12	88,119	46.4	16.9	33.9	5.7	43.5
	boro10	8	82,058	60.5	27.2	36.4	15.5	20.9
Putney	boro14	6	71,457	37.2	43.6	25.4	7.7	23.3
	boro10	6	70,120	60.6	50.3	23.5	16.5	9.7
Richmond Park	boro14	11	83,705	46.2	45.0	11.2	22.1	21.6
	boro10	11	83,693	72.9	46.6	8.7	36.1	8.7
Romford	boro14	7	75,801	43.3	35.8	15.1	2.8	46.3
	boro10	7	72,475	64.8	49.3	19.9	2.6	28.2
Ruislip, Northwood and Pinner	boro14	9	76,339	40.0	48.1	15.2	5.2	31.5
	boro10	9	73,078	69.8	57.4	17.8	17.3	7.5
Streatham	boro14	8	84,798	35.1	13.9	47.4	15.8	22.9
	boro10	8	83,530	58.8	16.9	40.0	33.4	9.6
Sutton and Cheam	boro14	9	73,416	43.6	28.0	10.8	36.2	24.9
	boro10	9	69,284	71.4	39.2	8.6	46.6	5.6
Tooting	boro14	7	81,031	39.5	34.2	39.5	6.6	19.7
	boro10	7	79,869	65.6	39.8	33.2	17.6	9.4
Tottenham	boro14	9	85,479	33.6	9.1	59.0	9.0	22.9
	boro10	9	79,725	54.1	14.6	54.9	19.7	10.7
Twickenham	boro14	11	85,082	45.3	35.2	11.9	30.1	22.8
	boro10	11	84,029	72.2	38.5	9.9	41.7	9.9
Uxbridge and South Ruislip	boro14	8	76,452	35.5	41.1	20.4	5.4	33.2
	boro10	8	73,906	62.4	46.1	21.2	24.2	8.5

Constituency	Election	Number of wards	Electorate	% poll	Percentage votes cast			
					Conservative	Labour	Liberal Democrat	others
Vauxhall	boro14	8	85,921	32.8	16.3	49.6	12.4	21.7
	boro10	8	84,344	54.8	19.5	43.1	28.2	9.1
Walthamstow	boro14	8	77,261	37.5	10.1	54.2	9.7	26.0
	boro10	8	73,224	58.2	12.8	42.9	27.8	16.5
West Ham	boro14	10	99,128	37.7	19.4	59.3	3.5	17.8
	boro10	10	96,459	51.4	15.7	62.0	2.7	19.6
Westminster North	boro14	10	72,504	32.5	33.7	42.3	6.6	17.5
	boro10	10	77,117	55.1	35.7	34.1	16.9	13.3
Wimbledon	boro14	10	71,836	43.6	38.5	25.0	12.7	23.8
	boro10	10	70,681	69.4	41.5	18.5	24.9	15.1
London	boro14	636	5,878,824	38.9	26.1	37.4	10.2	26.3
	boro10	624	5,689,223	62.0	32.0	32.6	22.0	13.4

Full list of candidates in the 2014 election

Notes

Elected candidates are denoted by an asterisk against their name.

The page on which the candidate appears in the Results is shown against each name.

Aakhro, Cabdi	51	* Ahmed, Rajib	172	* Allie, James	20	Ashraf, Mosheraf	147	Baker, Claire M. Ms.	120
Aaron, Mark	146	Ahmed, Rofique U.	172	Allie, James B.	80	* Ashraf, Saima	3	Baker, Harriet E. M. Ms.	184
Abbas, Helal U.	173	Ahmed, Samira S.	20	* Allin-Khan, Rosena C. Ms.	183	Ashton, David J.	82	Baker, Jeremy J.	122
Abbas, Qazal	47	Ahmed, Shahan	140	Allison, Christine Ms.	125	* Ashton, Marilyn J. Ms.	82	Baker, Malgorzata M.	122
Abbit, Gareth W.	26	Ahmed, Shaahin	34	Allison, Eve Ms.	109	Ashwell, Colin	126	Baker, Michael J. P.	124
Abbott, Paul T.	123	Ahmed, Shakil	98	* Allison, Mark	134	Ashwood, Tom	45	Baker, Patrick M.	51
Abdey, Olive J. Ms.	39	Ahmed, Suleman N.	179	Allman, Trevor W.	57	Ashworth, Jacqueline L. Ms.	76	Baker, Roger C. L.	119
Abdullah, Abul	139	* Ahmed, Suluk	173	Allon, Kerry M.	16	Asif, Mohammed	146	Baker, Theresa M. Ms.	20
Abdullah, Mushtak	172	Ahmed, Syed	139	Allwright, Donald A.	46	Asif, Yasir	139	Bakhai, Nigel	46
* Abdullahi, Abdul	51	Ahmedali, Samer	21	Alma, Ramazan	76	Asif, Zahra S. Ms.	93	Bakharia, Cassim	158
Abdul-Motalib, Humam	94	* Ahmed-Shaikh, Natasha Ms.	47	* Almond, Richard J.	61	Asiwaju-Dada, Florence Ms.	141	* Bakhtiar, Mohammed	109
* Abdulmuhit, Hanif	140	* Ahmet, Peray	74	* Al-Samerai, Anood	80	* Aslam, Mohammad	47	* Bakir, Ali	53
Abeles, Aliza M.	9	* Aiken, Nickie Ms.	191	Alt, David A.	179	Aspis, Simone	20	Bakshi, Dipti	139
Abeles, Elias P.	9	* Ainslie, Scott	121	* Amadi, Maria Ms.	79	Asquith, Jeremy E. C.	92	Balcomb, Mark	146
* Abelln, Manuel	165	Ainsworth, Richard	53	* Amaning, Esther Ms.	16	Assadullah, Peymana Ms.	79	Balkan, Ismet	180
Above, None O. T.	177	Aitken, Alan	69	* Ambache, Jeremy N.	184	Assoul, Mounira Ms.	47	* Balkan, Millie E. Ms.	179
* Abovean, Sushila Ms.	113	Aitken, Roger L.	9	Ambrose, Gerard	126	* Astaire, Daniel P.	190	Ball, Dennis J.	16
Abrahams, Michael	141	Aitken-Davies, Richard	134	Ambrose, Mickey	171	* Aston, Craig	172	Ball, John	98
Abraham, Arfan	177	Ajakaiye, Ade	8	Amer, Adrian	114	Aston, David J. L.	38	* Ball, Jon T. A.	45
Abse, Toby	124	Akan, David R.	69	* Amin, Kaushika	74	Astor, Sarah Ms.	34	Ball, Jonathan R.	124
Acclari, Louisa Ms.	189	Akbiyik, Altan R.	9	Amin, Vaumini Ms.	80	Ata, Ayar	152	Ball, Pat Ms.	16
Acheampong, Richard	73	Akhavan, Mehdi	8	Aminu, Adedamola	122	Atako, Juliet Ms.	58	Ball, Robert	38
Achillea, George	51	* Akhoo, Dawood E.	62	Amoah, Juliet Ms.	3	Athwal, Gurbachan S.	97	Ball, Sophie A. Ms.	74
Acton, Charles	126	Aktar, Sabina Ms.	173	* Amos, David	121	* Athwal, Jas	146	* Ball, Tuyet P.	27
* Acton, Geoff	152	Akintoye, Michelle O. Ms.	113	Ampomah, Amaniampong A.	3	* Atkins, Liz Ms.	122	Bamber, Michael D.	178
* Acton, Heather Ms.	189	* Akiwowo, Seyi	140	* Amrani, Abdeslam	124	* Atkins, Mary Ms.	122	Bamford, David S. J.	114
Acty, Ryan M. J.	58	* Akoto, Evelyn Ms.	159	Amutharasan, Marshel	81	Atkinson, Isabel G. Ms.	109	* Bamford, Patricia Ms.	113
* Adam, Michael F.	69	Akram, Ajaz	146	Anand, Inderjit	48	Atkinson, Kath Ms.	98	Banaji, Penelope J. Ms.	152
Adam, Robert	75	Akram, Khalid	22	* Anand, Jasbir K.	22	* Atkinson, Robert	109	* Bance, Katherine M. Ms.	28
* Adamu, Gina Ms.	74	Akram, Yusuf	20	Anand, Paramjit S.	47	Atlay, Anne-Marie Ms.	29	Bandler, Naomi Ms.	123
Adams, Christopher	38	Aktaruzzaman, Mohammed	171	Ancell, Carina L. Ms.	85	Atroshi, Laween	91	Bangham, Michael J.	152
Adams, Clifford B.	57	Akthar, Shuily	172	Anderson, Alan C.	46	Attard, Chris	16	Banks, Ann F. Ms.	94
Adams, Emma J. Ms.	86	Akwaeze, Nneka	8	* Anderson, Daniel H.	53	* Attawar, Laxmi Ms.	133	Banks, Ronnie	16
* Adams, Ian	190	* Akwasi-Ayisi, Eugene	76	Anderson, Don	76	* Atterton, Candice A. Ms.	98	Banks, Tony	115
Adams, Jeremy R.	26	* Akyigiyina, Agatha M. Ms.	133	Anderson, Elizabeth M. Ms.	16	Attfield, Caroline L. Ms.	124	Bansal, Sati	98
* Adams, Kam	63	Alabi, Bidemi	8	Anderson, Ida Ms.	47	Attwell, Elkin G.	122	Barbe, Steve	159
Adams, Kelly	99	Alac, Loretta E.	46	* Anderson, Jeff	81	Audsley, Adrian J.	122	Barber, Alan	153
* Adams, Melinda Ms.	127	Alagaratnam, Rathy	133	Anderson, John	113	* Audsley, James M.	38	Barber, Craig J. F.	102
Adams, Norman R.	58	* Alam, Mahbub M.	172	Anderson, John	161	Auld, Ash	10	Barber, James	158
Adams, Raymond	58	Alam, Nurul	11	Anderson, Justin J.	47	* Auld, Douglas M.	28	Barber, Lewis	33
Adams, Reginald W.	27	* Alam, Shah	172	* Anderson, Kathleen F. Ms.	183	Aussenberg, Bella Ms.	62	Barber, Stephen D.	9
Adams, Steve	33	Alam, Syed	21	Anderson, Keir	80	Aussenberg, Bernard	64	Barchuk, Vlod	45
Adams, Susan Ms.	38	* Alambritis, Stephen	134	* Anderson, Keith A.	97	Aussenberg, Glenda Ms.	62	Bardsley, Marie E. Ms.	28
Adamson, Kevin	42	Al-Ameen, Mohammed Y. O.	185	* Anderson, Maisie Ms.	159	Aussenberg, Mark J.	64	Bargery, Paul A.	17
Adan, Bee Ms.	76	* Alarice, Aileen Ms.	141	Anderson, Paul M.	38	Aussenberg, Rochelle Ms.	62	Baring, Sue Ms.	190
Addenbrooke, Sarah Ms.	108	* Alasia, Sanchia Ms.	3	Anderson, Robert	45	* Austen, Donald J.	58	Barker, Christopher J.	74
Ade-Blaze, Tony A.	140	Alavi, Abdul W.	180	* Anderson, Stan	134	Austin, Anthony P.	59	Barker, Claire L. Ms.	121
* Adefranya, Obajimi	124	* Alawiye, Abdul	22	* Anderson, Sue Ms.	79	Austin, Caroline M. G. Ms.	185	Barker, Eileen V. Ms.	22
Adegboyega, Adeniyi	133	Albarki, Jawharah Q.	46	Anderson, Sylvia Ms.	62	* Austin, Geoff	113	Barker, Elizabeth Ms.	134
* Adejare, Soraya	62	Alberti, Wojciech	17	Anderson, Ted	91	Austin, Lois Ms.	140	Barker, Rachel Ms.	10
* Aden, Abdi	22	Albrecht, Helene G. Ms.	68	Andrews, Caroline J. Ms.	99	Austin, Paul F.	91	Barks, David J.	80
Adelou-David, Kofo	62	Albright, Zara S. Ms.	93	Andrews, Kay-Lorraine Ms.	179	Auvache, Nicholas R.	75	Barley, Emily J. Ms.	160
Ades, Rose Ms.	158	Alcocker, Enrique J.	108	Andrews, Philip	99	Avcil, Ibrahim	74	Barlow, David G.	26
Adetola, Abiodun O.	17	Alden-Falconer, Ben	64	* Andrews, Raphael	102	Avebury, Lindsay J. Ms.	123	* Barlow, Hannah R. R. Ms.	68
Adewale, Terry	157	Aldridge, Steph Ms.	152	Angas, Elizabeth M. Ms.	59	Averley, Della Ms.	57	Barlow, Ross S.	79
Adeyeye, Michael A.	20	Alel, Abdi	47	Anstee, Mark	75	* Avis, Jane Ms.	41	Barlow, Victoria E. Ms.	166
* Adilypour, Danny	122	Alexander, Isabelle Ms.	87	Anthony, Dominic	139	Avis, Timothy P.	91	Barnard, Joe	147
* Adje, Charles O.	76	* Alexander, Jeannette L. Ms.	3	Anthony, Oluwayemisi	141	Avonitis, George	21	Barnbrook, Michael J.	15
Adjepong, Nana O.	34	* Alexander, Jose	140	Anthony, Peter E. J.	184	* Avon, Paul M.	152	Barnes, Anne E. Ms.	98
Adlard, St J.	108	* Alexander, June M. Ms.	85	Anthony, Simon R.	47	Awopta, Boniface	120	Barnes, Brian G.	184
Adotevi, Sabine Ms.	69	Alexander, Karen J. Ms.	74	Antonides, Nik	124	* Ayles, John	115	Barnes, Clive G.	98
Adshead, Mary Ms.	103	Alexander, Rupert A.	177	Antwi, Mary Ms.	142	Aylward, Alan D.	165	Barnes, Dawn Ms.	74
Adwani, Rajan	73	Alfakier, Maha	115	Anwar, Mohammad	20	Ayres, Diana Ms.	21	Barnes, Gillian Ms.	69
Afiari, Julie Ms.	141	* Alford, Adronie E. Ms.	69	* Anwar, Raja	178	Ayres, Finna J. Ms.	186	Barnes, Peter R.	29
Afzal-Toor, Mohammed	79	Alghoul, Mohammed	23	* Anyanwu, Donatus	120	Ayres, Margaret Ms.	28	Barnes, Richard M.	92
* Agdomar, Michelle Ms.	120	Ali, Ahmad	122	* Aouane, Fenella	108	Ayres, Steven J.	167	* Barnes, Teji Ms.	91
* Agha, Amer	23	* Ali, Amina Ms.	171	Ap Seysyllt, Petroc	127	Ayub, Eram	190	Barnes, Timothy	32
Agius, Anthony	98	* Ali, Chazanfar	79	* Apak, Meric	33	Azam, S. M. S.	171	Barnett, Kate Ms.	63
Agnew, Rachael Ms.	33	* Ali, Hamida	42	Appleby, Benjamin P. H.	126	Azharuddin, Mohammed	179	Barnett, Nicholas S.	38
Agrawal, Alok	52	Ali, Hifzur	146	Appleby, Steve	166	Azim, Jahanara	138	* Barnett, Peter J.	180
Agunbiade, Michael A.	86	* Ali, Jasmine Ms.	161	* Arbour, Tony	152	* Aziz, Abdul G.	3	* Barnham, Chris	124
Ahad, Abdul	190	Ali, Kobir	172	Archer, Ross K.	125	Azu, Godson	97	Barr, Alistair G.	190
* Ahammad, Syed	4	* Ali, Liqaat	178	* Argar, Edward J. C.	191	* Babatola, Olu	59	Barr, Charles J.	26
* Ahern, Tim	108	Ali, Mobarock	4	Arifa, Ezendu	73	Babis, Daniel W.	75	Barr, Patrick J.	48
* Aherne, Colin	70	Ali, Modoris	3	Ariyo, Tola	75	* Baile, Cheryl Ms.	16	Barr, Sarah Ms.	121
Ahmad, Asrar	82	Ali, Mohammed S.	172	Armer, David	135	Bacon, Christine Ms.	64	Barr, Stuart D.	123
Ahmad, Dushka Ms.	80	* Ali, Nadeem	180	Armour, Sophie Ms.	158	* Bacon, Gareth A.	16	Barraball, Charles	135
Ahmad, Marina M. Ms.	27	* Ali, Nash	33	Armstrong, Elizabeth Ms.	191	* Badenoch, Hamish	135	Barrable, John C.	93
* Ahmad, Masood	179	Ali, Omar	34	Armstrong, Judith E. Ms.	29	Badger, Phillip	124	Barrand, Susan M. Ms.	91
Ahmad, Mojean	45	* Ali, Pat Ms.	165	Armstrong, Kirsty S. Ms.	42	Badruddin, Pervez	87	Barrat, Rachel S. Ms.	179
Ahmad, Nawaz	165	* Ali, Shahed	174	Armstrong, Michael E.	142	* Bagha, Tej R.	45	Barratt, Christine A. Ms.	20
Ahmad, Noshaba	79	Ali, Shahrar	23	Armstrong, Robert	29	Bagley, Janet C. Ms.	9	* Barrett, Clarence C.	85
Ahmad, Saad J.	99	Ali, Shamshia Ms.	145	Arnold, Lesley-Anne Ms.	108	Bagnall, Paola K.	40	Barrett, Craig	121
* Ahmad, Shakil	146	Ali, Syed M.	98	Arnold, Simon	92	Bagshaw, Elaine Ms.	171	Barron-Woolford, Ray	126
Ahmed, Anna M. L. Ms.	185	Ali, Wahid	139	* Arora, Roy	114	Baig, Hammad	32	Barron-Woolford, Wayne	125
Ahmed, Ashfaq	140	Ali, Zahanara	4	Aram, Joyce M. Ms.	9	Baig, Shaheryaar	4	Barros, Carlos	94
Ahmed, Azi Ms.	68	Alimoradian, Bahram	190	Arrowsmith, Douglas R.	40	* Baikie, Andrew	141	Barry, Deirdre T. Ms.	167
Ahmed, Farhan	79	Alkaff, Tina Ms.	108	Arrowsmith, Kim	85	Bailey, Elaine Ms.	122	* Barry, Dinah	54
Ahmed, Faruque M.	174	Allain, Ryan A.	48	Arslan, Atilla	51	Bailey, Giles	133	Barry, Gerard P.	92
Ahmed, Hussain	189	Allam, David R.	93	* Arthur, Graham L.	28	Bailey, John D.	26	Barry, Pauline Ms.	133
Ahmed, Jahangir	146	Allan, George E.	104	* Arthur, Jason J.	73	Bailey, Jonathan W.	42	Barrshall, Andrew M.	110
Ahmed, Jamal K.	79	Allan, Kirsty Ms.	76	Arthur, Nathaniel	27	* Bailey, Linda J. Ms.	16	Bartle, Scott	21
Ahmed, Juhel	4	Allen, Caroline Ms.	104	Aruliah, Thuranie	75	Bailey, Nicholas J.	41	Bartlett, Doreen Ms.	33
Ahmed, Kabir	171	Allen, Catherine S. L. Ms.	124	* Arzymanow, Barbara J. Ms.	190	Bailey, Oliver A.	183	* Bartlett, Melanie Ms.	4
Ahmed, Kabir	173	Allen, David A.	76	* Asad, Abdul	174	Bailey, Simon	69	Bartley, Jonathan	121
Ahmed, Khaless U.	171	Allen, Eric J.	166	Asante-Twumasi, Elizabeth N. Ms.	79	Bailey, Thomas	63	* Bartolucci, David	166
Ahmed, Mahboob R.	140	Allen, Geoffrey	28	Asghar, Mohammad	79	Bailey, William J.	40	Barton, James	11
Ahmed, Mashuk	172	Allen, Graham	21	* Asghar, Naheed	177	* Asghar, Mohamman	32	Barton, Paul	33
* Ahmed, Mohammad	146	Allen, Jeremy R.	33	Ash, David	135	* Bain, Sheila Ms.	147	* Barwick, Barbara E. Ms.	59
Ahmed, Mohammed F.	23	Allen, Kathy Ms.	166	Ash, David L. J.	165	Bainbridge, Lisa Ms.	129	* Barwood, Felicity Ms.	97
* Ahmed, Munir	47	Allen, Keima Ms.	16	Ash, Sandra Ms.	135	Baines, Malcolm I.	111	Basaran, Shule A.	17
* Ahmed, Mushtaq	146	* Allen, Lynne Ms.	93	Asher, Jay	145	Baines, Vivienne J. Ms.	121	Basevi, Luke	62
Ahmed, Nadhim	21	Allen, Martin	127	Ashley, April	133	* Bains, Jitinder S.	39	Basey, Phil	94
Ahmed, Nazir	122	* Allen, Piers R.	153	* Ashmole, Roy F.	15	Baird, Nicola Ms.	102	* Bashford, Sara J. Ms.	40
* Ahmed, Ohid	172	Allen, Roderick	73	Ashraf, Asif	134	Bajwa, Shoab	114	Baskin, John J.	8
* Ahmed, Parvez	20	* Allen, Vanessa A. Ms.	27			Baker, Carolyn Ms.	73	Baker, John J.	11

* Bass, Rowena Ms.	114	Berg, Christopher P.	179	Bliss, Nigel G.	48	Braund, Harry	68	Buck, Shawn V.	166
Bassford, Dan	69	Berg, Kathy Ms.	178	Blumberg, Saul	73	Braverman, Rachel J. Ms.	122	Buckingham, John	92
Bastin, Colin	48	* Berg, Roy J.	177	Bluston, Howard	79	* Bray, Linda Ms.	119	Buckland, Derek J.	189
* Basu, Dhiren	75	Bergman, Nick	91	Boait, Fran Ms.	102	Bray, Richard L.	52	Buckland, Rosalyn L. D. Ms.	190
Basu, Suneil	46	Berman, Jack	79	Boardman, Jack	32	* Brayshaw, Peter	34	* Bucknell, Jonny	32
Bates, Danny	65	Bernard, Jennifer Ms.	135	* Boateng, Edward	16	* Brayshaw, Stephen	141	Buckwell, Chris	141
Bates, Jacqueline L. Ms.	17	* Bernards, Peter K.	125	Boateng, Margaret Ms.	139	* Bremner, Simon J.	3	* Buckwell, Peter E.	153
Batey, Stephen J.	153	Berridge, Michael J.	26	Boater, Ann Ms.	26	Brennan, Kathryn T. A. Ms.	166	Budden, Peter D.	79
* Bath, Camilla M. A. Ms.	82	* Berrill-Cox, Adrian L.	108	Boethe, Nahid Ms.	79	Bretton, John	134	Budge, Peter	74
* Bath, Lily Ms.	98	* Berry, Dawn M. M.	26	Boff, Andrew	4	Breslin, Anthony	152	Buhayer, Constantine	33
* Bath, Rajinder S.	98	* Berry, Sian Ms.	33	Bogert, Ross	45	* Brett, Will	65	Buick, Adam	61
Battershall, Ralph L.	86	* Berryman, Patrick	73	Bokaei, Golnar	8	* Brett, Yasemin Ms.	51	* Buitekant, Barry	123
Bauer, Sandra E. Ms.	57	Bertero, Federico	135	Bokhari, Harris A.	42	Brugel, Marcus F. V.	120	Bukenya, Michael J.	161
Baulch, Clive W.	126	Bertram, Pam Ms.	177	Bokth, Rahel M.	33	* Brew, Christopher S.	40	Bukola, Michael A.	160
Bavage, Kat Ms.	63	Bertulis-Fernandes, Jonathan J.	22	* Bola, Varinder	146	Brewer, Beverley Ms.	145	* Bull, Clare Ms.	73
Baxter, Christopher J.	80	Bessong, Daniel A.	23	* Bonavia, Kevin	124	Brewington, Susan R. Ms.	85	* Bull, Gideon A.	76
Baxter, John P.	81	* Best, Chris Ms.	127	* Bond, Chris	53	Briant, Donna Ms.	17	* Bull, Michael	133
* Baxter, June R. Ms.	79	* Best, Emma Ms.	145	* Bond, Ian	147	* Brice-Thompson, Wendy Ms.	87	Bullen, David L.	8
Bayne, Craig	64	* Best, Judy Ms.	122	* Bond, James A.	80	Bridges, Kelly-Marie Ms.	93	Bullimore, Ernest J.	38
Bays, Tony	127	* Best, Raymond A.	86	Bond, John	94	* Bridges, Wayne P.	92	Bullman, Ron	124
* Beacham, David M.	73	Beswick, Jack	115	* Bond, Meena Ms.	152	Brierly, Margaret Ms.	133	Bullock, Doreen Ms.	63
Beadle, Andy	126	Betteridge, Alexander J.	121	Bond, Oliver R.	119	Brierly, William	133	Bunce-Linsell, Jacqueline A. Ms.	22
Beadsworth, Vanessa Ms.	48	* Betts, Nigel	16	Bonham-Carter, Virginia L. Ms.	22	Briggs, Mike	115	Bunprakob, Areekul	85
* Beales, Danny	32	* Bevan, John E.	74	* Bonner, Carole M. Ms.	39	Briggs, Richard	108	* Bunt, Laura Ms.	62
Beall, David T.	42	Bewley, Thomas	190	Boo, Enrique M.	8	* Briggs, Tim	119	Bunting, Edward	8
* Bean, Angie Ms.	180	Beyad, Fatemeh	64	Booker, Maureen D. Ms.	185	* Bright, Afolasade O. Ms.	3	Bunting, Rebecca Ms.	8
Bearchell, Andrew J.	41	Beynon, Rosemarie L.	80	Booth, David J.	166	Brightbar, Sam	119	Bunting, Sara H. Ms.	11
Beard, Philip	134	Beyzade, Beyzade M.	52	* Boothroyd, David	191	Brightman, Nicola Ms.	93	Burbage, Marilynne B. Ms.	165
Bearyman, Caitriona Ms.	53	Beyzade, Mutlu K. M.	51	* Borella, Stef	51	* Brighty, Geoff	57	* Burbridge, Susie Ms.	190
Beaton, Tom	98	Bhadresa, Arvind	146	* Borio, Michael	81	Brindley, Florence B. Ms.	87	Burch, Duncan	134
* Beatie, Douglas	34	Bhalla, Riddhi	103	* Borland, Jackie Ms.	68	Brindley, Neil W.	87	Burden, Janet Ms.	68
Beaumont, David J.	58	* Bhamra, Gurdial	145	* Borris, Mischa Ms.	62	Brinkhurst, Graham K.	57	Burden, Jon	34
Beavan, Jake M.	184	Bhana, Natoo Ms.	79	* Borwick, Victoria L. P. Ms.	108	* Brinkhurst, Mandy Ms.	57	Burden, Jon	68
Beazley, Chris	17	Bharadia, Manish	80	Bosman, Reinier J. C.	63	Brinson, David	64	Burdett, Esther Ms.	74
Bebington, Andrew P.	41	Bhardwaj, Jessica Ms.	22	Boss, Sreedharan	141	Briony, Gerard P.	57	Burford, J-F	152
Bebington, Margaret E. Ms.	41	Bhathal, Chamkaur S.	46	* Bosshard, Eric	26	* Brisbane, Bill	114	* Burgess, Janet Ms.	103
Becher, Daniela Ms.	69	Bhatia, Param S.	46	Boston, Dave	51	* Brister, Stephen	114	Burgess, Mo Ms.	59
Beck, Pauline Ms.	126	Bhattacharjee, Sanjib	145	Boston, Janet Ms.	74	Britton, Andria Ms.	125	Burgess, Paul	173
Beckett, Nicola J. Ms.	29	Bhattacharya, Anindya	42	* Bott, Iain J.	190	* Britton, David S.	125	* Burgess, Rhoda E. Ms.	157
Beckett, Stephen J.	172	Bhatti, Arfan	38	Botterill, Colin J.	97	Broad, David	68	Burghart, Alex	98
* Beckles, James	141	Bhatti, Rasheed	97	Botterill, Dean R. L.	97	* Broadbent, Richard F.	166	* Burke, Jon	65
Beckley, Daniel	158	Bhinder, Darshan S.	48	* Botterill, Nick	69	Brock, Robert	178	* Burke, Kevin M.	167
* Beckwith, Aileen M. Ms.	17	Bhogal, Amandeep S.	15	* Botting, Kim D. Ms.	28	Brockbank, Louie	21	Burke, Michael	121
* Beckwith, Brian G.	15	Bhogal, Pardeep K. Ms.	15	Bottomley, Simon P.	178	Brocklebank-Fowler, Victoria S. A. Ms.	68	Burland, Patrick	74
* Beddoe, Richard M.	189	Bhudia, Vijya P.	22	Bottrall, Anthony F.	121	Brockman, Ralph W. D.	183	Burles, Tony	93
* Bedford, Paul A.	113	Bhuiyan, Md G. K.	28	Bottrill, Bill	135	Brockman, Ralph W. D.	183	Burley, Thomas A.	127
Bedi, Rachhpaul	97	* Bianco, Jonathan P. S.	93	Boucher, David I.	32	Brolly, Owen G. M.	127	Burn, Matthew	62
* Bednell, Christine A. Ms.	82	Bibi-Sarwar, Jamila	46	* Boufas, Rachid	189	* Bromiley, David	146	Burnell, Colin R.	17
Bedwell, Albert E.	4	Bick, Christopher	69	* Boughey, Kathleen A. Ms.	26	Bromley, Ron	177	Burnham, Paul	74
* Bee, Kathy Ms.	41	Bickerstaff, Christine Ms.	133	Boughton, Rosemary A. Ms.	73	Brooks, Ben	125	Burningham, Susan M. Ms.	153
Beeks, Linda Ms.	123	Bielby, James	73	Boulter, Tilly Ms.	189	Brooks, Cameron D. M.	46	Burns, David H.	11
Beere, David	10	Bielecka, Agnieszka Ms.	75	* Boulton, Jane Ms.	153	Brooks, Dorothy A. Ms.	45	Burridge, Ashley	38
Beesley, David J.	85	Biggins, Callum J.	21	Bourgoin-Heskia, Tiffany Ms.	108	Brooks, Duwayne	125	Burridge, David	70
Beeson, Alec W. J.	166	* Bigham, Alex	121	Bourke, Joseph G.	97	Brooks, John	16	* Burrows, Keith E.	93
Beeton, Sandra J. Ms.	8	Bignell, Michael J.	27	Bourke, Sean Y.	27	* Brooks, Kevin C.	28	Burstein, Diane Ms.	11
* Beg, Aktar	179	Bignell, Patricia M. Ms.	27	Bourke, Sheena Y. Ms.	99	* Brooks, Peter J.	58	* Burstow, Mary Ms.	165
* Begho, Derry Ms.	17	Billinness, Mark	98	Bourn, Richard D.	34	Broomhead, Alan	158	Burton, Amanda J. Ms.	69
* Begum, Asma	171	Billinness, Sally A. Ms.	98	* Bourne, Andre M.	125	Brothers, Emily A. M. Ms.	166	Burton, Elliott	177
Begum, Monowara	173	Biloum, Adlen	22	* Bourne, Freda A. Ms.	142	Broughton, Joe	151	Burton, Maria L. Ms.	28
Begum, Reba	4	Bin Aziz, Tariq	146	* Bourne, Samantha J. Ms.	166	Brown, Alexander	63	Burton, Peter	135
* Begum, Rita Ms.	190	Bindman, Diane Ms.	40	Bowatte, Visuddha	68	* Brown, Andrew R.	70	Bury, Dennis R.	75
Begum, Rumi	65	Binion, Robert	86	* Bowcott, John	135	Brown, Barry	109	Bury, Fran Ms.	32
Begum, Sufia	4	Binion, Sandra Ms.	86	Bowerman, Roger	109	* Brown, Bill	125	Busbridge, Wayne	133
Beishon, Judith Ms.	63	* Birah, Mohinder S.	94	Bowler, Tom	102	Brown, Cameron L.	62	Busby, Dave	135
Beishon, Suzanne L. Ms.	179	Birch, Katrina A. Ms.	86	Bowness, Marianne Ms.	40	Brown, Craig	76	* Bush, Adam	135
Belazka, Nas	21	Bird, Brendan J.	69	Boxall, Ryan	113	Brown, Daniel E.	20	Bush, Omar	133
Belgrove, Carl R.	120	* Bird, Linda Ms.	57	Boydoun-Jones, Caitlin Ms.	91	* Brown, Daryl	69	* Bush, Ruth Ms.	189
Belgrove, Julia Ms.	120	* Bird, Margaret Ms.	38	Boyle, David C.	41	Brown, Hugh P.	185	Bushell, Emma Ms.	125
Bell, Aidan R.	92	Birksted-Breen, Noah J.	64	Boyle, Henry A.	179	Brown, Ishbel	121	Bussey, Carl	16
* Bell, Brian	62	* Birley, Anna Ms.	122	Boyle, John	21	Brown, Joan F. Ms.	99	Bustin, Nicholas	134
* Bell, Julian G.	46	* Bishop, Brian J.	15	Boyle, Marcus	127	Brown, Karen M. C. Ms.	20	* Busuttill, Gary	48
Bell, Nicholas E.	109	* Bishop, Christine F. Ms.	16	* Boyle, Mark A. V.	151	Brown, Malcolm	166	Butcher, Matthew	63
* Bell, Paul	127	Bishop, David A.	93	Boyle, Pauline M. Ms.	160	Brown, Malvin P.	87	* Buter, Margaret Ms.	152
Bell, Paul A.	178	Bishop, Derek	75	Braby, Patricia J. Ms.	98	Brown, Megan M. K. Ms.	159	* Butler, Alan D.	152
* Bell, Tony	178	Bishop, Joel A. M.	108	Brace, Malcolm T. J.	87	Brown, Pat Ms.	177	* Butler, Alison J. Ms.	38
* Bellamy, Karen Ms.	178	Bishopp, Michael T. A.	39	Bracegirdle, David	178	Brown, Patricia M. Ms.	87	Butler, Chris	34
Bellamy, Vic	113	Bissick, Marjorie M. Ms.	42	Brack, Duncan	122	Brown, Robert J.	41	Butler, Giaran J.	183
Bellis, James H.	121	* Blaber, Sarah Ms.	147	Brackley, Frances P. Ms.	127	Brown, Ron	15	Butler, Lucilla I. Ms.	108
* Bellwood, Stuart	147	Black, Dominic	146	Bradbury, David S.	161	Brown, Ruth Ms.	9	Burty, Paul S.	57
* Belton, Anthony J.	184	Black, Stephen R.	39	Bradbury, Pamela Ms.	10	Brown, Sheila I. Ms.	142	Butler, Sam	62
Bendon, Clive	108	Blackburn, Mark D. H.	189	Bradley, Erin Ms.	15	* Brown, Simon	80	Butlin, Michael	153
* Benham, Robert M. J.	85	Blackburn, Sheila M. Ms.	26	Bradley, Isobel Ms.	189	Brown, Stuart C. T.	97	* Butt, Laila Ms.	3
* Benington, Julian W.	26	* Blacker, Josh	48	Bradley, John W.	97	Brown, Valerie L. Ms.	22	* Butt, Moira J. Ms.	165
Benjamin, Mark J.	46	Blacker, Liberty A. Ms.	45	Bradley, Margaret A. Ms.	76	Browne, Nicola Ms.	189	* Butt, Muhammed A.	22
Benmax, Peter	191	Blackman, Nicola Ms.	82	* Bradley, Matthew	22	Browning, John	16	Butt, Richard J.	167
* Benn, Emily S. W. Ms.	42	Blackman, Paul	157	Bradley, Roger E.	76	Browning, Neil R.	153	Butt, Saima Ms.	146
Ben-Nathan, Shao-Ying	48	* Blackwell, Theo	33	Bradley, Susan P. Ms.	184	Browning, Robert	47	Butt, Zahid	146
Bennett, Andrew	39	Blair, Will	33	Braham, Laurie	177	* Brownsworth, Graham S.	94	Buttar, Harry	15
Bennett, Bill	114	* Blake, Barbara J. Ms.	75	* Braham, Paul R.	178	* Bruce, Tom	98	* Buttar, Manjit S.	98
Bennett, Gerard J.	159	Blake, Jennifer Ms.	157	Braid-Pittordou, Megan E. A. Ms.	40	Bruck, David	147	Butters, Jane Ms.	451
Bennett, Joan M. Ms.	98	Blake, Junior	32	Brain, Niki Ms.	33	Brummitt, India K. Ms.	183	Buttigieg, Barry P.	152
Bennett, Mark	126	* Blake, Mark A.	74	* Brain, Stephen A.	58	Brundle, Madeleine T. Ms.	40	* Buttiger, Janice A. Ms.	39
Bennett, Mark	185	* Blake, Rachel Ms.	171	Braithwaite, Diana E. Ms.	119	Brundle, Richard F.	40	* Buttiger, Lydia H. Ms.	26
* Bennett, Matthew	120	* Blakeman, Judith M. Ms.	109	Braithwaite, Paul N.	32	Bryan, Derek A.	26	Buttivant, Paul J.	94
Bennett, Nathan	189	* Blakemore, Lisa C. Ms.	152	* Bramble, Anntoinette	64	Bryan, Martin	172	Buxton, Brenda J. Ms.	189
Bennett, Nicholas J.	29	Blakeney, Mike	135	Bramley, Barbara E. Ms.	87	Bryant, David	122	* Byers, Tobin	133
Bennett, Rebecca L. Ms.	85	Blanchard, Anne Ms.	134	Bramley, Graham J.	85	Bryant, Elwyn J.	15	Byrne, Danny	47
* Bennett, Ruth E. M. Ms.	26	Blango, Columba M.	160	Branch, Gabrielle V. Ms.	82	Bryant, John W.	34	* Byrne, Theresa M. Ms.	178
* Bennett, Susan E. Ms.	41	Blango, Frances C. Ms.	159	Branch, John S. W.	82	Bryant, Mark	17	Byron, Naomi R. Ms.	172
* Bennett-Goodman, Tim	178	Blay, Jeffrey G.	177	Brand, Christopher	58	Bryant, Matthew	119	* Cadbury, Ruth Ms.	97
Bennie, David	75	Bleach, Martin J.	97	Brand, Philip W.	185	Bryant, Robert M.	27	* Caddy, Kim Ms.	185
Benoit, Hesketh	76	Bleas, Gale A. L. Ms.	165	Brand, Roger P.	58	Bryceland, Mark	57	Cadogan, Amanda C. Ms.	48
Benoy, Gopinathan	141	Bleas, Stephen	165	Brar, Jagjit K. Ms.	98	Buchanan-Barrow, Eithne Ms.	69	Cafferky, Neil	172
Benzer, Meike M.	40	Bleasdale, Rose-Anna Ms.	47	Brassington, David A.	126	Buchanan-Barrow, Paul	69	Cain, Ruth C. Ms.	125
* Berberi, Kastriot	177	Blenkinsop, Joseph A.	190	* Brathwaite, Jennifer Ms.	120	Buck, Jason Z.	91	Cain, Ben	147
Beresford, Tracey E. Ms.	157	Bliss, Lindsay Ms.	94	* Braun, Maureen Ms.	10	Buck, Samuel R.	93	Cakirgoz, Erol K.	177

Index of candidates

Caldecott, Edmund	161	Challouma, Chris	135	Christie, Simon J.	57	Coleman, Connor A.	103	Cornford, Frances E. Ms.	167
Calder, James	119	Chalmers, John A.	11	Christie, Stewart C.	59	Coleman, Derek A.	167	* Cornforth, Angela J. Ms.	59
Callaghan, Martin J.	47	Chamberlain, Jamie	64	Christie, Dawn Ms.	153	Coleman, Flora N. J. P. Ms.	102	Cornish, Janet Ms.	147
* Callaghan, Pat	32	* Chamberlain, Lee	51	Christmas, David J.	102	Coleman, Jennifer A. Ms.	28	Cornwell, Charles P.	166
Callaghan, Patrick	46	Chamberlain, Lynne C. Ms.	58	Christodoulou, Daisy R. Ms.	121	* Coleridge, Timothy R.	108	Cornwell, Nigel B.	166
Callen, Charles S.	159	Chamberlain, Veronica M. Ms.	81	* Christophides, Joanna Ms.	73	Coles, Geoffrey J.	87	Correia-Sefzick, Fernanda D. J.	121
Calton, Libby Ms.	120	Chambers, Toby J.	22	Chukwurah, Barbara Ms.	139	Coles, Jonathan W. A.	86	Corry, Marilyn F. Ms.	113
* Caluori, Joe	103	* Chamdal, Roy	91	* Chumrnery, Elaine N. Ms.	68	Coles, Pamela A. Ms.	87	Corstorphine, Andrew	58
Calvo, Virginia L. Ms.	63	Champan, Robert A.	63	* Chung, David	134	Coley, Ryan	113	Cort, Dominic O.	62
Cam, Beatrice E. Ms.	20	Chan, Gerald	159	Chung, Irina Ms.	135	Collard, Michael J.	39	* Corthorne, Philip N.	94
Cam, Costel	20	Chan, Jenni Ms.	103	Chung, Linda Ms.	33	* Colley, Fiona Ms.	159	Costello, Betty Ms.	51
Camadoo, Brindanand D.	21	Chan, Sim	147	Church, Claire Ms.	121	* Collier, Bernard J. F.	23	Costello, Colm	46
* Camadoo, Joanna D. Ms.	46	Chan, Stephanie W.	171	* Church, Paul J.	191	* Collier, Bryan	139	Costide, Iolanda Ms.	102
Cameron, Barry N.	22	* Chana, Kamajit S.	81	* Churchill, Jennifer Ms.	153	* Collins, Alan J. C.	28	Cotter, Michael	65
* Cameron, Marcia Ms.	122	Chance, Rachel	63	Chute, Richard D.	109	Collins, Angela Ms.	39	Cotterill, David	134
Cameron, Robert	108	Chance, Rachel M. Ms.	29	Chuter, Jonathan	122	Collins, Charlotte S. Ms.	33	* Cottingham, Linsey Ms.	114
* Cameron, Sophie Ms.	62	Chance, Tom	161	Chuter, Michael D.	57	Collins, Graham	172	Cottis, Eileen E. Ms.	186
Camilleri, Ruth Ms.	87	Chance, Tom H. J.	27	Cinplot, Oktay	63	Collins, Laura A. Ms.	157	Cottis, Stuart	102
Camilleri, Warren S.	87	Chand, Avtar	48	Clair, Rowan S.	32	Collins, Liam	135	Cottle, Coral	113
Campbell, Anne M. Ms.	109	* Chand, Peter	4	* Clancy, Luke S.	39	Collins, Melanie J. Ms.	87	* Cotton, Richard	32
* Campbell, Barbara	109	Chandrababu, Vidyadharan	40	Clapham, Edward J.	184	* Collins, Melvin B.	97	Cottrell, Tony	113
* Campbell, Elizabeth J. Ms.	109	* Channer, Josephine Ms.	4	Clapham, Shane A. D.	178	Collins, Michael	103	Couchman, Paul D.	114
Campbell, John	92	Chaplin, Marcus A. R.	79	* Clare, Matt	57	Collins, Neville J.	75	* Coughlin, John	124
* Campion, David G.	109	Chaplin, Paul	158	Clark, Richard	147	* Collins, Stuart	38	Counihan-Sanchez, Izzie Ms.	21
Campion-Awwad, Oliver B.	109	* Chapman, Alan J.	92	Clark, Andrew	92	Collins, Tara L. Ms.	189	Couper, Barbara A. Ms.	57
* Camsey, Sybil Ms.	15	Chapman, Ann Ms.	48	Clark, Bruce J.	79	Collins, Tim	120	Couper, David A.	59
* Canal, Paul	145	* Chapman, Christopher J.	171	Clark, Christopher R.	39	* Collinson, Deborah A. Ms.	109	* Courb, James	102
Cannicott, Sam	34	* Chapman, Joshua M.	87	Clark, Fred	53	Collis, Linda M. Ms.	113	* Court, Margaret P. Ms.	167
* Canning, Robert W.	42	Chapman, Mark	123	Clark, Julian L. V.	87	Collis, Nicholas	114	Courtenay, Geoff	91
Canto, Mark D.	157	Chapman, Nicholas A.	47	* Clark, Ken	141	Collis, Tina Ms.	114	Courtneidge, John L.	27
Cantwell, Jenny Ms.	179	Chapman, Paul M.	57	Clark, Kevin	63	Colson, Jack A.	63	* Cousins, James A.	185
Cantwell, Robert L.	178	* Chappell, Susan M. Ms.	153	* Clark, Malcolm	122	* Colwill, Reg	21	Cousins, Martin A.	40
Canty, Jonathan	178	* Charalambous, Bambos	52	Clark, Martin J.	92	Coman, Diana Ms.	133	Covenry, Barbara Ms.	104
* Caplan, Melvyn	190	* Charalambous, Jason	51	* Clark, Mary J. Ms.	114	Comfort, Nicholas A. F.	29	Cowan, Dorothy Ms.	73
Capstick, Denise M. Ms.	160	Chard, James H.	152	Clark, Patricia A. T. Ms.	87	Comley, Rob	16	Cowan, Geraldine A. M. Ms.	28
Carder, Joan M. Ms.	177	Charlesworth, Beth Ms.	33	Clark, Paddy	157	* Compson, Henry J.	185	Cowan, Phil	32
Cardy, Gavin	93	Chase, Alexis Ms.	16	Clark, Ruth Ms.	145	Comrie, Nicholas J.	27	* Cowan, Stephen	68
* Cardy, Jonathan M.	151	* Chase, Clive	113	* Clark, Val Ms.	16	Comson, Lynda Ms.	139	Cowan-Bates, Vincent J.	94
Carey, Bob	179	Chatfield, Carol O. Ms.	177	Clarke, Charles W. M.	172	Concepcion, Charlene Ms.	9	Coward, Dwain L.	41
* Carey, Peter F. d. V.	99	Chathli, Harry	159	Clarke, David R.	39	Concepcion, Charlene Ms.	157	Cowbary, Robbie	75
Carey, Roy	68	Chathli, Lindsay Ms.	157	* Clarke, Frances Ms.	141	* Condon-Simmonds, Maighread	108	Cowdrill, Jonathan	63
Carey-Fuller, Andrea Ms.	125	* Chatt, John W.	97	Clarke, Hilary Ms.	173	Conduit, Gillian M. Ms.	21	* Cowell, Fred	122
Cargin, Peter	133	Chatterjee, Partha	38	Clarke, John J.	39	Congreve, Priscilla A. Ms.	108	Cowing, John	48
* Carlebach, Joe	68	* Chatterjee, Richard R.	41	Clarke, Malcom F.	16	* Conlan, Paul N. J.	48	Cowley, Howard W.	116
Carlo, Janet L. Ms.	26	Chaudhary, Adnan	146	Clarke, Peter	74	Corn, Frances M. Ms.	39	Cowley, Judith C. Ms.	165
Carlton, Angela Ms.	171	Chaudhary, Kaiser	146	Clarke, Rachael Ms.	59	* Conneely, Rita L. Ms.	21	* Cowper, Pauline Ms.	133
Carlyle, Robert	33	* Chaudhary, Mahboob	146	Clarke, Robert J.	159	* Connell, Adam	68	Cox, Albert T.	92
* Carpenter, Evelyn Ms.	3	* Chaudhary, Samia	98	Clarke, Stephen	171	* Connell, Brian	189	Cox, Alex	102
Carpenter, Griffin	62	Chaudri, Unsa K.	99	Clarke, Stephen	172	Connelly, Neil S.	85	* Cox, Antonia Ms.	189
Carpenter, James J.	153	Chauhan, Max	109	* Clarke, Suzannah Ms.	125	Connelly, Susan M. Ms.	3	Cox, Bob	180
* Carpenter, Peter J.	184	* Chauhan, Ramji	79	Clary, Colin P.	29	Connolly, Eamon P.	41	Cox, David	173
Carpenter, Steve	165	Cheese, Barry J.	20	* Clay, Claire E. Ms.	185	Connolly, John J.	8	Cox, David J.	97
Carr, Georgina M. Ms.	87	Cheetham, Jack	115	Clayton, Martyn L.	29	Connolly, Philip J.	58	Cox, Eileen J. Ms.	57
Carr, Graham M.	85	Chenot, Sakina	73	Clayton, Philip	10	Connolly, Theresa P. Ms.	157	Cox, Fiona J. M. Ms.	93
* Carr, Helen G. Ms.	21	Chesterman, Thomas	113	Clayton, Rolf	10	* Connor, Pippa Ms.	74	Cox, Laurence J.	81
Carr, Jon	45	* Chesterton, Dave	171	Clery, Anthony	54	Connor, Yvette Ms.	26	Cox, Martin	125
Carr, Robert	57	Chetinkaya, Levent	147	* Cleaver, Hugh	145	Constant, Hugh	135	Cox, Mike	92
* Carr, Stephen L.	26	Cheung, Steven D.	190	Clement, Megan Ms.	16	Constantinides, Andreas	53	Cox, Oenone J. Ms.	80
Carrington, Lucy Ms.	158	* Chibah, Katherine E. Ms.	53	Cleverley, Mike	178	Constantinou, Lorraine Ms.	103	Cox, Robert A.	183
Carroll, Stewart	159	Chikka, Roja	139	Cleverly, Susannah J. T. Ms.	127	Conteh, Gibril	158	Coxon, Ann Y. Ms.	109
* Carroll, Vincent	75	Child, Andrew J.	119	Clifton, Michael A.	184	Conti, Fabio	46	* Coyle, Neil	159
* Carruthers, Amy Ms.	160	Child, David	114	* Clifton, Richard F.	166	* Convery, Paul	102	Coyle, Tom	74
Carruthers, Robert	33	Childs, Maureen	173	Clinch, John	63	Conway, Dean	160	Coyte, Jane Ms.	28
Carson, James	92	Chippis, Brian	126	Clode, Richard	191	Conway, Margaret Ms.	40	Cracknell, David	147
Carter, Bruce E. K.	87	Chipungu, Augustine Ms.	141	Cloke, David T.	124	Cook, Alison Ms.	62	Cracknell, Joyce P. Ms.	4
* Carter, Clive D.	74	* Chirico, Charlie	135	* Clouder, Patricia Ms.	41	Cook, Andy	167	Cracknell, Mavis A. Ms.	115
Carter, Guy	74	Chisholm-Benli, Judith Ms.	177	Clough, Christopher G.	26	Cook, Jamie L.	180	* Craig, Andrea Ms.	113
Carter, Helen Ms.	135	Choda, Josephine E.	16	Clough, Greg	103	* Cook, Jonathan P.	185	* Craig, Kevin	119
Carter, Kay Ms.	74	* Chohan, Bhagwanji H.	20	Clynton, James P.	40	Cook, Katherine E. Ms.	191	Craig, Lucy Ms.	73
Carter, Pamela D. Ms.	17	* Chopra, Bandna	99	Clyne, Jeremy	122	Cook, Patrick	75	* Crane, George E.	20
Carter, Richard F.	185	* Chopra, Sunil	159	* Coakley-Webb, Pauline Ms.	8	Cooke, Christopher	33	Cranfield, Ingrid	53
Carter, Stuart P.	17	Choubedar, Farhad	91	* Coates, Anthony	108	Cooke, Ed	103	* Craske, Peter H.	15
* Cartwright, David	28	Choudhary, Asif	140	* Coates, Penny Ms.	68	* Cooke, Geof	11	Craven, Bonnie E. Ms.	167
Cartwright, Lavinia Ms.	122	* Choudhary, Shafique	20	Coban, Mete	65	* Cooke, Mary F. Ms.	29	Craven, Michael R.	167
* Cartwright, Michael	68	Choudhury, Abdul M.	172	Cobb, Nicholas A.	70	Cooke, Ted	177	* Crawford, Daniel S.	45
Caruana, Carol Ms.	108	* Choudhury, Alibor	173	Cobb, Rosy Ms.	152	* Coomb, Helen Ms.	146	* Crawford, Kate Ms.	45
Carver, Paul	17	* Choudhury, Aziz	145	Cobbett, Tim	114	* Coombs, John W. G.	152	* Crawford, Richard J.	141
Casey, Alice Ms.	124	* Choudhury, Faruk	3	Cobham, Joe	125	Coombs, Martin	123	Crawley, Lorraine Ms.	166
Casey, Maggie Ms.	191	* Choudhury, Gulam K.	172	* Cockell, Merrick R.	110	Coombs, Sandra L. Ms.	115	Cray, John	172
Caspell, James J.	122	Choudhury, Hafiz	172	Cockling, Jean M. Ms.	4	Coomer, Raymond C.	87	* Creatura, Mario	39
* Cassidy, Iain G.	68	Choudhury, Koyes U.	172	Coelho, Avril P. Ms.	151	Cooper, Alan C.	140	* Cregan, Andrew	172
Castle, Michael	39	Choudhury, Mrinal	80	Coffer, Topsy	65	Cooper, David K. J.	115	Creighton, James M.	10
Catchpole, Timothy M.	151	Choudhury, Pushpa	3	Coffey, Michael	104	Cooper, Frank A.	151	Cresswell, Liane B. Ms.	183
Catling, Sam D.	74	Choudhury, Saiful	140	* Cogan, Patrick	47	* Cooper, George E.	93	Crichton, Vanessa Ms.	69
Caton, Brian L.	153	Choudhury, Shohidul	79	* Coggins, Stuart	63	* Cooper, Jane Ms.	186	Criddle, Mark J.	189
Caton, Peter	85	Choudhury, Syeda	172	* Coghill, Clare Ms.	178	* Cooper, Judith V. Ms.	93	* Critchard, Annamariae M. Ms.	185
* Catterall, Christine Ms.	16	* Choudry, Aslam	20	* Cohen, Dean S. B.	9	* Cooper, Leonie A. Ms.	183	* Crivelli, Luigi G.	183
Catto, Angela M. Ms.	39	Chowdhry, Wilson	146	Cohen, Ian	32	Cooper, Martin	26	* Crockett, Thomas	190
Cavalla, Madge Ms.	190	Chowdhury, Abdul K.	172	* Cohen, Jack B.	8	* Cooper-Marbiah, Caroline Ms.	133	Groft, Clive M.	119
Cavalla, Peter	190	Chowdhury, Ahia A.	4	* Cohen, Melvin	9	Cope, Andrew	133	Groft, David O. T.	3
Cave, Margaret L. M. Ms.	98	* Chowdhury, Ayesha Ms.	139	* Cohen, Philip	9	Cope, John	124	Crofts, Tom	69
Cawley, Joe	68	Chowdhury, Babu	171	Cohen, Ruth Ms.	9	Cope, Jonathan T. E.	41	* Cronin, Colin	147
Cawley, Michael J.	165	Chowdhury, Emran H.	3	Coker, Douglas F.	51	Cope, Steven	27	Cronin, Kevin D.	98
* Cazimoglu, Alev	52	Chowdhury, Jaina	171	* Colacicco, Lia Ms.	21	Coppack, Lee	57	Cronin, Muriel B. Ms.	183
Cearar, Nicolas J. A.	10	* Chowdhury, Jilani	102	Colas, Alex	23	Corbett, Anne Ms.	108	Crook, Aidan	74
Celaschi, Dario P.	81	* Chowdhury, Khayer	147	Colbert, John	135	* Corbett, Ian K.	139	Crook, Anne Ms.	147
* Celebi, Erin	51	Chowdhury, Numaun I.	4	Colburn, Elliot H. G.	167	* Corbett, Jo Ms.	141	Crook, Nicole R. C. Ms.	93
Celebi, Nazim	52	* Chowdhury, Rezina Ms.	122	Coldrick, Matthew	122	Corbin, Joanna C. Ms.	40	Crook, Peter L.	92
Cetin, Nelia M. Ms.	178	Chowdhury, Shahin	23	Cole, Celia E. Ms.	123	Corby, Gideon Ms.	63	Croos, Mary-Romoline Ms.	39
Chaffey, Mark	160	Chowdhury, Shamim A.	20	Cole, Christopher	51	Cordle, Sid	15	Crosbie, Maggie Ms.	174
Chaise, Sophie N. Ms.	17	* Chowdhury, Sherwan H.	40	Cole, Donald	159	Cormaish, Richard A.	26	Croschaw, Adrian W.	52
Chalk, Martin D.	91	Chowdhury, Tahmid R.	102	Cole, Michael M.	10	* Cornelius, Alison Ms.	10	* Crossby, Jean E. Ms.	166
Chalk, Patrick W.	85	Christensen, Clive C.	40	* Cole, Robert	145	* Cornelius, Richard	10	Crossman, Herbert W.	81
* Chalkley, Danny J.	191	Christie, Andrew D. W.	152	Cole, Vanessa Ms.	145	Cornell, Tessa L. Ms.	166	Crouch, Graham J.	85
* Chalice, Rebecca Ms.	9	* Christie, David	139	* Coleman, Ben	68	Corner, Alex	151	Crouch, Roger M.	153
Challis, Dianne P. Ms.	3	* Christie, Samantha E. Ms.	97	Coleman, Brian J.	10	Corney, Victor P. E.	8	* Crowder, John E.	86

* Crowder, Philippa Ms.	86	Davies, Huw P. T.	180	Devons, Catherine S. Ms.	186	* Downing, Ross Ms.	16	Egin, Melike	76
* Crowe, Brian C.	94	Davies, Jeremy E.	10	Dewan, Shahi	65	Doyle, Christina Ms.	140	* Eginton, Tony	91
* Crowe, Stephen	135	Davies, Jonathan M.	8	* Dewhurst, Charlie	69	* Doyle, Danielle Ms.	3	Eglin, Gregor	147
* Crowley, Lottie Ms.	166	Davies, Lin	98	Dewhurst, Damian	191	* Doyle, Phil	114	Eglin, Sophia Ms.	147
* Crowley, Tim	165	Davies, Mark	151	Dewsbury, Magnus	158	* Doyle, Sarah E. Ms.	51	Ehirim, Emmanuel N.	41
* Crozier, George	125	Davies, Matt	73	Dhalla, Akil T.	79	Drab, Sylvia M. Ms.	23	* Ehmman, Alexander C.	152
* Crozier, Jonathan P. B.	124	Davies, Roger W.	47	* Dhama, Tejinder S.	45	* Dragadze, Tamara Ms.	69	* Eijofor, Joseph	73
* Cruickshank, Peggy J. Ms.	22	* Davies, Samantha T. Ms.	99	Dharmarajah, Mano	81	Drage, Simon	119	* Ekechi, Patricia Ms.	53
Crush, Jay	134	Davies, Stanley	122	Dharmasingham, Ashwin	177	Drake, John	108	Ekholm, Roberto	190
* Cryan, Stephanie Ms.	160	* Davies, Wynn	57	Dhedhi, Shabana Ms.	81	* Draper, James C.	134	Eldridge, Alexandra C. Ms.	103
Crymble, Adam	133	* Davine, Margaret Ms.	81	* Dheer, Harbhajan K.	46	Draper, Joshua	158	Eldridge, Joseph	102
Csontos, Kolos	23	Davis, Charles	58	* Dheer, Kanwal Ms.	91	* Draper, Nick	133	* Eलगгorn, Martin D.	153
* Cuff, Nicholas R.	186	Davis, David	125	* Dheer, Ranjit	45	Drayton, Sally Ms.	123	Eliades, Natalie Ms.	34
* Cuffaro, Louise H. Ms.	178	Davis, David G.	165	Dhillon, Ajmer S.	99	Dristas, George	75	Elis, Dafydd	190
Culhane, John	45	Davis, Jemima L. K. Ms.	114	Dhillon, Amarjit S.	98	Driver, James C.	62	Elkoca, Kemal	75
* Culhane, Larry B.	69	* Davis, Kevin J.	114	Dhillon, Jazz	93	Driver, Sandra Ms.	64	* Ellar, Colin	98
* Curran, Stuart	102	Davis, Lois E. Ms.	185	Dhillon, Mahan S.	92	* Dromey, Joe	126	Ellerbeck, Des	173
Culligan, Rob	34	Davis, Malcolm B.	9	* Dhindsa, Kamaljit S.	48	Drury, Elizabeth Ms.	58	Elliott, Adam F.	85
Culnane, Tess Ms.	125	* Davis, Margaret Ms.	86	* Diakides, Isidoros	75	* Drury, Spencer	57	* Elliott, Colin M.	125
* Cummings, Jason	39	* Davis, Matt	177	Diallo, Abdoulaye	59	Du Plessis, Graham A.	27	* Elliott, Gareth	153
Cummings, Patricia J. Ms.	39	* Davis, Peter R.	94	Diamond, Anne D. Ms.	79	Duce, Tom	53	Elliott, John C.	76
* Cummins, Chris	147	Davis, Richard A.	184	Diamond, Christine A. F. Ms.	27	Ducker, Sarah J. Ms.	109	* Elliott, Mark S.	57
Cummins, Mark	20	* Davis, Robert J.	190	Diamond, Darren S.	79	Duckworth, James	157	Elliott, Natasha Ms.	127
Cunliffe, Alexander M.	92	Davison, Graham	160	Diamond, Sebastian J.	46	* Duducu, Jem	93	Elliott, Robert E.	39
* Cunningham, David	115	Dawes, Mark S.	179	* Dias, Benedict	153	Duff, Dennis	48	* Elliott, Sarah Ms.	73
Cunningham, Kieran P.	185	Dawkins, Coral D. Ms.	80	Dias, Shaun	11	Duffett, Helen	145	Ellis, Alexander	64
Cunningham, Mark	125	Dawson, David R. A.	86	Dickenson, Ashley	165	Duffin, Jack	93	Ellis, Andrew H.	41
Cunningham, Richard	45	Dawson, Elizabeth Ms.	157	Dickenson, Pete	172	Duffy, Jim	167	Ellis, Anthony J.	87
Cunnington, Jeremy	75	* Dawson, Peter M.	184	* Dickson, Jim	120	* Duffy, John F.	21	Ellis, James	157
Curati, Maggie Ms.	8	* Day, Andrew	113	Didier-Garnham, Suzie A. Ms.	157	Dugdale, Joanna L. Ms.	46	* Ellis, John P.	183
Curati, Maggie Ms.	8	Day, Ashley C.	183	Diggins, Craig A. J.	51	Dugmore, Keith R.	191	* Ellis, Judith E. Ms.	27
* Curling, Peter A.	93	Day, Ellen Ms.	151	Dignan, Danny	127	Duke, Peter W. R.	190	Ellis, Pravina	38
* Curran, Liam	127	Day, Michael L.	183	Dilke, Fisher W. W.	160	Duke, Thomas R. M.	104	* Ellroy, Jerry	151
Curran, Patrick J.	158	Day, Rosie Ms.	104	Dillon, Arti	158	Dumbleton, Pamela E. Ms.	4	Elmaz, Shengul	76
* Curran, Steve	99	Dayanambay, Yogalingam	79	Dilnot-Cooper, Will	33	Dumigan, Michael C.	191	Elnaghi, Marwan	109
* Curran-Stockley, Gemma L. A. Ms.	152	Day-Smith, Gary	146	Dimandro, Massimo J.	125	* Duncan, Janet S. M. Ms.	94	Elston, Andy	69
* Currie, Robert	81	De Andrade, Sandra Ms.	20	Diment, Robert J.	93	Dunford, John	15	Elston, Leigh Ms.	102
* Currie, Tom	33	De Beer, Maureen Ms.	82	Diminieux, Cynthia Ms.	62	Dunkwu, Chike	139	Emerson, Merlene Ms.	151
Curry, Martin A.	27	De Berinstan Humphrey, Anton D.	191	* Dimoldenberg, Paul	90	Dunmall, Giovanna Ms.	20	Emery, James H.	11
Curtin, Andrew S.	87	* De Cordova, Marsha Ms.	121	* Diner, Alexander	102	* Dunn, Antonia F. P. Ms.	183	Emery, Pearl E.	11
* Curtin, Mary Ms.	134	De Cruz, David L.	3	* Dines, Nick	57	* Dunn, Ian W.	27	Emirali, Leon V.	165
Curtis, Frank W.	51	De Deney, Simon	62	Dingemans, Michael	152	Dunn, Margot J. Ms.	103	Emmanuel, Fabion N. J.	38
Curtis, Kay Ms.	74	De La Motte, Bruni	47	Diniz, Sal Ms.	159	* Dunn, Michelle Ms.	147	Emmanuel, Gold	58
Curtis, Ronald J.	3	De Leon, Christine Ms.	73	Diogo, Pedro	45	* Dunne, Katherine S. Ms.	99	Emmerson, Jane E. Ms.	173
Curtis, Terry	122	De Malet, Aimey	32	Dix, Sophie E. C.	33	Dunne, Mark	140	* Emmerson, Nick	166
Cusworth, Patrick	98	De Maynard, Vernon	122	Dixey, Judy Ms.	33	Dunning, Alexander	159	* Emmerson, Stuart	180
Cuthbert, Matthew J.	74	* De Ryk, Amanda Ms.	124	Dixon, Cliff	91	* Durant, David W.	87	Emmett, Roy	146
* Cuthbertson, Peter M.	191	De Santis, Giuseppe	4	Dixon, Ian E.	39	Durham, Anthony C. H.	58	Enbe, Andrew I.	42
Cutler, Hannah Ms.	119	De Skuba Skwirczynski, Przemek J. J. B.	40	Dixon, John	75	* During, Christiana Ms.	51	Enflo, Marta H. Ms.	189
Cutting, Richard G.	10	Dixon, Josh	92	Dixon, Liz Ms.	20	* Dusing, Seton	51	* Engert, Gail Ms.	74
Da Cruz, Joseph	52	* Dixon, Sharon L. Ms.	45	* Dixon, Liz Ms.	92	* Duschinsky, Val Ms.	10	Engineer, Sooun	109
* Dabrowska, Joanna K. Ms.	45	Dixon, Stephen R.	45	Dixon, Stephen R.	45	Dutta, Bijan	4	England, Colin P.	26
* Daby, Janet Ms.	127	Dixon, Zoe J. Ms.	125	Dixon, Stephen R.	45	Dwesar, Samir	42	England, James A.	167
* Dacres, Brenda V. Ms.	126	* Dixon-Fyle, Dora Ms.	17	Dixon, Stephen R.	45	Dyer, Hong L. Ms.	152	* Eniola, Aisha	21
Daid, James M.	64	Dixon-King, Shorai A.	39	Dixon, Stephen R.	45	* Dyer, Jacqui Ms.	123	* Ephson, Sally-Ann Ms.	184
Daintry, Paul	145	Dixon-King, Shorai A.	39	Dixon-King, Shorai A.	39	* Dykes, Nicola L. Ms.	26	* Erbil, Nesimi	52
Dakshy, Ana	16	Dobson, Jimmy	16	Dix, Sophie E. C.	33	Dysart, Iain	135	* Erdogan, Aysegul Ms.	103
Dalal, Rusi K.	46	* Dockerill, Julia L. Ms.	173	Dixey, Judy Ms.	33	Dziedzan, Alex	173	Erica, Caroline L. Ms.	177
* Dale, Catherine Ms.	160	Dodd, Jane M. Ms.	184	Dixon, Ian E.	39	Eades, Tony	152	Erlam, Andy	171
* Daley, James G. D.	185	Dodds, John	28	Dixon, John	75	* Eagling, Brian E.	86	Ernst, Friedrich	76
Dalgleish, Gus	165	Dodhia, Nilesh	93	Dixon, John	75	Eagling, Irene L. Ms.	85	Erskine, May	22
Dalton, David R.	15	* Dodin, Louis N.	85	Dixon, John	75	Eardley, Michael J.	41	Erskine, Simon	21
Dalton, Joe	121	Dodkin, David	64	Dixon, John	75	Earl, Douglas	64	Esen, Omer	103
Dalton, John	134	Dodwell, John	113	Dixon, Josh	92	Earl, Judith A. G. Ms.	39	* Esendagli, Turgut	51
Dalton, Philip	28	Dogan, Guney	23	Dixon, Sharon L. Ms.	45	Earley, Martin F.	52	* Eslamdoust, Maryam Ms.	34
Dalton, Sarah J. Ms.	28	Dokal, Gurmail S.	87	Dixon, Stephen R.	45	Earley, Sinead Ms.	85	Easley, Paul	92
Daly, Elizabeth Ms.	70	Doku, Michael	22	Dixon, Stephen R.	45	Early, Patrick	57	Estermann, Daniel	8
* Daly, Mary Ms.	22	Dolan, John P. J.	125	Dixon, Stephen R.	45	* East, Beulah M. Ms.	91	Estevez, Hugo D. A.	120
* D'Amiral, Graham M.	15	* Dolezal, Nick	161	Dixon, Stephen R.	45	* Easter, Ann R. Ms.	139	Ettessami, Pantea	47
Danciger, Simon L.	152	Dollimore, Peter J.	93	Dixon, Stephen R.	45	* Eastham, Karl D.	157	Etkind, Lianna Ms.	120
Danieli, Steven W.	28	Dollin, Daniel C.	51	Dixon, Stephen R.	45	Eastoe, William J.	39	* Etti, Sade Ms.	62
Daniels, Denis A.	16	Domb, Debbie Ms.	69	Dixon, Stephen R.	45	Eastwell, Eddie	9	Evangeli, Barry	9
Daniels, Gonul	52	* Dombey, Ruth C. Ms.	166	Dixon, Stephen R.	45	* Ebbutt, Tom	63	Evans, David	157
Dann, Billy	68	* Donald, Alexander M.	86	Dixon, Stephen R.	45	Ebdon, Nick	16	Evans, Ellie Ms.	114
* Dann, Catherine S. Ms.	91	Donaldson, Cherie A. Ms.	140	Dixon, Stephen R.	45	Eckersley, Toby	158	Evans, Florence M. Ms.	42
Dargue, Helen M. Ms.	75	Donaldson, Lynn D. Ms.	140	Dixon, Stephen R.	45	* Edbrooke, Jane Ms.	121	Evans, Frank J.	27
Darke, Stephen	92	Donkin, Martin P.	173	Dixon, Stephen R.	45	Eden, Edward G. J.	86	* Evans, Gareth J.	152
Darko, Emily Ms.	75	Donnelly, Stephen O.	48	Dixon, Stephen R.	45	Eden, John	40	Evans, Guy M. C.	184
Darrall, Joe	191	* Donovan, Alice Ms.	102	Dixon, Stephen R.	45	Edes, Ruth Ms.	85	Evans, Jeff	52
Darrer, Diana D. Ms.	9	* Donovan, Belinda Ms.	68	Dixon, Stephen R.	45	* Edgar, David	172	Evans, John R.	57
Darvill, Julia B. Ms.	87	Donovan, Dennis	64	Dixon, Stephen R.	45	Edge, Jeremy O. C.	109	Evans, Keith W.	85
Darvill, Kate L. Ms.	87	Donovan, Gavin	68	Dixon, Stephen R.	45	Edgerton, David T.	126	Evans, Lee D.	159
* Darvill, Keith E.	86	Donovan, Ned D.	108	Dixon, Stephen R.	45	Edgeworth, Paul J.	21	* Evans, Nick	191
Darwazah, Rachel Ms.	102	* Doonan, Gary	104	Dixon, Stephen R.	45	Edmonds, Richard	167	Evans, Rhonda Ms.	152
Dattani, Dimpri	51	Dooley, Josephine Ms.	81	Dixon, Stephen R.	45	Edward, Ian	92	* Evans, Robert J.	27
Dattani, Naren	145	Doran, Edward	135	Dixon, Stephen R.	45	Edwards, Alan D.	80	Evans, Robert N.	26
* Dattani, Niraj	80	Doran, Patricia J. Ms.	99	Dixon, Stephen R.	45	Edwards, Barry	153	Evans, Suzanne Ms.	134
Daughton, Stephen	33	Dore, Martin J.	177	Dixon, Stephen R.	45	Edwards, Eddie	133	Evans, Vincent	34
Davenport, Laura Ms.	52	Dore, Sheila M. T. Ms.	177	Dixon, Stephen R.	45	* Edwards, Gavin	159	Eveleigh, Timothy D.	99
* Davey, Adrian C. D.	166	* Doron, Natan	73	Dixon, Stephen R.	45	* Edwards, Ian	94	Evely, Anna Ms.	76
Davey, Edward	160	Doudeskos, Michael	64	Dixon, Stephen R.	45	* Edwards, Jacob	179	Everett, Charles R.	73
* Davey, John	16	Dougherty, Brian D.	165	Dixon, Stephen R.	45	Edwards, James P.	179	Everett, Owen	123
Davey, Mary J. Ms.	42	Dougherty, Trevor U. C.	51	Dixon, Stephen R.	45	Edwards, Joe	54	Everson, Jason H.	158
* Davey, Tom	10	Douglas, David	73	Dixon, Stephen R.	45	Edwards, Lyndon	165	Evers, John K.	167
* David-Sanders, Lee	52	Douglas, Elizabeth R. Ms.	53	Dixon, Stephen R.	45	Edwards, Mary A. Ms.	167	Ewen, David C. C.	89
Davidson, Graham N.	87	Douglas, Kenneth S.	180	Dixon, Stephen R.	45	Edwards, Matthew T. T.	81	* Ezeajughi, Ernest N.	22
* Davidson, Joel	20	Douglas, Paul L.	177	Dixon, Stephen R.	45	Edwards, Nicholas	120	Ezen, Eren Ms.	160
Davidson, Michael	59	Douglas, Robert J.	3	Dixon, Stephen R.	45	* Edwards, Patrick	177	* Ezenwata, Endy	17
Davidson, Nathan	33	Douglas, Tony	51	Dixon, Stephen R.	45	* Edwards, Paul	11	Fabode, Moriam Ms.	139
Davidson, Tom	73	Douglas, Yvonne M. Ms.	3	Dixon, Stephen R.	45	Edwards, Peter	46	Fabricant, Ruth Ms.	27
* Davie, Ed	122	* Dourmough, Andy	122	Dixon, Stephen R.	45	Edwards, Robert P.	184	Fadaka, Michael	52
Davies, Alex	122	* Dowber, Max D.	122	Dixon, Stephen R.	45	Edwards, Ryan	3	Fagan, Bernard J.	93
Davies, Benjamin R.	103	Dowling, Nicholas J.	15	Dixon, Stephen R.	45	Edwards, Tracy Ms.	158	Fahn, David	145
Davies, Darryl J.	33	Downer, Jonathan P.	167	Dixon, Stephen R.	45	Edwin, Dorothy Ms.	190	* Fahy, John	59
Davies, Eric	15	Downer, Sharon Ms.	52	Dixon, Stephen R.	45	* Egan, Damien	126	Fairclough, Anthony	133
		Downing, Alan	17	Dixon, Stephen R.	45	* Egan, Patrick A.	76	* Fairley-Churchill, John	145

* Faiz, Faiz	179	Flynn, Victoria Ms.	171	Gallant, Jeffrey	81	Gill, John E.	59	Green, Matthew G.	183
* Fajana-Thomas, Susan Ms.	65	* Foley, Edward	134	Gallant, Julian D.	48	Gill, Ranjit	99	Green, Miriam R. Ms.	11
Falana, John O.	141	* Fonyonga, Krystle	52	* Galligan, Vicent	166	* Gill, Rocky	4	* Green, Mitzi Ms.	80
Falchikov, Dan	113	* Fookes, Peter T.	28	* Gallop, Annie Ms.	123	Gill, Sarbjit S.	107	Green, Rosie Ms.	104
Falkner, Robert	69	Foong, Poh C.	87	Galloway, John D.	57	* Gill, Satnam	94	Green, Scott P.	75
* Fallart, Peter	51	Footo, Kelvin B.	113	Galloway, Tamara E. Ms.	27	Gillard, Patricia Ms.	58	Green, Sylvia Ms.	126
* Farah, Harbi	23	* Foote, Richard W.	98	Gallup, Bill	99	Gillespie, Edward R.	120	Green, Victoria Ms.	32
Farhat, Fadi	99	Forbes, Jayne Ms.	103	Galpin, Georgina V. Ms.	87	Gilligan, Dean	79	Greenfield, Harry A.	178
Farley, Susanna J. Ms.	126	Ford, Duncan	74	Galvin, Kelly J. Ms.	26	Gillman, Dan	179	Greenhough, James M.	27
Farmer, Yaseen	139	* Ford, Gillian Ms.	85	Gamba, Giorgia Ms.	103	Giltinane, Joe A.	9	Greenidge, Patrick A. R.	26
Farnold, Helena L. Ms.	38	Ford, Rachel Ms.	68	Gambell, Derek	126	* Gimson, Sally Ms.	33	Greening, David	52
Farnham, Raymond R.	26	Fordham, Derek C.	159	Game, Giles	32	Ginn, Jennifer Ms.	38	* Greening, Richard	103
Farooq, Ummer	180	Fordham, Margaret E. Ms.	159	Gamester, Nathan A.	159	* Ginn, Marcus W. P.	69	* Greenspan, Eva Ms.	9
Farquhar, Stuart R.	87	Foreman, Patsy Ms.	125	Gammton, Max	160	Ginnett, Hannah E. Ms.	119	Greenwell, Pat	59
Farrell, Sean F.	27	Foreman, Rebecca M. Ms.	161	* Gander, Hilary Ms.	115	Giwa, Omonylol Ms.	115	Gregg, Phillip J.	115
* Farrier, Claire Ms.	8	Forrest, Daphne Ms.	74	Ganderton, George H.	73	Gjeta, Anton	73	Gregory, Julian T.	104
Farrow, Matt	122	Forrest, Peter	73	* Ganly, Jody M. Ms.	86	Gladstone, Adam	134	* Gregory, Michelle Ms.	64
Faulkner, Graham	124	Forster, Keith W.	16	* Gantly, Osh	103	Glancy, Leslie A.	45	Gregory, Paul A.	119
Faulkner, Molly Ms.	108	Forsyth, Charles	68	* Garden, Adrian	119	* Glanville, John A.	85	Greder, Iris Ms.	114
* Faulks, Catherine Ms.	108	Forth, Andrew J.	46	Gardiner, Simon J.	80	* Glanville, Philip	63	Greder, Olly	119
Fawcett, Chris	151	* Fortune, Peter T.	28	* Gardiner, Thomas	34	* Glanz, Jonathan	191	* Grewal, Ajmer	98
* Fawthrop, Simon H.	28	Forzani, Rona A. Ms.	166	Gardner, Anne-Michelle Ms.	41	* Glasspool, David	113	* Grewal, Pritam S.	98
Feakes, Alexander	125	Fosdike, Peter M.	165	Gardner, Bridgid C. Ms.	157	Glavardanov, Mirjana	53	* Grewal, Puneet	99
Fearnley, James R.	160	Foster, Alan L.	93	* Gardner, Janet E. Ms.	59	Glenister, Michael E.	57	* Grice, Christine Ms.	58
* Feilding-Mellen, Rock	109	Foster, Elizabeth Ms.	153	* Gardner, Joanna M. Ms.	91	Glossop, Tish Ms.	68	Grierson, Nick	34
Fell, David N.	173	Foster, John	122	Gardner, Peter C.	108	Glover, Dinah Ms.	174	Griesenbeck, Sven	126
Femi-Adedayo, Tosin	16	Foster, Julien A. S.	177	Gardner, Peter C.	86	Glover, Eileen W. Ms.	57	Griffin, David M.	113
Fennelly, John P.	16	Foster, Rebecca A. Ms.	126	Gardner, Robyn	32	Glynn, Edward F.	40	* Griffin, Sheila Ms.	114
* Fennimore, Sue Ms.	68	Foster, Samuel D.	124	Garen, Edgar A.	142	* Godfrey, Timothy	40	Griffin, Ted	146
Fenton, Mark	52	Foster, Sharon R. Ms.	159	Garfield, Barry	75	Godwin, David	87	Griffin-Beale, Lucy J. Ms.	185
Fenwick, Toby J.	184	* Fothergill, Maxine P. Ms.	15	* Garfield, Dan	158	Gokdemir, Ilkin	75	* Griffith, Eddie	76
* Ferguson, Edna M. Ms.	3	Fowler, Carmel Ms.	134	* Garg, Narinder K. Ms.	94	Golberg, Bernice C. Ms.	38	* Griffiths, Alan	139
Ferguson, Chris	125	Fowler, Paul E.	21	Garner, Kathleen Ms.	39	* Goldberg, Joe	75	Griffiths, Arran J.	93
Ferguson, Robert M.	158	Fox, Antony	70	Garnett, Jeffrey C.	85	Goldberg, Nick	9	Griffiths, Damian	127
Ferguson-Jones, Martyn	152	Fox, Damian G.	160	Garrard, Laurance R.	85	* Golds, Peter	172	Griffiths, David W.	99
Fernandez, Andrew	63	Fox, Kevin F.	92	Garrard, Michael	127	Goldsmit, Daniel C.	127	Griffiths, John D. M.	174
* Ferreira, Joe	16	Fox, Simon J.	161	* Garratt, Neil R.	165	Goldstein, Efrayim	65	Griffiths, Leonard J.	152
Ferris, John	99	Francescone, Orson	102	Garrett, Ann C. Ms.	27	* Gonde, Christopher	160	Griffiths, Owen T.	28
Ferro, Mike	15	Francis, Ashley	141	Garrett, Anne Ms.	179	* Gonzalez, Martin	166	Griffiths, Richard N.	34
* Ferry, Keith	79	* Francis, Daniel	15	Garrett, Stephen R.	178	Good, Jeremy A.	108	Grigg, John	70
Fessehazion, Mike	52	Francis, John B.	26	Garrigan, Daniel P. J.	185	Gooding, Tessa Ms.	126	Grimshaw, Janet Ms.	185
Feszczur, Henryk P.	10	Francis, Luke R.	110	Garrud, Elaine Ms.	41	Goodlad, Grace Ms.	27	* Grimston, Malcolm C.	186
Fevrier, Reuben	153	* Francis, Marc	171	* Garrod, Ross	134	Goodman, Alexander	65	* Grocott, Suzanne Ms.	133
Fewkes, Gordon	91	Francis, Martin	23	Garry, Malcolm	63	Goodman, James N.	177	Grogan, Jake	66
* Fiske, Caroline Ms.	68	* Francis, Niranjani	120	Garside, Mair E. Ms.	189	Goodman, Michael R.	10	Grossman, Stanley	132
* Fiaz, Rokhsana	139	* Francis, Sabrina Ms.	32	Garside, Owen R.	190	Goodman, Robert N.	157	Grover, Rohit R.	8
* Fieberesima, Charity Ms.	139	Francisco, Valdir	33	Gascoigne, Brian	34	Goodrich, Mark B.	152	Groves, Jack R. C.	39
Fidgett, Alexis	157	Francome, Colin	10	Gaskin, Ian F.	65	Goodwin, Tim	119	Groves, Maurice	134
Field, Christopher L.	159	Franklin, Tom	34	Gasparic, Matej	142	Goodyer, Rod	52	Grove-White, Ruth Ms.	64
* Field, Richard C.	184	Fraschini, Guiseppa	133	Gass, Matt	141	Copinath, Biju	140	Gubbins, Michael A.	82
Fields, Owen	81	* Fraser, Brenda Ms.	134	* Gassanly, Murad	189	Gordon, Alex	102	Guichard, Stephen J.	153
Figgis, Nicholas O.	190	Fraser, Clive B.	39	* Gatland, Maria R. Ms.	39	* Gordon, Brian C.	9	Guillem, Georgina Ms.	40
* Filson, Dan	21	Fraser, David	114	Gauss, John H.	47	* Gordon, Margaret Ms.	64	Guinness, Jonathan	122
Finch, Nicola Ms.	16	Fraser, Jill Ms.	33	Gautami, Jack	76	Gordon, Michelle Ms.	134	Guise, Andrew	63
Finch, Peter R.	15	Fraser, Keith G.	10	* Gavan, Kieron M.	45	Gordon, Natalie Ms.	134	Guiste, C. E. A.	177
Findell, Lee J.	38	* Freeborn, Irma L. M. Ms.	3	Gavriel, Angelos	52	* Gordon, Sunita Ms.	167	Gulaid, Abdirashid	47
Fink, Deborah Ms.	147	Freed, Alex	22	Gawn, David M.	79	* Gordon, Yoel	46	* Gulaid, Abdullah	151
Finlay, Heather Ms.	63	Freedman, Marian	113	Gay, Jonathan R.	3	Gay, Bart	119	* Gulumussen, Zuber	140
Finlay, Ronald A.	11	Freedman, Max	113	* Geary, Nuala Ms.	57	Gorman, Pauline F. Ms.	166	* Gunes, Makbule	75
Finlayson, Jon	10	Freedman, Mike	151	* Geddes, Cameron	4	Grzymaska-Hart, Danuta	87	Gungor, Tugba	52
Finlayson, Rod	140	* Freeman, Bill	58	Gee, Chris	152	Gosain, Ajoy	99	Gunstock, Ashley	147
* Finn, Anthony H.	10	Freeman, Christopher L.	87	Geffert, Anna V. Ms.	121	Goss, David	58	Gunter, Tirenna H. Ms.	40
Firat, Fero	64	* Freeman, Peter	189	Geissendorfer, Lilli Ms.	102	Gostt, Geoffrey C.	26	Gupta, Anshul	9
Firdous, Farhana	142	Freeman, Rebecca Ms.	62	* Gentry, Bernard	119	Gottsche, Sheila Ms.	10	* Gupta, Sachin	97
Firkins, Tony	99	* Freeman, Robert J.	108	Gentry, Paul G.	57	Gough, Steve	98	Gurling, James C.	161
Firman, Fiona A. Ms.	32	* Freeman, Roger	34	George, Charlotte C. L. Ms.	62	* Gould, Georgia Ms.	33	Gurney, Christabel B. Ms.	98
Firmstone, Richard	146	Freeman, Sheila Ms.	122	* George, Ian	113	Gould, Issy Ms.	145	* Gurung, Bishnu B.	108
Fish, Lara L. Ms.	40	Freer, Pamela A. Ms.	85	George, Jill S. Ms.	40	Gould, Joshua	92	Gurung, Lachhya	8
Fish, Simon J. P.	173	* French, Louie T.	16	George, Kenneth R.	39	Gould, Samuel C.	85	Gutin, Said	120
Fisher, Brad	98	Friel, Rosemary P. Ms.	157	George, William H.	4	Gouveia, Guilherme G. R. D.	177	Guttman, Katy Ms.	171
* Fisher, Michael D.	41	Friend, Peter	63	* Georgiou, Achilleas	51	* Govindia, Ravindra P.	183	Guttman, Katy Ms.	173
Fisher, Michael F.	91	Frieze, Andree M.	151	* Georgiou, Alessandro	53	Goztas, Mehmet	52	Guvercin, Ali	76
Fisher, Pam Ms.	98	Frimpong, Mary B. Ms.	141	Georgiou, Anton	20	Graca, Fernando A. M.	160	Guy, Gillian Ms.	191
Fisher, Paul A.	99	Fripp, Nic Ms.	178	Georgiou, Costas M.	52	Graham, Alan S.	91	Gwizdala, Peter	59
Fisher, Shirley L. Ms.	99	Frith, Alexander	126	Germanis, Alexandros	186	Graham, George W.	63	Gwynn, Sarah A. Ms.	165
Fisher, Timothy A.	27	Frith, Emily Ms.	124	Gerrard, Ian J.	57	Graham, Peter	68	Cyi, Henry	47
Fitzgerald, Gerard E.	10	Frost, Alison Ms.	33	Gerrey, David C.	99	* Graham, Raymond C.	93	H, Paul	153
* Fitzgerald, Marion J. Ms.	178	Frost, David A.	119	Cething, Joshua	123	* Grahame, Barbara	189	Ha, Jason	114
* Fitzpatrick, Pamela Ms.	80	* Frost, Jason D.	86	Gettleston, Mike	47	Grahame, Bob	134	Habermann, Anna R. M. Ms.	102
* Fitzsimons, Sean	38	* Frost, Penelope E. Ms.	151	Gewanter, William A. B.	99	Grainger, Julian P. G.	26	* Hackett, Danny	16
* Flvey, Trish Ms.	166	Frost, Sheila J. Ms.	59	Gezici, Ozkan F.	52	Grant, Marie J. Ms.	166	Haddad, Aceel	147
Flanagan, Eileen A. Ms.	183	Frost, Stephen	75	* Ghani, Syed F.	4	Grant-Peterkin, Hugh D.	64	Haddon, Anne-Marie B. Ms.	115
Fleming, Geoff	126	Fruzza, Eva S. Ms.	46	Ghertan, Mihai	75	Grauberg, Janet Ms.	34	Hagan, Liam A.	92
* Fleming, Pamela A. Ms.	153	Fruzza, Francesco D. D.	46	Ghobadi, Mona Ms.	114	Gravett, Jodie L. Ms.	76	* Hagggar, Becky Ms.	91
* Fleming, Paul W.	158	Fruzza, Francesco R. A.	45	Giannissis, Nicholas	120	Gray, Amy Ms.	63	Hague, Joseph	38
* Flemming, Alisa	41	* Fulbrook, Julian	33	* Gibbons, Andrew R. A.	184	Gray, Anne M. Ms.	73	Hague, Tracey J. Ms.	39
Fletcher, Benedict Ms.	133	* Fuller, John P.	15	Gibbons, Joseph	183	Gray, Duncan	63	* Hai, Abdul	34
Fletcher, Jack M.	102	Fuller, Les	124	Gibbons, Sean	99	* Gray, Jennifer H. Ms.	29	Hai, Ali	147
Fletcher, Julia Ms.	125	Fulliove, Danny L.	39	Gibbons, Stephen	185	* Gray, Jenny Ms.	179	Haines, Amanda J. Ms.	87
* Fletcher, Kat Ms.	104	* Furness, Clive W.	139	Gibbs, Andrew	91	Gray, John	162	Haines, Gerald L.	85
Fletcher, Mark P.	171	Furness, David	47	Gibbs, Carlo	173	* Gray, Russell	140	Haines, Julie A. Ms.	114
Fletcher, Nigel	57	Furniss, Peter R.	29	Gibson, Donna M. Ms.	87	Gray, Sally Ms.	151	Haines, William S. H.	92
Fletcher, Phil	10	Furze, David C.	158	Gibson, Jane I. G. Ms.	10	Graystone, David P.	151	Halai, Sima Ms.	79
* Flight, Christabel Ms.	191	* Fyfe, Neil	91	Gibson, Mike	113	Greek, Paul F.	82	Halai-Carter, Yasmin Ms.	39
Flint, David C.	52	Fynaut, John L.	73	Gibson, Pauline Ms.	74	* Greek, Stephen A. J.	79	Halasz, Erika	62
* Flint, Kay Ms.	146	Fynn, Pauline Ms.	146	Giess, Roger	121	Green, Christine A. Ms.	184	* Haldane, Amy B. Ms.	165
Flint, Robert M.	70	* Gadsby, Paul	123	Gilbert, Alexander L.	11	* Green, Elizabeth S.	115	Haldon, Simon	75
Flintoff, Crispin	97	* Gadzama, Fidelis	133	Gilbert, John	103	Green, Elizabeth Ms.	189	* Hale, Lynne C. Ms.	40
Flood, Christopher	127	Gage, Samuel W.	32	Gilbert, Peter	75	Green, James M.	85	Hale, Raymond	9
Flook, Benjamin T. E.	40	Gajari, Joseph	46	Giles, Gabriella S. G. Ms.	97	Green, Jeremy	74	Hale, Toni	58
* Floru, JP	189	Gale, Eileen D. Ms.	39	Giles, Robert	134	Green, Lawrence R.	113	* Halebi, Nick	177
Flowers, Richard	171	Gallagher, Bela Ms.	98	Giles, Tam Ms.	161	Green, Lorna Ms.	8	Haley, Brian	73
Flux, Toby	113	Gallagher, Chris	21	* Gilham, Dominic	94	* Green, Lucas	158	Halfyard, Adrian	161
* Flynn, Duncan T.	93	Gallagher, Stephen J.	186	Gill, Andrew R.	47	* Green, Lynn Ms.	99	Hall, Adrian C. R.	102
Flynn, Melanie Ms.	99	* Gallagher, Timothy	75	Gill, Baljeet S.	17	Green, Mary C. Ms.	58	* Hall, Alan	123
* Flynn, Tom	157	* Gallagher, Troy	102	Gill, James A.	41	Green, Matthew	190	* Hall, Colin C.	167

Hall, David J.	15	* Harrison, Patricia Ms.	22	Hemingway, Ross	165	Hollis, Jon	153	Humphreys, Graham P.	184
Hall, Julian	119	* Harrison, Clare Ms.	173	* Hemsted, Andy	177	Hollow, Nathan	133	Humphreys, James	102
* Hall, Lindsey Ms.	189	Harrod, Bryan J.	16	Hemsted, Gillian J. Ms.	180	Holloway, Mick	103	Humphreys, Stephen R.	121
Hall, Martin	114	Hart, Glen J.	41	* Hemsted, Jemma L. Ms.	179	* Holloway, Richard	189	* Humphries, Guy D. R.	85
Hall, Michael J.	28	* Hart, Helena D. Ms.	9	Hemsted, Roger W.	178	Holman, Jonathan	179	Humphries, Herbert A.	185
Hall, Natalie Ms.	127	* Hart, Ian P.	184	Henderson, Chris	75	* Holmes, James	135	Huneke, Alison M. Ms.	166
Hall, Neil A.	86	* Hart, John R.	10	Henderson, Ian B.	110	Holroyde, Jack	34	Hunte, Claire Ms.	146
Hall, Philip	108	Hart, Nicola Ms.	32	Hendry, Kim Ms.	183	Holyday, William D. C.	93	Hunt, Dorothy M.	4
Hall, Richard P.	4	Hart, Stephen P.	167	Heneghan, Deborah Ms.	10	* Homan, Lisa Ms.	68	* Hunt, Doug	166
* Hall, Simon A.	39	Harte, Patrick D.	73	Hennessy, Serena A. Ms.	153	Honey, Simon	166	* Hunt, James	16
* Hall, Steven F.	15	Hartfield, Frederick B.	165	Henry, Charlotte A. Ms.	8	Honeygold, Derek J.	93	Hunte, Jonathan	160
* Hall, Susan M. Ms.	80	Hartfield, Joan M. Ms.	165	* Henry, Joan Ms.	134	Honor, Alison Ms.	135	Hunte, Colin A.	160
Hall, Zoe Ms.	65	* Hartley, Jon	157	* Hensley, John K. E.	92	Hooberman, Ben	109	Hunte, Rachel A. Ms.	40
Hallam, George	125	* Hartley, Matt	57	Henson, David C.	115	Hooberman, Simon	120	Hunter, Connie A. Ms.	185
Hallett, Andy	172	Hartness, Barry M.	94	* Henson, Graham	81	Hood, Alison Ms.	114	Hunter, Frances Y. Ms.	58
Halsall, Eleanor A. Ms.	121	Hartwell, Herbert R. R.	190	Henson, Joseph T. J.	27	Hook, Jeff	160	Hunter, Hamish	34
Halsall, Philip	92	Hartwell, Nichola D. Ms.	119	* Henson, Madelaine R. Ms.	38	Hooker, Sally R. Ms.	59	Hunter-Tilney, Ludovic J. G.	191
Halstead, Stuart	147	* Harvey, Angela A. Ms.	191	Henwood, Philip	122	Hooker, Sean	10	* Huntington-Thresher, Samaris V. C. Ms.	26
Halvorsen, Richard	102	Harvey, Charles	9	Henwood, William G.	53	* Hooks, Simon T.	126	* Huntington-Thresher, William K. E.	28
* Hambidge, Annie Ms.	152	* Harvey, David J.	191	* Hercock, Ned	62	* Hookway, Arthur	167	Hurur, Ertan	54
Hamdache, Benali	104	Harvey-Agyei, Jerome	179	Herford, George O.	109	Hooper, David J.	39	* Hurman, Suna	52
Hamid, Ahmed	190	* Hasan, Ahmet	51	Herford, Joel	145	Hope, Marc	153	Hurren, Paul W.	15
* Hamilton, Christine Ms.	51	Hasan, Mohammed	134	Herlinger, Peter M.	114	Hopkins, Alison F. Ms.	20	Hurst, Janet Ms.	127
Hamilton, David	124	Hasani, Naim	22	* Heron, Marlene S. Ms.	166	* Hopkins, Jack	121	* Hurt, David R.	15
Hamilton, David A. R.	178	* Haselden, Nigel	119	Heron, William J. F.	140	* Hopley, Yvette R. Ms.	40	* Husband, James A.	108
Hamilton, Ian W.	53	* Hashem, Ali	69	Herridge, Laura K. Ms.	165	Horah, Peter N.	94	* Husband, John	167
Hamilton, Joanne Ms.	52	Hashemzade, Ailar	16	* Herrington, Peter V.	177	Horn, Graham	91	Hussain, Afsoor	147
Hamilton, John N.	127	Hashmi, Tahir A.	79	Heseltine, Richard M. H.	104	* Horne, David J.	104	Hussain, Ahmed	172
Hamilton, Mostyn N.	185	Haslam, Brian	15	Hesketh, Ev Ms.	109	Horne, Mark	33	Hussain, Altaf	171
* Hamilton, Steve	69	Haslam-Jones, Andrew	34	Hesmondhalgh, Thomas	40	Horne, Peter J.	104	Hussain, Amran	46
* Hamitouché, Mouna Ms.	102	Hassan, Bilal	141	Hester, Simon	75	Horne, Stephen	152	* Hussain, Farah Ms.	147
Hamlyn, Susan Ms.	146	Hassan, Jafar	23	Hettiarachchi, Saira	11	* Horner, Monica A. Ms.	65	* Hussain, Forhad	141
Hammond, Alice Ms.	133	* Hassell, Danny	172	Heys, Richard D.	115	Hornsby, Myall A.	63	Hussain, Jakir	3
Hammond, Sally Ms.	133	Hastings, Robert G.	64	Heys, Tom	157	Horowitz, Joseph	63	Hussain, Kamal	140
* Hampton, Melanie C. A. Ms.	185	Hateley, Cherith C. Ms.	127	* Heywood, Rachel Ms.	120	Horowitz, Susan J. Ms.	69	Hussain, Mahmood A.	178
* Hamful, Renata	159	* Hatfull, Ross	147	Hickey, Ben	102	Horriggan, Ian	23	Hussain, Maqsood A.	180
Hancocks, Ben	172	Hatton, Peter	178	* Hicks, David A.	165	Horrocks, Matthew D.	153	Hussain, Shubana	172
Hancocks, Tatyana G.	171	Hatton, Thomas B.	120	Hicks, Harry	102	Horrox, Matthew J. B. B.	103	Hussain, Sulana A.	3
* Handley, Carl	125	Haven, Elenor J.	40	Hicks, Jeremy	127	Horten, Julie Ms.	47	Hussain, Syed I.	23
Handley, Deborah J. Ms.	10	Havery, Andrew J.	189	Hickson, Ghislaine C. Ms.	38	Horwich, Margaret J. Ms.	46	* Hussain, Zulfiqar	146
Hankinson, Lauren Ms.	189	Haves, Emily Ms.	160	* Higgins, Henry	92	Horwich, Zoe A.	3	Hussein, Mel Ms.	53
Hann, Colin W. A.	157	Hawkins, Julian A.	125	Higgins, Mark E.	11	Hosain, Mohammed B.	3	Hutchings, Alan	133
* Hanna, Jeff	75	Hawkins, Linda F. Ms.	125	Higgs, Simon J.	165	Hosking, Hilary C. Ms.	167	Hutchinson, Larry	121
Hanna, Judith E. Ms.	34	Hawkins, Matt	124	* Highfield, S.K.A.	177	Hoskyns, Katharine Ms.	189	Hutchinson, Oriel S. Ms.	104
Hannan, Zane	34	Hawksbee, Lee	180	Higton, Mark	68	* Hossain, Jean Ms.	22	Hutchinson, Gill Ms.	97
Hanney, Matthew T.	119	* Hawthorn, Linda R. Ms.	87	Hilyard, Luke	87	Houghton, Daniel	27	* Hutton, Anne C. Ms.	11
Hans, Meena Ms.	45	Hay, Martin C.	33	Hiles, Ceri R.	27	Hough, David	73	* Hyams, Louise R. Ms.	190
Hans-Barker, Rosalie C. Ms.	46	Hay, Marvin I. H.	178	Hill, Alasdair	10	Houghton, Daniel	33	* Hyde, Philip J.	86
* Hanson, Katie Ms.	65	Hayat-Khan, Ruhi	119	* Hill, Helen R. Ms.	153	Houghton, George	28	H yett, Nicholas C.	179
* Hanson, Marie T. Ms.	184	* Hayes, Andrew R.	119	Hill, Katie Ms.	115	Houghton, John P.	167	Hyland, Caroline C. Ms.	183
* Haque, Badrul	22	* Hayes, Chris	113	Hill, Mathew D.	40	Houghton, Marion Ms.	157	Hyland, David	172
* Haque, Shafiqul	171	Hayes, Daniel	93	Hill, Michael J.	125	Houngbo, William	113	* Hyland, Denise C. Ms.	57
* Haran, Jeevah	146	* Hayes, Helen E. Ms.	157	Hill, Robert	121	Houston, Neil	11	* Hylton, Orleen	32
Harbord, Gary L.	93	Hayes, Maddie Ms.	93	Hill, Thomas S. J.	29	* Houston, Ross S.	40	* Hynes, Steve	67
Harbron, Stephen	134	* Hayes, Mick	58	Hillier-Smith, Bradley	58	Howard, Anne Ms.	160	Ibars, Maria S. Ms.	43
* Harcourt, Wesley S.	68	* Hayes, Nick	146	Hillman, Paul	179	Howard, Charlotte G. Ms.	135	Ibbotson, Sally Ms.	21
Harding, Phil	10	Hayes, Noel A. P.	179	* Hills, John	63	* Howard, Janice Ms.	121	Ibelgauptas, Slava	17
Hardinge, Tom	93	* Hayhurst, Ben	63	Hills, Patricia A. Ms.	38	Howard, John	145	* Ibitson, Ami Ms.	123
Hardware, Robert	120	* Hay-Justice, Patricia Ms.	38	Hilton, Maja Ms.	58	Howard, John C.	63	* Ibrahim, Emine	74
Hardy, Karen Ms.	115	Hayles, Arthur L.	58	Hilton, Richard	10	Howard, John W.	75	* Ibrahim, Idris	140
Hardy, Peter	133	Haylett, Marianne Ms.	10	Hilton, Robin A. C.	34	* Howard, Kate Ms.	68	Ibrahim, Sara Ms.	70
* Hare, Bob	74	Hayman, Sheila Ms.	54	Hinchcliffe, Justin D.	54	Howard, Lisa Ms.	153	Ibrahim, Tahsin	53
Hare, David J.	120	* Hayward, Elaine Ms.	27	Hinds, Paul	80	Howard, Lucy Ms.	114	Idaikkadar, Thayapara	81
Harflett, Melissa Ms.	63	Hayward, Geoffrey E.	134	Hinkley, John S. H.	122	Howard, Robert D.	38	Iddu, Ahmed	63
* Hargreaves, Gerard N.	108	Hayward, Richard	53	Hinkson, Emma Ms.	32	Howard-Jones, Gavin T.	159	Ignnunubole, Oluwagbemiro	63
Hargreaves, Ian L.	109	* Hayward, Robert	157	Hira, Mukul	20	Howard-Lloyd, Colm	167	Ihenachor, Whitney	179
* Hargrove, Barrie J.	159	Hayward, Robert A.	34	Hirani, Kunal K.	179	Howe, Chris	178	Ikeazor, Nathaniel N.	151
Harley, David	153	* Hayward, Sarah Ms.	153	* Hirani, Krupesh J.	59	Howe, Jacqueline E. Ms.	99	Ilies, Andrei M.	178
Harling, Pamela J. Ms.	73	* Head, Clare O. Ms.	28	Hirsch, Joel A.	114	* Howe, Tina Ms.	166	Illott, Luke A.	10
Harlow, Martin	124	Head, Katherine M. Ms.	113	* Hisbani, Ambreen	85	Howell, Heather R. Ms.	151	Ince, John R.	27
Harman, Simon L.	122	* Head, Mike	76	* Hitchcock, Chrissie Ms.	86	Howell, John A. R.	153	Ingham, Paul W. E.	172
* Harmer, Eleanor Ms.	29	Head, Paul	33	Hitchin, Lisa J. Ms.	20	Hoves, James	147	* Ingleby, Mark	127
* Harmer, William P.	26	* Headlam-Wells, Jenny Ms.	57	Hitchin, Michael P.	42	Howes, Sue Ms.	177	Innes, Johnny	8
Harmes, David L.	38	Headdon, Tom	113	Hoad, Terry	179	Howie, Pat Ms.	99	* Ioannidis, Andreas	73
Harms, Tony	62	Healy, Gina R. Ms.	153	Hoar, Simon J.	73	Howlison, Robina M. Ms.	99	Inon, Mary E. Ms.	26
Harmsen, John	183	* Healy, Grant	108	Hockey, Len	22	Hoyle, Sarah J. Ms.	32	Iqbal, Asif	80
Harmsworth, Paul K.	93	* Healy, Pat Ms.	152	Hocking, Nancy Ms.	10	Hoyle, Sarah Ms.	161	Iqbal, Javid	97
Harnett, Connor R.	4	Healy, Suzanne Ms.	58	* Hoda-Benn, Aisha S.	186	* Hubber, David C.	68	Iqbal, Mick	20
* Haroon, Kashif	4	Heap, Jo	113	Hodge, Leonie G. Ms.	21	Huber, Jurgen	190	Iqbal, Qaisar	180
Haroutunian, Susan Ms.	59	Heap, Lesley A. Ms.	191	Hodges, Anthony W.	184	Huber, Jurgen	103	Iredale, Andrew	126
Harper, Indijana	73	Heap, Peter W.	113	Hodgetts, Lewis	184	Hudson, Daniel	141	Ireland, Angela M. Ms.	186
Harper, James M.	158	Heap, Trevor J. T.	98	* Hodgins, Paul C.	74	* Hudson, Lester T.	113	Iriajan, Samson A.	57
Harradine, Martin B.	15	* Hear, Harleen A.	75	Hoffman, Marian B. Ms.	184	Hudson, Susan Ms.	114	Irwin, Jonathon D.	185
Harrall, Lizzy Ms.	113	* Hearn, Kirsten Ms.	97	Hogan, Mary B. Ms.	147	* Hug, Adam	147	Isingoma, Rita C. Ms.	141
Harris, Aidan O. M.	52	* Hearn, Sam	145	* Hogg, Simon A.	79	* Huggett, Linda Ms.	147	Islam, Farrukh	147
Harris, Anthony	42	* Hearn, Simon	79	Hokam-Dahd, Imraan	185	Hughes, Alan	146	Islam, Jewel	172
Harris, Charles H.	32	* Hearn, Glen	185	* Holborn, Jack	184	Hughes, Andrea Ms.	126	Islam, Nurul	191
Harris, Charlie	63	* Heaster, Maurice A. S.	102	* Holden, Daniel	145	Hughes, Anna Ms.	65	Islam, Sirajul	157
Harris, Eileen V. Ms.	47	Heath, James H.	120	Holden, Richard J.	68	* Hughes, Christopher W.	3	Islam, Sirajul	171
Harris, Helen C. Ms.	124	* Heather, Gary	64	Holder, Ashburn	161	Hughes, David L.	53	Ismail, Ali Ms.	73
Harris, Ian	69	Heather, Julian	39	* Holder, Sharon Ms.	92	* Hughes, David M.	97	Ismail, Nizam A.	81
Harris, Janet D. Ms.	74	Heaton, Christopher	126	Holder, Tom	29	* Hughes, Elizabeth P. Ms.	97	* Ismail, Rakhia Ms.	103
Harris, Joanne F. Ms.	70	Heaton, Daniel R.	21	Holding, Fiona C. Ms.	166	Hughes, Jason R.	166	Ismail, Tracy A. Ms.	104
Harris, Kriss	122	Hebditch, Richard F.	157	* Holland, Claire Ms.	63	Hughes, Jon	63	Ive, David	11
Harris, Lorraine M. Ms.	4	Hector, Claudia Ms.	140	Holland, David R.	165	Hughes, Margaret R. Ms.	165	Ivens, James R.	120
Harris, Mary Ms.	108	Hedley, John	171	Holland, Eileen Ms.	87	Hughes, Michael	87	Ivimy, Lucy Ms.	69
Harris, Peter J.	4	Hedley, Steve	91	Holland, Julie Ms.	127	Hughes, Nicholas	63	Iverson, Greg	97
Harris, Ronald	41	Heemskerk, Clive	151	* Holland, Patricia M. Ms.	41	Hughes, Robert D.	185	Ivory, Philip	126
Harris, Stephen	40	Heer, Sarwan S.	146	Holland, Peter J. W.	114	Hughes, Roger	33	Iwi, Diana C. Ms.	8
Harris, Susan K. Ms.	29	Hegarty, Simon C.	74	Holland, Simon R.	85	Hughes, Terence T.	70	Jabbal, Paul	98
* Harris, Vicki Ms.	115	* Hehir, Joe	133	* Hollands, Steven L. V.	133	Hughes, Tim	34	Jack, Helen Ms.	34
* Harrison, Adam D. K.	32	Heinink, Colin	161	Holligan, Linda W. Ms.	4	* Hulle, Andy	103	Jackson, Barry	82
Harrison, Chris	152	Heinrich, Richard	122	Hollingsworth, Andrew	15	Hulme, Paul	15	Jackson, Henrietta A. Ms.	179
Harrison, Edward J.	119	Hellings, John	159	Hollis, Alexander O.	45	* Humphrey, Eric D.	114	Jackson, Judith E. Ms.	15
Harrison, Jane Ms.	152	Helmley, Simon	159	Hollis, Dabbie Ms.	45				
Harrison, Katherine L. Ms.	191	Helyar-Cardwell, Victoria Ms.		Hollis, Jenni					

* Jackson, Patricia M.	92	Johnson, Peter	185	Kassapis, Chris	32	Khan, Karl	11	Kumar, Sara	48
Jackson, Paul	91	Johnson, Pippa Ms.	191	Kataria, Dhiraj	23	Khan, Khalid	8	Kumar, Sasi	109
Jackson, Tamara Ms.	69	Johnson, Ronnie D.	59	* Kauffman, Allan G.	93	Khan, Koisor	98	* Kumar, Seema Ms.	45
Jackson-Roberts, Margaret Ms.	32	Johnson, Tim	102	Kaufman, Victor	103	Khan, Nasim A.	93	Kumar, Vedantha	9
Jacob, Alexander M.	183	* Johnson, Yvonne Ms.	48	Kaur, Asha	74	* Khan, Obaid	139	Kumpeson, Lucky	115
Jacobs, Geoffrey A.	10	Johnson-Paul, Nathan	115	* Kaur, Kamaljit	98	Khan, Pervaiz A.	178	Kurtaran, Alper	52
Jacobs, Geoffrey A.	92	Johnston, Matthew	33	Kaur, Parminder Ms.	94	* Khan, Rabina Ms.	173	Kwasnik, Marzena I.	62
* Jacobson, Abraham	62	Johnston, Peter	74	* Kaur-Thiara, Debbie Ms.	145	* Khan, Robert	102	* Kyeremeh, Matthew Y. A.	41
Jacobson, Charles J.	64	Johnstone, Jacqueline Ms.	183	Kawalec, Lidia	73	* Khan, Sabina Ms.	22	Kyriacou, Paul A.	160
Jacobson, Gita Ms.	64	* Johnson-Franklin, Liz Ms.	125	* Kay, Devra Ms.	103	* Khan, Sarfraz A.	48	* Labrom, Joan M. Ms.	124
Jacobson, Theodore	65	Jonas, Katalin	41	* Kay, Jenny Ms.	103	Khan, Shaeb	140	Lacey, Richard A.	23
* Jaeger, Liz Ms.	153	* Jones, Abigail Ms.	133	Kaya, Ertugrul	81	* Khan, Shafi	40	Lacey, Steven	97
* Jaffer, Saleha Ms.	121	Jones, Alan T.	48	Kayani, Azhar M.	179	Khan, Shasha	39	Ladipo, Jeil	158
Jafferali, Sumner	22	* Jones, Andrew M.	69	Kayani, Muhammad I.	180	Khan, Sophia P. M. Ms.	38	Lafford, George H.	47
Jahangir, Ibrahim	23	* Jones, Bert	146	Kaye, Jon	53	Khan, Tariq	173	Lago, Pat Ms.	160
Jahedi, Walye	141	Jones, Brian P.	92	Kaye, Victor	10	Khan, Yousuf	173	Laguda, Joy H.	141
Jaimongal, Anthony J.	152	* Jones, Candida A. R. Ms.	183	Kayikirian, Ali	120	Khanum, Rehana Ms.	80	Lailey, Richard G.	153
Jakeman, Simon	113	Jones, Catherine F. J. S. Ms.	32	Kay-Kreizman, Rodney	133	* Khatoon, Samata	34	Laing, Charles B.	140
James, Abraham	79	Jones, Daniel J.	34	Kay-Lambert, Lauren Ms.	34	* Khatra, Manjit K. Ms.	92	Laing, Myrtle V.	142
James, Doreen M. Ms.	45	* Jones, Denise Ms.	173	* Kazantis, John	122	* Khatri, Sury	10	Lake, Adam H.	124
James, Gareth K.	152	Jones, Elizabeth M. S. Ms.	34	Kazi, Abul M.	141	Khatun, Mazida	32	Lake, Martin	113
James, Heather L. Ms.	65	Jones, Elizabeth Ms.	120	Kazi, David	108	Khatun, Monwara	3	Lake, Matt	179
James, Heather M. Ms.	21	Jones, George A.	10	Kearney, Steve	113	Khatun, Nadia Ms.	3	Lake, Susan Ms.	22
James, Ian	85	Jones, Gerry	114	Kearns, Jacqueline E. Ms.	119	Khatun, Nasima	140	Laker-Mansfield, Claire Ms.	177
James, John C. U.	99	Jones, Graham R. G.	41	Keating, Chris	119	Khatun, Rahima	141	Lakhani, Amit	20
James, Krishna Ms.	80	* Jones, Howard	114	* Keazor, Nneka	52	* Khatun, Shiria Ms.	172	* Lakhmana, Kuldeep K. Ms.	93
James, Mark L.	53	* Jones, Jane E. Ms.	4	Keeling, Bill	109	Khokher, Sajid N.	81	* Lal, Gurmail S.	98
* James, Mark S.	58	Jones, Jennifer F. Ms.	59	Keen, Jennifer E.	120	* Khosa, Ben	152	Lalli, Del	97
James, Roger K.	54	* Jones, Lesley A. Ms.	23	Keen, Sandra G. Ms.	151	Khursheed, Imran	93	Lalobo, Caesar	76
James, Simon A.	113	Jones, Marc H.	178	Keenan, Gerard J.	119	* Khursheed, Mo	91	Lamb, Octavia M. Ms.	158
* James, Sizwe	59	Jones, Matt	21	Keep, Andrew	32	Kiff, Alan A.	3	Lamb, Simon	153
James, Stephen A.	16	Jones, Michael	16	Keever, Lourdes M. Ms.	73	Kilby, Chris	172	* Lamb, Sunny	146
* James, Tim R.	178	Jones, Michael	64	Keidan, John	127	Kilby, Gillian Ms.	74	Lambert, Brian	160
James, Trevor I.	81	Jones, Mike	108	Keith, Lauren Ms.	21	Kilduff, Frank	46	Lambert, Danny	70
James, Virginie P. S. Ms.	80	* Jones, Penny Ms.	46	* Kelcher, Matt	21	Kilduff, Lisa A. Ms.	46	Lambert, Emily Ms.	124
Jameson, Cecilia Ms.	139	Jones, Peter	64	Kelk, Peter	115	Kilinc, Ergun	73	Lambert, Robin A.	122
* Jamu, Amardeep S.	4	Jones, Peter	125	* Kellaway, Alec J.	139	Kim, Mi S.	114	Lambert, Stephen W.	178
Janiszewska, Barbara M. Ms.	125	* Jones, Phil	32	* Keller, Eileen S. Ms.	4	Kimm, Irene Ms.	122	* Lammiman, Jean Ms.	80
Jaques, Michael R.	16	Jones, Philip	134	Kellett, Adam	38	Kimm, Tony	120	Lampitt, Andre	135
Jaques, Stephen K.	87	Jones, Simon C.	38	Kellett, Ian	114	Kinchen, Jill Ms.	93	Lancucki, Kay Ms.	75
Jarche, Mohamad A.	99	Jones, Tim	108	Kellman, Jim	146	Kinchen, Oliver C.	91	Lander, Carole D. L. Ms.	167
Jarche, Nada	97	Jordan, Joe	63	* Kelly, Alison Ms.	33	* Kind, Ben	119	Landeryou, Rita I. Ms.	111
Jarche, Sana	99	Jorgensen, John	76	* Kelly, Anthony J.	46	Kind, Tessa Ms.	114	Landon, Michael S.	48
* Jarjusey, Phoday S.	91	Joseph, Barry N.	161	Kelly, David J.	103	King, Andrew	113	Lane, Deborah Ms.	153
Jarrett, Charles	121	Joseph, Bertha J. Ms.	21	* Kelly, Judy A. Ms.	93	King, Charles	39	Lane, Sandra Ms.	159
Jarvis, Graham A.	166	Joseph, Mags Ms.	104	Kelly, Lesley S. Ms.	86	King, Clarence G.	63	Lang, Bill	166
* Javed, Muhammed	146	Jovic, Miladen	180	Kelly, Linda Ms.	64	King, James	34	Lang, Helena Ms.	151
* Javelot, Miguel	166	Jovic, Pamela Ms.	178	Kelly, Peter	119	King, Jan E. Ms.	58	Lang, Peter	62
Javes, Howard T. C.	8	* Joyce, Ed	165	Kelly, Richard E.	3	King, Joshua M. P.	27	* Langleben, Adam	11
Jawad, Ali M. A.	23	Joyce, Seamus	151	Kelly, Robin P.	16	King, Maisie Ms.	33	Langley, Rowan N. C.	81
Jayasundera, Niranjan R. A.	113	Juby, Richard W.	15	* Kelly, Steven J.	85	King, Michael J.	161	* Langstead, Brenda M. Ms.	17
Jayawardane, Hapuarachchige A.	82	* Judge, Andrew	133	Kelsey, Tonya Ms.	17	King, Neil A.	173	Lankaster, Charles	122
Jeal, David M.	51	Judge, Tony	45	Kemball-Cook, Geoff	51	King, Richard	179	Lannon, Haude Ms.	150
* Jeanes, Mary-Jane Ms.	135	* Jukes, Eric	52	Kemp, Philip H.	158	King, Robert	38	Lansana, Eric	159
Jeanmaires, Pierre	10	Jupp, Mathew	121	* Kender, Barry	79	* King, Sarah Ms.	160	Laporte, Frederique	40
* Jeapes, Clare Ms.	102	Juriansz, Alan M.	153	Kendrick, Dominic	34	* King, Stuart T.	42	* Lappage, Bernie	52
Jeffers, Eclena	20	Justham, Bernard C.	17	Kendrick, Susan M. Ms.	47	Kinrade, Robin J.	92	Larby, Amanda E. S. Ms.	40
Jeffery, Jack	75	Juthani, Samir	80	Kennedy, Alexandra Ms.	69	Kinsler, Hazel M. Ms.	52	* Largon, Robert	69
Jefferys, David B.	29	* Kabir, Humayun	38	* Kennedy, Alicia P. Ms.	124	* Kirby, Anne G. Ms.	161	Larkin, David	64
Jeffrey, Marlyn	41	* Kabir, Sandra Ms.	22	* Kennedy, Chris	63	* Kirby, Christopher C. A.	59	Larmouth, Dawn Ms.	48
* Jeffrey, Stella Ms.	126	Kaczynski, Zeynep	75	Kennedy, Kathy Ms.	69	* Kirby, Linda Ms.	133	Larner, Lorraine C. Ms.	3
Jeffreys, David P.	167	Kaczynska-Nay, Eliza Ms.	75	Kennedy, Kenneth R.	177	Kirby, Peter T.	38	* Lasharie, Beini	109
Jefkins, Heather J. Ms.	42	Kadhum, Muhammad J.	47	Kennedy, Laura Ms.	68	Kiss, Charlie	103	Lashmore, Teena Ms.	63
Jefkins, John M.	39	Kadir, Kamuran M.	52	Kennedy, Paul	70	* Kissin, Ashley	145	Latham, Peter A. G.	38
Jegorovas, Ernestas	103	Kailasapillai, Haran	113	* Kennedy, Roy F.	124	Kisubi, Michael	52	* Latif, Abdul	135
* Jemal, Jansev	53	Kaiseriman, Mohammad A.	81	Kennedy, Wally	93	Kitching, Russ	189	Latif, Amir	9
Jenkins, Ruth Ms.	64	Kakumanu, Amal R.	141	Kennedy, Winston D.	141	* Kitkovska, Natalija Ms.	3	* Latif, Najeeb Ms.	135
Jenkinson, Cara Ms.	74	Kakumanu, Sashir R.	141	Kennet, Thoby	190	Kitson, Clyde	177	Latif, Sunny M. Ms.	140
Jenkinson, Chris	73	Kalaam, Muhammad	103	* Kenny, Sally Ms.	134	Kitson, Julie Ms.	124	Latim, Alex O.	140
Jenner, Emmett W.	26	Kalar, Amo	102	Kenny-Green, Leslie W.	41	Kiyingi, Yahaya D.	8	Latimer, Robin	102
Jennings, David	161	Kaleem, Ashfaq	82	Kenny-Green, Rachel E. M. Ms.	41	Klein, Alan H.	93	Lattimore, Eric F.	74
Jennings, Madeleine Ms.	32	Kali, Imran	134	Kenrick, Joel	69	* Klier, Helen Ms.	127	* Lauder, Lorraine Ms.	158
Jewell, Rick J.	53	Kalinowski, Jarek	97	Kent, Amanda Ms.	46	* Klute, Martin	104	Lauder-Atkins, Madeleine C. Ms.	79
* Jewitt, Karen A. Ms.	41	Kaltman, Mimi Ms.	21	Kent, Nicholas H.	125	Knight, Cedric	64	Laughton, Dawn	11
* Jeyaranjan, Thavathuray	147	* Kalwala, Zaffar V.	22	Kenton, Michael J.	98	Knight, Emily Ms.	139	Laurence, Rachel Ms.	121
Jhootti, Jin	97	Kamali, Sabia Ms.	171	Keogh, Clare Ms.	115	Knight, Gareth	139	Laurence, Michael	51
* Jiagge, Doris A. M. Ms.	53	Kanal, Shalu C. Ms.	184	Keogh, Jason P.	52	Knight, Helen L. Ms.	94	Lavery, Anne D. M. Ms.	75
Jiggins, Susan A. Ms.	85	Kandinsky, Gary M. A.	160	Keogh, Mike	125	Knight, James P.	39	Lavery, Eddie	91
Jimenez, Juan	32	Kane, Deborah A. Ms.	27	* Kepez, Adeline	52	Knight, John W.	81	Laville, Jayne K. Ms.	39
Jirira, Nancy Ms.	32	Kane, James N.	63	Kerr, James G.	127	Knight, Patricia F. L. Ms.	42	Lavin, William B.	160
Joachim, Margaret J. Ms.	45	Kane, Tony	134	Kershaw, Hannah L. Ms.	122	Knight, Stephen	93	Law, Bob	160
Jobanputra, Nilesh	81	* Kang, Swarn S.	48	Kershaw, Paul J.	52	* Knight, Stephen J.	153	Law, Douglas P.	126
Jobson, Paul M.	141	* Kangethe, Elizabeth W. Ms.	4	Key, Daniel	159	* Knowles, Adrian C.	183	* Law, Jane V. Ms.	69
* Joel, Charles	27	Kankima, Umar F. Y.	86	Key, John	62	* Kober, Claire Ms.	75	Lawbury, Jo	59
* Jogue, Adam	74	Kannan, Durai	140	Keynes, Toby W.	166	* Kohli, Sanja	48	Lawlor, Wayne J. P.	41
* Jogia, Ameet	79	* Kansagra, Suresh L.	21	Keys, John	47	Koller, Melinda Ms.	75	Lawrence, Robert	134
* John, Peter	160	Kanumansa, Alhaji	158	Khaira, Gurinderjit S.	47	Konate, Lamine	161	Lawrence, Tom	125
John, Sian B. Ms.	10	Kaplan, David	74	Khakhira, Ragesh	38	Konechni, Sasha Ms.	81	Lawson, Alexander G.	74
John-Richards, Susan Ms.	185	Kaplan, Mathilde Ms.	80	Khalid, Saifullah	81	Koranteng, Janet L. Ms.	4	Lawson, Valerie Ms.	50
Johnson, Andrew	68	Kapoor, Anita Ms.	46	Khalid, Zarina Ms.	46	Koshy, Bilju	141	Lawson, Yvonne Ms.	13
* Johnson, Andy	113	Kapoor, Ashok K.	48	Khalil, Sarosh	46	Kosta, Peter	108	Layzell, Kevin H.	86
* Johnson, Ben	158	Kapoor, Neena Ms.	47	* Kha' Lique, Taz	171	Kotecha, Janu	20	Le Marchant, Silvia Ms.	190
* Johnson, Benjamin R.	185	Kar, Krishan K.	3	* Khan, Ahsan	178	Kothari, Daviyani R.	34	Le May, Clifford J.	40
Johnson, Christopher	40	* Kara, Manji K.	79	Khan, Ajab	141	Kothia, Sadiq	147	Leach, Valerie Ms.	33
* Johnson, David	85	Kara-Isitt, Fawzia Z. Ms.	93	* Khan, Aminur	174	Kouadio, Denis	135	* Leaf, David	36
Johnson, David C.	22	Karashani, Ruth Ms.	139	Khan, Anwar A.	171	Kousoulou, Garry A.	53	Leaman, Sydney	104
* Johnson, Donald M.	69	Kareem, Khafj Ms.	68	Khan, Ayub	145	Kowalczyk, Zbigniew G.	81	Leaver, Timothy	51
Johnson, Faith Ms.	139	Karia, Sanjay	81	Khan, Azizur R.	173	Kowalska, Helena M. Ms.	120	Leavers, Barry	33
Johnson, Geoffrey	9	* Karmel, Alex	69	Khan, Basheer U. H.	186	Krajewski, Andrzej	62	Lee, Adrian H.	99
* Johnson, Heather Ms.	34	Karnani, Richa	8	* Khan, Bernadette Ms.	42	Krawokwiak, Peter	53	Lee, Andrew J.	125
Johnson, Helen B. F.	179	Karwal, Radhesham	98	Khan, Faruk	171	Kruzycka, Karen H. Ms.	85	Lee, Audrey Ms.	179
Johnson, Julie Ms.	9	Kasab, Sara M. C. Ms.	58	Khan, Habibullah Ms.	135	Kuha-Kumaran,	98	Lee, Daniel	93
Johnson, Mark P. A.	42	Kasanga, Geeta M. Ms.	171	* Khan, Hanif A.	141	Kanagasabaapathy	82	Lee, Gillian Ms.	58
Johnson, Martin A.	115	* Kaseki, Jean R.	104	Khan, Jawad	149	Kular, Gurpal S.	48	Lee, Graham J.	91
* Johnson, Martin D.	184	Kasprzyk, Stefan A.	103	* Khan, Johar	171	Kumar, Ashok	146	Lee, Nicholas	62
Johnson, Paul H.	28	Kassam, Sara Ms.	145	Khan, Junaed	108				

Lee, Penny Ms.	157	Lock, Max	69	Macmanus, Harry	93	Marotta, Gino M.	167	* McCallum, Hamish	160
Lee, Tony	126	Locke, Christopher E.	185	Macmillan, Richard	172	* Marquis, Sarah-Louise L. Ms.	20	* Mccartan, Ciaran	46
Leech, Jess Ms.	125	Locke, Diana Ms.	153	* Macmillan, Sue Ms.	70	* Marriner, Howard C.	15	Mccarthy, Claire Ms.	20
Leeming, Simon D.	28	Locker, John A.	183	Macnair, Rebecca Ms.	122	* Marriott, Julianne Ms.	139	* Mccarthy, Michael A.	3
* Lee-Parsons, Helen Ms.	153	Lockie, Jim	79	Macri, Sarah J. Ms.	191	Marriott, Michael H.	28	Mccarthy, Michael L.	86
Lees, Michael J.	10	Lockington, Betty M. Ms.	16	Macveigh, Joseph E.	87	Marriott, Sean D.	121	Mccartney, Mick	15
Leigh, Dominic	62	Lockwood, Alisa N. Ms.	160	Macveigh, Vivian Ms.	133	Mars, Leila Ms.	32	* Mccausland, Piers C.	183
Leighter, Hilary F. Ms.	94	Lockyer, Roger W.	189	* Maddan, James P. R.	185	Marsden, Alistair	108	Mccclinton, Michael G.	180
Leighton, Rachel A. Ms.	69	Lodge, John M.	68	Madewell, Stuart	173	Marsden, Elizabeth A. Ms.	40	Mccole, John	86
* Leitch, Rob	17	Loewenstein, Caroline A. Ms.	152	* Madlani, Rishi	32	Marsden, Madelaine J. Ms.	87	Mccolgan, Catherine B. Ms.	47
* Lekau, Averil A. Ms.	59	Lofur, Nund	179	Maffei, Liz Ms.	119	Marsdon, Derek J.	92	Mcconnell, Matthew D.	121
Lello, Peter J.	125	Logan, Mark	87	Magrath, Ian M.	26	* Marsh, Chris	121	* Mccormack, Maeve Ms.	33
Lemanowicz, Paul	75	Lohendran, Logie	133	Magudia, Mihir	102	Marsh, Peter J.	184	Mccooy, Jaymie	16
* Lemonides, Dino	53	* Lomas, Andrew P.	108	Magudia, Rosie Ms.	102	Marshall, Alison C. Ms.	91	* Mccooy, Jayne L. Ms.	167
Lennon, Dawn Ms.	140	Lomas, Mark	171	* Maguire, Mary Ms.	52	* Marshall, Andrew	34	Mccracken, Robert	33
Lenon, Hugh	135	Lomas, Matt	172	* Mahfouz, Bassam	47	* Marshall, Denise Ms.	74	Mcdermott, James E.	3
Leon, Robert A.	153	London, Terence	3	* Mahmood, Arshad	20	Marshall, James R.	33	Mcdermott, Natasha Ms.	52
Leonard, Julia A. Ms.	91	* Long, Janice E. Ms.	20	* Mahmood, Asim	179	* Marshall, John L.	9	* Mcdermott, Sarah C. Ms.	184
Leonard, Mark	52	Longe, Simbiat O.	40	Mahmood, Imran K.	40	* Marshall, Quentin N. J.	108	Mcdermott-Hill, James D.	167
Leonida, Leonidas	74	Longfield, Myles	11	Mahmood, Naila Ms.	180	Marshall, Susanne Ms.	147	Mcdonald, Alan J.	183
Leons-Marder, Pamela Ms.	152	* Longstaff, David	10	* Mahmood, Tariq	47	Marshall, William	69	Mcdonald, Margaret T. Ms.	94
Leosz, Izabel Ms.	63	Longworth, Christine Ms.	68	Mahmoodi, Jahan	20	* Marston, Richard G. P.	167	Mcdonald, Peter L.	94
Leport, Jerry E. H.	177	Loosemore, John	28	* Mahmud, Saima	178	Martin, Ben	101	Mcdonald, Strachan D.	184
Leport, Joseph	177	Loosemore-Reppen, Gerda C. Ms.	26	Mahon, Eamonn M.	85	Martin, Bill	93	* Mcdonnell, Leslie F.	183
Leppeert, Julian	146	Lopez, Jenny Ms.	62	Maines, Chris	124	* Martin, Dee Ms.	47	Mcentee, Paul S.	92
* Lescott, Charles A.	183	Lopez-Turner, Andre	33	Main-Ian, Bill	165	Martin, Edward A. J.	86	Mcevoy, Stephen M.	99
Leslie, Isabella W.	29	Lorber, Paul	22	Majinah, Rustam G.	153	Martin, Elizabeth Ms.	185	Mcewen, Freda Ms.	59
Less, Aicha Ms.	190	Lord, Peter	133	Majid, Abdul	97	Martin, Linda Ms.	94	Mcfarlane, Gary	75
Lester, Adam	34	Lothian, Kirsty A. Ms.	157	Majid, Husneara	4	* Martin, Maxi Ms.	135	Mcfarlane, George N.	58
Lester, Rachel Ms.	120	Lott, Jac	115	Major, John	91	* Martin, Philip G.	87	Mcgann, Martin T.	184
Letchford, Brenda M. Ms.	52	* Louki, Tony	99	Major, Lesley Ms.	91	* Martin, Richard R.	152	* Mcgannon, Mac	15
Letchford, Graham W.	52	Louros, Annabelle Ms.	109	Mak, Alan	171	Martin, Simon T.	98	Mcgarry, Gerry	178
* Letts, Toni E. Ms.	40	* Loveday, Mark A.	69	* Makarau Schwartz, Kaya Ms.	103	Martin, Tom	120	Mcgawin Lees, Beatriz Ms.	153
Lever, Dawn R. Ms.	166	* Loveland, Jean Ms.	151	Maकेpeace, Donald	151	Martin, Tony L.	39	Mcgeary, Christine A. Ms.	85
Levin, Martin	177	* Lovesey, Helen A. Ms.	8	* Makin, Russell	133	* Maru, Ajay	170	Mcgeary, Paul S. L.	86
* Levine, Kathy Ms.	8	Lovesey, Thomas S. F.	40	Makwana, Heena Ms.	92	Mascall, Ben	82	Mcgeary, Siobhan A. Ms.	86
Levine, Paul	10	Low, Sam	121	Makwana, Neil	40	* Mashari, Roxanne Ms.	23	Mcgeevor, Kate Ms.	51
Levitass, Ben	75	Low, Sampson E. D.	153	* Malcolm, Gary	48	Masih, Sahar	180	Mcgill, Anthony M.	91
* Levy, Derek	53	Lowe, Karen S. Ms.	124	Malet, Henrietta Ms.	68	Masih, Shakila	141	* Mcglone, Paul	120
* Levy, Michael	64	Lowe, Maire Ms.	45	Malham, Mary Ms.	127	* Maslin, Paul	126	Mcgowan, Daniel	171
Lewer, Ian P.	186	Lowe, Sebastian M.	119	Malhotra, Mukesh	98	* Mason, Angela Ms.	32	* McGowan, Donald	52
Lewin, Andrew A.	99	Lowe, Victoria E. Ms.	121	Malik, Cosette	133	Mason, Emily J. Ms.	92	Mcgowan, James	32
Lewington, Irene M. Ms.	65	Loxton, Lewis	45	Malik, Karamat A.	98	* Mason, Pat Ms.	109	Mcgowan, Mike	74
Lewinson, Leslie P. Ms.	81	Lucas, Charles	135	* Malik, Khulique A.	97	Mason, Peter	184	Mcgowan, William B.	21
* Lewis, Audrey R. Ms.	189	Luce, Mnenna S.	141	Malik, Nazir	134	* Mason, Peter E. J.	46	Mcgrane, Stephen	167
Lewis, Claire Ms.	76	* Lucia-Hennis, Geraldene A. Ms.	16	* Malik, Nisar A.	98	Mason, Peter S.	3	Mcgrath, Simon	135
Lewis, Emma L. Ms.	57	Lucking, Conor C.	4	Malik, Raheela B. Ms.	92	Mason, Ruth G. Ms.	3	Mcgrath, Simon	172
Lewis, Glyn	4	Luder, Nicholas	190	Malik, Shahnaz	179	Masood, Naser	178	* McGregor, Gerald A. R.	93
Lewis, John D.	22	* Lufkin, Richard	64	Malin, Andreea Ms.	53	* Massey, Donald	16	Mcgregor, Kieran T.	53
Lewis, Kristina Ms.	102	Lukasik, Marian	52	Malins, Richard W.	97	Massey, Jane Ms.	157	* Mcguirk, Kath Ms.	11
Lewis, Michael J.	57	Lukye, Frank	69	Malinski, Patryk	97	* Massey, Sharon M. Ms.	16	Mcguirk, Mary P. Ms.	9
* Lewis, Oliver	33	* Lukey, Vivienne J. Ms.	68	* Mallett, Toni Ms.	76	Massow, Ivan J.	34	Mcguirk, Sheila Ms.	30
Lewis, Oliver	40	Lumb, Sally Ms.	75	Mallick, Saghaer A.	68	Masters, Adam R. E.	93	Mcilveen, Robert	27
* Lewis, Richard A.	92	Lumb, David K.	190	Mallick, Ulla I. E. Ms.	93	Masters, Alan B. R.	94	Mcilraith, Andrew	126
Lewis, Roger O.	124	Lumsden, Ashley	122	Mallory, Jim	126	Masters, Eric L.	114	Mcinerney, Amanda H. Ms.	86
* Lewis-Lavender, Brian	135	Lunat, Imtyaz	65	Malone, Anna Ms.	104	Masters, Mary Ms.	114	Mcinerney, Peter J.	86
* Lewis-Lavender, Gilli Ms.	135	* Lury, Rebecca Ms.	158	Malone, Brendan J.	52	* Masters, Susan R. Ms.	150	Mcintosh, Barbara E. Ms.	91
Lewry, Stanley D.	63	Lusher, Peter A.	9	Maloney, Michael J.	151	Masters-Kelly, Conor	147	Mcintyre, Elana Ms.	165
Ley, Brian J.	80	Luthra, Vijay	157	Malt, Sylvia Ms.	16	Mathen, Kim M. Ms.	92	Mckay, Anthony	3
* Leyland, Claire-Louise Ms.	32	Luxton, Sue Ms.	126	Mama, Steve	114	Mathewson, Alen J.	191	Mckelvie, Allan	68
Liehl, Lisabeth Ms.	122	Lyken, Herman A.	38	Mambulmh, Joseph	4	Mathias, Lawrence J.	80	* Mckenzie, Clay	63
Light, Pamela M. Ms.	86	Lyle, Juliet D. Ms.	190	Mammatt, Liz Ms.	97	Mathias, Richard	145	Mckenzie, Jamie R.	139
* Lightfoot, Warwick M.	109	* Lymer, Katherine L. Ms.	26	Manalo, Maria C. Ms.	11	* Mathias, Tania W. Ms.	152	Mckenzie, Kay Ms.	139
Lilly, Janet B. Ms.	48	Lynch, Angelina Ms.	80	Manasseh, Philippa J. Ms.	109	Mathis, Ben	62	Mckenzie, Steven W.	17
Lim, Mark	102	Lynch, Noel T.	9	Mangera, Elyas	80	Mathur, Shashi Ms.	93	Mckenzie, Winston T.	41
Lim, Victoria A. Ms.	104	Lynch, Noel T.	74	* Manley, Rory	32	* Mathys, Wendy G. L. Ms.	167	Mckeon, Christopher	134
* Limbajee, Kheyvin	178	* Lynch, Paul K. J.	97	Mann, Amrit	98	Matin Talukdar, Abdul	38	Mckeown, Ben	120
Linacre, Emma K. Ms.	157	Lyne, Ciaran	159	Mann, Brian	11	Mattey, Cherry M. Ms.	165	Mckeown, Paul J.	93
* Linden, Sophie Ms.	63	Lynne, Laura S. Ms.	46	Mann, Eliza P. Ms.	160	* Mattey, Nick	165	Mckernan, John	85
Lindsay, Andrew	165	Lyon, Michael G.	166	Mann, Gabby Ms.	103	* Matthews, Barbara Ms.	85	* Mckie, Guthrie	189
* Lindsay, David C.	109	Lyons, Eleanor J. Q. Ms.	157	* Mann, Gurmit K.	47	Matthews, Heather J. F. Ms.	47	Mckinnell, Pauline A. Ms.	11
Lindsay, Fern C. Ms.	121	* Lyons, Gerry	177	Mann, Hugo C.	167	Matthews, Liz Ms.	135	* Mckinney, Susan E. Ms.	184
Linchforth-Hall, Maria R. Ms.	157	Lyons, James	63	* Mann, Jennifer M. Ms.	74	Mattsson, Paul	63	Mckirdy, Cam	91
Ling, Philip	135	* Lyons, Jane B. Ms.	161	Mann, Maya Ms.	58	Matusевичs, Allan	165	Mckittrick, Jamie	68
* Linnette, David R.	152	Lyons, Joseph A.	158	* Mann, Rajinder S.	47	* Maugham, Claire Ms.	157	Mclaren, Matt J.	51
Linskey, George S.	10	* Lyons, Kitty Ms.	54	Mann, Stephen J.	38	Maund, Alan R.	9	Mclaren, Tom	145
Linton, Bill	54	Lyons, Roger	185	Mann, Susan Ms.	10	Maurice, Michael	22	Mclaughlin, Chris	135
Linton, Martin	93	Lyven, Donald	10	Mannan, Charles	189	Maurice-Jones, Leon	122	* Mclean, Charlene Ms.	141
Linton, William A.	93	Mabbutt, Simon F.	97	Manners, Nick	104	Mawsdley, Paul M.	120	Mclean, Nicholas	134
Lipka, Agnieszka Ms.	97	Maby, Deborah Ms.	104	* Manro, Shital V. P.	47	Mawji, Ben	58	Mclean, Seymour A.	183
Lipscomb, Helen Ms.	73	Macadangang, Eva Ms.	141	Mansell, Charles J.	166	* May, Christine E. Ms.	58	Mclean-Wait, Louis	58
Lister, David	20	Macarthur, Donald N.	22	* Mansell, Margaret R. Ms.	40	May, Paul R.	113	* Mcleish, Lloyd	21
Lithgow, Jane A. Ms.	140	Maccauley, Edith	134	Mansfield, Barbara Ms.	133	Maybin, Lee N.	53	* Mclennan, Margaret A. Ms.	21
Little, Bob	48	Macbean, Nicola C. Ms.	151	Mansfield, John	133	Maycock, John B.	45	Mclennan, Olivia Ms.	17
Littlechild, Graham V.	87	* Maccarth, Allan J. H. D.	57	Manton, Charles W. E.	167	Maydon, Benjamin C.	52	Mcleod, Cheryl Ms.	127
* Littlejohn, Sally Ms.	177	* Macdonald, Alaina Ms.	184	Manton, Paul I. C.	39	Mayers, Josephine F. Ms.	108	Mcleoughlin, David	99
* Littler, Harrison	108	Maccdonald, David J.	121	Maples, David T.	185	Mayers, Marcus	126	* Mcmanus, Patrick R.	165
* Littlewood, Bob	147	Maccdonald, Duncan C.	10	Maples, Laurence A.	184	Mayers, Patrick G.	99	Mcmillan, Paul M.	38
Litwin, Craig J.	85	Maccdonald, Gillian L. Ms.	15	Marah, Maxwell L.	139	* Mayne, Ed	109	Mcmillan, Robert A.	121
* Livett, David G.	27	Maccdonald, Sylvia Ms.	38	Marasco, Francesco	8	Maze, Brian	140	Mcnally, Tim	157
Livett, Mark D.	28	Mace, Colin A.	178	Marasco, Francesco E.	8	Mazhar, Diba	80	* Mcnamara, Stuart J.	73
* Livingstone, Richard	159	Mace, Dolly Ms.	159	Maravala, Filly Ms.	146	Mazumdar, Rakesh	184	Mcneillis, Andrew J.	174
Llewellyn-Rothschild, Marcus C. S.	85	Machado, Pedro M.	159	Marcel, Brian A.	151	Mazumdar, Sarbani Ms.	183	Mcnulty-Howard, Anton C. P.	152
* Lloyd, Chris	58	Mackay, Maxine Ms.	126	* Marchant, Daphne Ms.	122	* Mbach, Anna Ms.	178	Mcqueen, Nicholas	173
Lloyd, Jonathan	178	Mackay, Stuart M.	167	Marchus, Simon	33	M'Barki, Hayat S. Ms.	3	Mcqueen, Pauline Ms.	173
Lloyd, Matthew	80	Mackie, Michael J.	151	Marder, Barnaby J. L.	152	Mbe, Alain	141	* Mchane, Jonathan	63
Lloyd, Susan H. Ms.	153	Macklin, John R.	178	Mardner, Clive B.	57	* Mbe, George S.	52	Mcsbane, Liz Ms.	73
Lloyd, Tony	127	* Mackover, Sam	109	Margolis, Eleanor Ms.	160	Mboga, Richard	57	Mctasney, Kathy Ms.	172
Loake, Grace A. Ms.	51	Maclare, Jane S. Ms.	159	Margolis, Catherine A. Ms.	9	Mcaleer, Mark	135	Meaby, Charles	140
* Loakes, Clyde	179	* Macleod-Cullinane, Barry	79	* Marikar, Kairul	82	* Mcallister, Patricia Ms.	190	* Mead, Dudley S.	40
Lobidel, Denis	75			* Marius-Alexandru, Ostaffe	189	* Mcalmont, Anthony	3	* Mead, Margaret V. Ms.	39
Lobo, Carsten M. A.	179			Mark, Roger	151	Mcarthur, Hamish A.	75	Meagher, Sarah J. Ms.	153
Lochner, Diana Ms.	171			* Markham, Michael J.	178	Mcaskie, Pete	123	Mears, David	139
Lochner, Wayne	172			Marks, Melvyn	146	* Mcauley, Conor M.	139	Measure, Bill	178
Lock, Abigail M. E. Ms.	165			Marks, Sarah Ms.	159	* Mccabe, Peter	134	Measure, Maureen C. Ms.	178
				* Marlow, David J.	79	Mccabe, Peter	153	Medina, Montse	114

Medway, John R.	120	* Misir, Robby	86	Motion, Paul W.	99	Najman, Livvy Ms.	166	North, Ferdy	173
* Meehan, George F.	76	Mistri, Bharat	81	Motley, William M.	21	Nally, Steve	121	North, Lloyd L.	108
Meerabeau, Liz Ms.	113	Mistry, Kanta	22	Mott, Stewart A.	86	Namwanje, Prossy Ms.	141	North, Tiz Ms.	166
Mehari, Betty Ms.	119	Mistry, Ramila	20	Mougenot, Tim	191	Nandhra, Bhupinder K. Ms.	80	Northcott, David A.	48
Mehmet, Ibby	15	* Mitchell, Alan	97	Moulton, Henry	133	Nandhra, Prakash K. Ms.	81	Norwood, David	73
Mehmet, Oliver O.	51	Mitchell, Alex	93	* Moulton, Onagh Ms.	135	Nankivill, Mark	147	* Nosesgeb, Florence Ms.	119
Mehmood, Rbee	20	Mitchell, Beth Ms.	134	Moulton, Thomas	134	Napier, Patricia J. Ms.	104	Nott, Christopher J.	177
* Mehrban, Shaida	98	Mitchell, John W.	48	Mouncey, Penny Ms.	167	* Naqvi, Ammar	8	Nott, Jon	103
Mehta, Snehaj	22	Mitchell, Jonathan S.	158	Mouncey, Phil	167	Naqvi, Mona Z. Ms.	97	Nowacki, Adam	139
Mehta, Viral R.	40	* Mitchell, Louise C. Ms.	177	Moyes, Martin R. C.	103	* Nardelli, Nicola I. Ms.	184	Nowobilski, Alina Z.	63
Meiklejohn, Christina L. Ms.	45	* Mitchell, Michael	161	* Moylan, Daniel M. G.	109	* Narenthira, Nagus	8	Noyan, Metin	53
Meisner, Sean	177	Mitchell, Murle	177	Moyo, Owen	139	Nargund, Praful	135	* Noyce, Christopher D.	81
* Meldrum, Jackie Ms.	120	Mitchell, Paula J. Ms.	180	Mrewa, Charles	139	Nash, Elizabeth J. Ms.	153	* Nsumbu, Viya Ms.	70
Melia, Alex L.	20	* Mitchell, Timothy J.	190	Mudhar, Bob S.	141	Nash, Paul D.	27	Nundy, Simon J.	124
Melia, Nigel M.	122	Mitchell, Tom	46	Mudhar, Narinder S.	79	Nassif, Aline Ms.	189	Nunn, Ben	34
* Melican, Joyce H. Ms.	167	Mitford, Matty	34	Mudie, Kathleen G. Ms.	177	Natelson, Solomon O.	11	Nunn, Robert	93
Mellor, Pat	48	* Mithani, Vina V. Ms.	80	* Mugglestone, Barry	85	Nathan, Adam	124	* Nunn, Stephanie Ms.	85
* Mellor, Russell L.	27	* Mittra, Arjun K.	9	Muhammed, Alan S.	102	Nathan, Peter D.	99	Nurse, Angela D. Ms.	17
Mellows, David H.	9	Miucci-Casale, Fernanda G. Ms.	183	Muir, Graham	70	* Nathan, Terence P.	27	Nusseibeh, Saker	109
Melly, Paul T.	159	Moass, Dominic	135	* Muir, Rick	63	* Nathanson, Louise Ms.	119	Nutt, Timothy R.	123
* Melvin, Carol Ms.	92	Moffitt, Keith	34	Mukasa, Isaac	3	Naylor, Edward W. J.	114	* O Broin, Rory P.	185
Melvin, Dean	91	Mogliner, Catrin Ms.	152	Mukerji, Nilavra	189	Naylor, Scott	153	* O'Halloran, Sue Ms.	9
Mema, Petro	51	* Mohammed, Adnan	189	Mukhal, Sukhvinder S.	81	Naz, Sam Ms.	151	O'Shea, Neil	74
Membery, York	153	* Mohammed, Jamille	161	* Mukit, Abdul C.	173	* Nazeeer, Farah Ms.	141	Oakley, Paul	125
Mendes, Peter F.	81	* Mohan, Karam	46	* Muldoon, John	127	* Neal, Michael A.	39	Oates, Jonathan	114
Mendoza, Lawrence	147	* Mohan, Vidhyacharan R.	39	Mulholland, Niall	140	Neale, Graham J.	160	Obasi, Emmanuel	139
Menezes, Maria L. Ms.	41	Mohanban, Bimal	38	* Mullane, Margaret Ms.	4	Neale, Russell P.	165	Obaze, Victoria Ms.	173
* Mennear, Andrew	32	* Moher, Ruth E. Ms.	20	Mullaney, Laura J. Ms.	166	* Needham, Caroline F. Ms.	68	Obikoya, Olasupoadekunle	28
Mercer, David	64	* Mohindra, Gotz	190	Mullen, Eve Ms.	33	* Neep, Katy Ms.	133	Obiri-Darko, Esther Ms.	185
Mercer, Helen J. Ms.	125	Mohiuddin, Syed A.	38	Muller, Dirk	38	Neil, Jerome	135	Obisesan, Tess Ms.	158
Mercer, Tobias C.	28	Moini, Betty Ms.	190	Muller, Brian	115	* Nekiwala, Firoza A.	140	* O'Brien, Damian S.	158
Mercer, Zoe N. Ms.	28	Mole, Christian R.	26	Mulliner, Madge V. Ms.	87	Nell, Casparus J.	40	O'Brien, Kevin J.	177
Merison, Julia S. Ms.	82	Molleman, Jason M.	10	Mullins, Bill	160	Nelless, Henry	133	O'Brien, Mary Ms.	64
* Merrill, Darren	158	Moll, Rebekah J. Ms.	113	* Mullins, Theresa M. Ms.	47	Nelson, Alex	115	O'Brien, Michael	108
* Merrill, Sarah J. Ms.	59	Molloy, Simon	64	* Mulready, Sally Ms.	63	* Nelson, June Ms.	92	O'Brien, Noel C.	64
Merrin, Richard J.	32	Moloney, Columbus	21	Muminova, Ozoda Ms.	102	Nelson, Wilma Ms.	160	* O'Brien, Susan C. Ms.	92
* Merry, Paul	147	Monaghan, Andy	10	Muna, Suzanne Ms.	179	* Nerva, Neil B.	22	Ocansey, Charles	134
Mesckell, Dan	48	Money, Lucy A. Ms.	17	Munday, Eric A.	87	Nesbitt, Daniel	33	Ochang, Christopher	140
Metcalfe, Richard J.	185	* Money, Peter	92	Munday, Jonathan	191	Nestor, Frances M. Ms.	127	* O'Connell, Stephen J.	39
Metcalfe, John	45	Monger, Helen Ms.	121	Munday, Kenneth L.	29	* Neville, Terence	52	O'Connor, Gary J.	51
Methley, Harry	58	Montague, Dalton	123	* Munn, Ann Ms.	63	New, Douglas A.	92	O'Connor, Mary Ms.	91
Mettle, Joe	142	Montague, Ruth Ms.	10	Munn, Ian	133	Newall, Felicity Ms.	121	O'Connor, Michael	45
* Miah, Abjol	173	Montgomerie-Anderson, Thee	109	Munro, Alick	152	Newall, Wendy Ms.	121	O'Connor, Paul	91
Miah, Ahad	173	Montgomery, Patrick W.	185	Munro, Greg A.	183	Newbery, Robert J.	152	O'Day, Deirdre K. Ms.	109
Miah, Arzoo	172	Moodie, Jamie A.	153	Munsami, Sheena Ms.	166	Newbrook, Jill Ms.	34	Oddy, Barry J.	85
* Miah, Ayas	172	* Moon, Christian	140	* Munur, Cafer	16	Newby, Andrew J.	8	Oddy, Bernadette A. Ms.	87
Miah, Faruk	4	* Moore, Alison Ms.	9	Murday, Sophia J. Ms.	185	Newby, Andrew J.	8	Oddy, Tammey K. Ms.	87
* Miah, Gusiddin M.	3	* Moore, Hilary C. Ms.	125	Murdoch, Cameron I.	119	Newby, Chris	62	O'Dea, Jonathan	179
Miah, Goyas	4	Moore, Norrette P. Ms.	93	Murphy, Chris	53	Newby, Daniel A.	10	* O'Dell, Phillip	82
* Miah, Harun	173	Moorhead, Sue Ms.	177	Murphy, Chris	115	* Newman, Anthony J.	42	Odiete, Ethel Ms.	139
Miah, Istor	4	Moran, Andrew	108	Murphy, Dan	69	* Newman, Se'n B.	15	O'Donnell, Craig W.	45
Miah, Jamil	3	Moran, Bryan	16	Murphy, Darren R.	32	Newman, Winky	139	Odunton, Stephen K.	167
* Miah, Md. M.	172	Moran, Derek J.	17	Murphy, Florence Ms.	124	Newsome, James	33	Odze, Chaya	65
* Miah, Mohammed M.	171	Moran, Elizabeth M. Ms.	40	Murphy, Ian V.	11	Newson, Georgina Ms.	191	* Odze, Harvey	64
Miah, Rois	141	Moran, Karen Ms.	15	Murphy, Matthew J.	27	* Newton, Caroline Ms.	17	Odze, Lillian Ms.	65
Miah, Sanu	173	Moran, Michael	79	Murphy, Nicky Ms.	94	* Newton, Martin	73	Oelman, Timothy	81
Miah, Shuruj	63	Morck, Virginia A. Ms.	109	Murphy, Oliver P.	47	Newton, Sarah E. Ms.	17	Offer, Tal	146
* Michael, Alexa C. A. Ms.	26	Moreno-Roberts, Natasha Ms.	85	* Murphy, Patrick	141	* Ngongo, Michelline Ms.	103	Offer, Stephanie Ms.	39
* Michael, David	125	Morfe, Karen Ms.	122	Murphy, Paul	124	Niaz, Harry	161	Offord, Peter	159
Middleton, Phillip D.	103	Morfe, Michael J.	120	* Murphy, PJ	68	Nicholas, Marie Ms.	53	* Offord, Steve	57
* Midha, Mohinder K.	46	Morgan, Firase	189	Murphy, Stephen J.	179	* Nicholls, David	109	O'Flynn, Denis R.	86
* Mignano, Anna M. Ms.	172	Morgan, Jan Ms.	65	Murphy, William	86	* Nicholls, Tim	103	O'Flynn, Matthew E.	41
Milch, Gerald	69	Morgan, Jane E. Ms.	178	Murray, Andrew J.	91	Nicholls, Timothy J.	17	Ogbogbo, Mendora	97
Miles, David	151	* Morgan, John R.	93	Murray, Andy	97	Nicholls, Yvonne Ms.	57	Ogden, Caroline Ms.	184
* Miles, David S.	4	* Morgan, Peter L. W.	29	Murray, Anthony J.	80	Nichols, Daniel A.	86	Ogden, Kita Ms.	122
* Miles, Jeremy	81	Morgan, Terry	92	Murray, Anthony M.	113	Nichols, John	58	Ogilvy, Catriona E. Ms.	39
Miles, Paul G.	159	Morgan-Ash, Richard	65	Murray, Brenda V. Ms.	124	Nichols, Peter J.	75	* O'Gorman, Nicolas	135
Milford, Edward	74	* Morgon, Raymond P.	85	Murray, David N.	167	* Nicholson, Guy	63	* Ogunbadewa, Olurotimi J.	125
* Mill, Bernadette C. Ms.	179	Morley, Geoffrey	41	Murray, Frank A.	76	Nicholson, Heidi Ms.	120	* Ogundayo, Mabel D. Ms.	17
* Millbank, Joan Ms.	127	Moros-Noujaim, Jeannine	63	Murray, Graham M.	167	Nicholson, Lawrence J.	32	* Ogunjobose, James O.	3
Miller, Alan B.	47	* Morris, Adele	157	* Murray, James	102	* Nicholson, Suzette B. Ms.	151	Ogunyemi, Joel A.	15
Miller, Ben	115	* Morris, Clare C. Ms.	58	Murray, John	179	Nicholson, William	159	Ogunyemi, Toyin Ms.	15
Miller, Brian	27	* Morris, Diana Ms.	122	* Murray, Joshua A. M.	21	Nicholson, William J.	8	* Oguzkanli, Deniz	64
Miller, Brian P.	151	Morris, El	119	* Murray, Lynne Ms.	45	Nickels, Jennifer S. Ms.	184	* O'Halloran, Una Ms.	102
Miller, Catherine Ms.	125	Morris, Holly Ms.	114	Murray, Patrick T.	85	Nickolay, John	81	O'Hanlon, Dean M.	53
Miller, Elliot	34	* Morris, Liz Ms.	74	Murray, Peter J.	157	Nickolay, Joyce Ms.	81	* O'Hare, Nick	15
* Miller, Simon	179	Morris, Luke W.	41	Murray, Susan J. Ms.	91	Nicodemi-Ehikioya, Marzia A.	41	* O'Keefe, Michael J.	57
Miller, Suzanne J. Ms.	58	Morris, Norma F. Ms.	108	* Murray, Wilhelmina M. Ms.	23	Nicolaidis, Andreas	8	Okorode, Ediri Ms.	159
Miller, Thomas D.	69	Morris, Richard J.	183	Murray-Leonard, Adrian P.	11	Nicolle, David J.	17	* Okosun, James	161
* Miller, Tom	23	Morris, Sarah F. Ms.	123	Murry, Pete	20	Nielsen, Magnus	34	Okparaocha, Edith I.	158
Miller, Tony	46	Morris, Sean	69	* Murtagh, Timothy J.	46	Nieora, Alex	47	Oktay, Savas	76
* Millican, David	47	Morrison, Ann Ms.	166	Mushiso, Ron	99	Nieper, Anthony R.	152	Okuleye, Tosin Ms.	15
Milligan, Alex S.	167	Morrison, Clive W.	52	Musongela, Joel	80	* Nijjar, Baladesh	147	Okuyucu, Abdullah	165
Milligan, Joanne Ms.	38	Morrison, Loanna Ms.	158	Mussi, Aldo	91	Nijjar, Davinder	146	* Olad, Awale	33
Mills, Alistair	121	* Morrison, Pauline Ms.	124	Mustafa, Md R.	141	Nikivorovic, Blazo	140	* Oladapo, Tayo	21
Mills, Andrew	133	Morrison, Stuart	133	Mustafa, Selim	125	Nix, Rashid	120	Olafa, Kunle	145
* Mills, Douglas S.	92	Morrissey, Honora Ms.	9	* Mustaqim, Muhammed A.	173	Nixon, Graham R.	151	Olaiya, Alice Ms.	140
Mills, Grenville	173	* Morrissey, Joy R. Ms.	46	Mustoe, Sarah Ms.	158	Nixon, Sheila D. Ms.	152	Olalawe, Francis	141
* Mills, Julie A. Ms.	109	* Morrissey, Paul R.	57	* Mustoe, Terence G.	85	Nkafu, Julius	147	* Old, Graham D.	9
Mills, Katherine S. Ms.	124	* Morrow, Matthew	59	Muswell, Peter S.	102	Nnorom, Ace	42	Oldfield, Lucy Ms.	32
Mills, Margaret M. T. Ms.	151	* Morse, John V.	93	Muthukumar, Ratneswary	81	* Noakes, David	157	Oliaji, Meher Ms.	69
* Mills, Richard J.	91	Morshhead, Katharine M. Ms.	158	Myer, Andrew	103	Noble, Adrian J.	165	Olisa-Ashar, Gerrad	53
* Mills, Victoria Ms.	159	Mortimer, Valerie Ms.	74	Myers, Rupert E. F.	161	Noble, David	76	Oliver, Alexandra M. Ms.	64
Millson, Stuart R. L.	157	* Morton, Callum N.	167	* Mylod, John C.	87	Noble, Gareth J.	184	Oliver, Alan H.	166
Millward, Rick	15	Morton, Michael H.	115	Myring, Ben	75	Nocek, Marcin J.	179	Oliver, Doug	172
* Milne, Andy	52	* Morton, Peter J. M.	75	Nabarro, David J. N.	184	Noel, Laura F. Ms.	33	Oliver, Marcus S.	26
* Milne, Jamie	125	* Moshenson, Amir	79	Nabudde, Jaja R. Ms.	139	* Nolan, Suzanne Ms.	147	Oliver, Sarah A. Ms.	91
Milner, Nicholas P.	27	* Mosley, Jennie	119	Nabukeera, Stella Ms.	40	* Noor, Ahmed	141	Oliver, Therese M. Ms.	16
Milton, Catherine Ms.	27	* Moss, John J. C.	179	Nabukeera-Mbogga, Eva Ms.	58	Noor, Mohammed	147	Olivier, Jessica A. Ms.	161
Mingay, Bob	109	Moss, Karen R. K. Ms.	65	Nada, Donna Ms.	145	Noori, Zahida A.	48	Ollier, Alexander T. M.	9
* Mir, Hina	97	Moss, Lorraine Ms.	86	Nadel, Jennifer Ms.	189	Norbrook, Hamish	134	* Oliszewski, Richard	32
* Mir, Ibrar A.	141	Mote, Alessandro K. H.	81	* Nagpal, Kamaljit K.	81	Norfield, Marie Ms.	40	* Olulowe, Adegboyega O.	4
* Mirhashem, Ali	166	* Mote, Charles C.	81	* Naheerathan, Kana	22	Norman, Claire Ms.	179	* O'Mauley, Charlie	8
Mirza, Kamal	79	* Mote, Janet T. Ms.	80	Nahk, Sam	141	* Norman, Elaine Ms.	147	* O'Malley, Thomas K.	153
Mirza, Sadia	179	Moth, Harold	146	Naidu, Vijay	127	Norman, Michael	165	* O'Mant, Kieran	122
* Mirza, Shiraz	113	Motin, Abdul	139	Najjar, Nabil	69	Norman, Stephen P. H.	9	Omar, Asad	80

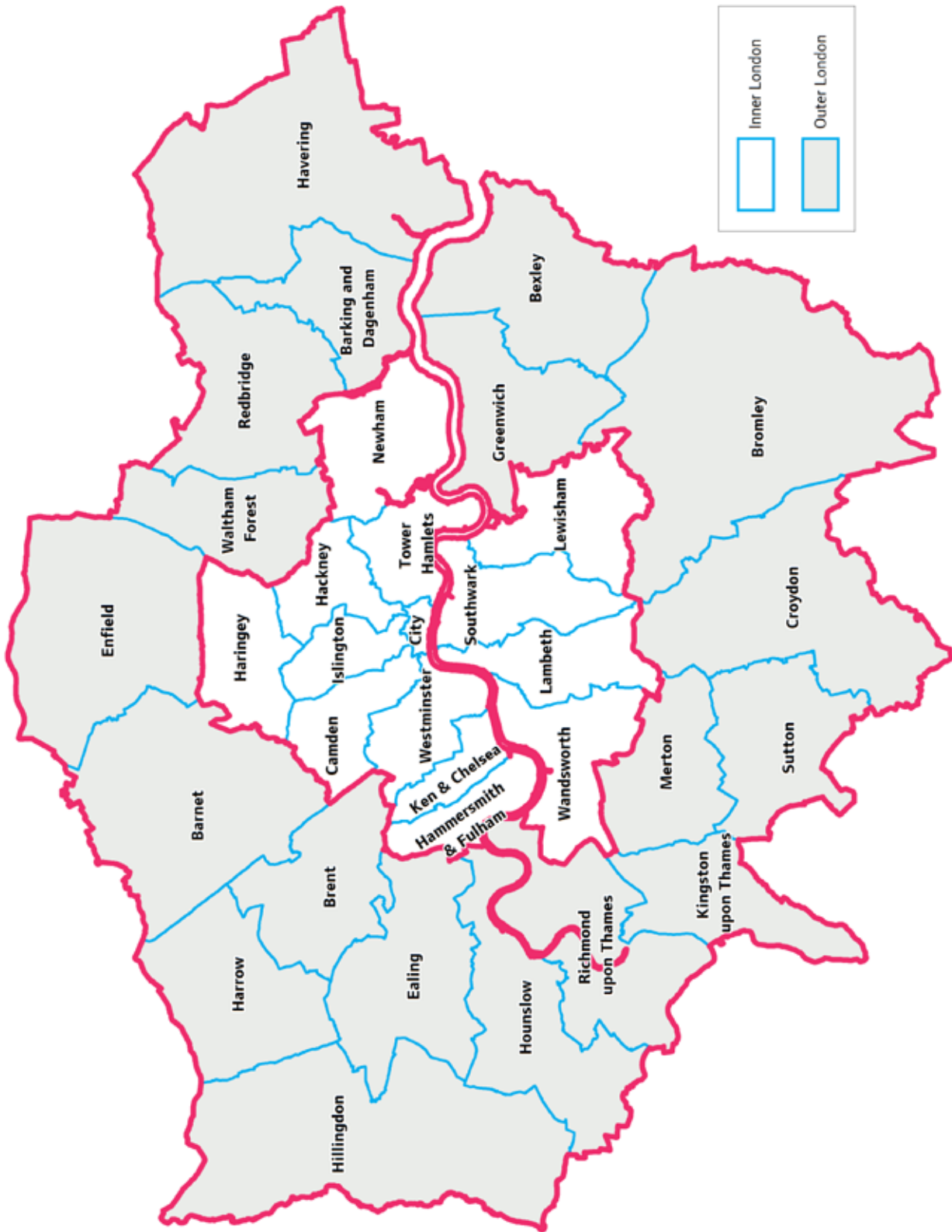
* O'Mara, Maureen Ms.	58	Papworth, Thomas J.	27	Payne, Matthew	135	Pillai, Bernadette N. K. Ms.	81	Pritchard, Jonathan D.	167
O'Neill, Dez	108	Papworth, Victoria A. Ms.	27	Payne, Roger M.	180	Pimlott, Adam A.	159	Proctor, Richard G.	126
* O'Neill, Margaret A. Ms.	15	* Parekh, Nitin	79	Payne, William R. S.	185	Pindar, John	122	Prospero, Joe	47
O'Neill, Mark C.	85	* Parkash, Ayodhiya	146	Peacock, Lewis	51	Pinder, Richard J.	102	* Proud, Ian P.	45
O'Neill, Maurice	20	Parke, John A. C.	28	Peacock, Norma Ms.	28	Pindoria, Kanta R.	20	Pryor, Anne Ms.	179
O'Neill, Michael C. F.	15	Parke-Blair, Jenefer C. Ms.	40	* Peacock, Sheila	74	* Piracha, Nighat Ms.	165	Pryor, Derek R.	177
O'Neill, Paul	15	Parker, Benjamin C.	109	Peake, Philip	109	Pirapaharan, Arunasalam	141	Pudasaini, Rajendra	79
* O'Neill, Teresa A. J. Ms.	15	Parker, Benjamin C.	191	* Pearce, Anne-Marie Ms.	51	* Pite, Vicki Ms.	51	* Puddifoot, Raymond J.	92
Onians, Margaret Ms.	165	* Parker, Cheryl Ms.	57	Pearce, Clayton J.	185	Pittaway, George H.	93	Purchase, Chantal Ms.	160
* Onikosi, Rachel Ms.	127	* Parker, Gary	57	* Pearce, Daniel	53	Pizzay, Nicholas	133	Purdom, John D.	91
Onions, Paula G. Ms.	42	Parker, Ian A.	114	Pearce, David	34	Plant, Alan R.	166	Purewal, Naman Ms.	94
Onishile, Mary Ms.	141	Parker, Jack S.	33	Pearce, David	147	Platt, Mark A.	191	* Purewal, Surinder S.	98
Onochie, Pearle E. Ms.	3	Parker, Luke R.	152	* Pearce, Dennis	135	Plodowski, Anna Ms.	161	Purkiss, Gary W.	48
* Onslow, Keith	26	* Parker, Olly	103	Pearce, Elizabeth Ms.	103	* Plouviez, Emma Ms.	64	Purnell, Christopher W.	85
* Onuegbu, Grada Ms.	125	Parker, Sophia E. Ms.	183	Pearce, Laurence	76	Plowden, Stephen	34	Purohit, Bhavinchandra S.	91
Opemiyani, Akorede	140	Parkinson, Andrew J.	32	Pearce, Pauline Ms.	62	Plummer, Dave	125	Purohit, Hetal B. Ms.	91
* Opoku, Felicia Ms.	73	Parkinson, Richard H.	10	Pearson, Anthony	40	Plummer, Matthew W. Y.	184	Pycok, Graham	122
* Oppong-Asare, Abena Ms.	16	Parkinson, Tom	48	Pearson, George E.	114	Pluygers, Catherine Ms.	124	* Pye, Marie Ms.	179
* Or-Bach, Alon	9	Parmar, Bharat	145	Pearson, Simon	34	* Pober, Angela Ms.	34	Pyne, Richard H.	152
Orchard, Douglas	153	Parmar, Mandula Ms.	80	Pease, Dora Ms.	109	Pocock, Frank	134	Qayyum, Zazar	68
Orchard, Nigel	68	* Parmar, Minaxi Ms.	79	* Peck, Joshua	171	Pocock, Ian	158	* Quadir, Abdul	33
* O'Reilly, Sheila M. Ms.	99	* Parmar, Varsha Ms.	80	* Peck, Lib Ms.	122	Pocock, Penny Ms.	109	* Quadir, Badsha	40
* Orhan, Ayfer	52	Parnell, Geoff	114	Peers, Ellen K. Ms.	171	Poku, Josephine C. Ms.	21	* Quadri, Mo'in A.	3
Orlean, Simone Ms.	69	Parnell, Rebecca N. Ms.	42	Peers, Ellen K. Ms.	171	Polenceusz, Janus	109	Quarterman, David R.	26
* O'Rourke, James M.	178	* Parr, Matt	120	Peers, John	171	* Pollak, Leo	160	Quddos, Zeb	147
Orr, Brian	22	Parritt, Simon	135	Peers, John	172	Pollard, Amy L. Ms.	42	Quick, Christine M. Ms.	98
Orr, Paula Ms.	160	Parry, Bryan A. J.	47	Peete, Thelma G. Ms.	57	* Pollard, Helen S. Ms.	39	Quigley-Turner, Rowan	11
Orso, Georgina Ms.	157	Parsad, Nathan P.	75	Peirce, Simon W.	57	* Pollard, Joe	17	Quilliam, Carl	103
* Osborn, Paul S.	81	Parslow, Kevin	179	* Pelling, Andrew J.	42	* Pollard, Timothy S.	40	Quinn, Anthony	33
* Osborn, Rex A.	184	Parson, Dieutane J. Ms.	140	Pemberton, Jeff	64	Pollen, Carmel M. J. Ms.	185	Quinn, Patrick J.	87
Osborn, Tom	64	Parsons, Matt	69	Pender, George	68	Pollesche, Lesley E. Ms.	153	Quinn, Paul J.	109
Osborne, Ciaran	121	Parsons, Matthew	102	* Penneck, Stephen J.	166	Polling, Kate Ms.	127	Qureshi, Farooq	177
Osborne, Frederick A.	85	Parsons, Susan B. Ms.	39	Penning, Colin D.	119	Polling, Ruth L. Ms.	104	Qureshi, Hamna	134
Osborne, Mark	91	Partridge, Neil R.	184	Pennington, Robert	93	Pollitt, Matthew	75	Qureshi, Imran I.	79
Osborne, Nicholas M.	184	* Pascall, William B.	110	Pennington, Russell L.	177	* Pollock, Hamish J.	165	Qureshi, Kamran	140
* O'Shea, Anne Ms.	92	* Paschoud, Jacq Ms.	123	Penny, Barry J.	91	Pollock, Karen Ms.	124	* Qureshi, Papyia Ms.	191
* O'Shea, Jim	147	* Paschoud, John	126	Penny, Cameron D. A.	171	Polson, Alistair	171	* Rabadia, Kantilal D.	80
O'Shea, John	177	Pascoe, Jack	119	* Pennycook, Matthew T.	58	Pongo, Mampuya M. A.	3	Rabadia, Pritul	22
* Osho, Yemi	179	* Pascoe, Jane E. Ms.	165	Pepe, James	146	Ponsonby, Frederick M. T.	183	* Rabadia, Radha Ms.	58
Osland, David J.	41	Pasley-Tyler, Robert	185	* Peppiatt, Quintin B.	140	Ponsonby, Melinda Ms.	146	Rabadia, Vijaya K.	21
Osman, Helen Ms.	54	Passande, Martin	125	Percik, David	159	Pontey, Jason A.	94	Rablen, Antony F.	4
Ostrowski, Ewa	74	Pasteur, Veronica Ms.	104	* Percival, Christine C. Ms.	151	Ponto, Maria T. Ms.	167	* Rackham, Sheree L. Ms.	178
* O'Sullivan, Bernard A.	121	Pastides, Alice	74	* Perez Shepherd, Natalie Ms.	69	Poole, Christopher E.	186	Radcliffe, Gillian Ms.	58
* O'Sullivan, Michael P.	68	Patel, Anjana Ms.	80	Perfect, Stephen E.	16	Poole, David	146	* Radford, Marian Ms.	167
* O'Sullivan, Mick	102	Patel, Arvind	20	Perfect, Wendy J. Ms.	16	* Poole, Gary	104	Radio, Louisa C. Ms.	9
Oswell, John L.	94	Patel, Bhavul U.	58	Perham, Anthony	113	Poole, Stephen J.	180	Radoi, Denisse-Oana Ms.	85
Otehi, Iheoma Ms.	191	* Patel, Bhiku M.	81	Periklis, Mariana Ms.	114	Poole-Wilson, Michael C.	121	Rafiz, Abdul	141
Otmami, Mohamed S.	41	* Patel, Dilip	26	Periklis, Michael	114	Poorun, Storm	126	Ragnuth, Mity Ms.	73
Otoyoy, Eddie	120	Patel, Harihar	21	Perrin, Julie C. Ms.	68	Popalzi, Nuriyeh Ms.	151	* Rahilly, Tom	64
Otoyoy, Lucia Ms.	121	Patel, Harshadhbhai	22	* Perrin, Keith	21	Poppy, A.M. Ms.	10	Rahman, Alin	3
Otten, Sakura G. Ms.	8	Patel, Jayanti	22	Perrin, Pamela M. Ms	16	Port, Gary R.	57	Rahman, Anisur	171
Ottery, Edward	58	Patel, Jyotshna	23	Perrin, Raymond A.	152	* Porter, David R.	153	Rahman, Attic	141
Ould, Cheryl C. Ms.	153	Patel, Kan	74	* Perry, Alice Ms.	104	Porter, Jeremy W.	185	Rahman, Jamalur	174
* Oulds, Robert	97	Patel, Kavita Ms.	80	Perry, Bill	141	Porter, John C.	85	Rahman, Md. F.	4
Ounsworth, Luke	173	Patel, Manish	22	* Perry, Bridget Ms.	109	Porter, Katerina Ms.	109	Rahman, Mohammad	79
Overton, Catherine Ms.	172	* Patel, Masihullah	140	Perry, Carol A. Ms.	85	Post, Martyn	42	Rahman, Mohammed A.	171
Owaineh, Alaa	33	Patel, Meera A. Ms.	171	* Perry, David	80	Potter, Cath Ms.	120	Rahman, Motiur	135
* Owen, Anthony M.	28	Patel, Meghal Ms.	79	Perry, David M. J.	184	* Potter, Clare Ms.	62	Rahman, Oliur	173
Owen, Craig	152	* Patel, Milli Ms.	20	* Perry, Jason S.	39	Potter, Graham R.	85	Rahman, Raju	172
Owen, Frances Ms.	109	Patel, Monica Ms.	22	Perry, Lisa Ms.	121	Potter, Harry D.	58	* Rahman, Rohima Ms.	140
Owen, Janet A. Ms.	114	* Patel, Mukesh	140	Perry, Robert J.	86	Potts, Henry	33	Rahman, Shahidur	4
Owen, Jonathan R.	108	* Patel, Naliben Ms.	167	* Perry, Rupert	102	Potts, Ian M.	46	Rahman, Shumon S.	179
Owen, Lewis	22	Patel, Niia Ms.	8	Perry, Yvonne Ms.	140	Pougin, Denis	159	* Rahman, Tahmina	140
Owen, Nina B. Ms.	11	Patel, Nisha Ms.	146	Persad, Robert	10	Poulton, Barry	4	Rahman, Zenith	171
* Ower, Ronald F. C.	87	Patel, Nishit	79	* Persaud, Vidiotama	85	Poustie, Fiona Ms.	75	Rahman, Suhail	189
Owusu-Addai, Cynthia Ms.	141	* Patel, Primesh	81	* Peterkin, Andrew E.	186	* Powell, Bevan	109	Rai, Anand K.	97
Oxford, David N.	75	* Patel, Pritesh	79	Peters, Gordon T.	73	Powell, Malcolm	103	* Rai, Bindu Ms.	48
Oxford, Diana Ms.	135	* Patel, Priyen	114	* Peters, James	62	Powell, Toby P. J.	183	* Rai, Hardial S.	3
Oxley, Daniel C.	141	* Patel, Ramesh	22	Petross, Katia E. Ms.	184	Powers, Jennifer Ms.	22	* Rai, Kam	146
Oyewole, Emmanuel	158	Patel, Ravi	45	Pettinger, Paul G. D.	190	Poyner, Claire Ms.	103	Raingold, Freda	21
Oyewunmi, Ola Ms.	159	* Patel, Reema Ms.	8	Pevevill, Raymond V.	94	* Poyser, Dave	703	Raja, Bhavesh	80
* Oykenor, Ahmet	52	Patel, Rohit N.	22	Pheyby, Ian P.	160	Prager, Alison Ms.	105	Raja, Panna Ms.	81
* Ozbek, Ali G.	75	Patel, Sachin	153	* Phibbs, Harry	69	Jrajapati, Arthi	21	Raja, Prakash C.	80
Ozen, Turhan	103	* Patel, Salim	141	Philp, Simon	141	Jrajapati, Suresh	20	Raja, Tahir M.	178
* Ozsen, M. C.	64	Patel, Sanjay	20	Phillips, Alison C. Ms.	54	Pready, Lynnet J. Ms.	190	Raja, Tulat M.	177
Pack, Michael	45	Patel, Sanjeev	146	Phillips, Andrea Ms.	73	* Prendergast, Jan Ms.	190	* Rajan, Lisa E. Ms.	91
* Packer, Karen Ms.	145	Patel, Shoaib	147	Phillips, Bill	80	* Prentice, Sally Ms.	120	* Rajawat, Shantanu S.	168
Packer, Sam	160	Patel, Shushila Ms.	145	Phillips, Christopher W. S.	28	* Prentice, Wendy Ms.	10	Rajendran, Rosa Ms.	167
Packer, Tom	157	Patel, Smita Ms.	79	Phillips, Joe	51	Prescott, Martin L.	51	Rajgopal, Srikanth	172
* Padda, Swaran S.	46	Patel, Su Ms.	151	Phillips, John	166	Prescott, Toby	161	* Rajput, Sachin	10
Padro, Joan E. Ms.	23	Patel, Trusha	20	Phillips, Kuan W.	87	* Press, Monica A. Ms.	108	Ralph, Thomas	59
* Page, Angela Ms.	27	Paterlini-Phillips, Maria J. Ms.	87	Phillips, Liz Ms.	177	Pressland, Kevin R.	9	Raman, Madddy Ms.	33
Page, Anne M. Ms.	153	Paterson, Andrew	125	Phillips, Ronald J.	166	Preston, Arthur	94	* Ramchandani, Kiran Ms.	81
Page, James	152	Paterson, Ian A.	179	* Phillips, Sarah J. Ms.	179	Price, Andrew R.	76	Rampton, Carolyn M. Ms.	151
Page, Kevin	146	Paterson, Peter O. R.	48	Phillips, Stephen G. B.	157	Price, Bill	53	* Rampulla, Vincenzo	189
* Paget-Brown, Nicholas	108	Pathmanathan, Nathan	145	Philp, Brian J.	28	Price, Christopher J.	27	Ramrayka, Peter	124
* Pain, Garry L.	86	Pathmanathan, Vaithilingam	81	* Philpott, Thomas R.	29	Price, Evan D. L.	73	Rams, Robert	9
Painter, Krystal B. Ms.	191	Paton, George A.	171	Phipps, Clare Ms.	125	Price, Jonathan S.	120	* Ramsay, Anthony K.	3
* Pallen, Eileen P. Ms.	15	* Paton, Terry	113	Phoenix, Paul	125	Price, Lawrence W.	120	* Ramsey, Holly A. Ms.	165
Pallen, Sushil K.	114	* Patrick, Sharon Ms.	64	Phoenix, Romayne Ms.	126	Price, Les	59	Ramsey, Paul	58
Palmer, Brian	121	Pattenden, Mark S.	57	Pick, Alison Ms.	124	Price, Leslie	165	* Ramsey, Roger E.	85
* Palmer, Jane I. Ms.	92	Patterson, David	183	* Pickard, Jane Ms.	120	Price, Roger J.	114	Randall, Belinda J. Ms.	184
* Palmer, Matthew R.	109	* Patterson, James D.	73	* Pickering, Julie Ms.	114	Price-Tomes, Pat Ms.	122	Randall, Jim	45
* Palmer, Rita G. S. Ms.	151	Pattison, Helen Ms.	139	* Picknell, Angela Ms.	104	Prideaux, Marion C.	119	Rao, Heidi Ms.	93
Panayi, Adele J. Ms.	53	Pattison, Ian	179	Picton, Laurence	17	Prieg, Lynda Ms.	158	Rao, Mukesh	166
Panchal, Bhavisha	20	Patton, Eliane Ms.	134	Piddock, Angela Ms.	190	Priest, Chris	113	Rapaport, Meyer	63
Panchal, Pareshaben N.	82	Patton, Sheila Ms.	34	Pierce, Carl M.	97	Priest, Sheila Ms.	65	Rashid, Harunur	32
* Pandya, Raju	113	Paul, Brian	135	* Pierce, Christopher D.	27	Prikken, Ingrid	159	Rashid, Amamun	173
Pandya, Ronak	115	Paul, Mary P. Ms.	125	* Pierce, John	173	Prince, Deborah Ms.	145	* Rashid, Taifur	146
Panesar, Baljinder S.	98	* Paul, Terry	141	Pierre, Hugo	173	* Prince, Joy I. D. Ms.	42	Rasool, Amina Ms.	113
Panesar, Baljit	146	Paulino, Vic	166	Pierre-Traves, Alex	189	* Prince, Keith	145	Rathbone, Douglas F.	28
Panto, Mark S.	184	Pavey, Matt	127	* Pietragnoli, Lazzaro	32	Prince, Kerri Ms.	93	* Rathbone, Ian	64
* Panwar, Savitri	80	* Pavey, Michael J. C.	20	Pike, David C.	29	Prince, Patsy Ms.	34	Rathe, Austin G.	28
Panzone, Melanie A. Ms.	109	Pawley, Roger G.	123	Pike, Michelle M. Ms.	26	Pringle, Margaret Ms.	109	Ratnaraja, Patrick	42
Papadopoulos, Marcus S.	166	Payne, Geoffrey G. J.	63	Pilgrem, Jasmine F. D. Ms.	69	Prior, Dave	15	Ratnaseelan, Marijerla	177
* Papier, Benzion	64	* Payne, Ian F.	26	Pilkington, Andrew D.	153	Pritchard, Adam	119	Ratnayake, Nanda K.	98

Ratnayake, Patricia Ms.	23	* Rideout, Charles J.	28	Rowe, James	8	Sanderson, Alexandra Ms.	69	Sepulveda, Cesar	133
Raval, Anjali	79	Ridley, Matthew	151	Rowland, Rebecca J. Ms.	27	Sanderson, Ian V.	86	Serroukh, Semo	58
Raval, Dave	64	Ridzuan-Allen, Hannah Ms.	102	Rowlands, Leonard	173	Sandford, Roc	189	Seston, Nicholas J.	34
* Raven, Pat Ms.	126	* Rigby, Robert	190	Rowley, Gillian L. Ms.	47	Sandhu, Gurch	97	Severn, Bob	140
Ravenscroft, Alan W.	191	Rigby, William J.	92	* Rowley, Ian D.	190	Sandhu, Jagir S.	99	Sexton, David F.	16
* Rawlings, Barry	8	* Riley, John	94	Rowney, Mark W.	184	Sandhu-Nelson, Gaggandip Ms.	85	Seyforth, James A.	40
Rawlings, Lindsay C. Ms.	51	Riley, Martin S.	59	Roy, Donald J.	186	* Sangha, Sohan S.	97	Seymour, Anthony H.	81
Ray, Barbara V. Ms.	58	Riley, Tim	11	* Roy, Leila Ms.	32	* Sangster, Daniel T.	166	Seymour, John K. G.	47
Rayfield, David F.	51	Rimensberger, Wilfried F.	191	Roy, Purnendu	59	Sanmartin, Julia Ms.	141	Seymour, Jonathan	146
Raymond, Barbara Ms.	126	* Rinker, Andrew	109	Royappa, Benjamin A.	46	* Sansarpuri, Robin	93	* Seymour, Lynda Ms.	79
* Rayner, Hugh R.	10	Risner, Pamela J. Ms.	152	Royce, Catherine M. Ms.	48	Sant, David	104	* Seymour, Martin J.	151
* Rayner, Keith	177	Risso-Gill, Gillian Ms.	34	* Rozenberg, Gabriel S.	9	Santos, Joana Ms.	121	* Seymour, Melvin N.	17
Raynor, James S.	185	Ritchie, Robert	86	Rubens, Thomas A.	62	* Santos, Mark	146	Shabbeer, Tariq	113
* Raza, Aysha Ms.	46	Ritchie, William	27	Rubin, Conrad G.	191	Sanyo, Adam	48	Shack, Eva Ms.	46
Raza, Muhammad	146	Ritman, Daniel	177	Rubin, Quintin A.	179	Sapietis, Una Ms.	33	* Shah, Aneka Ms.	80
Raza, Saima	39	Ritson, Jennifer W. Ms.	8	Ruhel, Rakib	97	* Sargeant, Gill Ms.	8	Shah, Deven I.	22
* Rea, Flick Ms.	32	Rivers, Sean	74	Rumble, Nigel	32	* Sargeant, John	134	Shah, Dineshkumar S.	22
Read, Barry	34	Riviere, Lareo	16	Rumble, Patricia A. Ms.	85	Sargent, Kieran	177	Shah, Koonal K.	34
Read, Jonathon P.	108	Rivlin, Lydia Ms.	74	Rumney, Steve	126	* Sathianesan, Paul D.	140	* Shah, Lakmini S.	140
Read, Martin	122	Rix, Graham	42	Rush, Bob	140	* Saunders, Judy Ms.	133	* Shah, Nadia Ms.	34
Read, Natalie	17	* Robathan, Rachael Ms.	190	* Rusling, Mark S.	178	Saunders, Monica J. Ms.	151	Shah, Pratik	115
* Read, Philip	17	Robb, Janet P. Ms.	21	* Russell, Caroline Ms.	21	* Saunders, Rachael Ms.	172	* Shah, Rajeshri Ms.	82
Reader, Irene P. Ms.	17	* Robbani, Gulam	173	Russell, Jane E. Ms.	126	Saunders, Winifred	65	* Shah, Sachin	81
* Reader, Peter R. M.	17	Robbins, Gary A.	53	Russell, John F.	127	Savage, Colin F.	26	Shahjahan, Ahmed	4
Reader, Steve	16	* Robbins, Chris	178	* Russell, Lorna Ms.	32	Savastio, Italo M.	113	* Shahul-Hameed, Manju	38
Reap, Margaret B. Ms.	93	* Roberts, Cathy Ms.	114	Russell, Nicholas L.	178	Savill, Ross	134	* Shahzad, Ahmad	21
* Reason, Linda A. Ms.	4	Roberts, Colin E.	183	Russell, Nick	32	* Savin, Myra Ms.	97	* Shaikh, Asima Ms.	102
Rebecke, James H.	124	Roberts, Deborah E. Ms.	9	Russell, Samuel C.	28	Savva, Stephen A.	53	Shaikh, Mohammed E.	23
Redden, Richard H.	29	Roberts, Dominic D.	160	Rustin, Barbara Ms.	10	Savvides, Antonis	8	Shajahan, Kamrun	171
* Reddin, Neil R.	28	Roberts, Elliot D.	74	Rustin, Susanna Ms.	103	Savvides, Victoria Ms.	103	Shamon, Rai	20
Redding, Mason	135	* Roberts, Gareth D.	151	* Rutherford, Elizabeth R. C. Ms.	108	* Sawyer, Alex	17	Shapiro, Gideon	20
Redfarn, Peter	127	Roberts, Clen P.	167	* Rutherford, Michael J.	26	Sayers, Jane Ms.	20	Shapro, Stuart H.	109
Redman, Charlie	113	* Roberts, Glenys M. Ms.	191	* Rutter, Lisa Ms.	8	Saywell, Andrew	34	Sharer, Bella Ms.	62
Redwood, Rebecca Ms.	178	Roberts, Glyn L.	177	Ryan, Barry	8	Scanlon, Nick	58	* Sharer, Ian D.	62
Ree, Rowan M.	69	Roberts, Helen F. Ms.	65	Ryan, Barry	10	* Scannell, Joan Ms.	9	Sharich, Simon A.	185
Reece, Katherine M. Ms.	75	Roberts, Howard D.	151	Ryan, Catherine Ms.	62	Scannell-Soames, Matthew	126	Sharif, Ilyas	140
* Reece, Roz Ms.	45	* Roberts, Keith A.	87	* Ryan, James A.	74	* Scantlebury, Hugh D. M.	115	Sharma, Atul	147
Reed, Barry R.	98	Roberts, Michael	26	* Ryan, Joyce Ms.	146	* Scaping, Paul H.	183	* Sharma, Charan	47
Reehill, Rosetta Ms.	87	Roberts, Michael C.	8	* Ryan, Michael G.	40	* Scarborough, Karen T. Ms.	190	* Sharma, Dev	147
* Reen, Mark I.	47	Roberts, Sandra J. Ms.	151	* Ryan, Patrick T.	41	Scargill, Paul J.	113	* Sharma, Jagdish R.	99
Rees, Charles	97	* Roberts, Tim	11	Ryde, Shimon	8	* Schechtman, Ruth Ms.	145	Sharma, Margaret A. Ms.	47
Rees, Lucy Ms.	171	Robertson, Ian	115	* Ryder, Michael J.	185	* Schmid, Max	70	Sharma, Murari P.	20
Rees, Melvyn K.	8	Robertson, Roisin T. S. Ms.	26	Ryder-Mills, David R.	114	* Schmitz, David R.	74	Sharma, Parmodh	10
Rees, Richard	159	Robertson-Molloy, Jean Ms.	54	* Rye, Michael	53	* Schneiderman, Alan	11	Sharma, Pawan	121
Reeves, Stephanie A. Ms.	127	Robinson, Ben	139	Ryerson, Peter M.	91	Schofield, David L.	51	Sharma, Vinaya	145
Regan, Jonathan D.	41	* Robinson, Ellie Ms.	140	* Sabharwal, Neil	120	Schofield, Dominic J.	40	Sharma, David T.	57
Regan, June D. Ms.	45	Robinson, Gemma Ms.	59	* Sabiers, Mick	48	Schofield, Roy T. J.	47	* Sharman, Nick	63
Registe, Anthony	171	Robinson, Geoffrey	51	* Sabin, Alex	48	Scholfield, Karl	53	Sharman, Thomas	109
Rehman, Habib Ms.	146	Robinson, James P.	172	Saccomanno, Geri	51	Schomburg, Antony C. W.	126	Sharp, Caroline H. Ms.	183
Reid, Andrew N.	75	Robinson, Lewis	157	Sachdev, Gopal	20	Schuman, Anne Ms.	123	Sharp, James A.	160
Reid, Annette Ms.	41	Robinson, Linda C. Ms.	82	* Sachs, Anne Ms.	145	Schumi, Heinz J.	110	Sharpe, Rosalind Ms.	103
Reid, Claudine Ms.	39	Robinson, Margot Ms.	9	Sachs, Martin	145	Schwarz, Michael R.	185	* Sharpe, Tom	146
Reid, Errol	74	Robinson, Robert	174	Sachs-Eldridge, Sarah Ms.	177	Sciberras, Christopher A.	38	Sharples, Joel	64
* Reid, Joani Ms.	126	* Robinson, Roger	34	Sackey, Albert	3	* Scoates, Richard W.	27	Shaughnessy, Cheryl Ms.	94
Reid, John	33	Robinson, Wendy L. Ms.	65	Sadler, Jamie R.	186	* Scoresby, Kay D. Ms.	139	Shaughnessy, Mike	96
Reid, Kimberley E. S. Ms.	41	Robles, Roberto	74	Sadegh-Zadeh, Rasheed	53	Scotland, Barrymore	147	* Shaukat, Faraz	3
Reid, Matthew J.	86	* Robson, Christine Ms.	82	Sadiq, Margaret O. Ms.	140	Scott, Anne Ms.	124	Shaukat, Saba Ms.	152
* Reid, Rachel E. Ms.	113	Robson, Christine Ms.	109	Sadiq, Mohammed	63	Scott, Ben	15	Shaw, Andrew	98
Reid, Stuart T.	26	Robson, Lynda N. Ms.	39	Sadiq, Moriamo	140	Scott, David A. H.	45	* Shaw, Carol Ms.	20
Reilly, Catherine Ms.	15	Robson, Rosina J. Ms.	152	* Sadiq, Muhammad I.	167	Scott, Diane M. Ms.	97	* Shaw, Gareth J.	48
* Reith, Lorna M. Ms.	75	Roca, Tim	190	Sadruddin, Mufti S.	140	Scott, Louise Ms.	120	Shaw, Karsten P.	79
Remon, Pamela C. Ms.	26	Rocher-Purchase, Solveig	159	* Saeed, Daanish	97	Scott, Malica	159	Shea, Eion	126
Remy, Catherine Ms.	68	Rochford, Paul N.	85	Saeed, Tariq	3	Scott, Paul E.	79	Shea, Paul	171
Remy, Valerie Ms.	159	* Rodgers, David	45	Sahbaz, Oktay	75	* Scott, Paul W.	42	Shea, Paul	172
Rendall, Alex	103	Rodrigues-Hale, Miki	57	* Sahra, Najma	139	Scott, Robert	173	Shearer, Claire Ms.	165
* Rendle, Andrew J.	38	* Rodwell, Darren J.	3	Sahota, Gurdeep	147	Scott, Rod	135	Shearman, Richard H.	159
Rennie, David	76	Rodwell, Graydon M.	94	Sahota, Harinder S.	98	Scott, Stephen G. P.	28	Shears, Debbie Ms.	133
Rennie, John B.	82	Rodwell, Paul D.	151	* Sahota, Raj	75	Scott, Tracy E. M. Ms.	183	Shedowo, Kayode	139
* Rennison, Rebecca Ms.	64	* Roe, Philippa M. Ms.	190	Saidoune, Sofiane S.	108	* Scott-Mcdonald, Denise Ms.	58	Sheen, David	76
Renwick, Jill Ms.	103	Roedel, Tim	178	Salam, Abdul	141	Scully, Benjamin J.	167	Sheikh, Abdul K.	140
Retter, Andrew J.	93	Rogerson, Sam	93	Salam, Abdus	171	Scutt, Alan	16	Sheikh, Javed	146
* Revah, Lorraine Ms.	33	Roland, Jonathan H. M.	160	Salaman, Myer R.	45	* Seal, Daniel	9	Sheikh, Sheena Ms.	64
Revill, Terence	79	Roland, Peter	114	Salaun, Patrick	45	* Seaman-Digby, Scott M.	92	Sheinwald, Stanley	80
Reynolds, David	145	* Rolf, Lorraine Ms.	115	* Sale, Petra Ms.	151	Sear, Dan	151	Shekyls, Walter R.	26
Reynolds, Gretel	34	Rolkiewicz, Agnieszka Ms.	64	Salem, Caroline Ms.	63	Sear, Dee Ms.	32	Shelford, Henry	191
* Reynolds, Jason A. P.	167	Rollin, Laura Ms.	151	* Sales, Rosemary Ms.	64	* Seaton, Martin	158	Shelton, Penny Ms.	114
Reynolds, Martin S.	179	Roll-Pickering, Tim	140	Salce, Luca	33	Seaton-Brown, Jennifer Ms.	22	Shelvey, Geraldine Ms.	92
Reynolds, Richard A.	53	Rolph, Fred	53	* Salier, Clare D. W. Ms.	183	Secgin, Dilan	73	Shelvey, Martin J.	93
Reynolds, Theresa Ms.	147	Rolph, Gwyneth W. Ms.	51	* Salinger, Brian	10	Secretan, Tom	159	Shenker, Jeffrey	64
* Rhule, Sandra Ms.	159	* Ronald, Candida Ms.	171	Salinger, Kate Ms.	8	See, Ben	63	Shepherd, John D.	16
Riaz, Adeel U.	80	Rooke, James	103	Salisbury, Diana F. Ms.	47	Seeboron, Vik	74	Sheppy, Gordon A.	97
Riaz, Mohammed	172	Rooks, Jonathan S.	17	Salisbury, Emma C. G. Ms.	158	* Seedat, Mohammed	122	Sheridan, Daniel	135
Rice, Andrew	161	Roots, Gerrard E.	10	Salisbury, John R.	45	Seedher, Pravin K.	80	Sherwood, Andrew J.	28
Rice, Brian	34	Roquette, Suzanne U. Ms.	41	Salisbury, Laura H. Ms.	63	Seeff, Geoffrey	145	Sherwood, Julian A. J.	73
* Rice, Christopher D.	4	* Rosa, Guilherme	121	Salmon, Frank	57	Sefton, Kevin S.	33	* Sheth, Ketan	22
Rice, Christopher P.	86	Rosaman, Debbie A.	3	Salmon, Jane Ms.	158	Segal, Bernard	79	* Sheth, Krupa	23
* Rice, Lynda Ms.	4	Rose, Harvey B.	45	Salmon, Richard	32	* Sehmar, Rajinder	59	Shields, Millie J. Ms.	166
Rice, Miriam Ms.	45	Rosenbaum, Daniel A.	32	* Salter, Alan J.	165	Seiffert, Rachel A. Ms.	159	* Shields, Tony A.	166
Rice, Pamela Ms.	21	Rosenbaum, Nicola Ms.	166	* Salter, Michael L. R.	159	Sekhon, Jagir K. Ms.	57	Shiely, Indira	159
* Rice, Reg	75	Rosenbaum, Victoria Ms.	167	Salvani, Antonio	92	Sekhon, Ray	97	Shillito, Imogen Ms.	161
Richards, Marc	40	* Rosenberg, Phil	34	Samai, Jonathan	160	Selander, Shash	119	Shimell, Laurence R.	158
Richards, Marcel A.	122	Roskott, Helen M. Ms.	97	Sampson, Linda J. Ms.	159	Selby, Ernest	82	* Shimell, Rosie Ms.	158
Richards, Trevor A. T.	91	Ross, Dudley	103	* Sampson, Sally Ms.	190	Selby, Stephen A.	63	Shipp, James	58
Richardson, Alex	119	Ross, Edward S.	32	* Sampson, Sue Ms.	99	* Self, Malcolm	115	Shocket, Godfrey S.	183
Richardson, Eliza Ms.	190	Ross, Gordon H.	39	Sams, Ray	17	Sellwood, Lynn A. Ms.	27	Shocket, Susan Ms.	184
Richardson, Peter L.	126	* Ross, Viv	73	Samsul, Ben	11	* Selman, Caroline Ms.	65	* Shooter, Mark R.	10
Richardson, Sally Ms.	114	Rosse, Shaun	22	* Samuel, Geoffrey J.	151	* Selvanayagam, Michael S. P.	38	Shotton, Tom	123
Richardson, Stephen M.	26	Rosser, Joyce E. Ms.	74	Samuel, Mark R. L.	39	Selvathurai, Shivakuru	79	Shrives, Roger H.	124
Richins, Laurence C.	183	Rosser, Michael L.	45	Samuel, Victoria L. Ms.	38	Sembukkutti Arachchige, Sudesh P.	82	Shubert, Lester E.	58
Richman, Robert J.	185	* Rossi, Marie-Therese A. Ms.	109	Samuel-Leport, Molly I. Ms.	179	Semtheg, Richard	4	Shukra, Nzingha T.	3
Richmond, Hatty Ms.	102	Rossini, Massimo	74	Sanders, Humaira Ms.	45	Sengere, Richard M.	114	* Shuttleworth, Richard A.	184
* Rickard, Anna-Joy Ms.	63	Rossiter, Alec	63	Sanders, Julian	127	Senior, Glencora L. Ms.	121	Sian, Prerna Ms.	147
Ricketts, Carole Ms.	33	Rotchell, Mark E.	58	Sanders, Mark K.	45	* Senior, John G. B.	185	Siddiqi, Rehana	98
Ricketts, Robert A.	32	Rotherham, Lee S.	119	Sanders, Matt	33	* Senior, John G. B.	185	Siddique, Rahman	147
Riddle, Kathy Ms.	75	Round, Edward	21	Sanders, Moira R. Ms.	21	Senthilnathan, Abirami	23	* Siddiqui, Gareth J.	124
* Rideout, Catherine E. Ms.	26	Round, Stuart C.	64	Sanders-Barwick, Mark	184	Sepple, Edward	87	Sidu, Sid	69

Sidwell, Michael A.	42	* Smith, Ken	114	Stack, Angela Ms.	28	Sultani, Emal	80	Tebble, Paul	125
* Siggers, Alan W.	179	Smith, Lauren S. S. Ms.	178	Stack, John M.	53	Sultani, Noor M.	80	Tebbutt, Henry A.	85
Sills, Christopher D.	63	* Smith, Liam A.	4	Stackpoole, Laura Ms.	82	Sulyman, Rushna M.	140	Tebbutt, Henry A.	86
Sills, Pamela Y. Ms.	62	Smith, Lisa M. Ms.	11	Stackpoole, Lesley Ms.	182	Summerfield, Rosemary A. Ms.	184	Telford, John	133
Silva, Antonio	63	* Smith, Lynn Ms.	15	Stacy, Terry	103	* Summers, Chris	47	Teli, Yogesh R.	80
Silverfox, James F.	3	Smith, Mary Ms.	69	* Stafford, Alexander P.	45	Summers, Paul	22	Tennakoon, Ajantha T. K.	11
Sim, Patrick G.	165	Smith, Matt	171	* Stafford, Andrew	171	* Summers, Steve	51	Terry, Audrey K. Ms.	41
Simberg, Elliot K.	10	Smith, Michael A.	40	Stafford, Benjamin	139	Summersgill, Freya C. Ms.	45	Terry, Lisa J. Ms.	38
* Simbodial, Rohini	52	Smith, Michael S.	87	Stafford, Daryl M.	173	* Sumner, Nigel R.	46	* Terry, Steve	177
* Simmonds, David T.	92	Smith, Patrick C.	178	* Stafford, Gregory J.	46	Sunger, Darshan S.	178	Tewari, Virendra Ms.	146
Simmonds, John E.	141	* Smith, Paul	103	Stafford, Jeffery G.	85	Surdu, Florin	79	Thain, Manny	79
* Simmons, Andy	157	Smith, Paul D.	52	* Stark, Gary	147	* Suresh, Krishna	147	* Thakker, Bharat G.	77
Simmons, David	33	Smith, Paul M.	103	Stainer, Alan I.	53	* Suresh, Sasikala Ms.	80	Thaneswaran, Thane	145
Simms, Alicia R. Ms.	102	Smith, Peter	47	Stainer, Loricé	53	Surtees, Celia Ms.	74	Thanki, Mridu	74
Simms, Jim	165	Smith, Peter	133	* Stainton, Frances M. Ms.	69	Sutherland, Deborah M. Ms.	21	* Thayalan, Thay	115
Simon, Sylvia Ms.	73	Smith, Peter R.	17	* Stamirowski, Eva Ms.	124	Sutherland, Romin	9	Thennavan, Keerthikan	140
* Simon, Toby	53	Smith, Phil	113	Stانبury, Linda Ms.	158	Sutherland, Vincent	52	Theobald, Andrew C.	166
Simon, Ufuoma A. Ms.	26	Smith, Ricci M.	3	Stanbury, Steven G.	120	* Sutters, Stephanie J. Ms.	186	Theobald, Susan D. Ms.	167
Simone, Debbie Ms.	172	Smith, Richard C.	167	* Stanford, Geraldine Ms.	133	Sutton, Barry	133	Theodorou, Gina Ms.	111
Simons, Patricia A. Ms.	166	Smith, Robert C.	38	Stanier, Phil	121	Sutton, Esther M. Ms.	38	Theophanous, Daniel	64
* Simpson, David	134	Smith, Sharon Ms.	99	* Stanley, David C.	58	Sutton, Jenny Ms.	76	Thienel, Frank R.	72
Simpson, Elizabeth A. Ms.	124	Smith, Solomon	120	Stannard, Alka	59	Sutton, Matthew J.	86	Thienel, Gloria Ms.	172
* Simpson, Iain	122	Smith, Stephen P.	91	Stanton, Dominic	69	Sutton, Rubina B. Ms.	26	Thienel, Gloria R. Ms.	172
* Simpson, Joanne Ms.	121	Smith, Stephen P.	152	Stark, Ali	127	Sutton, Tracy Ms.	126	Thiessen, Ulla U.	23
* Simpson, Jonathan	34	Smith, Tom	32	* Stark, Michael	147	Swallow, Malcolm	147	Thind, Mandip S.	99
Simpson, Joseph N.	52	Smith, Tony	165	* Stark, Stephen	33	Swallow, Mike	93	* Thom, James S.	183
Sims, Michelle Ms.	153	Smith, Tristan J. L.	74	Startup, Colin H.	113	Swallow, Poppy Ms.	68	Thomas, Adam	57
Sinclair, Margaret Ms.	167	Smith, Wesley M.	86	Staveley, Peter	38	Swarna, Sharmila S.	141	Thomas, Alfred M.	165
Sinclair, Nicola	145	Smithard, Jane Ms.	191	* Stead, Brian	91	* Sweden, Richard C.	180	Thomas, Alice B. Ms.	104
* Singh, Amarjit	141	Smithard, Tom	125	Stead, Rob	57	Sweeney, John F. M.	126	Thomas, Archie C.	69
Singh, Gurcharan	46	Smith-Jefferys, Kerry F. Ms.	74	* Stears, Colin H.	167	Sweet, Alexander M.	76	Thomas, Barrie R.	15
Singh, Gurmit	40	Smith-Pryor, Sheila Ms.	178	Stedman, Andrew M.	52	* Sweet, William H. E.	183	* Thomas, Bobby	21
Singh, Harjinder	46	Smulian, Mark N.	64	* Steed, Andrew T.	48	* Sweeting, Jan Ms.	94	Thomas, Christine M. Ms.	80
Singh, Harjinder	145	Smy, Bob	115	Steed, Bob	113	* Swersky, Adam	82	Thomas, Christopher P.	92
* Singh, Harry	59	Smith, Gilbert	62	Steedman, Derek C.	17	Swidlicki, Pawel K. A.	157	Thomas, Collette D. Ms.	123
Singh, Hartej	189	Snell, James R.	86	Steedman, Kathy Ms.	15	Swingler, Diana L. Ms.	64	* Thomas, Daniel C.	9
Singh, Herdeep	98	* Snell, Peter	62	Steel, Bob	165	Sydial, Sylbourne S. B.	124	Thomas, Isabella Ms.	22
* Singh, Jagjit	94	Snowdon, Naomi Ms.	172	Steele, Violet M. Ms.	21	Syed, Moniruzzaman	171	Thomas, Kenny	146
* Singh, Jasjot	91	Soames, Gerald H.	20	Steinberger, Ita	62	Syed, Mustak	172	* Thomas, Mark D.	183
Singh, Maneesh	98	Soanes, Bonnie C.	59	* Steinberger, Simche	64	Syed, Shakeel A.	185	Thomas, Philip	40
Singh, Manjit	48	* Soanes, Cleo Ms.	159	* Stennett, Anne E. Ms.	76	Sykes, Greta	73	Thomas, Ryan J.	97
Singh, Sangita	33	Sodha, Ansuja	11	Stepanenko, Stepan	9	Sykes, Nicole Ms.	34	Thomas, Sam	135
Singhateh, Bakary	86	Sodha, Atul	92	Stephens, Thomas C.	189	Symes, Paul	103	* Thomas, Sheila M. Ms.	139
Sintim, Rose P. Ms.	184	Sodha, Ravi A.	79	Stephenson, Bill	80	Symes, Tania Ms.	113	Thomas, William	42
Sisson, Richard H.	20	Sofekun, Mayowa	160	Steranka, Joanna S. Ms.	86	Symons, Paul E.	86	* Thompson, Adrian C.	172
* Sitkin, Alan	51	Soininen, Riitta H. Ms.	180	Stern, Daniel	64	Szczelkun, Stefan	91	* Thompson, Daniel	158
* Situ, Johnson	159	Sokolowski, Tomasz	186	Stern, Jonny	11	Szymanski, Jacek	76	* Thompson, Frank N.	115
* Situ, Michael	159	Solanki, Dinesh B.	81	* Steven, Jim	53	Taafe, Nancy Ms.	178	* Thompson, Frederick H. V.	87
Skarpari, Vanessa	52	Solanki, Pradip	146	Stevens, Anthony N.	186	Tabrizi, Laela P. Ms.	57	Thompson, Helen Ms.	125
Skeen, Bettina S. J. Ms.	126	Solly, Imogen Ms.	125	Stevens, Denis H.	86	Taffs, Keith I.	87	* Thompson, James	38
Skeen, Oliver S.	127	Solola, Femi	59	Stevens, Kevin J.	97	Taggart, Louise Ms.	173	Thompson, James	171
* Skeete, Marsie Ms.	134	Solomons, Orde P.	126	* Stevens, Melanie M. Ms.	26	Tahir, Rumana Y.	4	Thompson, John	74
Skelly, Bob	159	Somers, Derek G.	152	Stevens, Richard F.	47	* Tailor, Hitesh	45	* Thompson, Margaret A. Ms.	113
Skey, Bryony Ms.	45	Somers, Rosemary Ms.	109	* Stevens, Timothy C.	27	Tailor, Nisha R.	113	Thompson, Marjorie E. Ms.	157
Skinner, Michael A.	34	Somers, William A.	108	Stevensen, Andrew J.	38	Taiwo, Bunmi Ms.	141	Thompson, Paul J.	190
Skipper, Ruud B.	39	Somerset, Anna Ms.	127	Stevenson, Ben	38	Taiwo, Lydia Ms.	137	* Thompson, Peter	99
Skriczka, Milly Ms.	160	Sommariva, Angelo A.	189	Stevenson, Mark	58	Taiwo, Yomi	139	Thompson, Peter J.	26
Slade, Daniel J.	26	Sonderskov, Rasmus J.	81	* Stevenson, Norman S.	81	* Talukder, Shamim	189	Thompson, Peter T.	73
Slater, Gerda Ms.	15	Songa, Jimmy	139	Stevenson, William R.	126	Tambourides, Andreas	8	Thompson, Phil	114
Slater, John M.	57	Sorathia, Keshav N.	46	Stewart, Becky Ms.	98	Tambourides, Joanna Ms.	9	Thompson, Richard C.	114
* Slater, Jonathan	127	* Sorba, Luke	127	Stewart, Charles E.	161	* Tandy, Colin	17	* Thompson, Robert G.	108
Slater, Stuart R.	15	Sorensen, Einar	39	* Stewart, Claire L. Ms.	53	Tandy, Emmanuelle C. Ms.	189	* Thompson, Robert S.	151
* Slaughter, June E. Ms.	17	Sosnierz, Jack	152	Stewart-Williams, Yvonne Ms.	130	Tang, Han-Ley	167	Thompson-Wood, Reuben	63
Slaughter, Maureen A. A. Ms.	15	Sosnowski, Leon	152	Stirling, Sheila J. Ms.	58	Tangri, Raj	98	* Thompstone, Reuben F.	9
Slaughter, Ronald A.	16	South, David	52	Stirling, William K.	108	Tank, Suleyman	108	Thomson, Angela J. Ms.	102
Slayford, Barry C.	41	South, Laurie	114	* Stock, Caroline Ms.	10	Tankard, Stephen	119	Thomson, Bruce	20
Sleat, Matthew P.	73	Southern, Tom	73	Stock, Katharine C. Ms.	185	Tanner, Gwendoline S. Ms.	28	* Thomson, Cameron A. J.	190
Sloan, Daniel	26	Southey, Olivia Ms.	97	Stocker, Kay S. Ms.	28	Tanner, Julian S. G.	97	Thomson, Karen G. Ms.	28
* Slocombe, Agnes C. Ms.	11	* Southgate, Peter	134	Stockford, Dominic F.	153	Tanto, Paul	153	* Thomson, Louisa Ms.	65
Small, Angus	103	* Southwood, Eleanor Ms.	22	Stockton, Edna J. Ms.	47	Tapsell, Dave	159	Thomson, William	191
Small, Hugh	190	Sowe, Mustafa	91	Stokes, Rachael E. Ms.	183	Taras, Christopher C.	159	Thorley, Matt	68
Smallwood, Chris	91	* Sowerby, Stephen	10	Stone, Chris	146	Tarofard, Abdul H.	34	Thorne, Chris	171
* Smart, Corinna M. Ms.	98	* Spalding, Malcolm D.	108	Stone-Fewings, Jo Ms.	122	* Tarry, Samuel P.	3	Thornton, Darren M.	151
Smith, Adrian J.	184	Spalding, Peter L.	39	Stoodley, William J.	82	Tary, Mustafa O.	42	Thornton, Zachary	173
Smith, Adrien	127	* Spall, Marian Ms.	103	* Stopp, Sam	23	Tatam, Robert F.	178	Thorpe of Mearns, Lynden A. Ms.	87
* Smith, Aidan M. A.	58	Sparrow, David	151	* Stots, Vincent	63	Tatar, Hakki	75	* Thorpe, Danny L.	59
Smith, Alan	38	* Sparrowhawk, Ted	141	Stopen, Alexander P.	28	Tate, Alan	165	Thorpe, David	104
* Smith, Alan	124	Spaul, Maurea Ms.	16	Stott, Robin B.	58	* Tatler, Shama S. Ms.	20	Thorpe, David	139
Smith, Althea Ms.	159	Spawls, Louisa M. Ms.	151	Stover, Philip R.	51	Tatton-Brown, Alexandra M. Ms.	109	Thorpe, Tony	167
Smith, Alun	69	* Speak, Stephen G. M.	152	* Stranack, Andrew J.	39	Tatton-Brown, Joe	108	Thrower, John H.	151
Smith, Andrew	8	* Speakman, Donald S.	40	Strange, Dan	124	Tattum, Ian S.	185	Thuraiajah, Vijay	147
Smith, Andrew C.	58	Speakman, Michael	146	Stranger, Harry R.	27	Taubin, Abby Ms.	178	Thurburn, Andrew J.	122
* Smith, Andrew P.	190	* Speck, Wendy M. Ms.	184	* Strathern, Alistair	178	Tavares, Michael J.	42	Thurogood-Hyde, Tomas W.	157
Smith, Andy	15	Speed, Ian J. D.	99	Street, John R.	28	Taylor, Aidan N.	179	Thurston, Chris	147
Smith, Barbara G. Ms.	102	Spence, Peter B.	86	Streeter, Gareth B.	38	Taylor, Andrew J. D.	191	Thurtle, John W.	86
* Smith, Brad	15	Spencer Smith, Harry	68	* Streeting, Wes	145	* Taylor, Barrie K.	190	* Tickner, Michael J.	27
* Smith, Carol M. Ms.	86	Spencer, Ben	158	* Strickland, Alan D.	74	Taylor, Chris	15	Tiedemann, Martin	119
* Smith, Charlie	158	Spencer, Benjamin	122	* Strickland, Tessa M. E. Ms.	185	Taylor, Christine M. Ms.	92	* Tierney, Jim	11
Smith, Chris	171	Spencer, Dominic M.	68	Stringer, Laura J. Ms.	40	Taylor, Christopher W.	27	Tilki, Hakki S.	54
Smith, Chris	173	Spencer, Maxine Ms.	33	Stringer, Sian Ms.	58	* Taylor, Doug	52	* Till, Alan	126
Smith, Christine Ms.	86	Sperry, Sophie A. Ms.	191	Stringer, Thomas S.	28	* Taylor, Geoff	65	Tillyard, James	160
Smith, Claire Ms.	40	Spiller, Thomas H.	63	Stuart, Amanda R.	113	Taylor, Joe	121	Timmins, Michael J.	120
* Smith, Colin P.	26	Spindler, Ingrid Ms.	3	Stuart, Elndige F. L. J.	184	Taylor, Kyle	161	Timmins, Will	32
* Smith, Danielle J. Ms.	4	* Spinella, Gio	32	Stuart, Marietta F. C. Ms.	120	* Taylor, Linda Ms.	135	Timmins, Ray	134
Smith, Dave	172	Spirling, Arthur G.	165	Sturdy, Paul L. W.	3	Taylor, Nigel W.	28	Tinkler, Angela K. Ms.	184
Smith, David	47	Spirling, Penny Ms.	165	Sturdy-Morton, Maria Ms.	68	Taylor, Oliver	125	Tinley, Jack	63
Smith, Derek L.	85	Spracklen, Andy	171	Styles, Kirsty Ms.	62	Taylor, Peter M.	184	* Tippet, Sarah V. Ms.	151
* Smith, Diane H. Ms.	28	Spring, Andy	157	Subramaniyam, Michael	11	Taylor, Phil	45	* Tippet-Cooper, John	133
* Smith, Edward	53	Springer, Bertlyn V. Ms.	173	Sudds, Diana Ms.	17	Taylor, Robert M.	3	Tiwari, Amit	59
Smith, Geoff	91	Springthorpe, Luke	41	Suheimat, Mandi Ms.	165	Taylor, Roger C.	38	Toal, Stephen	172
Smith, Graham	178	Spurrier, Christian	104	Sujan, Vijay	51	Taylor, Sarah Ms.	69	Toad, Caroline Ms.	109
* Smith, Greg	70	Squire, Roxanne Ms.	76	Sullivan, Bob	179	Taylor, Simon	161	* Todd, John R.	97
Smith, Helen Ms.	122	Squire, Stephen K.	53	Sullivan, Elva J.	27	Taylor, Stuart T.	32	* Todd, Robert D.	26
Smith, Iain A.	108	Squires, Alexandra J. Ms.	127	Sullivan, Jennifer E. Ms.	179	Tchiquina, Mario P.	23	* Toki, Aziz	189
* Smith, Jackie A. Ms.	59	Squires, Roy	125	Sullivan, Lewis	125	Teahan, Kathleen Ms.	145	Toki, Romena Ms.	190
Smith, Jim	127	St. James, Rosina R. M. Ms.	41	Sullivan, Sean	34	Teahan, Michael	147	Tom, Simon	32

Table listing candidates for London Borough Council elections in May 2014. Columns include candidate names and their corresponding numerical identifiers (190-941).

* Worby, Maureen M. Ms.	4
Worron, James	57
Wortley, Christopher E.	167
Wortley, Hilary V. Ms.	165
Wrack, Michael	174
Wrack, Sarah L. Ms.	179
Wraith, Alexandra Ms.	165
Wraith, Jerry	166
Wren, Bernadette Ms.	104
Wright, Alex	115
Wright, Anne Ms.	34
Wright, Charles E. F.	73
* Wright, Christopher	38
Wright, Desmond J.	41
Wright, Kelly A. Ms.	102
Wright, Ken	33
Wright, Liz Ms.	51
Wright, Martin	33
* Wright, Stephen J. L.	81
Wright, Timothy J.	63
Wyard, Dominic K.	123
Wyatt, Jenifer M. Ms.	151
Wye, Victoria E. Ms.	26
Wykes, Emma-Louise D. Ms.	113
Wynter, Paul	120
Wynter, William	122
Wypych, Agnieszka Ms.	65
* Yarde, James	34
* Yarrow, David A.	93
Yarwood, Sheila R. Ms.	9
Yeates, Laura J. Ms.	26
Yeo, Edmond H.	46
Yeoman, Angela Ms.	145
Yerli, Baris	145
Yiannitsarou, Amy Ms.	52
Yilmaz, Zeliha	178
* Yoganathan, Yogan	115
Yore, Michael P.	87
Youlton, Simon C. L.	165
* Young, Anthony C. B.	45
Young, Benjamin	81
* Young, Daniel	4
Young, Janet E. Ms.	48
Young, Sandra H. Ms.	121
Young, Savill	122
Youngusband, Peter R.	122
Younis, Ali	146
Yurtseven, Murat	53
Yusuf, Hamsa	59
Yusuf, Hassan	51
Yusuf, Seran	27
Yusuff, Mariam Ms.	159
Zabavnik, Bozidar	68
Zaidi, Misdaq S. H.	165
Zaman, Aktaruz	173
Zaman, Farhana Ms.	173
Zaman, Mohammed K.	28
Zaman, Mohammed S.	3
* Zammett, Neil	145
* Zanitchkhah, Linda Ms.	4
Zavros, Maria Ms.	54
Zeid, Jeremy S.	80
Zerdin, David L.	47
Zhang, Nick C.	185
Zhubi, Besart	108
Zihni, Niyazi	53
* Zinkin, Peter	8
Zolnierzak, Weronika Ms.	62
Zommer, Yuval	189
Zsikhotska, Lubov	171
* Zubairi, Zakia	8
* Zuchowska, Hanna A. Ms.	167
Zuleta, Lorraine Ms.	157



This map shows the ONS definition of inner / outer London. The London Plan uses a different definition.

Previous publications on elections in London

General Election of Greater London Councillors - 9 April 1964
London Borough Council Elections - 7 May 1964
General Election of Greater London Councillors - 13 April 1967
London Borough Council Elections - 9 May 1968
Greater London Council Elections - 9 April 1970
London Borough Council Elections - 13 May 1971
Greater London Council Elections - 12 April 1973
London Borough Council Elections - 2 May 1974
Greater London Council Elections - 5 May 1977
London Borough Council Elections - 4 May 1978
Greater London Council Elections - 7 May 1981
London Borough Council Elections - 6 May 1982
London Borough Council Elections - 8 May 1986
Inner London Education Authority Direct Elections - 8 May 1986
London Borough Council Elections - 3 May 1990
London Borough Council By-elections - May 1990 to May 1994
London Borough Council Elections - 5 May 1994
London Borough Council Elections - 7 May 1998
London Borough Council Elections - 2 May 2002
The 2004 London Elections
London Borough Council Elections - 4 May 2006
The 2008 London Elections
London Borough Council Elections - 6 May 2010

Published 1964 to 1982 by the Greater London Council, 1986 by the London Residuary Body, 1990 to 1998 by the London Research Centre, and 2002 to 2014 by the Greater London Authority.

Other formats and languages

For a large print, Braille, disc, sign language video or audio-tape version of this document, please contact us at the address below:

Public Liaison Unit

Greater London Authority
City Hall
The Queen's Walk
More London
London SE1 2AA

Telephone **020 7983 4100**
Minicom **020 7983 4458**
www.london.gov.uk

You will need to supply your name, your postal address and state the format and title of the publication you require.

If you would like a summary of this document in your language, please phone the number or contact us at the address above.

Chinese

如果需您母語版本的此文件，
請致電以下號碼或與下列地址聯絡

Vietnamese

Nếu bạn muốn có văn bản tài liệu này bằng ngôn ngữ của mình, hãy liên hệ theo số điện thoại hoặc địa chỉ dưới đây.

Greek

Αν θέλετε να αποκτήσετε αντίγραφο του παρόντος εγγράφου στη δική σας γλώσσα, παρακαλείστε να επικοινωνήσετε τηλεφωνικά στον αριθμό αυτό ή ταχυδρομικά στην παρακάτω διεύθυνση.

Turkish

Bu belgenin kendi dilinizde hazırlanmış bir nüshasını edinmek için, lütfen aşağıdaki telefon numarasını arayınız veya adrese başvurunuz.

Punjabi

ਜੇ ਤੁਹਾਨੂੰ ਇਸ ਦਸਤਾਵੇਜ਼ ਦੀ ਕਾਪੀ ਤੁਹਾਡੀ ਆਪਣੀ ਭਾਸ਼ਾ ਵਿਚ ਚਾਹੀਦੀ ਹੈ, ਤਾਂ ਹੇਠ ਲਿਖੇ ਨੰਬਰ 'ਤੇ ਫ਼ੋਨ ਕਰੋ ਜਾਂ ਹੇਠ ਲਿਖੇ ਪਤੇ 'ਤੇ ਰਾਬਤਾ ਕਰੋ:

Hindi

यदि आप इस दस्तावेज की प्रति अपनी भाषा में चाहते हैं, तो कृपया निम्नलिखित नंबर पर फोन करें अथवा नीचे दिये गये पते पर संपर्क करें

Bengali

আপনি যদি আপনার ভাষায় এই দলিলের প্রতিলিপি (কপি) চান, তা হলে নিচের ফোন নম্বরে বা ঠিকানায় অনুগ্রহ করে যোগাযোগ করুন।

Urdu

اگر آپ اس دستاویز کی نقل اپنی زبان میں چاہتے ہیں، تو براہ کرم نیچے دئے گئے نمبر پر فون کریں یا دیئے گئے پتے پر رابطہ کریں

Arabic

إذا أردت نسخة من هذه الوثيقة بلغتك، يرجى الاتصال برقم الهاتف أو مراسلة العنوان أدناه

Gujarati

જો તમને આ દસ્તાવેજની નકલ તમારી ભાષામાં જોઈતી હોય તો, કૃપા કરી આપેલ નંબર ઉપર ફોન કરો અથવા નીચેના સરનામે સંપર્ક સાધો.