

**AP 1358  
(6<sup>th</sup> Edition)**

**UNIFORM DRESS AND APPEARANCE REGULATIONS  
FOR THE ROYAL AIR FORCE  
PRINCESS MARY'S ROYAL AIR FORCE NURSING SERVICE  
AUXILIARY AND RESERVE FORCES**



**MINISTRY OF DEFENCE 2004**

**By Command of the Defence Council**

AMENDMENT LIST RECORD

AMENDMENT LIST		AMENDED CHAPTERS	DATE
No	DATE		
ONE	Jul 05	One, Two, Three, Seven, Eight, Ten	Jul 05
TWO	Oct 05	Two, Five	Oct 05
THREE	Nov 05	Two	Nov 05
FOUR	Dec 05	One	Dec 05
FIVE	Feb 06	Five	Feb 06
SIX	Apr 06	Two, Seven	Apr 06
SEVEN	Sep 06	Seven	Sep 06
EIGHT	Oct 07	One, Seven	Oct 07
NINE	Sep 08	One	Sep 08
TEN	Mar 09	One, Two, Three, Seven Eight	Mar 09
ELEVEN	Jun 09	One	Jun 09
TWELVE	Jul 09	One	Jul 09
THIRTEEN	Mar 10	Two, Seven	Mar 10
FOURTEEN	Jul 10	One, Seven	Jul 10
FIFTEEN	Aug 10	Eight	Aug 10
SIXTEEN	Jan 11	Two, Three	Jan 11
SEVENTEEN	Jan 12	One, Two	Jan 13
EIGHTEEN	Feb 13	One, Two	Feb 13

## **NOTES FOR USERS**

1. This manual supersedes AP 1358 (5<sup>th</sup> edition). All policy letters issued up to and including 25 Feb 13 have been incorporated.
2. Further changes to the Royal Air Force Dress Regulations will be notified by amendments issued bi-annually or earlier if required.
3. The wearing of military uniform by unauthorised persons is an indictable offence under the Uniforms Act 1894. Offenders are liable to arrest when intending to deceive by purporting to be a military person.

## **CONTENTS**

### **Chapter**

- |           |  |
|-----------|--|
| <b>1</b>  | General Instructions on Uniform Dress and Appearance   |
| <b>2</b>  | Royal Air Force Orders of Dress (Male personnel)   |
| <b>3</b>  | Royal Air Force Orders of Dress (Female personnel)   |
| <b>4</b>  | PMRAFNS Orders of Dress  |
| <b>5</b>  | Physical Education Branch Orders of Dress  |
| <b>6</b>  | Aircrew (Male and Female) Orders of Dress  |
| <b>7</b>  | Distinguishing Insignia  |
| <b>8</b>  | Orders, Decorations and Medals   |
| <b>9</b>  | Wearing of Aiguillettes, Swords, Ceremonial Belts, White Gloves and Webbing                    |
| <b>10</b> | Guide to Correct Order of Dress when Attending Functions or Participating in Ceremonial Events |

**CHAPTER 1****GENERAL INSTRUCTIONS**

<b>Contents</b>	<b>Para</b>
<b>UNIFORM DRESS</b>	
Introduction	0101
Authorised Patterns	0102
Orders of Dress	0103
Scales of Clothing	0104
Initial Outfitting Allowances and Maintenance of Service Clothing	0107
Wearing of Uniform In Public (UK)	0109
Wearing of Uniform By Airmen/Women After Discharge Or Transfer To The Reserve	0114
Wearing of Uniform At Private Weddings, Civil Partnerships or Funerals	0115
Wearing of Uniform In Foreign Countries	0116
Wearing of Uniform by Retired, Reserve and Royal Auxiliary Air Force Officers	0117
Wearing the Uniforms of Voluntary Organisations	0118
Dress for Station Duty Personnel	0119
Name Badges	0120
Dress for Passengers – Air and Sea Trooping	0121
Dress for Equerries and ADCs	0122
Personnel on Loan Service or Secondment	0123
Dress when Off Duty and for Social and Sporting Events	0124
Wearing of Head-Dress	0126
Motor Bicycle and Bicycle Crash Helmets	0128
Canes and Pace Sticks	0129
Blue sashes	0130
Sunglasses	0132
Wearing of Temporary/National Emblems	0134
Duty Armlets	0136
Mourning Bands	0137

Female Hosiery	0139
Umbrellas	0140
Cufflinks	0141
Gloves	0142
Stable Belts/Female Money Belts	0143
Handbags, Briefcases, Rucksacks, Sport Bags and Holdalls	0144
Blazers	0145
Boots and Overshoes	0147
Scarves	0148
Ballgowns	0149
Inspection of Kit	0150

### **APPEARANCE**

Growth of Hair & Beards – Male Personnel	0151
Hairdressing and Cosmetics – Female Personnel	0155
Wearing of Trinkets & Jewellery – All Personnel	0157
Charity Wristbands	0159
Body Piercing – All Personnel	0160
Tattoos – General Guidance	0161

## UNIFORM DRESS

### Introduction

**0101.** The regulations in this publication supersede the contents of AP 1358 (5<sup>th</sup> Edition). They apply to officers, non-commissioned ranks serving in the Royal Air Force (RAF) and its ancillary forces and other personnel who are authorised to wear RAF pattern uniform. Orders for the Air Cadet Organisation are contained within AP1358C.

### Authorised Patterns ([QR 194](#))

**0102.** The only patterns of dress and insignia to be worn with RAF uniform are those authorised by the Ministry of Defence (Air Force Board Standing Committee (AFBSC)). Patterns and/or specifications for approved items are held by the Defence Clothing Team (DCT). Personnel who obtain items of uniform through trade sources are responsible for ensuring that they conform to the approved patterns. The prescribed patterns are to be adhered to and personnel will be responsible for the cost of replacing or restoring to the approved pattern any articles (including footwear) that they alter without authority or which are so altered as a result of their instructions.

### Orders of Dress

**0103.** Chaps 2, 3, 4 and 6 show illustrations and detail individual 'Orders of Dress'. Guidance on the orders of dress for specific ceremonial and other important occasions is contained in the Annexes to Chap 10.

### Scales of Clothing

**0104.** [JSP 886 Vol 6 Part 5](#) lists the entitlement of free-issue clothing to officers on first appointment. [RAF GAI 1022](#) lists the scales of warm weather clothing prescribed for service outside the UK.

**0105.** JSP 886 Vol 6 Part 5, details the following scales:

- a. **Scale [C101-C104](#)** – lists entitlement to free-issue clothing for non-commissioned ranks..
- b. **Scale [C301](#)** - lists the initial outfitting and the supplementary trade and protective clothing items for non-commissioned ranks..

**0106.** The military outfitters who are advised of any changes by DCT already know full descriptions and purchase instructions for bespoke items.

## **Outfitting Allowances and Maintenance of Service Clothing**

**0107. Officers.** On initial appointment, officers and officer cadets receive free issues of uniform iaw the current scales as held in the clothing stores. Income tax relief is provided for the maintenance and replacement of officers' uniform items. However, flying, specialist and protective clothing are issued and maintained at public expense.

**0108. Non-commissioned Ranks.** Initial and replacement issues (iaw the time scales held by Supply Squadron) of airmen's and airwomen's uniform clothing, are free of charge, with the exception of premature replacements occasioned by individual neglect or culpability.

## **Wearing of Uniform in Public (UK)**

**0109.** The wearing of uniform in public demands the highest standards of dress, bearing and behaviour, and Service personnel must be aware that they are effectively representing the Service. A higher public profile for the Service through the wearing of uniform in public should have a positive effect on defence in the public eye. It is therefore incumbent upon all those wearing uniform to be aware that it is their duty not to bring the Service into disrepute as a result of their demeanour or actions, or otherwise to impact adversely on the efficiency or reputation of the Armed Forces.

## **General**

**0110.** The order of dress on different occasions is set out below:

- a. Uniform is to be worn by all Service personnel while on duty, except when authority to the contrary is given, and on such other occasions as may be ordered.
- b. The type of uniform to be worn by Service personnel is laid down in the follow-on chapters of this AP.
- c. A mix of civilian and military clothing is not to be worn<sup>1</sup>.
- d. Ministers and the Chain of Command wish to encourage the greater wearing of uniform in public by Service personnel on or off duty. This approach will require leadership based on the assumption that the default position is that personnel will wear uniform rather than will not. There are however occasions, set out below, where it would not be considered appropriate.

---

<sup>1</sup> The exception is when travelling by motorcycle/bicycle when it is accepted that uniform does not provide the necessary protection

e. All of the occasions outlined below can be changed at the discretion of local commanders, taking into account, for example, security assessments and appropriate single-Service guidance. Security guidelines for the wearing of uniform in public are promulgated in JSP 440 Defence Manual of Security Part 7 Sect 1 Chap 7.

**0111. Occasions on which uniform should generally be worn:**

- a. On duty in the work place.
- b. On duty outside the work place e.g. formal military events, working parties.
- c. Representing the Service e.g. during visits to affiliates.
- d. At events sponsored by Service-related organisations e.g. SSAFA Big Brew and RAFA Wings Collection.
- e. Participating in military parades e.g. Battle of Britain, Remembrance Day, Freedom Parades, and Military/State Funerals.
- f. Participating in Royal events e.g. Royal Garden Parties, Reviews, Parades, Investitures, visits and ceremonial parades for foreign Royalty or Head of State.
- g. On specific occasions designated by the Chain of Command.



**0112. Occasions on which the wearing of uniform is encouraged (subject to local commander's direction and including security and threat assessments):**

- a. Visits to civilian amenities e.g. bank, garage, shopping, coffee shops.
- b. Travelling from place of duty to place of duty. Uniform should be worn irrespective of the method of travel e.g. public or private transport or on foot.
- c. Travelling to and from residence to place of duty. Uniform may be worn irrespective of the method of travel e.g. public or private transport or on foot.
- d. Travelling to and from leave.
- e. Transiting through civil airports when travelling to and from residence to place of duty, from place of duty to place of duty, and to and from leave.
- f. Service Approved Category 2 Un-established Commitments e.g. official steward duties at Wimbledon.
- g. When deemed appropriate by the Commanding Officer, attending events whilst off duty or on leave e.g. civil or Service wedding, graduation ceremonies.
- h. When deemed appropriate by the Commanding Officer, individuals can wear uniform when attending civilian court as a defendant, witness, or representative of the Service.

**0113. Occasions on which uniform is not to be worn:**

- a. On leave
- b. Visits to licensed premises (including when not consuming alcohol), except when specifically approved by the Chain of Command.
- c. Representing a third party e.g. part-time employment outside of working hours.
- d. Functions where fancy dress is worn; the wearing of uniform of obsolete design which is clearly distinguishable from the pattern currently worn is, however, permitted.
- e. Carnival processions and other occasions when the reputation or political impartiality of the Armed Forces might be brought into question (e.g. political meetings).
- f. Hitchhiking.

**Wearing of Uniform by Airmen/Airwomen after Discharge or Transfer to the Reserve**

**0114. Non-commissioned ranks** are not to wear uniform after their discharge from the Service. The wearing of uniform by reservists is only permissible when called out on permanent service; in aid of the civil power; when undergoing annual or other training; and when otherwise engaged in employment of which it is an express condition, that while employed therein, they are subject to Air Force Law. **See Para 0117** for rules regarding Retired, Reserve and Royal Auxiliary Air Force Officers.

**Wearing of Uniform at Private Weddings, Civil Partnership Registrations and Funerals**

**0115.** Subject to CO's approval, personnel may wear No 1 SD at private weddings, civil partnership registrations and funerals. Prior to the event individuals are to check with RAFP or MOD Police regarding the current security situation. **See Para 0116** regarding weddings in foreign countries.

### **Wearing of Uniform in Foreign Countries**

**0116.** Except when serving with a British Force, RAF personnel are not to wear uniform whilst in a foreign country without having obtained the permission of the Service representative in that country. Such permission will usually be confined to personnel who are employed on duty, or attending Court or State ceremonies to which they have been officially invited. However, exceptionally, and under strict directives given by the appropriate Service Authority, requests to wear uniform for other suitable reasons, such as manoeuvres, weddings, etc, may be submitted for consideration. Such requests are to be referred to Air Command A4 Ceremonial and Policy.

### **Wearing of Uniform by retired, reserve and Royal Auxiliary Air Force Officers**

**0117. Occasions when No 1 Service Dress may be worn.** Officers on the Retired and Reserve Lists, Royal Auxiliary Air Force officers and ex officers who are permitted to retain their rank may wear uniform on the following occasions:

a. When attending:

- (1) Investitures and Royal Garden Parties.
- (2) State ceremonial occasions.
- (3) Parades in an official capacity, in connection with the celebration of the Sovereign's birthday.
- (4) Their own wedding or other military weddings when the sponsor requests the wearing of uniform.
- (5) When attending formal Service functions.

b. When participating in an official capacity, in:

- (1) Non-Service parades.
- (2) War Memorial services and associated parades.

c. When inspecting or visiting:

- (1) RAuxAF units in an official capacity.

- (2) Units of the Combined Cadet Force (CCF) of the Air Training Corps (ATC) on behalf of the Ministry of Defence or Territorial and Auxiliary Forces Associations.
- d. When appointed for service with the ATC (the rank badges to be worn are those appropriate to the ATC appointment).
  - e. When on duty as officials duly appointed by the Ministry of Defence.
  - f. When holding the appointments of ADC to Her Majesty's Governor General or Governor.
  - g. When holding the appointment of Lord Lieutenant or Deputy Lord Lieutenant of a county, High Sheriff or Sheriff and discharging the duties of that appointment. (Lieutenancy insignia may not be worn on RAF dress but entitled RAF flying badges may be worn on the Lieutenancy dress).

#### **Wearing the Uniform of Voluntary Organisations. ([QR J200](#))**

**0118.** Service personnel may wear the uniform of non-political voluntary organisations (e.g. St. John's Ambulance Brigade, the Salvation Army, and the Scouts, etc) on appropriate occasions provided there is no interference with Service duties and obligations but they may not wear the uniform of political organisations.

#### **Dress for Station Duty Personnel**

**0119.** Dress for station duty personnel, e.g. Station Duty Officer, Orderly Officer etc, should be published by commanding officers in accordance with command policy. Whilst the wearing of No 1 Service Dress (No 1 SD) is usually to be reserved for ceremonial and formal occasions, local commanders may authorise its use by duty personnel when they consider this to be appropriate.

#### **Name Badges**

**0120.** Officers are to wear name badges, except on ceremonial occasions, on No 1 SD, No 6 SD and on No 2 SD when the jersey is worn. The badge is to be of blue plastic and is to be worn centrally above the right breast pocket of the jacket or horizontally just below the right shoulder of the jersey. Personnel employed on recruiting and instructional duties are to wear similar badges in the same manner.

**Dress for Passengers – Air and Sea Trooping**

**0121.** Dress regulations for air and sea travel will be dependant upon travel method, destination and/or type of operation/move. Details will normally be as detailed in JSP 356, Chap 15 or individual theatre travel instructions

**Dress for Equerries and ADC's**

**0122.** As appropriate to their ranks and the occasion, Service uniform may be worn by RAF officers, appointed as equerries to the Sovereign or other members of the Royal Family or as ADC to a Governor-General, Commissioner-General etc, (as listed in the table of aiguillette entitlements at **Chap 9**).

**Personnel on Loan Service or Secondment**

**0123.** RAF uniform is to be worn by personnel on loan service or secondment to other forces unless otherwise stipulated in the memoranda governing their appointments. Personnel of other forces on loan service or secondment to the Royal Air Force are to wear the uniform of their services on all appropriate occasions.

**Dress When off Duty and For Social and Sporting Events**

**0124.** All RAF personnel at home units should normally wear civilian clothes when they are not required for duty. However, officers, WOs and SNCOs wear uniform on the following occasions.

- a. At formal functions in an Officers' Mess, Sergeants' Mess or Junior Ranks' Club, when the appropriate form of dress is No 1, 4 or 5 SD uniforms and, when overseas, the warm-weather dress equivalents. When attending an informal function in any of these Messes, officers and SNCOs are to wear suitable or civilian dress as detailed in Mess Dress Regulations.
- b. At inter-Service boxing tournaments No 5 or 8 Mess Dress is normally worn. Dress at RAF boxing tournaments is to be at the discretion of the Commander-in-Chief of the host station.

**0125.** Notwithstanding the above, COs have the discretionary power to order that uniform be worn on particular off-duty occasions, should they consider it necessary.

## Wearing of Head-dress

**0126.** When wearing uniform outdoors, on or off base, headdress is to be worn by all personnel in the following manner:

- a. **No 1 SD Hat.** The No 1 SD hat is to be worn so that the bottom of the hat is 25mm above the eyebrows, the front of the hat level and the badge positioned centrally. The chinstrap is to be taut and positioned to cover the blue seam between the hatband and peak. RAF Police personnel of the rank of WO and below wear a white-topped SD Hat when wearing all variations of No 1 or No 2 SD. The No 1 SD hat is never worn with CS 95.
- b. **Field Service Cap.** The field service cap, which is an optional extra at own expense, is worn tilted to the right so that that front edge is approximately 25mm above the eyebrows and the side edge is approximately 12mm above the right ear. The material is blue/grey worsted baratheia of standard styling for wg cdrs and below; for gp capts and air officers the cap is piped in Minerva blue. Officers of 2\* rank and above only may elect to wear the FSC with combat dress.
- c. **Beret.** The beret is to be worn so that the black band is horizontal around the head and 25mm above the eyebrows. The surplus material is to be pulled down over the right ear and the badge clearly displayed in a position directly above the left eye. The adjustment ribbon is to be secured with a knot and the surplus ends hidden from sight.
- d. **Turbans.** Officers and airmen of Sikh religion may wear turbans of the approved Service pattern and colour, instead of uniform headdress. The appropriate cap badge is to be fitted centrally on the turban with its base at the apex of the triangle of the headband. When necessary to wear specialist headgear such as combat helmets or flying helmets the turban has to be removed and the patka (mini turban) may be worn.
- e. **Hijabs.** Muslim females may wear Hijabs of the approved pattern and colour under their uniform headdress except when operational, training or health and safety considerations dictate otherwise. It is worn without cap badge under the hat outdoors and without hat indoors. The hijab is to be worn in such a way that rank slides are visible at all times.

**0127.** Hats need not be worn: ([QR 202](#))

- a. When indoors at designated place of work.
- b. When in FOD hazard areas.
- c. When serving detention.

- d. When otherwise ordered.
- e. When engaged on PEd instructional duties (PTIs only).
- f. When attending a church service (female personnel excepted).
- g. Male personnel, other than members of the Jewish faith or of other religions which require the head to be covered on solemn occasions, when in civil or Service courts and when taking oaths, are to have the head uncovered whenever they take oaths. (See AP 3265 – Guide to Legal Procedures).
- h. Additionally, except when on duty under arms, Service personnel in civil courts are not to wear their headdress while the judge or magistrate is present.

### **Wearing of Personal Protective Equipment with Uniform**

**0128.** Personal Protective Equipment can be worn with uniform in the following circumstances:

- a. **Motorbike and Bicycle Crash Helmets.** When riding motorbikes, personnel are to conform to the law, in or out of uniform and, with the exception of Sikhs wearing turbans, wear approved civilian pattern crash helmets when riding motorbikes. Personnel may wear cycle helmets when riding bicycles. When in uniform, the headdress appropriate to the uniform worn is to be carried and, once alighted from the motorbike or bicycle, is to replace the crash/cycle helmet before proceeding on foot away from the parked motorbike or bicycle. Similarly, uniform headdress is worn up until the point of return back to the motorbike or bicycle before replacing with the crash/cycle helmet. When riding motorcycles or bicycles the mixing of uniform and civilian dress is forbidden with the exception of protective headgear; either full uniform or full civilian dress is to be worn.
- b. **Reflective Belts.** The Reflective Belt can be worn around the waist over the outer clothing layer with normal working dress (No 2 SD and No 7 SD) and other specialist working uniforms (e.g. combat uniform, flying clothing, PTI, etc).

Use of the belt is not centrally mandated, and can be used by individuals at their own discretion. The majority of use is expected for those travelling to and from work in the hours of darkness, where their use is encouraged for pedestrians or cyclists. However, they are NOT a substitute for Hi-Viz vests and jackets that are worn in defined hazard areas (e.g. ac manoeuvring areas, ac loading/unloading, ac maintenance, MT yards, Gate Guards and VCPs, Marching Troops, etc).

**0129.** Only the following uniformed personnel are permitted to carry canes and pace sticks in the performance of their duties:

- a. Chief of the Air Staff's Warrant Officer (Rosewood cane).
- b. Station Warrant Officers (Black cane).
- c. Command Warrant Officer (Reserves) (Ash cane)
- d. Pace sticks – by NCO drill instructors actively engaged on drill instructional duties.

With the exception of CASWO and CWO (Res), canes are only to be used at individual's parent units. Only canes of the approved pattern are to be used. The pace stick is not to be altered or defaced in any way that results in a deviation from the original pattern but it can be stained either rosewood or light mahogany.

### **Blue sashes**

**0130. Blue Waist Sash.** The following personnel are authorised to wear the blue waist sash on the occasions shown:

- a. Officers employed as HM the Queen's Gentlemen Ushers.
- b. All ranks when employed on AFB ushering duties at the direction of RAF Ceremonial.

**0131. Blue Shoulder Sash.** The following personnel are authorised to wear the blue shoulder sash on the occasions shown:

- a. WOs and SNCOs of The Queens Colour Squadron when on parade.
- b. **Station WOs on ceremonial and representative duties, when deemed appropriate by the event sponsor.**
- c. IOT and recruit training instructors at established recruit or trade training establishments. It is only to be worn whilst on parade.
- e. WOs and SNCO escorts to Queens Colours **and Squadron standards.**

### **Sunglasses**



**0132. Occasions for Wear.** Epidemiological evidence exists which links sunlight exposure to certain eye diseases. Where the line manager is aware of a hazard to health through exposure to sunlight, as a consequence of duty, an individual may be permitted to wear Service issue or suitably styled civilian purchased UV blocking sunglasses as follows:

- a. **Aircrew.** Aircrew engaged in flying duties are to adhere to current flying safety regulations. On all other occasions they are to adhere to the rules below.
- b. **Ground Personnel.** On health and safety grounds, Service issue or suitable civilian purchased sunglasses may be worn with uniform, outdoors, both in UK and overseas. For similar reasons, personnel employed on Service duties such as air traffic control, driving and guard duty, etc, may wear sunglasses.
- c. **Medically Prescribed Tinted Spectacle and Sunglasses.** Non-Service issue prescription tinted spectacles or sunglasses, prescribed for health reasons, may be worn with uniform at all times either in the UK or overseas. However, in style and colour, they are to accord with the instructions detailed in Para 0131, b, below.
- d. **Parades.** Non-prescription sunglasses are not to be worn on parade or other formal occasions unless specifically authorised.

**0133. Authorised Patterns.** Only the following pattern of sunglasses are authorised for wear with uniform:

- a. **Service Issue Sunglasses.** All personnel posted or detached to a warm weather clothing area are entitled to one pair of Service issue sunglasses; these are available through the normal supply chain.
- b. **Civilian Glasses and Sunglasses.** Civilian glasses or sunglasses of a plain sober pattern may be worn with uniform. They are to be unobtrusive in style and neither eccentric nor “eye catching”. Frames are to be of standard style and colour; bright or multi-coloured frames are not permitted. Lenses are not to be mirrored and are to be of a dark colour similar to the Service issue. The commanding officer shall be the arbiter upon what is an acceptable colour or style.

### **Temporary/National Emblems**

**0134.** No unauthorised ornament or emblem is to be worn with uniform. The following exceptions are permitted:

- a. The national flower or emblem on St George's, St Andrew's, St David's and St Patrick's Day, according to nationality; NOT to be worn on parade.
- b. **Remembrance Day Poppy.** The poppy may be worn from the onset of sales. Poppies are to be removed after the National and local observation of remembrance has concluded each year. The Remembrance Day Poppy is to be worn on parade (see para 133 below).
- c. Flags and emblems on the authorised day; NOT to be worn on parade.

**0135.** Emblems should be of conventional dimensions and are to be worn immediately above the right breast pocket of the No 1 SD jacket and in the corresponding position on warm-weather dresses, jerseys and combat uniform. When worn with the greatcoat it is to be worn on the left lapel. In order to avoid damaging the waterproof materials, emblems are not to be worn with the GPJ or wet weather outerwear.

### **Duty Armllets**

**0136.** Identifying armllets, used by personnel in the performance of designated station duties, are to be worn on the left sleeve, positioned midway between the elbow and the shoulder. (See Chap 7)

### **Mourning Bands ([QR J196](#))**

**0137.** Royal mourning (previously known as Court Mourning) is not generally observed by the armed forces. With the exception of private mourning (see (g) below) only officers and WOs are to wear mourning bands. During periods for which national mourning (previously known as Service Mourning) is ordered ([QR J172](#)), they are to wear bands, only in the following orders of dress and on the occasions listed below. A mourning band is a piece of black crepe 3¼ inches wide. It is worn on the left sleeve, positioned so that the bottom of the band lies two inches above the elbow. Identifying armllets worn at the same time as mourning are to be worn on the right sleeve.

- a. A mourning band will only ever be worn in parade uniform where there is a jacket.
- b. Unless otherwise indicated by the family, officers attending Service funerals in uniform are to wear a mourning band. Officers on duty at these events will also wear mourning bands, whether in the procession, acting as ushers, or in another capacity. These rules apply to officers attending associated memorial services held on the same day.
- c. Officers who wear plain clothes on duty during a period of National mourning are recommended to wear black ties.

- d. WOs attending Service funerals in uniform, or acting as ushers are to wear mourning bands. They are not to wear them if they are on duty in the procession (including bearer parties), lining the route or elsewhere. These rules apply to WOs attending associated memorial services held on the same day.
- e. Mourning bands are not to be worn at any other memorial services or other ceremonies such as the unveiling of memorials and Remembrance services.
- f. When ordered by a Commanding Officer, for example following the death of a member of the unit, or at reception ceremonies related to the repatriation of a body or remains, mourning bands are to be worn by officers and WOs only, and in accordance with the instructions at (a)-(d) above. Bearer parties are not to wear mourning bands.
- g. When, exceptionally, Service personnel wear uniform in private mourning (for example at a family funeral) they may wear a mourning band if so desired. This is the only occasion on which Service personnel below the rank of WO may wear mourning bands.
- h. Mourning bands are not to be worn at Court unless the Court is in mourning. (See also [QR J173](#) on Royal Mourning).

**0138.** The Ministry of Defence will issue instructions for the observation of National mourning. Mourning bands are “pooled items” and may be demanded through unit clothing stores. Any queries or questions on mourning rulings should be referred to Air Command A4 ([UCPSM Cer and Pol](#))).

### **Female Hosiery**

**0139.** The approved uniform dress hose colour is as follows:

- a. **In UK.** Nearly black stockings or tights are to be worn with the No 2 SD skirt. When on parade in No 1 SD Skirt, 15 Denier – nearly Black stockings or tights are to be worn. Black issue socks are worn with No 1 SD and No 2 SD trousers.
- b. **Warm Weather Areas.** Beige hosiery is to be worn with No 6 SD (KD) skirts and frocks. When wearing blue uniform the rules above apply.

### **Optional Dress Items**

**0140. Umbrellas.** Personal umbrellas may be carried for use by all personnel whilst in uniform, except when on parade or participating in other ceremonial occasions. They are to be plain handled and black in colour.

**0141. Cufflinks.** Cufflinks prescribed for officers and WOs with formal orders of dress are to be plain gold or have similar appearance. WOs and SNCOs may also wear cuff links of this specification with the No 5 and optional version of the No 8 dress. Service related cufflinks (for example, the RAF Benevolent Fund heart roundel) may be worn by all ranks with No2A dress, subject to local commander's discretion.

**0142. Gloves.**

**a. Officers & WOs.** Regardless of season, officers and WOs are to wear brown leather gloves on the following occasions:

(1) On all parades in No 1 SD (except when swords are carried).

(2) When ordered on ceremonial and other formal occasions.

Additionally, brown gloves may be worn or carried when in No 1 SD (unconnected with ceremonial) or working dress.

**b. Flight Sergeants & Below.** Personnel of flight sergeant rank and below may wear official pattern black leather gloves when ordered on ceremonial and other formal occasions. Additionally, black leather gloves may be worn or carried when in No 1 dress (unconnected with ceremonial) and working dress.

**0143. Stable Belts/Female Money Belts (Optional Extras).** The only recognised stable belts permitted for wear with uniform are the RAF, the RAF Regt and RAFF stable belts. All styles of belt are optional extras, available for male and female, and purchased at private expense. Additionally, females may continue to wear the approved 'optional' blue woven money (purse) belt. Unless otherwise ordered, stable belts or female money belts may only be worn with No 2A, 2B, 7A and 7B SD only. Stable belts may be worn with CS95 and DCC, but only as "barrack wear", when in the field it is not to be worn. Stable belts and money belts are not to be worn outside of jerseys or jackets at any time.

**0144. Handbags, Brief Cases, Rucksacks, Sports Bags and Holdalls.**

**a. Handbags.** Except on parade and when in operational clothing female personnel may carry Service-issue handbags when wearing all other forms of uniform. They are to be carried either over the left shoulder with the adjustable strap fully extended, or in the left hand if the strap is shortened by means of the press-studs.

**b. Brief Cases.** Brief cases may be used, but they are to be of plain dark colour. Brief cases are to be carried in manner to permit the paying of compliments when necessary.

**c. Rucksacks, Sports Bags & Holdalls.** The Service issue blue RAF Rucksack is the only non-specialist sports bag of this range permitted for use when in uniform. The rucksack is to be carried in such a manner as to facilitate the paying and receiving of compliments.

**0145. RAF Sports Representative Blazer.** Only personnel who have represented the RAF at home, in officially recognised senior inter-Service championships against the Royal Navy or the Army are eligible to wear the RAF sports representative blazer, badge and tie. Certificates authorising their wear are issued by the Defence Sports Board (RAF). The RAF sports representative blazer is single-breasted, made of dark blue wool flannel, with three large buttons on the front and three small buttons on each cuff. The buttons are identical to those worn on the RAF officers No 5 Mess Dress jacket. Woven replicas of the sports representative badge are worn on the breast pocket.

**0146. RAF General Blazer.** The general blazer may be worn by all serving and ex-members of the Royal Air Force and its ancillary services. It is double-breasted, made of dark blue wool flannel, with four large buttons on the front and three small buttons on each cuff. The buttons are chromium plated and indented with an eagle and crown. Buttons for the non-regular forces are further indented below the eagle and crown with the letters RAuxAF or RAFVR(T) as appropriate. Entitled personnel may wear a command or formation badge positioned on the breast pocket.

**0147. Boots and Overshoes.** Except when on parade, in heavy rain, snow or icy conditions personnel may wear issue combat boots, overshoes or wellingtons with uniform. The footwear is to be plain black with a heel not exceeding 37mm. They are to be made of rubber, leather or plastic and extend no higher than the base of the knee. This form of footwear is only permitted for outside wear, standard issue footwear is to be worn inside.

**0148. Scarves.** Except when on parade a plain black scarf may be worn with No 2 uniform outer garments. The scarf is to be folded so that no more than 1inch (2.5 cms) is visible above the neck of the outer garment.

**0149. Ball gowns.** At the discretion of the CO, delegated down to PMC or CMC as appropriate, female officers, WOs and SNCOs may wear ball gowns at Officers' Mess and Sgts' Mess annual formal balls and Ladies guest nights.

### **Inspections of Kit. ([QR212](#))**

**0150.** A CO is responsible for the standard of dress of all airmen under his command and may order inspections of Service issue items of kit whenever necessary for the maintenance of a satisfactory standard. Additionally, the Service issue items of kit of all airmen below the rank of sergeant are to be inspected prior to their departure overseas on posting or operational detachment.

## **APPEARANCE**

### **Growth of Hair and Beards - Male Personnel. ([QR209 & 210](#)).**

**0151. Hair.** The hair of the head is to be well cut and trimmed. Sideburns are to be short and well trimmed and are not to extend below a line running through the mid point of the ear. Extreme styles of haircuts and colouring are not permitted. If the hair is dyed or highlighted, the colour chosen is to be natural and in a uniform shade appropriate to the individual. The commanding officer shall be the arbiter upon what is or not an acceptable style or length of cut.

a. **Rastafarians.** Male Rastafarian hair is to follow the same general rules for other Service personnel in that it is to be neat and tidy and not of an exaggerated nature. Dreadlocks are to be no longer than the collar and able to be worn with all types of military headdress in such a way that is compatible with the image of the Royal Air Force.

**0152. Beards.** Male personnel are to be clean-shaven when in uniform. Beards may only be permitted on religious grounds or when specially authorised by COs on medical grounds under the provisions of AP1269. The beard is to be a full one and it is to be kept short and neatly trimmed. Muslim personnel may wear short neatly trimmed beards. Sikh personnel may wear their hair long in the Sikh tradition, the hair of the head is to be so arranged that it is placed under the turban. For occupational or operational reasons, where a hazard clearly exists, personnel authorised to wear beards on religious or medical grounds may be ordered to modify or remove facial hair to such an extent as to enable the correct wearing of respirator or breathing apparatus. However, during routine NBC training or Stn exercises the beard may remain unshaven.

**0153. Moustaches.** If a moustache is worn, the upper lip is to be unshaven and the moustache is not to extend below the edge of the mouth.

#### **Hairdressing and Cosmetics - Female Personnel.**

**0154.** Female personnel are to arrange their hair in a manner that permits Service Dress cap to be worn correctly; hair is not to show under the front or peak of the cap and the style is to be kept neat and no longer than the bottom edge of the collar at the back of the Service jacket. PMRAFNS personnel are to wear their hair off the collar when engaged in nursing duties. Extreme styles of haircuts and colouring are not permitted, if the hair is dyed or highlighted, the colour chosen is to be natural and in a uniform shade appropriate to the individual. The commanding officer shall be the arbiter upon what is or not an acceptable style or length of cut. Narrow fabric covered hair bands (scrunches) may be worn with working dress, but must be inconspicuous and either of a similar colour to the hair or black. Hair bands are not to be worn on parade. Combs, when worn, must be plain and of a similar colour to the wearer's hair. Exceptionally, when required on tasks or training which require them to wear respirators or other similar safety equipment, females with long hair may wear their hair in a ponytail if this facilitates safe fitting of such items. When the need to wear this equipment has passed, the hair must be put up.

a. **Rastafarians.** Female Rastafarian hair is to follow the same rules for other female personnel.

**0155.** In addition to the provisions of Para 0152, female aircrew that are required to wear flying helmets or aircrew respirators for the performance of their aircrew duties are to wear their hair in a manner which:

- a. Is sufficiently short that the fit and stability of their flying helmet or aircrew respirator is not compromised.
- b. Allows the hair to fit completely and comfortably inside their flying helmet or aircrew respirator without the use of hairpins, clips or other hair-restraining device that might constitute an operational or flight safety hazard.

**0156. Nail Varnish & Cosmetics.** When in uniform female personnel are forbidden to use brightly coloured nail varnish and cosmetics of a conspicuous nature. Mixed nail colours and non-traditional colours such as blue, green, silver, black etc, are not permitted. The commanding officer shall be the arbiter upon what is or not an acceptable colour. Nursing staffs are forbidden to use nail varnish of any kind when on ward duty. Female aircrew are forbidden to wear cosmetics of any kind when performing flying duties that require the use of oxygen masks or aircrew respirators.

#### **Wearing of Trinkets & Jewellery.**

**0157. Males.** In the case of male personnel, the wearing of watch-chains and trinkets in such a manner as to be seen is not permitted when wearing uniform. A wedding ring and/or one other plain signet or precious metal ring may be worn. A watch of inconspicuous style may also be worn. Thumb rings are not permitted. Earrings are not to be worn.

**0158. Females.** The prohibition in Para 0155 is equally applied to female personnel who are similarly forbidden to wear jewellery when in uniform. They may, however wear a wedding and/or engagement ring plus one other plain metal ring. Thumb rings are not permitted. A watch of inconspicuous style may also be worn. Additionally, if ears are pierced, one small, unobtrusive plain yellow gold spherical stud earring may be worn in each ear lobe at all times except when on parade.

**0159. Charity Wristbands.** Policy regarding the wearing of official service charity wristbands is reviewed annually. Personnel may wear only one service charity wristband when in No2 or No3 dress variants. Wristbands are not to be worn with formal orders of dress. The commanding officer shall be the arbiter upon what is or not an appropriate environment or occasion to wear charity wristbands.

#### **Body Piercing.**

**0160. All Personnel.** Where any part of the body, other than the ear lobe for women, has been pierced or prepared, whether for any ring, stud or sleeper, no such items are to be worn when on duty or standby duty. Similarly, when not in uniform but on duty, standby duty or representing the

RAF, the wearing of body piercing jewellery, trinkets or rings etc is not permitted, nor at any time when it may be seen to hold the Service in disrepute or adversely reflect upon the RAF. This ruling includes tongue studs.

### **Tattooing – General Guidance ([AP3392 Vol 5](#))**

**0161.** The Royal Air Force require personnel to present a high standard of appearance when on and off duty irrespective of the fashions prevailing amongst the civilian population. Personnel are not permitted to have any tattoos or henna style markings that are that are above the neck collar, on the hands and wrists or on the ankles in such a manner as to be visible in No 1 HD.

**0162.** Tattooing is to be discouraged, and unacceptable tattoos or henna markings, whether ordinarily visible or not are not permitted. Such tattoos are defined as being any tattoo(s), excessive in size or number, obscene or offensive (e.g. racist, profane, blasphemous, anti-Semitic, overtly sexist, homophobic, drugs-related or of an extreme political nature).

**0163.** Detailed rulings and administrative instructions on tattooing are contained in AP 3392 Vol 5 which is the definitive document for the RAF policy on tattooing.



**CHAPTER 10**

**GUIDE TO CORRECT ORDER OF DRESS WHEN ATTENDING FUNCTIONS AND PARTICIPATING IN CEREMONIAL**

<b>Contents</b>	<b>Para</b>
General	<b>1001</b>
Investitures	<b>1003</b>
Service audience with the Sovereign	<b>1005</b>
Royal garden parties	<b>1006</b>
Launching of ships	<b>1007</b>
State and court functions, Joint Service parades	<b>1008</b>
RAF Service weddings	<b>1009</b>
Civilian functions	<b>1010</b>
Presentation of degree ceremony	<b>1011</b>
Other ceremonial events	<b>1012</b>

**ANNEXES**

- A – Officers' ceremonial dress table (temperate areas)
- B – Officers' ceremonial dress table (warm weather areas)
- C – Guide to the correct order of dress for personnel attending functions in an individual capacity
- D – Guide to correct order of dress in temperate areas
- E – Investitures – wearing of aiguillettes

## General

**1001.** The sponsor of an event will decide the form of dress appropriate to the occasion and whether orders, decorations and medals should be worn. The decision will be influenced by the degree of formality attached to the event. If Royalty attends, the appropriate Household should be consulted through the normal Service channels before a decision on dress is made and details promulgated.

**1002.** When an invitation card indicates that 'decorations' are to be worn, the event is an official occasion and insignia of orders, decorations and medals are to be worn as indicated in this chapter, i.e. broad riband, stars, neck badges and full size medals in accordance with entitlement.

## Dress for Investitures

**1003.** Unless otherwise directed, serving personnel attending investitures in temperate areas as recipients of awards, or as spectators, are to wear the following orders of dress:

- a. **AVM and Above.** No 1 SD with ceremonial sash, and ceremonial shoulder boards. White gloves are to be carried.
- b. **Air Cdre and below.** NO 1 SD non-ceremonial day.
- c. **Insignia.** Orders, decorations and medals are not worn. However, the ribbons of Orders, decorations and medals, including that of the award to be received, are to be worn.
- d. **Swords and Aiguillettes.** Swords are not worn. Aiguillettes are not worn except by members of the Air Force Board and personnel holding Royal appointments (see Annex E).

Any other variations of dress are to be as detailed in the instructions issued to attendees. See Para **1012** below for dress to be worn in warm-weather areas.

**1004. RAFR, RAuxAF and Retired Officers and Discharged Airmen/Airwomen.**

- a. RAFR, RauxAF No1 SD or morning dress or dark lounge suit.

- b. When it is known that an airman or airwomen is due to be discharged prior to attending a state investiture, where possible, arrangements should be made for them to retain their No 1 SD until after the investiture date.

### **Service Audience with the Sovereign**

**1005.** Officers of AVM rank and above who are granted an audience with the Sovereign are to wear uniform as detailed above at **Para 1003**. Other officers and enlisted ranks wear No 1 SD - ceremonial day dress. Exceptionally, entitled officers may wear aiguillettes and one star. No other orders, decorations or medals are to be worn. Variations of dress will be as detailed in the instructions issued to attendees.

### **Royal Garden Parties**

**1006.** RAF officers attending Royal Garden parties may, at their own discretion, wear non-ceremonial day dress (without name tags), morning dress or lounge suits. However, officers holding personal appointments (e.g. ADCs and PSOs), when attending in an official capacity with the senior officer concerned, are to wear non-ceremonial day dress with aiguillettes. Officers holding the following appointments to the Sovereign are encouraged to attend at least one garden party during their term of appointment and are expected to wear uniform on at least one occasion.

- a. Aides-de-camp.
- b. Honorary physicians.
- c. Honorary surgeons.
- d. Honorary dental surgeons.
- e. Honorary chaplains.

This ruling does not apply to personal aides-de-camp, air aides-de-camp of the heads of the women's Services holding appointments to the Sovereign.

### **Launching of ships**

**1007.** The dress when attending the launching of one of Her Majesty's ships is normally non-ceremonial day dress, since the wearing of orders, decorations and medals is inappropriate. When a member of the Royal Family participates, No 1 dress with one star (no other orders, decorations, medals or sword) and aiguillettes, subject to entitlement, may be prescribed for RAF officers attending in an official capacity.

### **State and Court Functions, Joint Service Parades**

**1008.** To ensure personnel of the three Services wear the equivalent orders of dress at State and Court functions and when participating in Joint Services parades, particularly in the presence of the Royal Family, the RAF orders of dress, as detailed in Joint Service Officers' Ceremonial Dress Regulations are shown **Annexes A and B**. These tables are based on the following categories:

- a. Full ceremonial dress – on very formal occasions.
- b. Ceremonial dress – when an element of formality is appropriate.
- c. Non-ceremonial dress – on informal occasions.

The dress to be worn on these occasions in temperate areas is indicated in **Annex A** to this chapter, while **Annex B** deals with warm-weather areas.

### **RAF Service Weddings**

**1009.** It is the responsibility of the sponsor to decide whether those attending in an official capacity at an RAF wedding should wear uniform and also whether guests should be given the option of wearing uniform or plain clothes.

### **Civilian Functions**

**1010.** At civilian and other functions, when the order of dress is not specified and it is known that more than one RAF officer will be attending in uniform, the senior RAF officer is to decide on the dress to be worn and inform the other RAF officers attending of his decision.

### Presentation of Degrees Ceremony

**1011.** Personnel attending a presentation of degrees ceremony are to wear No 1 dress with academic dress (including academic hat).

### Other Ceremonial Events

**1012.** A guide to the correct order of dress to be worn by those attending other events in an individual capacity in temperate areas is given at **Annex C** to this chapter. **Annex D** details the dress for those participating in RAF ceremonial and events other than in an individual capacity. The equivalent dress to be worn in warm-weather areas is as follows:

Temperate	Warm-weather
a. No 1 SD	No 6 SD. Stars and neck badges are being worn. When on general issue, Airmen will also wear No 6 dress on these occasions.
b. No 1A SD	No 6A SD – also used by personnel in authorised appointments e.g. Air Attachés.
c. No 5, 5A and 5B SD	No 8 SD

**RAF OFFICERS' CEREMONIAL DRESS TABLE (TEMPERATE AREAS)**

<b>Dress Category</b>	<b>Order of Uniform</b>	<b>Accessories</b>	<b>Notes</b>
<b>Full Ceremonial Day</b>	No 1A SD for AVM & above/ No 1 SD for Air Cdre & below.	Broad riband/collar  Stars of orders - maximum of 4 (Note 1)  Neck badges – maximum of 2 (Note 2)  Medals  Swords – as ordered (Note 3)	1. May include one foreign star on appropriate occasions. See Chap 8, Para 0838.  2. May include/be a foreign neck badge on appropriate occasions. See Chap 8, Para 0841.  3. With or without sword should be quoted when promulgating the dress to be worn.
<b>Ceremonial Day</b>	No 1A SD for AVM & above/ No1 SD for Air Cdre & below.	Stars of orders, maximum of 2 (Note 1)  Neck badge – maximum of 1 (Note 2)  Medals  Swords – as ordered (Note 3)	.
<b>Non-Ceremonial Day</b>	No 1 SD.	N/A	

Dress Category	Order of Uniform	Accessories	Notes
<b>Full Ceremonial Evening</b>	No 5A SD (Mess Dress)	Broad riband  Stars of orders – maximum of 4 (Note 1)  Neck badges – maximum of 1 (Note 2)  Miniature medals	1. May include one foreign star on appropriate occasions. See Chap 8, Para 0860.  2. May include/be a foreign neck badge on appropriate occasions. See Chap 8, Para 0861.
<b>Ceremonial Evening</b>	No 5B SD (Mess Dress)	Stars of orders – maximum of 2 (Note 1)  Neck badges – maximum of 1  Miniature medals	
<b>Non Ceremonial Evening</b>	No 5B SD (Mess Dress)	Miniature medals	

**OFFICERS' CEREMONIAL DRESS TABLE (WARM-WEATHER AREAS)**

<b>Dress Category</b>	<b>Order of Uniform</b>	<b>Accessories</b>	<b>Notes</b>
<b>Full Ceremonial Day</b>	<p>No 6A SD - scaled for officers holding specific appointments.</p> <p>No 6 SD – for all other officers.</p>	<p>Broad riband/collar (Note 1)</p> <p>Stars of orders - maximum of 4 (Note 2)</p> <p>Neck badges – maximum of 2 (Note 3)</p> <p>Medals</p> <p>Swords – as ordered (Note 4)</p>	<p>1. With 6A SD only</p> <p>2. May include one foreign star on appropriate occasions. See Chap 8, Para 0838.</p> <p>3. May include/be a foreign neck badge on appropriate occasions. See Chap 8, Para 0841.</p> <p>4. With or without sword should be quoted when promulgating the dress to be worn.</p>
<b>Ceremonial Day</b>	<p>No 6A SD - scaled for officers holding specific appointments.</p> <p>No 6 SD – for all other officers</p>	<p>Stars of orders, maximum of 2 (Note 1&amp;2)</p> <p>Neck badge – maximum of 1 (Note 1&amp;3)</p> <p>Medals</p> <p>Swords – as ordered (Note 4)</p>	<p>.</p>
<b>Non-Ceremonial Day</b>	No 1 SD	N/A	



Dress Category	Order of Uniform	Accessories	Notes
<b>Full Ceremonial Evening</b>	No 8 SD (Mess Dress)	Stars of orders - maximum of 4 (Note 1)  Neck badges – maximum of 1 (Note 2)  Miniature Medals	1. May include one foreign star on appropriate occasions. See Chap 8, Para 0860.  2. May include/be a foreign neck badge on appropriate occasions. See Chap 8, Para 0861.
<b>Ceremonial Evening</b>	No 8 SD (Mess Dress)	Stars of orders, maximum of 2 (Note 1)  Neck badge – maximum of 1 (Note 2)  Miniature Medals	3. No 8A SD – Red Sea Rig, worn by RAF personnel serving on RN ships, where authorised. Medals are not worn..
<b>Non-Ceremonial Day</b>	No 8 SD (Mess Dress)  No 8A SD - Red Sea Rig (Note 3)	Miniature Medals  N/A	

**GUIDE TO THE CORRECT ORDER OF DRESS FOR PERSONNEL ATTENDING FUNCTIONS IN AN INDIVIDUAL CAPACITY**

<b>Occasions</b>	<b>Personnel concerned</b>	<b>Dress (see Note 1)</b>	<b>Remarks</b>
Royal reviews and parades or Royal visits of a primarily civilian nature	Official guests  Spectators	Full ceremonial day or ceremonial day, as ordered  Plain clothes or non-ceremonial day	
Investitures	Serving personnel  Civilian s/guests	<b>See Para 1003</b>  Plain clothes	<b>See Para 1003</b>
Court balls, Royal evening receptions, important public banquets, dinners and balls	All attending	Full ceremonial evening	
Royal garden parties	All attending	Morning dress, lounge suit or non-ceremonial day dress	<b>See Para 1005 also</b>
Visits to foreign Royalty or Heads of State, ceremonial parades	Inspecting officers and those in attendance  Spectators	Full ceremonial day  Non-ceremonial day or plain clothes	
Service funerals or associated memorial services held on the same day	Pallbearers and those attending in an official or representative capacity	Full ceremonial day or ceremonial day or non-ceremonial day (as ordered)	Crepe armband (3¼in (8.2cm) wide) to be worn on left arm above the elbow by all officers and warrant officers.
Service memorial services, not held on the day of the funeral	Those attending in an official or representative capacity	Full ceremonial day or non-ceremonial day (as ordered)	

Occasions	Personnel concerned	Dress (see Note 1)	Remarks
Church parades and services	Those attending in an official or representative capacity	Full ceremonial day or ceremonial day (as ordered)	Swords for those taking part in ceremonies before, during or after the service. Others – no swords.
Joint Service parades	Official party Spectators	Ceremonial day Plain clothes or non-ceremonial day (as ordered)	
Festival of Remembrance at the Royal Albert Hall	Guests and spectators	Plain clothes	Full size badges or orders, decorations and medals on a brooch. No stars, or neck badges.
Royal Tournament, tattoos, etc.	Officers taking the salute: Day Evening Spectators in the Royal Box: Day Evening Other spectators	Full ceremonial day or non-ceremonial day*  Full ceremonial evening or non-ceremonial evening*  Non-ceremonial day Non-ceremonial evening Plain clothes	*At the discretion of the officer taking the salute   Service spectators may be invited by the officer taking the salute to wear plain clothes
Service weddings	Those taking part Guests	Ceremonial day, non-ceremonial day or plain clothes Non-ceremonial day or plain clothes	See also para <b>1009</b>

Occasions	Personnel concerned	Dress (see Note 1)	Remarks
Courts martial	Members of the court, prosecuting and defending officers, officers under instruction, officer escort, officer witnesses and accused	Ceremonial day	The wearing of swords will depend on Service custom. At Royal Navy and Army district courts martial the convening officers according to local circumstances may authorise 'no swords'.
Attendance at civil court	Attending on behalf of the accused  Attending as accused or witness	Normally non-ceremonial day but plain clothes may be ordered  Plain clothes	
Ex-Servicemen's parades or gatherings	Officers taking the salute and serving officers attending in an official capacity  Those on parade  Spectators  Evening events	Ceremonial day  Plain clothes  Plain clothes  Plain clothes	One neck badge, full size badges or orders, (see note 2) decorations and medals on a brooch. No stars    Dinner jackets with miniature badges or order, decorations and medals on a brooch or dark suits with full size or miniature badges or orders, decorations and medals on a brooch (see Note 2)
Farnborough air display	Spectators invited to the President's tent  Other spectators	Non-ceremonial day or plain clothes  Plain clothes	
Reception parties	For VIPs on behalf of CDS, CNS, CGS or CAS	Non-ceremonial day	

**Notes:**

1. Details of uniform and insignia to be worn at day and evening functions in temperate areas are at **Annex A** and in warm-weather areas at **Annex B**.
2. Miniature badges of orders, decorations and medals may be worn if a neck badge is not also being worn.

**GUIDE TO THE CORRECT ORDER OF DRESS IN TEMPERATE AREAS**

Ser	Function/Occasion	Order of Dress (See Note 1)		Sword and Associated Equipment (see Note 2)	By those entitled		Remarks
		Officers	Airmen and Airwomen		Orders, Decorations and Medals	Aiguillettes	
a	b	c	d	e	f	g	h
1	State visits a. Reception party b. Guards of honour and route lining	Full ceremonial day Full ceremonial day	No 1 SD	Yes Yes	Yes Yes	Yes Yes	Ceremonial capes may be worn during inclement weather between 31 March and 1 November providing they are removed before the arrival of the Head of State.
2	Royal visits a. Reception party 1. Formal 2. Semi-formal 3. Informal b. Other participants c. Spectators	Full ceremonial day Ceremonial day Non-ceremonial day Non-ceremonial day Non-ceremonial day	- - - No 1 SD No 1 SD	Yes Optional No No No	Yes Yes No No No	Yes Yes Yes Yes Yes	If the programme includes a parade and time is available, officers wearing full ceremonial day dress may change into ceremonial day dress after the ceremony. Swords, orders, decorations and medals may be removed by all concerned. Prior agreement must be obtained from the Household to do this.  Advice on dress to be worn during Royal visits is always to be sought from SO1 RAF Cer
3	Escort to Royalty	Full ceremonial day	No 1 SD	Yes	Yes	Yes	If less formality is desired, the alternative dress indicated in Serial 2 would be appropriate.

Ser	Function/Occasion	Order of Dress (See Note 1)		Sword and Associated Equipment (see Note 2)	By those entitled		Remarks
		Officers	Airmen and Airwomen		Orders, Decorations and Medals	Aiguillettes	
a	b	c	d	e	f	g	h
4	When attending a Royal review as a guest in the Royal enclosure	Full ceremonial day	-	Yes	Yes	Yes	
5	When meeting and greeting or bidding farewell to a member of the Royal Family, a foreign Head of State or a VIP on behalf of the Defence Council or the Air Force Board	Full ceremonial day	-	Yes	Yes	Yes	) ) ) ) ) ) ) ) ) ) On semi-formal or informal occasions the dress indicated in Serial 2 would be appropriate
6	When representing the Defence Council or the Air Force Board on ceremonial occasions						
7	Guards at Royal residences	Full ceremonial day	No 1 SD	Yes (see Note 3)	Yes	-	
8	Funerals						
	a. Service Funerals amounting to State occasions and those sponsored by MOD	Full ceremonial day	No 1 SD (see Note 3)	Yes	Yes	Yes	Black crepe armband (3/4in (8.2cm) wide) is to be worn on left arm by officers and warrant officers. Pall bearers are to wear swords slung on ceremonial belts (no sash) (see Note 7)
	b. Other Service Funerals	Full ceremonial day	No 1 SD	No	Yes	Yes	Arm band as in Serial 8a. In exceptional circumstances officers may wear full ceremonial day dress.
	c. Private Funerals Service	Non ceremonial day	No 1 SD	No	No	No	See Note 8

Ser	Function/Occasion	Order of Dress (See Note 1)		Sword and Associated Equipment (see Note 2)	By those entitled		Remarks
		Officers	Airmen and Airwomen		Orders, Decorations and Medals	Aiguillettes	
a	b	c	d	e	f	g	h
9	Memorial Services						
	a. Memorial Services sponsored by MOD (including Marshals of the RAF, serving members of the Air Force Board and those who have given exceptional service to the country)	Full ceremonial day	No 1 SD (see Note 3)	No	Yes	Yes	
	b. Official RAF Services	Non-ceremonial day	No 1 SD	No	No	No	Those attending are to conform with the dress worn by the sponsoring Service. See <b>Annexes A and B</b> .
	c. Services organised by Royal Navy and Army	-	-	-	-	-	
	d. Private services						
	Service Representatives:	Non-ceremonial day	No 1 SD	No	No	No	Black armbands are not to be worn. At the express wish of next of kin, orders, decorations and medals may be worn in which case officers are to wear ceremonial day dress.
	2. Attendance in private capacity						Plain clothes



Ser	Function/Occasion	Order of Dress (See Note 1)		Sword and Associated Equipment (see Note 2)	By those entitled		Remarks
		Officers	Airmen and Airwomen		Orders, Decorations and Medals	Aiguillettes	
a	b	c	d	e	f	g	h
10	Unveiling statues in London and major cities:  a. Official party  b. Parade personnel	Full ceremonial day	-	Yes	Yes	Yes	On semi-formal and informal occasions and dress indicated in Serial 2 would be appropriate
		Full ceremonial day	No 1 SD	Yes (see Note 5)	Yes	Yes	
11	Sovereign's birthday parades Battle of Britain parades Parades to confer and exercise Freedoms Remembrance Day parades Parades to present a Queen's Colour, Squadron Standard or Personal Banner Graduation and passing out	Full ceremonial day	No 1 SD (see Note 4)	Yes	Yes	Yes	The dress for spectators is as indicated in Serial 2. Reviewing or inspecting officers and their staffs are to wear order, decorations and medals. The CO of the unit on parade and the AOC of the group or higher formation to which the unit belongs, and their staffs are to be similarly dressed when attending on the reviewing or inspecting officer.
12	Parades on stations (other than those mentioned in Serial 11)	Non-ceremonial	No 1 SD	No	No	No	The nature of the parade will vary with circumstances and the decision whether to wear orders, decorations and medals, swords, side arms, white webbing and white gloves is to be made by the sponsoring authority.
13	Joint Service parades	Ceremonial day	No 1 SD (see Note 3)	Yes	Yes	No	See remarks in Serial 12

Ser	Function/Occasion	Order of Dress (See Note 1)		Sword and Associated Equipment (see Note 2)	By those entitled		Remarks
		Officers	Airmen and Airwomen		Orders, Decorations and Medals	Aiguillettes	
a	b	c	d	e	f	g	h
14	RAFA parades, when taking the salute or attending in an official capacity	Full ceremonial day	—	Yes	Yes	Yes	
15	CCF and ATC parades, when inspecting or reviewing	Full ceremonial day	—	Yes	Yes	Yes	Where the locality of the review calls for less formality Air Marshals may decide to wear non-ceremonial day dress (see Note 4). Swords need not be worn and orders, decorations and medals may be dispensed with. The decision should be made in consultation with the sponsoring authority. RAFRO officers are not to wear a sword when inspecting or reviewing CCF contingents or ATC squadrons but may do so when reviewing ATC wing ceremonial parades and on such other occasions as authorised by AOC Air Cadets,
16	Guards of Honour	Full ceremonial day	No 1 SD (see Note 3)	Yes	Yes	No	When the guard is mounted by The Queen's Colour Squadron, ceremonial capes may be worn in accordance with Serial 2.
17	Farnborough air display Airmen and airwomen attending in organised parties on a 'trade' day	-	No 1 SD	No	No	No	Also see <b>Annex C</b> regarding attendance in an individual capacity
18	Service weddings, if taking part in an official capacity when uniform is desired	Ceremonial or non-ceremonial day	No 1 SD	Optional (see Note 6)	Optional	Yes	See <b>Annex C</b> to this chapter, Swords are not available from Service sources for this purpose, except overseas on prepayment.

Ser	Function/Occasion	Order of Dress (See Note 1)		Sword and Associated Equipment (see Note 2)	By those entitled		Remarks
		Officers	Airmen and Airwomen		Orders, Decorations and Medals	Aiguillettes	
a	b	c	d	e	f	g	h
19	Court balls and Royal evening receptions	Full ceremonial evening	No 4/5 SD	No	Yes (see Notes 6/7)	Yes	'Decorations' on the invitation card means that order, decorations and medals are to be worn.
20	Formal evening functions in mess, on official occasions including those of another Service and guest nights	Ceremonial evening	No 4/5 SD	No	Yes (see Notes 6/7)	Yes	At functions of another Service No 5A dress may be prescribed for the most senior officers and those junior officers holding personal appointments (e.g. ADCs and PSOs etc), when attending in an official capacity on the senior officer concerned. Female officers, WOs and SNCOs may wear civilian ball gowns at the officers' and sergeants' mess annual formal balls.  When an award of CB/CBE or above has been Gazetted but the insignia not yet presented, a miniature should only be worn if another miniature medal may be worn. Advice from CS(Sec)1d..
21	Dining-in nights	Ceremonial evening	No 4/5 SD	No	Miniatures only (see Note 7)	No	
22	Station evening functions such as boxing tournaments, airmen's dances, etc.	Ceremonial evening	No 4/5 SD	No	Miniatures only (see Note 6)	No	For functions other than station boxing tournaments, the station commander may order other forms of dress

Ser	Function/Occasion	Order of Dress (See Note 1)		Sword and Associated Equipment (see Note 2)	By those entitled		Remarks
		Officers	Airmen and Airwomen		Orders, Decorations and Medals	Aiguillettes	
a	b	c	d	e	f	g	h
23	<p>Special occasions (when uniform is worn in lieu of full evening dress):</p> <p>a. At all parties and dinners when any of the following members of the Royal Family are present:</p> <p>HM The Queen            HRH The Duke of Edinburgh            HRH The Prince of Wales            HRH The Duchess of Cornwall            HRH The Duke of York            HRH The Earl of Wessex            HRH The Countess of Wessex            HRH The Princess Royal</p> <p>TRHs:</p> <p>The Duke and Duchess of Gloucester            The Duke and Duchess of Kent            Prince and Princess Michael of Kent            Princess Alexandra            The Hon Lady Ogilvy</p>	Full ceremonial evening	No 4/5 SD	No	Yes (see Notes 6/7)	Yes	

Ser	Function/Occasion	Order of Dress (See Note 1)		Sword and Associated Equipment (see Note 2)	By those entitled		Remarks
		Officers	Airmen and Airwomen		Orders, Decorations and Medals	Aiguillettes	
a	b	c	d	e	f	g	h
23 cont	<p>b. At all parties and dinners given in houses of ambassadors and ministers accredited to her Majesty's court, unless otherwise notified by the ambassador or minister concerned.</p> <p>c. All important public banquets, balls and dinners, including dinners of city livery companies.</p> <p>d. An important occasion when the host is:</p> <p>Lord Lieutenant of a county, within his county High Sheriff of a county, within his county Cabinet Minister Ex-Cabinet Minister Knight of the Order of the Thistle Great Officer of State and of The Queen's Household Lords Mayor and Mayors Lords Provost and Provosts</p>						Those entitled should wear an order of the country concerned in preference to a British one. If a British order is also worn, the former is to take precedence over the latter.

1. DNS (RAF) by nature of her appointment wears the AO sash but not ceremonial boards. In warm-weather areas the equivalent dress is indicated in para **1012**.
2. Airmen/Airwomen participating in ceremonial wear white polyethylene webbing, white gloves, and carry side-arms if appropriate.
3. Airmen/Airwomen in a Queen's Colour party, Squadron Standard party and an escort squadron carry side-arms. All airmen on the parade are to wear white polyethylene webbing and white gloves.
4. The sponsor should decide whether:
  - a. Those taking part i.e. groom, best man and person 'giving away' the bride should wear uniform.
  - b. A ceremonial guard should be mounted outside the church.
  - c. Guests should be given the option of wearing uniform.
5. Officers without No 5B SD are to wear No 4 SD. When Royalty are present orders, decorations and medals are to be worn, otherwise ribbons only are to be worn with No 4 SD.
6. On these occasions PMRAFNS and female officers should wear white gloves.
7. Swords may be dispensed with for members of the congregation not participating in ceremonial.
8. At the express wish if the next of kin, orders, decorations, medals and black armbands may be worn in which case officers are to wear Ceremonial Day Dress.

## INVESTITURES – WEARING OF AIGUILLETTES

The following rules apply to wearing aiguillettes at investitures:

a. To wear aiguillettes:

Equerries, Extra Equerries and Temporary Equerries to The Queen and Members of the Royal Family who are Royal Highnesses.

ADCs to HM The Queen.

Honorary Physicians, Surgeons, Dental Surgeons and Nursing Sisters to The Queen.

Honorary Chaplains to The Queen.

Members of the three Service Boards in the Ministry of Defence.

b. NOT to wear aiguillettes:

Staff Officers.

Attachés.

ADCs other than those mentioned in a. above.

CHAPTER 2

RAF ORDERS OF DRESS - MALE PERSONNEL

Contents

Para No/Page No

Introduction

Page 2-4

No 1 Service Dress

Occasions For Wear & Authorised Ensemble

**Para 0201 – 0212**

*Illustration* - No 1 Service Dress (No 1 SD)

Page 2-8

Orders of Dress - No 1 SD

Page 2-9

*Illustration* - No 1 SD & 1A Service Dress (AVM rank and above)

Page 2-10

Orders of Dress - No 1 SD & 1A Service Dress (AVM rank and above)

Page 2-11

No 2 Service Working Dress

Occasions For Wear & Authorised Ensemble

**Para 0213 – 0222**

*Illustration* - No 2 (Full) Service Working Dress (No 2 SD)

Page 2-14

Orders of Dress - No 2 SD

Page 2-15

*Illustration* - No 2A (Long Sleeve) Routine Working Dress

Page 2-16

Orders of Dress - No 2A (Long Sleeve) Routine Working Dress

Page 2-17

*Illustration* – No 2B (Short Sleeve) Routine Working Dress

Page 2-18

Orders of Dress - No 2B (Short Sleeve) Routine Working Dress

Page 2-19

*Illustration* – No 2C (Restricted Trade) Routine Working Dress

Page 2-20

Orders of Dress - No 2C (Restricted Trade) Routine Working Dress

Page 2-21

No 3 Service Dress – Operational Clothing

Occasions For Wear & Authorised Ensemble

**Para 0223 – 0229**

*Illustration* – Personal Clothing System Combat Uniform (PCS CU)

Page 2-26

Orders of Dress – PCS CU

Page 2-27

*Illustration* – Combat Soldier 95 (CS95)

Page 2-28



Orders of Dress – CS95

Page 2-29

**No 4 Service Dress - Optional Mess Dress**

Occasions For Wear & Authorised Ensemble

*Illustration* – No 4 Optional Mess Dress

Orders of Dress – No 4 Optional Mess Dress

**Para 0230**

Page 2-28

Page 2-29

**No 5 Service Dress - Mess Dress**

Occasions For Wear & Authorised Ensemble

*Illustration* – No 5 Mess Dress

Orders of Dress – No 5 Mess Dress

**Para 0231 – 0242**

Page 2-32

Page 2-33

**No 6, 7 & 8 Service Dress (Warm Weather Areas)**

Dates of Changeover

No 6 & 6A Service Dress - Occasions For Wear & Authorised Ensemble

*Illustration* – No 6 Service Dress

Orders of Dress – No 6 Dress

*Illustration* – No 6A Full Ceremonial Dress – Officers Only

Orders of Dress – No 6A Full Ceremonial Dress – Officers Only

**Para 0243 – 0244**

**Para 0245 – 0252**

Page 2-36

Page 2-37

Page 2-38

Page 2-39

**No 7 Service Dress (Warm Weather Areas)**

No 7A & 7B Service Dress - Occasions For Wear & Authorised Ensemble

*Illustration* – No 7A & 7B Routine Dress – Male All Ranks

Orders of Dress – No 7A & 7B Dress – Male All Ranks

**Para 0253 – 0255**

Page 2-41

Page 2-42

**No 8 Service Dress - Mess Dress - Warm Weather Areas**

No 8 Mess Dress - Occasions For Wear & Authorised Ensemble

*Illustration* – No 8 Mess Dress

Orders of Dress – No 8 & 8A Mess Dress

**Para 0256 – 0259**

Page 2-44

Page 2-45

**No 9, 10, 11 Service Dress (Musicians)**

No 9, 10, 11 Service Dress – Occasions For Wear & Authorised Ensemble

**Para 0260 – 0314**

*Illustration* – No 9 Service Dress

Page 2-48

*Illustration* – No 9 Service Dress Outerwear

Page 2-49

*Illustration* – No 9a Service Dress

Page 2-51

*Illustration* – No 10 Service Dress

Page 2-53

*Illustration* – No 11 Service Dress

Page 2-55

*Illustration* – No 11a Service Dress

Page 2-57

**Outerwear**

*Illustration* - Greatcoats – Officers & Below, MVP and GP Jackets – All Ranks

Page 2-58

**Chapter 2 - Introduction**

This chapter illustrates, through a selection of explanatory notes and illustrations the various orders of dress for male RAF personnel and stipulates the occasions on which each type of uniform should be worn. In these regulations and tables, master aircrew are included in any general reference to warrant officers. Male officers and airmen of the PMRAFNS are to comply with the RAF orders of dress. Chaplains also conform to these orders, except where stated otherwise.

## No 1 Service Dress Uniforms – Male Officers and Airmen

### 0201. Occasions For Wear.

**a. No 1 Service Dress Uniform (No 1 SD).** The No 1 SD is to be worn on all formal and ceremonial occasions as ordered by MOD or Commanders in Chief (CINCs). Additionally, local commanders have the discretionary power to authorise its wear at other times. Illustrations and relevant Orders of dress are detailed at the end of this section.

**b. No 1A SD Uniform (Ceremonial Day).** No 1A SD is identical to No 1 SD, except that ceremonial sash and shoulder boards are worn by entitled officers. It is worn when No 1A Dress is appropriate formally on parade or in a formal representative role. The No 1A SD Uniform is restricted to:

(1) AVM rank and above.

(2) Officers assigned to the 1 Star appointment of Comdt RAFC Cranwell, Air Officer Wales, Air Officer Scotland, CG RAF Regt/AO RAFP and retired Air Officers appointed as Gentlemen Ushers to the Sovereign. DNS (RAF), by nature of appointment, wears the AO sash but not ceremonial boards.

### Authorised Ensemble

**0202. Hat.** Only the service issue No 1 SD hat may be worn, as follows:

**a. Officers.** Group Captains and above wear a hat with an embellished patent peak; Wing Commanders and below have a cloth-covered peak. Officer cadets wear a white band over the black mohair band.

**b. Airmen.** With the exception of RAFP, the airman's No 1 SD hat, with a black patent peak and sewn on hat badge is to be worn by all non-commissioned ranks. The WO's hat has an anodised badge depicting an eagle above laurel leaves, surmounted by a crown in lieu of the airmen's badge. RAFP WO & below wear a white topped No 1 SD hat with appropriate anodised badge.

**0203. Jacket & Trousers.** The No 1 SD uniform is manufactured as a suit, from the same length of fabric; therefore the jacket from one issue should not be worn with the trousers of another. All commissioned ranks and WO's wear the same style jacket. However, the following officers also wear plain shoulder boards:

- a. AVM and above.
- b. Officers assigned to those 1 Star posts detailed at Para 0201 b (2).
- c. All officers who are entitled to wear aiguillettes and/or the Royal Cypher (including Honorary Chaplains to the Sovereign).

All airmen of FS rank and below wear the same style jacket, incorporating the eagle shoulder badge.

**0204. Ironing of No 1 SD.** The styling of the jacket is not to be altered by ironing-in pleats or creases. Uniform jacket sleeves are constructed to meet the physical silhouette of the arm in repose. When the arm is held stiffly in the “attention”, ironed-in creases merely accentuate the distortion of the back of the jacket. Sleeves should only be lightly pressed, using a damp cloth, to iron out lateral creases, this can be best achieved by using a sleeve board. The No 1 SD trousers are to be worn with pressed in creases, front and back, extending the full length of each leg.

**0205. Shirt.** The Service issue long-sleeved wedgwood blue shirt is to be worn. It is to be worn with a single crease pressed in on each sleeve running from the centre of the epaulette to the cuff.

**0206. Tie.** A plain black Service issue tie is to be worn, secured with a Windsor knot. Chaplains may wear a clerical collar with a spade stock.

**0207. Shoes.** Highly polished black leather Oxford pattern shoes are to be worn by officers and WOs. All other ranks are to wear DMS shoes.

**0208. Gloves.** Brown Service issue leather gloves are to be worn by officers and WOs when on parade and at other times as ordered. White gloves will be worn if swords are carried. If ordered, airmen wear issue black leather gloves. As detailed in Chapter 9, personnel may be required to wear white cotton gloves on certain ceremonial occasions.

**0209.** Moved to Chapter 1 para 130

**0210.** Moved to Chapter 1 para 131.

**0211. Greatcoat.** The wearing of greatcoats with No 1 SD is authorised as follows:

**a. Parades & Ceremonial.** When required, for inclement weather, etc, the greatcoat is the authorised wear for ceremonial occasions and parades. Except for personnel who possess their own serviceable issue, greatcoats are provided on loan as required, in accordance with **RAF GAI 1020**.

**b. Other occasions (Non Ceremonial).** When required for inclement weather and unless otherwise ordered, on non-ceremonial occasions, individuals who have their own serviceable issue greatcoats may wear greatcoats with their No 1 SD.

**0212.** Officer-style greatcoats have provision for a sword slit. For Air Cdres and below greatcoats have built in shoulder straps with blue/black rank braid. Greatcoats for AVM and above have two sets of detachable shoulder straps, one set with conventional blue/black rank braid whilst the other is ranked in gold, with embellishments.

**No 1 SERVICE DRESS UNIFORM (No 1 SD) – MALE OFFICERS AND AIRMEN**



**Officer**



**WO**



**FS & Below**

**ORDERS OF DRESS – No 1 SERVICE DRESS UNIFORM – MALE OFFICERS AND AIRMEN**

Short Description and Occasions for Wear	Uniform Items	Notes
<p><b>No 1 Service Dress Uniform</b>  (No 1 SD)</p> <p>Reserved for parades, ceremonial and other formal occasions, as ordered.</p>	<p><b>Hat:</b> No 1 SD Hat.</p> <p><b>Jacket:</b> No 1 SD.</p> <p><b>Trousers:</b> No1 SD Trousers (Note 1).</p> <p><b>Shirt:</b> Issue Long sleeve Wedgwood Blue.</p> <p><b>Tie:</b> Black Issue.</p> <p><b>Shoes:</b> Black issue, highly polished oxfords for officers and WOs, DMS for other ranks.</p> <p><b>Coat:</b> Greatcoat if required/ordered (Note 2).</p> <p><b>Gloves:</b> Brown leather for officers and WOs - white if sword is carried. If ordered, other ranks wear black issue leather. (Note 3)</p>	<ol style="list-style-type: none"> <li>1. To ensure correct hanging of the trousers, issue braces are to be worn.</li> <li>2. Greatcoats may be ordered for parades/ceremonial duties if required. No other form of outerwear is to be worn with No 1 SD when on parades/ceremonial duties. When not on parade/ceremonial duty and not otherwise ordered, the greatcoat or Service issue blue rain jacket may be worn with No 1 SD.</li> <li>3. Regardless of season, officers and WOs are to wear brown leather gloves on all parades when in No 1 SD (except when swords are carried) and when ordered on other ceremonial and formal occasions. Additionally, brown gloves may be worn or carried when in No 1 SD unconnected with ceremonial. On certain ceremonial occasions, as detailed at Chap 9, white cotton gloves and white webbing belts will be worn by detailed personnel.</li> </ol>



**No 1 and 1A SERVICE DRESS UNIFORM (No 1 SD & No 1A SD) – MALE AVM AND ABOVE**



**No 1 SD AVM & Above**



**No 1A**

**ORDERS OF DRESS – No 1 and 1A SERVICE DRESS UNIFORM – MALE AVM AND ABOVE (See Note)**

<b>Short Description/Occasion for Wear</b>	<b>Uniform Items</b>
<p><b>No 1 Service Dress Uniform (AVM and above)</b></p> <p><b>(No 1 SD)</b></p> <p>Reserved for parades, ceremonial and other formal occasions as ordered.</p> <p><b>No 1A Service Dress – Ceremonial Day Dress. (No 1A SD)</b></p> <p>Reserved for certain ceremonial occasions as ordered. Always worn with medals and decorations if held.</p>	<p>As for No 1 SD with following exceptions:</p> <p><b>Hat:</b> The double row of embellished gold oak leaf depicts an air officer.</p> <p><b>Shoulder Boards:</b> Plain boards are worn only with No 1 SD.</p> <p>As for No 1 SD with following exceptions:</p> <p><b>Shoulder Boards:</b> Embellished shoulder boards fixed by means of shoulder loops and 27 ligne-anodized buttons.</p> <p><b>Sash:</b> Air Officer gold/blue.</p> <p><b>Gloves:</b> White cotton.</p>

**Note:** Also applies to those officers assigned to the 1 Star posts of Comdt RAFC Cranwell, Air Officer Wales, Air Officer Scotland and CG RAF Regt/AO RAFF, DNS (RAF) wears AO Ceremonial Sash only.

## No 2 Service Working Dress – Male Officers and Airmen

**0213. Occasions for Wear.** Except where a specific order of dress has been prescribed, the under mentioned modes of No 2 Service Working Dress are permitted:

- a. No 2 (Full) Service Working Dress Uniform (No 2 SD).** No 2 SD is jersey and long sleeve shirt mode with tie. All personnel may wear No 2 SD indoors and outdoors, as a routine working dress, throughout the year.
- b. No 2A (Long Sleeved) Routine Working Dress Uniform (No 2A SD).** No 2A SD is long sleeve shirt no jersey mode and is always worn with tie. All personnel may wear No 2A dress, indoors and outdoors, as a routine working dress, throughout the year.
- c. No 2B (Short Sleeved) Routine Working Dress Uniform (No 2B SD).** No 2B SD is short sleeve shirt mode and is never worn with tie. All personnel may wear No 2B dress, indoors and outdoors, as a routine working dress, throughout the year.
- d. No 2C (Restricted Trade) Routine Working Dress Uniform (No 2C SD).** Only those personnel detailed at Para 0216(c) may wear No 2C SD, indoors and outdoors, as a routine working dress, throughout the year.

Illustrations and relevant Orders of dress are detailed at the end of this section

## No 2 Service Working Dress – Authorised Ensemble

**0214. Hat.** A beret, field service cap (optional extra at own expense) or No 1 SD hat may be worn by airmen. Officers may wear a No 1 SD hat or forage cap; RAF Regiment officers may wear a beret. RAFP WO & below wear their white topped No 1 SD.

**0215. Jersey.** Only the service issue crew neck jersey or V-neck style jersey is to be worn with working dress modes. Stable belts are not to be worn outside the jersey. When worn with the general purpose jacket the bottom of the jersey is not to protrude below the waistband of the jacket.

**0216. Trousers.** Only the Service issue No 2 SD trousers are to be worn. They are to be worn with pressed in creases front and back, extending the full length of each leg.

**0217. Shirts.**

**a. Long-Sleeved Shirt.** Only the Service issue long sleeved wedgwood blue shirt is to be worn with No 2 and 2A SD. It is to be worn with a single crease pressed in on each sleeve running from the centre of the epaulette to the cuff. Sleeves are never rolled up and a tie must be worn.

**b. Short Sleeved Shirt.** Only the Service issue short-sleeved wedgwood blue shirt is to be worn with No 2B SD. It is to be worn with creases pressed in on each sleeve running from the centre of the epaulette to the sleeve end. A tie is never worn with this shirt.

**c. Dark Blue Working Shirt.** RAF dark blue working shirt, No 2C SD is authorised for wear, throughout the year, by airmen in those trades listed below. It is to be worn with creases pressed in on each sleeve running from the centre of the epaulette to the cuff. Sleeves may be rolled up. A tie is never worn with this shirt.

TG 1 Aircraft Engineering

TG 2 Electrical Engineering

TG 3 Ground Electronic Engineering

TG 4 ICT Technician and ICT Aerial Erector

TG 5 General Engineering

TG 6 Logistics (MTD)

TG 8 Fire Fighters only

TG13 Safety & Surface

TG 18 Logistics (Supply & Movements)

**0218. Footwear.** Issue black oxfords or DMS shoes can be worn by officers and WOs. Other ranks wear DMS. Black issue socks are to be worn.

**0219. Belts.** The blue/grey issue belt is to worn with No 2A, 2B and 2C SD. Optionally, unless otherwise ordered, authorised pattern stable belts may be worn (**See Para 0143 for details**). Stable belts are not to be worn outside a jersey.

**0220. Coats.** Only issue outerwear is to be worn by officers or airmen. Unless otherwise detailed, personnel who are in possession of their own serviceable greatcoat may wear them with No 2 SD and No 2A SD uniforms.

**0221. Blue Leather Flying Jacket.** A blue leather flying jacket of the standard approved pattern may be purchased at personal expense and worn with No 2 SD by Officers, WOs and SNCOs. If worn, the jacket zip slider is to be zipped up to at least 10cm from the top zip stop.

**0222. Gloves.** Issue brown leather for officers & WOs, issue black leather for FS and below.

**No 2 (FULL) SERVICE WORKING DRESS UNIFORM (No 2 SD) – MALE OFFICERS AND AIRMEN**



**ORDERS OF DRESS - No 2 (FULL) SERVICE WORKING DRESS UNIFORM – MALE OFFICERS AND AIRMEN**

Short Description and Occasions for Wear	Authorised Uniform Items	Notes
<p><b>No 2 (Full) Service Working Dress Uniform</b> <b>(No 2 SD)</b></p> <p>Unless otherwise ordered, can be worn as a standard working dress, indoors and outdoors all year round</p>	<p><b>Hat:</b> No 1 SD for officers (Note 1), beret for other ranks (Note 2).</p> <p><b>Shirt:</b> Issue long sleeve wedgwood blue (Note 3).</p> <p><b>Tie:</b> Black Issue.</p> <p><b>Jersey:</b> Issue blue/grey V or crew neck (Note 3).</p> <p><b>Trousers:</b> No 2 SD.</p> <p><b>Belt:</b> Blue/grey issue or optional Stable Belt (Note 4).</p> <p><b>Shoes:</b> Black issue, highly polished oxfords or DMS for officers and WOs, DMS for other ranks.</p> <p><b>Socks:</b> Black issue.</p> <p><b>Coat:</b> Issue (blue) outerwear (Note 5).</p> <p><b>Gloves:</b> Brown leather for officers and WOs, black leather issue for other ranks (Note 6).</p>	<ol style="list-style-type: none"> <li>1. Optional forage cap, RAF Regt officers only may wear beret. RAFP WO &amp; below wear their white topped No 1 SD</li> <li>2. Optional No 1 SD Hat or field service cap.</li> <li>3. A tie is to be worn.</li> <li>4. The stable belt is not to be worn on the outside of the jersey.</li> <li>5. Optional for inclement weather. If worn, the jacket zip slider is to be zipped up to at least 10cm from the top zip stop. (Page 2-48)</li> <li>6. Optional for inclement weather. Gloves can only be worn with jersey or outerwear</li> </ol>

**No 2A (LONG SLEEVED) ROUTINE WORKING DRESS (No 2A SD) – MALE**



**ORDER OF DRESS - No 2A (LONG SLEEVED) ROUTINE WORKING DRESS – MALE**

Short Description and Occasions for Wear	Authorised Uniform Items	Notes
<p><b>No 2A (Long Sleeved) Routine Working Dress</b> <b>(No 2A SD)</b></p> <p>There is only one mode of No 2A SD - long sleeve shirt with tie and no jersey.</p> <p>Unless otherwise ordered, can be worn as a routine working dress, indoors and outdoors all year round.</p>	<p><b>Hat:</b> No 1 SD for officers (Note 1), beret for other ranks (Note 2).</p> <p><b>Shirt:</b> Issue long sleeve wedgwood blue (Note 3).</p> <p><b>Tie:</b> Black issue (Note 3).</p> <p><b>Trousers:</b> No 2 SD.</p> <p><b>Belt:</b> Blue/grey issue or optional Stable Belt.</p> <p><b>Shoes:</b> Black issue, highly polished oxfords or DMS for officers and WOs, DMS for other ranks.</p> <p><b>Socks:</b> Black issue.</p> <p><b>Coat:</b> Issue blue MVP/jeltex rain jacket or GPJ (Note 4)</p> <p><b>Gloves:</b> Brown leather for officers and WOs, black leather issue for other ranks (Note 5).</p>	<ol style="list-style-type: none"> <li>1. Optional forage cap, RAF Regt officers only may wear beret. RAFF WO &amp; below wear their white topped No 1 SD</li> <li>2. Optional No 1 SD Hat or field service cap.</li> <li>3. A tie is always to be worn with No 2A Dress, under no circumstances, even in the working place, are shirtsleeves to be rolled up.</li> <li>4. Optional for inclement weather. If worn, the jacket zip slider is to be zipped up to at least 10cm from the top zip stop. (Page 2-48)</li> <li>5. Optional for inclement weather. Gloves can only be worn with jersey or outerwear.</li> </ol>



**No 2B (SHORT SLEEVED) ROUTINE WORKING DRESS (No 2B SD) – MALE**



**ORDER OF DRESS - No 2B (SHORT SLEEVED) ROUTINE WORKING DRESS – MALE**

Short Description and Occasions for Wear	Authorised Uniform Items	Notes
<p><b>No 2B – (Short Sleeved) Routine Working Dress</b></p> <p><b>(No 2B SD)</b></p> <p>Unless otherwise ordered, can be worn indoors and outdoors all year round.</p>	<p><b>Hat:</b> No 1 SD for officers (Note 1), beret for other ranks (Note 2).</p> <p><b>Shirt:</b> Issue short sleeve wedgwood blue shirt (Note 3).</p> <p><b>Trousers:</b> No 2 SD.</p> <p><b>Belt:</b> Blue/grey issue or optional Stable Belt.</p> <p><b>Shoes:</b> Black issue, highly polished oxfords or DMS for officers and WOs, DMS for other ranks.</p> <p><b>Socks:</b> Black issue.</p> <p><b>Coat:</b> Issue blue MVP/jeltex rain jacket or GPJ (Note 5 )</p> <p><b>Gloves:</b> Brown leather for officers and WOs, black leather issue for other ranks (Note 6).</p>	<ol style="list-style-type: none"> <li>1. Optional forage cap, RAF Regt officers only may wear beret. RAFF WO &amp; below wear their white topped No 1 SD</li> <li>2. Optional No 1 SD Hat or forage cap.</li> <li>3. A tie is never worn with the short sleeve shirt.</li> <li>4. Optional for inclement weather. If worn, the jacket zip slider is to be zipped up to at least 10cm from the top zip stop. (Page 2-58)</li> <li>5. Optional for inclement weather. Gloves can only be worn with jersey or outerwear.</li> </ol>

**No 2C (RESTRICTED) ROUTINE WORKING DRESS (No 2C SD) – AIRMEN ONLY**



**ORDER OF DRESS - No 2C (RESTRICTED) ROUTINE WORKING DRESS – AIRMEN ONLY**

Short Description and Occasions for Wear	Authorised Uniform Items	Notes
<p><b>No 2C – (Restricted ) Routine Working Dress (No 2C SD)</b></p> <p>Unless otherwise ordered, can be worn all year round by those trades listed at Para 0216, c. The dark blue working shirt is only to be worn with No 2C dress on station, or for home to duty travel. It is not to be worn routinely in public.</p>	<p><b>Hat:</b> Beret (Note 1).</p> <p><b>Shirt:</b> Issue long sleeve dark blue working shirt (Note 2).</p> <p><b>Trousers:</b> No 2 SD.</p> <p><b>Belt:</b> Blue/grey issue</p> <p><b>Shoes:</b> Black issue DMS</p> <p><b>Socks:</b> Black issue.</p> <p><b>Jersey:</b> Issue blue/grey V or crew neck (Note 3)</p> <p><b>Coat:</b> Issue blue MVP jacket or GPJ (Note 4 )</p> <p><b>Gloves:</b> Black leather issue.(Note 5).</p>	<ol style="list-style-type: none"> <li>1. Optional No 1 SD Hat or forage cap.</li> <li>2. Not to be worn with a tie on any occasion, sleeves may be rolled up above the elbow. Only the top (collar) button is to be undone. If worn, under vests are not to be visible.</li> <li>3. Optional for inclement weather. Shirt collar is to be unbuttoned and worn external to the jersey neck.</li> <li>4. Optional for inclement weather. If worn, the jacket zip slider is to be zipped up to least 10cm from the top zip stop. (Page 2-48)</li> <li>5. Optional but only when jersey or outerwear is worn.</li> </ol>

## No 3 Service Dress – Operational Clothing

### Introduction

**0223. General.** No 3 Service Dress covers all forms of operational clothing, including the Personal Clothing System Combat Uniform (PCS CU) and the Combat Soldier 95 (CS95) range (Woodland, desert and multi terrain patterns). Operational clothing is defined as clothing that is required to be worn for operations, operational training and exercises. Operational clothing is issued as part of the initial kitting scale for both male and female personnel. All combat uniforms are issued and worn as authorised in the Air Command Guide to Kitting for Operations and Exercises, held by unit clothing stores. Instructions pertaining to CS95 remain extant until withdrawn from this publication.

**0224. CS95 Badges and Insignia.** CS95 jacket/smock and lightweight jackets are to be worn with the following standard insignia:

- a. The union jack emblem is to be positioned centrally 5cm below the shoulder seam or RAF Regt shoulder badge on the left arm.
- b. The embroidered RAF identity patch is to be affixed centrally and immediately above the right hand breast pocket of the CS95 and DCC smock and shirts only. The green or sand patch measures 16cm x 3cm and has 'ROYAL AIR FORCE' embroidered in black or orange.
- c. The RAF Tactical Recognition Flash (TRF) replicates the colours of the RAF Stable belt. It is to be worn by all RAF personnel on the CS95 lightweight jacket, smock and Desert DPM equivalents. The TRF is to be sewn centrally on the right sleeve with the top edge 7.5cms below the shoulder seam; the stripes are to run vertically with the maroon stripe on the right when viewed.
- d. The Expeditionary Air Wing (EAW) and Expeditionary Air Group (EAG) badge is to be worn on CS 95 and Desert DPM garments in conjunction with, and 1 cm below, the RAF Tactical Recognition Flash (TRF).
- e. Embroidered name badges are not worn on No3 dress. All other forms of authorised trade badges, qualification badges, emblems and insignia for wear with operational clothing are detailed in Chap 7. Only those rank slides, badges and insignia contained herein and/or approved by the RAF Clothing & Dress Policy Committee may be affixed to CS95.

### Dress Regulations – PCS CU

**0225. Issue.** PCS CU is to be issued (according to the schedule in the Fielding Plan) to all RAF personnel and all rules and regulations appertaining to its wear apply equally to all ranks, male and female.

**0226. Occasions for Wear.** In addition to wear on operations, operational training and exercises, PCS CU is to be worn on ground defence duties/training and when specially ordered by MOD. It is emphasised however, that the RAF remains predominately a blue uniformed service. RAF Personnel serving with or in Joint, RN and Army organisations will be expected to routinely wear No 2 HD unless a new standing authority to wear PCS CU routinely is given by the most appropriate RAF 2 Star officer – this decision cannot be made by officers from other Services. Furthermore, RAF personnel should not wear accoutrements affiliating them to non-RAF organisations such as stable belts, regimental berets and badges; only RAF variants are permitted. Commanders of RAF Regt units and sections will direct an appropriate use of PCS CU for situations where it is more suitable than No 2 HD.

**0227. PCS CU Authorised Ensemble.** When authorised to wear, and except where a specific order of dress has been prescribed by the chain of command, only the approved PCS CU ensemble, as detailed below, is to be worn. Other items of operational clothing issued for specific operations outside the UK are not to be worn in the UK and NWE. Illustrations and relevant orders of dress are detailed at the end of this section. PCS CU ensemble comprises of:

- a. **Headdress.** When there is no operational requirement to wear a helmet, the service issue beret, with appropriate hat badge, must be worn by all ranks with the exception of officers of 2\* rank and above who may elect to wear the field service cap.
- b. **Smock.** Rank slide worn on the front rank epaulette.
- c. **Lightweight Combat Suit (L/W Jacket & Trousers).** Rank slide are worn on the front rank epaulette. ‘In barracks’ the l/w jacket is worn tucked into trousers; due to the limitations of the current sleeve design, the sleeves of the jacket are normally to be worn down. However, where the activity or temperature dictates, sleeves can be rolled up temporarily at the discretion of the individual. When personnel are engaged in combat operations, operational training or on exercises where combat uniform is being worn as part of a specific requirement of the task, and where high activity levels can be expected to be encountered at short notice, the jacket is to be worn outside of the trousers with sleeves down.
- d. **T-Shirt.** All year round wear under garment.
- e. **Thermal Shirt.** Cold conditions garment worn under the lightweight jacket.
- f. **Mid layer.** Cold conditions garment worn under the smock.
- g. **MTP Moisture Vapour Permeable (MVP) Suit.** Lightweight Gortex waterproof jacket and trousers.

**h. Gloves.** Leather waterproof with wrist strap. Also available are NOMEX flame retardant gloves with non-slip texturing for use when operating sensitive equipment in cold conditions.

**j. Boots.** Issue combat assault boot (in due course a range of brown combat and specialist boots will be issued for operations and to certain designated Units).

**k. Rank Slides and Belts .** “In barracks,” standard blue rank badges and braid affixed to a plain slide are to be worn. Personnel are permitted to wear an approved pattern stable belt in place of the service issued combat webbing belt. When personnel are engaged in combat operations, operational training or on exercises where combat uniform is being worn as part of a specific requirement of the task, low contrast rank slides, combat webbing belts and tactical recognition flashes are normally to be worn but this can be varied at the discretion of the local Commander.

**0228. PCS CU Badges and Insignia.** PCS CU smock and lightweight jackets are to be worn with the following standard insignia:

**0229. PCS CU Badges and Insignia.** PCS CU is issued with blanking plates onto which the following badges are to be affixed:

**a.** The union emblem is worn on the left sleeve blanking plate so that the upper corners of the emblem meet the edges of the plate.

**b.** Where approved, Unit formation badges can be affixed centrally to the left hand blanking plate beneath the union emblem

**c.** Where worn, for example on designated MACA operations, the logo based RAF Recognition Flash (RF) is to be affixed centrally to the right sleeve blanking patch. If parachutist wings are also worn, the RAF RF is to be affixed so the lower corners meet the edges of the blanking plate with the parachutist wings affixed above.

**d.** For all deployed operations and field exercises the RAF Tactical Recognition Flash (TRF) is affixed to a right sleeve blanking patch so that the upper corners of the emblem meet the edges of the plate. The stripes are to run vertically with the maroon stripe on the right when viewed. When parachutist wings are worn, the RAF TRF is to be affixed so the lower corners meet the edges of the blanking plate with the parachutist wings affixed above

**e.** Where required, the Expeditionary Air Wing (EAW) and Expeditionary Air Group (EAG) badges are to be worn immediately and centrally below the RAF TRF.

- f. The only badges which are permitted to be sewn directly on to the material are:
  - i. Aircrew wings/brevet worn on the left breast, (unless operationally inappropriate) positioned so the top of the badge sits no higher than the top of the left breast map pocket. These may be affixed using touch & close methods if required.
  - ii. RAF Regiment shoulder titles, to be worn immediately below and central on each shoulder seam.
- g. Embroidered name badges are not worn on PCS CU. All other forms of authorised trade badges, qualification badges, emblems and insignia for wear with operational clothing are detailed in AP 1358 Chap 7.

**0230.** Variations in No 3 dress will be subject to operational requirement, location and climate and the necessary mode will be decided upon by the relevant chain of command. Disruptive pattern clothing is never to be worn in combination with 'blue' uniform modes. When personnel are actively engaged on tasks that entail high levels of physical activity, particularly at higher temperatures, local commanders will retain the authority to allow the jacket to be temporarily un-tucked; it is also permissible, as in the extant regulations for CS95, to remove the jacket completely and complete the tasks in just the t-shirt. Once the task is completed, or an individual leaves the task to undertake less strenuous duties about his Unit, then the jacket should be replaced and tucked in to the trousers.



PCS CU - IMAGES



2-26



AL14

## ORDER OF DRESS COMBAT UNIFORMS – MALE &amp; FEMALE

Short Description & Occasion for Wear	All Ranks Male & Female	Notes
<b>Non PCS CU /CS95</b>	Non PCS CU, CS95, DCC and other combinations of operational clothing will be issued as detailed in the RAF Guide to Kitting for Operations	Worn as authorised by Operational Commander
<b>Combat Soldier 95 (CS95)</b>  When authorised.  Order of dress will be as detailed by chain of command	<b>Hat:</b> Combat Helmet with cover or Beret (Note 1 and para 227a refer) <b>T-shirt:</b> Olive Green (Note 2) <b>L/W Jacket:</b> DPM (Note 3 and Note 8) <b>Field Jacket:</b> DPM (Note 8) <b>Trousers:</b> DPM <b>Belt:</b> OG Webbing belt (Note 4) <b>Norwegian Shirt:</b> Olive Green (Note 5) <b>Fleece Liner:</b> Olive Green (Note 5) <b>MVP Suit:</b> DPM waterproof MVP jacket & trousers (Note 6) <b>Gloves:</b> Combat (Note 7) <b>Boots:</b> Combat Assault Boot	<ol style="list-style-type: none"> <li>1. Beret is to be worn by all ranks when there is no operational requirement to wear a helmet.</li> <li>2. Not to be worn as an outer layer unless authorised by local command for work of limited duration.</li> <li>3. Worn tucked into trousers; where the activity temperature dictates, sleeves can be rolled up at the discretion of the individual.</li> </ol> For PCS CU - When engaged on strenuous work 'in-barracks', particularly at high temperatures, the l/w jacket can be worn un-tucked for the duration of the immediate task. It should be replaced when no longer directly engaged on that task.
<b>Personal Clothing System Combat Uniform (PCS CU)</b> including Ancillary Items (AIs) and Warm Weather variant.  When authorised.  Order of dress will be as detailed by chain of command	<b>Hat:</b> Combat Helmet with MTP cover or Beret (Note 1 and para 227a refer) <b>T-shirt:</b> Brown base layer (Note 2 and Note 10) <b>L/W Jacket:</b> MTP (Note 3 and Note 8) <b>Windproof Smock:</b> MTP (Note 8) <b>Trousers:</b> MTP <b>Belt:</b> Belt (Note 4 and note 10) <b>Thermal Shirt:</b> Khaki micro fleece (Note 5 and Note 10) <b>Thermal Smock:</b> Khaki shell fleece mid-layer (Note 5 and Note 10) <b>MVP Suit:</b> MTP Lightweight MVP jacket & trousers (Note 6) <b>Gloves:</b> Combat (Note 7) <b>Boots:</b> Combat Assault Boot (Note 9) <b>Rank Slides.</b> A series of low contrast rank badges affixed to an MTP slide (Note 11).	On deployed operations and designated field exercises the l/w jacket is worn outside the waistband with sleeves down. <ol style="list-style-type: none"> <li>4. Stable belts may be worn as an item of routine working dress, but they are not to be worn in the field, on deployed Ops or exercises. Belts are not to be worn external to the field jacket/windproof smock.</li> <li>5. Not to be worn as an outer layer.</li> <li>6. 'In barracks' is to be worn as an outer garment only.</li> <li>7. Nomex flame retardant non-slip gloves may be authorised for use when required.</li> <li>8. Badges. Only those authorised by the DPC.</li> <li>9. Currently black combat assault boot but new boot in brown will be issued for operations and certain designated formed units.</li> <li>10. CS95 items are fully compatible with PCS CU and will remain in use as long as stocks are available.</li> <li>11. Standard rank badges and braid affixed to a plain slide are to be worn 'in barracks'. On deployed operations and designated field exercises, subdued rank slides and braid should normally be worn.</li> </ol>

## No 3 Service Dress – Operational Clothing

**COMBAT SOLDIER 95 (CS95) – ROUTINE WEAR - ALL RANKS, MALE & FEMALE**



**Normal Wear L/W Jacket -Sleeves Down**



**Optional or local Cdr's discretion**



**Field Jacket**



**Royal Air Force Patch – affixed centrally above right breast pocket**

INTENTIONALLY BLANK

**No 4 Service Dress (Optional Mess Dress) Male All Ranks**

**0230.** The order of dress is the same as for No 1 SD except that a plain white shirt with normal collar and black bow tie replaces the wedgwood blue shirt. Medals are not worn.



**ORDER OF DRESS - No 4 OPTIONAL MESS DRESS – MALE ALL RANKS**

Short Description & Occasion for Wear	All Ranks
<p><b>No 4 Service Dress - Optional Mess Dress</b> <b>(No 4 SD)</b></p> <p>This is an interim mess dress for:</p> <ol style="list-style-type: none"> <li>1. Officer cadets who have not yet received scaled No 5 Mess Dress.</li> <li>2. Non-regular officers, with the exception of those serving on class J commission.</li> <li>3. Airmen of all ranks.</li> </ol>	<p>No 1 SD excepting:</p> <p><b>Shirt:</b> Plain white collared attached (Wing collars are not permitted)</p> <p><b>Tie:</b> Black bow tie</p> <p><b>Shoes:</b> Black patent evening, Oxford or DMS</p> <p><b>Medals are not worn</b></p>

**No 5 Mess Dress (No 5 SD) – Male Officers, Warrant Officers and SNCOs**

**0231. Occasions for Wear.** The No 5 SD is provided as an initial free issue to regular serving commissioned officers and for SNCOs promoted after 1 Apr 10. It remains an optional item for those WOs and SNCOs promoted before 1 Apr 09. It is reserved in the main as an evening or mess dress and is worn by commissioned officers, WOs and SNCOs at formal evening functions e.g. dining-in nights and guest nights. It may also be worn by retired officers, WOs and SNCOs and additionally, officers serving in the FTRS, RAFRO class CC, RAuxAF and RAFVR (T) on all occasions when this form of dress is appropriate for serving personnel. Badges of rank are to be worn as follows:

- a. **Officers.** Full width gold ranking lace is worn on the sleeve of the RAF No 5 SD composed as prescribed for No 1 SD. Fully retired officers wear the badges of rank as recorded in the RAF Retired List.
- b. **WOs and SNCOs.** A gold-embellished, single rank badge is worn on the right sleeve only, in the position prescribed for No 1 SD. Retired WOs and SNCOs wear the badges of rank to which they were eligible at the time of discharge.
- c. Officers serving on commissions in the subsidiary branches listed above wear the badges of rank conversant with their current posts.

**No 5 Mess Dress - Authorised Ensemble**

**0232. Hat.** No 1 SD hat appropriate to rank – outdoors only.

**0233. Jacket.** All commissioned ranks wear the same design jacket and all WOs and SNCOs wear a similar design jacket. Officers of the rank of AVM and above wear plain shoulder boards; this rule also applies to all officers entitled to wear aiguillettes and/or the Royal Cypher (See Chap 9). Half size gold embroidered flying badges may be worn where appropriate. Illustrations and relevant Orders of dress are detailed at the end of this section

**0234. Trousers.** Only No 5 SD trousers are to be worn. The trousers can be supported by braces.

**0235. Shirt.** Officers wear a white, Marcella shirt of approved design, worn with gold cuff links. WOs and SNCOs have the option of the Marcella shirt or a similar plain white dress shirt. Chaplains may wear a white shirt with vest stock and double collar.

**0236. Waistcoat/Cummerbund.** Officers are to wear the blue waistcoat (No 5B SD), but, at the Station Commander's discretion, it may be replaced with a slate grey, pleated cummerbund. Official Sqn, Unit, Wing or Formation cummerbunds may only be worn by officers, WOs and SNCOs at the station commander's discretion and only on occasions when official guests are not present. When official guests are present a slate grey pleated cummerbund is always to be worn by WOs and SNCOs.

**0237. Bow Tie.** Plain black double ended. Sqn/Unit/Wing/Formation bow ties are not to be worn with No 5B SD uniform at any time.

**0238. Socks.** Black.

**0239. Shoes.** Black patent evening shoes, without toecaps.

**0240. Dress Studs and Cufflinks.** Plain gold or gold types are optional.

**No 5 Mess Dress -Full Ceremonial Evening (No 5A SD) - Officers Only**

**0241.** The standard No 5 SD waistcoat is replaced by a white waistcoat and it is worn with a white wing collared shirt and white bow tie. The white waistcoat, wing-collared shirt and white bow tie are pool items and are available for loan from the Ceremonial Pool. Any officer requiring the loan of these items is to apply through Air Command A4 UCPSM Cer and Pol (01452 886401).

**0242. Kilts.** Only members of the Scottish-based RAuxAF Sqns, whilst serving on those Sqns, may, at the discretion of the Station Commander, wear kilts of grey Douglas tartan with No 5B SD. No other tartan is permitted. Kilts are not to be worn outside the confines of the Squadron/Station/Unit function and no other member of the RAF or RAuxAF may wear this or any other kilt with No 5B SD uniform at any occasion.



No 5 MESS DRESS (No 5 SD) – MALE OFFICERS, WO & SNCOs



**Officer No 5**



**Officer No 5B**



New Image Pending- white bowtie  
**Officer No 5A**



**SNCO No 5**

**ORDERS OF DRESS - No 5, 5B & 5A - MESS DRESS - MALE OFFICERS, WOs & SNCOs**

<b>Short Description and Occasions for Wear</b>	<b>Authorised Uniform Items</b>	<b>Notes</b>
<p><b>No 5, 5B Mess Dress</b> <b>(No 5 SD)</b></p> <p>Reserved in the main as an evening or mess dress, worn by commissioned officers, WOs and SNCOs at formal evening functions e.g. dining-in nights and guest nights.</p> <p><b>No 5A Mess Dress</b> <b>(No 5A SD)</b></p> <p>Is Full Ceremonial Evening dress for officers only (Note 2)</p> <p>Reserved for specific occasions as detailed at Annex D, to Chapter 10.</p>	<p><b>Hat:</b> No 1 SD hat (outdoors only)</p> <p><b>Jacket:</b> Mess dress blue/grey.</p> <p><b>Trousers:</b> Mess dress blue/grey.</p> <p><b>Waistcoat:</b> Blue/grey (No 5B SD). (Note 1)</p> <p><b>Cummerbund:</b> Slate grey pleated (Note 1).</p> <p><b>Shirt:</b> White Marcella.</p> <p><b>Dress studs:</b> Plain gold or gold type.</p> <p><b>Cuff links:</b> Plain gold or gold type.</p> <p><b>Bow Tie:</b> Plain black double ended.</p> <p><b>Socks:</b> Black</p> <p><b>Shoes:</b> Black patent evening without toecaps.</p> <p><b>Coat:</b> Optional - Issue outerwear</p>	<p>1. Officers only – Mess Dress with waistcoat is designated as No 5B. At Stn Cdrs discretion the blue/grey waistcoat may be replaced by the slate grey pleated cummerbund.</p> <p>2. No 5A SD is for officers only. The standard No 5 SD waistcoat is replaced by a white waistcoat and it is worn with a white wing collared shirt and white bow tie. The white waistcoat and wing-collared shirt are pool items and are available for loan from the Ceremonial Pool. Any officer requiring the loan of these items is to apply to Air Command A4 UCPSM Cer and Pol (01452 886401)</p>

**RAF No 6, 7 & 8 Service Dress (Warm Weather Areas) – Male Officers and Airmen**

**0243. Dates of Changeover.** The following are the normal changeover dates between temperate and warm weather dress in the specified areas, unless a variation is broadcast by the command or formation concerned:

	Warm-weather to temperate	Temperate to warm-weather
Cyprus	3rd Monday in November	3rd Monday in April
Gibraltar	4th Monday in October	3rd Monday in May

Changes in the above dates and the effective dates for other areas, are to be signalled by the headquarters concerned to all respective commands for action, giving at least 48 hrs notice. Intending visitors to the above areas in the months of change should consult the relevant overseas theatre staffs/sponsor for advice on dress requirements.

**0244.** It is not possible to publish change dates for other warm weather defined areas as they vary from year to year. Enquiries should be referred to the appropriate local RAF staffs, defence attachés or advisers in the countries concerned.

**RAF No 6 Service Dress (No 6 SD)**

**0245. Occasions For Wear.** All ranks (when in general issue) wear the standard No 6 dress uniform on ceremonial and formal occasions overseas, as ordered by MOD or CINCs. Illustrations and relevant orders of dress are detailed at the end of this section

**RAF No 6 and 6A Service Dress - Authorised Ensemble**

**0246. Hat.** Only the service issue No 1 SD hat may be worn.

**0247. Jackets.**

- a. **No 6 SD.** All No 6 SD Jackets have epaulettes for rank slides.

b. **No 6A SD.** Only scaled for officers holding specific appointments. Consists of a pocket-less jacket in white polyester cotton fastened by six 37 ligne detachable mounted gilt buttons. Worn with No 1 SD Hat, white T shirt, No 8 dress uniform shoulder straps, black oxford shoes and black socks. A full sized gold and silver wire flying/aircrew brevet and aiguillettes are to be worn by entitled personnel (See Annex B to Chap 9).

**0248. Trousers.** The No 6 and 6A SD trousers are made of the same material as the relevant jacket and are to be worn with pressed in creases, front and back, extending the full length of each leg.

**0249. Shirt.** A stone long-sleeved shirt is to be worn with No 6 SD with creases pressed in on each sleeve, running from the centre of the epaulette to the cuff. Chaplains may wear a white shirt with a clerical collar and spade stock (not double collar).

**0250. Tie.** The issue black tie, secured with a Windsor knot, should be worn with No 6 SD.

**0251. Socks.** Black only.

**0252. Shoes.** Oxford pattern shoes are to be worn by officers and WOs. All other airmen are to wear service issue DMS shoes.

**No 6 SERVICE DRESS (WARM WEATHER AREAS) – MALE**



**No 6 Uniform - example used is ADC**

**ORDERS OF DRESS RAF No 6 SERVICE DRESS (WARM WEATHER AREAS) – MALE OFFICERS AND AIRMEN**

Short Description and Occasions for Wear	Authorised Ensemble	Notes
<p><b>No 6 Service Dress - Warm Weather Areas.</b></p> <p><b>(No 6 SD)</b></p> <p>This order of dress is reserved for ceremonial and other formal occasions as ordered during authorised warm weather periods</p>	<p><b>Hat:</b> No 1 SD</p> <p><b>Jacket:</b> No 6 SD Stone (Note 1)</p> <p><b>Trousers:</b> No 6 SD Stone</p> <p><b>Shirt:</b> Long sleeve stone</p> <p><b>Tie:</b> Black issue</p> <p><b>Shoes:</b> Black issue, highly polished oxfords for officers and WOs, DMS for other ranks.</p> <p><b>Socks:</b> Black issue</p> <p><b>Gloves:</b> White (Note 2)</p>	<p>1. All No 6 Jackets have epaulettes for rank slides.</p> <p>2. Must be worn by officers &amp; WOs if sword is carried, otherwise only if ordered.</p>

No 6A SD - FULL CEREMONIAL DRESS (WARM WEATHER AREAS) – MALE OFFICERS ONLY



**ORDER OF DRESS No 6A SD - FULL CEREMONIAL DRESS (WARM WEATHER AREAS) – OFFICERS ONLY**

Short Description and Occasions for Wear	Authorised Uniform Items	Notes
<p><b>No 6A Service Dress - Full Ceremonial Dress - Warm Weather Areas</b></p> <p><b>(No 6A SD)</b></p> <p>This order of dress is scaled for officers holding specific appointments. Optional for other officers at their own expense</p>	<p><b>Hat:</b> No 1 SD</p> <p><b>Jacket:</b> No 6A SD – White (Notes 1, 2 &amp; 3)</p> <p><b>Trousers:</b> No 6A SD - White</p> <p><b>Sash:</b> Air Officer (AVM and above)</p> <p><b>Shoulder straps:</b> No 8 SD (Mess Dress)</p> <p><b>Shoes:</b> Black issue oxfords</p> <p><b>Socks:</b> Black issue</p> <p><b>Gloves:</b> White</p>	<ol style="list-style-type: none"> <li>1. Aiguillettes are to be worn by entitled personnel (See Annex B to Chap 9).</li> <li>2. A full size, gold and silver flying/aircrew brevet is to be worn by entitled personnel.</li> <li>3. A plain white T shirt is be worn under the jacket of this uniform.</li> </ol>



**RAF No 7 Service Dress(No 7 SD) – Warm Weather Areas**

**0253. Occasions for Wear.** All forms of No 7 SD are worn in designated warm weather areas overseas as a routine working dress. Illustrations and relevant orders of dress are detailed at the end of this section

**Authorised Ensemble**

**0254. No 7A SD – Long Trouser Mode.**

**a. Shirt.** Long Sleeve shirt or short sleeve shirt may be worn. When worn with long sleeve shirt, black issue tie is to be worn at all times and the sleeves remain buttoned at the wrist.

**b. Footwear.** Black issue service shoes or desert boots of approved pattern. Issue black or issue/approved stone coloured socks are to be worn.

**c. Belt.** Blue/grey belt or authorised pattern stable may be worn.

**d. Headdress.** Officers may wear No 1 SD hat or field service cap. Airmen may wear No 1 SD hat, optional field service cap or beret.

**0255. No 7B SD – Short Trouser Mode.**

**a. Shirt.** Stone short sleeve.

**b. Footwear.** DMS or Desert boots of approved pattern.

**c. Socks.** Issue short stone colour.

**d. Belt.** Authorised pattern stable belt may be worn.

**e. Headdress.** Officers may wear No 1 SD hat or field service cap. Airmen may wear beret, optional field service cap or No SD 1 hat.

**No 7A & 7B SD MALE ALL RANKS**



**No 7A Dress**

**IMAGE PENDING  
No 7B Dress  
(Shown with short socks and optional stable belt)**

**ORDERS OF DRESS – No 7A & B DRESS (WARM WEATHER AREAS) MALE ALL RANKS**

Short Description and Occasions for Wear	Authorised Uniform Items	Notes
<p><b>No 7A Routine Dress, long Trousers - Warm Weather Areas.</b></p> <p><b>(No 7A SD)</b></p> <p>Is worn as routine working dress during authorised warm weather periods</p>	<p><b>Hat:</b> Officers, No 1 SD (Note 1). Other ranks, Beret (Note 2)</p> <p><b>Shirt:</b> Long or short sleeve stone. (Note 3)</p> <p><b>Long Trousers:</b> Stone.</p> <p><b>Belt:</b> Blue/grey issue or optional stable belt.</p> <p><b>Tie:</b> Black issue – with long sleeve shirt only.</p> <p><b>Shoes:</b> Black issue, highly polished DMS or oxfords for officers and WOs, DMS for other ranks, or approved pattern desert boot for all ranks.</p> <p><b>Socks:</b> Black with black shoes, stone with desert boots.</p>	<p>1. Optional – Field service cap. RAF Regt officers only may wear beret.</p> <p>2. Optional –Field service cap or No1 SD Hat.</p> <p>3. As preferred unless otherwise ordered.</p>
<p><b>No 7B SD Routine dress, short trousers - warm weather areas.</b></p> <p><b>(No 7B SD)</b></p> <p>Is worn as routine working dress during authorised warm weather periods</p>	<p><b>Hat:</b> Officers, No 1 SD (Note 1). Other ranks, Beret (Note 2)</p> <p><b>Shirt:</b> Short sleeve stone.</p> <p><b>Shorts:</b> Issue stone.</p> <p><b>Belt:</b> Authorised optional stable belt.</p> <p><b>Shoes:</b> Approved pattern desert boots for all ranks.</p> <p><b>Socks:</b> short stone colour.</p>	<p>1. Optional – Field service cap. RAF Regt officers only may wear beret.</p> <p>2. Optional – Field service cap or No 1 SD Hat.</p>

**RAF No 8 Service Dress - Mess Dress -Warm Weather Areas**

**0256. Occasions for wear.** The No 8 SD is an issue item for officers, and an optional item for WOs and SNCOs who may purchase it at personal expense. Officers, WOs and SNCOs wear it at formal evening functions e.g. dining-in nights and guest nights. Those personnel who do not have the No 8 SD should wear No 6 SD. Illustrations and relevant orders of dress are detailed at the end of this section

**Authorised Ensemble**

**0257. Jacket.** All commissioned ranks wear the same design white jacket (with shoulder boards) and all WOs and SNCOs wear an identical design without shoulder boards and with rank badges affixed to the right sleeve of the jacket.

**0258. Trousers.** Standard No 5 SD trousers are normally worn; however, individuals may purchase trousers of the No 5 SD pattern and colour, in a lightweight material if preferred.

**0259.** All remaining accessories are as detailed for No 5 dress.

**No 8 MESS DRESS (WARM WEATHER AREAS) (No 8 SD) MALE OFFICERS AND SNCOS**



## ORDERS OF DRESS No 8 MESS DRESS – MALE OFFICERS AND SNCOs

Short Description and Occasions for Wear	Authorised Uniform Items	Notes
<p><b>No 8 SD - Mess Dress - Warm Weather Areas.</b></p> <p><b>(No 8 SD)</b></p> <p><b>See Notes 1 &amp; 4</b></p>	<p><b>Hat:</b> No 1 SD</p> <p><b>Jacket:</b> Mess, white (Note 2)</p> <p><b>Trousers:</b> No 5 SD (Note 3)</p> <p><b>Cummerbund:</b> Slate grey pleated</p> <p><b>Shirt:</b> White, Marcella</p> <p><b>Cuff links:</b> Plain gold</p> <p><b>Tie:</b> Black, bow</p> <p><b>Shoes:</b> Black patent evening</p> <p><b>Socks:</b> Black</p>	<p>1. Optional, at personal expense for WOs and SNCOs otherwise as other ranks (Note 4)</p> <p>2. WO &amp; SNCO have same officer pattern, No 8 SD Jacket but tailored without shoulder straps and with gold/embroidered rank badge affixed to the right sleeve.</p> <p>3. Optional – Trousers No 5 SD pattern/colour in lightweight material (Self Purchase)</p> <p>4. Other ranks if required wear No 6 SD.</p>
<p><b>No 8A SD - Red Sea Rig - Officers Only</b></p> <p><b>(No 8A SD)</b></p> <p>An informal variant of No 8 SD, only applicable to RAF officers serving in HM ships or Naval shore establishments.</p>	<p><b>Hat:</b> No 1 SD</p> <p><b>Shirt:</b> White short sleeved (Note 1)</p> <p><b>Trousers:</b> No 1 SD or No 5 SD (Note 2)</p> <p><b>Shoulder Boards:</b> No 8 SD (Mess dress)</p> <p><b>Cummerbund:</b> Slate grey pleated</p> <p><b>Shoes:</b> Black patent evening or Oxfords</p> <p><b>Socks:</b> Black</p>	<p>1. Naval Officers pattern</p> <p>2. Optional – Trousers No 5A pattern/colour in lightweight material.</p>

**RAF Music Services Dress Uniforms (Male)****No 9 Dress – Directors of Music, Band Masters and Musicians**

**0260. Occasions for wear.** The No 9 dress is worn by Directors of Music, Bandmasters and musicians on all formal ceremonial occasions as authorised by MOD (Air). The appropriate use of the ceremonial peaked cap, boots, shoes, greatcoat or cape, is promulgated in the relevant individual band orders.

**0261. Ceremonial Peaked Cap.** The ceremonial peaked cap may be worn as follows:

A. **Directors of Music.** The musicians' No 9 dress peaked cap is worn by all Directors of Music, regardless of rank, with a thick gold lace band on the peak, together with the gold embroidered version of the Officer cap badge.

B. **Warrant Officers.** The musicians' No 9 dress peaked cap is worn, with a thick gold lace band on the peak, together with the gold embroidered version of the Warrant Officer cap badge.

C. **Musicians (ORs).** The musicians' No 9 dress peaked cap is worn by all musicians of FS rank and below, with the embroidered version of the airman's cap badge.

**0262. Tunic.** The No 9 uniform is manufactured as a suit, from the same length of fabric. Therefore the tunic from issue should not be worn with trousers of another. All Directors of Music wear the same style of tunic (see photos) but with the collar detail appropriate to the rank held. Warrant Officers and airmen wear the same style tunic.

**0263. Trousers.** Only the No 9 dress trousers are to be worn with pressed creases, front and back, extending the full length of each leg. The use of braces is optional.

**0264. Medals.** Full size court mounted medals are worn on the left hand side of the uniform just above the ribbons.

**0265. Musicians Ceremonial Cape.** A service issue ceremonial cape may be worn with the No 9 dress, as ordered.

**0266. Greatcoat.** When ordered, a service issue greatcoat may be worn by all ranks, as follows:

A. **Directors of Music.** Directors of Music wear the officers' style greatcoat with a sword slit and detachable shoulder straps ranked in gold.

B. **Bandmasters (Warrant Officers).** The warrant officer pattern greatcoat with appropriate ranking and a sword slit is worn

C. **Musicians.** The standard issue greatcoat is worn by musicians of FS rank and below. The greatcoat is to be badged for the ranks of corporal and above.

All greatcoats are to be worn with creases pressed down the entire length of each sleeve.

**0267. Shirt.** Directors of Music should wear the approved pattern white collarless shirt and plain gold cuff-links.

**0268. Socks.** Black issue.

**0269. Footwear.** Directors of Music should wear highly polished Wellington patent leather boots and non-commissioned personnel, black George boots. Alternatively, Oxford pattern or DMS shoes may be ordered.

**0270. Gloves.** Directors of Music, Bandmasters and Drum Majors are to wear white service issue gloves when performing outdoor ceremonial duties (except when wearing a greatcoat). Blue/grey woollen gloves are to be worn by musicians in greatcoat order.

**0271. Aiguillettes.** All musicians of FS rank and below are to wear aigillettes. These should be worn from the left shoulder and attached to the top button except for Drum Majors, who should wear them from the right shoulder.

**0272. Shoulder Knots.** Shoulder knots are to be worn, with the end overlapping loop, to the front.

**0273. Sash.** Directors of Music and Drum Majors wear the gold ceremonial sash appropriate to their rank and appointment. The Drum Major sash is worn over the left shoulder and positioned under the shoulder knot.



**No 9 DRESS UNIFORM – ESTABLISHED BANDS CEREMONIAL PARADE DRESS**



**Director of Music**



**Bandmaster**



**Drum Major**



**Musician**

**No 9 DRESS UNIFORM – ESTABLISHED BANDS CEREMONIAL PARADE DRESS OUTERWEAR**



**Director of Music with Cape**



**Musician with Cape**



**Director of Music with Greatcoat**



**Musician with Greatcoat**

**No 9a Dress – Directors of Music, Band Masters and Musicians**

**0274. Occasions for wear.** The No 9a dress is worn by Directors of Music, Bandmasters and musicians, on all formal concert ceremonial occasions as authorised by MOD (Air).

**0275. Jacket.** All commissioned ranks wear the same style jacket. All musicians of Bandmaster and below all wear a similar style jacket. All ranks will wear the appropriate ranks on both arms. In addition to this the band harp is worn on the lower arm of both sleeves.

**0276. Trousers.** The No 9a trousers are made from the same length of fabric. The trousers are to be worn with pressed creases, front and back, extending the full length of each leg. The use of braces is optional.

**0277. Shirt.** Directors of Music wear a white Marcella shirt of approved design with gold cuff links. Bandmasters and all ranks below are to wear the white dress shirt of approved design, worn with gold cuff links. Females wear the white dress shirt with normal buttoned sleeves.

**0278. Waistcoat/Cummerbund.** All Directors of Music are to wear the blue waistcoat (No 5B dress). All non commissioned ranks are to wear the issued slate grey cummerbund, pleated for males and un-pleated for females.

**0279. Aiguillettes.** All non commissioned ranks are to wear aigillettes. These should be worn from the left shoulder and attached to the button underneath of the lapel in line with the medal position to ensure correct alignment.

**0280. Shoulder Knots.** Shoulder knots are to be worn with the end overlapping loop to the front.

**0281. Medals.** Miniature court mounted medals are worn on the left lapel of the jacket in alignment with the button under the lapel holding the aigillettes.

**0282. Bow Tie.** Plain black double ended.

**0283. Socks.** Black issue.

**0284. Shoes.** Highly polished black leather Oxford pattern shoes are to be worn by Directors of Music. All non commissioned ranks are to wear similarly polished service issue DMS shoes.

**No 9a DRESS UNIFORM – ESTABLISHED BANDS CONCERT DRESS**



**Director of Music**



**Musician**

**No 10 Dress - Directors of Music and Band Masters**

**0285. Occasions for wear.** The No 10 dress is worn only by Directors of Music and Bandmasters on formal occasions, as authorised by MOD (Air).

**0286. Head-dress.** Only the ceremonial peaked cap is to be worn with this order of dress.

**0287. Frock coat.** The officer style frock coat is to be worn by all Directors of Music and the unique Warrant Officer style by Bandmasters. It should be worn with creases pressed in, down the front and rear of each sleeve.

**0288. Trousers.** Service issue blue/grey baratheia trousers with creases pressed down the entire length of each leg, both front and back.

**0289. Socks.** Black issue.

**0290. Boots.** Officers are to wear highly polished Wellington patent leather boots and George patent leather boots are to be worn by Warrant Officers.

**0291. Shoulder Boards and Knots.** Ranked ceremonial shoulder boards and shoulder knots (as per No 9 dress) are to be worn by all ranks.

**0292. Sash.** Directors of Music are to wear the appropriately ranked gold ceremonial sash (as per No 9 dress) and Bandmasters should wear the pale blue ushers sash, with the tassels on the left.

**0293. Medals.** Full size court mounted medals are worn on the left hand side of the uniform just above the ribbons.

**0294. Gloves.** White service issue ceremonial gloves are to be worn with No 10 dress, by all personnel.

**0295. Insignia – Bandmaster.** Bandmasters are to wear both the Warrant Officer rank badge and the Bandmaster harp, on both jacket sleeves.

**No 10 DRESS UNIFORM – DIRECTORS OF MUSIC AND BAND MASTERS**



**Director of Music**



**Bandmaster**

**No 11 Dress - Directors of Music, Band Masters and Musicians**

**0296. Occasion for wear.** The No 11 dress is worn in warm weather areas by all personnel, on all formal and ceremonial occasions, as authorised by MOD (Air).

**0297. Head-dress.** Only ceremonial peaked caps are to be worn with this order of dress.

**0298. Tunic.** All Directors of Music wear the same style, white tunic with detachable shoulder boards. All non-commissioned ranks wear the same style tunic and are to wear aiguillettes from the left shoulder and attached to the top button except for Drum Majors, who should wear them from the right shoulder.

**0299. Trousers.** The matching white trousers are to be worn, with creases pressed in the front and back, extending the full length of each leg.

**0300. Shoes.** Black, approved pattern Oxford or DMS shoes are to be worn by all personnel of FS rank and below. Directors of Music, Bandmasters and Drum Majors are to wear the Wellington patent leather boots.

**0301. Socks.** Black issue.

**0302. Medals.** Full size court mounted medals are worn on the left hand side of the uniform just above the ribbons.

**0303. Sash.** Directors of Music only are to wear a gold ceremonial sash appropriate to their rank and appointment. Drum Majors are to wear the ceremonial sash appropriate to their appointment.

**0304. Shoulder Knots.** All non-commissioned personnel are to wear gold shoulder knots with the end overlapping loop to the front.

**0305. Gloves.** White service issue cotton ceremonial gloves are to be worn by the Principal Director of Music (PDM), all Directors of Music (DOM), Bandmasters and Drum Majors only.

**No 11 DRESS UNIFORM – ESTABLISHED BANDS CEREMONIAL PARADE DRESS – WARM WEATHER AREAS**



**Director of Music**



**Bandmaster**



**Drum Major**



**Musician**



**No 11a Dress - Directors of Music, Band Masters and Musicians**

**0306. Occasions for wear.** The No 11a dress is worn by all ranks for formal engagements in warm climates.

**0307. Jacket.** All ranks wear the same designed white jacket with shoulder knots, with the end overlapping loop to the front. All non-commissioned ranks are to wear aiguilletes. These should be worn from the left shoulder and attached to the button underneath of the lapel in line with the medal position to ensure correct alignment.

**0308. Trousers.** The standard 9a concert dress trousers are to be worn with pressed creases, front and back, extending the full length of each leg. The use of braces is optional.

**0309. Shirt.** Directors of Music wear a white Marcella shirt of approved design with gold cuff links. Bandmasters and all ranks below are to wear the white dress shirt of approved design, worn with gold cuff links. Females wear the white dress shirt with normal buttoned sleeves.

**0310. Waistcoat/Cummerbund.** DOM's are to wear the No 5A mess dress waistcoat. All non-commissioned ranks are to wear the issued slate grey cummerbund, pleated for males and un-pleated for females.

**0311. Medals.** Miniature court mounted medals are worn on the left lapel of the jacket in alignment with the button under the lapel holding the aiguilletes.

**0312. Bow Tie.** Plain black double ended.

**0313. Socks.** Black issue.

**0314. Shoes.** Highly polished black leather Oxford pattern shoes are to be worn by Directors of Music. All other non-commissioned ranks are to wear similarly polished service issue DMS shoes.

**No 11a DRESS UNIFORM – ESTABLISHED BANDS CONCERT DRESS – WARM WEATHER AREAS**



**Director of Music**



**Musician**

**RAF OUTERWEAR**



**Officer and WO**



**Airman**



**MVP Rain Jacket**



**General Purpose Jacket**

**CHAPTER 3**

**RAF ORDERS OF DRESS - FEMALE PERSONNEL**

<b>Contents</b>	<b>Para No/Page No</b>
<b>Introduction</b>	Page 3-3
<b>No 1 Service Dress</b>	
Occasions For Wear & Authorised Ensemble	<b>Para 0301 – 0315</b>
<i>Illustration</i> - No 1 Service Dress Uniform (No 1 SD)	Page 3-7
Orders of Dress - No 1 SD	Page 3-8
<b>No 2 Service Working Dress</b>	
Occasions For Wear & Authorised Ensemble	<b>Para 0316 – 0327</b>
Maternity Wear	<b>Para 0328</b>
<i>Illustration</i> - No 2 (Full) Service Working Dress (No 2 SD)	Page 3-12
Orders of Dress - No 2 SD	Page 3-13
<i>Illustration</i> - No 2A (Long Sleeve) Routine Working Dress	Page 3-14
Orders of Dress - No 2A (Long Sleeve) Routine Working Dress	Page 3-15
<i>Illustration</i> – No 2B (Short Sleeve) Routine Working Dress	Page 3-16
Orders of Dress - No 2B (Short Sleeve) Routine Working Dress	Page 3-17
<i>Illustration</i> – No 2C (Restricted Trade) Routine Working Dress	Page 3-18
Orders of Dress - No 2C (Restricted Trade) Routine Working Dress	Page 3-19
<b>No 3 Service Dress – Operational Clothing</b>	<b>Para 0329</b>
Occasions For Wear & Authorised Ensemble – as detailed for Males at Chap 2.	
<b>No 4 Service Dress -Alternative Mess Dress</b>	
Occasions For Wear & Authorised Ensemble	<b>Para 0330</b>
<i>Illustration</i> – No 4 SD - Optional Mess Dress	Page 3-21

Orders of Dress – No 4 SD Optional Mess Dress

Page 3-22

**No 5 Service Dress - Mess Dress**

Occasions For Wear & Authorised Ensemble

**Para 0331 – 0339**

*Illustration* – No 5 SD - Mess Dress

Page 3-25

Orders of Dress – No 5 SD - Mess Dress

Page 3-26

**No 6, 7 & 8 Service Dress (Warm Weather Areas)**

Dates of Changeover

**Para 0340**

**No 6 Service Dress (Warm Weather Areas)**

No 6, 6A & 6B Service Dress - Occasions For Wear & Authorised Ensemble

**Para 0341 – 0345**

*Illustration* – No 6 Service Dress (Suit)

Page 3-29

Orders of Dress – No 6 Dress

Page 3-30

*Illustration* – No 6 (Frock) Ceremonial & 6B (Frock) Non-ceremonial Dress – All Ranks

Page 3-31

Orders of dress – No 6 (Frock) & 6B (Frock) Dress – All Ranks

Page 3-32

**No 7 Service Dress (Warm Weather Areas)**

No 7A & 7B Service Dress - Occasions For Wear & Authorised Ensemble

**Para 0346 – 0349**

*Illustrations* – No 7A & 7B Routine Dress

Page 3-34

Orders of Dress – No 7A & 7B Dress

Page 3-35

**No 8 Service Dress - Mess Dress (Warm Weather Areas)**

*Illustration* – No 8 SD - Mess Dress

Page 3-36

Orders of Dress – No 8 & 8A SD - Mess Dress

Page 3-37

**No 9, 10, 11 Service Dress – Female Musicians**

*Illustrations* – No9, No11 and No11a Service Dress

**Para 0350 – 0354**

Page 3-39

**Female Outerwear**

*Illustrations* – Greatcoats, MVP and GP Jackets

Page 3-40

## Introduction

This Chapter illustrates, through a selection of explanatory notes and illustrations, the various orders of dress for female RAF personnel. It also stipulates the occasions on which each type of uniform should be worn. In these regulations and tables, Master Aircrew are included in any general reference to WOs. Chaplain's assistants are outfitted on the same basis as female officers; however, they are not to wear RAF insignia or rank badges (other than the RAF Chaplaincy brooch as detailed in **Chapter 7**).

**No 1 Service Dress – Female Officers and Airwomen**

**0301. Occasions for Wear.** The No 1 Service Dress Uniform (No 1 SD) is to be worn on all formal and ceremonial occasions as ordered by MOD or CINCs Chief. Additionally, local commanders have the discretionary power to authorise its wear at other times. Illustrations and relevant orders of dress are detailed at the end of this section.

**0302. Ceremonial Occasions/Females on Parade.** Mixed dress of skirts or trousers is not permitted within a parade. When on unit ceremonial duties or parade, the Station Commander will decide whether skirts or trousers are to be worn. For more major, national or state ceremonial occasions the mode of dress will be as directed by SO1 RAF Ceremonial, RAF Northolt and units advised accordingly.

**Authorised Ensemble**

**0303. Hat.** Only the Service issue No 1 SD hat may be worn, as follows:

**a. Officers.** Group captains and above wear a hat with an embellished patent peak; wg cdrs and below wear a hat with a cloth-covered peak. Officer cadets wear a white band over the black mohair band.

**b. Warrant Officers.** WOs wear a hat with a cloth-covered peak with an anodised badge depicting an eagle surrounded by laurel leaves surmounted by a crown. RAFP WO wear a white-topped hat.

**c. Airwomen.** The airwomen No 1 SD hat is worn by all non-commissioned ranks other than WO. RAFP wear a white topped No 1 SD hat with appropriate anodised badge.

**d. Hijabs.** Muslim females may wear Hijabs of the approved pattern and colour under their No 1 SD uniform headdress. It is worn without cap badge under the hat outdoors, and without hat indoors. It is to be worn in such a way that rank badges are visible at all times.

**0304. No 1 SD.** The No 1 SD uniform is a 3-piece suit consisting of jacket, skirt and trousers. It is manufactured from the same length of fabric; therefore the jacket from one issue should not be worn with the skirt or trousers from another. All commissioned ranks and WOs wear the same style jacket. Officers who are entitled to wear aiguillettes and/or the Royal Cypher also wear plain shoulder straps. All airwomen of FS rank and below wear the same style jacket.

**0305. Jacket.** The styling of the jacket is not to be altered by ironing-in pleats or creases. Uniform jacket sleeves are constructed to meet the physical silhouette of the arm in repose. When the arm is held stiffly in the “attention” ironed-in creases merely accentuate the distortion of the back of the jacket. Sleeves should only be lightly pressed, using a damp cloth, to iron out lateral creases. This can be best achieved by using a sleeve board.

**0306. No 1 SD Skirt.** Only the issue No 1 SD suit skirt is to be worn with the No 1 SD jacket. Vertical creases are not to be pressed into the skirt. The finished length of uniform skirts is to be mid knee.

**0307. No 1 SD Trousers.** When authorised for wear, the No 1 SD trousers are to be worn with pressed-in creases, front and back, extending the full length of each leg. Court shoes are not to be worn with No1 SD trousers.

**0308. Shirt.** The Service issue female long-sleeved wedgwood blue shirt is always to be worn, with creases pressed in on each sleeve, running from the centre of the epaulette to the cuff. Front darts are to be pressed in to the level of the second button and the rear darts down the full length of the shirt.

**0309. Tie.** A plain black Service issue tie is to be worn, secured with a windsor knot.

**0310. Hose.** The approved uniform dress hose colour for wear with No 1 SD on ceremonial occasion is: 15 Denier – Nearly Black (available through M&S Outlets).

**0311. Shoes.** Highly polished Service issue black laced shoes are to be worn on marching occasions, otherwise Service issue court shoes may be worn, as ordered. Court shoes are not to be worn with trousers.

**0312. Gloves.** Brown Service issue leather gloves are to be worn or carried by all officers and WOs. As ordered, airwomen may wear issue black pattern gloves. As detailed in Chapter 9, personnel may be required to wear white cotton gloves on certain ceremonial occasions.

**0313. Blue Sash.** Moved to Chapter 1 paras 130 and 131.

**0314. Greatcoat. The wearing of greatcoats is authorised as follows:**

**a. Parades & Ceremonial.** When required, for inclement weather, etc, the greatcoat is the normal authorised wear for ceremonial



occasions and parades. Except for personnel who possess their own serviceable issue, greatcoats are provided on loan as required, in accordance with **RAF GAI 1020**.

**b. Other occasions (Non Ceremonial).** Unless otherwise ordered, on non-ceremonial occasions, individuals who have their own serviceable issue greatcoats may wear them as outerwear with No 1 SD.

Officer-style greatcoats have provision for a sword slit. For air cdres and below greatcoats have built in shoulder straps with blue/black rank braid. Greatcoats for AVM and above have two sets of detachable shoulder straps, one set with conventional blue/black rank braid whilst the other is ranked in gold, with embellishments.

**No 1A Service Dress – Officers Of AVM Rank and Above.**

**0315.** Female officers may wear No 1A dress as ordered, the specific details for which, are as per their male counterparts (**see Chap 2**). DNS (RAF), by nature of appointment, wears the AO sash but not ceremonial boards.

**No 1 SERVICE DRESS (No 1 SD) - FEMALE OFFICERS, WO AND AIRWOMEN**



**ORDERS OF DRESS – No 1 SERVICE DRESS - FEMALE ALL RANKS**

<b>Short Description and Occasions for Wear</b>	<b>Uniform Items</b>	<b>Notes</b>
<p><b>No 1 Service Dress Uniform</b>  (No 1 SD)</p> <p>Reserved for parades, ceremonial and other formal occasions, as ordered.</p>	<p><b>Hat:</b> No 1 SD Hat.</p> <p><b>Jacket:</b> No 1 SD.</p> <p><b>Skirt or Trousers:</b> No 1 SD (Note 1)</p> <p><b>Shirt:</b> Issue long sleeve Wedgwood Blue.</p> <p><b>Tie:</b> Black issue.</p> <p><b>Shoes:</b> Highly polished black laced or Service issue court, as ordered. (Note 2)</p> <p><b>Hose:</b> 15 Denier – Nearly black. Black issue socks with trousers.</p> <p><b>Gloves:</b> Brown leather for officers and WOs - white if sword is carried. If ordered, other ranks wear black issue leather. (Note 3)</p> <p><b>Coat:</b> Greatcoat if required/ordered. (Note 4)</p>	<ol style="list-style-type: none"> <li>1. No 1 SD uniform for unit ceremonial occasions will be set by the Stn Cdr, who will decide whether skirts or trousers are to be worn. For more major, national or state ceremonial occasions the mode of dress will be as directed by SO1 RAF Ceremonial. Mixed dress of skirts or trousers is not permitted within a parade.</li> <li>2. Court shoes are not to be worn for marching or with trousers.</li> <li>3. On certain ceremonial occasions (Chap 9) white cotton gloves and white belts will be worn by detailed personnel</li> <li>4. Greatcoats may be ordered for parades/ceremonial duties if required. No other form of outerwear is to be worn with No 1 SD when on parades/ceremonial duties. When not on parade/ceremonial duty and not otherwise ordered, the greatcoat or service issue blue rain jacket may be worn with No 1 SD.</li> </ol>

## No 2 Service Working Dress – Female Officers and Airwomen

**0316. Occasions For Wear.** Except where a specific order of dress has been prescribed, the under mentioned modes of No 2 Service Working Dress are permitted. Illustrations and relevant orders of dress are detailed at the end of this section

- a. No 2 (Full) Service Working Dress Uniform (No 2 SD).** No 2 SD is jersey and long sleeve shirt mode with tie. All personnel may wear No 2 SD indoors and outdoors, as a routine working dress, throughout the year.
- b. No 2A (Long Sleeved) Routine Working Dress Uniform (No 2A SD).** No 2A SD is long sleeve shirt no jersey mode and is always worn with tie. All personnel may wear No 2A dress, indoors and outdoors, as a routine working dress, throughout the year.
- c. No 2B (Short Sleeved) Routine Working Dress Uniform (No 2B SD).** No 2B SD is short sleeve shirt mode, or Service issue blouse and is never worn with tie. All personnel may wear No 2B dress, indoors and outdoors, as a routine working dress, throughout the year.
- d. No 2C (Restricted Trade) Working Dress Uniform (No 2C SD).** Only those personnel detailed at Para 0321(c) may wear No 2C SD, indoors and outdoors, as a routine working dress, throughout the year.

## No 2 Service Dress - Authorised Ensemble

**0317. Hat.** The No 2 headdress options are as follows:

- a. Officers.** Female officers may either wear their own style, No 1 SD hat, the airwomen's No 1 SD hat with appropriate badge, or forage cap. Officers are not to wear berets.
- b. Airwomen.** All female non-commissioned personnel may wear No 1 SD hat, forage cap or beret. WOs may either wear their own style, No 1 SD hat or airwomen's No 1 SD hat with appropriate badge. RAFP WO & below wear their white topped No 1 SD.
- c. Hijabs.** Muslim females may wear the approved pattern Hijab under uniform headdress except when operational, training and health and safety considerations dictate otherwise. It is always worn without cap badge and is worn indoors (without hat). It is to be worn in such a way that rank slides are visible at all times.

**0318. Jersey.** Issue V or crew neck jersey. Stable belts are not to be worn outside the jersey. When worn with GPJ the bottom of the jersey is not to protrude below the waistband of the jacket.

**0319. Skirt.** Only the Service issue No 2 SD skirt is to be worn. The finished length of the skirt is to be mid-knee. Unless otherwise ordered, it may be worn throughout the year at the individual's discretion.

**0320. Trousers.** Only the Service issue No 2 SD trousers are to be worn. They are to be worn with pressed in creases front and back, extending the full length of each leg. Unless otherwise ordered, they may be worn throughout the year at the individual's discretion.

**0321. Shirts**

**a. Long-Sleeved Shirt.** Only the Service issue long sleeved wedgwood blue shirt is to be worn with No 2 SD and 2A SD. It is to be worn with creases pressed in on each sleeve running from the centre of the epaulette to the cuff. Front darts are to be pressed in to the level of the second button and the rear darts down the full length of the shirt. Sleeves are never rolled up. When worn without jersey, a tie must be worn.

**b. Short Sleeved Shirt and Blouse.** Only the Service issue short-sleeved, wedgwood blue shirt or blouse is to be worn with No 2B SD. It is to be worn with creases pressed in on each sleeve running from the centre of the epaulette to the sleeve end. Front darts are to be pressed in to the level of the second button and the rear darts down the full length of the shirt. Short sleeve shirts or the blouse are never worn with a tie.

**c. Dark Blue Working Shirt.** RAF dark blue working shirt, No 2C SD, is authorised for wear, throughout the year, by airwomen in those trades listed below. It is to be worn with creases pressed in on each sleeve running from the centre of the epaulette to the cuff. Sleeves may be rolled up. A tie is never worn with this shirt.

TG 1 Aircraft Engineering

TG 2 Electrical Engineering

TG 13 Safety & Surface

TG 18 Logistics (Supply & Movements)

TG 6 Logistics (MTD)

TG 3 Ground Electronic E Engineering

TG 4 Information Communication Technology

TG 5 General Engineering

**0322. Hosiery.** Service issue black socks are to be worn with trousers. Nearly black tights/stockings are to be worn with the skirt.

**0323. Coats.** Only issue outerwear is to be worn by officers or airwomen. Unless otherwise detailed, personnel who are in possession of their own serviceable greatcoat may wear them with No 2 SD and No 2A SD.

**0324. Blue Leather Flying Jacket.** A blue leather flying jacket of the standard approved pattern may be purchased at personal expense and worn with No 2 SD by Officers, WOs and SNCOs. If worn, the jacket zip slider is to be zipped up to at least 10cm from the top zip stop.

**0325. Gloves.** Issue brown leather for officers & WOs, issue black leather for FS and below.

**0326. Footwear.** Unless otherwise ordered, Service issue black laced shoes or Service issue court shoes may be worn with the skirt. Court shoes are not to be worn with trousers.

**0327. Belts.** When trousers are worn with No 2 SD options, unless otherwise ordered, the approved pattern stable belts or blue/grey optional 'money' belts may be worn. When the stable belt is worn the dark stripe is to be uppermost, the fastenings of the RAF stable belt are to be secured over the left hip. Stable belts and money belts are not to be worn outside a jersey.

### **Maternity Wear**

**0328. DCI JS 18/01** gives details on the issue of maternity wear. Maternity wear is designed to be worn from a point when the standard uniform becomes too tight. Available wear is a choice/combination of dress, trousers, short sleeve shirts & cardigan. Shirts are to be worn outside the trousers. The dress, shirts and cardigans are designed to take standard rank insignia. The MVP RAF Weatherproof Jacket will accommodate the majority of pregnancies up to maternity leave. As a last resort if a suitable size Service issue jacket cannot be provided a dark civilian top coat may be worn outdoors. Headwear should not be worn in this instance.

**No 2 (FULL) SERVICE WORKING DRESS (No 2 SD) – FEMALE ALL RANKS**



## ORDERS OF DRESS – No 2 (FULL) SERVICE WORKING DRESS – FEMALE ALL RANKS

Short Description and Occasions for Wear	Authorised Uniform Items	Notes
<p><b>No 2 (Full) Service Working Dress Uniform</b></p> <p><b>(No 2 SD)</b></p> <p>Unless otherwise ordered, can be worn as a standard working dress, indoors and outdoors all year round</p>	<p><b>Hat:</b> No 1 SD for officers (Note 1), beret for other ranks. (Note 2)</p> <p><b>Shirt:</b> Issue long sleeve wedgwood blue. (Note 3)</p> <p><b>Tie:</b> Black Issue.</p> <p><b>Jersey:</b> Issue blue/grey V or crew neck. (Note 3).</p> <p><b>Skirt:</b> No 2 SD.</p> <p><b>Trousers:</b> No 2 SD. (Note 4)</p> <p><b>Belt:</b> Optional RAF Stable Belt or the blue/grey money belt (Note 5).</p> <p><b>Shoes:</b> Black issue, highly polished laced or court. (Note 6)</p> <p><b>Hose:</b> Nearly black tights or stockings. Black issue socks with trousers</p> <p><b>Coat:</b> Issue (blue) outerwear. (Note 7)</p> <p><b>Gloves:</b> Brown leather for officers and WOs, black leather issue for other ranks. (Note 8)</p>	<ol style="list-style-type: none"> <li>1. Optional field service cap. RAFP WO &amp; below wear their white topped No 1 SD</li> <li>2. Optional No 1 SD Hat or forage cap.</li> <li>3. A tie is to be worn.</li> <li>4. Optional unless otherwise ordered</li> <li>5. The stable belt is not to be worn external to the jersey.</li> <li>6. Court shoes can only worn with skirt but they are not to be worn for marching. If marching in skirts, flat-soled laced shoes are to be worn.</li> <li>7. Optional for inclement weather. If worn, the jacket zip slider is to be zipped up to at least 10cm from the top zip stop. (Page 3-42)</li> <li>8. Optional for inclement weather. Gloves can only be worn with jersey or outerwear.</li> </ol>



**No 2A (LONG SLEEVE) ROUTINE WORKING DRESS (No 2A SD) – FEMALE ALL RANKS**



**(Shown with Optional Money and Stable belts)**

**ORDERS OF DRESS – No 2A (LONG SLEEVE) ROUTINE WORKING DRESS – FEMALE ALL RANKS**

Short Description and Occasions for Wear	Authorised Uniform Items	Notes
<p><b>No 2A (Long sleeve) Service Working Dress Uniform</b> <b>(No 2A SD)</b></p> <p>There is only one mode of No 2A SD – long sleeve shirt with tie and no jersey.</p> <p>Unless otherwise ordered, can be worn as a standard working dress, indoors and outdoors all year round</p>	<p><b>Hat:</b> No 1 SD for officers (Note 1), beret for other ranks. (Note 2)</p> <p><b>Shirt:</b> Issue long sleeve wedgwood blue. (Note 3)</p> <p><b>Tie:</b> Black Issue. (Note 3)</p> <p><b>Skirt:</b> No 2 SD.</p> <p><b>Trousers:</b> No 2 SD. (Note 4)</p> <p><b>Belt:</b> Optional RAF Stable Belt or the optional blue/grey money belt (Note 5).</p> <p><b>Shoes:</b> Black issue, highly polished laced or court. (Note 6)</p> <p><b>Hose:</b> Nearly black tights or stockings. Black issue socks with trousers.</p> <p><b>Coat:</b> Issue (blue) outerwear. (Note 7)</p> <p><b>Gloves:</b> Brown leather for officers and WOs, black leather issue for other ranks. (Note 8)</p>	<ol style="list-style-type: none"> <li>1. Optional field service cap. RAFP WO &amp; below wear their white topped No 1 SD</li> <li>2. Optional No 1 SD Hat or FSC.</li> <li>3. Even in the working place, under no circumstances are ties to be removed or shirtsleeves rolled up.</li> <li>4. Optional unless otherwise ordered</li> <li>5. The stable belt is not to be worn external to the jersey.</li> <li>6. Court shoes can only worn with skirt but they are not to be worn for marching. If marching in skirts, flat-soled laced shoes are to be worn.</li> <li>7. Optional for inclement weather. If worn, the jacket zip slider is to be zipped up to at least 10cm from the top zip stop. (Page3-42)</li> <li>8. Optional for inclement weather. Gloves can only be worn with outerwear.</li> </ol>

**No 2B (SHORT SLEEVE) ROUTINE WORKING DRESS (No 2B SD) – FEMALE ALL RANKS**



**With Skirt**



**Trousers**

**ORDERS OF DRESS – No 2B (SHORT SLEEVE) ROUTINE WORKING DRESS - FEMALE ALL RANKS**

<b>Short Description and Occasions for Wear</b>	<b>Authorised Uniform Items</b>	<b>Notes</b>
<p><b>No 2B (Short Sleeve) Working Dress Uniform</b></p> <p><b>(No 2B SD)</b></p> <p>Unless otherwise ordered, can be worn as a standard working dress, indoors and outdoors all year round</p>	<p><b>Hat:</b> No 1 SD for officers (Note 1), beret for other ranks. (Note 2)</p> <p><b>Shirt:</b> Issue short sleeve wedgwood blue or blue blouse. (Note 3)</p> <p><b>Skirt:</b> No 2 SD.</p> <p><b>Trousers:</b> No 2 SD. (Note 4)</p> <p><b>Belt:</b> Optional RAF Stable Belt or the optional blue/grey money belt (Note 5).</p> <p><b>Shoes:</b> Black issue, highly polished laced or court. (Note 5)</p> <p><b>Hose:</b> Nearly black tights or stockings. Black issue socks with trousers.</p> <p><b>Coat:</b> Issue (blue) outerwear. (Note 6)</p> <p><b>Gloves:</b> Brown leather for officers and WOs, black leather issue for other ranks. (Note 7)</p>	<ol style="list-style-type: none"> <li>1. Optional field service cap. RAFP WO &amp; below wear their white topped No 1 SD</li> <li>2. Optional No 1 SD Hat or FSC.</li> <li>3. Not to be worn with a tie on any Occasion. Only the top (collar) button is to be undone. If worn, under vests are not to be visible.</li> <li>4. Optional unless otherwise ordered</li> <li>5. Court shoes can only worn with skirt but they are not to be worn for marching. If marching in skirts, flat-soled laced shoes are to be worn.</li> <li>6. Optional for inclement weather. If worn, the jacket zip slider is to be zipped up to at least 10cm from the top zip stop. (Page 3-42)</li> <li>7. Optional for inclement weather. Gloves can only be worn with outerwear.</li> </ol>

**No 2C (RESTRICTED) ROUTINE WORKING DRESS (No 2C SD) – AIRWOMEN ONLY**



**Shown with 'optional' Money Belt**

**ORDERS OF DRESS - No 2C (RESTRICTED) ROUTINE WORKING DRESS – AIRWOMEN ONLY**

<b>Short Description and Occasions for Wear</b>	<b>Authorised Uniform Items</b>	<b>Notes</b>
<p><b>No 2C – (Restricted) Routine Working Dress.</b></p> <p><b>(No 2C SD)</b></p> <p>Unless otherwise ordered, can be worn all year round by those trades listed at Para 0321 c.</p>	<p><b>Hat:</b> Beret. (Note 1)</p> <p><b>Shirt:</b> Issue dark blue long sleeve. (Note 2)</p> <p><b>Skirt or Trousers:</b> No 2 SD. (Note 3)</p> <p><b>Belt:</b> Optional RAF Stable Belt or the blue/grey money belt (Note 5).</p> <p><b>Shoes:</b> Issue, highly polished black laced.</p> <p><b>Hose:</b> Black issue socks with trousers.</p> <p><b>Jersey:</b> Issue blue/grey V or crew neck. (Note 4)</p> <p><b>Coat:</b> Issue (blue) outerwear. (Note 6)</p> <p><b>Gloves:</b> Brown leather for officers and WOs, black leather issue for other ranks. (Note 5)</p>	<ol style="list-style-type: none"> <li>1. Optional – No 1 SD Hat or forage cap.</li> <li>2. Never worn with tie. Sleeves may rolled up to above the elbow. If under vest is worn it is not to be visible.</li> <li>3. Optional unless otherwise ordered</li> <li>4. Optional - if worn, shirt collar is to be external to the jersey neck.</li> <li>5. Optional but only with jersey or outerwear</li> <li>6. Optional for inclement weather. If worn, the jacket zip slider is to be zipped up to at least 10cm from the top zip stop. (Page 3-42)</li> </ol>

**No 3 DRESS (No 3 SD) - OPERATIONAL CLOTHING – FEMALE OFFICERS AND AIRWOMEN**

**0329.** No 3 Service Dress – Operational Clothing is issued to all RAF personnel and as such rules and regulations appertaining to its wear apply equally to male and female personnel. Regulations for No 3 dress are as detailed for at Chap 2.

**No 4 Service Dress - Optional Mess Dress – Female All Ranks**

**0330.** The order of dress is the same as for No 1 SD except that a white Marcella or plain white shirt with normal collar and black bow tie replaces the wedgwood blue shirt. Medals are not worn.





**ORDER OF DRESS - No 4 SD - OPTIONAL MESS DRESS – FEMALE ALL RANKS**

Short Description & Occasion for Wear	All Ranks
<p><b>No 4 Service Dress - Optional Mess Dress</b> <b>(No 4 SD)</b></p> <p>This is an interim mess dress for:</p> <ol style="list-style-type: none"> <li>1. Officer cadets who have not yet received scaled No 5 Mess Dress.</li> <li>2. Non-regular officers, with the exception of those serving on class J commission.</li> <li>3. Airwomen of all ranks.</li> </ol>	<p>No 1 SD with skirt, excepting:</p> <p><b>Shirt:</b> Plain white collared attached. (Wing collars are not permitted)</p> <p><b>Tie:</b> Black bow tie.</p> <p><b>Shoes:</b> Black evening or court.</p> <p><b>Medals are not worn unless Royalty are present.</b></p>

**No 5 Mess Dress (No 5 SD) – Female Officers, WOs and SNCOs**

**0331. Occasions For Wear.** The No 5 SD is provided as an initial free issue to regular serving commissioned officers and for SNCOs promoted post 1 Apr 09. It remains an optional item for those WOs and SNCOs promoted before 1 Apr 09. It is reserved in the main as an evening or Mess Dress and is worn by officers, WOs and SNCOs at formal evening functions e.g. dining-in nights and guest nights. It may also be worn by retired officers, WOs and SNCOs and additionally, officers serving in the FTRS, RAFRO class CC, RAuxAF and RAFVR(T) on all occasions when this form of dress is appropriate for serving personnel. Badges of rank are to be worn as follows:

- a. Fully retired officers wear the badges of rank as recorded in RAF Retired List (worn on both sleeves of the uniform).
- b. Officers serving on commissions in the subsidiary branches listed above wear the badges of rank conversant with their current posts (worn on both sleeves of the uniform).
- c. Retired WOs and SNCOs wear the badges of rank to which they were eligible at the time of discharge (worn on the right sleeve of the uniform only).

**No 5 Mess Dress – Authorised Ensemble**

**0332. Jacket.** All personnel wear the same design jacket; however, officers entitled to wear aiguillettes and/or the Royal Cypher also wear plain shoulder straps. Half-size gold embroidered flying badges may be worn where appropriate.

**0333. Skirt.** All personnel wear the same design ankle length skirt, which is to have a 12” slit only, measured from the bottom edge of the hem at the centre back seam.

**0334. Shirt.** The standard approved female pattern white Marcella shirt is to be worn fastened to the neck and worn with small black bow tie.

**0335. Cummerbund.** A plain slate grey cummerbund without pleating is normally to be worn. Official Sqn, Unit, Wing or Formation cummerbunds may only be worn by officers, WOs and SNCOs at the station commander's discretion and only on occasions when official guests are not present. When official guests are present a plain slate grey cummerbund is always to be worn.

**0336. Hose.** As for No 1 SD dress.

**0337. Shoes.** Black patent evening or court shoes.

**0338. Handbag.** Black patent evening or clutch bag.

**0339. Earrings.** Small plain spherical, pearl or gold earrings may be worn

**No 5 MESS DRESS (No 5 SD) – FEMALE OFFICERS, WO & SNCOS**



**ORDERS OF DRESS - No 5 MESS DRESS – FEMALE OFFICERS, WOs & SNCOS**

<b>Short Description and Occasions for Wear</b>	<b>Authorised Uniform Items</b>	<b>Notes</b>
<p><b>No 5 Mess Dress</b></p> <p><b>(No 5 SD)</b></p> <p>Reserved in the main as an evening or mess dress, worn by commissioned officers, WOs and SNCOs at formal evening functions e.g. dining-in nights and guest nights.</p>	<p><b>Hat:</b> No 1 SD hat.</p> <p><b>Jacket:</b> Mess dress blue/grey.</p> <p><b>Shirt:</b> Female White Marcella.</p> <p><b>Skirt:</b> Mess dress blue/grey.</p> <p><b>Cummerbund:</b> Plain unpleated slate grey.</p> <p><b>Bow Tie:</b> Small plain black double ended.</p> <p><b>Hose:</b> As for No 1 SD.</p> <p><b>Earrings:</b> Small, plain, pearl or gold.</p> <p><b>Handbag:</b> Black patent evening or clutch bag.</p> <p><b>Shoes:</b> Black patent evening or court.</p> <p><b>Coat:</b> Issue outerwear.</p>	

**No 6, 7 & 8 Service Dress (Warm Weather Area) – Female Officers and Airwomen**

**0340. Dates Of Changeover.** The changeover dates between temperate and warm weather dress are as detailed in **paras 0240.**

**Female No 6 Dress (No 6 SD)****0341. Occasions For Wear.**

**a. No 6 SD Uniform.** The standard No 6 SD (3 piece KD suit) dress uniform is to be worn by female officers and airwomen on all formal and ceremonial occasions overseas as ordered by MOD or CINCs. Mode of No 6 dress uniform for unit ceremonial occasions will be set by the Station Commander, who will decide whether skirts or trousers are to be worn. For more major, national or state ceremonial occasions the mode of dress will be as directed by SO 1 RAF Ceremonial. Mixed dress of skirts or trousers is not permitted within a parade. Illustrations and relevant Orders of dress are detailed at the end of this section.

**c. No 6A SD - Full Ceremonial (White Suit).** Only issued to female officers filling specific appointments. Worn for formal and ceremonial occasions overseas as, as ordered by MOD or CINCs. Female officers may wear No 6A dress as ordered, the specific details for which are as per their male counterparts detailed at **Chap 2.**

**d. No 6 Dress (Frock).** No 6B SD (Working) Dress Frock is worn by all ranks on all other occasions and as a routine working dress. All ranks will be given an option to have a reduced scale in preference for an issue of No 7 service dress items - long KD trousers, KD shorts and short sleeve KD shirt; AP830 will detail exact scaling. No 7 Dress is detailed at Para 0350. Illustrations and relevant Orders of dress for No 6 SD (Frock) are detailed at the end of this section

**Authorised Ensemble**

**0342. Hat.** The headdress options are as follows:

**a. Officers.** The Service issue No 1 SD hat only, is to be worn on formal and ceremonial occasions. However, when worn as routine working dress, they may opt to wear the airwomen's No 1 SD hat, with appropriate hat badge. Berets are not to be worn.

**b. Airwomen.** The Service issue No 1 SD hat only, is to be worn on formal and ceremonial occasions. No 1 SD hat, beret or optional forage cap may be worn with working dress. WOs may opt to wear the airwomen's No 1 SD hat, with appropriate hat badge as an alternative working dress hat.

**0343. Hose.** Seamless beige hosiery is to be worn.

**0344. Shoes.** As ordered, highly polished black laced or court. Court shoes are not to be worn with trousers on any occasion.

**0345. Sandals.** When ordered, the authorised pattern brown sandals may be worn with the No 6 working dress frock during warm weather seasons. Hose need not be worn, at the individuals' discretion.

**No 6 SERVICE DRESS UNIFORM (No 6 SD) - WARM WEATHER – FEMALE OFFICERS, WO AND AIRWOMEN**





**ORDERS OF DRESS - No 6 SERVICE DRESS UNIFORM (No 6 SD) - WARM WEATHER – FEMALE OFFICERS, WO AND AIRWOMEN**

Short Description and Occasions for Wear	Authorised Uniform Items	Notes
<p><b>No 6 Service Dress Uniform – Warm Weather Areas.</b></p> <p><b>(No 6 SD)</b></p> <p>This order of dress is reserved for ceremonial and other formal occasions, as ordered.</p>	<p><b>Hat:</b> No 1 SD hat</p> <p><b>Jacket:</b> No 6 SD stone</p> <p><b>Skirt:</b> No 6 SD stone</p> <p><b>Trousers:</b> No 6 SD stone (Note 1)</p> <p><b>Shirt:</b> Long sleeve stone</p> <p><b>Tie:</b> Black issue</p> <p><b>Hose:</b> Beige seamless tights or stockings with skirt. Black socks with trousers.</p> <p><b>Shoes:</b> Black laced or court as ordered. (Note 2)</p> <p><b>Gloves:</b> White - officers and WOs only if sword carried. (Note 3)</p>	<p>1. No 6 Dress uniform for unit ceremonial occasions will be set by the Station Commander, who will decide whether skirts or trousers are to be worn. For more major, national or state ceremonial occasions the mode of dress will be as directed by SO1 RAF Ceremonial. Mixed dress of skirts or trousers is not permitted within a parade.</p> <p>2. Court shoes can only worn with skirt but they are not to be worn for marching. If marching in skirts, flat-soled laced shoes are to be worn.</p> <p>3. On certain ceremonial occasions all personnel may be ordered to wear white gloves.</p>

**No 6 & 6B SERVICE DRESS (FROCK) (No 6 SD & No 6B SD) (WARM WEATHER AREAS) – FEMALE ALL RANKS**



**No 6 Frock**

**Note: this dress has black buttons not anodised as shown above**

**(CURRENT) ORDERS OF DRESS - No 6 & 6B SERVICE DRESS (FROCK) (No 6 SD & No 6B SD) (WARM WEATHER AREAS) – FEMALE ALL RANKS**

Short Description and Occasions for Wear	Authorised Uniform Items	Notes
<p><b>No 6B Routine Working Dress (Frock) - Warm Weather Areas</b></p> <p>Unless otherwise ordered, is worn as routine working dress during authorised warm weather periods</p>	<p><b>Hat:</b> No 1 SD hat for officers (Note 1), beret for other ranks (Note 2).</p> <p><b>Frock:</b> No 6B Warm Weather with black buttons.</p> <p><b>Hose:</b> Beige seamless tights or stockings (Note 3)</p> <p><b>Shoes:</b> Black laced. (Note 3)</p>	<ol style="list-style-type: none"> <li>1. Optional forage cap. RAFP WO &amp; below wear their white topped No 1 SD.</li> <li>2. Optional No 1 SD hat or forage cap</li> <li>3. Optional court shoes or authorised pattern brown sandals. With sandals, hose need not be worn, at the individuals' discretion</li> </ol>

**No 7 Service Dress (No 7 SD)**

**0346. Occasions For Wear.** No 7A SD (long trousers) and 7B SD (shorts) are worn overseas as a routine working dress. Unless otherwise ordered, it is routine wear by female personnel in the branches and trades listed below and optional working dress for all other branches and trades who elect to take the long trouser and short trousers issue option.

**a. Designated Branches/Trades.** Unless otherwise ordered, both No 7A and 7B SD are routine working dress for females of the following trades and trade groups:

TG 1	Aircraft Engineering	TG 8	RAF Police
TG 2	Electrical Engineering	TG 9	ATC
TG 3	Ground Electronic Engineering	TG 11	CSA (V) Only
TG 4	Communications Information Systems	TG 13	Safety and Surface
TG 5	General Engineering	TG 14	ASOP and Photographer
TG 6	Mechanical Transport	TG 18	Supply and Movements

**b. Other Branches/Trades.** Unless otherwise ordered, female personnel not included in the above trade groups who take the trouser & shorts option of dress issue may wear either forms of No7 SD during authorised warm weather periods.

**0347. Hat.** The headdress options are as follows:

**a. Officers.** Only the Service issue No 1 SD hat is to be worn on formal and ceremonial occasions. However, when worn as routine working dress, they may opt to wear the airwomens No 1 SD hat, with appropriate hat badge. Berets are not to be worn.

**b. Airwomen.** The Service issue No 1 SD hat only, is to be worn on formal and ceremonial occasions. No 1 SD hat, beret or optional forage cap may be worn with working dress. WOs may opt to wear the airwomen’s No 1 SD hat, with appropriate hat badge as an alternative working dress hat. RAFF WO & below wear their white topped No 1 SD.

**0348. Footwear.** Service issue flat, laced, black shoes or approved pattern desert boots may be worn with the long trouser mode (No 7A SD). Black socks are to be worn with black shoes; stone socks are worn with desert boots. Desert boots with stone coloured socks are to be worn with the shorts mode (No 7B SD). Court shoes are not to be worn with any form of No 7 SD.

**0349. Belt.** Optional (own expense) RAF Stable Belt or the blue/grey money belt may be worn with either mode of dress.

**PROPOSED – No 7A & 7B WORKING DRESS (No 7A SD & No 7B SD) (WARM WEATHER AREAS) – FEMALE ALL RANKS**



**No7A working Dress – Long Trousers**



**7B Working Dress – Shorts**

**(Shown with Optional Money Belt)**

**ORDERS OF DRESS – No 7A & 7B WORKING DRESS (No 7A SD & No 7B SD) (WARM WEATHER AREAS) – FEMALE ALL RANKS**

Short Description and Occasions for Wear	Authorised Uniform Items	Notes
<p><b>No 7A Routine Dress, long Trousers - Warm Weather Areas.</b></p> <p><b>(No 7A SD)</b></p> <p>Unless otherwise ordered, is worn as routine working dress during authorised warm weather periods</p>	<p><b>Hat:</b> Officers, No 1 SD (Note 1). Other ranks, beret (Note 2)</p> <p><b>Shirt:</b> Long or short sleeve stone. (Note 3)</p> <p><b>Long Trousers:</b> Stone.</p> <p><b>Belt:</b> Optional RAF Stable Belt or the blue/grey money belt.</p> <p><b>Tie:</b> Black issue – with long sleeve shirt only.</p> <p><b>Shoes:</b> Black issue, highly polished black laced, or approved pattern desert boot for all ranks.</p> <p><b>Socks:</b> Black with black shoes, stone with desert boots.</p>	<p>1. Optional-Forage cap. RAFP WO &amp; below wear their white topped No 1 SD.</p> <p>2. Optional-Forage cap or No1 SD Hat.</p> <p>3. As preferred unless otherwise ordered.</p>
<p><b>No 7B Routine Dress, Short Trousers -Warm Weather Areas.</b></p> <p><b>(No 7B SD)</b></p> <p>Unless otherwise ordered, is worn as routine working dress during authorised warm weather periods</p>	<p><b>Hat:</b> Officers, No 1 SD (Note 1). Other ranks, beret (Note 2)</p> <p><b>Shirt:</b> Short sleeve stone only.</p> <p><b>Shorts:</b> Stone.</p> <p><b>Belt:</b> Optional RAF Stable Belt or the blue/grey money belt.</p> <p><b>Shoes:</b> Black laced or approved pattern desert boots.</p> <p><b>Socks:</b> Issue Stone (short or long)</p>	<p>1. Optional - Forage cap. RAF Regiment officers only may wear beret.</p> <p>2. Optional - Forage cap or No 1 SD Hat. RAFP WO &amp; below wear their white topped No 1 SD.</p>

**No 8 MESS DRESS (No 8 SD) -WARM WEATHER AREAS - FEMALE OFFICERS, WO & SNCOS**

**ILLUSTRATIONS PENDING**

**ORDERS OF DRESS - No 8 MESS DRESS (No 8 SD) -WARM WEATHER AREAS - FEMALE OFFICERS, WO & SNCOS**

Short Description and Occasions for Wear	Authorised Uniform Items	Notes
<p><b>No 8 Mess Dress - Warm Weather Areas.</b></p> <p><b>(No 8 SD)</b></p> <p><b>Note 1 &amp; 3</b></p>	<p><b>Hat:</b> No 1 SD</p> <p><b>Jacket:</b> Mess, white (Note 2)</p> <p><b>Skirt:</b> No 5 Mess Dress (Note 3)</p> <p><b>Cummerbund:</b> Plain unpleated slate grey</p> <p><b>Shirt:</b> Female White, Marcella</p> <p><b>Tie:</b> Small black bow</p> <p><b>Shoes:</b> Black evening or court</p> <p><b>Hose:</b> As for No 1 SD.</p> <p><b>Handbag:</b> Black patent evening or clutch bag</p> <p><b>Earrings:</b> Small plain, pearl or gold earrings may be worn</p>	<p>1. Optional, at personal expense for WOs and SNCOs otherwise as other ranks (Note 4)</p> <p>2. WOs &amp; SNCOs have the same Officer pattern No 8 Jacket but tailored without shoulder straps.</p> <p>3 Optional – Skirt No 5 mess dress pattern/colour in lightweight material (Self Purchase)</p> <p>4. Other ranks if required wear No 6 SD.</p>



**No 9, 10, 11 Service Dress – Female musicians**

**0350.** The orders of dress for female musicians are identical to those of their male counterparts and details are given in chapter 2. However the following plates detail the changes where skirts are substituted for trousers.

**No 9 Dress**

**0351. Shoes.** Black George boots. Alternatively Oxford pattern or DMS shoes may be ordered.

**No 9a Dress**

**0352. Shoes.** Black court shoes only are to be worn.

**No 11 Dress**

**0353. Shoes.** Highly polished service issue DMS shoes are to be worn.

**No 11a Dress**

**0354. Shoes.** Black court shoes only are to be worn.

**ESTABLISHED BANDS – No 9, No11 and No11a DRESS UNIFORMS - FEMALE MUSICIANS**



**No9 Dress Uniform**



**Musician with Cape**



**No 11 Ceremonial Parade Dress  
Warm Weather Areas**



**No 11a Concert Dress  
Warm Weather Areas**

**FEMALE OUTERWEAR**



**Officer & WOs Greatcoat**



**FS & Below**



**MVP Jacket**



**GPJ – With No 2B**

## CHAPTER 4

### PMRAFNS ORDERS OF DRESS

#### No 1 & 2 Service Dress – PMRAFNS Personnel

**0401.** With exception of the female No 1 SD hat options (Para 0402) and trade badges (Chap 7), all PMRAFNS personnel (all ranks, male and female) are to conform to the orders of dress for No 1 & 2 SD modes, shown at:

Chapter 1 - General Instructions

Chapter 2 - RAF Orders of Dress – Male Personnel

Chapter 3 – RAF Orders of Dress – Female Personnel

#### PMRAFNS – Female Hat Options

**0402. Female Hat – No 1 Service Dress.** When in No 1 SD, only the Service issue No 1 SD Tricorn hat may be worn, as follows:

**a. Officers.** All commissioned ranks and WOs wear the black, nursing officers Tricorn design hat. A gold embellished hatband is worn by gp capt and above. Officer cadets wear a white band over the black silk band.

**b. Airwomen.** All non-commissioned ranks wear the blue/grey tri-corn design hat.

#### No 2D Ward Dress (No 2D SD) – All Ranks Female & Male (UK and Overseas)

**0403. Occasions for wear.** The No 2D SD, more commonly referred to as 'ward dress', is worn when employed on clinical duties. It is the standard form of working dress for nursing duties. Orders of dress for PMRAFNS personnel are as follows:

**a. Temperate Areas.** Both female and male personnel are to wear the standard Service issue No 2D 'ward dress'.

**b. Warm Weather Areas.** During temperate periods (as promulgated) both female and male personnel are to wear the standard Service issue No 2D 'ward dress'. For promulgated hot weather periods the modes of dress worn are:

(1) **Female.** No 2D Service issue 'white frock' and white sandals.

(2) **Male.** White Service issued white shirt, KD shorts, KD socks, DMS or authorised pattern desert boots.

### **No 3 Dress – Operational Clothing PMRAFNS**

**0404. Occasions for wear.** The No 3 dress (CS95 etc) is identical to that listed for RAF personnel (See Chapters 2 & 3) and is worn on the same occasions and additionally it is also worn on Aeromed duties. In addition, a Geneva Convention Red Cross armband must be worn when actively engaged on medical duties.

### **Nos 4, 5, 6, 6A, 7 & 8 Dress – PMRAFNS personnel**

**0405.** With the exception that PMRAFNS hats are worn, the No 4, 5, 6, 6B, 7 & 8 dresses are all identical to those prescribed for RAF personnel and are worn on the same occasions (see **Chapter 2 & 3**)

## CHAPTER 5

## RAF ORDERS OF DRESS

## Physical Education Specialisation

<b>Contents</b>	<b>Para No /Page No</b>
<b>Introduction</b>	Page 5-1
No 1, 2, 3, 4, 5, 6, 7 and 8 Dress – PEd Specialisation Personnel (Male And Female)	<b>Para 0501</b>
Standard No 12 PTI Dress - Non-instructional (Male And Female) – Occasions for Wear & Authorised Ensemble	<b>Para 0502 - 0509</b>
<i>Illustration</i> – No 12 (PTI) Dress – Male and Female	Page 5 - 3
No 12A PTI Dress - Indoor Instructional (Male And Female) – Occasions for Wear & Authorised Ensemble	<b>Para 0510 - 0516</b>
<i>Illustration</i> – No 12A(PTI) Dress – Male and Female	Page 5 - 5
No 12B & 12C PTI Dress - Outdoor Instructional (Male And Female) – Occasions for Wear & Authorised Ensemble	<b>Para 0517 - 0524</b>
<i>Illustration</i> - No 12C (PTI) Dress (Track Suit) – Male and Female	Page 5 - 7
<i>Illustration</i> – N0 12C (PTI) Dress (Foul Weather Suit) – Male and Female	Page 5 - 8
No 12D (PTI) Dress (PJI Duties) - Occasions for Wear & Authorised Ensemble	<b>Para 0525 - 0538</b>
<i>Illustration</i> – No 12D (PTI) Dress (PJI Duties)	Page 5 - 11

**Introduction**

This chapter illustrates through a selection of illustrations and explanatory notes, the various orders of dress for the Physical Education Specialisation personnel. It also stipulates the occasions on which each type of uniform should be worn.

**No 1, 2, 3, 4, 5, 6, 7 and 8 Dress – PEd Specialisation Personnel (Male and Female)**

**0501.** The No 1, 2, 3, 4, 5, 6, 7 and 8 dresses are all identical to those prescribed for RAF personnel (male) as detailed in **Chapter 2** and RAF personnel (female) as detailed in **Chapter 3** and are worn on the same occasions.

**Standard No 12 (PTI) Dress – PEd Specialisation Personnel (Male And Female)**

**0502. Occasions for wear.** The No 12 (PTI) Dress is worn by all non-commissioned personnel employed on non-instructional duties within the PEd Flight. It is also to be worn by all staff when leaving their working environment on the unit, e.g. visiting SHQ or other sections. The white PTI issue jacket and black PTI trousers may be worn by non-commissioned personnel only. Officers are to wear standard RAF No 2 Dress.

**0503. Head-dress.** Service issue beret only for non-commissioned personnel, No 1 SD hat (with No 2 Dress) for officers.

**0504. Jacket.** A clean and serviceable, approved pattern white PTI jacket is to be worn outside the working section. The white background PTI badge is to be worn on the left breast along with the appropriate badge of rank, no other badges are to be worn. The jacket may be worn either over the issue PTI sweatshirt, PTI vest (male) or the approved pattern white top (female personnel). If required, standard RAF No 2 Dress jeltex/MVP rain suit may be worn.

**0505. Trousers.** Only service issue, black PTI trousers are to be worn with creases pressed in front and back, extending the full length of each leg.

**0506. PTI Vest (Male Personnel) – Approved Pattern Top (Female Personnel).** Within the working environment, male non-commissioned personnel are to wear the standard issue PTI vest. Female personnel are to wear an approved pattern white top.

**0507. Socks.** Black only.

**0508. Shoes.** Highly polished black Oxford pattern or Service issue DMS shoes.

**0509. PTI Sweatshirt.** The Service issue PTI grey sweatshirt may be worn under the jacket. The sweatshirt is not to be worn as an outer garment, nor is it to display badges of rank or qualification.

**RAF No 12 (PTI) DRESS- MALE AND FEMALE**



5-3



AL6



**No 12A (PTI) Dress – PEd Specialisation Personnel (Male And Female)**

**0510. Occasions for wear.** The No 12A (PTI) Dress is worn by all PEd staff whilst engaged on indoor instructional sports duties. It may also be worn by commissioned personnel when instructing on, or directly supervising, training activities.

**0511. PTI vest/white top.** Whilst actively instructing within a gymnasium environment PEd staff are to wear the following:

- a. Officers. White approved pattern polo shirt.
- b. Non-commissioned personnel (male). White Service issue PTI vest.
- c. Non-commissioned personnel (female). White Service issue PTI top.

**0512. Shorts.** All personnel are to wear Service issue white shorts only, with creases pressed in front and back, extending the full length of each leg.

**0513. Socks.** All personnel are to wear plain, white sports socks only. Socks decorated with commercial logos or sports stripes are not to be worn with any form of Service dress.

**0514. Head-dress.** Headdress is not to be worn except in association with the PTI jacket and trousers.

**0515. Footwear.** Clean, plain white approved pattern/Service issue training shoes only.

**0516. Badges of Rank.** Badges of rank and/or qualification badges are not to be worn with No 12A Dress, at any rank level (except on the PTI jacket).

RAF No 12A (PTI) DRESS – MALE AND FEMALE



5-5



AL6

**No 12B (PTI) Dress – PEd Specialisation Personnel (Male and Female)**

**0517. Occasions for wear.** The No 12B (PTI) Dress is worn by all PEd Specialisation personnel whilst actively instructing outdoors in warm weather. It is identical in all respects to No 12A (PTI) Dress, except that Service issue outdoor trainers replace the white trainers. Alternatively, where appropriate, sports dress for the activity being pursued may be worn, e.g. cricket whites, rugby strip etc.

**No 12C (PTI) Dress – PEd Specialisation Personnel (Male and Female)**

**0518. Occasions for wear.** The No 12C (PTI) Dress is worn by all PEd Specialisation personnel whilst actively instructing outdoors in cold weather. Alternatively, where appropriate, sports dress for the activity being pursued may be worn.

**0519. PTI Tracksuit.** Only a standard Service issue tracksuit is to be worn; locally purchased substitutes are not acceptable. A PTI Badge is to be worn on the right arm under the appropriate badge of rank.

**0520. PTI Foul Weather Suit.** Only a standard Service issue foul weather suit is to be worn; locally purchased substitutes are not acceptable.

**0521. Footwear.** Outdoors Service issue trainers only, or footwear appropriate to the activity, e.g. soccer boots, rugby boots etc.

**0522. PTI Sweatshirt.** Optionally, the Service issue PTI sweatshirt may be worn, but only as an undergarment.

**0523. Head-dress.** Headdress is not to be worn with No 12C Dress.

**0524. Outdoor Centres.** RAF PEd staffs employed at the RAF outdoor activity centres are to wear the following uniform as centre dress:

RAF PTI Trousers with PTI belt, black socks, Service issue DMS shoes and Navy blue polo shirt with Centre logo embroidered on left hand breast. An Air Force blue fleece may be worn in cold weather at the discretion of the OC.

**RAF No 12 C (PTI) DRESS (TRACK SUIT) – MALE AND FEMALE**



**See Para 0519**



**See Para 0519**

**RAF No 12 C (PTI) DRESS (FOUL WEATHER SUIT) – MALE AND FEMALE**



5-8



AL6

**No 12D (PTI) Dress – PEd Specialisation Personnel (Male and Female)**

**0525. Occasions for wear.** The No12D (PTI) Dress is worn by all PTIs whilst **actively** employed on Operational Fitness Training, Operational Fitness Testing, Force Development Instructional Duties, Home for Sport Duties and on OOA Deployment. (Picture1) Officers are to wear CS 95 Dress.

**0526. Head-dress.** Only a Service issue beret is to be worn. The head-dress may be removed whilst actively participating in the duties listed at Para 0525. (Picture 2)

**0527. Tracksuit Jacket.** An approved pattern PTI Tracksuit Jacket is to be worn outside the working section. A PTI Badge is to be worn on the right arm under the appropriate badge of rank. The Jacket may be worn either over the issue PTI sweatshirt and, or the PTI vest.

**0528.** The Jacket may be removed, in line with shirt sleeve order regulations (Picture 4). However, to ensure that armpits are covered when in the Mess Dining Room the Jacket is to be worn by male PTIs. Head-dress must be worn at all times when outdoors, except when actively participating in their duties, then Para 0526 Head-dress regulations apply. (Picture 5)

**0529.** When the Jacket has been removed Badges of Rank are to be displayed: all PTIs are to wear the appropriate rank slider on the front of the webbing belt.

**0530. PTI Sweatshirt.** The Service issue PTI Grey Sweatshirt may be worn under the Tracksuit Jacket. The Sweatshirt is not to be worn as an outer garment, nor is it to display badges of rank or qualification.

**0531. Vest (PTI).** The PTI vest is to be worn by male personnel and the white PTI issue top by female personnel.

**0532. Trousers.** CS 95 trousers are to be worn, extending the full length of each leg.

**0533. Socks.** Service issue black socks are to be worn.

**0534. Footwear.** Issue black combat assault boots are to be worn for all occasions; the exception being running activities when the PTI issue outdoor trainers are to be worn. (Picture 3)

**0535. PTI Foul Weather Suit.** The Service issue PTI Foul Weather Suit may be worn as an over garment in poor weather conditions.

**NO 12D PTI DRESS – MALE AND FEMALE**



**Picture 1**



**Picture 2**

**NO 12D PTI DRESS – MALE AND FEMALE**



**Picture 3**



**Picture 4**



NO 12D PTI DRESS – MALE AND FEMALE



Picture 5



Picture 5

**No 12D (PTI) Dress (PJI Duties) – PEd Specialisation Personnel (Male and Female)**

**0536. Occasions for wear.** The No 12D (PTI) Dress is worn by all PJIs whilst actively employed on instructional parachutist duties.

**0537. Head-dress.** Only a Service issue beret is to be worn.

**0538. Vest (PTI).** The PTI vest should be worn by male personnel and the white PTI issue top by female personnel.

**0539. Footwear.** Only Service issue boots are to be worn.

**Drop Zone Duties**

**0540.** PJIs when performing drop zone duties are to wear No 12D dress or CS95 as appropriate.

**Despatching Duties**

**0541.** PJIs when performing despatching duties are to wear No 14A (aircrew flying suit) with the option of adding 14B (cold weather aircrew jacket) or CS95 smock if required.

**0542. Vest.** As an alternative to the PTI vest as Service issue aircrew vest or t-shirt may be worn.

**Practical Parachuting Duties**

**0543.** CS95 is to be worn when carrying out static line parachuting. CS95 or the approved parachutists' coverall is to be worn when carrying out free fall parachuting duties.

**0544. Helmet.** All personnel must wear a Service issue parachutist helmet when undertaking static line or free fall parachute descents.

**0545. Boots.** Clean standard issue black parachutist boots, or approved pattern specialist boots for freefall parachuting are to be worn.

**0546. Gloves.** Service issue leather aircrew gloves or winter combat gloves may be worn.

## CHAPTER 6

## RAF ORDERS OF DRESS - AIRCREW (MALE &amp; FEMALE)

<b>Contents</b>	<b>Para No /Page No</b>
<b>Introduction</b>	
No 1, 2, 3, 4, 5, 6, 7 and 8 Dress	Page 6 - 1
<b>No 14 Dress (Flying Clothing)</b>	<b>0601</b>
Occasions For Wear	<b>0602</b>
Hat, Male Personnel	<b>0603</b>
Hat, Female Personnel	<b>0604</b>
No 14A Dress - Flying Suit – Authorised Ensemble	<b>Para 0605 - 0609</b>
No 14B Dress - Cold Weather Flying Jacket	<b>0610</b>
Cold Weather Trousers	<b>0611</b>
DPM Jacket	<b>0612</b>
No 14C Dress - Blue Leather Flying Jacket	<b>0613</b>
Mixing of Uniform	<b>0614</b>
<i>Illustration</i> – No 14A & 14B Dress	Page 6-4
<i>Illustration</i> – No 14C Dress	Page 6-5

**Introduction**

This Chap illustrates, through a selection of illustrations and explanatory notes, the various orders of dress for RAF Aircrew Personnel. It also stipulates the occasions on which each type of uniform should be worn.

**No 1, 2, 3, 4, 5, 6, 7 and 8 Dress – RAF Officers (Male And Female) And Non-Commissioned Aircrew**

**0601.** The No 1, 2, 3, 4, 5, 6, 7 and 8 dresses are all identical to those prescribed for male personnel in Chap 2 and female personnel in Chap 3 of this manual and are worn on the same occasions.

**No 14 Dress (Flying Clothing) – RAF Officers (Male And Female) and Non-Commissioned Aircrew**

**0602. Occasions for wear.** No 14 Dress is worn by all ranks, when actively employed on flying duties unless otherwise ordered. It is not to be worn routinely in off base areas (See Chap 1, Para 0110 regarding travel to and from work). It is not to be worn in public areas of Officers' or Sergeants' Messes after 1900 hrs daily. When employed on ground administrative duties or when a standard dress is ordered, aircrew personnel should wear the standard RAF No 2 Dress.

**0603. Hat – Male Personnel.**

- a. **Officers.** Male officers are to wear the service issue No 1 SD hat, beret or a forage cap with No 14 dress.
- b. **Airmen.** Non-commissioned aircrew are to wear the No 1 SD hat, beret or forage cap with appropriate cap badge.

**0604. Hat – Female Personnel.** The headdress options for female personnel are as follows:

- a. **Officers.** Female commissioned officers may either wear their own style, No 1 SD hat, beret, forage cap or the airwomen's No 1 hat, with appropriate hat badge.
- b. **Airwomen.** Female non-commissioned personnel may wear either a No 1 SD hat, a beret or forage cap with appropriate cap badge.

**0605. Flying Suit – (No 14A Dress).** A clean, serviceable, approved pattern olive drab (OD) flying suit is to be worn with rank shoulder slides displayed on both epaulettes. Sleeves are to be rolled down and fastened at the cuffs by the velcro fastenings. Badges should be positioned as follows:

- a. Name badge and aircrew brevet (if awarded) – on the left breast, approximately 4" (10 cm) below the shoulder seam.

b. Unit crest – left shoulder.

c. Squadron badge – right shoulder.

Only one further qualification badge may be worn.

**0606. Aircrew Vest.** Only a Service issue OD aircrew vest or flame retardant Sqn vest is to be worn with the roll neck (if applicable) folded down once.

**0607. Socks.** Green only.

**0608. Boots.** Black, approved pattern flying boots, which are to be polished with Service issue silicon boot polish only.

**0609. Gloves.** Only approved pattern, Service issue gloves are to be worn.

**0610. Cold Weather Flying Jacket – (No 14B dress).** A Service issue cold weather flying jacket may be worn with a flying suit, at the individual's discretion. Appropriate badges of rank are to be worn and the jacket is to be fastened by both zip and buttons, with the cuffs secured by the velcro strips. **See Para 0615.**

**0611. Cold Weather Trousers.** Cold weather trousers may be worn for flying and squadron duties however; they are not to be worn in Officers' or Sergeants' Messes. **See Para 0615**

**0612. DPM Jacket.** A CS95 outer jacket may be worn with flying clothing, in place of a cold weather flying jacket, at the individual's discretion. **See Para 0615**

**0613. Blue Leather Flying Jacket – (No 14C dress).** A blue leather flying jacket of the standard approved pattern may be purchased at personal expense and worn with flying clothing, on the ground only. If worn, the jacket zip slider is to be zipped up to at least 10cm from the top zip stop. **See Para 0614.**

**0614. Mixing of Uniform.** Cold weather flying jackets, cold weather trousers, and CS95 outer jackets are only for wear with service issue flying suits. **Under no circumstances are any of these items to be worn with other orders of dress e.g. No 2 Dress uniform.**



**RAF No 14C DRESS AIRCREW – MALE AND FEMALE**



**Shown with 'optional' Forage Cap and blue leather flying jacket**

**CHAPTER 7**

**DISTINGUISHING INSIGNIA**

<b>Contents</b>	<b>Para No/Page No</b>
<b>General - Authorised Badges</b>	<b>Para 0701</b>
<b>Distinctive Shoulder Boards (&amp; Illustrations)</b>	<b>Para 0702 - 0705</b>
<b>Officers Rank Badges</b>	<b>Para 0706</b>
Regulations and Positioning of Officer Rank Badges	<b>Para 0707</b>
Gold Rank Lacing	<b>Para 0708</b>
<i>Illustrations</i> – Officers Rank Badges	Page 7-8
<i>Illustrations</i> – Officers Hat Badges	Page 7-9/10/11
<b>Airmen &amp; Airwomen Rank Badges</b>	<b>Para 0709 - 0710</b>
Sleeve and Shoulder Badges	<b>Para 0711</b>
Regulations and Positioning of Rank Badges	Page 7-15
<i>Illustrations</i> – Airmen & Airwomen Sleeve Badges	Page 7-16
<i>Illustrations</i> – Airmen & Airwomen Shoulder/Epaulette Rank Slides	Page 7-17
<i>Illustrations</i> – Airmen & Airwomen Hat Badges	
<b>Qualification Badges</b>	<b>Para 0712 - 0714</b>
Flying Badges	<b>Para 0715 - 0716</b>
Parachutist badges	<b>Para 0717</b>
Air Steward	<b>Para 0718</b>
Flight Medical Badges	<b>Para 0719</b>
Mountain Rescue	<b>Para 0720 - 0721</b>
Explosive Ordnance Disposal	<b>Para 0722</b>
Marksman	



Drum Major  
Voluntary Bandsman  
Omitted  
Qualification Badges – Warm Weather Uniform  
*Illustrations* – Flying Badges  
*Illustrations* – Other Qualification Badges

**Para 0723**  
**Para 0724**  
**Para 0725**  
**Para 0726**  
Page 7-23  
Page 7-24/25

**Branch and Trade Group and Trade Badges**

Medical & PMRAFNS  
Identification Badges – PMRAFNS (Non Commissioned Element)  
Dental  
Chaplains  
Honorary Chaplain to the Sovereign  
Chaplains Assistant  
RAF Regiment  
Provost Officers & RAF Police  
Musicians – Established Bands  
Physical Training Instructors  
Telecommunications Trade  
*Illustrations* – Branch and Trade Badges

**Para 0727**  
**Para 0728**  
**Para 0729**  
**Para 0730**  
**Para 0731**  
**Para 0732**  
**Para 0733**  
**Para 0734**  
**Para 0735**  
**Para 0736**  
**Para 0737**  
Page 7-31/32

**Distinguishing Badges – for the Royal Auxiliary Air Force**

Officers  
Airmen

**Para 0738**  
**Para 0739**

**Distinguishing Badges - RAF Volunteer Reserve Training Branch**

RAF Volunteer Reserve Training Branch

**Para 0740**

**Other Badges**

Gliding instructor badges

**Duty Armlets**

**RAF College Initial Officer Training**

**University Air Squadrons**

**University Air Cadets**

**Recruit Training Establishments**

*Illustrations* – Royal Auxiliary Air force – Distinguishing and Qualification Badges

*Illustrations* – Duty Armlets

**Para 0741**

**Para 0742**

**Para 0743**

**Para 0744**

**Para 0745**

**Para 0746**

Page 7 – 35

Page 7 – 36

## General

**0701.** Only authorised RAF badges (including aircrew badges) are to be worn on RAF and PMRAFNS uniforms, except that personnel serving on posted tours of duty at NATO HQs, may wear the approved detachable insignia for these headquarters. Only formation badges as approved by the RAF Clothing and Dress Policy Committee may be worn on CS95. The Register of Approved Formation Badges is available on the UCPSM web page.

## Distinctive Shoulder Boards – Officers

**0702. Marshals of the Royal Air Force (MRAF).** Distinctive shoulder boards are worn by Marshals of the Royal Air Force on the greatcoat and with No 1A, 6, 8 and 8A SD uniforms. The greatcoat version is faced with blue-grey crombie cloth and blue/grey barathea is specified for the shoulder straps of No 1A, 8 and 8A SD uniforms, a stone coloured worsted polyester version is worn with the No 6 SD.



Worn by MRAF on Greatcoat, No1A, 6, 6A, 8 and 8A SD jackets – Example Shown is Air ADC

**0703. Ceremonial Shoulder Boards.** When in 1A SD, distinctive unranked ceremonial shoulder boards are worn by AVM and above and those officers assigned to the 1 Star posts of Comdt RAFC Cranwell, Air Officer Wales and Air Officer Scotland. When a greatcoat is worn with No 1A or No 5 SD, detachable gold ranked shoulder straps in Crombie material are worn.



**AVM & above (Not MRAF) No 1A SD Ceremonial Shoulder Board  
(Example shown is ADC)**



**AVM & above (Not MRAF) Ceremonial Shoulder Board for Greatcoat  
(Example shown is ADC)**

**0704. Plain Shoulder Boards.** With in No 1 SD, plain shoulder boards are worn by; officers entitled to wear aiguillettes and/or the Royal Cypher, AVMs and above, DNS (RAF) and those officers assigned to the 1 Star posts of Comdt RAFC Cranwell, Air Officer Wales and Air Officer Scotland and CG RAF Regt/AO RAF Police.



Example shown is ADC

**0705.** With No 5 SD, sewn in plain shoulder straps in Venetian cloth are worn by officers entitled to wear aiguillettes and/or the Royal Cypher, AVMs and above, DNS (RAF) and those officers assigned to the 1 Star posts of Comdt RAFC Cranwell, Air Officer Wales and Air Officer Scotland

### **Rank Badges - Officers**

**0706.** The rank identification for officers on No 1, 1A, 2, 3, 6, 6B and 7 SD uniforms is light blue on black braid in three widths: narrow –  $\frac{1}{4}$ " (6mm) for plt off; medium –  $\frac{9}{16}$ " (1.4 cm) for fg off and broad – 2" (5.1 cm) for air cdre. Ranking for all other officers is a varied combination of these basic braids (as illustrated in at page 7-8).

**0707. Positioning of Officer Rank Badges.**

**a. Jacket Sleeves, No 1 and 1A SD.** All officers wear rings of black and blue ranking braid as appropriate to their rank, the centre of the braid being  $3\frac{3}{4}$ " (9.5 cm) from the bottom of the cuff.

**b. Shoulder Slides for the No 2, 6 and 7 SD & Outerwear.** The bottom row of composite braid should be at the base of the strap. For plt off and fg off, the braid should be mounted centrally on a backing material matching the host garment.

**c. Rank Slides for (No 3 SD) CS95 and PCS.** Appropriate rank slides are to be worn on the rank strap of the CS95 and PCS jacket and smock.

**d. Provost and RAF Regiment Officers.** The base of 'RAFP' and 'RAF Regiment' shoulder slides is to be aligned with the base of the shoulder strap. RAF Regiment OG ranks slides are not to be worn with CS95 or PCS. Rank braiding is to be set  $\frac{1}{16}$ " (2mm) above the top of the RAFP slide and the upper letters of the Regiment slide.

**0708. Gold Lace Ranking.** Full width gold ranking lace is worn on the sleeve of the RAF No 5 SD composed as prescribed for No 1 SD. Excepting MRAF (see para 0703), half-width gold lace is worn on the shoulder straps of No 6A, 8, 8A SD uniforms and greatcoats worn as specified in para 0704.

**OFFICERS RANK BADGES**

**AIR OFFICERS**




**Marshal Royal Air Force**



**Air Chief Marshal**



**Air Marshal**




**Air Vice Marshal**



**Air Commodores**


**GROUP CAPTAIN AND BELOW**




**Group Captain**




**Wing Commander**



**Squadron Leader**



**Flight Lieutenant**



**Flying Officer**



**Pilot Officer**



**OFFICERS HATS AND BADGES**

**AIR OFFICERS**



**Air Officer (male) No 1 SD Hat**  
Females have same insignia but on Female style SD Hat



**PMRAFNS Female AO**



**Beret**



**Optional AO Field Service Cap**

**GROUP CAPTAIN**



**Group Captain (male) No 1 SD Hat**  
Females have same insignia but on Female style SD Hat



**PMRAFNS Group Captain**



**Beret**



**Field Service Cap**

WING COMMANDER AND BELOW



Male No 1 SD Hat



Female No 1 SD Hat  
(Female WO wear this hat with WO Badge)



PMRAFNS Female



Beret



Optional Field Service Cap

## Rank Badges – Airmen And Airwomen

**0709. Sleeves and Shoulder Rank Badges.** Sleeve badges are embroidered in light blue, on backgrounds of dark blue felt. Shoulder strap rank badges (rank slides) are in similar colour combinations, but of woven material and are worn on all working dress uniforms . For rank slides worn with combat uniform refer to Chapter 3.

### 0710. Rank Badges Description

- a. **Warrant Officer.** The Royal Arms.
- b. **Master Aircrew.** A gilded metal eagle within embroidered laurel leaves surmounted by the Royal Arms. Provided in left and right arm badges, eagle is always to point to the rear. Metal components of sleeve rank badge are not to be worn on the No 6 SD jacket, outerwear or flying clothing.
- c. **Flight Sergeant (Ground).** A 3-bar chevron surmounted by a crown. The base of the crown is to be  $\frac{1}{8}$ " (3mm) above a horizontal line joining upper tips. The metal crown is only to be worn on the No 1 SD jacket, an embroidered crown is provided for the greatcoat.
- d. **Flight Sergeant Aircrew.** An eagle and 3-bar chevron surmounted by a crown. Tips of the aircrew eagles wings are to be horizontally in line  $\frac{1}{8}$ " (3mm) below the upper points of the chevrons, the crown is to be centred  $\frac{1}{4}$ " (6mm) above the eagle. In all cases the eagle is to face to the rear. The metal eagle and crown are only to be worn on the No 1 SD Jacket, embroidered versions are provided for the greatcoat.
- e. **Chief Technician.** A 3-bar chevron surmounted by a 4-bladed propeller. The propeller is to be positioned with blades diagonally, as in the cross of St Andrew, with the centre of the propeller boss  $\frac{1}{2}$ " (1.2 cm) above a horizontal line joining the upper tips of the chevrons.
- f. **Sergeant.** A 3-bar chevron.
- g. **Sergeant Aircrew.** A 3-bar chevron surmounted by an eagle. Tips of the aircrew eagles wings are to be horizontally in line  $\frac{1}{8}$ " (3mm) below the upper points of the chevrons. In all cases the eagle is to face to the rear. Metal components of sleeve rank badge are not to be worn on the No 6 SD jacket, outerwear or flying clothing.

- h. **Corporal.** A 2-bar chevron.
- i. **Lance Corporal.** A single bar chevron (RAF Regt Only)
- J. **Junior Technician.** A 4-bladed propeller, worn with the blades of the propeller diagonally, as in the cross of St Andrew.
- k. **Senior Aircraftman/woman.** A 3-bladed propeller, worn with one blade vertical, in the form of the letter Y. The same badge but the 3 blade propeller is encompassed within a circle denotes Skills Discriminator.
- l. **Leading Aircraftman/woman.** A 2-bladed horizontal propeller.

**0711. Regulations for the Wearing of Rank Badges by Airmen and Airwomen.**

a. Sleeve Rank badges described above are to be worn as follows:

(1) By all ranks on the No 1 SD jacket.

(2) By all ranks on greatcoats issued on long-term loan. On pool greatcoats loaned for a particular ceremonial occasion, only WO and NCO badges are to be worn.

(3) By WOs and SNCOs on No 5 and 8 SD (Mess Dress). The gold-embellished, single rank badge is worn on the right sleeve only, in the position prescribed for No 1 SD.

**b. Positioning of Sleeve Rank Badges.** On authorised garments, except Mess Dress, sleeve rank badges are to be displayed centrally on the outer face of both sleeves and positioned as follows:

(1) WO - centre of badge 6½" (16.5 cm) from sleeve bottom.

(2) SNCO/JNCO - lowest point of chevrons 9½" (24.1 cm) from the shoulder seam.

(3) Junior ranks – centre of propeller bosses aircraftmen/women 6" (15.2 cm) from the shoulder seam.

**c. Shoulder Strap Rank Slides.** Shoulder rank slide badges are to be worn by all ranks on the strap (shoulder or chest) of appropriate garments. They should be neatly folded to the width of the shoulder strap, with the badge motif centrally positioned. All ranks of the RAFP and RAF Regt when employed in No 2 SD modes are to wear their distinctive RAFP or RAF Regt ranks slides. RAFP and RAF Regt officers are to have the rank braiding ranks slides set  $\frac{1}{16}$ " (2mm) above the top of the RAFP slide and the upper letters of the Regiment slide. RAF Regiment OG ranks slides are not to be worn with CS95 or PCS.

ARM RANK BADGES FOR NON-COMMISSIONED PERSONNEL



WO



MACR



FS - No 1 SD



FS Greatcoat



FS Aircrew - No 1 SD



Chf Tech



Sgt



Sgt Aircrew



Cpl

L Cpl RAF Regt  
(Image Pending)



Jnr Tech



SAC (SD)



SAC



LAC

SHOULDER/EPAULETTE RANK SLIDES



**WO**



**MACR**  
(Right Hand)



**FS**



**FS Aircrew**  
(Left Hand)



**Chf Tech**



**Sgt**



**Sgt Aircrew**  
(Left Hand)



**Cpl**

**L Cpl RAF Regt**  
(Image pending)



**Jnr Tech**



**SAC (SD)**



**SAC**



**LAC**



**HATS AND BADGES – AIRMEN AND AIRWOMEN**



**WO No 1 SD Hat**



**Airmen No 1 SD Hat**  
(See Note )



**Airwomen No 1 SD**  
(Female WO may wear this with  
WO Hat Badge)



**PMRAFNS Airwomen**



**Beret with Airman's Badge**  
(WO wear this with miniature WO Badge)



**Optional Field Service Cap**  
(WO wear this with miniature WO Badge)

**Note: RAF Police personnel of the rank of WO and below wear a white-topped No 1 SD Hat when wearing all variations of No 1 or 2 SD uniforms.**

**Qualification Badges**

**0712. Flying & Parachute Badges.** This section deals with those flying badges (QR J727 & 728) and Parachute badges (QR 434 – 436) currently in issue

<b>BADGE</b>	<b>DESCRIPTION</b>
<b>Pilot.</b>	Wings of drab silk embroidery with monogram 'RAF' in centre, surrounded by laurel leaf of brown silk and surmounted by a crown – on dark blue melton cloth.
<b>Navigator.</b>	The letter 'N' of drab silk surrounded by a laurel leaf of brown silk with an outspread drab silk wing 2½" (6.35 cm) long – on dark blue melton cloth.
<b>Air Electronics Officer or Operator (AE)</b>	] As for Navigator, but with alternative letters, in brackets. <b>(See Note)</b>
<b>Air Engineer (E)</b>	
<b>Air Loadmaster (LM)</b>	
<b>Qualified Gliding Instructor</b>	Wings of light blue embroidery with monogram G and surmounted by a crown – on dark blue melton cloth. Para 0741 refers.
<p>Note. With effect 1 Apr 03 the range of 5 aircrew brevets for rear crew personnel were replaced by the single rear crew brevet (see below). Those aircrew who were already qualified to wear old style individual brevets can opt to wear the new brevet or retain the old style but there will be no further provisioning of the current brevet.</p>	
<b>Rear Aircrew Brevet.</b>	The monogram 'RAF' in drab silk surrounded by a laurel leaf of brown silk, surmounted by a crown with an outspread drab silk wing 2½" (6.35 cm) long – on dark blue melton cloth. Introduced 1 Apr 03 to replace Navigator, Air Electronics Officer/Operator, Air Engineer and Air Loadmaster. (See Note Above).
<b>Fighter Controller (FC).</b>	The letters 'FC' of drab silk surrounded by a laurel leaf of brown silk with an outspread drab silk wing 2½" (6.35 cm) long – on dark blue melton cloth.

- Airborne Technician (AT).** The letters ‘AT’ of drab silk surrounded by a laurel leaf of brown silk with an outspread drab silk wing 2½" (6.35 cm) long – on dark blue melton cloth.
- Airborne Image Analyst** The letters ‘IA’ of drab silk surrounded by a laurel leaf of brown silk with an outspread drab silk wing 2½" (6.35 cm) long – on dark blue melton cloth.
- Preliminary – Flying. (Pilot - QR 728)** Eagle of drab silk embroidery – on dark blue melton cloth.
- Parachute Jump Instructor.** (Honorary Aircrew Status, QR 434). A small parachute in drab silk surrounded by a laurel leaf with an outspread drab silk wing 2½" (6.35 cm) long – on dark blue melton cloth.

**0713.** When entitled to wear one of the flying badges described at Para 0713, it is to be worn on the left breast of the No 1, 1A, 6 uniform jacket immediately and centrally above the top line of conventional breast pockets (when fitted) and in a corresponding position on the heavy jersey, women's dresses. **They can also be worn on No 3 Dress unless operationally inappropriate.** When medal ribbons are worn, flying badges are to be placed directly above the top row of medal ribbons, with a space of ¼" (6.5 mm) between the lowest part of the badge and the upper edge of ribbon(s).

- a. A flying badge, being a qualification badge, is not to be regarded as either a decoration or the equivalent of a regimental badge. Service personnel are not to wear any of the badges listed above and in QRs unless authority for them to do so has been granted in accordance with the regulations prescribed from time to time by the Defence Council.
- b. An officer, on ceasing to be employed on flying duties, and an airman on being remustered to a ground trade, unless ordered otherwise, may elect to wear any of the badges for which he has been previously qualified.
- c. A foreign flying badge is not to be worn with RAF uniform. This regulation does not preclude RAF personnel from accepting the presentation of a foreign flying badge.

**0714.** Flying badges worn with No 5 and 8 SD (Mess Dress) are to be half size, gold embroidered on blue/grey material. The badge is positioned on the left lapel with the top of the centre of the badge 1½" (3.8 cm) below the inner end of the collar step opening.

## Other Qualification Badges

**0715. Parachutist Badge With Wings (see QR 435).** The parachutist badge with wings depicts an opened parachute flanked by a pair of wings. The parachute is embroidered in white and the wings in light blue. When authorised the badge is to be worn on the right sleeve, with the badge centre 3" (7.6 cm) below the shoulder seam on No 1, 1A SD, 2 SD jersey, CS 95 jacket and shirt, 4, 6 and 6A SD. A small gold embroidered version is to be worn on No 5, 5A and 8 SD uniforms in the same position.

**0716. Special Forces (SF) Parachutist Badge.** RAF personnel who have completed the SF Selection and who have successfully completed the SF Parachute Course are entitled to wear the SF Parachutist Badge. The badge is to be worn in the same manner as for the parachutist badge with wings.

**0717. Parachutist Badge Without Wings (see QR 435).** The parachutist badge without wings consists of an opened parachute in white on a circular background. The badge is to be worn by qualified officers and airmen in the same manner as for the parachutist badge with wings.

**0718. All Arms Commando Dagger.** The red dagger can be worn by qualified officers and airmen, with the exception of FSs and Chf Techs, on the left sleeve of their No 1 SD, No 5 SD, No 2 SD Jersey and No 6 SD (when issued) centrally positioned with the tip of the badge 4" from the shoulder seam. When worn by a FS or Chf Tech on No 1, No 5, or No 6 SD, the badge is to be positioned on the left sleeve of the respective uniform with the lower point of the badge 2 inches from the cuff in line with the point of the chevrons.

**0719. Cabin Crew Badge.** The badge design is a pair of wings in light blue silk with a central motif of the letters 'CC'. It is to be worn on the right sleeve of No 1 SD, No 2 SD jersey and 6 SD (when issued), centrally positioned, with the top of the central motif 4" (10.2 cm) below the shoulder seam.

### 0720. Flight Medical Badges.

**a. Flight Medical Officer (FMO) Badge.** The badge depicts a central design of brown staff and gold serpents flanked by white wings. It is to be worn by authorised officers on the right sleeve of the jacket of No 1 or 6 SD Jacket (it is not worn on No 6 Frocks), centred 4" (10.2 cm) below the shoulder and in a similar position on the No 2 SD jersey and flying clothing. A miniature gold embroidered version may be worn in the same position on No 5 and 8 SD. An officer entitled to wear this badge and the parachutist badge with wings, is to wear only the FMO badge.

**b. Flight Nursing Officers (FNO) and Flight Nurse (FN) Badge.** The badge design is a pair of wings in light blue silk with gold laurel leaves imposed through them. A red and gold silk crown tops a central motif of a red cross encircled on white background. It is to be worn by authorised personnel on the right sleeve of the jacket of No 1 or 6 SD Jacket (it is not worn on No 6 Frocks). It is centred 4" (10.2 cm) below the shoulder and in a similar position on the No 2 jersey and flying clothing. A miniature gold embroidered version may be worn in the same position on No 5 and 8 Dress. When worn by FS on No 1, No 5, or No 6 SD, the badge is to be positioned on the right sleeve of the respective uniform with the lower point of the badge 2 inches from the cuff in line with the point of the chevrons.

**c. Flight Nursing Attendant Badge.** This is similar to the air stewards' badge except that the central motif is a red cross on a light blue background and, with the exception of FS ranks in No 1 SD, No 6 SD (it is not worn on No 6 Frocks) or No 5 SD, is to be worn as prescribed for the air stewards' badge. When worn by FS on No 1, No 5, or 6 SD, the badge is to be positioned on the right sleeve of the respective uniform with the lower point of the badge 2 inches from the cuff in line with the point of the chevrons. This badge is not worn on No 6 Frocks.

**0721. Mountain Rescue Badge.** The RAF Mountain Rescue badge is worn by officers and airmen who are serving or have served on an RAF Mountain Rescue Team and have passed the qualifying requirements detailed in PAM (Air) 299 and the Mountain Rescue Service Training Record Book. The badge is to be worn as follows:

- a. By officers and WOs on the right sleeve of the No 1 SD jacket, with the top edge of the badge background 4" (10.2 cm) below the shoulder seam.
- b. By NCOs and airmen on the right sleeve of the No 1 SD jacket, with the base of the badge background 4" (10.2 cm) from the bottom edge of the sleeve.
- c. By all ranks, on the right sleeve of the No 2 SD jersey, with the base of the badge background 4" (10.2 cm) from the bottom edge of the sleeve.
- d. Officers and WOs may wear a gold embroidered Mountain Rescue badge on the right sleeve of the No 5 SD jacket with the top edge of the badge background 4" (10.2 cms) below the shoulder seam.
- e. SNCOs may wear a gold embroidered Mountain Rescue badge on the right sleeve of the No 5 SD jacket with the base of the badge background 4" (10.2 cm) from the bottom edge of the sleeve.

**0722. Explosive Ordnance Disposal (EOD) Badge.** The RAF bomb disposal badge is worn by qualified officers and airmen whilst employed on full time bomb disposal duties. Additionally, the badge may be worn by officers and airmen who are not currently employed on EOD duties but who have passed a recognised, formal Defence EOD course. The badge is to be worn as follows:

- a. By officers, WOs and airmen on the right sleeve of the No 1 SD jacket, with the top edge of the badge background 9" (22.9 cm) below the shoulder seam.
- b. By NCOs on the right sleeve of the No 1 SD jacket, with the top edge of the badge background ½" (1.3 cm) below the point of the chevron.
- c. By all ranks, on the right sleeve of the No 2 SD jersey, with the base of the badge background 4" (10.2 cm) from the bottom edge of the sleeve.
- d. Officers and WOs may wear a half-size gold embroidered EOD badge on the right sleeve of the No 5 SD jacket with the top edge of the badge background 9" (22.9 cms) below the shoulder seam.
- e. SNCOs may wear a half-size gold embroidered EOD badge on the right sleeve of the No 5 SD jacket with the top edge of the badge background ½" (1.3 cms) below the point of the chevron.

**0723. Bomb Disposal Armlet.** When actively engaged in EOD duties and wearing protective clothing, 'BD' armlets are to be worn on the upper left arm by officers, WO and airmen, whether employed full or part time.

**0724. Marksman Badge.** The marksman badge consists of crossed rifles worked in light blue silk and is worn by all qualified non-commissioned personnel on the No 2 SD jersey only. The single badge is to be worn with the bottom edge 4" (10.2 cm) above the bottom of the right sleeve.

**0725. Drum Major Badge.** This is a trade qualification badge for qualified musicians only and is not a rank badge. Description and dress regulations are as promulgated by HQ Music Services. No drum (or pipe) major badge is authorised for wear on official Service Dress by members of voluntary bands. Voluntary bandsmen are to wear their usual badges of rank with their voluntary bandsman badges.

**0726. Voluntary Bandsman Badge.** The voluntary bandsman badge consists of an anodised lyre in a wreath. It is worn on the No 1 SD jacket and the No 2 SD jersey, above the elbow on the left sleeve only, as follows:

- a. By NCOs with the top of the badge ½" (1.3 cm) below the point of the chevron.
- b. By junior technicians, aircraftmen/women with the top of the badge 9" (22.9 cm) below the shoulder seam.

**0727. Trumpeter Badge.** Omitted – used by ACO cadets only.

**0728. Qualification Badges – Warm Weather Areas.** Except where stated, qualification badges for wear on temperate climate dress are silk embroidered on dark blue felt and are to be worn without any trimming or reduction of the background. However, when authorised for wear on KD items of uniform, the background may be trimmed to present flat images.

**FLYING BADGES**



**Pilot**



**Rear Aircrew QGI (image pending)**



**Airborne Image Analyst**



**Fighter Controller**



**Airborne Technician**



**Parachute Jump Instructor**



**OTHER QUALIFICATION BADGES**



**Parachutist Badge with Wings**



**SF Parachutist Badge**



**Parachutist Badge without Wings**



**All Arms Command Dagger**



**Air Steward**



**Flight Medical Officer**



**Flight Nursing Officer**



**Flight Nursing Attendant**



**Mountain Rescue**



**Bomb Disposal**



**Marksman**



**Drum Major**



**Voluntary Bandsman**

**Branch and Trade Group Badges**

**0727. Medical Branch and PMRAFNS.** The winged caduceus of Mercury surmounted by a crown is the collar lapel badge for all ranks. Separated versions of the badge are to be worn as follows:

- a. The gilt wing caduceus badge is the lapel badge for all ranks on the collars of No 1 and No 6 SD jackets. The bottom of the badge is to be positioned 1" (2.5 cm) above the inner end of the step opening; the staff of the badge is to be parallel with the inside (rolled) edge and midway between that and the outer edge of the collar.
- b. A gilt or silver winged caduceus is to be worn by medical and PMRAFNS officers, WOs and SNCOs on both lapels of the No 5 and 8 SD (Mess Dress). It is to be positioned vertically and centrally on the wearer's right front quarter of each lapel.

**0728. Identification and Qualification badges – PMRAFNS (Non Commissioned Element) Nurses.** Badges are to be worn by male and female personnel as follows:

- a. The medical caduceus badge, blue embroidered within a wreath and initials and surname, all on a white background, is to be sewn on the wearer's upper left front of the No 2D Ward Dress variations.
- b. RGN qualification is identified by navy blue shoulder strap sleeves of petersham ribbon. Shoulder rank badges are to be fitted over the ribbon so that ½" (1.3 cm) of the ribbon is visible below the base of the rank badge.

**0729. Dental (including Med Tech Branch – Dental Section).** The collar lapel badge for all ranks is gilt, comprising a laurel wreath enclosing the letters 'DB' and flanked on each side by wings. The badge is to be worn as follows:

- a. The dental collar badge is to be worn on the No 1, 6 and 6B SD as prescribed for the Medical Branch in Para **0728 a**. The long axis of the badge is to be horizontal.
- b. By all personnel on No 5 and 8 SD, as prescribed for the medical badge in Para **0728b**, with the long axis of the badge horizontal.

**0730. Chaplains Branch.** The Branch lapel badge consists of a Maltese Cross in black metal, with gilded wings and a wreath with the letters 'RAF' superimposed over the centre of the cross. It is worn in pairs, as follows:

- a. On the jackets of No 1 and 6 SD with the base of the badges centred 1"(2.5 cm) above the inner ends of the step openings of the collar.
- b. On the jackets of No 5 and 8 SD with the top of the badge ¼" (6 mm) below the inner ends of the collar step openings. The upright of the cross is to be parallel with the inside (rolled) edge and midway between it and the outside edge of the collar.
- c. With all remaining orders of dress, the gold embroidered Chaplain's shoulder slides should be worn, as in the manner as prescribed for RAF Regt Officers slides in Para **0708 d**.

Enlarged, embroidered versions of the insignia are worn on the RAF Chaplain's scarf.

**0731. Honorary Chaplains to The Sovereign.** With uniform orders of dress, Honorary Chaplains to the Sovereign wear aiguillettes and shoulder devices as prescribed in Chapt 9. Additional entitlements are as follows:

- a. A special gilt badge consisting of the Royal Cypher and Crown within a laurel wreath. When conducting religious services this badge is worn below decorations, medals or medal ribbons, on the left side of the scarf and on academic or ordinary clerical dress.
- b. Red Cassock. During the tenure of their appointment only, Honorary Chaplains may also wear a red cassock.

The standard version of the badge described in 'a' above may continue to be worn by former Honorary Chaplains to the Sovereign, consecrated bishops, or those installed as deans or provosts. A miniature version of the badge may be worn by other former Honorary Chaplains to the Sovereign.

**0732. Chaplain's Assistants.** On appointment, Chaplains' Assistants receive from Chaplains Services (RAF) the requisite uniform buttons (with crusader cross motif), RAF Chaplains brooches and gilded crosses. They are to be worn as follows:

**a. Chaplains brooch.**

- (1) On the officer's and the airwomen's SD hat the brooch is to be centrally positioned at the front of the black band, with the top edge of the cross in line with the top edge of the band.

(2) On No 5 and 8 SD the brooch is to be positioned centrally, on the wearer's right front lapel, corresponding with the position on their left lapel.

**b. Gilded crosses.**

(1) On uniform jackets and outerwear the gilded crosses are to be positioned centrally and vertically with the base of the cross ¼" (6 mm) above the 'V' of each collar step opening.

(2) When in shirt-sleeve order, one cross is to be worn on the wearer's right chest, positioned as for the mess dress brooch.

(3) When wearing a jersey, a cross is to be worn on each shoulder strap, positioned longitudinally with the base of the cross centred ¼" (6 mm) from the sewn-in edge of the epaulette.

Entitled insignia and ribbons of orders, decorations and medals may be worn on appropriate uniform dress as indicated in **Chapter 8**.

**0733. RAF Regiment.** Members of the RAF Regiment wear distinguished arm badges and shoulder slides as follows:

**a. RAF Regiment Shoulder Badge.** The RAF Regiment arm badge is embroidered in light blue on dark blue felt for temperate and No 6 Dress uniforms. The badge is worn by all ranks of the RAF Regiment following successful completion of basic specialist training, and by members of the RAF Regiment Band. It is to be worn by officers and airmen on both jacket sleeves of No 1, 1A, 6, 6A SD and on the greatcoat by officers and airmen of the Queen's Colour Squadron only. An OG version is to be affixed to the CS95 jacket & shirt and a sand version for DCC. The badge is to be mounted with the centre point ¼" (6 mm) below the sleeve head seam. A miniature RAF Regiment shoulder badge of the approved pattern, woven in gold wire and mounted on Venetian cloth, is to be worn by RAF Regiment officers and RAF Regiment Auxiliary officers on No 5 and 8 SD. Similarly, WOs and SNCOs of the RAF Regiment and the RAF Auxiliary Regiment may also wear this badge on their No 5 or 8 SD. The badge is to be mounted with the centre point ¼" (6 mm) below the sleeve head seam. To facilitate laundering, the badge is to be mounted on press-studs for wear with No 8 SD.

**b. Shoulder/Chest Epaulette Rank Slides.** RAF Regt OG shoulder slides are not to be worn with CS95. Blue shoulder slides are to be worn by personnel when employed in No 2 SD modes, blue/grey for jersey, wedgewood with shirts. A KD version is available for use with KD. The base of the slide is to be aligned with the base of the shoulder strap and the rank braiding set 1/16" (2 mm) above the top of the lettering.

c. **Sqn Drop Zone (DZ) Patches.** Sqn DZ patches may be worn on the CS 95 jacket with the sqn cdrs permission. They are to be OG with the centrepiece of the authorised Sqn badge embroidered in black, coloured versions are not to be worn. They are worn centrally mid-way up the right sleeve of the field jacket (or parachute smock if appropriate), positioned below parachutist wings if awarded. RAF Regt personnel not serving on sqns may wear the RAF Regt DZ patch with embroidered crossed rifles and astral crown instead.

**0734. Provost Officers and RAF Police.** Members of the Provost Branch and RAF Police wear distinguishing armllets and shoulder slides as follows:

a. **Armllets.** The RAFP armllet is to be worn on the left arm, above the elbow, when in No 1 SD and No 6 SD (Jacket). It is also provided for wear on those protective outer garments that are not fitted with shoulder straps. The DPM/PM and AO FP armllet may also be worn by entitled officers holding these appointments.

b. **RAFP Shoulder/Chest Epaulette Rank Slides.** RAFP Shoulder rank slide badges, of the appropriate colour (blue or OG), are to be worn by all ranks on the rank epaulette (shoulder or chest) of appropriate garments

c. **CS 95 MP Patch.** A red MP patch (6.5 x 5 cm) is worn on CS 95 to identify the wearer as RAFP. It is to be worn as follows:

(1) One cm below the TRF and EAW/EAG badges (as appropriate) on the light weight jacket upper right arm centre of sleeve.

(2) One cm below the TRF and EAW/EAG badges (as appropriate) on the field jacket-upper right arm centre of sleeve.

d. **RAFP badge.**

(1) Officers and WOs may wear a gold embroidered RAFP badge on the right sleeve of the No 5 SD jacket with the top edge of the badge background 9" (22.9 cms) below the shoulder seam.

(2) SNCOs may wear a gold embroidered RAFP badge on the right sleeve of the No 5 SD jacket with the top edge of the badge background ½" (1.3 cms) below the point of the chevron.

**Trade Badges – Airmen/Airwomen**

**0735. Musicians – Established Bands.** The badge of the musicians of the established bands consists of a lyre in a wreath surmounted by a crown. It is to be worn as promulgated by HQ Music Services.

**0736. Physical Training Instructors badge.** The badge, worn by qualified physical training instructors below the rank of WO, depicts crossed swords with an eagle superimposed, surmounted by a crown. It is to be worn on the right jacket sleeve of No 1 SD (male and female personnel) and No 6 SD with the top edge of the background ½" (1.3 cm) below the point of the chevron. A white background version is provided for the PTI Jacket and vest.

**0737. Telecommunications Badge.** The telecommunications badge is worn by TG2 (Avionics), TG3, TG4 and TG11 personnel. It is worn in the following manner:

- a. By FS, chf techs, sgts and cpls on the right jacket sleeve of no 1 SD (male and female personnel) and no 6 SD (male personnel only) with the top edge of the background ½" (1.3 cm) below the point of the chevron.
- b. By jnr techs and below, as for NCO ranks, but with the top edge of the background 9" (23.5 cm) below the shoulder seam.

**BRANCH AND TRADE BADGES**



**Medical Gilt Caduceus**



**PMRAFNS**



**Dental Branch**



**Chaplains Branch**



**RAF Regt Shoulder Badge No 1 SD**



**RAF Regt Shoulder Badge - CS 95**



**Telecommunications**



**PTI (Blue)**



**PTI Vest (White)**





RAFP Rank Slide



All Ranks RAFP Armlet



RAFP CS 95 Arm Patch



RAFP No 5 SD Badge  
(Optional)

### Distinguishing Badges – for the Royal Auxiliary Air Force

**0738. Officers.** Officers are to wear Gilt metal 'A' badges, ½" (13 mm) in height on greatcoat shoulder straps and ¾" (9 mm) in height on all other uniforms mounted as follows:

a. Jacket of No 1, 5, 6 and No 8 SD uniforms.

(1) **Medical Officers & PMRAFNS.** ¼" (3 mm) below the Medical badge with a second gilt "A" badge in a similar position on the opposite collar/lapel.

(2) **Dental Officers.** ¼" (3 mm) below the Dental badge with a second gilt "A" badge in a similar position on the opposite collar/lapel.

(3) **Chaplains.** ¼" (3 mm) above the Chaplains badge.

(4) **Other Officers.** On the jacket collar, 1" (2.5 cm) above the inner end of the step opening midway between the outer edge and the inner (rolled) edge, placed in such a way that the badge is aligned vertically.

b. Greatcoats and other garments with shoulder straps.

- (1) **Flt Lts and above.** Midway between the top and bottom edges of the rank braid.
- (2) **Fg Off and below.** With the bottom of the letter, contiguous with the bottom edge of the rank braid.
- (3) **Chaplain's scarf.** When robed as clergy at parade services, the scarf is to bear on each end below the badge the letter 'A' embroidered in gold.

**0739. Airmen and Airwomen.** Airmen and airwomen are to wear distinguishing ranks slides on garments with shoulder straps and embroidered 'A' badges on both sleeves of No 1, 5, 6 SD uniforms and greatcoats, positioned as follows:

- a. **WOs.** Position the 'A' immediately below the Royal Arms and Macr badge.
- b. **FS and below.** Position the 'A' centrally and aligned vertically, ¼" (6 mm) below the bottom edge of the eagle badge.

#### **Distinguishing Badges – RAF Volunteer Reserve Training Branch.**

**0740.** RAF Volunteer Reserve Training Branch Gilt metal pin ½" (13 mm) in height for wear on the No 1 SD jacket, are to be worn by all officers, in accordance with the direction given in Para 0739 above. All pre-graduate VR (T) commissioned officers undergoing training are to wear plain white slides, with a 13mm gilt metal VR (T) pin inserted centrally in each slide. These are to be worn on the shoulder straps of the No 2 Service dress shirt or jersey, on the central rank strap of combat uniforms. Upon graduating officers remove the white slides and replace with their appropriate rank slides with VR (T) pins inserted.

#### **Gliding Instructor Badges**

**0741.** Qualified RAF **glider pilots and gliding instructors** are to wear the 1 EFTS '**Glider Pilot**' or '**Gliding Instructor**' **brevet** badge as appropriate, on the No 1 SD jacket, the jersey and on the flying overalls. The gliding badges are to be positioned above the left-hand breast pocket. A miniature version of this badge (half size and gold embroidered on blue/grey material) should be worn by qualified personnel on No 5 and 8 SD, positioned on the left lapel with the top of the centre of the badge 1½" (3.8 cm) below the inner end of the collar step opening.

## Duty Armbands

**0742.** Distinguishing armbands are provided for personnel to wear when actually engaged on specific duties, e.g. movements, orderly officer/sergeant. They are to be worn on the left arm, above the elbow.

## RAF College Initial Officer Training

**0743.** All personnel undergoing initial officer training are to wear the following distinguishing insignia:

- a. **No 2 and 3 SD.** On all forms of No 2 SD, personnel undergoing IOT are to wear a white band 1½" (3.8 cm) wide on each shoulder strap on the appropriate dress. The white bands may have coloured braid centrally imposed to denote the squadron.
- b. **Head-dress.** On the beret, a white plastic roundel is to be worn with an officer's miniature cap badge superimposed. On the No 1 SD hat, a white band 1½" (3.8 cm) wide is to be worn round the cap so that it covers the black mohair band, and an officer's hat badge is to be superimposed.
- c. **Outerwear.** No distinctions are to be worn on the outerwear.

## University Air Squadrons

**0744.** Members of the UAS are to wear the following distinguishing insignia:

- a. **No 1 SD.** On the No 1 SD jacket cadets are to wear, on the shoulder, university squadron arm badges. Acting Pilot Officers are to wear white lapel flashes with the gold VR badge attached to the lapel flash, and not attached directly to the No 1 uniform jacket.
- b. **No 2 Dress.** A white band 1½" (3.8 cm) is to be worn by cadets on each shoulder of the epaulette of No 2 Shirts and Jerseys. White bands are also to be worn on epaulette of flying Suits and on the central rank tab of CS95 clothing. When wearing a heavy jersey, a university squadron arm badge is to be sewn on the right shoulder patch.
- c. **Acting Pilot Officers.** APOs' are to wear white bands with the Pilot officer rank slide positioned centrally across the white band when wearing No 2 Dress, flying suits and CS95.

d. **Head-dress.** Cadets are to wear a white plastic roundel on the beret with an airman's cap badge superimposed when wearing No 2 Dress.

d. **Outerwear.** No distinctions are to be worn on the outerwear

**0745. University Cadets.** When at university cadets are in all respects to dress as fully commissioned officers, except during courses of instruction at the RAF College Cranwell, when their badges of distinction are to be at the discretion of the College Commandant.

### **Recruit Training Establishments**

**0746.** MOD (AFD) Dress Regulations apply when No 1 or other formal dress is worn. However, Training Schools may authorise the wearing of other devices with No 2 and 3 dress within school bounds, and outside school bounds when engaged in training exercises. Individual schools may decide whether there is a local requirement to wear them; such a decision should be balanced against the need to exercise economy. The items authorised and the significances attached to them are:

- a. Coloured disc to be worn behind the cap badge (range of 6 colours, in 2 sizes to equate to the different size of airmen's and airwomen's cap badges) to signify members of a particular intake squadron or flight during Phase 1 and Phase 2 training.
- b. Colour braid shoulder flash, worn as a loop or shoulder straps to signify members of a particular flight, or trainees on particular courses.
- c. Coloured lanyards – maroon to identify the person appointed as senior trainee of the flight, and yellow for any other trainee in a nominated appointment (e.g. senior man, or duty trainee).

**DISTINGUISHING BADGES – FOR THE ROYAL AUXILIARY AIR FORCE**



**Royal Auxiliary Air Force Officers**



**Airmen**



**RAF Volunteer Reserve Training**

**DUTY ARMLETS**



**Orderly Officer**



**Orderly Sergeant**



**Orderly Corporal**



**Medical Orderly**



**Instructor**



**Fire Picquet**



**Air Movements Officer**



**Air Movements Controller**

**CHAPTER 8****ORDERS, DECORATIONS AND MEDALS**

<b>Contents</b>	<b>Para</b>
<b>General</b>	0801
Award Ceremonies (Investitures etc)	0802 – 0810
Return of Insignia on Death of Holder	0811
Lost Insignia	0812
Sequence in Which Insignia is Worn	0813
<b>Emblems</b>	
Mention In Despatches, Kings Commendations and Queens Commendations	0814 – 0815
Other Emblems	0816 – 0817
The Elizabeth Cross	0818 – 0820
<b>Foreign Insignia</b>	
Acceptance and permission to wear foreign insignia	0821 – 0822
Occasions for Wear	0823 – 0827
<b>Wearing Of Insignia And Accoutrements With Day Uniform</b>	
Breast Ribbons – Method of Wear	0828
Positioning of Breast Ribbons	0829
Warm Weather Ribbon Brooches	0830
Badge Brooches	0831
Mounting of Medals	0832 – 0833
Medal Riband Length	0834
Collars of Orders	0835 – 0837
Broad Riband	0838 – 0840

Stars	0841 – 0843
Neck Decorations	0844
Service for an Order of Knighthood	0845
Non-Military Medals	0846 – 0847
Insignia Worn by Women	0848
Insignia Worn by Chaplains	0849
Awards Prior to Establishment	0850
Insignia Worn Under Greatcoat	0851
Dress With Which Insignia May Be Worn	0852
Aiguillettes, Cyphers and Swords, Etc	0853
 <b>Wearing Of Insignia And Accoutrements With Evening Uniform</b>	
Foreign Insignia And Non-Military Medals	0854
Ribbons	0855
Miniature Orders, Decorations and Medals	0856 – 0859
Collars of Orders	0860
Broad Ribands	0861
Stars	0862
Neck Decorations	0863 – 0864
No 4 And No 6 Uniforms	0865
Insignia which may be worn with Evening Uniform	0866
Aiguillettes and Cyphers	0867
 <b>Wearing of Insignia in Plain Clothes</b>	
General	0868
Morning Dress	0869
Full Evening Dress	0870
Dinner Jacket	0871
Lounge Suit	0872
Foreign Insignia and Non-Military Medals	0873
Ribbons	0874



Badge Brooches	0875
Collars of Orders	0876
Broad Riband	0877
Stars	0878
Neck Decorations	0879
Insignia worn by Women	0880
Insignia worn on an Overcoat	0881
Insignia worn by Next of Kin	0882

**ANNEXES**

A – Insignia worn with Day Uniform

B – Insignia worn with day uniform in Warm Weather Areas

C – Insignia worn with Evening Uniform

D – Insignia worn with Plain Clothes

E - General pictorial description of order of wear for medals

F – Order of Wear - Orders, Decorations and Medals

## GENERAL

**0801.** Orders, decorations and medals are to be worn with uniform on the occasions indicated in **Chap 10** and as prescribed in this chapter. Within this chapter the term 'riband', is used for any material from which may be suspended Orders, Decorations or Medals. The term 'ribbon' is used for that material that is stitched directly on to a uniform to denote the award of an Order, Decoration or Medal.

### **Award Ceremonies.**

**0802. Investitures.** Investitures are held at Buckingham Palace, Holyrood House and Cardiff Castle for the presentation of awards by the Sovereign or other members of the Royal Family on the Sovereign's behalf. The Sovereign receives privately and invests all those who are appointed Knights of the Garter and the Thistle, Members of the Order of Merit and Companions of Honour. The Sovereign also receives privately some recipients of honours in other orders, particularly those who have rendered private or personal service to the Sovereign. In addition to the above mentioned, recipients of the Victoria Cross, George Cross, Knights and Dames Grand Cross, Knights and Dames Grand Commanders also Knights and Dames Commander are summoned to Buckingham Palace, provided they are in the United Kingdom and it is possible for them to attend. If recipients of the Victoria Cross or George Cross are unlikely to be in the United Kingdom for a considerable time arrangements may be made for the awards to be presented overseas by the appropriate representative of the Sovereign.

**0803.** Recipients of the following awards who are in the United Kingdom will be summoned to Buckingham Palace under the arrangements notified by the Central Chancery of the Orders of Knighthood, alternatively, those serving abroad who are unable to attend an Investiture in the UK may elect to have their award presented by the appropriate representative of the Sovereign.

- a. Companions, Commanders, Officers, Lieutenant and Members of British Orders.
- b. Distinguished Service Order.
- c. Royal Red Cross.
- d. All decorations and medals awarded for gallantry.
- e. Polar Medal.

f. Royal Victorian Medal.

**0804. Attendance.** Those invited to private ceremonies and recipients of all awards, which qualify for attendance at Buckingham Palace, are summoned to attend by the Central Chancery of the Orders of Knighthood. A person receiving an award at an investiture is usually entitled to bring three guests.

**0805.** If a person is unable to attend an investiture through ill-health, or service abroad, attendance may be deferred. However, in cases when permanent ill-health prevents attendance at an investiture, arrangements can be made thru the Central Chancery at St James Palace for insignia to be sent by post.

**0806. Recipients of Other Awards.** Those mentioned in despatches, commended for bravery, bravery in the air or for valuable service, or awarded medals for meritorious service or for long service and good conduct, receive their award on a parade or at a ceremony arranged by the Commanding Officer.

**0807. Posthumous Awards.** In cases of posthumous awards for gallantry, or when death occurs before an order, decoration or medal awarded for gallantry can be presented, the next-of-kin (subject to their being legally entitled to receive the insignia) may attend a private investiture in Buckingham Palace.

**0808. Effective Date for wearing of Ribbons and Insignia.** From the effective date of an award, the person concerned is to wear the ribbon of the award with day uniform and the miniature on the brooch with evening uniform (see para **0859**). A title and/or post nominal letters associated with an award are used with effect from the date of the award. When appointed to a higher grade within the same division of an order, the insignia of the lower grade may no longer be worn, e.g CBE (military) appointed to a KBE (military) ceases wearing the CBE badge from the award date even though the KBE insignia may not have been presented.

**0809. Orders of Dress.** Orders of dress for Ceremonial Occasions are detailed at Chap 10.

**0810.** Immediately after an investiture, recipients of awards are given a case for holding the insignia, together with brief instructions for wearing them. Warrants of Appointments are forwarded later from the Central Chancery.

### **Return of Insignia on Death of Holder**

**0811.** The following insignia are normally handed back and personally to the Sovereign by the nearest male relative of the deceased holder after instructions are received from the Private Secretary.

a. Order of the Garter – Star and Badge (Lesser George).

b. Order of the Thistle – Star and Badge.

Executors are to return the following insignia of deceased holders direct to the Central Chancery. (St James's Palace, London, SW1 1BH).

a. Order of the Garter – the Garter.

b. Collars with badges appending of the Orders of the Garter and Thistle, also of Knights and Dames Grand Cross of the Order of the Bath.

c. Collars of Knights and Dames Grand Cross of the Order of Saint Michael and Saint George, the Royal Victorian Order and the Order of the British Empire.

d. The Royal Victorian Chain.

Other insignia may be retained by the person legally entitled to receive them under the terms of the Will of the deceased.

### **Lost Insignia**

**0812.** Applications for replacement of lost insignia, accompanied by a full report outlining the circumstances and action taken to recover the items, should be sent direct to the Central Chancery in respect of.

a. Order of Knighthood.

b. Distinguished Service Order.

c. George Cross.

d. George Medal.

e. Coronation and Jubilee Medals.

Applications of replacements should be sent through normal channels to AMP (Sec) 1c for decorations and PMA (Sec) 1c for medals (see **QR J257**). Replacement may be at public expense if the loss is due entirely to unavoidable circumstances arising out of the exigencies of the Service, otherwise replacement is on prepayment. Insignia belonging to deceased persons is not normally replaced. Decorations for gallantry may be replaced to the direct next-of-kin of the first generation, upon prepayment. Certified copies of Warrants of Appointment can be obtained from the Central Chancery of the Orders of Knighthood.

### **Sequence In Which Insignia Is Worn**

**0813.** A general pictorial description of order of wear for medals is shown at Annex E to this chapter. A full list, Annex F shows the order in which Orders, Decorations and Medals should be worn; the list also indicates where it is appropriate to use letters after the name.

### **EMBLEMS**

#### **Mentions in Despatches**

**0814.** Mentions in Despatches, the award of King's Commendations and Queen's Commendations, are to be indicated by wearing the following emblems in the manner prescribed.

##### **a. Mentions in Despatches**

(1) 1945 – 1993. A single bronze oak leaf, if granted for service in operations after the cessation of hostilities, is to be worn on the ribbon of the appropriate general service or campaign medal (See Note 1).

(2) 1993 and Subsequently. The single silver oak leaf Emblem for gallantry in active operations from 3rd September 1993, if awarded for services in a theatre for which a campaign medal or a clasp has been granted, is worn on the riband of the appropriate medal. If the award is made for services out of theatre or in a theatre for which no campaign medal or clasp has been granted, the Emblem is to be worn directly on the coat after any Medal ribands.

b. **Queen's Commendation For Brave Conduct Or Valuable Service In The Air**

(1) **Queen's Commendation for bravery (1994 and subsequently).** The Emblem of silver laurel leaves granted to a civilian is worn directly on the coat after any Medal ribands. When the Emblem is granted to Armed Forces personnel it should be worn in a similar manner to that described above for Mentions in Despatches (1993 and subsequently).

(2) **Queen's Commendation for valuable service in the air (1952-94).** The silver badge granted to denote a civil King's Commendation or Queen's Commendation for valuable service in the air is worn on the coat immediately below any Medals or Medal ribands. In civil airline uniform the badge is worn on the panel of the left breast pocket.

(3) **Queen's Commendation for bravery (1994 and subsequently).** The silver eagle Emblem granted to civilians is worn directly on the coat after any Medal ribands. When the Emblem is granted to Armed Forces personnel it should be worn in a identical manner to that described above for Mentions in Despatches (1993 and subsequently).

(4) **Queen's Commendation for valuable service (1993 and subsequently)** The Emblem of silver oak leaves should be worn in a identical manner to that described above for Mentions in Despatches (1993 and subsequently).

**0815.** There are three sizes of each emblem, prior to September 1993 (see Note 2), for wear as follows:

a. **Large.** With full size medal, mounted in the centre of the ribbon at an angle of 60 degrees from the inside edge of the ribbon with the leaf/leaves pointing upwards towards the wearer's left shoulder. For the South Atlantic Medal the rosette is placed centrally with the oak leaf above it.

b. **Medium.** When medal ribbon only is worn, mounted horizontally across the ribbon with the stalk pointing to the wearer's right. For the South Atlantic Medal the rosette and oak leaf should be side by side with the oak leaf nearest the left shoulder.

c. **Small.** When miniature medals are worn mounted in the same way as when full size medals are worn.

**Note 1.** If the designated medal has not been granted, the emblem is to be worn on a piece of cloth of the same colour as the uniform after any medal ribbon. If there are no medal ribbons, these emblems and/or those awarded for meritorious service or gallantry are to be worn in the position in which a single ribbon would be worn. When medals are suspended from a brooch and there is no ribbon which can carry the emblem, it is to be sewn on either blue/grey or stone ribbon (i.e. to match the garment on

which it is being worn), fixed to the brooch and positioned as already mentioned. Irrespective of the number of Mentions in Despatches or King's or Queen's Commendations granted (whether for bravery or bravery in the air) and, irrespective of the status of the person at the time of the award, one emblem only is to be worn on each appropriate ribbon in respect of service in the Second World War or after. Similarly, not more than one emblem is to be worn directly on the appropriate garment. This emblem is not to be worn on the greatcoat or outerwear. The same positioning applies to a ribbon brooch worn on warm-weather clothing.

**Note 2.** Post September 1993, only medium and small sized emblems are provided. The medium size is worn on both medal ribbon and ribbon bar. The eagle emblem of both sizes should be worn horizontally.

### Other Emblems

**0816.** Certain emblems are authorised for wear on ribbons of some British orders, decorations and medals, to indicate the wearer has been awarded a bar or clasp to the original decoration or medal for subsequent acts of bravery and further distinguished conduct in the air or field. The emblems do not form part of the initial award and are not to be worn when the order, decoration or medal is worn in either full or miniature size: (see Note 1.)

- |   |   |  |
|---|---|--|
| a. Victoria Cross                                 | } | The original award includes a miniature replica of the cross in the centre of the ribbon (bronze for the VC and silver for the GC). The award of a bar to the original decoration is to be marked by the addition of a second miniature cross on the ribbon. An additional cross being added for each bar awarded. |
|   | } |  |
|   | } |  |
| b. Distinguished Service Order                    | } | A small silver rosette in the centre of the ribbon. When two or more bars have been awarded to one of these orders, decorations and medals, the corresponding number of rosettes is to be worn.  |
| Conspicuous Gallantry Cross                       | } |  |
| Military Cross                                    | } |  |
| Distinguished Flying Cross                        | } |  |
| Air Force Cross                                   | } |  |
| Distinguished Conduct Medal<br>(Now discontinued) | } |  |
| Conspicuous Gallantry Medal                       | } |  |

(Flying) (Now discontinued)	}	
Military Medal	}	
(Now discontinued)	}	
Distinguished Flying Medal	}	
Air Force Medal	}	
George Medal	}	
Medal for Meritorious Service	}	
c. Order of the British Empire	}	A silver oak leaf emblem. (See Note 1)
British Empire Medal	}	
(Now discontinued)	}	
d. 1939 – 1945 Star	}	A small silver gilt rosette (see Note 2) in the centre of the ribbon to indicate the grant of
	}	the clasp 'Battle of Britain'.
e. Atlantic Star	}	A small silver rosette (see Note 2) in the centre of the ribbon to indicate a clasp granted as
Aircrew Europe Star	}	an alternative award.
Africa Star	}	
Burma Star	}	
France and Germany Star	}	
f. Long Service and Good	}	A small silver rosette in the centre of the ribbon.
Conduct Medal	}	
g. Cadet Force Medal Royal	}	A small cupro-nickel rosette in the centre of the ribbon. When two bars have been
Observer Corps	}	awarded to one of these medals, a second rosette is to be worn.
(Now discontinued)	}	
h. South Atlantic Medal	}	A medium size silver plated rosette in the centre of the ribbon indicates service on the
	}	Falkland Islands or their Dependencies (if entitled)



**Note 1.** Appointments to and promotions within the Order of the British Empire and awards of the British Empire Medal which have been granted on or after 14 January 1958 for gallantry, are indicated by an emblem of two silver oak leaves on the ribbon when worn with and without the order or medal.

**Note 2.** Not more than one clasp may be awarded to any one of these stars and only one emblem may be worn on any one of these ribbons, except for the South Atlantic Medal when two emblems may be worn.

**0817.** A small silver cross is superimposed on the ribbon of the Order of St John when it is worn without insignia.

### **The Elizabeth Cross**

**0818** The Elizabeth Cross and Memorial Scroll are granted to the Next of Kin of UK Armed Forces personnel who have died on operations or as a result of an act of terrorism in national recognition of their loss and sacrifice. The Elizabeth Cross is not a posthumous medal for the fallen but an emblem demonstrating tangible national recognition for Service families for their loss. The Elizabeth Cross is made of hallmarked silver and is in the form of a cross with a laurel wreath passing between the arms. The arms of the Cross bear floral symbols representing England (Rose), Scotland (Thistle), Ireland (Shamrock) and Wales (Daffodil). The centre of the Cross bears the crowned Ciphers of Her Majesty The Queen. The reverse of the Cross is engraved with the name of the Service person in whose memory it is granted. The Elizabeth Cross, accompanied by a miniature version, is presented in a black leather style presentation box with the Royal Ciphers on the lid and the Royal Coat of Arms on the inner silk lining.



### **Wearing in Civilian Clothing**

**0819.** The Elizabeth Cross is not a medal and there are therefore no formal rules for its wear on civilian clothes. It is an emblem designed for wear by both men and women on the lapel/collar of a jacket and the recipient may wear it at any time he/she deems appropriate. It is intended that the Elizabeth Cross will be worn on formal occasions such as Remembrance Sunday with the miniature being worn at less formal events, or every day if desired.

### **Wearing in Uniform**

**0820.** Wearing the Elizabeth Cross in uniform is entirely at the discretion of the recipient. It may be worn in formal orders of uniform when other medals are worn but the Elizabeth Cross is to be worn above the breast pocket on the right side i.e. the opposite side to all other medals. It is to be worn centred above the breast pocket button such that the base of the Cross is 5mm above the pocket seam. The miniature Cross may be worn when other miniatures are worn but again it is to be worn on the right side of the uniform. Questions about wearing the Elizabeth Cross in uniform are to be direct to UCPSM Cer and Pol.

## **FOREIGN INSIGNIA**

### **Acceptance and Permission to Wear**

**0821.** Insignia of foreign orders, decorations and medals, conferred by Heads of Governments of foreign status and by members of the Commonwealth overseas of which the Sovereign is not Head of State may only be accepted or worn with the prior permission of the Sovereign. Two kinds of permission are given, namely unrestricted and restricted. The former authorises the insignia to be worn on all occasions when British insignia are worn and the latter limits wear to specific occasions. Authority in regard to foreign orders is signified by either:

- a. Warrant under the Royal Sign Manual which grants unrestricted permission to wear the insignia, or
- b. Is published in the London Gazette, or

c. Letter from the Sovereign's Private Secretary to the person concerned granting restricted permission and indicating the occasions when the insignia may be worn.

State decorations not carrying membership of an order of chivalry and medals are subject to the same regulations as orders but permission is conveyed by letter. However, campaign and commemorative war medals are subject to a different procedure as details of these awards and entitlement to wear the insignia are promulgated at the appropriate time by the Ministry of Defence. Medals for saving or attempting to save life on land or at sea, whether conferred on behalf of the head of Government of a foreign state or private life saving societies or institutions, may be accepted and worn without restrictions, subject to the limitations imposed by para **0847**.

**0822.** Regulations governing acceptance and wearing of foreign and Commonwealth awards are defined in **QRs J246 and J247** and **Appendix 5**. All permissions and enquiries through P1 to AMP (Sec) 1c.

### **Occasions for Wear**

**0823.** The regulations governing the wearing of British orders, decorations and medals apply also to foreign orders, decorations and medals for which full permission for wearing has been given. Those subjected to restricted permission may, however, only be worn whether in full size or miniature, on the occasions mentioned in the letter of authority, whereas the ribbons are not to be worn on any occasion.

**0824.** Stars of foreign orders are worn on the right or left breast according to the regulations laid down by the Sovereign or Head of State by whom they are conferred. When it is the foreign custom to wear stars and/or badges on the right breast, the same procedure is to be adopted on all occasions when these insignia are worn by British nationals with uniform and plain clothes.

**0825.** When worn without their insignia, ribbons of foreign orders, decorations and medals, for which full permission to wear has been given, are to be the plain ribbons except for those which include an emblem and rosette on the ribbon of the badge or insignia of the order. In these cases, the emblem and rosette are to be worn. The ribbon is to be that of the grade or class which most closely conforms in width to that of a British medal ribbon i.e. 1¼" (3.1cm) provided a ribbon of a higher grade or class to that awarded is not worn. 'Semi-knots' in addition to the rosette are worn on the ribbon of the French Legion of Honour by officers who have received the following classes of that decoration.

- a. Grand Cross            Two 'semi-knots' of gold ribbon.
- b. Grand Officer        One 'semi-knots' of gold and one of silver ribbon.

c. Commander Two 'semi-knots' of silver ribbon.

The 'semi-knot' ribbon is ¼" (6mm) wide and, with the rosettes, is to be worn according to French custom.

**0826.** At functions organised by or for a representative of a foreign state, the star and/or neck decoration of that state, possessed by the wearer, is/are to be given precedence over similar British insignia. For instance, it would be appropriate for a Grand Officer of the Legion of Honour to wear the star and badge of that order at an official function at the French Embassy in place of the senior British star and badge usually worn. This procedure ensures that due respect is paid to the state concerned. Decorations and medals mounted on a brooch should not be rearranged.

**0827.** In foreign countries, British officers are to wear their foreign stars and badges when foreign officers wear theirs. In the United Kingdom and other countries of the Commonwealth of which the Sovereign is Head of State, all foreign insignia will normally be worn after British insignia. Those granted several foreign orders, decorations and medals should wear them in order of the respective award dates. However, see notes to **Annex F** for exceptions to this rule.

## **WEARING OF INSIGNIA AND ACCOUTREMENTS WITH DAY UNIFORM**

### **Breast Ribbons**

**0828. Method of Wear.** With day uniform, ribbons of the orders, decorations and medals mentioned in **Annex F**, together with any emblems to which the wearer is entitled, but without insignia, are to be worn on the left breast of the jacket, frock or frock coat, as appropriate, of No 1 and No 6 SD (see paras **0846** and **0847** regarding non-military medals). Neither ribbon nor insignia are to be worn on shirts in temperate and warm-weather areas, HD jerseys, greatcoats, outerwear, coveralls, combat or protective clothing.

**0829. Positioning of Breast Ribbons.** Ribbons are to be worn in the sequence indicated in **Annex F**, in importance with the senior ribbon nearest the lapel (and in the top row when more than one row is worn). They are to be sewn without intervals on uniforms worn in temperate areas. Ribbons are to be  $\frac{7}{16}$ " (11mm) long and those of orders are to be the width of the ribbon of the membership of the order. If there is no membership class the ribbon is to be the width of the companionship of the order (i.e. 1½" (3.8 cm) for the Orders of the Bath and British Empire). A row is to consist of not more than four ribbons. When more than four ribbons are worn, they are to be made up to display as many complete rows of four as possible with any incomplete row at the top. Each succeeding row is to be placed centrally above the row immediately below it, except when it is necessary for any row or rows to be shortened. To ensure that no ribbon is either wholly or partly obscured by the lapel or collar, the upper row or rows is/are to be shortened as necessary to display as many complete ribbons as possible in the space between the edge of the lapel or collar and sleeve head seam. The edges of the ribbons nearest the shoulder in each complete row must be in line

vertically with the bottom row. The bottom row of ribbons is to be located immediately and centrally above the flap of the breast pocket, or in a similar position where pockets are not fitted. The space between rows is to be  $\frac{1}{8}$ " (3mm) but, if four or more rows are worn, they are to be without space between rows.

### **Ribbon Brooches – Warm Weather Areas**

**0830.** To facilitate detachment from uniforms worn in warm-weather areas, ribbons and emblems are to be mounted on a brooch for wear with No 6, and No 11 SD uniforms. Brooches are obtainable in sizes 1 to 4, size 1 accommodating one ribbon, each subsequent size allowing for an additional ribbon. Multiples are also available for use by holders entitled to more than one row of ribbons. Ribbons and emblems are to be mounted on the brooch in the same manner as indicated in paras **0814, 0815, 0816** and **0829**.

### **Badge Brooches**

**0831.** On ceremonial occasions, insignia of orders, decorations and medals, which are appropriate to wear on the breast, together with emblems are to be suspended from a single line brooch of which no part is to be visible. The brooch is worn with No 1, 1A, 6 and 6A SD and is to be fixed to the garment in a horizontal position by beackets to cover, whenever possible, any ribbons already on the garment. Brooches are available in sizes 1 to 5 but should not be confused with the brooch worn with uniform in warm-weather areas referred to in para **0829**.

**0832. Mounting.** Medals are to be mounted in the sequence indicated in **Annex F**, in importance with senior award on the wearer's right. When, because of numbers, insignia cannot be suspended from the brooch so that they can be fully seen, they are to overlap with the senior award showing in full. Medals are to be worn showing the obverse side uppermost (normally the Sovereign's head). Bars and clasps are to be affixed so that they are equidistant from the top and bottom of the ribbon. The first bar or clasp awarded is to be nearest to the medal, additional clasps are worn above in the sequence of qualifying dates. A large size emblem denoting a Mention in Despatches or a King's or Queen's Commendation is to be worn with the appropriate medal and affixed in the manner indicated in paras **0814** to **0815**. A length of ribbon is to be worn in the assigned position in respect of any Order awarded (LVO, MVO, OBE, MBE and DSO), decoration or medal awarded but not received. This only applies when two or more are to be worn.

**0833. Court Mounting.** With the exception of WOs & below in the QCS and personnel serving with the Queens Household, court mounting is carried out at private expense. As an alternative, orders, decorations and medals may be mounted in 'court' style, i.e. the insignia are mounted on a frame, the length of which will depend on the first order, decoration or medal to be mounted. The frame must show  $1\frac{1}{4}$ " (3.2cm) of ribbon from the top of the frame to the ring or bar of the order, decoration or medal. The ribbon is extended over the back of the frame and up the front, so that it covers the frame behind the insignia. The insignia are sewn to the frame, which should reach to approximately the centre of the

orders, decorations or medals; they are to be level at the bottom edge. The main advantage of the 'court' style, mounting is that the insignia are fixed firmly and the risk of damage by abrasion to enamelled and minted facings is reduced. A basic example of court mounting can be found at Annex E.

**0834. Medal Riband Length.** The riband on which an order, decoration or medal is suspended, is normally to be 1¼" (3.2cm) in length; shorter ribands are not to be worn. When two or more orders, decorations or medals are worn, they are to be arranged so that the lower edges (or the lowest point of stars) are in line. Exceptionally, because of differing lengths of decorations and medals and the addition of bars or clasps, it may be necessary to have ribands of a greater length than 1¼" (3.2cm).

### Collars of Orders

**0835.** Collars of orders of knighthood are to be worn by Knights of the Garter, Knights of the Thistle, Knights and Dames Grand Cross and Knights and Dames Grand Commanders, at appropriate ceremonies held on the following days and on other full ceremonial occasions when due notification is given.

Easter Sunday    Ascension Day  
Whit Sunday    Trinity Sunday

#### January

1<sup>st</sup> New Year's Day  
6<sup>th</sup> The Epiphany  
25<sup>th</sup> Conversion of St Paul

#### February

2<sup>nd</sup> Presentation of Christ in the Temple  
6<sup>th</sup> The Queen's Accession

#### March

1<sup>st</sup> St David  
17<sup>th</sup> St Patrick

#### June

2<sup>nd</sup> The Queen's Coronation  
10<sup>th</sup> The Duke of Edinburgh's Birthday  
24<sup>th</sup> St John the Baptist

#### August

6<sup>th</sup> Transfiguration

#### September

29<sup>th</sup> St Michael and All Angels

25<sup>th</sup> Lady Day

**April**

21<sup>st</sup> The Queen's Birthday

23<sup>rd</sup> St George

**May**

29<sup>th</sup> Restoration of the Royal Family

**November**

1<sup>st</sup> All Saints

30<sup>th</sup> St Andrew

**December**

25<sup>th</sup> Christmas Day

26<sup>th</sup> St Stephen

28<sup>th</sup> Innocents Day

**0836.** In addition to the dates given above, Collars should also be worn when Her Majesty The Queen opens or prorogues Parliament, and by those taking part in the Ceremony of an introduction of a Peer or a Peeress, in the House of Lords. Collars should not be worn after sunset, nor by those who are mounted on ceremonial parades, such as Trooping the Colour, unless directions to that effect are specifically given.

**0837.** When wearing uniform, the collar with the badge appendant, should be worn under the shoulder boards or the epaulettes of the coat and over the aiguillettes. The collar should hang an equal distance back and front. When worn with mourning dress, the collar, with the badge appendant, should be worn over the shoulders, hanging an equal distance back and front. The method of fastening on each shoulder is optional – cotton stitches of an appropriate colour or the use of small gold safety pins is recommended.

**Broad Riband**

**0838.** Persons with two or more collars are to wear only one at a time (normally the senior). When a collar is worn, the associated broad riband with badge appendant is not to be worn but may be replaced by the broad riband with badge appendant of another order that person is entitled to wear.

**0839.** Broad ribands worn by men are either 3¼ or 4" (9.5cm or 10cm) wide, depending on the order, those worn by women are 2¼" (5.7cm) wide. They are worn on full ceremonial occasions by Knights of the Garter, Knights of the Thistle, Knights and Dames Grand Cross and Knights and Dames Grand Commanders. They are to be worn over the appropriate shoulder under the shoulder strap (if any), across the chest and under waist belt or sash), both back and front. The bow from which the badge is suspended rests on the hip below the belt or sash. Knights of the Garter and Knights of the Thistle wear them over the left shoulder and on the right hip. A broad riband is worn under the aiguillette. The badge (1<sup>st</sup> class) is never to be worn as a neck decoration but, on collar days, is to be suspended from the appropriate collar. Collars of the

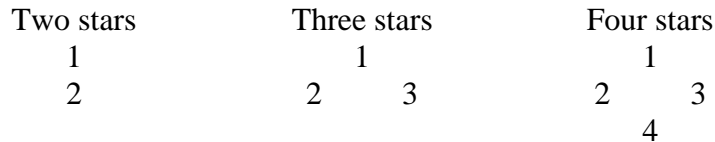
Orders of the Garter, Thistle and Bath are already fitted with a badge. For other orders, the badge must be detached from the bow of the broad riband and attached to the collar.

**0840.** Only one broad riband is to be worn at a time. If a person possesses more than one, it is usual to wear that of the senior order. However, it is permissible to wear that of a junior order, particularly at functions organised by or for a representative of a foreign state when a broad riband of the country should be worn in preference to that of a British order.

**Stars**

**0841.** Holders of British stars (1<sup>st</sup> and 2<sup>nd</sup> class) are always to wear them full size on the left breast. Some stars of foreign orders are intended for wear on the right breast and should be worn in this position with uniform. The maximum of British stars that may normally be worn is three but this number may be increased to four if attending a function organised by or for a representative of a foreign state and the wearer holds a star of that state. Only one foreign star may be worn with uniform on any occasion (see paras **0821** and **0822**).

**0842.** A single star is positioned over the jacket/tunic pocket or in a similar position when a pocket is not incorporated into the garment. When wearing two stars, the senior is to be placed directly above the other star with the latter placed in a slightly lower position in relation to the pocket. The three stars are to be worn in a triangular formation and four stars in a diamond pattern. The precedence of position is (looking at the wearer):



A holder of two or more foreign stars from the same country is normally to wear that which has been awarded first.

**0843.** The correct manner of wearing British and foreign stars is indicated in the following examples:

**a.** Three British and one French star

- (1) At a non-French function, the three British stars only are to be worn.



(2) At a French function, if the French star is one worn on the left breast, the stars are to be worn in diamond formation with the French star in position 1, the senior British star in position 2 and the others in positions 3 and 4. If the French star is one worn on the right breast, the British stars are to be worn on the left breast in triangular formation with the senior in position 1 and the others in position 2 and 3. The French star is to be placed centrally on the right breast.

b. Two British and one French star

(1) At a non-French function, the two British stars only are to be worn.

(2) At a French function, if the French star is one worn on the left breast, the stars are to be worn in triangular formation with the French star in position 1, the senior British star in position 2 and the other in position 3. If the French star is one worn on the right breast, the senior British star is to be placed directly above the other on the left breast and the French star is to be placed centrally on the right breast.

c. One British and one French star

(1) At a non-French function only the British star is to be worn.

(2) At a French function, if the French star is worn on the left breast, it is to be worn in position 1 directly above the British star on that side. If the French star is one worn on the right breast, it is to be worn centrally on that side with the British star in a similar position on the left breast.

d. One French star only. The French star is only to be worn at a French function either on the left or the right breast, as appropriate.

### Neck Decorations

**0844.** Badges of the Order of Merit, Order of the Companions of Honour and of the 2<sup>nd</sup> and 3<sup>rd</sup> classes of a British order (not DSO), are to be worn with jacket style uniform round the neck on a ribbon of miniature width  $\frac{5}{8}$ " (16mm), i.e. narrower than that used at the investiture. On full ceremonial occasions a maximum of two neck badges (including any foreign badge) may be worn. On ceremonial occasions only one neck badge is permitted. A single badge is to be worn with the ribbon under the shirt collar so that the badge hangs over the tie  $\frac{3}{4}$ " (19mm) just below the knot (Chaplains, over the clerical stock). Those granted badges of more than one order are normally to wear the ribbon of the senior badge under the shirt collar and a second badge suspended from the ribbon emerging  $\frac{3}{4}$ " (19mm) below the top buttonhole in the jacket/tunic.

A small eye is stitched inside the garment to which the ribbon is fastened by a hook. If more than two foreign neck badges are held, the seniority is governed by the date of award (see paras **0821** and **0822**) in regard to foreign insignia and para **0848** for dress style uniform).

### **Service for an Order of Knighthood**

**0845.** At a service organised for members of an order of knighthood, only the insignia of that order is prescribed for wear, e.g. at a service for the Order of the Bath the holder of a KBE and CB should only wear the CB neck badge. However, at a service for the Order of the British Empire, the holder of an OBE or MBE may also wear any other insignia mounted on the brooch. There is no need to detach any insignia from the brooch when attending this type of service.

### **Non-Military Medals**

**0846.** The only non-military medals that can be awarded for acts of gallantry and are allowed to be worn with uniform are:

- a. British official medals, e.g. the Medal for Saving Life at Sea (formerly Board of Trade Medal). These are worn on the left breast.
- b. The medals of the Royal Humane Society, the Stanhope Gold Medal awarded by that body, the Medal of the Royal National Lifeboat Institution, and the Life Saving Medal of the Order of St John of Jerusalem. These are worn on the right breast, in a similar position to the military medals that are worn on the left breast.
- c. Medals awarded on behalf of the head of Government of a foreign state. These are worn on the left breast.

**0847.** Not more than two of the medals mentioned in para **0846** may be worn for one act of gallantry, viz one British official medal and one of the medals mentioned in sub-paras b and c. In no circumstances are medals awarded by private societies, other than those mentioned in sub-para b, to be worn with uniform. When any of the medals referred to above are awarded to RAF personnel a statement of the fact is to be sent to the AMP(Sec)1c so that the necessary authority may be issued for the distinction to be worn.

### **Insignia worn by Women**

**0848.** With the exception of the Royal Victorian Chain, women wear orders, decorations and medals with uniform jackets in the same manner as men. However, with dress style uniform, badges of the 2<sup>nd</sup> and 3<sup>rd</sup> class of British orders (DCB, DCMG, DCVO, CB, CMG, CVO and CBE)

are worn on a bow below the badge brooch with No 6 and 6A SD instead of round the neck as with No 1 and 1A SD. When these badges are presented to women, two alternative ribbons fittings are provided.

### **Insignia Worn by Chaplains**

**0849.** Chaplains participating in a parade or religious service are to wear orders, decorations and medals when personnel on parade or in the congregation are required to do so.

### **Awards Prior to Establishment**

**0850.** A person awarded any of the orders, decorations and medals listed in **Annex F** (including foreign insignia for wear by the Sovereign) is entitled to wear the appropriate insignia irrespective of status at the time of the award. For example, a policeman awarded the George Medal is entitled to wear the ribbons and medal on RAF uniform if he subsequently enlists in the Service.

### **Insignia Worn Under Greatcoats**

**0851.** Greatcoats worn by RAF and PMRAFNS personnel are not buttoned up to the neck on ceremonial occasions and, when worn with full ceremonial dress, those entitled should normally wear their senior neck decoration. Aiguillettes, orders, decorations and medals need not be worn under the greatcoat unless the garment has to be removed soon after the ceremony. This might apply at a parade to present a Queen's Colour or Squadron Standard, when the ceremony is to be immediately followed by persons being presented indoors to a member of the Royal Family.

### **Dress with which Insignia may be Worn**

**0852.** Orders, decorations and medals which may be worn with No 1 and 1A SD are indicated in **Annex A** to this chapter, No 6 and 6A SD in **Annex B**.

### **Aiguillettes, Cyphers and Swords, etc**

**0853.** Information on the wearing of aiguillettes and cyphers is given in **Chap 9**; swords, sword belts, ceremonial belts, white polyethylene webbing and white gloves are covered in **Chap 10**.

## WEARING OF INSIGNIA AND ACCOUTREMENTS WITH EVENING UNIFORM

### Foreign Insignia and Non-Military Medals

**0854.** The regulations for wearing foreign insignia and non-military medals with evening uniform are the same as for wear with day uniform (see paras **0821** to **0822** also **0846** and **0847**).

### Ribbons

**0855.** Except with No 4 SD when worn in temperate areas, ribbons without insignia or orders, decorations and medals, are not to be worn with evening uniform

### Miniature Orders, Decorations and Medals

**0856. Occasions for Wear.** Miniature badges or orders, decorations and medals are normally reserved for evening functions and are worn with No 5, 5A, 5B and 8 SD uniforms (Mess Dresses). Foreign awards are subject to the same rules for full size versions at **Para 0821**.

**0857. Badge & Riband Sizing.** Miniature medals are to be approximately half the size of the equivalent full size medal, miniature Orders are to be half the size of the lowest class of the full order. The length of miniature ribands is to be the same as that for full size badges mounted on a brooch, (see Para **0833**). However, the width and design of ribands is to be scaled down to half full size.

**0858. Mounting.** All miniature orders, decorations and medals to which the wearer is entitled, should be mounted together on a single medal brooch in the manner prescribed for full size badges in Para **0832**. The length of the miniature brooch will vary according to the number of miniatures mounted but it is never to project beyond the inside edge or shoulder seam of the jacket. Ribands are to overlap if necessary and badges may be mounted in 'court style', (see Para **0834**). The medal brooch is worn as follows:

- a. On the left lapel of the jacket,  $\frac{1}{8}$ " (3mm) below a flying badge or  $\frac{1}{2}$ " (13mm) below a flying badge or  $\frac{1}{2}$ " (13mm) below a medical, dental, or chaplaincy collar badge and in a corresponding position when there is no entitlement to a distinguishing badge.

**0859. Mixing of Full Size and Miniature Orders.** It is not permissible to wear a single miniature of an Order if the full size version is being worn, for example, a CBE neck badge and CBE miniature worn singly. However an example of the miniature Order may be worn if the individual is wearing two or more Orders, Decorations or Medals in miniature form on their medal brooch.

## Collars of Orders

**0860.** Collars of orders are not worn with evening uniform.

## Broad Ribands

**0861.** A broad riband is worn with No 5, 5A, 5B and 8 SD uniforms (Mess Dresses) on full ceremonial occasions and ceremonial occasions with the badge resting on the appropriate hip in the following manner: A shortened version, purchased at own expense, is worn under the jacket but over the waistcoat of No 5A and 5B SD and over the cummerbund of No 8 SD. It does not pass over the shoulder and down the back as with day uniform but is to be fastened on the waistcoat of No 5A SD at the front of the armhole with two holes and buttons and at the opposite hip front by a pointed flap with a buttonhole. With No 8 SD the riband is to be similarly fastened to the shirt and cummerbund. The top of the riband is to be fastened to avoid sagging and undue covering of the shirt front. For females wearing a dress, then the appropriate riband is worn over the appropriate shoulder, across the chest and down the back with the bow from which the badge is suspended, resting on the opposite hip where it should be attached to the dress to prevent movement, (see paras **0839** and **0840** in regard to the correct shoulder for wear and persons possessing more than one riband).

## Stars

**0862.** On full ceremonial evening occasions, a maximum of three British and one foreign star (all full size) are worn on the appropriate breast with No 5A and 8 SD. On ceremonial evening occasions a maximum of two stars are worn with No 5B and 8 SD. Stars attached by beackets are positioned as follows:

### a. Mess Dress

- (1) One star. Centrally, covering the middle button.
- (2) Two stars. One above the other, the senior between the top and middle buttons and the junior between the middle and bottom buttons.
- (3) Three stars. In triangular formation, the senior at the apex between the top and middle buttons and the other two horizontally in line between the middle and bottom buttons.

(4) Four stars. If four stars are worn on the left breast, they are to be in diamond formation with the foreign star at the top between the top and middle buttons. The centre worn horizontally in line between the middle and bottom buttons and the lower star in line vertically with the top one.

(See paras **0842** and **0843** regarding the precedence for positioning and occasions when a foreign star may be worn).

### **Neck Decorations**

**0863.** Only one neck badge may be worn with No 5, 5A, 5B and 8 SD. on full ceremonial or ceremonial evening occasions. The badge is to be of full size and when worn by men is suspended from a ribbon of miniature width ( $\frac{5}{8}$ " (16mm)) and worn round the neck under the tie with a stiff collar or under the collar with a soft collar. The badge should hang close up below the tie.

**0864.** Those granted badges of more than one order, normally wear that of the senior order (see para **0844** regarding foreign neck badges).

### **No 4 and 6 SD.**

**0865.** Neither badges of orders, decorations and medals nor ribbons are to be worn on No 6 or No 4 SD when worn as mess dress in warm-weather areas. The only occasion when insignia may be worn with No 4 SD is in temperate areas when Royalty are present. Insignia is to be full size and worn exactly in the same manner as for No 1 SD.

### **Insignia which may be Worn with Evening Uniform**

**0866.** Insignia which may be worn with No 4, 5A, 5B and 8 SD, also No 6 SD when worn as mess dress, are indicated in **Annex C** to this chapter.

### **Aiguillettes and Cyphers**

**0867.** The wearing of aiguillettes and cyphers with evening uniform is referred to in **Chap 9**.

## WEARING OF INSIGNIA WITH PLAIN CLOTHES

**0868. General.** The type of plain clothes and the insignia to be worn at a function will be notified by the sponsor. However, the wearing of orders, decorations and medals with plain clothes is always to be at the discretion of the holder. Details of insignia may be worn with this type of dress are indicated in **Annex D** to this chapter.

### Morning Dress

**0869.** Orders, decorations and medals are rarely worn with morning dress but may be prescribed for some important official functions such as State and Royal Air Force occasions, also religious services commemorating the Battle of Britain, other important anniversaries, orders of knighthood and memorial services for distinguished people. Insignia is to be of full size and worn as indicated in **Annex D** column c.

### Full Evening Dress

**0870.** Orders, decorations and medals may be worn with full evening dress on the following occasions:

- a. Parties and dinners when any of the undermentioned members of the Royal Family are present:

Her Majesty The Queen  
 His Royal Highness The Duke of Edinburgh  
 His Royal Highness The Prince of Wales  
 Her Royal Highness The Duchess of Cornwall  
 His Royal Highness The Duke of York  
 His Royal Highness The Earl of Wessex  
 Her Royal Highness The Countess of Wessex  
 Her Royal Highness The Princess Royal

Their Royal Highnesses:  
 The Duke and Duchess of Gloucester  
 The Duke and Duchess of Kent  
 Prince and Princess Michael of Kent  
 Princess Alexandra, the Hon Lady Angus Ogilvy

- b. Parties and dinners given in houses of ambassadors and ministers accredited to Her Majesty's Court, unless notified otherwise by the ambassador or minister concerned.
- c. Official dinners, receptions and balls, including Naval, Military and RAF dinners, dinners of City Livery companies and public dinners.
- d. Official occasions when the hosts are:
  - (1) The Lord Lieutenant of a county, within his county.
  - (2) The High Sheriff of a county, within his county.
  - (3) Cabinet ministers.
  - (4) Ex-Cabinet ministers.
  - (5) Knights of the Order of the Garter.
  - (6) Knights of the Order of the Thistle.
  - (7) Great Officers of State and of the Sovereign's Household.
  - (8) Lord Mayor and Mayors.
  - (9) Lords Provost and Provosts

The words 'evening dress, decorations' on the invitation card will be the intimation from the host that the entertainment is an official one and that full evening dress with full orders, decorations and medals should be worn in accordance with **Annex D** column d. However, those not in possession of this attire may wear a dinner jacket with insignia as indicated in column e of the annex.



### **Dinner Jacket**

**0871.** Occasions arise when it is more appropriate to wear a dinner jacket than full evening dress. The words 'dinner jacket, decorations' on the invitation card indicate that insignia should be worn with a dinner jacket in accordance with **Annex D** column e. This applies irrespective of whether the shirt being worn has a soft or stiff collar. The words 'dinner jacket, miniatures' imply that only those miniature orders, decorations and medals mounted on a brooch should be worn with this dress. 'Decorations' would be appropriate for wear with a dinner jacket when serving RAF officers are in No 5A SD; 'miniatures' when No 5B SD is worn.

### **Lounge Suit**

**0872.** On certain occasions it is appropriate to wear some orders, also decorations and medals with a lounge suit. When this applies, those entitled should wear the insignia in accordance with **Annex D** column f. One neck badge of an order is permitted and full size insignia mounted on a medal bar are worn on the left side as with uniform. Stars are not to be worn. On all such occasions, wearing insignia will be at the discretion of the holder.

### **Foreign Insignia and Non-Military Medals**

**0873.** The regulations for wearing insignia and non-military medals with plain clothes are the same as for wearing with uniform. (See paras **0821** to **0827**, **0846** and **0877**).

### **Ribbons**

**0874.** The ribbons of orders, decorations and medals, without the badges attached, may be worn on all occasions with all forms of plain clothes at the discretion of the holder. They should be sewn on the coat or dress or may be worn on a brooch.

### **Badges Brooches**

**0875.** The same badges which are mounted on a brooch for wear with uniform are suitable for wear with plain clothes. When worn by men with full evening dress and dinner jacket, the brooch is worn on the left lapel of the coat in a horizontal position, 1" (2.5cm) below the forward point of the shoulder. With morning dress and lounge suite, it is worn on the left breast of the coat in the same position as with uniform.

### **Collars of Orders**

**0876.** Collars of orders of knighthood are not worn with full evening dress, dinner jacket or lounge suit and are only worn with morning dress when specially ordered for an occasion such as a service of order of knighthood (see para **0838** in regard to those possessing two or more collars). The collar should be worn round the neck over the shoulders, hanging an equal distance back and front. The method of fastening on each shoulder is optional, either cotton stitches or an appropriate colour or small gold safety pins will suffice.

### **Broad Riband**

**0877.** On appropriate occasions, the shortened version of the broad riband with badge appendant, which is worn with evening uniform, may be worn with full evening dress over the waistcoat. The correct shoulder for wear is given in para **0836** and the method of attachment is indicated in para 0859a.

### **Stars**

**0878.** On suitable occasions, stars – (always full size) may be worn with morning dress and full evening dress. The number of stars their precedence and positioning are the same as for wear with uniform, (see paras **0838** to **0840**). A maximum of one star may be worn with a dinner jacket. Stars should be attached by beackets.

### **Neck Decorations**

**0879.** A neck badge may be worn on suitable occasions with morning dress, full evening dress, dinner jacket and lounge suite. The badge, full size, is suspended on a ribbon of miniature width worn round the neck, under the collar with a soft collar or under the tie with a stiff collar. The badge should hang close up below the bow tie or  $\frac{3}{4}$ " (19mm) below the tie knot in front of an open-ended tie, (see para **0844** regarding those granted badges or more than one order).

### **Insignia Worn by Women**

**0880.** The choice of plain clothes worn by women at a particular function should be influenced by the degree of formality of the dress prescribed for men, and insignia or orders, decorations and medals may be worn when it is appropriate. Badges on a brooch are worn on the left breast of the garment and, according to the occasion, are to be the same size as those worn by men. Holders of the RRC or ARRC should wear their badge mounted on the brooch. A broad riband may be worn centrally on the left side about 6" (15 cm) above the waist. Women holding

insignia of the 2<sup>nd</sup> and 3<sup>rd</sup> classes of British Orders, (see Serials 2 and 4 of the annex), may wear one neck badge (full size) mounted on a bow immediately and centrally below the badge brooch. Holders of more than one neck badge normally wear the senior badge but on certain occasions, a junior badge may be worn instead, if appropriate.

### **Insignia Worn on an Overcoat**

**0881.** Only those orders, decorations and medals normally mounted on a brooch may be worn on an overcoat by the holder.

### **Insignia Worn by Next of Kin**

**0882.** At certain functions, order, decorations and medals, mounted on a brooch belonging to next of kin may be worn on the right side of the coat, dress or overcoat. This would be appropriate when widows attend a Battle of Britain or Remembrance Day Service. Serving personnel should not wear orders, decorations or medals belonging to next of kin when in uniform.

INSIGNIA WORN WITH DAY UNIFORM IN TEMPERATE AREA

Ser No	Appointment	Dress Type	
		No 1 SD	No 1A SD
(a)	(b)	(c)	(d)
1	Knights of the Garter. Knights of the Thistle. Knights Grand Cross. Dames Grand Cross. Knights Grand Commanders. Dames Grand Commanders.	<p><b>Full ceremonial occasions</b></p> <p>A broad riband with badge appendant worn over the appropriate shoulder (see Note 1). Max of 4 stars on the left breast (see Note 2). A collar of knighthood is only worn if ordered for a special occasion (see Note 3).</p> <p><b>Ceremonial occasions</b></p> <p>Max of 2 stars. A broad riband and collar of knighthood are not to be worn</p>	<p><b>Full ceremonial occasions</b></p> <p>As in column c.</p> <p><b>Ceremonial occasions</b></p> <p>AVMs and above should wear No 1A SD with insignia as in column c.</p>
2	Knights Commander. Dames Commander.	<p><b>Full ceremonial occasions</b></p> <p>Stars as in Ser 1. Max of 2 neck badges (see Note 6).</p> <p><b>Ceremonial occasions</b></p> <p>Max of 2 stars and one neck badge</p>	<p><b>Full ceremonial occasions</b></p> <p>As in column c.</p> <p><b>Ceremonial occasions</b></p> <p>AVMs and above should wear No 1A SD with insignia as in column c.</p>
3	Knights Bachelor.	<p><b>Full ceremonial occasions</b></p> <p>The badge on the left breast as an order star.</p> <p><b>Ceremonial occasions</b></p> <p>As on full ceremonial occasions</p>	<p><b>Full ceremonial occasions</b></p> <p>As in column c.</p> <p><b>Ceremonial occasions</b></p> <p>As on full ceremonial occasions</p>
4	Members of the Order of Merit. Baronets. Companions of Honour. Companions of the several orders of the knighthood. Commanders of the Order of St John.	<p><b>Full ceremonial occasions</b></p> <p>Max of 2 neck badges (see Note 6).</p> <p><b>Ceremonial occasions</b></p> <p>Max of one neck badge.</p>	<p><b>Full ceremonial occasions</b></p> <p>As in Ser No 1, above</p> <p><b>Ceremonial occasions</b></p> <p>AVMs and above should wear No 1A SD with insignia as in column c.</p>

Ser No	Appointment	Dress Type	
		No 1 SD	No 1A SD
(a)	(b)	(c)	(d)
5	<p> Holders of the Royal Victorian Chain</p>	<p><b>Full ceremonial occasions</b> Worn round the neck in place of a neck badge by men and on the left side by women (see Note 7).</p> <p><b>Ceremonial occasions</b> As for full ceremonial occasions</p>	<p><b>Full ceremonial occasions</b> As in column c.</p> <p><b>Ceremonial occasions</b> AVMs and above should wear No 1A SD with insignia as in column c.</p>
6	<p>Persons who have been awarded the Victoria Cross and/or George Cross</p> <p>Companions of the Distinguished Service Order</p> <p>Member of the Royal Victorian Order (Class IV)</p> <p>Officers of the Order of the British Empire</p> <p>Members of the Royal Victorian Order (Class V)</p> <p>Companions of the Imperial Service Order</p> <p>Members of the Order of the British Empire</p> <p>Persons who have been awarded:</p> <p>Royal Red Cross (Class 1)</p> <p>Distinguished Flying Cross</p> <p>Air Force Cross</p> <p>Royal Red Cross (Class II)</p> <p>Order of St John (Officers, Serving Brothers, Serving Sisters)</p> <p>Medals</p>	<p><b>Full ceremonial occasions</b> Full size badges of orders, decorations and medals on a brooch on the left breast.</p> <p><b>Ceremonial occasions</b> As for full ceremonial occasions.</p>	<p><b>Full ceremonial occasions</b> As in column c.</p> <p><b>Ceremonial occasions</b> AVMs and above should wear No 1A SD with insignia as in column c.</p>

Ser No	Appointment	Dress Type	
		No 1 SD	No 1A SD
(a)	(b)	(c)	(d)
7	Max insignia which may be worn	<p><b>Full ceremonial occasions</b></p> <p>A broad riband with badge appendant</p> <p>4 stars including Knight Bachelor's badge.</p> <p>2 neck badges including Royal Victorian Chain.</p> <p>Collar of knighthood on special occasions.</p> <p>Full size badges of orders, decorations and medals on a brooch.</p> <p><b>Ceremonial occasions</b></p> <p>2 stars including Knight Bachelor's badge.</p> <p>One neck badge or Royal Victorian Chain.</p> <p>Full size orders, decorations and medals on a brooch</p> <p><b>Non-ceremonial occasions</b></p> <p>Ribbons only on left breast.</p>	<p><b>Full ceremonial occasions</b></p> <p>As in column c.</p> <p><b>Ceremonial occasions</b></p> <p>AVMs and above should wear No 1A SD with insignia as in column c.</p> <p><b>Non-ceremonial occasions</b> This dress is not worn on these occasions, No 1 SD should be worn instead with insignia as in column c.</p>

#### Notes

1. Normally the broad riband of the senior order is worn.
2. The Max number of British stars which may be worn is 3 but the number may be increased to 4 if attending a function organised by or for a representative of a foreign state and a star of that state is in possession of the wearer.
3. Normally the collar with badge appendant of the senior order is worn but the broad riband of this order may not be worn at the same time as the collar.
4. At training establishment where personnel are not scaled for No 1 SD, No 2 SD may be authorised for full ceremonial and ceremonial occasions.
5. The ribbons of the Orders of the Garter and Thistle and of the Baronet's badge and Knight Bachelor's badge are not worn on the breast.
6. May include one foreign neck badge.
7. Male holders wear the chain around the neck, in similar manner to a collar of knighthood except that the chain does not hang an equal distance at the back and front but hangs around the neck and rests on the chest. Women should wear the chain on a bow of the ribbon of the order pinned to the left side.

INSIGNIA WORN WITH DAY UNIFORM IN WARM WEATHER AREAS

Ser No	Appointment	No 6 SD	No 6A SD
(a)	(b)	(c)	(d)
1	Knights of the Garter Knights of the Thistle Knights Grand Cross Dames Grand Cross Knights Grand Commanders Dames Grand Commanders	<p><b>Full ceremonial occasions</b></p> <p>Max of 4 stars on the left breast (see Note 1). A broad riband and collar of knighthood are not worn with this dress.</p> <p><b>Ceremonial occasions</b></p> <p>Max of 2 stars. A broad riband and collar of knighthood are not to be worn</p>	<p><b>Full ceremonial occasions</b></p> <p>A broad riband with badge appendant worn over the appropriate shoulder (see Note 2). Max of 4 stars on the left breast (see Note 1). A collar of knighthood is only worn if ordered for a special occasion (see Note 3).</p> <p><b>Ceremonial occasions</b></p> <p>No 6A SD to be worn with insignia as in column c of the appropriate Ser No.</p>
2	Knights Commander Dames Commander	<p><b>Full ceremonial occasions</b></p> <p>Stars as in Ser 1. Max of 2 neck badges (see Note 6).</p> <p><b>Ceremonial occasions</b></p> <p>Max of 2 stars and one neck badge (see Note 5).</p>	<p><b>Full ceremonial occasions</b></p> <p>As in column c</p> <p><b>Ceremonial occasions</b></p> <p>As in Ser 1 above.</p>
3	Knights Bachelor	<p><b>Full ceremonial occasions</b></p> <p>The badge on the left breast as an order star.</p> <p><b>Ceremonial occasions</b></p> <p>As for full ceremonial occasions.</p>	<p><b>Full ceremonial occasions</b></p> <p>As in column c.</p> <p><b>Ceremonial occasions</b></p> <p>As in Ser 1 above.</p>

<b>Ser No</b>	<b>Appointment</b>	<b>No 6 SD</b>	<b>No 6A SD</b>
<b>(a)</b>	<b>(b)</b>	<b>(c)</b>	<b>(d)</b>
4	Members of the Order of Merit Baronets Companions of Honour Companions of the several orders of the knighthood Commanders of the Order of St John	<b>Full ceremonial occasions</b> Max of 2 neck badges (see Note 5). <b>Ceremonial occasions</b> Max of one neck badge.	<b>Full ceremonial occasions</b> As in column c. <b>Ceremonial occasions</b> As in Ser 1 above.
5	Holders of the Royal Victorian Chain	<b>Full ceremonial occasions</b> Worn round the neck in place of a neck badge by men and on the left side by women (see Note 6). <b>Ceremonial occasions</b> As for full ceremonial occasions.	<b>Full ceremonial occasions</b> As in column c. <b>Ceremonial occasions</b> As in Ser 1 above.
6	Officers of the Order of the British Empire Members of the Royal Victorian Order (Class V) Companions of the Imperial Service Order Members of the Order of the British Empire Persons who have been awarded: Royal Red Cross (Class 1) Distinguished Flying Cross Air Force Cross Royal Red Cross (Class II) Order of St John (Officers, Serving Brothers, Serving Sisters) Medals	<b>Full ceremonial occasions</b> Full size badges of orders, decorations and medals on a brooch on the left breast. <b>Ceremonial occasions</b> As for full ceremonial occasions.	<b>Full ceremonial occasions</b> As in column c. <b>Ceremonial occasions</b> As in Ser 1, above.



Ser No	Appointment	No 6 SD	No 6A SD
(a)	(b)	(c)	(d)
7	Max Insignia which may be worn	<p><b>Full ceremonial occasions</b></p> <p>4 stars including Knight Bachelor's badge.</p> <p>2 neck badges including Royal Victorian Chain.</p> <p>Full size badges of orders, decorations and medals on a brooch.</p> <p><b>Ceremonial occasions</b></p> <p>2 stars including Knight Bachelor's badge.</p> <p>One neck badge.</p> <p>Full size orders, decorations and medals on a brooch.</p> <p><b>Non-ceremonial occasions</b></p> <p>Ribbons only on a brooch on left breast (see note 4).</p>	<p><b>Full ceremonial occasions</b></p> <p>A broad riband with badge appendant.</p> <p>4 stars including Knight Bachelor's badge.</p> <p>2 neck badges, including Royal Victorian Chain.</p> <p>A collar of knighthood on special occasions.</p> <p><b>Ceremonial occasions</b></p> <p>No 6A SD to be worn with insignia as in column c.</p> <p><b>Non-ceremonial occasions</b></p> <p>This dress is not worn on these occasions, No 6 SD should be worn instead with insignia as in column c.</p>

## Notes

1. The Max number of British stars that may be worn is three but the number may be increased to four if attending a function organised by or for a representative of a foreign state and a star of that state is in possession of the wearer.
2. Normally the broad riband of the senior order is worn.
3. Normally the collar with badge appendant of the senior order is worn but the broad riband of this order may not be worn at the same time as the collar.
4. The ribbons of the Orders of the Garter and Thistle and of the Baronet's badge and Knight Bachelor's badge are not worn on the breast.
5. May include one foreign neck badge. Women in civilian clothes wear badges on bows on the left breast.
6. Male holders wear the chain around the neck, in similar manner to a collar of knighthood except that the chain does not hang an equal distance at the back and front but hangs around the neck and rests on the chest. Women in civilian clothes should wear the chain on a bow of the ribbon of the order pinned to the left side.

INSIGNIA WORN WITH EVENING UNIFORM (MESS DRESS)

Ser No	Appointment	Mess Dress Type			
		No 4 SD (see Note 9)	No 5A and 5B SD (see Note 1)	No 8 SD (see Note 10)	No 8A SD
(a)	(b)	(c)	(d)	(e)	(f)
1	Knights of the Garter Knights of the Thistle Knights Grand Cross Dames Grand Cross (see Note 6) Knights Grand Commanders Dames Grand Commanders (see Note 6)		<p>Full ceremonial occasions</p> <p>A broad riband with badge appendant worn over the appropriate shoulder (see Note 2). Max of 4 stars on the left breast (see Note 3). Miniature badges of orders, decorations and medals on a brooch on the left breast (see Note 4). A collar of knighthood is not worn with this dress.</p> <p>Ceremonial occasions Max of 2 stars and one neck badge with miniature badges of orders, decorations and medals on a brooch on the left breast (see Note 4). A broad riband and collar of knighthood are not to be worn.</p>	<p>Full ceremonial occasions</p> <p>As in column d.</p> <p><b>Ceremonial occasions</b></p> <p>As in column d.</p>	<p>Full ceremonial occasions</p> <p>No 8 SD to be worn instead of No 8A SD, with insignia as in column d.</p> <p>Non-ceremonial occasions Neither insignia of order, decorations and medals nor ribbons are worn with this dress.</p>
2	Knights Commander Dames Commander (see Note 6)		<p><b>Full ceremonial occasions</b></p> <p>Stars as in Ser 1 above.</p> <p>Max of one neck badge (see Note 5). Miniature badges of orders,</p>	<p>Full ceremonial occasions</p> <p>As in column d.</p> <p><b>Ceremonial occasions</b></p> <p>As in column d.</p>	As in Ser 1 above.

Ser No	Appointment	Mess Dress Type			
		No 4 SD (see Note 9)	No 5A and 5B SD (see Note 1)	No 8 SD (see Note 10)	No 8A SD
(a)	(b)	(c)	(d)	(e)	(f)
2 Cont			decorations and medals as in Ser 1, above. <b>Ceremonial occasions</b> As in Ser 1 above.		
3	Knights Bachelor		<b>Full ceremonial occasions</b> The badge on the left breast as an order star. <b>Ceremonial occasions</b> As in Ser 1 above.	<b>Full ceremonial occasions</b> As in column d. <b>Ceremonial occasions</b> As in column d.	As in Ser 1 above.
4	Members of the Order of Merit Baronets Companions of Honour Companions of the several orders of the knighthood Commanders of the Order of St John		<b>Full ceremonial occasions</b> Max of one neck badge (see Note 5). Miniature badges of orders, decorations and medals on a brooch on the left breast (see Note 4). <b>Ceremonial occasions</b> As in Ser 1 above.	<b>Full ceremonial occasions</b> As in column d. <b>Ceremonial occasions</b> As in column d.	As in Ser 1 above.
5	Holders of the Royal Victorian Chain		<b>Full ceremonial occasions</b> Worn round the neck in place of a neck badge. (see Note 7). <b>Ceremonial occasions</b> As in Ser 1 above.	<b>Full ceremonial occasions</b> As in column d. <b>Ceremonial occasions</b> As in column d.	As in Ser 1 above.

Ser No	Appointment	Mess Dress Type			
		No 4 SD (see Note 9)	No 5A and 5B SD (see Note 1)	No 8 SD (see Note 10)	No 8A SD
(a)	(b)	(c)	(d)	(e)	(f)
6	<p>Persons who have been awarded the Victoria Cross and/or George Cross</p> <p>Companions of the Distinguished Service Order</p> <p>Member of the Royal Victorian Order (Class IV)</p> <p>Officers of the Order of the British Empire</p> <p>Members of the Royal Victorian Order (Class V)</p> <p>Companions of the Imperial Service Order</p> <p>Members of the Order of the British Empire</p> <p>Persons who have been awarded:</p> <p>Royal Red Cross (Class 1)</p> <p>Distinguished Flying Cross</p> <p>Air Force Cross</p> <p>Royal Red Cross (Class II)</p> <p>Order of St John (Officers, Serving Brothers, Serving Sisters) Medals</p>	<p>In warm-weather areas, neither badges of orders, decorations and medals nor ribbons are worn, irrespective of the formality of the occasion.</p> <p>In temperate areas only ribbons are worn but full size badges on a brooch on the left breast may be prescribed on occasions when a member of the Royal Family is present.</p>	<p><b>Ceremonial occasions</b></p> <p>As in Ser 1 above.</p>	<p><b>Ceremonial occasions</b></p> <p>As in Ser 1 above.</p>	As in Ser 1 above.

Ser No	Appointment	Mess Dress Type			
		No 4 SD (see Note 9)	No 5A and 5B SD (see Note 1)	No 8 SD (see Note 10)	No 8A SD
(a)	(b)	(c)	(d)	(e)	(f)
7	Max Insignia which may be worn	<p><b>Full ceremonial occasions</b></p> <p>In temperate areas full size badges of orders, decorations and medals on a brooch may be worn when a member of the Royal Family is present.</p> <p><b>Ceremonial occasions</b></p> <p>See Note 8.</p> <p><b>Non-ceremonial occasions</b></p> <p>Ribbons or orders, decorations and medals in temperate areas only</p>	<p><b>Full ceremonial occasions</b></p> <p>A broad riband with badge appendant.</p> <p>4 stars including Knight Bachelor's badge.</p> <p>One neck badge or Royal Victorian Chain, miniature badges of orders, decorations and medals on a brooch.</p> <p><b>Ceremonial occasions</b></p> <p>Max of 2 stars and one neck badge with miniature badges of orders, decorations and medals on a brooch on the left breast (see Note 4). A broad riband and collar of knighthood are not to be worn.</p> <p><b>Non-ceremonial occasions</b></p> <p>Miniature badges of orders, decorations and medals on a brooch.</p>	<p><b>Full ceremonial occasions</b></p> <p>As in column d.</p> <p><b>Ceremonial occasions</b></p> <p>As in column d.</p> <p><b>Non-ceremonial occasions</b></p> <p>Miniature badges of orders, decorations and medals on a brooch.</p>	<p><b>Full ceremonial occasions</b></p> <p>No 8 SD is worn instead of No 8A SD with insignia as in column d.</p> <p><b>Ceremonial occasions</b></p> <p>No 8 SD is worn instead of No 8A SD with insignia as in column d.</p> <p><b>Non-ceremonial occasions</b></p> <p>Neither insignia of orders, decorations and medals nor ribbons are to be worn with this dress.</p>

## Notes

1. Male officers wear a No 5A SD on full ceremonial occasions. When less formality is appropriate, No 5B SD is worn. No 5 SD is worn by women officers also by warrant officers and NCOs as optional mess dress on all occasions when male officers wear 5A or 5B SD uniforms.
2. Normally the broad riband of the senior order is worn.
3. The Max number of British stars that may be worn is three but the number may be increased to four if attending a function organised by or for a representative of a foreign state and a star of that state is in possession of the wearer.
4. Badges of the Orders of the Garter, Thistle, Merit, Companions of Honour, Baronet's Badge and royal Victorian Chain, are not to be worn in miniature.
5. A foreign neck badge may be worn on an appropriate occasion. Women wear the badge on a bow on the left breast.
6. This order is for women only.
7. Women wear the chain pinned immediately and centrally above the miniature badges of orders, decorations and medals mounted on the brooch.
8. In the unlikely event of more senior appointments being held by personnel wearing No 4 SD, the insignia is worn in the same manner as with No 1 SD.
9. When No 6 SD is worn by airwomen as mess dress, neither badges nor orders, decorations and medals nor ribbons are to be worn with it.

INSIGNIA WORN WITH PLAIN CLOTHES

Ser No	Appointment	Dress Type			
		Morning Dress	Full Evening Dress	Dinner Jacket	Lounge Suit
(a)	(b)	(c)	(d)	(e)	(f)
1	Knights of the Garter Knights of the Thistle Knights Grand Cross Dames Grand Cross Knights Grand Commanders Dames Grand Commanders	Max of 4 stars on the left breast (see Note 1).  A broad riband with badge appendant is not to be worn.  A collar of knighthood is only to be worn if ordered for a special occasion.	A broad riband with badge appendant worn over the appropriate shoulder (see Notes 2 and 3).  Max of 4 stars on the left breast (see Note 1).  Miniature badges of orders, decorations and medals on a brooch on the left lapel (see Note 4).  A collar of knighthood is not to be worn.	Max of one star.  Miniature badges of orders, decorations and medals on a brooch on the left lapel (see Note 4).  Neither collar of knighthood nor broad riband, with badge appendant are to be worn.	Neither collar of knighthood, broad riband with badge appendant, nor stars are to be worn.
2	Knights Commander Dames Commander	Stars as in Ser 1 above.  The associated neck badge is not to be worn (see Note 5).	Stars as in Ser 1 above.  Max of one neck badge (see Note 6).  Miniature badges of orders, decorations and medals on a brooch on the left lapel.	Max of one star and one neck badge (see Note 6).  Miniature badges of orders, decorations and medals on a brooch on the left lapel.	Max of one neck badge (see Note 6).  Stars are not to be worn.
3	Knights Bachelor	The badge on the left breast as an order star.	As in column c.  Alternatively in smaller dimensions as a neck badge  Also miniature with badges of orders, decorations and medals on a brooch on the left lapel.	As in column d.	The badge is not to be worn.
4	Members of the Order of Merit Baronets	Max of one neck badge (see Note 6)	Max of one neck badge (see Note 6).  Also miniature badges of orders, decorations and medals on a	As in column d.	Max of one neck badge (see Note 6).



Ser No	Appointment	Dress Type			
		Morning Dress	Full Evening Dress	Dinner Jacket	Lounge Suit
(a)	(b)	(c)	(d)	(e)	(f)
	Companions of Honour Companions of the several orders of the knighthood Commanders of the Order of St John		brooch on the left lapel (see Note 4).		
5	Holders of the Royal Victorian Chain	Worn round the neck in place of a neck badge (see Note 7).	As in column c.	As in column c.	The Royal Victorian Chain is not to be worn.
6	Persons who have been awarded the Victoria Cross and/or George Cross Companions of the Distinguished Service Order Member of the Royal Victorian Order (Class IV) Officers of the Order of the British Empire Members of the Royal Victorian Order (Class V) Companions of the Imperial Service Order Members of the Order of the British Empire Persons who have been awarded: Royal Red Cross	Full size badges of orders decorations and medals on a brooch on the left breast.	Miniature badges of orders, decorations and medals on a brooch on the left lapel.	As in column d.	Full size badges of orders decorations and medals on a brooch on the left breast.

Ser No	Appointment	Dress Type			
		Morning Dress	Full Evening Dress	Dinner Jacket	Lounge Suit
(a)	(b)	(c)	(d)	(e)	(f)
	(Class 1) Distinguished Flying Cross Air Force Cross Royal Red Cross (Class II) Order of St John (Officers, Serving Brothers, Serving Sisters) Medals				
7	Max Insignia which may be worn	Four stars including Knight Bachelor's badge. One neck badge or Royal Victorian Chain. Full size badges of orders, decorations and medals on a brooch. A collar of knighthood on special occasions.	A broad riband with badge appendant. Four stars including Knight Bachelor's badge. One neck badge or Royal Victorian Chain. Miniature badges of orders, decorations and medals on a brooch.	One star of Knight Bachelor's badge. One neck badge or Royal Victorian Chain. Miniature badges of orders, decorations and medals on a brooch.	One neck badge Full size badges of orders, decorations and medals on a brooch.

Notes:

1. The maximum number of British stars which may be worn is three but the number may be increased to four if attending a function organised by or for a representative of a foreign state and a star of that state is in the possession of the wearer.
2. Normally the broad riband of the senior order is worn.
3. Normally the collar with badge appendant of the senior order is worn.
4. Badges of the Orders of the Garter, Thistle and Merit, Crown of India and Companions of Honour, Baronet's Badge and Royal Victorian Chain, are not worn in miniature.
5. One neck badge of a lower grade of a different order (as mentioned in Serial 4, column b) or a lower grade in a different division of the same order may be worn.
6. Normally the badge of the senior order is worn.
7. Male holders wear chain round the neck, similar manner to a collar of knighthood except the chain does not hang an equal distance at the back and front but fits close round the back of the neck and rests on the chest. With full evening dress, the chain is shortened and worn round the neck as a neck badge. Women should wear the chain on a bow of the ribbon of the order on the left hand side of the dress, but with evening dress it is pinned immediately and centrally above the miniature badges on the brooch.

**GENERAL PICTORIAL GUIDE TO ORDER OF WEAR FOR ORDERS, DECORATIONS AND MEDALS**



4<sup>th</sup> Level awards, MIDS, QCVS are worn on the appropriate campaign medal. Where the an award is given for action in an area not covered by a campaign medal, it is worn on a ribbon by itself after all other medals (See Para 0815)

Note: Image is not to scale or displaying any mounting method.

**EXAMPLE OF COURT MOUNTED MEDALS**



**GSM NATO MEDALS QUEENS GOLDEN JUBILEE MSM LS&GCM w/c**

**ORDER OF WEARING ORDERS, DECORATIONS AND MEDALS**

The following list, issued by the Central Chancery of the Orders of Knighthood 17 March 2003, gives the order of precedence in which Orders, Decorations and Medals should be worn in the United Kingdom, certain countries of the Commonwealth and in the Overseas Territories. It in no way affects the precedence conferred by the Statutes of certain Orders upon the Members thereof.

**Victoria Cross (VC)\***

**George Cross (GC)\***

**British Orders of Knighthood Etc**

Order of the Garter (KG)\* (Note 1)

Order of the Thistle (KT)\* (Note 1)

Order of St Patrick \* (Note 1)

Order of the Bath (Class I – Knight/Dame Grand Cross) (GCB)\*

Order of Merit (OM)\* (Note 2)

Order of St Michael and St George (Class I – Knight/Dame Grand Cross) (GCMG)\*

Royal Victorian Order (Class I – Knight/Dame Grand Cross) (GCVO)\*

Order of the British Empire (Class I – Knight/Dame Grand Cross) (GBE)\*

Order of the Companion of Honour (CH)\*

Order of the Bath (Class II – Knight/Dame Commander) (KCB/DCB)\*

Order of St Michael and St George (Class II – Knight/Dame Commander) (KCMG/DCMG)\*

Royal Victorian Order (Class II – Knight/Dame Commander) (KCVO/DCVO)\*

Order of the British Empire (Class II – Knight/Dame Commander) (KBE/DBE)\*

Order of the Companion of Honour (CH)\*

Order of the Bath (Class III – Companion) (CB)\*

Order of St Michael and St George (Class III – Companion) (CMG)\*

Royal Victorian Order (Class III – Commander) (CVO)\*

Order of the British Empire (Class III – Commander) (CBE)\*

Distinguished Service Order (DSO)\*

Royal Victorian Order (Class IV – Lieutenant) (LVO)\*

Order of the British Empire (Class IV – Officer) (OBE)\*

Royal Victorian Order (Class V – Member) (MVO)\*

Order of the British Empire (Class V – Member) (MBE)\*

### **Baronet's Badge**

The badge is worn suspended round the neck by the ribbon in the same manner as the neck badge of an order and takes precedence immediately after the Badge of the Order of Merit. It is not worn in miniature and the ribbon is not worn with undress uniform. (Bart or Bt)\*

### **Knight Bachelor's Badge**

The Badge is worn suspended round the neck by a ribbon in the same manner as the neck badge of an Order and takes precedence immediately after the Badge of a Knight Commander of the Order of the British Empire.

### **Decorations**

Conspicuous Gallantry Cross (CGC)\*

Royal Red Cross (Class I) (RRC)\*

Distinguished Service Cross (DSC)\*

Military Cross (MC)\*

Distinguished Flying Cross (DFC)\*  
Air Force Cross (AFC)\*  
Royal Red Cross (Class II) (ARRC)\*  
Order of St John (**Note 5**) +

### **Medals for Gallantry and Distinguished Conduct**

Distinguished Conduct Medal (DCM)\*  
Conspicuous Gallantry Medal (CGM)\*  
Conspicuous Gallantry Medal (Flying) (CGM)\*  
George Medal (GM)\*  
Queen's Police Medal, for Gallantry\*  
Queen's Fire Service Medal, for Gallantry\*  
Distinguished Service Medal (DSM)\*  
Military Medal (MM)\*  
Distinguished Flying Medal (DFM)\*  
Air Force Medal (AFM)\*  
Medal for Saving Life at Sea  
Queen's Gallantry Medal (QGM)\*  
Royal Victorian medal (Gold, Silver and Bronze) (RVM)\*

### **British Empire Medal (BEM)\***

**Campaign and Operational Service Medals and Stars** – GSM, OSM and including authorised United Nations, European Community/Union and North Atlantic Treaty Organisation medals (Worn in order of date awarded to individual)

**Polar Medals** (Worn in order of date)



## **Coronation and Jubilee Medals**

Queen Elizabeth II's Coronation Medal 1953  
Queen Elizabeth II's Silver Jubilee Medal 1977  
Queen Elizabeth II's Golden Jubilee Medal 2002  
Queen Elizabeth II's Diamond Jubilee Medal 2012  
Queen Elizabeth II's Long and Faithful Service Medal

## **Efficiency and Long Service Medals and Decorations**

Medal of Meritorious Service (awarded to members of all the Armed Forces from 1 December 1977 and previously to the Army)

The Accumulated Campaign Service Medal (ACSM)

The Medal for Long Service and Good Conduct (Military)

Naval Long Service and Good Conduct Medal

Royal Air Force Long Service and Good Conduct Medal

Medal for Long Service and Good Conduct (Ulster Defence Regiment)

Territorial Decoration

Efficiency Decoration

Territorial Efficiency Medal

Efficiency Medal

Air Efficiency Award (AE)\*

Ulster Defence Regiment Medal\*

Queen's Medal for Champion Shots of the Air Forces

Cadet Forces Medal

Royal Observer Corps Medal

## **Honorary Membership of Commonwealth Orders** (instituted by the Sovereign)

Worn in order of date of award

**Foreign Orders**

Worn in order of date of award (Notes 3 and 4)

**Foreign Medals** (Excluding all UN, NATO and WEU Medals)

Worn in order of date of award (Notes 3 and 4)

\* All those Honours, Decorations and Medals marked with an asterisk (\*) in the list above entitle the holder to use the appropriate letters after the name. These groups of letters should be shown in the same order as the order of wear, subject to the following exception:

Baronet's Badge - the letters 'Bart' or 'Bt.' are shown directly after the surname before all other letters after the name.

**Notes:**

1. These Orders are not worn in miniature and the ribands of the Orders are not worn with Undress Uniform.
2. These Orders are not worn in miniature, but are worn round the neck on all occasions except with Service Dress and certain orders of Undress Uniform.
3. The general rule is that non-British insignia should be worn after all British Orders, decorations and medals and in the order of the dates on which they were conferred. When, however, insignia are being worn on occasions specifically connected with the donor country, pride of place should be given to the insignia of that country. Foreign awards may only be worn when the Sovereign's permission has been given .
4. These awards may only be worn when the Sovereign's permission has been given.
5. The award marked + is only to be used as a post-nominal when writing on official Order of St John business.

## CHAPTER 9

### WEARING OF AIGUILLETTES, SWORDS, CEREMONIAL BELTS, WHITE GLOVES AND WEBBING

<b>Contents</b>	<b>Para No/Page No</b>
<b>Wearing Of Aiguillettes</b>	
Supply	<b>Para 0901</b>
Dress With Which Aiguillettes Are To Be Worn	<b>Para 0902</b>
Method Of Wearing Aiguillettes	<b>Para 0903</b>
Occasions When Aiguillettes Are To Be Worn	<b>Para 0905</b>
<i>Illustration</i> – RAF Officers in No 1 SD Wearing Aiguillettes	Page 9 – 5
<i>Illustration</i> – RAF Officers in No 5 SD wearing aiguillettes	Page 9 – 6
<i>Illustration</i> – RAF Officers in No 6 SD wearing aiguillettes	Page 9 – 7
<b>Shoulder Devices</b>	
The Royal Cypher	<b>Para 0906</b>
<i>Illustration</i> – Officers Shoulder Boards	Page 9 - 9
<b>Wearing Of Swords</b>	
Description	<b>Para 0908</b>
Supply Of Swords	<b>Para 0910</b>
Dress With Which Swords May Be Worn	<b>Para 0911</b>
Occasions When Swords Are Worn	<b>Para 0912</b>
Method Of Wear	<b>Para 0914</b>
<i>Illustration</i> – Parts of the Sword	Page 9 – 13/14
<i>Illustration</i> – Sword Belts	Page 9 – 15/16
<i>Illustrations</i> – Method of wearing Swords	Page 9 – 17/18
<b>White Gloves and Webbing</b>	<b>Para 0915</b>

**ANNEXES**

**Page No**

A – Pattern of Aiguillettes

**9-A-1**

B – Entitlement to Wear Aiguillettes and Shoulder Devices

**9-B-1**

C – White Gloves and Webbing

**9-C-1**

## WEARING OF AIGUILLETTES

**0901. Supply.** Aiguillettes and shoulder devices are to be worn by officers holding the appointments indicated at **Annex B**. Entitled officers are to refer their requirements for the supply of these items to the parent RAF station quoting this AP as authority. The parent station will demand the accoutrements and arrange a loan issue to the officer concerned for the duration of the appointment. When the appointment is relinquished, the loan issue is either to be transferred to the new incumbent or returned to the issuing authority.

**0902. Dress with which aiguillettes are to be worn.** Aiguillettes are to be worn with No 1, 1A, 4, 5, 5A, 5B, 6, 6A and 8 SD uniforms on the occasions indicated in Para **0905** but are not to be worn on a greatcoat, gortex or jeltex outerwear. When aiguillettes are worn with a jacket, shoulder straps are always to be fitted to cover the shoulder attachment. Jackets, which do not normally comprise shoulder straps, are to be modified by sewing straps manufactured in the same material as the garment, into the shoulder seam and affixed by a small RAF gilt button close to the collar.

**0903. Method of wearing aiguillettes.** When worn, aiguillettes are to be attached to the appropriate shoulder of the jacket as indicated at Annex B by a hook or button, placed centrally on the shoulder,  $\frac{3}{4}$ in (19mm) from the outside shoulder seam. The loop of the aiguillettes from which the tags are suspended is to be similarly attached under the lapel of the jacket so that on the No 1, 1A, 4 and 6 SD uniforms, the tags fall over and in line with the inner seam of the appropriate breast pocket. On No 5A, 5B and 8 Mess dress jackets, the loop from which the tags are suspended is to be attached under the collar at the join of the collar and lapel. The hook or button is to be located so that the lapel does not hide the aiguillettes. With No 1, 1A, 4 and 6 SD, the length of the longer cord should be such that the lower edge of the cord under the arm is approximately in line with the waist-belt, sash or waistline and in line with the middle button of the No 5, 5A and 5B SD jackets. With No 6A SD, aiguillettes are to be attached to the shoulder of the tunic in the same manner as with No 1A SD. The loop of the aiguillettes from which the tags are suspended is to be attached to the second button on the tunic underneath the wrap-over so that the tags fall slightly to one side of the buttons with the lower edge of the cord under the arm approximately in line with the sash. As only one size of aiguillettes is available, the position of the lower edge of the cord under the arm will vary depending on the build of the wearer. Minor adjustment can be achieved by moving the lapel attachment point.

**0904.** On female officers in No 6B (Frock) SD, the attachment to the shoulder is to be in the same manner as for male officers but the loop from which the tags are suspended is to be attached under the lapel so that the tags fall on a similar alignment to those of aiguillettes worn by male officers with No 6 SD.

**0905. Occasions when the aiguillettes are to be worn.** Officers entitled to wear aiguillettes are to do so on the following occasions:

a. State occasions when:

(1) The Sovereign or the Sovereign's representative is present.

(2) A parade or celebration of the birthday of the Sovereign is mounted.

(3) Specially ordered on the occasion of any parade, ceremony or entertainment at which a member of the Royal Family is present.

b. Official occasions when the function or entertainment is given or arranged by a government department (including the armed forces) or a government institution. An official occasion is a formal event to which guests from outside the unit are invited. For example, a luncheon, ball and guest night could be in this category, whereas a dining-in night would not.

c. Public occasions when invitations are issued in the name of a municipal corporation, institution or livery company.

d. When visiting British and foreign Naval or Army establishments on formal occasions; also when visiting foreign Air Force establishments.

e. When inspecting and taking the salute at parades or when attending as a spectator.

f. When meeting or attending upon very important persons in an official capacity e.g. representing the Chief of the Defence Staff, the Air Force Board or the Royal Air Force.

g. Audiences and Investitures (in accordance with **Chapter 10**).

h. Funerals and memorial services.

i. On such other occasions as the Air Force Board may direct.

The aiguillettes may only be worn by personal staffs as listed at **Annex B**, sub-paras f, h and j, when in attendance in an official capacity upon the senior officer concerned. Diplomatic staff, mentioned in **Annex B**, sub-para g are normally only to wear aiguillettes in the country to which they are accredited, provided it is the custom of the country and has the sanction of the British ambassador.

**RAF OFFICERS IN No 1 SERVICE DRESS WEARING AIGUILLETES**





**RAF OFFICER IN NO 5 SERVICE DRESS WEARING AIGUILLETES**



**RAF OFFICER WEARING NO 6 SERVICE DRESS WITH AIGUILLETTES**



## **WEARING OF SHOULDER DEVICES OR THE ROYAL CYPHER**

**0906. The Royal Cypher.** The Royal Cypher, which is surmounted by a crown, both of gilt, is a device to indicate an honorary appointment to the Sovereign. There are two sizes for wear by those entitled officers indicated at **Annex B**, as follows:

- a. Large (1¼in (3.2cm) high and 1¼in (3.2cm) wide, including fixed crown), with No 1, 1A, 2, 2A, 2B, 6 and 6B SD uniforms, and the greatcoat.
- b. Small (15/16in (24mm) high and 15/16in wide, including fixed crown), with No 5, 5A, 5B, 6A, 8 and 8A SD uniforms. Also certain officers after relinquishment of appointment (see Annex B, note 2).

**0907.** On uniform fitted with shoulder straps, the Royal Cypher is to be worn on both straps. With No 1, 5, 5A and 5B SD uniforms, the lower edge of the device is to be 1in (2.5cm) from the bottom of the straps. With No 2, 2A, 2B, 6, 6A, 8 and 8A SD uniforms, also when worn with a greatcoat (other than by Marshals of the Royal Air Force), the device is to be superimposed on the lowest rows of ranking braid, with the lower edge of the device level with the bottom of the lowest row of braid. With No 1A SD and on shoulder straps worn by Marshals of the RAF, the device is to be affixed to the lower edge of the shoulder strap.

**EXAMPLES OF OFFICER SHOULDER BOARDS WITH CYPHERS**



**MRAF**



**AVM and Above**



**Air Cdre (Greatcoat)**

## WEARING OF SWORDS

**0908. Description.** The following types of RAF swords may be worn on appropriate occasions:

- a. Air rank (AO)
- b. Below air rank (BAO)

**0909.** The sword assembly consists of:

a. **Sword.**

**(1) Blade.** Straight, 32¼to 32½in (82 to 82.6cm) – 1925 pattern or 72cm (1994 scaled down version) long, both tapered gradually and fullered both sides. (See Page 9 – 13)

**(2) Hilt.** Consist of guard, grip, backplate and pommel, ferrule, under nut and invisible top nut. The guard is of gold plated rolled brass pierced with an ornamental device, including the Royal Cypher. The backplate is in the form of an eagle's head. The officer patterns also have a badge showing the RAF eagle and crown made of gold plated thin sheet brass, raised from underneath and fixed and brazed to the dome of the guard. The grip is 4½in (11cm) long and made of wood. The officer patterns are covered with white fish skin, bound with gilt wire. (See Page 9 – 14)

b. **Sword knot.** The officer pattern is of blue and gold and comprises a gold lace strap with a blue silk line down the centre, gold acorn, gold and blue slider. (See page 9 – 14)

c. **Scabbard.** Of tanned leather, blocked and polished and fitted with three gold plated brass mounts. On the officer patterns, the rings on the top and middle mounts are held by a ball attached to a laurel wreath. On the air rank pattern, both mounts are ornamentally chased and the centre mount is slightly longer than on the other patterns. The bottom mount, known as the shoe or chape, is surrounded at the mouth by a laurel wreath on the officer patterns and a feature of the air officer pattern is that the shoe is asymmetric. (See Page 9 – 13)

d. **Ceremonial belt.** Of blue silk web 1⅜in (3.5cm) wide with a bar of gold embroidery ⅜in (9mm) wide running length-wise along each edge. It is lined with blue morocco to match. The plate fastener bears the eagle and crown surrounded by a

laurel wreath, with the motto **PER ARDUA AD ASTRA** under the eagle and within the wreath. (See page 9 – 15)

e. **Canvas belt.** Of plain canvas, 2in (51cm) wide with shoulder strap  $\frac{7}{8}$ in (22mm) wide. The buckle, slide adjuster and attachments rings, are of brass. (See page 9 – 16)

f. **Slings.** Of similar material and appearance to the officer pattern ceremonial belt but 1in (2.5cm) wide with bars of gold embroidery  $\frac{3}{16}$ in (5mm) in width. Slings are worn in pairs, each connecting with the belt at one end and attached to a billet at the other. The shorter sling is worn at the left-hand side of the belt and the longer sling at the rear of the belt. (See page 9 – 15)

g. **Billets.** Fittings of gold plated brass, the air officer pattern is embossed with an eagle and a crown motif, attached to a short leather strap. Billets are used to join the slings to the rings on the scabbard. (See Page 9 – 15/16)

**0910. Supply of swords.** Swords and associated equipment are supply items and allocations to command headquarters are made, for use on a pool basis. Officers in certain appointments and on the Special Duties List qualify for long-term loans and short-term loans are made to officers participating in ceremonies on an individual basis. Items required for wear at weddings and private functions are to be obtained from commercial sources or Command pools of non-public swords. Abroad, where not available commercially, hire from the supply squadron on a prepayment basis is permitted. Supply procedure and entitlement to long-term loan is outlined in **JSP 886** and Command Staff Instructions.

**0911. Dress with which swords may be worn.** Swords may only be worn with No 1, 1A, 6, 6A, 9 and 11 SD uniforms.

**0912. Occasions when swords are worn.** Swords are to be worn on the occasions indicated in **Annex D to Chapter 10**. A member of a church congregation, attending the service only and not taking part in any parade or ceremony before, during, or after the service, should not wear a sword unless specifically requested to do so. Similarly, where wearing a sword at an indoor ceremonial function is likely to be an encumbrance, permission to omit the sword may be given by the sponsor co-ordinating the occasion. Swords may be removed temporarily whilst travelling in an aircraft or car and at a social function which may immediately follow a ceremony. In these circumstances, the belt may continue to be worn with the slings joined to form a loop.

**0913.** WOs are only to wear swords on ceremonial or representational duties where the event sponsor deems it appropriate.

**0914. Method of wear.** There are two methods of wearing the sword (See page 9 – 17/18)


a. **Hooked Up.** Parade commanders, commanders of guards of honour, officers under their orders, Directors of Music Bandmasters and WOs in colour and standard parties are to wear the sword hooked up on the ceremonial belt, worn outside the jacket. When worn this way with No 1 and 6 SD, the detachable belt is to be removed from the jacket and with No 1A and 6A SD, the sash is to be dispensed with. The ceremonial belt can be prevented from sagging by fitting a small brass hook on either side of the jacket at waist level, or by use of a needle and thread. When a greatcoat is worn, the hilt of the sword is to be outside the sword slit of the greatcoat.

b. **Normal fitting.** Inspecting and reviewing officers, those in attendance upon them and other officers not referred to in sub-para a, are to wear the sword in the normal fitting, i.e. the scabbard containing the sword is clipped to the two slings which in turn hang from a plain canvas belt worn under the uniform jacket with the shoulder strap over the right shoulder. With the sword in this position, the jacket belt is to be worn with No 1 and 6 SD and the sash with No 1A and 6A SD. When a greatcoat is worn, the hilt of the sword is to protrude beyond the wrap-over, which is to be folded back. The method of carrying the sword is outlined in **AP 818 (Drill and Ceremonial)**.

**0915. White gloves and webbing.** The occasions for wear and the orders of dress with which to wear, white gloves and webbing, are detailed at **Annex C** to this chapter.

**PARTS OF THE SWORD**

**The Sword**




**Air Officer Scabbard**



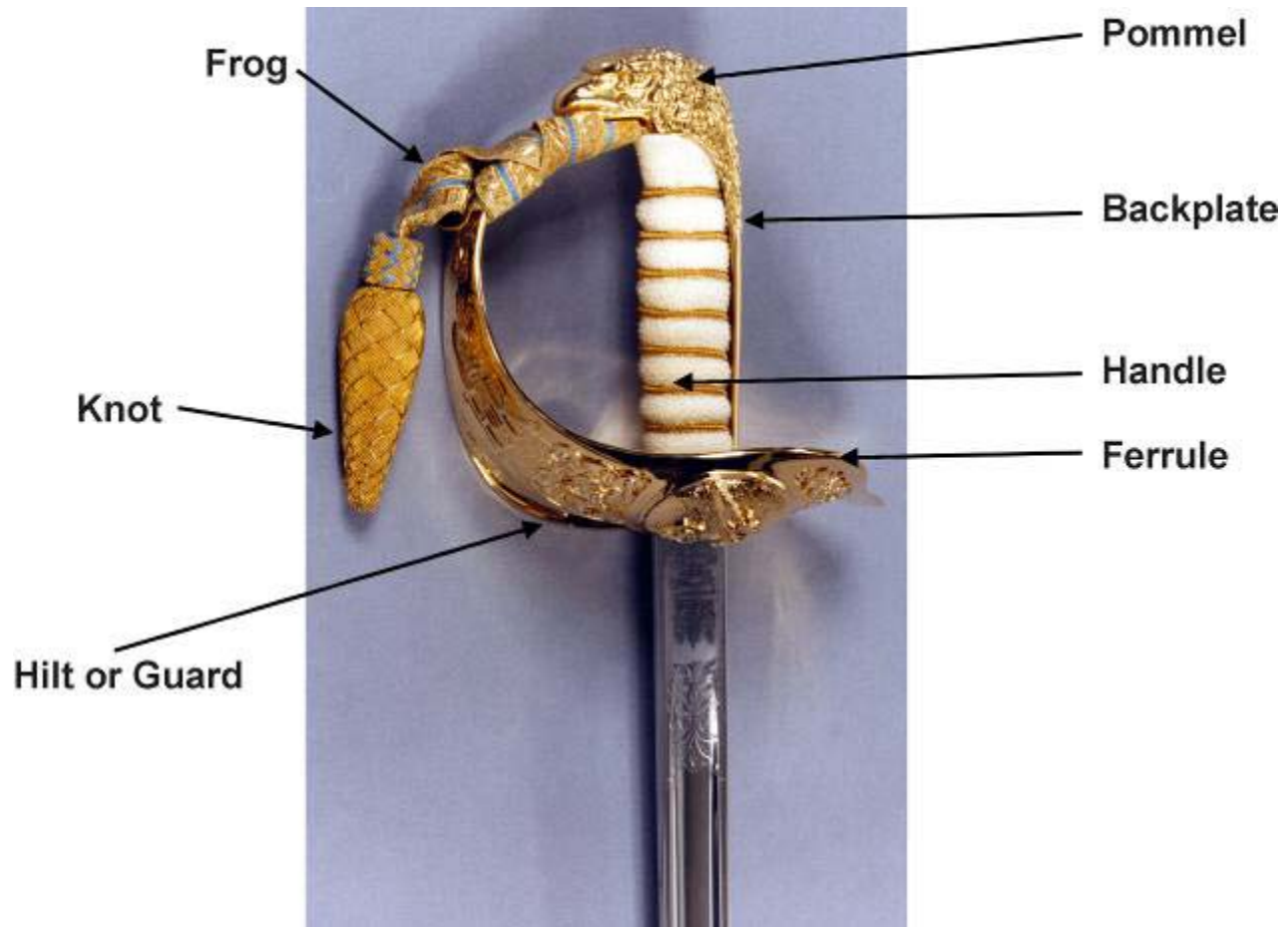
**Air Officer's scabbard has embellished mounts and chape.**

**Below Air Officer Scabbard**

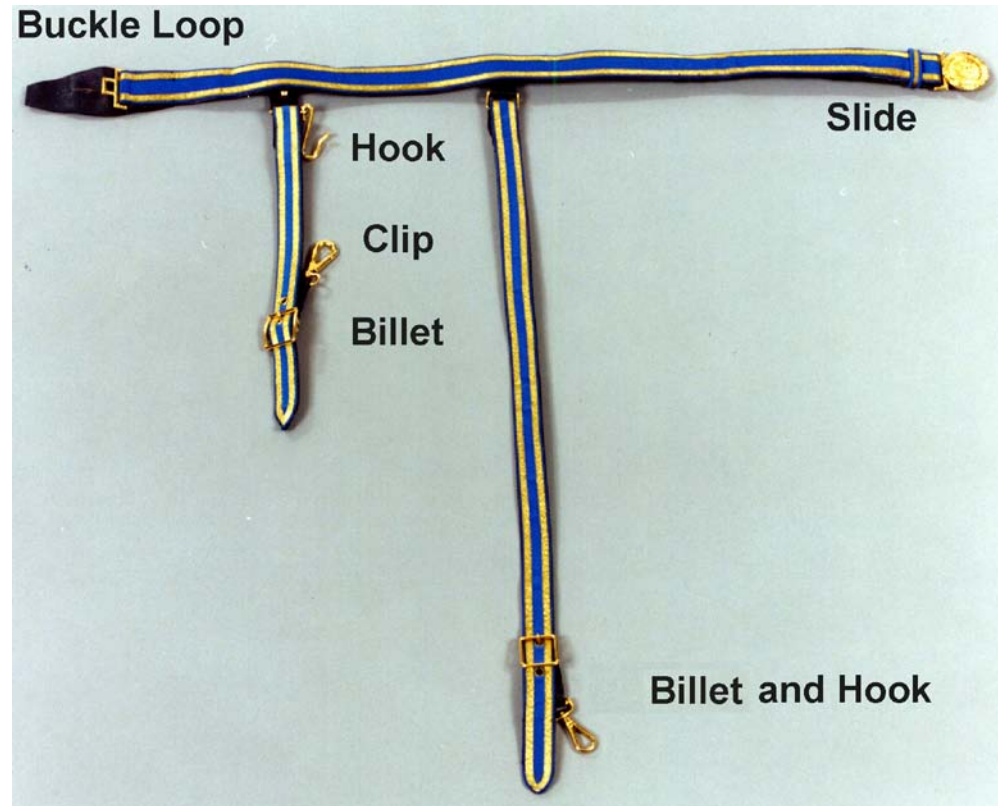




## The Hilt




**PARTS OF THE SWORD BELT**



**Ceremonial Sword Belt - Below Air Officer**

**Note: Air Officer Billets are embellished**



**Canvas Under-Belt - with Air Officer Slings**

## METHODS OF WEARING THE SWORD



**Normal Fitting**



**Position of Slings (Hooked Up Fitting)**



**Hooked Up fitting**



**Normal fitting – At Ease**



**Normal fitting – Greatcoat**



**Normal Fitting - Marching**

## PATTERNS OF AIGUILLETES

Aiguillettes are to be worn by entitled officers as indicated at **Annex B** to this chapter. The patterns of aiguillettes are as follows:

**Type 1.** Gold seven-line orris cord with gilt crown and miniature Royal Cypher ( $\frac{3}{4}$ in (19mm) square), in capital letters, on tags to be worn on the right shoulder (para **0907b**).

**Type 2.** Gold seven-line orris cord with no device on tags, to be worn on the right shoulder (**Annex B, b, c and f**).

**Type 2a.** As for Type 2, in miniature size, to be worn by female RAF officers and PMRAFNS, with No 5 SD (**Annex B, b, c and f**).

**Type 3.** Gold seven-line orris cord with gilt eagle and crown on tags, to be worn on the right shoulder (**Annex B, d**).

**Type 4.** Blue and gold seven-line orris cord with silver eagle and crown on tags, to be worn on the right shoulder (**Annex B, e**).

**Type 5.** Blue and gold seven-line orris cord with silver eagle and crown on tags, to be worn on the left shoulder (**Annex B, g**).

**Type 6.** Blue and gold seven-line orris cord with no device on tags, to be worn on the right shoulder (**Annex B, h**).

**Type 7.** Blue and gold seven-line orris cord with no device on tags, to be worn on the left shoulder (**Annex B, j**).

**Type 7a.** As for Type 7, in miniature size, to be worn by female RAF officers with No 5 SD (**Annex B, j**).

**ENTITLEMENT TO WEAR AIGUILLETTES AND SHOULDER DEVICES**

<b>Entitlement Appointments</b>	<b>Aiguillettes</b>	<b>Royal Cypher</b>
a. Personal aide-de-camp to the Sovereign	Gold seven-line orris cord )	Gilt crown and Royal Cypher in capital letters (see Note 2)
Air aide-de-camp to the Sovereign	with gilt crown and )	
Defence Services Secretary	miniature Royal Cypher in )	
Equerry and Extra	capital letters on tags (to be )	
Equerry to the Sovereign	worn on right shoulder) )	
The Captain of the Queen's Flight	(Type 1) )	
b. Aide-de-camp to the Sovereign	Gold seven-line orris cord )	Gilt crown and Royal Cypher in capital letters (see Note 2)
Honorary Physician to the Sovereign	with no device on tags (to )	
Honorary Surgeon to the Sovereign	be worn on the right )	
Honorary Dental Surgeon to the	shoulder) (Types 2 and 2a) )	
Sovereign	)	
Honorary Chaplain to the Sovereign	)	
Honorary Nursing Sister to the Sovereign	)	
c. Equerry to members of the Royal Family other than the Sovereign	Gold seven-line orris cord )	Cypher of the member of the Royal Family worn in the same manner as the Royal Cypher
	with no device on tags (to )	
	be worn on the right )	
	shoulder) )	
	Types 2 and 2a) )	

ANNEX B TO  
AP 1358  
CHAPTER 9

d.	Marshal of the Royal Air Force see Note 1)	Gold seven-line orris cord with gilt eagle and crown on tags (to be worn on the right shoulder) (Type 3)	) ) ) ) ) ) )	No device
e.	Air Members of the Defence Council (See Note 1) Air Members of the Air Force Board	Blue and gold seven-line orris cord with silver eagle and crown ion tags (to be worn on the right shoulder) (Type 4)	) ) ) ) ) ) )	No device
f.	Personal staff (see Note 2) of: Governors General Aide-de-camp to the Lord High Commissioner to the General Assembly of the Church of Scotland	Gold seven-line orris cord with no device on tags (to be worn on the right shoulder) (Types 2 and 2a)	) ) ) ) ) ) )	No device
g.	Head of British Defence Services Staff Washington Air Attachés and Assistant Advisers and Assistant Advisers in High Commissions in Commonwealth Capitals Head of Secretariat British Defence Liaison Staff Ottawa	Blue and gold seven-line orris cord with silver eagle and crown ion tags (to be worn on the left shoulder) (Type 5)	) ) ) ) ) ) )	No device



ANNEX B TO  
AP 1358  
CHAPTER 9

h.	Personal staff (see Note 2) of:	Blue and gold seven-line	)	
	Governors	orris cord with no device	)	
	Lieutenant Governors	on tags (to be worn on the	)	No device
	High Commissioners	right shoulder	)	
		(Type 6)	)	
j.	Personal staff of:	Blue and gold seven-line	)	
	Service Members of the Defence Council	orris cord (to be worn on the	)	
	Vice Chief the defence Staff	left shoulder	)	No device
	Members of the Air Force Board	(Types 7 and 7a)	)	
	Air Officers Commanding-in-Chief		)	
	Commanders-in-Chief		)	
	Air Officers Commanding Groups and equivalent formations		)	
	Director General of Security(RAF)/Commandant General RAF		)	
	Regiment		)	
	Air Officers Scotland, Northern Ireland and Wales		)	No device
	Commander British Forces Cyprus		)	
	Commandants of the RAF Colleges and the Central Flying School		)	
	Air Commander Gibraltar		)	
	Chairman Military Committee NATO		)	
	United Kingdom Military Representative Brussels		)	No device
	Deputy Commander-in-Chief Allied Forces Central Europe		)	
	Director of International Military Staff NATO		)	
	Head of British Defence Staff Washington		)	

Notes:

1. Officers entitled to wear the aiguillettes under the provisions of sub-paras d and/or e, who are also entitled under the provisions of sub-para a, are to wear the aiguillettes and device appropriate to the appointments in sub-para a.

ANNEX B TO  
AP 1358  
CHAPTER 9

2. A personal aide-de-camp to the Sovereign, who has held that appointment during more than one reign, should wear the Royal Cypher of each sovereign under whom he/she has served, and should continue to wear them in the small size after he has relinquished the appointment. All other officers entitled to wear the Royal Cypher, are to wear the Cypher of the reigning Sovereign only, but an air aide-de-camp may, on relinquishing the appointment continue to wear the small size Royal Cypher of each Sovereign under whom he has served and been appointed. The Royal Cypher of the reigning Sovereign is to be worn above any other Royal Cypher. With the exception of personal and air aides-de-camp, Royal Cyphers are not worn after the appointment is relinquished.

### **WHITE GLOVES AND WHITE WEBBING**

White nylon or cotton gloves with one button or press-stud are to be worn by:

- a. RAF and PMRAFNS officers with No 1A and 6A SD, whether or not a sword is being worn, and with No 1 and 6 SD when a sword is worn.
- b. WOs with No 1 and 6 SD when a sword is worn.

White nylon or cotton gloves are to be worn by airmen and airwomen with No 1 and 6 SD when participating in:

- a. State occasions.
- b. Royal occasions for the Royal Air Force.
- c. Guards at Royal residences.
- d. Guards of Honour.
- e. Service funerals authorised by the Air Force Board.
- f. Official memorial services.
- g. Sovereign's Birthday Parades.
- h. Annually recurring national ceremonies such as Remembrance Day and Battle of Britain parades, the Festival of Remembrance and Royal Tournament.
- i. Regional Ceremonies of national importance in England, Scotland, Wales and Northern Ireland.
- j. Parades to present a Queen's Colour or Squadron Standard.

k. Parades to confer Freedoms.

l. Parades to exercise Freedoms.

m. Recruit Graduation Parades

White polyethylene webbing is to be worn by airmen, airwomen and PMRAFNS (other than WOs), when participating in the above events.

White gloves and white webbing not committed to the events listed above, on the authority of SO1 RAF Ceremonial, may be authorised for wear by the appropriate personnel on other occasions of a lower priority.