



# THE FOURSQUARE CHURCH



*2023 Annual Report*



# Table of Contents

Our Target + Priorities ..... 1  
The U.S. Foursquare Church ..... 2  
Foursquare Missions International ..... 7  
Foursquare Disaster Relief ..... 9  
Financial Report ..... 10

**This report fulfills article 5.3B as per the Foursquare bylaws**

At each regular convention, official business reports shall be received from the following: president, treasurer, general supervisor, director of missions, committees whose reports require corporate action, and individuals giving Cabinet-recommended reports.

# Our Target

More and growing leaders, together on mission.

*Our target, defined:*

**MORE:** Increasing, new, generations, diverse, women and men

**GROWING:** Curious, learning, empathetic, healthy, praying, with Jesus

**LEADERS:** Ministers, pastors, Foursquare Missions International Workers, Foursquare Chaplains International

**TOGETHER:** Connected, unified, interdependent, rowing in the same direction

**MISSION:** Missiology, recruit, develop, send, Great Commission

# Our Four Priorities

Prayer, Discipleship, Health, Together

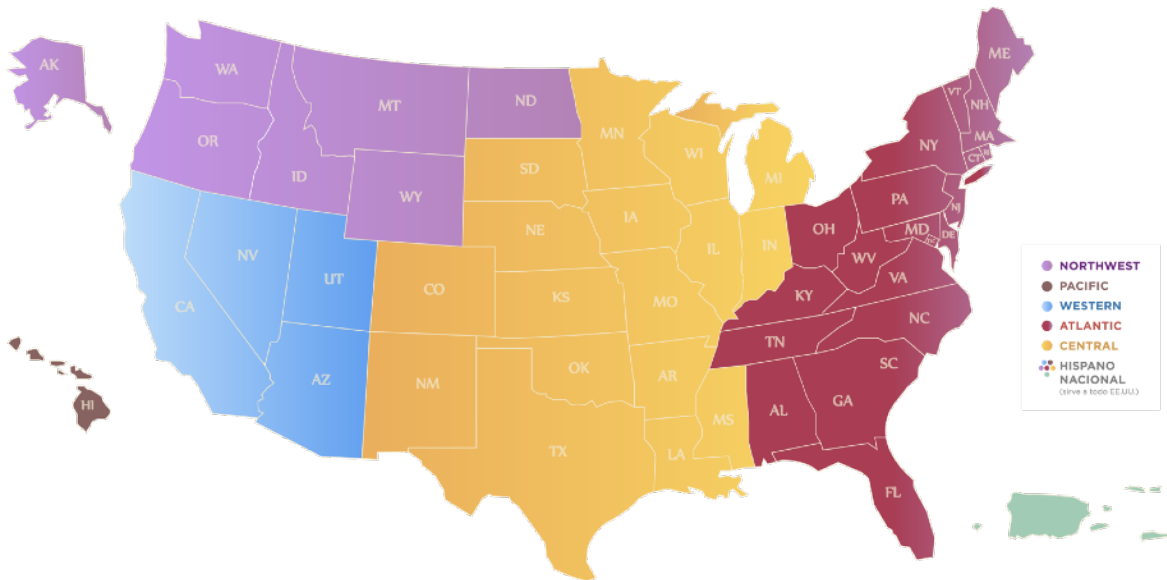


***Celebrating what God has done through Foursquare in 2022 as we look towards the future.***

## **U.S. Foursquare Church**

***\* serving 50 states + Puerto Rico***

### **Foursquare Districts + Supervisors**



#### **Atlantic District**

Chanda Crutcher, Supervisor  
Durant Kreider, Associate Supervisor

#### **Central District**

Antonio Sims, Supervisor  
Beth Hackbarth, Associate Supervisor  
Esperanza Morphis, Associate Supervisor

#### **National Hispanic District**

Martin Ruarte, Supervisor  
Rolando Cortes, Associate Supervisor  
Marysol Ramos, Associate Supervisor  
Denny Truett, Associate Supervisor

#### **Northwest District**

Dave Edler, Supervisor  
David Eddy, Associate Supervisor  
Molly DuQue, Associate Supervisor

#### **Western District**

Wendy Nolasco - Interim Supervisor  
Grace Kladnik, Associate Supervisor  
Tim Russell, Associate Supervisor  
Mark Slomka, Associate Supervisor

#### **Pacific District**

Sheldon Lacsina, Supervisor

# Extending care to our pastors and leaders

## Regional Pastors

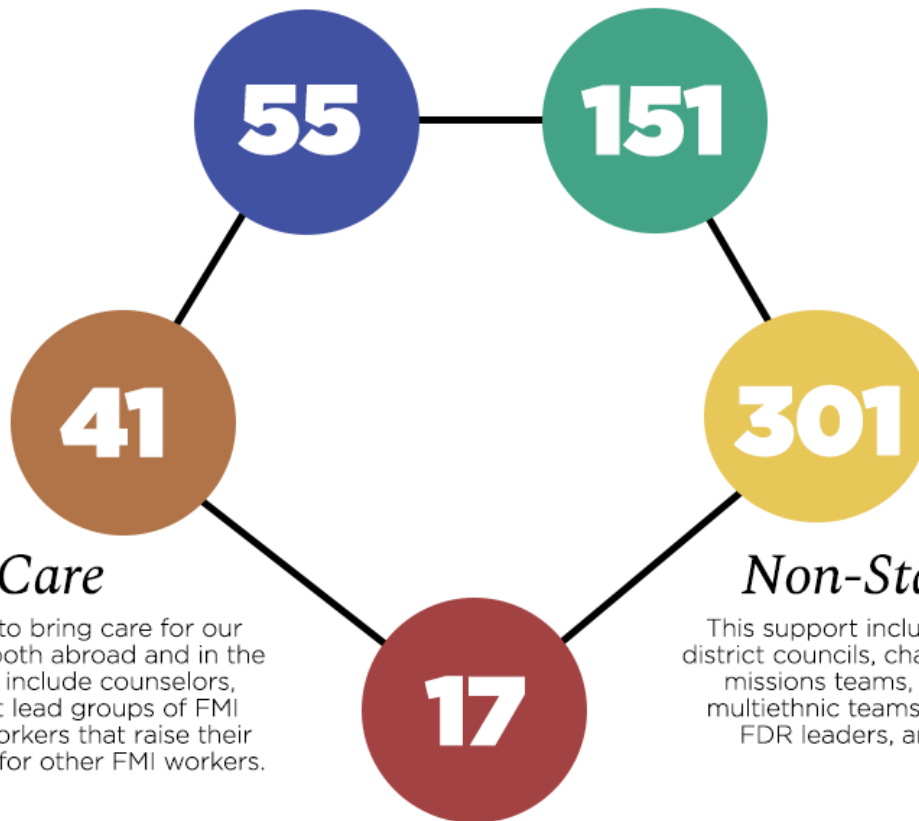
Regional pastors are an extension of district leadership teams and exist to bring care to our pastors and leaders. RP's oversee regional areas in each district.

**\* includes NextGen Regional Pastors**

## Area Pastors

Area pastors are an extension of district leadership teams and exist to bring care to our pastors and leaders. AP's oversee areas in each district comprised of leaders and churches.

**\* includes Area Chaplains**



## FMI Care

Leaders mobilized to bring care for our missionary workers both abroad and in the U.S. These leaders include counselors, cluster leaders that lead groups of FMI workers, and FMI workers that raise their own funding to care for other FMI workers.

## Non-Staff Support

This support includes the board + cabinet, district councils, chaplain coordinators, district missions teams, cause network leaders, multiethnic teams, ethnic network leaders, FDR leaders, and board committees.

## Multiply Catalysts

Multiply Catalysts serve the districts by partnering with district teams to identify and cultivate church plants, planters and missional movements within the district.

## Church impact by the numbers

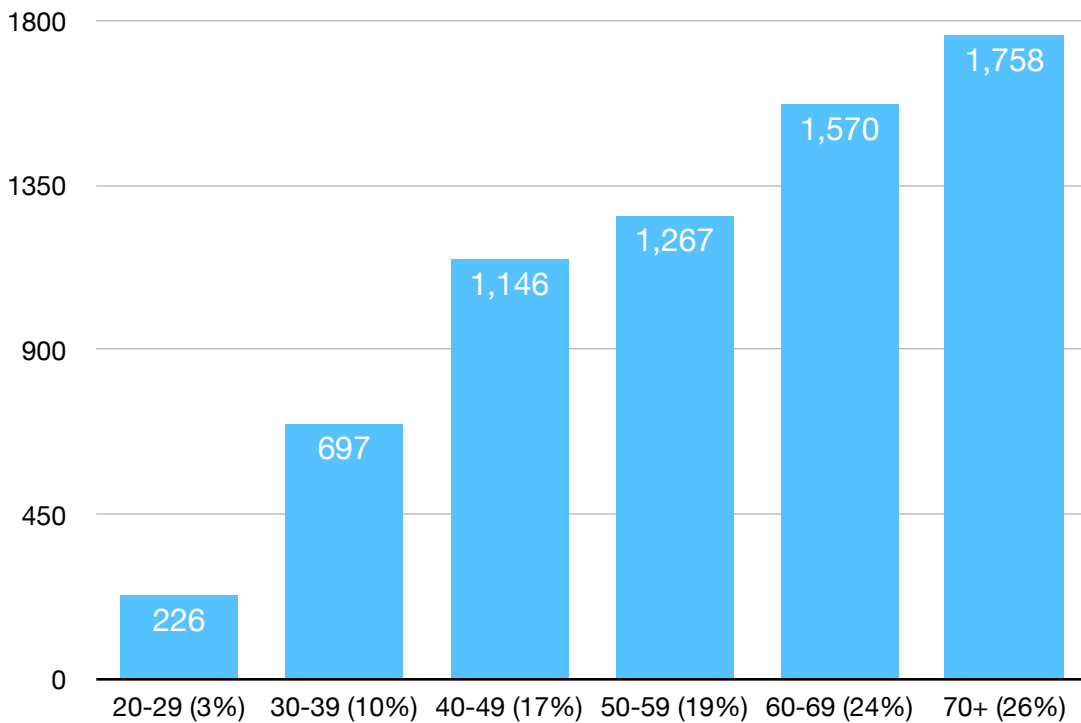
- Salvations: 41,915
- Holy Spirit Baptisms: 6,982
- Water Baptisms: 10,764
- Healings: 22,002

*\*Above numbers are self-reported through the Foursquare Monthly Church Report. These numbers represent approximately 80% of Foursquare churches and congregations as of March 1, 2023.*

## Total Ministers in Foursquare

- Total ministers: 6,664
- 4,043 men + 2,621 women

## Ages of Foursquare Credentialed Ministers



## Senior Pastors in Foursquare

- 1,225 male senior pastors + 153 female senior pastors  
*\* An additional 284 women serve as co-pastors*

## Multilingual Movement

- Foursquare licensed ministers speak 34 distinct primary languages and 50 distinct secondary languages

## Church and Missional Congregation Openings + Closings

*Includes charter, covenant, community, district, ethnic congregations, multi-site campus, pipeline covenant plant + pipeline covenant incoming.*

Total Number of Churches and Congregations in 2022		Opened in 2022		Closed in 2022	
Churches	1,406	Open Churches	25	Closed Churches	71
Congregations	615	Open Congregations	58	Closed Congregations*	25
Pipeline	46	Pipeline	10	Pipeline	8
Chaplain	393*	Chaplain		Chaplain	
Multi-site	86	Multi-site	2	Multi-site	13
Ethnic	21	Ethnic	0	Ethnic	3
Multiply	69*	Multiply	46*	Multiply	1*
<b>Total Number of Churches &amp; Congregations</b>	<b>2,021</b>	<b>Number of Churches &amp; Congregations Opened in 2022</b>	<b>83</b>	<b>Number of Churches &amp; Congregations Closed in 2022</b>	<b>96</b>

\* Not listed in the Hub but self-reported by Foursquare team

## Multiply

- 46: **units started the Multiply process in 2022**
- 69: **Total leaders in Multiply process by January 2023**
- 1: **Church stepped out of the process**
- 55%: **leaders who are female, hispanic, or non-majority cultures**
- 14: **Non-traditional or city center church plants**
- 180: **# of unique leaders that are a part of Multiply**  
*(Planters, catalysts, sending partners + area partners)*

## Chaplains

- **Number of Chaplains in 2022:** 339
- **Number of chaplain congregations:** 393

## Credentialing + Ordination

### **Ministers Licensed: 167**

- 52.70% Male
- 47.30% Female
- 39.60% Under the Age of 40

### **Total Number of Applicants:** 1277 by end of 2022

- 55% Men
- 45% Female
- 42.6% were under the age of 40

### **New Applicants who began the process in 2022:** 537

### **Ministers Ordained with laying-on-of-hands in 2022:** 376

### **Number of National Credential Coaches:** 260

### **Number of non-English speaking/English is their second language applicants served in 2022:** 240

### **Languages Served:**

Arabic, Armenian, Chinese, Filipino, French, French Creole, Indonesian, Iranian, Nepali, Nigerian, Portuguese, Russian, Spanish\*, Tagalog, and Urdu.

*\*Includes ministers from Puerto Rico*



# Foursquare NextGen

## Summer Camps 2022 by the numbers

District	Total Attendees	Salvations + Rededications	Healings	Baptisms of Holy Spirit	Called to Ministry
Atlantic	1,600	442	574	288	147
Central	1,276	311	404	184	109
Hispanic	1,919	109	71	25	28
Northwest	3,462	1,290	160	393	151
Pacific	498	87	2	27	111
Western	3,782	853	888	442	460
<b>Total</b>	<b>12,537</b>	<b>3,092</b>	<b>2,099</b>	<b>1,359</b>	<b>1,006</b>

## Foursquare Missions International

### Workers deployed

- Total deployed workers: 360
- Deployed in 2022: 31

### Current totals deployed (field workers + emissaries)

- **Workers:** 192
  - 82 couples + 28 singles
- **Emissaries:** 70
  - 26 couples + 18 singles
- **Missionary Kids (MKs):** 98
  - 94 worker MKs + 4 emissary MKs

### **Workers trained**

- 43 workers trained
- 64 training courses completed
- 18 completed CORE Training
- 9 completed CORE on the field
- 11 completed emissary training
- 12 completed partner development
- 5 completed Emotionally Healthy Leadership training on the field
- 9 completed Intro Security training on the field

### **In the pipeline**

- 29 applicants
- 8 candidates (board approved, raising funds to deploy)
- 214 with varying levels of interest in future deployment

### **Total/Percentage going to Unreached People Group (UPG) type assignments**

- 16 of 31 deployed to UPGs this year, with over half going to UPG assignments
- 80 workers who are currently deployed to unreached assignments

### **Foursquare has presence in 156 nations with around 100,000 churches**

- Through Covid we have added a gospel presence in 8 new nations to bring us to 156 total.
- We are currently sending more workers to Unreached People Group (UPG) assignments than to non-UPG assignments.
- We have launched a Global Prayer Network to unite our global family around prayer.
- We have a missions director cohort made up of missions directors from nations all over the globe that have mission departments to work together.

### **FMI financial data at a glance:**

**Worker Funding:** \$6,726,347

**Global Missions Fund:** \$2,305,176

# Foursquare Disaster Relief

## Foursquare Disaster Relief (FDR) 2022 Highlights

- 48 Disasters responded to in 2022
- 6 Disaster Relief Training completed with 125 new FDR responders now on mission
- 22 semi-truck loads of relief supplies (food, water, and other relief supplies) were delivered to Florida in response to Hurricane Ian.
- FDR Fleet: FDR acquired a 1 ton pickup truck, a travel trailer, a box truck, and a forklift, allowing a quicker and more efficient response.
- Developed a new pathway for FDR training and categories in collaboration with Foursquare Chaplains International's new Life Pacific University's certificate program
- Raised \$1.8 million for Ukraine response
  - Response in 4 key cities in Ukraine
- 6 European nations mobilized and participated in FDR relief efforts
  - Helped build 75 houses for Ukrainian Refugees

## FDR financial data at a glance

**Total Revenue:** \$3,452,668

**Total Expenditures:** \$2,413,147

**Net Assets Beginning:** \$1,673,631

**Net Assets Ending:** \$2,713,153

**Gift-in-Kind Total:** \$2,610,569 (approximate value)

# 2023 Financial Report *(unaudited)*

For the year ended December 31, 2022

**For:** Foursquare Cabinet March 6, 2023

**By:** Jarrod Kula, Treasurer/CFO jkula@foursquare.org

## **Overview and Highlights**

- Sale of Rolf K. McPherson (RKM) Building in February 2022 for \$51M, resulted in over \$49M in net proceeds, as well as a \$45M+ gain on sale.
- Investment income, largely unrealized, resulted in an \$18.6M loss for 2022.
  - While this represents a nearly \$60M swing from 2021, this outcome represents just over a negative 5% return on our investments. In 2022, S&P 500 posted over a 19% loss and a 60/40 stock/bond strategy experienced over an 18% loss. If ICFG had employed either one of these very common strategies, investment income losses would have approached \$80M. Said another way, the good work of the Investment Committee of the board of directors saved more than the amount of the RKM building this year!
  - It should be noted that ICFG's market exposure also significantly impacts our lending and savings (interest rates), insurance (market), and Foursquare Financial Solutions
- A change in depreciation policy resulted in a one-time increase of approximately \$20M in depreciation expense. Properties and similar assets (buildings, parsonages) were all assigned a 40-year useful life, rather than lives of 30-60 years.
- Charter and Covenant church property transitions/withdrawals totaled over \$13M in expense.
- Loan delinquencies remain below 1%.

## **Consolidated Statement of Activities (Profit + Loss) - page 13**

- Contributions dropped slightly from 2021 to \$45M due to the re-characterization of trust assets (\$3.5M). Had it not been for this adjustment, contributions would show a slight increase.
  - Extension Tithe was just over \$33M, hitting our budget forecast but approximately \$700K below 2021 actuals.
  - Global Missions Fund, FDR, and total FMI worker income all reached their highest levels in the last 5 years.

- Changes in the expenses side, especially loans and insurance, are due to passthrough local church activity.
- Change in net assets of negative \$25M is attributable primarily due to:
  - Change in depreciation (non-cash) of ~\$20M.
  - Investment losses throughout the organization (~\$35M variance actual to budget).
  - Church property transitions and withdrawals of ~\$13M.
  - Offset by gain on RKM sale of \$45M
- ICFG's operations came in under budget by \$1M with investment performance removed.

### **Consolidated Statement of Financial Position (Balance Sheet) - page 14**

- Cash and cash equivalents ended at \$12.6M.
- Accounts receivable ended at ~\$3M.
  - Increase from 2021 is due to changing our insurance billing to annual from monthly.
- Investments increased from \$341M to \$364M.
  - Increase is due to proceeds of RKM building exceeding 2022 unrealized investment losses.
  - Endowment assets ended 2022 at \$272M, a decrease from \$294M in 2021.
  - Endowment spend for 2023 is projected at \$8.75M based on 3.5% of the 5-year moving average (an increase from \$8.45M in 2022).
- Property ended at \$724M.
  - Decrease of ~\$63M is due to current year depreciation and church property withdrawals and transitions.
- Other assets are comprised primarily of other trust assets (\$6.8M) and prepaid insurance premiums (\$1.2M).
- Deferred revenue increase is due to offsetting trust liability (\$6.8M) and change in insurance billing.
- Notes payable are loans churches have to external banks and dropped by over \$15M to \$76.7M and consistent with an overall trend of churches increasing debt aversion.
- Loan fund certificates payable represent investment in Foursquare Financial Solution Loan Fund certificates and dropped by \$10M to

approximately \$49M largely due to extraordinary market interest rate volatility noted earlier.

### **2023 AOP - page 15**

- The predominant theme of the 2023 AOP is navigating stable revenues with increasing expense pressure (inflation, missional).
- Total revenues forecast at \$78.2M, a \$4M increase from 2021.
  - Extension tithe revenue is unchanged at \$33M.
  - Donor-restricted revenues reflect primary areas of growth (FMI, FMI workers, FDR), in addition to closed property sales.
- Total expenses remained stable despite inflationary and missional pressure at \$78.2M.
- The 2023 is a balanced budget with a 0.02% margin of \$15,606, a \$4.1M improvement from 2022's AOP.

**INTERNATIONAL CHURCH OF THE FOURSQUARE GOSPEL**  
**CONSOLIDATED STATEMENTS OF ACTIVITIES**  
**FOR THE YEARS ENDED DECEMBER 31, 2022 (UNAUDITED) AND 2021 (AUDITED)**

	<b>December 31, 2022</b>	<b>December 31, 2021</b>
<b>REVENUES AND SUPPORT</b>		
Member Church Contributions	\$ 45,079,259	\$ 47,003,930
Member Church Contributions for Loan Payments	16,829,997	17,012,037
Member Church Contributions for Properties	19,089,621	19,260,157
Contributions and Bequests	61,619	322,118
Investment Income	(18,610,498)	41,880,947
Rental Income	2,816,855	4,697,403
Fees for Services	3,442,590	1,990,804
Loan Income	7,047,138	6,648,512
Insurance Income	4,611,000	6,623,537
Gain on Sale of Property and Equipment	50,196,290	10,372,260
Other	512,005	2,444,219
<b>TOTAL REVENUES AND SUPPORT</b>	<b>131,075,876</b>	<b>158,255,924</b>
<b>EXPENSES</b>		
Program Services		
US Mission and Church Support	39,776,914	36,473,378
Global Mission Support	16,885,092	12,797,851
Church Property Services	72,796,380	41,788,470
Loan Services	5,700,122	9,805,750
Insurance Services	5,939,995	7,182,662
Total Program Services	141,098,503	108,048,111
General and Administrative	15,208,982	18,642,604
<b>TOTAL EXPENSES</b>	<b>156,307,485</b>	<b>126,690,715</b>
<b>CHANGE IN NET ASSETS</b>	<b>(25,231,609)</b>	<b>31,565,209</b>
<b>NET ASSETS - Beginning of Year</b>	<b>1,103,820,836</b>	<b>1,072,255,627</b>
<b>NET ASSETS - End of Period</b>	<b>\$ 1,078,589,227</b>	<b>\$ 1,103,820,836</b>

**Note:**

Consolidated Statements includes Foursquare Financial Solutions, Inc., Foursquare Financial Solutions Loan Fund, Inc., and Foursquare Senior Living EP, LLC

**INTERNATIONAL CHURCH OF THE FOURSQUARE GOSPEL**  
**CONSOLIDATED STATEMENTS OF FINANCIAL POSITION**  
**DECEMBER 31, 2022 (UNAUDITED) AND DECEMBER 31, 2021 (AUDITED)**

	<b>December 31, 2022</b>	<b>December 31, 2021</b>
<b>ASSETS</b>		
Cash and Cash Equivalents	\$ 12,629,798	\$ 17,174,236
Accounts Receivable	3,096,195	1,008,692
Notes Receivable	137,005,753	144,038,900
Investments	364,386,384	340,724,979
Investment Assets Restricted for Split Interest Agreements	5,957,778	15,426,495
Managed Investments	12,069,590	4,891,153
Equity Investment in Stewardship	7,158,103	8,419,352
Property and Equipment (net of Depreciation)	724,102,507	787,367,848
Assets Held for Sale	21,212,512	12,136,955
Other Assets Restricted for Split Interest Agreements	145,550	3,403,350
Other Assets	9,500,170	5,819,607
	<u>\$ 1,297,264,340</u>	<u>\$ 1,340,411,567</u>
<b>LIABILITIES AND NET ASSETS</b>		
<b>LIABILITIES</b>		
Accounts Payable and Accrued Expenses	\$ 5,094,785	\$ 5,151,533
Deferred Revenue	9,745,336	4,281,229
Notes Payable	76,698,558	92,351,499
Deposits Payable	62,256,164	57,723,112
Loan Fund Certificates Payable	48,662,500	58,796,175
Liability for Managed Investments	12,069,591	4,891,153
Liability Under Split-Interest Agreements	4,148,179	13,396,030
	<u>218,675,113</u>	<u>236,590,731</u>
<b>NET ASSETS</b>		
Without Donor Restrictions	1,069,468,924	1,092,223,072
With Donor Restrictions	9,120,303	11,597,764
	<u>1,078,589,227</u>	<u>1,103,820,836</u>
<b>TOTAL NET ASSETS</b>	<u>\$ 1,297,264,340</u>	<u>\$ 1,340,411,567</u>
<b>TOTAL LIABILITIES AND NET ASSETS</b>	<u>\$ 1,297,264,340</u>	<u>\$ 1,340,411,567</u>

**Note:**

Consolidated Statements includes Foursquare Financial Solutions, Inc., Foursquare Financial Solutions Loan Fund, Inc., and Foursquare Senior Living EP, LLC



ICFG Consolidated Budget

	Operating	Temporarily Restricted	2023 Total	2022 Total	Legend / 2021 AOP totals
<b>Revenues</b>					
Extension Tithe	\$ 33,000,000		\$ 33,000,000	\$ 33,000,000	D590
Endowment Spend	\$ 8,753,143		\$ 8,753,143	\$ 8,451,421	D580
Corp Investment return	\$ 4,400,000		\$ 4,400,000	\$ 3,200,000	D580
Loans - IFLF	\$ 3,995,597		\$ 3,995,597	\$ 3,998,270	D550
Loans - FFSLF	\$ 2,411,278		\$ 2,411,278	\$ 2,657,392	D701
Insurance	\$ 6,734,250		\$ 6,734,250	\$ 7,062,360	D555
FMI/Earmarked		8,000,000	\$ 8,000,000	\$ 6,700,000	D280
Properties	\$ 2,897,200		\$ 2,897,200	\$ 1,068,500	D510-D524, D560
FMI/GMF		2,500,000	\$ 2,500,000	\$ 1,800,000	D201
FDR		2,000,000	\$ 2,000,000	\$ 1,220,269	D620
Credentials	\$ 1,440,000		\$ 1,440,000	\$ 1,137,500	D405
FMP		915,000	\$ 915,000	\$ 915,000	D290
Connection/Event Services	\$ 550,000		\$ 550,000	\$ 450,000	D165
Chaplains	\$ -	\$ 244,500	\$ 244,500	\$ 244,500	D630
Other (Retirement, FFS)	\$ 372,360		\$ 372,360	\$ 656,000	D660, D901
<b>Total Revenues</b>	<b>\$ 64,553,827</b>	<b>13,659,500</b>	<b>\$ 78,213,327</b>	<b>\$ 74,113,345</b>	<b>\$ 70,851,084</b>
<b>Expenses</b>					
President/Exec	\$ 1,770,503		\$ 1,770,503	\$ 1,628,775	D101, D170
Leader Health + Dev // WG	\$ 911,145		\$ 911,145	\$ 982,787	D155, D158
CSR West + East	\$ 109,650		\$ 109,650	\$ 256,890	D156, D157
Communications	\$ 1,173,717		\$ 1,173,717	\$ 1,296,168	D160
Connection/Event Services	\$ 1,574,950		\$ 1,574,950	\$ 1,026,000	D165
HR	\$ 699,628		\$ 699,628	\$ 671,734	D425
<b>Culture</b>	<b>\$ 6,239,592</b>		<b>\$ 6,239,592</b>	<b>\$ 5,862,354</b>	<b>\$ 5,064,959</b>
Return of Tithe, LPU	\$ 13,495,000		\$ 13,495,000	\$ 13,495,000	D390
Districts	\$ 10,446,314		\$ 10,446,314	\$ 9,576,731	D305-D330
Retirement	\$ 3,262,000		\$ 3,262,000	\$ 3,240,000	D660
FMI	\$ 942,613	\$ 2,500,000	\$ 3,442,613	\$ 5,485,989	D201, D270, D275
FMI/Earmarked	\$ 933,090	\$ 8,000,000	\$ 8,933,090	\$ 6,700,000	D280
Global Council	\$ 600,036	\$ -	\$ 600,036	\$ 969,852	D285
FDR	\$ -	\$ 2,000,000	\$ 2,000,000	\$ 1,331,444	D620
FMP	\$ 95,708	\$ 915,000	\$ 1,010,708	\$ 1,092,392	D290
Chaplains	\$ 289,998	\$ 244,500	\$ 534,498	\$ 495,269	D630
US Missions/NextGen	\$ 1,033,268		\$ 1,033,268	\$ 1,843,746	D301, D350
Multiply/WG + WG Church Health	\$ 1,607,115		\$ 1,607,115	\$ 1,874,109	D360, D362, D361
Shared Mission, WG ME, WG DMM	\$ 812,122		\$ 812,122	\$ 811,546	D601, D610, D611
<b>Cause</b>	<b>\$ 33,517,264</b>	<b>13,659,500</b>	<b>\$ 47,176,764</b>	<b>\$ 46,916,078</b>	<b>\$ 41,277,167</b>
Insurance	\$ 7,297,846		\$ 7,297,846	\$ 6,898,511	D555
Properties	\$ 4,148,518		\$ 4,148,518	\$ 3,483,023	D510-D524, D560
Loans - IFLF	\$ 1,483,188		\$ 1,483,188	\$ 1,198,608	D550
Loans - FFSLF	\$ 1,581,433		\$ 1,581,433	\$ 1,718,098	D701
Credentials	\$ 1,357,738		\$ 1,357,738	\$ 1,229,778	D405
IT/IS	\$ 2,388,061		\$ 2,388,061	\$ 2,395,571	D410, D415
Ministry Ops/FSS/NAS	\$ 1,603,602		\$ 1,603,602	\$ 1,358,949	D401, D420, D430
Business & Finance/Legal/Acctg/Sec	\$ 3,324,866		\$ 3,324,866	\$ 3,591,363	D501, D505, D540, D545
Board Committees	\$ 662,167		\$ 662,167	\$ 458,500	D570
Archives	\$ 270,971		\$ 270,971	\$ 240,643	D670
Other (FFS, Investments)	\$ 662,974		\$ 662,974	\$ 1,118,000	D590, D901, D580
<b>Corporation</b>	<b>\$ 24,781,365</b>	<b>-</b>	<b>\$ 24,781,365</b>	<b>\$ 25,170,693</b>	<b>\$ 24,078,459</b>
<b>Total Expenses</b>	<b>\$ 64,538,221</b>	<b>13,659,500</b>	<b>\$ 78,197,721</b>	<b>\$ 78,247,562</b>	<b>70,420,585</b>
<b>Net Income / (Loss)</b>	<b>\$ 15,606</b>	<b>-</b>	<b>\$ 15,606</b>	<b>\$ (4,134,217)</b>	<b>\$ 430,499</b>

\*\*Excess investment returns, church properties/loans transfers are not reflected as part of the AOP