



SOUTHLAND CHAMPIONS

HISTORY & RECORDS

TEAM CHAMPIONS

Lamar	9
Louisiana-Monroe*	7
McNeese	6
Stephen F. Austin	6
Arkansas State*	4
Sam Houston State	3
Abilene Christian	3
Louisiana Tech*	3
Southeastern Louisiana	3
Nicholls	3
Northwestern State	2
Texas-San Antonio*	2
Texas State*	2
Louisiana-Lafayette*	2
North Texas*	2
Texas-Arlington*	2
New Orleans	1
Texas A&M-Corpus Christi	1
Trinity*	1
Vacated	2

* Indicates former Southland Conference member



Erik Thomas, New Orleans

DIVISION WINNERS

The Southland Conference used divisional play from the 2006-07 season through the 2011-12 season. Lamar was in the East and Stephen F. Austin was in the East in 2006-07 and 2007-08 before switching division the next two years. The two teams then went back to their original divisions beginning with the 2010-11 season.

East Division

2006-07	Northwestern State
2007-08	Lamar
2008-09	Stephen F. Austin
2009-10	Stephen F. Austin
2010-11	McNeese
2011-12	Lamar

West Division

2006-07	Texas A&M-Corpus Christi
2007-08	Stephen F. Austin
2008-09	Sam Houston State
2009-10	Sam Houston State
2010-11	Sam Houston State and Texas State
2011-12	Texas-Arlington

YEAR-BY-YEAR SOUTHLAND CHAMPION

1964	Lamar	1993	*Louisiana-Monroe
1965	Abilene Christian	1994	*Louisiana-Monroe
	*Arkansas State	1995	Nicholls
1966	Abilene Christian	1996	*Louisiana-Monroe
1967	*Arkansas State	1997	*Texas State
1968	Abilene Christian		*Louisiana-Monroe
1969	*Trinity		McNeese
1970	Lamar	1998	Nicholls
1971	*Arkansas State	1999	*Texas State
1972	Vacated	2000	Sam Houston State
1973	Vacated	2001	McNeese
1974	*Arkansas State	2002	McNeese
1975	McNeese	2003	Sam Houston State
1976	*Louisiana Tech	2004	Southeastern Louisiana
1977	*Louisiana-Lafayette		*Texas-Arlington
1978	Lamar		*Texas-San Antonio
	McNeese	2005	Southeastern Louisiana
1979	Lamar		Northwestern State
1980	Lamar	2006	Northwestern State
1981	Lamar	2007	Texas A&M-Corpus Christi
1982	*Louisiana-Lafayette	2008	Stephen F. Austin
1983	Lamar		Lamar
1984	Lamar	2009	Stephen F. Austin
1985	*Louisiana Tech	2010	Sam Houston State
1986	*Louisiana-Monroe	2011	McNeese
1987	*Louisiana Tech	2012	*Texas-Arlington
1988	*North Texas	2013	Stephen F. Austin
1989	*North Texas	2014	Stephen F. Austin
1990	*Louisiana-Monroe	2015	Stephen F. Austin
1991	*Louisiana-Monroe	2016	Stephen F. Austin
1992	*Texas-San Antonio	2017	New Orleans
		2018	Southeastern Louisiana, Nicholls

POSTSEASON AWARDS

Player of the Year

1964	Jerry Rook, ASU
1965	Jerry Rook, ASU
1966	John Dickson, ASU
1967	Larry Jeffries, TRIN
1968	John Ray Godfrey, ACU
1969	Larry Jeffries, TRIN
1970	Kenny Haynes, LU
1971	Allen Pruiett, ASU
	Luke Adams, LU
1972	Dwight Lamar, ULL
1973	Mike Green, LTU
1974	Steve Brooks, ASU
1975	Henry Ray, MCN
1976	Mike McConathy, LTU
1977	Dan Henderson, ASU
1978	Andrew Toney, ULL
1979	David Lawrence, MCN
1980	Andrew Toney, ULL
1981	Mike Olliver, LU
1982	Albert Culton, UTA
1983	Karl Malone, LTU
1984	Tom Sewell, LU
1985	Joe Dumars, MCN
1986	Bobby Jenkins, ULM
1987	Jerome Batiste, MCN
1988	Tony Worrell, UNT
1989	Deon Hunter, UNT
1990	Anthony Pullard, MCN
1991	Anthony Jones, ULM
	Carlos Funchess, ULM
1992	Ryan Stuart, ULM
1993	Ryan Stuart, ULM
1994	Eric Kubel, NSU

INDIVIDUAL POSTSEASON HONORS



1995.....	Reggie Jackson, NICH
1996.....	Paul Marshall, ULM
1997.....	Rosell Ellis, MCN
1998.....	Roderic Hall, UTSA
1999.....	Donte Mathis, TXST
2000.....	Mike Smith, ULM
2001.....	Demond Mallet, MCN
2002.....	McEverett Powers, UTSA
2003.....	Donald Cole, SHSU
2004.....	LeRoy Hurd, UTSA
2005.....	Joe Thompson, SHSU
2006.....	Ricky Woods, SLU
2007.....	Chris Daniels, TAMUCC
2008.....	Josh Alexander, SFA
2009.....	Matt Kingsley, SFA
2010.....	Marquez Haynes, UTA
2011.....	Gilberto Clavell, SHSU
2012.....	Patrick Richard, MCN
2013.....	Taylor Smith, SFA
2014.....	Jacob Parker, SFA
2015.....	Thomas Walkup, SFA
2016.....	Thomas Walkup, SFA
2017.....	Erik Thomas, UNO
2018.....	Jordan Howard, UCA

Freshman of the Year

1964-89.....	None selected
1991.....	Jesse Ratliff, UNT
1992.....	Reggie Jackson, NICH
1993.....	Rontrek Floyd, SFA
.....	Derick Preston, SHSU
1994.....	Dameon Sansom, TXST
1995.....	David Miller, UNT
1996.....	Earl Flowers, NICH
1997.....	Bill Washington, UTA
1998.....	Jeremy Burkhalter, SHSU
1999.....	Devin Brown, UTSA
2000.....	Jason Coleman, MCN
2001.....	Derrick Obasohan, UTA
2002.....	Steven Ortiz, SFA
2003.....	Jermaine Wallace, NSU
2004.....	Kurt Attaway, UTSA
2005.....	Ryan Bright, SHSU
2006.....	Josh Alexander, SFA
2007.....	Ro'ger Guignard, UTA
2008.....	Devin Gibson, UTSA
2009.....	Fred Hunter, NICH
2010.....	Melvin Johnson III, UTSA
2011.....	Jeromie Hill, UTSA
2012.....	Trevon Lewis, NICH
2013.....	Jalan West, NSU
2014.....	Zeek Woodley, NSU
2015.....	Jordan Howard, UCA
2016.....	Jaylen Franklin, ACU
2017.....	Jalone Friday, ACU
2018.....	David Caraher, HBU

Newcomer of the Year

1964-76.....	None selected
1977.....	Andrew Toney, ULL*
1978.....	B.B. Davis, LU*

1979.....	Joe Ivory, LTU
1980.....	Melvin Polk, UTA
1981.....	Albert Culton, UTA
1982.....	Joe Dumars, MCN*
1983.....	Karl Malone, LTU*
1984.....	Jerome Batiste, MCN
.....	Jerry Everett, LU
1985.....	James Gulley, LU*
1986.....	Keenan DeBose, UNT
1987.....	Kelvin Collins, ULM
1988.....	Ronnie Morgan, UNT*
1989.....	Fred Thompson, ULM
1990.....	Dexter Grimsley, NSU*
1991.....	Donnell Hayden, UNT
1992.....	Ryan Stuart, ULM
1993.....	Lynwood Wade, TXST
1994.....	Larry Carr, ULM
1995.....	Marlon Anderson, UTSA
1996.....	Pointer Williams, MCN
1997.....	Roderic Hall, UTSA
1998.....	Russell McCutcheon, NICH
1999.....	Mike Smith, ULM
2000.....	Arthur Haralson, NICH
2001.....	Chris Bacon, NICH
2002.....	Donald Cole, SHSU
2003.....	LeRoy Hurd, UTSA
2004.....	Nate Lofton, SLU
2005.....	Ricky Woods, SLU
2006.....	Jejuan Plair, SHSU
2007.....	Lamar Sanders, LU
2008.....	Kenny Dawkins, LU
2009.....	Kevin Palmer, TAMUCC
2010.....	Gilberto Clavell, SHSU
2011.....	Bo Ingram, UTA
2012.....	Kevin Butler, UTA
2013.....	DeQuan Hicks, NSU
2014.....	Jabari Peters, SHSU
2015.....	Tyran de Lattibeaudiere, LU
2016.....	Derreck Brooks, UCA
2017.....	Jalin Hart, UIW
2018.....	Roddy Peters, NICH

Category included freshmen from 1977-90.

*Denotes Newcomer of the Year was a freshman

Defensive Player of the Year

1964-2012.....	None selected
2013.....	Taylor Smith, SFA
2014.....	Jalan West, NSU
2015.....	Michael Holyfield, SHSU
2016.....	Rashawn Thomas, AMCC
2017.....	Liam Thomas, NICH
2018.....	Marlain Veal, SLU

Coach of the Year

1964-65.....	None selected
1966.....	Bob Polk, TRIN
1967.....	Marvin Speight, ASU
1968.....	Dee Nutt, ACU
1969.....	Jack Martin, LU
1970.....	Jack Martin, LU
1971.....	Vacated

1972.....	Vacated
1973.....	Beryl Shipley, ULL
1974.....	John Rose, ASU
1975.....	Emmett Hendricks, LTU
1976.....	Emmett Hendricks, LTU
1977.....	Jim Hatfield, ULL
1978.....	Billy Tubbs, LU
1979.....	J.D. Barnett, LTU
1980.....	Billy Tubbs, LU
1981.....	Bob LeGrand, UTA
1982.....	Bobby Paschal, ULL
1983.....	Andy Russo, LTU
1984.....	Pat Foster, LU
1985.....	Andy Russo, LTU
1986.....	Mike Vining, ULM
1987.....	Tommy Eagles, LTU
1988.....	Jimmy Gales, UNT
1989.....	Jimmy Gales, UNT
1990.....	Mike Vining, ULM
1991.....	Ned Fowler, SFA
1992.....	Rickey Broussard, NICH
1993.....	Mike Vining, ULM
1994.....	Jim Wooldridge, TXST
1995.....	Rickey Broussard, NICH
1996.....	Mike Vining, ULM
1997.....	Mike Miller, TXST
1998.....	Rickey Broussard, NICH
1999.....	Tim Carter, UTSA
2000.....	Bob Marlin, SHSU
2001.....	Ron Everhart, MCN
2002.....	Tic Price, MCN
2003.....	Bob Marlin, SHSU
2004.....	Billy Kennedy, SLU
2005.....	Mike McConathy, NSU
2006.....	Mike McConathy, NSU
2007.....	Ronnie Arrow, AMCC
2008.....	Danny Kaspar, SFA
2009.....	J.P. Piper, NICH
2010.....	Bob Marlin, SHSU
2011.....	Dave Simmons, MCN
2012.....	Scott Cross, UTA
2013.....	Danny Kaspar, SFA
2014.....	Brad Underwood, SFA
2015.....	Brad Underwood, SFA
2016.....	Brad Underwood, SFA
2017.....	Mark Slessinger, UNO
2018.....	Richie Riley, NICH



ALL-CONFERENCE SELECTIONS

HISTORY & RECORDS

1964

First Team: Jim Reynolds, ACU; Pat Agnew, ACU; Jerry Rook, ASU; Don Heller, LU; Pete Ranucci, TRIN. **Second Team:** Charles Cleek, ACU; David Wheeler, ACU; Don Bryson LU; Richard Smith, LU; John Reglin, UTA.

1965

First Team: Charles Cleek, ACU; Jerry Rook, ASU; John Dickson, ASU; Don Bryson, LU; Jerry Wade, LU; Bruce Tibbets, UTA. **Second Team:** Spencer Pickens, ACU; Ray Wright, LU; Bob Hunnicutt, TRIN; Dink Ford, UTA; John Reglin, UTA.

1966

First Team: Charles Cleek, ACU; John Ray Godfrey, ACU; John Dickson, ASU; Larry Jeffries, TRIN ; Mike Nau, UTA. **Second Team:** Terry Priest, ACU; Odis Booker, LU; T. Nelson Bruce, LU; Roy Gamez, TRIN; Dink Ford, UTA.

1967

First Team: John Ray Godfrey, ACU; John Dickson, ASU; Mike Burk, ASU; Larry Jeffries, TRIN; Mike Nau, UTA. **Second Team:** David Wray, ACU; Harold Scifres, ASU; Phil Endicott, LU; Jerry McKeller, LU; Jim Bowles, TRIN.

1968

First Team: John Ray Godfrey, ACU; Earl Dow, LU; Jim Nicholson, LU; Larry Jeffries, TRIN; Felix Thruston, TRIN ; Eddie Stallings, UTA. **Second Team:** Wendell Stewart, ACU; David Renn, ASU; Mike Burk, ASU; Phil Endicott, LU; John Shelton, UTA.

1969

First Team: Ronnie Hearne, ACU; Earl Dow, LU; Larry Jeffries, TRIN; Bill Stokes, TRIN; Eddie Stallings, UTA. **Second Team:** Marion Lewis, ACU; Phil Endicott, LU; Wayne Moore, LU; Jim Nicholson, LU; Tom Fisher, TRIN.

1970

First Team: Ronnie Hearne, ACU; John Belcher, ASU; Luke Adams, LU; Bill Stokes, TRIN; Sherman Evans, UTA. **Second Team:** Ronnie Massey, ACU; Allan Pruettt, ASU; Jim Nicholson, LU; Kenny Haynes, LU; David Payne, UTA.

1971

First Team: Ronnie Hearne, ACU; Allan Pruettt, ASU; John Belcher, ASU; Luke Adams, LU; Felix Thruston, TRIN. **Second Team:** Willie Calvert, ACU; Steve Brooks, ASU; Elton Hayes, LU; Sherman Evans, UTA; Mark Burden, UTA.

1972

First Team: Steve Brooks, ASU; Mike Green, LTU; Andy Knowles, LTU; Dwight Lamar, ULL; Roy Ebron, ULL. **Second Team:** Willie Calvert, ACU; John Belcher, ASU; Steve Wade, LU; Trennis Jones, LU; Jim Jenkins, LTU.

1973

First Team: Don Scaife, ASU; Mike Green, LTU; Dwight Lamar, ULL; Roy Ebron, ULL; Larry Moore, UTA. **Second Team:** Willie Calvert, ACU; Trennis Jones, LU; Henry Ray, MCN; Edmond Lawrence, MCN; Ronnie Marsh, UTA.

1974

First Team: Steve Brooks, ASU; Don Scaife, ASU; Alfred Nickson, LU; Barney Banks, LTU; Henry Ray, MCN; Jerry Johnson, UTA. **Second Team:** J.H. Williams, ASU; Curtis St. Mary, MCN; Bertel Reder, MCN; Edmond Lawrence, MCN; Michael Long, UTA.

1975

First Team: Don Scaife, ASU; Lanky Wells, LTU; Henry Ray, MCN; Edmond Lawrence, MCN; Jerry Johnson, UTA. **Second Team:** Dan Henderson, ASU; Al Nickson, LU; Mike McConathy, LTU; Elliott Lawrence, LTU; Bertel Reder, MCN; John Rudd, MCN.

1976

First Team: Dan Henderson, ASU; Henry Jones, LU; Mike McConathy, LTU; Lanky Wells, LTU; Edmond Lawrence, MCN. **Second Team:** Ike Mills, LU; John Rudd, MCN; Chirley McLaurin, MCN; Ben Stewart, ULL; Freddie Anderson, UTA.

1977

First Team: Dan Henderson, ASU; Mike McConathy, LTU; Lanky Wells, LTU; Charley McClaurin, MCN; John Rudd, MCN. **Second Team:** James Lefall, ASU; Clarence Kea, LU; Homer Taylor, LU; Andrew Toney, ULL; Cordy Glenn, ULL; Greg Stuckey, UTA.

1978

First Team: B.B. Davis, LU; Randy Alexander, LTU; Victor King, LTU; John Rudd, MCN; Andrew Toney, ULL. **Second Team:** Marvin Jarrett, ASU; Mike Olliver, LU; Cordy Glenn, UTA; Dion Rainey, ULL; Miles Robertson, UTA.

1979

First Team: Mike Olliver, LU; B.B. Davis, LU; Victor King, LTU; David Lawrence, MCN; Andrew Toney, ULL. **Second Team:** Anthony Myles, ASU; Marvin Jarrett, ASU; Norman Bellard, LU; Clarence Kea, LU; Dave Simmons, LTU.

1980

First Team: Clarence Kea, LU; Mike Olliver, LU; Joe Ivory, LTU; David Lawrence, MCN; Andrew Toney, ULL. **Second Team:** Anthony Myles, ASU; Marvin Jarrett, ASU; B.B. Davis, LU; Dave Simmons, LTU; Dion Rainey, ULL; Paul Renfro, UTA.

1981

First Team: Mike Olliver, LU; B.B. Davis, LU; Dave Simmons, LTU; Kevin Figaro, ULL; Albert Culton, UTA. **Second Team:** Anthony Myles, ASU; Alvin Brooks, LU; Kevin Ross, MCN; Melvin Polk, UTA; Ralph McPherson, UTA.

1982

First Team: Joe Dumars, MCN; Fred Chaffould, MCN; Alford Turner, ULL; Ralph McPherson, UTA; Albert Culton, UTA. **Second Team:** Mike Sailes, ASU; Terry Long, LU; Kenneth Perkins, LU; Graylin Warner, ULL; Dion Brown, ULL.

1983

First Team: Jeff Bolding, ASU; Tom Sewell, LU; Karl Malone, LTU; Joe Dumars, MCN; Kenneth Lyons, UNT. **Second Team:** Jay Hansen, ASU; Brian Kellybrew, LU; Kenneth Perkins, LU; Terry Martin, ULM, Danny Johnson, UTA.

1984

First Team: Tom Sewell, LU; Lamont Robinson, LU; Karl Malone, LTU; Joe Dumars, MCN; Sam Norton, UTA. **Second Team:** Scott Horrell, ASU; Kenneth Perkins, LU; Bobby Joe Douglas, ULM; Gerald Morris, ULM; Bruce Williams, ULM.

1985

First Team: Jerry Everett, LU; Karl Malone, LTU; Willie Simmons, LTU; Joe Dumars, MCN; Arthur Hayes, ULM. **Second Team:** Tim Norman, ASU; Reggie Gordon, ASU; James Gulley, LU; Wayne Smith, LTU; Jerome Batiste, MCN.

1986

First Team: Anthony Todd, LU; Jerome Batiste, MCN; Kenny Jimerson, MCN; Elgin James, ULM; Bobby Jenkins, ULM. **Second Team:** Reggie Gordon, ASU; Brad Goshien, ASU; James Nance, LU; Robert Godbolt, LTU; Wayne Smith, LTU; Keenan DeBose, UNT.

1987


First Team: John Tate, ASU; James Gulley, LU; Robert Godbolt, LTU; Jerome Batiste, MCN; Tony Worrell, UNT. **Second Team:** Randy White, LTU; Louis Cook, LTU; Michael Cutright, MCN; Michael Saulsberry, ULM; Keenan DeBose, UNT.

1988

First Team: Anthony Pullard, MCN; Ronnie Morgan, UNT; Tony Worrell, UNT; Michael Saulsberry, ULM; Tracy Pearson, SHSU. **Second Team:** Terrence Rayford, NSU; Bruce Chew, SHSU; Torgier Bryn, TXST; Eric Rhodes, SFA; Willie Brand, UTA.

1989

First Team: Anthony Pullard, MCN; Deon Hunter, UNT; Terrence Rayford, NSU; Pernell Smith, NSU; Torgeir Bryan, TXST. **Second Team:** Michael Cutright, MCN; Wendell Williams, UNT; Tim Keyes, SHSU; Scott Dimak, SFA; Willie Brand, UTA.



Mike Olliver, Lamar

ALL-CONFERENCE SELECTIONS



Karl Malone, Louisiana Tech

1990

First Team: Derrick Gilliam, SHSU; Anthony Pullard, MCN; Carlos Funchess, ULM; Anthony Jones, ULM; Fred Thompson, ULM. **Second Team:** Ronnie Morgan, UNT; Roman Banks, NSU; Maxwell Curry, TXST; Derrick Turner, MCN; Willie Brand, UTA.

1991

First Team: Donnell Hayden, UNT; Willie Brand, UTA; Bobby Kenyon, UTA; Carlos Funchess, ULM; Anthony Jones, ULM. **Second Team:** Derrick Turner, MCN; Glover Cody, UTA; Gibbiarra Outtner, SHSU; Jay Scherer, NSU; Dexter Grimsley, NSU.

1992

First Team: Ryan Stuart, ULM; Ronnie Ellison, UTSA; Jesse Ratliff, UNT; George Conner, TXST; Reggie Jackson, NICH. **Second Team:** Derek Haywood, MCN; Nathan Randle, SFA; Keith Horne, UTSA; Johnny McDowell, UTA; Bobby Kenyon, UTA.

1993

First Team: Ryan Stuart, ULM; Jesse Ratliff, UNT; Lynwood Wade, TXST; Reggie Jackson, NICH; Johnny McDowell, UTA. **Second Team:** Eric Kubel, NSU; Keith Johnson, ULM; Russell Ponds, TXST; Nathan Randle, SFA; Louis Davis, ULM; Keith Johnson, ULM.

1994

First Team: Eric Kubel, NSU; Larry Carr, ULM; Lynwood Wade, TXST; Jesse Ratliff, UNT; Reggie Jackson, NICH. **Second Team:** Gerard King, NICH; Russell Ponds, TXST; Howard Nathan, ULM; Larry Terry, NSU; Derrick Preston, SHSU.

1995

First Team: Reggie Jackson, NICH; Gerard King, NICH; Adam Smith, UNT; Larry Carr, ULM; Marlon Anderson, UTSA. **Second Team:** Tarius Brown, NSU; Tony Long, TXST; Alvydas Pazdrzdis, MCN; Paul Marshall, ULM; Ray Washington, NICH.

1996

First Team: Marlon Anderson, UTSA; Kendrick Franklin, NICH; Damon Johnson, UTA; Paul Marshall, ULM; Pointer Williams, MCN. **Second Team:** Alvin Edwards, ULM; Rontrek Floyd, SFA; Frank Mata, SHSU; David Miller, UNT; Robert Palmer, MCN.

1997

First Team: Rosell Ellis, MCN; Kenderick Franklin, NICH; Dameon Sansom, TXST; John Stokes, ULM; Wayne Allen, SFA. **Second Team:** Nick Dillon, ULM; Charles Duncan, NSU; Donte Mathis, TXST; Robert Palmer, MCN; Anthony Durham, UTA.

1998

First Team: Kenderick Franklin, NICH; Roderic Hall, UTSA; Donte Mathis, TXST; Demond Mallet, MCN; Russell McCutcheon, NICH. **Second Team:** Maurice Bell, ULM; Mike Dillard, SHSU; Jeff Foster, TXST; Seth LeGrand, NSU; Jason McCutcheon, NICH; Leon Watson, UTSA.

1999

First Team: Jeff Foster, TXST; Demond Mallet, MCN; Donte Mathis, TXST; Jason McCutcheon, NICH; Mike Smith, ULM. **Second Team:** David Amaya, SHSU; Maurice Bell, ULM; Devin Brown, UTSA; Patrick Gusters, SFA; Matt Sundblad, LU.

2000

First Team: Mike Smith, ULM; Maurice Bell, ULM; Tierre Brown, MCN; Devin Brown, UTSA; David Amaya, SHSU. **Second Team:** Keith Greene, UTA; Boney Watson, SHSU; Jeremy Burkhalter, SHSU; Landon Rowe, LU; Lloyd Williams, UTSA. **Third Team:** Jason Blair, TXST; Wes Williams, TXST; Wojciech Myrda, ULM; Leon Watson, UTSA; Arthur Haralson, NICH.

2001

First Team: Demond Mallet, MCN; Tierre Brown, MCN; Senecca Wall, SHSU; Devin Brown, UTSA; Arthur Haralson, NICH. **Second Team:** Jabari Johnson, UTA; Chris Bacon, NICH; Steven Barber, UTA; Brian Lubeck, ULM; Chris Thompson, NSU. **Third Team:** Wojciech Myrda, ULM; Michael Byars-Dawson, NSU; Skip Jackson, SFA; David Sykes, TXST; Jeremy Burkhalter, SHSU.

2002

First Team: McEverett Powers, UTSA; Brian Lubeck, ULM; Devin Brown, UTSA; Fred Gentry, MCN; Wojciech Myrda, ULM. **Second Team:** Steven Barber, UTA; Damany Hendrix, LU; Jason Coleman, MCN; Donald Cole, SHSU; Michael Byars-Dawson, NSU. **Third Team:** Amir Abdur-Rahim, SLU; Percy Green, SFA; Clay Click, TXST; Chauncy Bryant, MCN; Damond Williams, MCN.

2003

First Team: Donald Cole, SHSU; Kirby Lemons, ULM; Percy Green, SFA; Terry Conerway, TXST; Ron Austin, LU. **Second Team:** LeRoy Hurd, UTSA; Robert Shannon, SHSU; Jason Coleman, MCN; Mack Callier, UTA; Amir Abdur-Rahim, SLU. **Third Team:** Damany Hendrix, LU; Jeremiah Coleman, TXST; Lewis Arline, LU; Roy Johnson, UTA; Eddy Fobbs, SHSU.

2004

First Team: LeRoy Hurd, UTSA; Nate Lofton, SLU; Derrick Obasohan, UTA; Amir Abdur-Rahim, SLU; Antonio Burks, SFA. **Second Team:** Joe Thompson, SHSU; Terry Conerway, TXST; Jermaine Wallace, NSU; Willie Depron, NICH; Mike Gardener, SLU. **Third Team:** Donnie Beacham, UTA; Clifton Lee, NSU; Jerrick Oliver, MCN; Larry Parker, ULM; Terrell Petteway, LU.

2005

First Team: Joe Thompson, SHSU; Alan Daniels, LU; Ricky Woods, SLU; Steven Thomas, UTA; Nate Lofton, SLU. **Second Team:** Jermaine Wallace, NSU; Willie Depron, NICH; John Millsap, UTSA; Anthony Dill, TXST; Marcus Clark, SFA. **Third Team:** Edward Garriet, MCN; Chris Jordan, SHSU; Ray Anthony LU; Jermaine Spencer, NSU; Josh Naylor, TXST.

2006

First Team: Ricky Woods, SLU; Clifton Lee, NSU; Alan Daniels, LU; Chris Jordan, SHSU; J.T. Williams, MCN. **Second Team:** Andre Owens, UTSA; Steven Thomas, UTA; Marcus Clark, SFA; Tyronn Mitchell, NSU; Jarrett Howell, UTA. **Third Team:** Stefan Blaszczynski, NICH; Jejuan Plair, SHSU; Jermaine Wallace, NSU; Dwight Boatner, MCN; Thomas Fairley, LU.

2007

First Team: Chris Daniels, AMCC; Ryan Bright, SHSU; Stefan Blaszczynski, NICH; Jermaine Griffin, UTA; Josh Washington, AMCC. **Second Team:** Jarvis Bradley, MCN; Lamar Sanders, LU; Daryl Cohen; SLU; Luke Rogers; NSU; Aaron Wade, SHSU. **Third Team:** Jejuan Plair, SHSU; Josh Alexander, SFA; Kennan Jones, NSU; Durrell Nevels, UCA; James Davis, LU.

2008

First Team: Josh Alexander, SFA; Ryan Bright, SHSU; Lamar Sanders, LU; Trey Gilder, NSU; Kenny Dawkins, LU. **Second Team:** Matt Kingsley, SFA; Kevyn Green, SLU; Nate Bowie, UCA; Devin Gibson, UTSA; Jermaine Griffin, UTA. **Third Team:** Chris Daniels, AMCC; Ryan Bathie, NICH; Jarvis Bradley, MCN; Brandon Bush, TXST; Rog'er Guignard, UTA.

2009

First Team: Matt Kingsley, SFA; Kevin Palmer, AMCC; Anthony Vereen, UTA; Ryan Bathie, NICH; Corey Allmond, SHSU. **Second Team:** Marquez Haynes, UTA; Ashton Mitchell, SHSU; Josh Alexander, SFA; Brandon Bush, TXST; Kenny Dawkins, LU. **Third Team:** Anatoly Bose, NICH; Travis Gabbidon, UTSA; Devin Gibson, UTSA; Rog'er Guignard, UTA; Jay Brown, LU.



ALL-CONFERENCE SELECTIONS

HISTORY & RECORDS

ALL-DEFENSIVE TEAMS

2010

First Team: Marquez Haynes, UTA; Kevin Palmer, AMCC; Anatoly Bose, NICH; Ashton Mitchell, SHSU; Corey Allmond, SHSU. **Second Team:** Patrick Sullivan, SLU; Gilberto Clavell, SHSU; Eddie Williams, SFA; Justin Nabors, LU; Devin Gibson, UTSA. **Third Team:** Cameron Johnson, TXST; Demond Watt, AMCC; Will Pratt, NSU; Patrick Richard, MCN; Walt Harris, SFA.

2011

First Team: Gilberto Clavell, SHSU; Patrick Richard, MCN; Anatoly Bose, NICH; Devin Gibson, UTSA; Jereal Scott, SFA. **Second Team:** Tony Bishop, TXST; Will Pratt, NSU; William Mosley, NSU; Diego Kapelan, MCN; Jordan Glynn, SFA. **Third Team:** Ryan White, TXST; Trent Hutchin, SLU; Brandon Fortenberry, SLU; P.J. Alawoya, MCN; Demond Watt, AMCC.

2012

First Team: Patrick Richard, MCN; LaMarcus Reed, UTA; William Mosley, NSU; Mike James, LU; Antonio Bostic, SFA. **Second Team:** Devon Lamb, LU; Bo Ingram, UTA; Jereal Scott, SFA; Jeromie Hill, UTSA; Anthony Miles, LU. **Third Team:** Matt Staff, TXST; Kevin Butler, UTA; Melvin Johnson III, UTSA; Shamir Davis, NSU; LaQuentin Miles, UCA.

2013

First Team: Taylor Smith, SFA; Damen Bell-Holter, ORU; Fred Hunter, NICH; Warren Niles, ORU; Brandon Fortenberry, SLU. **Second Team:** DeQuan Hicks, NSU; Shawn Glover, ORU; Antonio Bostic, SFA; James Hulbin, NSU; Hal Bateman, SFA. **Third Team:** Roosevelt Johnson, SLU; Shamir Davis, NSU; Jarvis Garner, UCA; LaQuentin Miles, UCA; Dontae Cannon, MCN.

2014

First Team: Jacob Parker, SFA; Shaw Glover, ORU; Janan West, NSU; John Jordan, AMCC; LaQuentin Miles, UCA. **Second Team:** Desmond Haymon, SFA; Denzel Livingston, UIW; DeQuan Hick, NSU; Corey Billbury, ORU; Ledrick Eackles, MCN. **Third Team:** Dantrell Thomas, NICH; Jabari Peters, SHSU; Thomas Walkup, SFA; Cory Dixon, UNO; Kaheem Ransom, SHSU.

2015

First Team: Thomas Walkup, SFA; Janan West, NSU; Denzel Livingston, UIW; Desharick Guidry, MCN; John Jordan, AMCC. **Second Team:** Jacob Parker, SFA; Zeek Woodley, NSU; Rashawn Thomas, AMCC; Jabari Peters, SHSU; Tyran de Lattibeaudiere, LU. **Third Team:** Kevin Hardy, MCN; Kaheem Ransom, SHSU; Anthony Holliday, LU; Michael Holyfield, SHSU; DeMarcus Gattlin, SHSU.

2016

First Team: Thomas Walkup, SFA; Rashawn Thomas, AMCC; Zeek Woodley, NSU; Anthony Odunsi, HBU; Jordan Howard, UCA. **Second Team:** Kyle Hittle, UIW; Jaylen Franklin, ACU; Demetrious Floyd, SFA; Aurimas Majauskas, SHSU; Dakarai Henderson, SHSU. **Third Team:** Zay Jackson, SLU; Jamaya Burr, MCN; Clide Geffrard, SFA; Hameed Ali, AMCC; Christavious Gill, UNO.

2017

First Team: Erik Thomas, UNO; Rashawn Thomas, AMCC; Jordan Howard, UCA; Colton Weisbrod, LU; Ehab Amin, AMCC. **Second Team:** T.J. Holyfield, SFA; Jalin Hart, UIW; Colter Lasher, HBU; Josh Ibarra, HBU; Reveal Chukwujekwu, HBU. **Third Team:** Marlain Veal, SLU; Liam Thomas, NICH; Aurimas Majauskas, SHSU; John Dewey III, SHSU; Jalone Friday, ACU.

2018

First Team: Jordan Howard, UCA; Roddy Peters, NICH; Marlain Veal, SLU; Chris Galbreath, Jr., SHSU; Colton Weisbrod, LU. **Second Team:** Shannon Bagues, SFA; Joseph Kilgore, AMCC; Tevon Saddler, NICH; Jordan Capps, SLU; Kevon Harris, SFA. **Third Team:** David Caraher, HBU; T.J. Holyfield, SFA; Quatarrius Wilson, MCN; Ishmael Lane, NSU; Kalob Ledoux, MCN.

2013

Taylor Smith*, SFA; Antonio Bostic, SFA; Janan West, NSU; Hal Bateman, SFA; Kevin Hardy, MCN.

2014

Jalan West*, NSU; Denzel Livingston, UIW; Thomas Walkup, SFA; Shawn Glover, ORU; Kevin Hardy, MCN.

2015

Michael Holyfield*, SHSU; Kevin Hardy, MCN; Tyran de Lattibeaudiere, LU; Janan West, NSU; Thomas Walkup, SFA.

2016

Rashawn Thomas*, AMCC; Thomas Walkup, SFA; Hameed Ali, AMCC; Liam Thomas, NICH; Trey Pinkney, SFA.

2017

Liam Thomas*, NICH; Ehab Amin, AMCC; Rashawn Thomas, AMCC; Paul Baxter, SHSU; Travin Thibodeaux, UNO.

** indicates defensive player of the year*

REPEAT FIRST-TEAM ALL-SOUTHLAND SELECTIONS

Four-Time Selections

Joe Dumars, McNeese, 1982, 83, 84, 85
Larry Jeffries, Trinity, 1966, 67, 68, 69
Reggie Jackson, Nicholls, 1992, 93, 94, 95


Three-Time Selections

Devin Brown, Texas-San Antonio, 2000, 01, 02
B.B. Davis, Lamar, 1978, 79, 81
John Dickson, Arkansas St., 1965, 66, 67
Kenderic Franklin, Nicholls, 1996, 97, 98
John Ray Godfrey, Abilene Christian, 1966, 67, 68
Ronnie Hearne, Abilene Christian, 1969, 70, 71
Jordan Howard, Central Arkansas, 2016, 17, 18
Demond Mallet, McNeese, 1998, 99, 2001
Karl Malone, La. Tech, 1983, 84, 85
Mike Olliver, Lamar, 1979, 80, 81
Anthony Pullard, McNeese, 1988, 89, 90
Jesse Ratliff, North Texas, 1992, 93, 94
Don Scaife, Arkansas St., 1973, 74, 75
Andrew Toney, UL-Lafayette, 1978, 79, 80
Lanky Wells, La. Tech, 1975, 76, 77


Two-Time Selections

Luke Adams, Lamar, 1970, 71
Cory Allmond, Sam Houston State, 2009, 10
Marlon Anderson, Texas-San Antonio, 1995, 96
Jerome Batiste, McNeese, 1986, 87
John Belcher, Arkansas St., 1970, 71
Anatoly Bose, Nicholls, 2010, 11
Ryan Bright, Sam Houston St., 2007, 08
Steve Brooks, Arkansas St., 1972, 74
Tierre Brown, McNeese, 2000, 01
Larry Carr, UL-Monroe, 1994, 95
Charles Cleek, Abilene Christian, 1965, 66
Albert Culton, Texas-Arlington, 1981, 82

Alan Daniels, Lamar, 2005, 06
Earl Dow, Lamar, 1968, 69
Roy Ebron, UL-Lafayette, 1972, 73
Carlos Funchess, UL-Monroe, 1990, 91
Mike Green, La. Tech, 1972, 73
Dan Henderson, Arkansas St., 1976, 77
Jerry Johnson, Texas-Arlington, 1974, 75
John Jordan, Texas A&M-Corpus Christi, 2014-15
Anthony Jones, UL-Monroe, 1990, 91
Victor King, La. Tech, 1978, 79
Dwight Lamar, UL-Lafayette, 1972, 73
David Lawrence, McNeese, 1979, 80
Edmond Lawrence, McNeese, 1975, 76
Nate Lofton, Southeastern La., 2004, 05
Donte Mathis, Texas State, 1998, 99
Mike McConathy, La. Tech, 1976, 77
Mike Nau, Texas-Arlington, 1966, 67
Kevin Palmer, Texas A&M-Corpus Christi, 2009, 10
Henry Ray, McNeese St., 1974, 75
Patrick Richard, McNeese, 2011, 12
Jerry Rook, Arkansas St., 1964, 65
John Rudd, McNeese, 1977, 78
Mike Smith, UL-Monroe, 1999, 2000
Tom Sewell, Lamar, 1983, 84
Eddie Stallings, Texas-Arlington, 1968, 69
Bill Stokes, Trinity, 1969, 70
Ryan Stuart, UL-Monroe, 1992, 93
Rashawn Thomas, Texas A&M-Corpus Christi, 2016, 17
Felix Thruston, Trinity, 1968, 71
Lynwood Wade, Texas St., 1993, 94
Thomas Walkup, Stephen F. Austin, 2015, 16
Colton Weisbrod, Lamar, 2017, 18
Jalan West, Northwestern St., 2014, 15
Ricky Woods, Southeastern La., 2005, 06
Tony Worrell, North Texas, 1987, 88



Joe Dumars, McNeese



Reggie Jackson, Nicholls

FORMER MEMBERS

Arkansas State

John Belcher, 1970, 71; Jeff Bolding, 1983; Steve Brooks, 1972, 74; Mike Burk, 1967; John Dickson, 1965, 66, 67; Dan Henderson, 1976, 77; Allan Pruett, 1971; Jerry Rook, 1964, 65; Don Scaife, 1973, 74, 75; John Tate, 1987.

Louisiana-Lafayette

Roy Ebron, 1972, 73; Kevin Figaro, 1981; Dwight Lamar, 1972, 73; Andrew Toney, 1978, 79, 80; Alfred Turner, 1982.

Louisiana-Monroe

Maurice Bell, 2000; Larry Carr, 1994, 95; Alvin Edwards, 1995; Carlos Funchess, 1990, 91; Arthur Hayes, 1985; Elgin James, 1986; Bobby Jenkins, 1986; Anthony Jones, 1990, 91; Kirby Lemons, 2003; Brian Lubeck, 2002; Paul Marshall, 1996; Wojciech Myrda, 2002; Michael Saulsberry, 1988; Mike Smith, 1999, 00; John Stokes, 1997; Ryan Stuart, 1992, 93; Fred Thompson, 1990.

Louisiana Tech

Randy Alexander, 1978; Barney Banks, 1974; Mike Green, 1972, 73; Robert Godbolt, 1987; Joe Ivory, 1980; Victor King, 1978, 79; Andy Knowles, 1972; Karl Malone, 1983, 84, 85; Mike McConathy, 1976, 77; Dave Simmons, 1981; Willie Simmons, 1985; Lanky Wells, 1975, 76, 77.

North Texas

Donnell Hauden, 1991; Deon Hunter, 1989; Kenneth Lyons, 1983; Ronnie Morgan, 1988; Jesse Ratliff, 1991, 1993, 94; Adam Smith, 1995; Tony Worrell, 1987, 88, David Miller, 1995.

Oral Roberts

Damen Bell-Holter, 2013; Shawn Glover, 2014; Warren Niles, 2013.

Texas-Arlington

Willie Brand, 1991; Albert Culton, 1981, 82; Sherman Evans, 1970; Jermaine Griffin, 2007; Marquez Haynes, 2010; Damon Johnson, 1996; Jerry Johnson, 1974, 75; Bobby Kenyon, 1991; Johnny McDowell, 1993; Ralph McPherson, 1982; Larry Moore, 1973; Mike Nau, 1966, 67; Sam Norton, 1984; Derrick Obasohan, 2004; LaMarcus Reed, 2012; Eddie Stallings, 1968, 69; Steven Thomas, 2005; Bruce Tibbets, 1965; Anthony Vereen, 2009.

Texas-San Antonio

Marlon Anderson, 1995, 96; Devin Brown, 2000, 01, 02; Ronnie Ellison, 1992; Devin Gibson, 2011; Roderic Hall, 1998; LeRoy Hurd, 2004; McEverett Powers, 2002.

Texas State

Torgier Bryan, 1989; Terry Conerway, 2003; George Conner, 1992; Jeff Foster, 1999; Donte Mathis, 1998, 99; Dameon Sansom, 1997; Lynwood Wade, 1993, 94.

Trinity

Larry Jeffries, 1966, 67, 68, 69; Pete Ranucci, 1964; Bill Stokes, 1969, 70; Felix Thruston, 1968, 71.

FIRST-TEAM ALL-SOUTHLAND

Abilene Christian

Pat Agnew, 1964; Charles Cleek, 1965, 66; John Ray Godfrey, 1966-68; Ronnie Hearne, 1969, 70, 71; Jim Reynolds, 1964.

Central Arkansas

Jordan Howard, 2016, 17, 18; LaQuentin Miles, 2014.

Houston Baptist

Anthony Odunsi, 2016.

UIW

Denzel Livingston, 2015.

Lamar

Luke Adams, 1970, 71; Ron Austin, 2003; Don Bryson, 1965; Alan Daniels, 2005, 06; Kenny Dawkins, 2008; B.B. Davis, 1978, 79, 81; Earl Dow, 1968, 69; Jerry Everett, 1985; James Gulley, 1987; Don Heller, 1964; Mike James, 2012; Henry Jones, 1976; Clarence Kea, 1980; Jim Nicholson, 1968; Alfred Nickson, 1974; Mike Olliver, 1979, 80, 81; Lamont Robinson, 1984; Lamar Sanders, 2008; Tom Sewell, 1983, 84; Anthony Todd, 1986; Jerry Wade, 1965; Colton Weisbrod, 2017, 18.

McNeese

Jerome Batiste, 1986, 87; Tierre Brown, 2000, 01; Fred Chaffould, 1982; Joe Dumars, 1982, 83, 84, 85; Rosell Ellis, 1997; Fred Gentry, 2002; Desharick Guidry, 2015; Kenny Jimerson, 1986; David Lawrence, 1979, 80; Edmond Lawrence, 1975, 76; Demond Mallet, 1998, 99, 2001; Chirley McClaurin, 1977; Anthony Pullard, 1988, 89, 90; Henry Ray, 1974, 75; Patrick Richard, 2011, 2012; John Rudd, 1977, 78, J.T. Williams, 2006; Pointer Williams 1996.

New Orleans

Erik Thomas, 2017.

Nicholls

Ryan Bathie, 2009; Stefan Blaszczynski, 2007; Anatoly Bose, 2010, 11; Kendrick Franklin, 1996, 97, 98; Arthur Haralson, 2001; Fred Hunter, 2013; Reggie Jackson, 1992, 93, 94, 95; Gerard King, 1995; Jason McCutcheon, 1999; Russell McCutcheon, 1998; Roddy Peters, 2018.

Northwestern State

Trey Gilder, 2008; Eric Kubel, 1994; Clifton Lee, 2006; William Mosley, 2012; Terrence Rayford, 1989; Pernell Smith, 1989; Jalan West, 2014, 15; Zeek Woodley, 2016.

Sam Houston State

Corey Allmond, 2009, 10; David Amaya, 2000; Ryan Bright, 2007, 08; Gilberto Clavell, 2011; Donald Cole, 2003; Chris Galbreath, Jr, 2018; Derrick Gilliam, 1990; Chris Jordan, 2006; Ashton Mitchell, 2010; Tracy Pearson, 1988; Joe Thompson, 2005; Senecca Wall, 2001.

Southeastern Louisiana

Amir Abduur-Rahim, 2004; Brandon Fortenberry, 2013; Nate Lofton, 2004, 05; Marlain Veal, 2018; Ricky Woods, 2005, 06.

Stephen F. Austin

Josh Alexander, 2008, Wayne Allen, 1997; Antonio Bostic, 2012; Antonio Burks, 2004; Percy Green, 2003; Matt Kingsley, 2009; Jacob Parker, 2014; Jereal Scott, 2011; Taylor Smith, 2013; Thomas Walkup, 2015, 16.

Texas A&M-Corpus Christi

Ehab Amin, 2017; Chris Daniels, 2007; John Jordan, 2014, 15; Kevin Palmer, 2009, 10; Rashawn Thomas, 2016, 17; Josh Washington, 2007.



ALL-DECADE TEAMS

HISTORY & RECORDS



Throughout the 2012-13 season, the Southland Conference announced all-decade teams for the five decades the league has played men's basketball.

To best assess the candidate pool for the all-decade team, the Southland Conference developed a metric that analyzed numerous elements of a student-

athlete's performance and value within the league at the time. Most notably, the conference honored "real-time" factors such as all-conference selection by coaches and a player's statistical performance among his peers at the time.

Further, other components of selection

including a player's effort toward helping his team win a championship or finish near the top of the conference, whether he earned individual honors from the league, if he participated in postseason tournaments, and if he was drafted by the NBA or ABA at the time.



Jack Martin, Lamar



John Ray Godfrey, Abilene Christian

1960s ALL-DECADE TEAM

Southland Conference 1960s All-Decade Men's Basketball Team

Name	Institution	SLC Years	Pos.	Hgt.	Hometown
Don Bryson	Lamar	1963-65	F	6-6	New Orleans, La.
Charles Cleek	Abilene Christian	1964-66	F	6-6	Las Cruces, N.M.
John Dickson	Arkansas State	1963-67	C	6-11	Jonesboro, Ark.
Earl Dow	Lamar	1967-69	G	6-1	Bayside, N.Y.
John Ray Godfrey	Abilene Christian	1964-68	G	6-3	Aspermont, Texas
Larry Jeffries	Trinity	1965-69	F	6-3	Alton, Ill.
Mike Nau	Texas-Arlington	1964-67	C	6-8	Dallas, Texas
Pete Ranucci	Trinity	1963-65	G	6-1	Worcester, Mass.
Jerry Rook	Arkansas State	1963-65	F	6-5	Jonesboro, Ark.
Eddie Stallings	Texas-Arlington	1967-69	F	6-3	Dallas, Texas

Player of the Decade: Larry Jeffries, Trinity


Co-Head Coaches of the Decade: Dee Nutt, Abilene Christian & Jack Martin, Lamar

1970s ALL-DECADE TEAM


Name	Institution	SLC Years	Pos.	Hgt.	Hometown
Luke Adams	Lamar	1970-72	F	6-7	LaBelle, Fla.
John Belcher	Arkansas State	1968-72	C	6-9	Hot Springs, Ark.
Steve Brooks	Arkansas State	1969-74	C	6-9	St. Louis, Mo.
Roy Ebron	Louisiana-Lafayette	1971-73	C	6-9	Norfolk, Va.
Mike Green	Louisiana Tech	1971-73	C	6-10	McComb, Miss.
Ronnie Hearne	Abilene Christian	1968-71	G	6-3	Millsap, Texas
Dan Henderson	Arkansas State	1973-77	F	6-8	Memphis, Tenn.
Jerry Johnson	Texas-Arlington	1972-75	F	6-6	Bullard, Texas
Clarence Kea	Lamar	1976-80	C	6-6	Wilmington, N.C.
Victor King	Louisiana Tech	1975-79	C	6-9	Newellton, La.
Dwight "Bo" Lamar	Louisiana-Lafayette	1971-73	G	6-1	Columbus, Ohio
David Lawrence	McNeese	1976-80	C	6-10	Lake Charles, La.
Edmond Lawrence	McNeese	1972-76	C	6-11	Lake Charles, La.
Mike McConathy	Louisiana Tech	1973-77	G	6-2	Bossier City, La.
Allen Pruiett	Arkansas State	1969-71	G	6-3	Rector, Ark.
Henry Ray	McNeese	1972-75	G	6-3	Alexandria, La.
John Rudd	McNeese	1974-78	F	6-7	DeRidder, La.
Don Scaife	Arkansas State	1972-75	G	6-2	Helena, Ark.
Andrew Toney	Louisiana-Lafayette	1976-80	G	6-3	Birmingham, Ala.
Lanky Wells	Louisiana Tech	1973-77	F	6-6	Little Rock, Ark.

Player of the Decade: Dwight "Bo" Lamar, Louisiana-Lafayette (1971-73)

Coach of the Decade: Billy Tubbs, Lamar (1976-80)




Bo Lamar, Louisiana-Lafayette



Joe Dumars, McNeese




Billy Tubbs, Lamar



Andy Russo, Louisiana Tech

ALL-DECADE TEAMS



Reggie Jackson, Nicholls



Mike Vining, Louisiana-Monroe

1980s ALL-DECADE TEAM

Name	Institution	SLC Years	Pos.	Hgt.	Hometown
Jerome Batiste	McNeese	1983-87	F	6-9	Crowley, La.
Michael Cutright	McNeese	1985-89	G	6-4	Zwolle, La.
B.B. Davis	Lamar	1977-81	C	6-8	Beaumont, Texas
Joe Dumars	McNeese	1981-85	G	6-3	Natchitoches, La.
Jerry Everett	Lamar	1983-85	G	6-5	Roosevelt, N.Y.
Robert Godbolt	Louisiana Tech	1983-87	F	6-5	Detroit, Mich.
James Cully	Lamar	1984-87	F	6-8	Newton, Texas
Arthur Hayes	Louisiana-Monroe	1982-86	G	6-3	Rayville, La.
Bobby Jenkins	Louisiana-Monroe	1983-86	F	6-6	Monroe, La.
Karl Malone	Louisiana Tech	1982-85	F	6-9	Summerfield, La.
Mike Olliver	Lamar	1977-81	G	6-2	Dudley City, N.C.
Kenneth Perkins	Lamar	1980-84	F	6-6	Beaumont, Texas
Anthony Pullard	McNeese	1986-90	F/C	6-10	DeQuincy, La.
Lamont Robinson	Lamar	1981-84	G	6-2	East St. Louis, Ill.
Michael Saulsbury	Louisiana-Monroe	1985-88	C	6-8	Milledgeville, Ga.
Tom Sewell	Lamar	1981-84	G	6-5	Pensacola, Fla.
Dave Simmons	Louisiana Tech	1977-81	G	6-2	DeRidder, La.
Willie Simmons	Louisiana Tech	1981-85	C	6-10	New Orleans, La.
Wayne Smith	Louisiana Tech	1982-86	G	6-4	Shreveport, La.
Tony Worrell	North Texas	1984-88	F	6-7	Goldsboro, N.C.

Player of the Decade: Joe Dumars, McNeese (1981-85)

Coach of the Decade: Pat Foster, Lamar (1981-86) & Andy Russo, La. Tech (1980-85)



Ricky Woods, Southeastern Louisiana



Bob Marlin, Sam Houston State

1990s ALL-DECADE TEAM

Name	Institution	SLC Years	Pos.	Hgt.	Hometown
Marlon Anderson	Texas-San Antonio	1994-96	G	6-4	East Chicago, Ind.
Willie Brand	Texas-Arlington	1987-91	G	6-1	Omaha, Neb.
Larry Carr	Louisiana-Monroe	1993-95	G	6-4	Athens, Ga.
Rosell Ellis	McNeese	1995-97	F	6-6	Seattle, Wash.
Jeff Foster	Texas State	1996-99	C	6-11	San Antonio, Texas
Kenderick Franklin	Nicholls	1994-98	F	6-6	Baton Rouge, La.
Carlos Funchess	Louisiana-Monroe	1989-91	G	6-4	Magee, Miss.
Roderic Hall	Texas-San Antonio	1996-98	G	6-0	Yoakum, Texas
Reggie Jackson	Nicholls	1991-95	F/C	6-6	Baker, La.
Anthony Jones	Louisiana-Monroe	1987-91	G	6-3	Lake Providence, La.
Gerard King	Nicholls	1991-95	F/C	6-8	New Orleans, La.
Eric Kubel	Northwestern State	1990-94	F	6-8	Moreno Valley, Calif.
Demond Mallet	McNeese	1996-01	G	6-1	Leesville, La.
Paul Marshall	Louisiana-Monroe	1993-96	G	6-2	Shreveport, La.
Donte Mathis	Texas State	1996-99	G	6-4	San Antonio, Texas
Jason McCutcheon	Nicholls	1997-99	F	6-7	Mobile, Ala.
Ryan Stuart	Louisiana-Monroe	1991-93	F	6-4	Freeport, Bahamas
Jesse Rattliff	North Texas	1990-94	F	6-6	Biloxi, Miss.
Mike Smith	Louisiana-Monroe	1998-00	F	6-8	West Monroe, La.
Fred Thompson	Louisiana-Monroe	1988-90	G	6-2	Sumter, S.C.
Lynwood Wade	Texas State	1992-94	F	6-4	Muskogee, Okla.

Player of the Decade: Reggie Jackson, Nicholls (1991-95)

Coach of the Decade: Mike Vining, Louisiana-Monroe

2000s ALL-DECADE TEAM

Name	Institution	SLC Years	Pos.	Hgt.	Hometown
Josh Alexander	Stephen F. Austin	2005-09	G	6-4	Shreveport, La.
Corey Allmond	Sam Houston State	2008-10	G	6-1	Oxon Hill, Md.
Ryan Bright	Sam Houston State	2004-08	F	6-6	Deer Park, Texas
Devin Brown	Texas-San Antonio	1998-02	G	6-5	San Antonio, Texas
Donald Cole	Sam Houston State	2001-03	C	6-8	Port Arthur, Texas
Alan Daniels	Lamar	2004-06	F	6-6	Tulsa, Okla.
Chris Daniels	A&M-Corpus Christi	2006-08	C	7-0	San Antonio, Texas
Fred Gentry	McNeese	1998-02	F	6-6	DeQuincy, La.
LeRoy Hurd	Texas-San Antonio	2002-04	F	6-8	Moss Point, Miss.
Matt Kingsley	Stephen F. Austin	2005-09	F	6-9	Houston, Texas
Clifton Lee	Northwestern State	2002-06	C	6-7	Boyce, La.
Nate Lofton	Southeastern La.	2003-05	C	6-10	New Orleans, La.
Wojceich Myrda	Louisiana-Monroe	1998-02	F	7-0	Rzeszoe, Poland
Kevin Palmer	A&M-Corpus Christi	2008-10	F	6-6	Baltimore, Md.
McEverett Powers	Texas-San Antonio	1998-02	F	6-7	Memphis, Tenn.
Lamar Sanders	Lamar	2006-08	F	6-6	Hickory, Miss.
Seneca Wall	Sam Houston State	1999-01	F	6-4	Fort Worth, Texas
Jermaine Wallace	Northwestern State	2002-06	G	6-3	Heflin, La.
Josh Washington	A&M-Corpus Christi	2006-07	G	6-3	Lubbock, Texas
Ricky Woods	Southeastern La.	2004-06	F	6-6	New Orleans, La.

Co-Players of the Decade: Ricky Woods, Southeastern La. (2004-06) and LeRoy Hurd, Texas-San Antonio (2002-04)

Coach of the Decade: Bob Marlin, Sam Houston State



INDIVIDUAL STAT LEADERS

HISTORY & RECORDS



Mike McConathy, Louisiana Tech

Scoring

Year	Leader	G	FG	FT	TP	Avg.
1964	Jerry Rook, ASU	25	243	147	633	25.3
1965	Don Bryson, LU	23	194	143	533	23.1
1966	John Dickson, ASU	25	220	119	559	22.4
1967	Larry Jeffries, TRIN	21	232	158	622	29.6
1968	Larry Jeffries, TRIN	30	320	173	813	27.1
1969	Larry Jeffries, TRIN	24	210	162	582	24.3
1970	Ronnie Hearne, ACU	26	199	175	573	22.0
1971	Felix Thruston, TRIN	21	215	96	526	25.0
1972	Dwight Lamar, ULL	29	429	196	1,054	36.3
1973	Mike Green, LTU	26	351	101	803	30.9
1974	Steve Brooks, ASU	25	208	94	510	20.4
1975	Don Scaife, ASU	25	289	100	678	27.1
1976	Mike McConathy, LTU	26	250	142	642	24.7
1977	Mike McConathy, LTU	26	258	200	716	27.6
1978	Andrew Toney, ULL	27	262	137	661	24.5
1979	Andrew Toney, ULL	27	242	146	630	23.3
1980	Andrew Toney, ULL	24	239	149	627	26.1
1981	Kevin Figaro, ULL	28	260	119	639	22.8
1982	Ralph McPherson, UTA	28	204	102	510	18.2
1983	Kenneth Lyons, UNT	30	282	164	728	24.3
1984	Joe Dumars, MCN	31	275	267	819	26.4
1985	Joe Dumars, MCN	27	248	201	697	25.8
1986	Bobby Jenkins, ULM	30	225	132	582	19.4
1987	Jerome Batiste, MCN	28	234	145	613	21.9
1988	Tony Worrell, UNT	30	205	144	605	20.2
1989	Terrance Rayford, NSU	29	216	157	591	20.4
1990	Anthony Pullard, MCN	26	235	102	585	22.5
1991	Donnell Hayden, UNT	28	224	115	627	22.4
1992	Ryan Stuart, ULM	29	249	119	625	21.6
1993	Jesse Ratliff, UNT	26	207	127	601	23.1
1994	Eric Kubel, NSU	26	236	159	632	24.3
1995	Reggie Jackson, NICH	30	251	147	649	21.6
1996	Paul Marshall, ULM	30	214	97	640	21.3
1997	Kenderick Franklin, NICH	26	196	126	574	22.1
1998	Demond Mallet, MCN	26	167	64	492	18.9
1999	Patrick Gusters, SFA	25	189	115	512	20.5
2000	Tierre Brown, MCN	27	217	129	593	22.0
2001	Demond Mallet, MCN	31	216	121	660	21.3

2002	McEverett Powers, UTSA	29	163	218	544	18.8
2003	LeRoy Hurd, UTSA	22	131	98	388	17.6
2004	LeRoy Hurd, UTSA	33	211	174	639	19.4
2005	Alan Daniels, LU	29	203	93	576	19.9
2006	Alan Daniels, LU	31	250	75	730	23.5
2007	Stefan Blaszczynski, NICH	24	149	109	460	19.2
2008	Nate Bowie, UCA	30	152	160	524	17.5
2009	Kevin Palmer, AMCC	33	190	165	599	18.2
2010	Marquez Haynes, UTA	30	215	185	678	22.6
2011	Anatoly Bose, NICH	28	178	195	618	22.1
2012	Patrick Richard, MCN	33	190	160	590	17.9
2013	Fred Hunter, NICH	27	186	149	437	19.9
2014	LaQuentin Miles, UCA	21	175	126	487	23.2
2015	Zeek Woodley, NSU	32	262	148	711	22.2
2016	Zeek Woodley, NSU	28	216	133	622	22.2
2017	Rashawn Thomas, AMCC	34	268	215	765	22.5
2018	Jordan Howard, UCA	35	280	207	880	25.1

Field Goal Percentage

Year	Leader	G	FGM	FGA	Pct.
1964	Spencer Pickens, ACU	27	96	163	.589
1965	Bruce Tibbets, UTA	23	183	287	.638
1966	John Dickson, ASU	25	220	332	.663
1967	John Dickson, ASU	22	198	286	.695
1968	Wendell Stewart, ACU	23	97	155	.626
1969	Jim Fowler, TRIN	22	95	157	.605
1970	John Belcher, ASU	23	167	269	.621
1971	John Belcher, ASU	24	174	275	.633
1972	Ken Martens, ACU	21	136	204	.667
1973	Elton Hayes, LU	24	146	222	.658
1974	Jerry Johnson, UTA	25	135	232	.582
1975	Jerry Johnson, UTA	25	171	316	.541
1976	Roger Shute, UTA	27	136	209	.650
1977	Victor King, LTU	26	114	195	.585
1978	Paul Renfro, UTA	27	105	185	.568
1979	David Lawrence, MCN	27	226	356	.635
1980	Andrew Toney, ULL	24	239	425	.562
1981	Albert Culton, UTA	28	173	282	.613
1982	Albert Culton, UTA	28	200	311	.643
1983	Sam Norton, UTA	20	114	184	.620
1984	George Milhouse, LU	31	99	156	.635
1985	Willie Bland, LTU	32	134	217	.618
1986	Jerome Batiste, MCN	32	244	404	.604
1987	Robert Godbolt, LTU	30	191	295	.647
1988	George Jones, NSU	26	111	188	.590
1989	Mark Thompson, MCN	30	158	268	.590
1990	Erik Hammock, SHSU	28	110	190	.579
1991	Jethro Owens, NSU	28	132	185	.714
1992	Johnny McDowell, UTA	29	184	287	.641
1993	Johnny McDowell, UTA	28	190	315	.603
1994	Sheldon O'Neal, UTA	29	130	194	.670
1995	Reggie Jackson, NICH	30	251	433	.580
1996	George King, UNT	28	68	150	.453
1997	Rosell Ellis, MCN	30	213	319	.668
1998	Leon Watson, UTSA	27	151	245	.616
1999	Leon Watson, UTSA	29	154	273	.564
2000	Ricky Fernandez, SHSU	29	88	155	.568
2001	Ron Banks, SFA	26	121	204	.593
2002	Fred Gentry, MCN	30	124	207	.599
2003	Lewis Arline, LU	27	84	150	.560
2004	Donny Beacham, UTA	28	92	148	.622
2005	Jermaine Spencer, NSU	32	114	184	.620
2006	Roderick Rodgers, UTSA	22	70	112	.625
2007	Joseph Polite, SLU	30	137	215	.637
2008	Lamar Sanders, LU	30	145	226	.642

INDIVIDUAL STAT LEADERS



2009	Kleon Penn, MCN	29	99	154	.643
2010	Demond Watt, AMCC	32	154	234	.658
2011	William Mosley, NSU	32	104	164	.634
2012	Taylor Smith, SFA	32	129	184	.701
2013	Taylor Smith, SFA	32	211	304	.694
2014	Zeek Woodley, NSU	31	171	282	.617
2015	DeVonte Upson, SLU	32	145	239	.607
2016	Josh Ibarra, HBU	22	101	160	.631
2017	Josh Ibarra, HBU	31	154	259	.595
2018	Kimani Jackson, NICH	32	104	161	.646

Free Throw Percentage

Year	Leader	G	FTM	FTA	Pct.
1964	Jerry Parker, LU	25	92	112	.821
1965	Jerry Rook, ASU	22	150	173	.867
1966	Dink Ford, UTA	22	111	131	.847
1967	Terry George, UTA	25	118	140	.843
1968	Marion Lewis, ACU	22	60	72	.833
1969	Ronnie Hearne, ACU	25	79	95	.822
1970	Allen Pruett, ASU	23	70	84	.833
1971	Allen Pruett, ASU	24	79	91	.868
1972	Kirby Collins, LU	26	72	90	.800
1973	Dwight Lamar, ULL	28	130	166	.783
1974	Jerry Johnson, UTA	25	66	82	.805
1975	Monte Jones, LU	20	62	80	.775
1976	Monte Jones, LU	23	64	76	.843
1977	Greg Stuckey, UTA	27	71	83	.855
1978	Chirley McLaurin, MCN	28	52	63	.825
1979	Paul Renfro, UTA	26	146	165	.885
1980	Toby McCammon, ASU	23	63	77	.818
1981	Dave Simmons, LTU	30	130	146	.890
1982	Emmerson Wafer, LTU	27	55	62	.887
1983	Bobby Joe Douglas, ULM	28	85	110	.773
1984	Bobby Joe Douglas, ULM	29	80	95	.842
1985	Joe Dumars, MCN	27	201	236	.852
1986	Steve Wiedower, ASU	23	54	61	.885
1987	Steve Wiedower, ASU	34	74	92	.804
1988	Kenneth Willingham, SFA	28	75	84	.893
1989	Anthony Jones, ULM	29	71	83	.855
1990	Fred Thompson, ULM	30	87	102	.853
1991	Casey Jones, ULM	32	76	90	.844
1992	Ronnie Ellison, UTSA	29	101	130	.777
1993	Paul Wallace, MCN	25	59	65	.908
1994	Roosevelt Moore, SHSU	27	52	61	.852
1995	Keith Cornett, UTA	27	70	79	.886
1996	Mike Dillard, SHSU	25	63	68	.926
1997	Dameon Sansom, TXST	28	76	91	.835
1998	Clifton Ellis, TXST	28	72	80	.900
1999	Matt Sundblad, LU	28	84	95	.884
2000	Marcus Kemp, SLU	27	56	67	.836
2001	Joey Ray, LU	27	62	69	.899
2002	Clay Click, TXST	26	69	78	.885
2003	Jasen Gast, SFA	29	70	80	.875
2004	Josh Naylor, TXST	28	56	60	.933
2005	Josh Naylor, TXST	28	69	76	.908
2006	Cyril Djoukeng, NICH	26	57	65	.877
2007	Terry Bryant, SLU	30	80	91	.879
2008	Anatoly Bose, NICH	31	63	74	.851
2009	Kenny Dawkins, LU	25	86	98	.878
2010	Walt Harris, SFA	30	65	77	.844
2011	Trent Hutchin, SLU	29	64	69	.928
2012	Anthony Miles, LU	35	181	222	.815
2013	Dantrell Thomas, NICH	23	76	92	.826
2014	Jalan West, NSU	31	163	186	.876
2015	Jalan West, NSU	32	169	196	.862

2016	Jontrell Walker, UIW	28	98	105	.933
2017	Jordan Howard, UCA	32	144	162	.889
2018	Jordan Howard, UCA	35	207	233	.888

Rebounding

Year	Leader	G	Reb	Avg.
1964	Don Bryson, LU	25	281	11.2
1965	Don Bryson, LU	23	343	14.9
1966	John Dickson, ASU	25	354	14.2
1967	Mike Nau, UTA	26	301	11.6
1968	Jim Nicholson, LU	25	240	9.6
1969	Wayne Moore, LU	24	302	12.6
1970	John Belcher, ASU	23	307	13.3
1971	John Belcher, ASU	24	279	11.6
1972	Mike Green, LTU	26	413	15.9
1973	Mike Green, LTU	26	409	15.7
1974	Steve Brooks, ASU	25	277	11.1
	Edmond Lawrence, MCN	25	277	11.1
1975	John Rudd, MCN	24	301	12.5
1976	John Rudd, MCN	24	328	13.7
1977	Elliott Lawrence, LTU	26	277	10.7
1978	John Rudd, MCN	27	288	10.7
1979	David Lawrence, MCN	27	343	12.7
1980	Clarence Kea, LU	33	328	9.9
1981	Albert Culton, UTA	28	275	9.8
1982	Fred Chaffould, MCN	22	243	11.0
1983	Karl Malone, LTU	28	289	10.3
1984	Sam Norton, UTA	28	304	10.9
1985	Karl Malone, LTU	32	288	9.0
1986	Jerome Batiste, MCN	32	277	8.7
1987	James Gulley, LU	29	288	9.9
1988	Ronnie Morgan, UNT	30	305	10.2
1989	Torgier Bryn, TXST	30	271	9.0
1990	Ronnie Morgan, UNT	21	227	10.8
1991	Derrick Turner, MCN	24	205	8.5
1992	Reggie Jackson, NICH	28	310	11.1
1993	Reggie Jackson, NICH	26	325	12.5
1994	Eric Kubel, NSU	26	341	13.1
1995	Javan Rouzan, SFA	28	311	11.1
1996	Javan Rouzan, SFA	28	252	9.0
1997	John Stokes, ULM	27	232	8.6
1998	Jeff Foster, TXST	28	285	10.2
1999	Jeff Foster, TXST	28	316	11.3
2000	Mike Smith, ULM	28	264	9.4
2001	Brian Lubeck, ULM	27	244	9.0
2002	Donald Cole, SHSU	28	287	10.2
2003	Kirby Lemons, ULM	28	285	10.2
2004	Nate Lofton, SLU	29	315	10.9
2005	Steven Thomas, UTA	28	221	7.9
2006	Ricky Woods, SLU	28	304	10.9
2007	Lamar Sanders, LU	32	315	9.8
2008	Ryan Bright, SHSU	31	337	10.9
2009	Jay Brown, LU	29	260	9.0
2010	Justin Nabors, LU	31	302	9.7
2011	P.J. Alawoya, MCN	32	330	10.3
2012	William Mosley, NSU	32	307	9.6
2013	Damen Bell-Holter, ORU	35	328	9.4
2014	Desharick Guidry, MCN	23	185	8.0
2015	Desharick Guidry, MCN	31	346	11.2
2016	Rashawn Thomas, AMCC	33	265	8.0
2017	Rashawn Thomas, AMCC	34	305	9.0
2018	Quetarrus Wilson, MCN	28	286	10.2



INDIVIDUAL STAT LEADERS

HISTORY & RECORDS

Assists

Year	Leader	G	Ast	Avg.
1981	Alvin Brooks, LU	30	249	8.3
1982	Johnny Collins, ULL	32	228	7.1
1983	Pat Hicks, UNT	30	171	5.7
1984	Ronell Peters, UTA	28	197	7.0
1985	Girard Harmon, MCN	28	184	6.6
1986	Girard Harmon, MCN	30	243	8.1
1987	Kelvin Lewis, LTU	30	186	6.2
1988	Gerald Wright, TXST	30	173	5.8
1989	Tim Keyes, SHSU	28	186	6.6
1990	Roman Banks, NSU	29	157	5.4
1991	Glover Cody, UTA	29	229	7.9
1992	Glover Cody, UTA	29	196	6.7
1993	Russell Ponds, TXST	27	163	6.0
1994	Howard Nathan, ULM	23	179	7.8
1995	Ray Washington, NICH	29	213	7.3
1996	Pointer Williams, MCN	27	200	7.4
1997	Ryan Bundy, NSU	28	163	5.8
1998	Boney Watson, SHSU	24	140	5.8
1999	Boney Watson, SHSU	26	143	5.5
2000	Boney Watson, SHSU	29	185	6.4
2001	Eddy Barlow, SHSU	29	143	4.9
2002	Robert Shannon, SHSU	28	147	5.3
2003	Robert Shannon, SHSU	30	181	6.0
2004	Michael Gardener, SLU	29	143	4.9
2005	Willie Depron, NICH	27	138	5.1
2006	Jejuan Plair, SHSU	31	175	5.7
2007	Kennan Jones, NSU	32	200	6.3
2008	Eric Bell, SFA	32	182	5.7
2009	Ashton Mitchell, SHSU	30	205	6.8
2010	Ashton Mitchell, SHSU	33	166	5.0
2011	Devin Gibson, UTSA	34	183	5.4
2012	Johnathan Jordan, AMCC	30	138	4.6
2013	Hal Bateman, SFA	32	181	5.7
2014	Jalan West, NSU	31	197	6.4
2015	Jalan West, NSU	32	246	7.7
2016	Devonte Hall, NSU	27	171	6.3
2017	Javaughn Powell, NICH	31	156	5.0
2018	Marlain Veal, SLU	33	202	6.1

Steals

Year	Leader	G	St	Avg.
1981	Rickey Leggett, UTA	27	61	2.26
1982	Johnny Collins, ULL	32	95	2.97
1983	Karl Malone, LTU	28	53	1.89
1984	Ronell Peters, UTA	28	57	2.04
1985	Arthur Hayes, ULM	29	66	2.28
1986	Ronell Peters, UTA	30	71	2.37
1987	Deon Alexander, UNT	28	56	2.00
1988	Roderick Ford, UTA	29	70	2.41
1989	Tim Keyes, SHSU	28	78	2.79
1990	Anthony Jones, ULM	30	58	1.93
1991	Donnell Hayden, UNT	28	83	2.96
1992	Keith Johnson, ULM	29	84	2.90
1993	Keith Johnson, ULM	31	86	2.77
1994	Gerard King, NICH	27	61	2.26
1995	Ray Washington, NICH	29	88	3.03
1996	Pointer Williams, MCN	27	118	4.37
1997	Anthony Cook, ULM	21	47	2.24

1998	James Banks, NICH	28	69	2.46
1999	Franklin Paul, MCN	23	65	2.83
2000	James Banks, NICH	28	76	2.71
2001	Senecca Wall, SHSU	29	103	3.55
2002	David Sykes, TXST	26	62	2.38
2003	Tyronn Mitchell, NSU	27	70	2.59
2004	Willie Depron, NICH	27	65	2.41
2005	Willie Depron, NICH	27	66	2.44
2006	Dwight Boatner, MCN	20	56	2.80
2007	Kurt Attaway, UTSA	29	60	2.07
2008	Devin Gibson, UTSA	28	93	3.32
2009	Devin Gibson, UTSA	27	82	3.03
2010	Kevin Palmer, AMCC	32	77	2.41
2011	Devin Gibson, UTSA	34	91	2.68
2012	LaQuentin Miles, UCA	28	57	2.04
2013	Jalen West, NSU	32	75	2.34
2014	Denzel Livingston, UIW	27	68	2.52
2015	Kevin Hardy, MCN	31	85	2.74
2016	Hameed Ali, AMCC	33	88	2.67
2017	Ehab Amin, AMCC	36	124	3.44
2018	Jahvaughn Powell	32	74	2.30

Blocked Shots

Year	Leader	G	Blk	Avg.
1981	Ben Scarborough, MCN	32	44	1.38
1982	Willie Simmons, LTU	27	46	1.70
1983	Willie Simmons, LTU	28	55	1.96
1984	Willie Simmons, LTU	33	75	2.27
1985	Willie Simmons, LTU	31	92	2.97
1986	Gerard Phillips, ULM	30	36	1.20
1987	John Tate, ASU	34	34	1.00
1988	Torgeir Bryn, TXST	31	62	2.00
1989	Torgier Bryn, TXST	30	43	1.43
1990	Tim Holloway, SFA	23	31	1.35
1991	Martin Yokum, MCN	27	52	1.93
1992	Thomas Gipson, UNT	29	51	1.80
1993	Martin Yokum, MCN	27	65	2.41
1994	Martin Yokum, MCN	27	48	1.78
1995	Frank Mata, SHSU	26	45	1.73
1996	Dennis Newton, ULM	30	73	2.43
1997	Jason Wallace, MCN	29	46	1.59
1998	Leon Watson, UTSA	27	65	2.41
1999	Wojciech Myrda, ULM	27	96	3.56
2000	Wojciech Myrda, ULM	28	144	5.14
2001	Wojciech Myrda, ULM	28	123	4.39
2002	Wojciech Myrda, ULM	32	172	5.38
2003	Eddy Fobbs, SHSU	29	79	2.72
2004	Jason Grant, LU	28	71	2.54
2005	Eddy Fobbs, SHSU	30	68	2.27
2006	Thomas Fairley, LU	28	70	2.50
2007	Durrell Nevels, UCA	30	99	3.30
2008	Kleon Penn, MCN	29	117	4.03
2009	Kleon Penn, MCN	29	102	3.51
2010	William Mosley, NSU	29	98	3.38
2011	William Mosley, NSU	32	156	4.90
2012	William Mosley, NSU	32	130	4.06
2013	Taylor Smith, SFA	32	90	2.81
2014	Marvin Frazier, NSU	27	57	2.11
2015	Michael Holyfield, SHSU	35	84	2.40
2016	Liam Thomas, NICH	34	85	2.50
2017	Liam Thomas, NICH	31	130	4.20
2018	Hayden Koval, UCA	34	105	3.10

TEAM STAT LEADERS



Scoring Offense

Year	Leader	Avg.
1965	Lamar	92.7
1966	Lamar	86.7
1967	Arkansas State	82.9
1968	Trinity	91.8
1969	Trinity	86.8
1970	Trinity	89.5
1971	Lamar	87.4
1972	Louisiana Tech	101.1
1973	Louisiana-Lafayette	96.6
1974	McNeese	84.8
1975	Lamar	83.7
1976	McNeese	83.7
1977	Louisiana Tech	82.8
1978	Louisiana-Lafayette	86.2
1979	Lamar	88.1
1980	Louisiana-Lafayette	83.3
1981	UT Arlington	81.8
1982	UT Arlington	80.7
1983	North Texas	77.4
1984	Lamar	78.5
1985	Louisiana Tech	77.9
1986	Texas-Arlington	73.4
1987	North Texas	80.0
1988	Louisiana-Monroe	75.1
1989	Northwestern State	88.0
1990	Louisiana-Monroe	79.8
1991	Texas-Arlington	94.6
1992	Northwestern State	95.0
1993	Northwestern State	90.7
1994	Nicholls	89.0
1995	Nicholls	90.3
1996	Stephen F. Austin	79.7
1997	McNeese	82.0
1998	Southeastern Louisiana	79.4
1999	Texas-San Antonio	77.5
2000	Louisiana-Monroe	78.4
2001	McNeese	83.2
2002	Texas-San Antonio	76.9
2003	Sam Houston State	72.8
2004	Lamar	79.1
2005	Lamar	80.6
2006	Lamar	80.2
2007	Texas A&M-Corpus Christi	79.2
2008	Texas State	83.6
2009	Texas State	81.5
2010	Sam Houston State	79.3
2011	Lamar	82.1
2012	Texas-Arlington	76.9
2013	Northwestern State	80.0
2014	Northwestern State	86.6
2015	Northwestern State	84.0
2016	Stephen F. Austin	80.2
2017	Houston Baptist	78.7
2018	Nicholls	82.5

Scoring Defense

Year	Leader	Avg.
1965	Abilene Christian	67.8
1966	Arkansas State	65.9
1967	Abilene Christian	70.5
1968	Trinity	77.7
1969	Lamar	76.2
1970	Abilene Christian	76.1
1971	Arkansas State	71.1
1972	Abilene Christian	76.2
1973	Louisiana Tech	74.1

1974	Arkansas State	70.8
1975	McNeese	75.3
1976	Louisiana Tech	79.2
1977	McNeese	70.9
1978	Louisiana Tech	62.9
1979	Louisiana Tech	70.7
1980	Arkansas State	67.4
1981	Louisiana Tech	60.2
1982	Arkansas State	56.7
1983	Arkansas State	56.9
1984	Arkansas State	62.0
1985	Louisiana Tech	65.1
1986	Louisiana-Monroe	64.9
1987	Arkansas State	61.9
1988	Northwestern State	65.7
1989	Texas-Arlington	71.7
1990	Northwestern State	61.2
1991	Stephen F. Austin	68.7
1992	Stephen F. Austin	67.7
1993	Texas State	71.0
1994	Texas State	64.3
1995	Texas State	70.2
1996	Texas State	64.7
1997	Texas State	69.4
1998	Texas State	69.7
1999	Texas State	63.1
2000	Lamar	65.2
2001	Stephen F. Austin	61.3
2002	Southeastern Louisiana	62.9
2003	Texas-Arlington	62.7
2004	Stephen F. Austin	60.7
2005	Southeastern Louisiana	55.8
2006	Southeastern Louisiana	65.8
2007	Stephen F. Austin	62.2
2008	Stephen F. Austin	56.4
2009	Stephen F. Austin	56.1
2010	Stephen F. Austin	59.8
2011	Stephen F. Austin	56.7
2012	Stephen F. Austin	54.4
2013	Stephen F. Austin	51.2
2014	Stephen F. Austin	63.4
2015	Sam Houston State	60.3
2016	Stephen F. Austin	63.3
2017	Southeastern Louisiana	68.2
2018	Stephen F. Austin	68.2

Field Goal Percentage

Year	Leader	Pct.
1965	Not available	—
1966	Not available	—
1967	Not available	—
1968	Trinity	50.8
1969	Trinity	49.8
1970	Arkansas State	46.4
1971	Abilene Christian	48.7
1972	Abilene Christian	50.5
1973	Louisiana-Lafayette	48.6
1974	McNeese	49.3
1975	Arkansas State	46.6
1976	Louisiana Tech	47.4
1977	Louisiana Tech	48.1
1978	Louisiana-Lafayette	52.1
1979	Louisiana Tech	53.1
1980	Louisiana-Lafayette	51.9
1981	Louisiana Tech	51.5
1982	Texas-Arlington	52.6
1983	Arkansas State	53.1
1984	Lamar	52.6

1985	Louisiana-Monroe	52.4
1986	Arkansas State	51.5
1987	Louisiana Tech	51.5
1988	Northwestern State	52.0
1989	McNeese	49.5
1990	Louisiana-Monroe	49.6
1991	Louisiana-Monroe	51.0
1992	Northwestern State	48.3
1993	Louisiana-Monroe	52.2
1994	Texas State	48.5
1995	Nicholls	47.8
1996	McNeese	46.3
1997	McNeese	49.2
1998	Nicholls	46.0
1999	Texas-San Antonio	47.4
2000	Sam Houston State	46.5
2001	McNeese	44.4
2002	Texas-Arlington	45.0
2003	Stephen F. Austin	49.1
2004	Texas-Arlington	46.4
2005	Texas-Arlington	46.4
2006	Northwestern State	46.1
2007	Texas A&M-Corpus Christi	52.2
2008	Texas-Arlington	47.7
2009	Nicholls	47.6
2010	Southeastern Louisiana	47.7
2011	Stephen F. Austin	45.8
2012	Texas-Arlington	44.7
2013	Stephen F. Austin	46.8
2014	UIW	48.8
2015	Stephen F. Austin	48.7
2016	Stephen F. Austin	47.8
2017	New Orleans	47.3
2018	Stephen F. Austin	48.6

Field Goal Defense

Year	Leader	Avg.
1965	Not available	—
1966	Not available	—
1967	Not available	—
1968	Trinity	44.3
1969	Trinity	43.7
1970	Arkansas State	42.2
1971	Arkansas State	41.8
1972	Arkansas State	42.4
1973	Louisiana Tech	42.1
1974	McNeese	41.5
1975	Arkansas State	43.5
1976	Arkansas State	45.1
1977	Not available	—
1978	Arkansas State	45.1
1979	Louisiana Tech	47.3
1980	Arkansas State	46.0
1981	Lamar	46.6
1982	Lamar	43.5
1983	Arkansas State	45.0
1984	Arkansas State	44.8
1985	Louisiana Tech	44.8
1986	Louisiana-Monroe	46.9
1987	Arkansas State	43.3
1988	Northwestern State	44.5
1989	McNeese	46.2
1990	McNeese	42.4
1991	Stephen F. Austin	43.5
1992	Stephen F. Austin	43.4
1993	Texas State	42.9
1994	Texas State	40.1
1995	Texas State	42.2



TEAM STAT LEADERS

HISTORY & RECORDS

1996	Stephen F. Austin	42.0
1997	Texas State	42.7
1998	Texas State	40.9
1999	Texas State	37.3
2000	Sam Houston State	39.8
2001	Texas-San Antonio	40.7
2002	Sam Houston State	40.5
2003	Sam Houston State	39.1
2004	Stephen F. Austin	38.8
2005	Sam Houston State	38.9
2006	Texas-San Antonio	42.6
2007	Central Arkansas	41.5
2008	Sam Houston State	38.7
2009	Stephen F. Austin	37.6
2010	Southeastern Louisiana	39.6
2011	Texas-Arlington	40.6
2012	Stephen F. Austin	40.8
2013	Stephen F. Austin	38.0
2014	UIW	40.4
2015	Sam Houston State	39.1
2016	Texas A&M-Corpus Christi	41.7
2017	Sam Houston State	42.6
2018	Stephen F. Austin	42.8

Free Throw Percentage

Year	Leader	Pct.
1965	Not available	—
1966	Not available	—
1967	Not available	—
1968	Texas-Arlington	73.4
1969	Lamar	70.8
1970	Abilene Christian	73.4
1971	Arkansas State	70.1
1972	Lamar	70.7
1973	Louisiana-Lafayette	71.3
1974	Louisiana Tech	69.4
1975	Texas-Arlington	75.0
1976	Louisiana Tech	72.9
1977	Louisiana Tech	74.2
1978	McNeese	72.0
1979	Texas-Arlington	72.4
1980	Louisiana-Lafayette	71.2
1981	Arkansas State	72.0
1982	Louisiana-Lafayette	69.4
1983	Lamar	67.9
1984	McNeese	72.0
1985	Arkansas State	76.3
1986	McNeese	72.4
1987	Lamar	73.7
1988	Stephen F. Austin	75.5
1989	Stephen F. Austin	73.2
1990	Louisiana-Monroe	74.6
1991	Louisiana-Monroe	75.4
1992	McNeese	68.9
1993	Texas-San Antonio	72.2
1994	Texas-San Antonio	73.9
1995	Stephen F. Austin	71.5
1996	Sam Houston State	69.2
1997	Nicholls	70.9
1998	Sam Houston State	74.0
1999	Lamar	73.9
2000	Louisiana-Monroe	71.9
2001	McNeese	71.1
2002	Northwestern State	69.1
2003	Stephen F. Austin	72.0
2004	Texas-Arlington	74.5
2005	Nicholls	72.7
2006	Nicholls	70.6

2007	Nicholls	75.2
2008	Northwestern State	70.9
2009	Texas-Arlington	75.0
2010	Texas-San Antonio	76.1
2011	McNeese	74.6
2012	Texas-San Antonio	74.3
2013	Oral Roberts	73.8
2014	Abilene Christian	74.9
2015	Northwestern State	74.9
2016	UIW	76.6
2017	Nicholls	73.9
2018	UIW	74.6

Rebound Margin

Year	Leader	Avg.
1965	Not available	—
1966	Not available	—
1967	Not available	—
1968	Trinity	13.3
1969	Trinity	5.5
1970	Trinity	11.1
1971	Arkansas State	4.1
1972	Louisiana Tech	13.3
1973	McNeese	9.0
1974	Arkansas State	11.0
1975	McNeese	7.2
1976	McNeese	5.8
1977	Louisiana-Lafayette	5.3
1978	McNeese	3.1
1979	Louisiana Tech	5.3
1980	Arkansas State	2.3
1981	Louisiana-Lafayette	4.3
1982	Arkansas State	2.5
1983	North Texas	5.0
1984	North Texas	2.9
1985	North Texas	3.7
1986	Arkansas State	4.1
1987	Louisiana Tech	5.4
1988	North Texas	3.5
1989	McNeese	2.7
1990	Sam Houston State	4.6
1991	Texas-Arlington	3.1
1992	Texas-San Antonio	4.2
1993	Texas State	7.1
1994	Texas State	5.9
1995	Texas-San Antonio	5.4
1996	Texas State	4.1
1997	Northwestern State	5.3
1998	Texas State	6.0
1999	Lamar	7.6
2000	Texas-San Antonio	7.9
2001	Texas-San Antonio	3.5
2002	McNeese	4.1
2003	Texas-Arlington	4.9
2004	Texas-Arlington	3.0
2005	Northwestern State	5.3
2006	Texas-San Antonio	3.1
2007	Texas A&M-Corpus Christi	6.3
2008	Sam Houston State	6.7
2009	Texas A&M-Corpus Christi	3.8
2010	Lamar	5.2
2011	Stephen F. Austin	7.3
2012	Stephen F. Austin	7.4
2013	Stephen F. Austin	6.9
2014	Stephen F. Austin	4.8
2015	Sam Houston State	7.2
2016	Sam Houston State	3.1

2017	Houston Baptist	5.9
2018	Sam Houston State	3.9

CONFERENCE TRENDS

Yearly Scoring

Year	GP	FG %	FT %	FG D	Off.	Def.
1968	128	47.6	70.3	48.4	84.5	85.2
1969	121	45.6	68.2	46.3	81.1	82.7
1970	121	44.1	69.4	44.9	80.1	80.1
1971	119	44.9	66.9	44.9	78.8	79.8
1972	182	47.0	67.3	39.5	86.7	82.0
1973	181	50.5	63.7	45.2	84.4	82.3
1974	121	46.0	65.1	44.7	77.6	78.8
1975	123	45.6	69.3	42.4	78.3	79.9
1976	155	45.8	68.1	47.4	80.8	84.3
1977	165	46.2	69.8	N/A	78.6	78.5
1978	163	46.9	66.5	45.9	74.7	73.5
1979	165	49.3	69.3	48.4	80.2	77.8
1980	171	49.1	66.3	47.6	76.1	73.2
1981	175	49.7	66.4	48.5	74.2	71.5
1982	171	49.7	66.4	47.3	70.6	67.4
1983	203	48.9	63.8	46.5	69.5	67.0
1984	208	48.7	67.9	47.7	71.6	70.4
1985	205	48.8	66.8	48.5	72.5	70.6
1986	213	48.9	69.2	48.8	70.4	68.2
1987	177	48.3	67.4	46.3	70.6	68.0
1988	233	46.5	66.6	47.3	71.0	72.4
1989	231	46.4	65.7	48.6	75.3	77.0
1990	228	44.1	64.2	46.2	73.9	78.1
1991	229	45.7	68.3	46.9	79.1	80.0
1992	283	45.2	65.2	45.8	78.8	76.5
1993	271	46.1	66.5	45.9	79.8	79.8
1994	280	45.2	66.4	45.8	76.2	76.6
1995	278	45.1	66.4	46.8	76.8	77.8
1996	272	44.3	66.8	44.7	72.2	74.1
1997	247	43.8	66.5	46.0	73.0	74.9
1998	273	44.8	68.1	46.1	74.0	76.2
1999	299	43.0	66.0	43.3	71.8	73.6
2000	311	41.8	65.5	43.1	69.1	70.3
2001	315	42.3	66.0	43.1	70.2	71.7
2002	316	42.5	65.9	43.4	69.8	71.5
2003	310	42.8	68.5	42.8	66.3	66.3
2004	319	43.3	69.8	43.9	72.3	72.2
2005	318	44.4	67.4	43.7	71.2	69.7
2006	321	44.4	66.7	44.0	71.9	71.9
2007	367	44.0	68.6	44.9	71.2	72.2
2008	367	43.4	66.8	42.9	70.1	68.9
2009	367	43.8	68.2	43.0	71.0	68.9
2010	370	43.9	67.7	40.7	70.7	69.8
2011	367	43.7	62.4	48.0	68.6	70.3
2012	377	42.7	70.9	43.2	67.9	67.8
2013	315	42.9	66.9	43.0	67.4	68.4
2014	432	44.9	63.8	45.1	72.8	73.3
2015	403	44.6	69.8	45.0	71.6	71.6
2016	407	44.1	70.1	45.1	74.3	85.3
2017	411	44.9	69.8	45.2	73.9	74.7
2018	414	44.4	68.9	44.5	73.9	73.8

MISCELLANEOUS RECORDS



COACHING LEADERS

Total Victories

Minimum three years in Southland Conference and only years when school was a member of the league are included.

Coach, School	Years	Avg.	Pct.	W
Mike Vining, ULM	1983-2005	16.7	.568	383
Mike McConathy, NSU	1999-present	15.6	.504	280
Danny Kaspar, SFA	2000-2013	18.9	.602	246
Bob Marlin, SHSU	1999-2010	20.4	.632	225
Eddie McCarter, UTA	1993-2006	12.8	.459	179
Tim Carter, UTSA	1996-2006	14.5	.519	160
Jack Martin, LU	1964-1976	12.3	.503	160
Jason Hooten, SHSU	2010-present	19.8	.583	158
Glenn Duhon, MCN	1978-1987	15.5	.533	155
Dave Simmons, MCN	2006-2018	12.8	.421	154

Win Percentage

Minimum two years in Southland Conference and only years when school was a member of the league are included.

Coach, School	Years	W-L	Pct.
Brad Underwood, SFA	2013-2016	89-14	.864
Bill Reigal, MCN	1973-1974	41-10	.804
Pat Foster, LU	1981-1986	134-49	.732
Scotty Robertson, LTU	1972-1974	53-20	.726
Andy Russo, LTU	1980-1985	122-55	.688
E. W. Foy, MCN	1975-1977	52-26	.667
Bobby Paschal, ULL	1979-1982	76-41	.650
Kyle Keller, SFA	2016-present	40-22	.64
Bob Marlin, SHSU	1999-2010	225-131	.632
Danny Kaspar, SFA	2000-2013	246-163	.602

COMPOSITE RECORDS – SLC GAMES

Member	Years	W	L	Pct.
Texas A&M-Corpus Christi	2006-	117	87	.573
Stephen F. Austin	1988-	300	226	.570
Sam Houston State	1988-	294	232	.558
Lamar	1964-87, 1999-	301	271	.526
McNeese	1973-	338	334	.503
New Orleans	2014-	44	47	.484
Northwestern State	1988-	251	272	.479
Southeastern Louisiana	1998-	175	201	.465
UIW	2014-	40	46	.465
Nicholls	1992-	218	252	.463
Abilene Christian	1964-73, 2013-	73	97	.429
Houston Baptist	2014-	33	57	.367
Central Arkansas	2006-	55	149	.269

Former Members

Years	W	L	Pct.
Texas Arlington ¹	289	354	.442
Louisiana-Monroe	236	145	.619
Texas-San Antonio	199	163	.550
Texas State	196	222	.469
Arkansas State	107	117	.478
North Texas	105	96	.522
Louisiana Tech	99	57	.635
Louisiana-Lafayette ²	44	46	.489
Trinity	25	47	.347
Oral Roberts	23	13	.639

¹did not compete in the Southland Conference in 1987; ²forfeited 20 conference wins during 1972 and 1973 seasons.

WINNING STREAKS – ALL GAMES

Rank	Streak	Teams	Season	Began	Ended
1.	29	Stephen F. Austin	2013-14	11/26/13	3/23/14
2.	21	Stephen F. Austin	2015-16	1/2/16	3/20/16
3.	19	Stephen F. Austin	2014-15	11/27/14	2/14/15
4.	16	Louisiana-Monroe	1990-91	1/24/90	3/3/90
	16	Texas-Arlington	2011-12	12/21/11	2/18/12
6.	15%	Lamar	1968-69	11/30/68	2/3/69
	15	McNeese	2000-01	1/15/01	3/10/01
8.	14%	Louisiana Tech	1971-72	12/1/71	1/22/72
	14	Louisiana Tech	1984-85	1/31/85	3/21/85
	14	Nicholls	1997-98	1/3/98	2/26/98
	14	McNeese	2001-02	1/12/02	3/15/02
12.	13*	Louisiana-Lafayette	1971-72	12/4/71	1/28/72
	13	Lamar	1983-84	1/26/84	3/10/84
	13	Louisiana-Monroe	1989-90	1/11/90	3/16/90
	13	Stephen F. Austin	2002-03	12/14/02	2/5/03
16.	12	Lamar	1963-64	1/8/64	3/7/64
	12	Louisiana-Monroe	1992-93	1/30/93	3/19/93
	12	Nicholls	1994-95	2/2/95	3/16/95
19.	11*	Louisiana-Lafayette	1972-73	1/8/73	2/10/73
	11	North Texas	1987-88	2/4/88	3/17/88
	11	Louisiana-Monroe	1993-94	1/20/94	2/28/94
	11	Texas-San Antonio	1998-99	1/4/99	2/13/99
	11	Lamar	2007-08	1/19/08	3/1/08
	11	Sam Houston State	2009-10	1/9/10	2/20/10
	11	Stephen F. Austin	2012-13	12/8/12	1/26/13
26.	10	Louisiana Tech	1984-85	11/28/84	12/30/84
	10	Texas State	1993-94	2/12/94	3/17/94
	10	Sam Houston State	2002-03	1/23/03	2/27/03
	10	Northwestern State	2004-05	2/5/05	3/13/05
	10	Texas A&M-Corpus Christi	2006-07	12/29/06	2/3/07
	10%	Sam Houston State	2007-08	11/10/07	12/28/07
	10	Stephen F. Austin	2007-08	11/20/07	1/10/08
	10	Houston Baptist	2015-16	12/29/15	2/2/16

*-Actual on-court results. Forfeits or vacated games not included.

%-Winning streaks to begin season.

WINNING STREAKS – SLC GAMES

Rank	Streak	Teams	Season(s)	Began	Ended
1.	32	Stephen F. Austin	2012-13 – 2013-14 – 2014-15	2/20/13	2/14/15
2.	25%	Stephen F. Austin	2014-15 2015-16	2/16/15	
2.	20	Louisiana-Lafayette ^{^*}	1971-72 – 1972-73	1/3/72	1/14/76 ^{^*}
3.	19	Louisiana-Monroe	1992-93 – 1993-94	1/7/93	1/8/94
4.	16	Texas-Arlington	2011-12	1/4/12	3/3/12
5.	15	Louisiana-Monroe	1990-91 – 1991-92	1/24/91	1/23/92
6.	14	Nicholls	1997-98	1/3/98	2/26/98
7.	13	McNeese	2001-02	1/12/02	12/28/02
8.	12	Northwestern State	2005-06 – 2006-07	1/21/06	1/4/07
9.	11	Northwestern State	2004-05 – 2005-06	2/5/05	1/14/06
	11	Texas-San Antonio	1998-99	1/4/99	2/13/99

DOES NOT INCLUDE CONFERENCE TOURNAMENT GAMES

[^] - No team in 1973-74 and 1974-75 seasons

*-Actual on-court results. Forfeits or vacated games not included.

%-active



INDIVIDUAL RECORDS

HISTORY & RECORDS

Most Points

Game: 52, Roderic Hall, Texas-San Antonio vs. Maine, 1997
 52, Mike James, Lamar vs. Louisiana College, 2011
 Season: 1,054, Dwight Lamar, Louisiana-Lafayette, 1972
 Career: 3,493, Dwight Lamar, Louisiana-Lafayette, 1969-73

Highest Scoring Average

Season: 36.3, Dwight Lamar, Louisiana-Lafayette, 1972
 Career: 31.2, Dwight Lamar, Louisiana-Lafayette, 1969-73

Most Field Goals Made

Game: 23, Dwight Lamar, Louisiana-Lafayette vs. Houston Baptist, 1973
 Season: 429, Dwight Lamar, Louisiana-Lafayette, 1972
 Career: 1,445, Dwight Lamar, Louisiana-Lafayette, 1969-73

Most Field Goals Attempted

Game: 41, Dwight Lamar, Louisiana-Lafayette vs. McNeese St., 1973
 41, Dwight Lamar, Louisiana-Lafayette vs. Eastern Kentucky, 1972
 Season: 949, Dwight Lamar, Louisiana-Lafayette, 1972
 Career: 3,208, Dwight Lamar, Louisiana-Lafayette, 1969-73

Highest Field Goal Percentage (Minimum 15 Field Goals)

Game: .941 (16-17), Milton Hamilton, Sam Houston St. vs. Concordia, 1990
 Season: 71.4 (132-185), Jethro Owens, Northwestern St., 1991
 Career: 64.8 (596-919), John Lynch, Trinity, 1966-70

Most Three Point Goals Made

Game: 11, Corey Allmond, Sam Houston St. vs. Kentucky, 2009
 11, Mike James, Lamar vs. Louisiana College, 2011
 Season: 115, Paul Marshall, Louisiana-Monroe, 1996
 Career: 386, Jordan Howard, Central Arkansas, 2015-18

Most Three Point Goals Attempted

Game: 24, Daryl Cohen, Southeastern La. vs. McNeese St., 2007
 Season: 285, Daryl Cohen, Southeastern La., 2007
 Career: 934, Jordan Howard, Central Arkansas, 2014-18

Most Free Throws Made

Game: 22, Ashton Mitchell, Sam Houston St. vs. Lamar, 2009
 Season: 267, Joe Dumars, McNeese St., 1984
 Career: 723, Joe Dumars, McNeese St., 1982-85

Most Free Throws Attempted

Game: 27, Ashton Mitchell, Sam Houston St. vs. Lamar, 2009
 Season: 336, McEverett Powers, Texas-San Antonio, 2002
 Career: 917, Joe Dumars, McNeese St., 1982-85

Highest Free Throw Percentage (Minimum 15 Free Throws)

Game: 100.0 (20-20), Paul Renfro, Texas-Arlington vs. Louisiana-Lafayette, 1979
 Season: 93.3 (56-60), Josh Naylor, Texas St., 2004
 Career: 86.8 (558-643), Jordan Howard, Central Arkansas, 2014-18

Consecutive Free Throws Made

Season: 43, Russell Ponds, Texas St., 1992-93

Most Rebounds

Game: 28, Roy Ebron, Louisiana-Lafayette vs. Northwestern St., 1972
 28, Odis Booker, Lamar vs. Texas Wesleyan, 1965
 Season: 413, Mike Green, Louisiana Tech, 1972
 Career: 1,575, Mike Green, Louisiana Tech, 1970-73

Highest Rebound Average

Season: 15.9, Mike Green, Louisiana Tech, 1972
 Career: 15.4, Mike Green, Louisiana Tech, 1970-73

Most Assists

Game: 21, Alvin Brooks, Lamar vs. Texas-Pan American, 1981
 Season: 249, Alvin Brooks, Lamar, 1981
 Career: 712, Wayne Smith, Louisiana Tech, 1983-86

Most Steals


Game: 10, Zjori Bosha, Lamar vs. Austin, 2017
 10, Ricky Woods, Southeastern La. vs. Lamar, 2006
 10, Arthur Hayes, Louisiana-Monroe vs. McNeese St., 1983
 10, Tim Keyes, Sam Houston St. vs. Texas, 1988
 Season: 124, Ehab Amin, Texas A&M-Corpus Christi, 2016
 Career: 264, Tyronn Mitchell, Northwestern St., 2002-06

Most Blocked Shots

Game: 13, Wojciech Myrda, Louisiana-Monroe vs. Texas-San Antonio, 2002
 13, D'or Fischer, Northwestern St. vs. Texas St., 2001
 Season: 172, Wojciech Myrda, Louisiana-Monroe, 2002
 Career: 535, Wojciech Myrda, Louisiana-Monroe, 1999-02

Most Personal Fouls

Season: 145, Chad Jacobs, Louisiana-Monroe, 1991
 Career: 385, Chris Faggi, McNeese St., 1978-82



Bo Lamar, Louisiana-Lafayette

SINGLE-GAME INDIVIDUAL TOP 10



Scoring

Player, School	Date	Opponent	Pts.
Mike James, LU	1-4-2011	Louisiana College	52
Roderic Hall, UTSA	12-6-1997	Maine	52
Michael Cutright, MCN	3-2-1989	Stephen F. Austin	51
Dwight Lamar, ULL	2-14-1972	Louisiana Tech	51
Dwight Lamar, ULL	2-17-1972	Lamar	51
Dwight Lamar, ULL	1-29-1973	Houston Baptist	50
Mike Olliver, LU	1-12-1980	Portland State	50
Don Heller, LU	2-12-1964	McNeese	48
Dwight Lamar, ULL	1-22-1972	Louisiana Tech	48
Five Players			47

Field Goals Made

Player, School	Date	Opponent	Pct.	FGA	FGM
Dwight Lamar, ULL	1-29-1973	Houston Baptist	—	—	23
Mike Olliver, LU	1-12-1980	Portland St.	.628	35	22
Mike Green, LTU	1-22-1973	Lamar	.600	35	21
Dwight Lamar, ULL	2-14-1972	Louisiana Tech	.583	36	21
Dwight Lamar, ULL	1-22-1972	Louisiana Tech	.555	36	20
Dwight Lamar, ULL	2-17-1972	Lamar	.500	40	20
Michael Cutright, MCN	3-2-1989	Stephen F. Austin	.555	36	20
Larry Moore, UTA	1-18-1973	Centenary	.689	29	20
Five Players					19

Field Goal Percentage (Minimum 15 made)

Player, School	Date	Opponent	FGA	FGM	Pct.
Milton Hamilton, SHSU	11-29-1990	Concordia Lutheran	17	16	.941
Matt Kingsley, SFA	12-2-2008	Jackson State	16	15	.938
J.P. Alawoya, MCN	1-7-2009	Wiley College	18	16	.888
Tryan de Lattibeaudiere, LU	12-15-2014	Champion Baptist	18	15	.833
David Amaya, SHSU	3-2-2000	Texas-Arlington	21	16	.762
Maurice Bell, ULM	12-4-1999	Arkansas-Monticello	21	16	.762
Don Heller, LU	2-12-1964	McNeese	24	18	.750
Ryan Stuart, ULM	2-8-1993	Texas-Arlington	23	16	.695
Larry Moore, UTA	1-18-1973	Centenary	29	20	.689
Mike Olliver, LU	11-25-1978	Louisville	25	17	.680

Three-Point Field Goals Made

Player, School	Date	Opponent	Pct.	3FGA	3FGM
Lafayette Rutledge, NICH	2-21-2018	McNeese	.578	19	11
Mike James, LU	1-4-2011	Louisiana College	.523	21	11
Corey Allmond, SHSU	11-19-2009	Kentucky	.687	16	11
Lafayette Rutledge, NICH	11-24-17	UMBC	.526	19	10
Earnest Porter, NICH	2002	Troy	—	—	10
Daryl Cohen, SLU	2-1-2007	McNeese	.416	24	10
13 Players					9

Three-Point Field Goal Percentage (Minimum eight made)

Player, School	Date	Opponent	3FGA	3FGM	Pct.
Kyle Hittle, UIW	12-14-2014	McMurry	9	9	1.000
Damon Mallet, MCN	1-3-1998	Nicholls	8	8	1.000
Kenny McMillon, NSU	2-20-1993	Texas-San Antonio	10	9	.900
Jordan Howard, UCA	2-11-2017	Nicholls	9	8	.888
George King, UNT	2-3-1994	Nicholls	9	8	.888
Brandon Chappell, LU	2-1-2007	Nicholls	11	9	.818
Edward Garriet, MCN	11-19-2004	Houston	10	8	.800
Keith Horne, UTSA	2-28-1991	Georgia St.	10	8	.800
Brent Benson, TXST	11-26-2008	Wyoming	12	9	.750
Marcus Pillow, UCA	2-21-2009	Texas-Arlington	12	9	.750

Free Throws Made

Player, School	Date	Opponent	Pct.	FTA	FTM
Ashton Mitchell, SHSU	1-28-2009	Lamar	.814	27	22
McEverett Powers, UTSA	1-24-2002	Texas-Arlington	.769	26	20
Paul Renfro, UTA	2-19-1979	La.-Lafayette	1.000	20	20
Jordan Howard, UCA	2-17-2018	Nicholls	1.000	19	19
Thomas Walkup, SFA	3-18-2016	West Virginia	.950	20	19
Anatoly Bose, NICH	1-23-2010	Northwestern St.	.791	24	19
Mike McConathy, LTU	2-23-1976	Lamar	.950	20	19
Eddie Stallings, UTA	1-2-1969	West Texas A&M	—	—	19
Senacca Wall, SHSU	3-6-2001	Texas-Arlington	.791	24	19
Dink Ford, UTA	12-12-1964	A&M-Commerce	—	—	18

Free Throw Percentage (Minimum 15 made)

Player, School	Date	Opponent	FTM	FTA	Pct.
Paul Renfro, UTA	2-19-1979	La.-Lafayette	20	20	1.000
Jordan Howard, UCA	2-17-2018	Nicholls	19	19	1.000
Kevin Barker, SFA	3-10-1995	Nicholls	16	16	1.000
Clyde Briley, MCN	1-9-1995	Louisiana Tech	17	17	1.000
Marcus Clark, SFA	1-13-2005	La.-Monroe	15	15	1.000
Damany Hendrix, LU	2-16-2002	Texas-Arlington	16	16	1.000
Mike McConathy, LTU	2-9-1977	Southern Miss	16	16	1.000
Thomas Walkup, SFA	3-18-2016	West Virginia	19	20	.950
Mike McConathy, LTU	2-23-1976	Lamar	19	20	.950
Hameed Ali, AMCC	3-5-16	Abilene Christian	16	17	.941

Rebounds

Player, School	Date	Opponent	Reb
Odus Booker, LU	12-10-1965	Texas Wesleyan	28
Roy Ebron, ULL	1-10-1972	Northwestern St.	28
Henry Ray, MCN	2-19-1974	Texas-Arlington	27
Steve Wade, LU	1-25-1972	Oral Roberts	27
Eight Players			26

Assists

Player, School	Date	Opponent	Asst.
Alvin Brooks, LU	1-15-1981	Texas-Pan American	21
Ray Washington, NICH	1-28-1995	McNeese	20
Jermaine Johnson, UTA	12-28-1998	Sam Houston St.	17
Ted Lyles, ULL	12-10-1975	Houston Baptist	18
Alvin Brooks, LU	1-12-1980	Portland St.	16
Ray Johnson, SHSU	2-23-1991	La.-Monroe	16
Sean Miller, UTA	2-19-1994	Northwestern St.	16
Seven Players			15

Steals

Player, School	Date	Opponent	Stls.
Zjori Bosha, LU	12-10-2016	Austin	10
Ricky Woods, SLU	3-3-2006	Lamar	10
Arthur Hayes, ULM	1-29-1983	McNeese	10
Tim Keyes, SHSU	12-1-1988	Texas	10
Donnell Hayden, UNT	12-3-1990	Texas Southern	9
Pat Nash, UNT	12-17-1991	South Alabama	9
Ronald Sykes, MCN	1-14-1987	Northwestern St.	9
20 Players			8

Blocks

Player, School	Date	Opponent	Blks.
Wojciech Myrda, ULM	1-17-2002	Texas-San Antonio	13
D'or Fischer, NSU	1-22-2001	Texas St.	13
D'or Fischer, NSU	11-21-2001	Siena	12
Hayden Koval, UCA	2-7-2018	Houston Baptist	11
Austin Lewis, MCN	11-18-2014	Louisiana College	11
William Mosley, NSU	1-4-2011	LSU-Shreveport	11
William Mosley, NSU	11-30-2010	Centenary	11
Wojciech Myrda, ULM	2-16-2002	Nicholls	11
Wojciech Myrda, ULM	12-30-1999	Nicholls	11



SINGLE-SEASON INDIVIDUAL TOP 10

HISTORY & RECORDS

Scoring

Player, School	Year	G	FGM	FTM	Avg.	Pts
Dwight Lamar, ULL	1972	29	429	196	36.3	1,054
Jordan Howard, UCA	2018	35	280	207	25.1	880
Joe Dumars, MCN	1984	31	276	267	26.4	819
Larry Jeffries, TRIN	1968	30	320	173	27.1	813
Dwight Lamar, ULL	1973	28	339	130	28.9	808
Mike Green, LTU	1973	26	351	101	30.9	803
Rashawn Thomas, AMCC	2017	34	268	215	22.5	765
Alan Daniels, LU	2006	31	250	155	23.5	730
Kenneth Lyons, UNT	1983	30	282	164	24.2	728
Two Players						716

Scoring Average (Minimum 500 points)

Player, School	Year	G	FGM	FTM	Pts.	Avg.
Dwight Lamar, ULL	1972	29	429	196	1,054	36.3
Mike Green, LTU	1973	26	351	101	803	30.9
Larry Jeffries, TRIN	1967	21	239	144	622	29.6
Dwight Lamar, ULL	1973	28	339	130	808	28.9
Mike McConathy, LTU	1977	26	258	200	716	27.5
Don Scaife, ASU	1975	25	289	100	678	27.1
Larry Jeffries, TRIN	1968	30	320	173	813	27.1
Joe Dumars, MCN	1984	31	276	267	819	26.4
Andrew Toney, ULL	1980	24	239	149	627	26.1
Joe Dumars, MCN	1985	27	248	201	697	25.8

Field Goals Made

Player, School	Year	G	.Pct	FGA	FGM
Dwight Lamar, ULL	1972	29	.452	949	429
Mike Green, LTU	1973	26	.582	603	351
Dwight Lamar, ULL	1973	28	.457	741	339
Mike Olliver, LU	1979	32	.503	648	326
Larry Jeffries, TRIN	1968	30	.519	616	320
Mike Olliver, LU	1980	33	.472	659	311
Mike Olliver, LU	1981	30	.512	580	297
Don Scaife, ASU	1975	25	.465	621	289
Tom Sewell, LU	1984	31	.539	532	287
B.B. Davis, LU	1979	32	.496	570	283

Field Goal Percentage (Minimum 100 made)

Player, School	Year	G	FGA	FGM	Pct.
Jethro Owens, NSU	1991	28	185	132	.714
Taylor Smith, SFA	2012	32	184	129	.701
David Lawrence, MCN	1980	27	145	101	.696
John Dickson, ASU	1967	22	286	198	.695
Taylor Smith, SFA	2013	32	304	211	.694
Sheldon O'Neal, UTA	1994	29	194	130	.670
Rosell Ellis, MCN	1997	30	319	213	.668
Ken Martens, ACU	1972	21	204	136	.667
John Dickson, ASU	1966	25	332	220	.663
Elton Hayes, LU	1973	24	222	146	.658

Three-Point Field Goals Made

Player, School	Year	G	Pct.	FGA	FGM
Paul Marshall, ULM	1996	30	.409	281	115
Jordan Howard, UCA	2018	35	.394	287	113
Daryl Cohen, SLU	2007	30	.368	285	105
Jordan Howard, UCA	2017	32	.445	227	101
Demetrious Floyd, SFA	2016	34	.424	236	100
Corey Allmond, SHSU	2009	30	.436	227	99
Roge'r Guignard, UTA	2008	33	.383	258	99
Four Players					96

Three-Point Field Goal Percentage (Minimum 80 made)

Player, School	Year	G	FGA	FGM	Pct.
Josh Washington, AMCC	2007	32	189	90	.476
Jordan Howard, UCA	2017	32	227	101	.445
Brent Benson, TXST	2009	29	217	95	.437
Corey Allmond, SHSU	2009	30	227	99	.436
Matt Sundblad, LU	1999	28	186	81	.435
Robert Crawford, UCA	2013	29	199	85	.427
Nick Garth, LU	2017	34	218	93	.427
Larry Carr, ULM	1994	28	200	85	.425
Demetrious Floyd, SFA	2016	34	236	100	.424
Marlon Anderson, UTSA	1995	28	227	96	.422
Jalan West, NSU	2015	32	204	86	.422

Free Throws Made

Player, School	Year	G	Pct.	FTA	FTM
Joe Dumars, MCN	1984	31	.824	324	267
Anthony Odunsi, HBU	2016	33	.839	304	255
Devin Gibson, UTSA	2011	34	.781	297	232
McEverett Powers, UTSA	2002	29	.648	336	218
Jordan Howard, UCA	2018	35	.888	233	207
Joe Dumars, MCN	1985	27	.873	230	201
Mike McConathy, LTU	1977	26	.813	246	200
Denzel Livingston, UIW	2015	29	.805	246	198
Anatoly Bose, NICH	2011	28	.793	246	195
Senacca Wall, SHSU	2001	29	.734	264	194

Free Throw Percentage (Minimum 80 attempts)

Player, School	Year	G	FTA	FTM	Pct.
Jontrell Walker, UIW	2016	28	105	98	.933
Clifton Ellis, TXST	1998	28	80	72	.900
Kenneth Willingham, SFA	1988	28	84	75	.893
Dave Simmons, LTU	1981	30	146	130	.890
Jordan Howard, UCA	2017	32	162	144	.889
Jordan Howard, UCA	2018	35	233	207	.888
Zeek Woodley, NSU	2016	28	150	133	.887
Diego Kapelan, MCN	2011	32	104	92	.885
Matt Sundblad, LU	1999	28	95	84	.884
Terry Bryant, SLU	2007	30	91	80	.879

Rebounds

Player, School	Year	G	Avg.	Reb
Mike Green, LTU	1972	26	15.9	413
Roy Ebron, ULL	1972	29	14.2	411
Mike Green, LTU	1973	26	15.7	409
Jim Bowles, TRIN	1968	—	—	408
Roy Ebron, ULL	1973	29	12.3	357
John Dickson, ASU	1966	25	14.2	354
Willie Calvert, ACU	1972	25	14.2	354
Willie Calvert, ACU	1973	26	13.3	346
Desharick Guidry, MCN	2015	31	11.2	346
B. B. Davis, LU	1979	32	10.8	344

Rebound Average (Minimum 300 rebounds)

Player, School	Year	G	Reb	Avg.
Mike Green, LTU	1972	26	413	15.9
Mike Green, LTU	1973	26	409	15.7
Don Bryson, LU	1965	23	343	14.9
Odus Booker, LU	1966	26	324	14.4
Roy Ebron, ULL	1972	29	411	14.2
John Dickson, ASU	1966	25	354	14.2
Willie Calvert, ACU	1972	25	354	14.2
John Rudd, MCN	1976	24	328	13.7
John Belcher, ASU	1970	23	307	13.3
Willie Calvert, ACU	1973	26	346	13.3

SINGLE-SEASON INDIVIDUAL TOP 10



Assists

Player, School	Year	G	Avg.	Asst.
Alvin Brooks, LU	1981	30	8.3	249
Jalan West, NSU	2015	32	7.7	246
Girard Harmon, MCN	1986	30	8.1	243
Glover Cody, UTA	1991	29	7.9	229
Johnny Collins, ULL	1982	32	7.1	228
Carl Jordan, ULL	1980	30	7.5	225
David Green, MCN	1981	32	6.8	218
Wayne Smith, LTU	1986	34	6.4	218
Ray Washington, NICH	1995	29	7.3	213
Marlain Veal, SLU	2018	34	6.1	207

Assists Average (Minimum 150 assists)

Player, School	Year	G	Asst.	Avg.
Gerald Wright, TXST	1988	20	174	8.7
Alvin Brooks, LU	1981	30	249	8.3
Girard Harmon, MCN	1986	30	243	8.1
Ray Johnson, SHSU	1991	24	193	8.0
Glover Cody, UTA	1991	29	229	7.9
Jalan West, NSU	2015	32	249	7.7
Howard Nathan, ULM	1994	23	179	7.7
Carl Jordan, ULL	1980	30	225	7.5
Pointer Williams, MCN	1996	27	200	7.4
Ray Washington, NICH	1995	29	213	7.3

Steals

Player, School	Year	G	Avg.	Stls.
Ehab Amin, AMCC	2017	36	3.4	124
Pointer Williams, MCN	1996	27	4.3	118
Senecca Wall, SHSU	2001	29	3.5	103
Johnny Collins, ULL	1982	32	2.9	95
Devin Gibson, UTSA	2008	28	3.3	93
Devin Gibson, UTSA	2011	34	2.7	91
Hameed Ali, AMCC	2016	33	2.7	88
Ray Washington, NICH	1995	29	3.0	88
Donnell Hayden, UNT	1991	28	3.0	86
Keith Johnson, ULM	1993	31	2.7	86
Kevin Palmer, AMCC	2009	33	2.6	86

Steals Average (Minimum 80 steals)

Player, School	Year	G	Stls.	Avg.
Pointer Williams, MCN	1996	27	118	4.3
Senecca Wall, SHSU	2001	29	103	3.5
Ehab Amin, AMCC	2017	36	124	3.4
Devin Gibson, UTSA	2008	28	93	3.3
Ray Washington, NICH	1995	29	88	3.0
Devin Gibson, UTSA	2009	27	82	3.0
Donnell Hayden, UNT	1991	28	86	3.0
Johnny Collins, ULL	1982	32	95	2.9
Donnell Hayden, UNT	1991	28	83	2.9
Keith Johnson, ULM	1992	29	84	2.9
Three Players				2.7

Blocks

Player, School	Year	G	Avg.	Blks.
Wojciech Myrda, ULM	2002	32	5.3	172
William Mosley, NSU	2011	32	4.9	156
Wojciech Myrda, ULM	2000	28	5.1	144
D'or Fischer, NSU	2002	30	4.4	133
Liam Thomas, NICH	2017	31	4.2	130
William Mosley, NSU	2012	32	4.1	130
Wojciech Myrda, ULM	2001	28	4.3	123
Kleon Penn, MCN	2008	29	4.0	117
Edmond Lawrence, MCN	1973	26	4.1	106
Hayden Koval, UCA	2018	34	3.1	105
Two Players				102

Blocks Average (Minimum 80 blocks)

Player, School	Year	G	Blks.	Avg.
Wojciech Myrda, ULM	2002	32	172	5.3
Wojciech Myrda, ULM	2000	28	144	5.1
William Mosley, NSU	2011	32	156	4.9
D'or Fischer, NSU	2002	30	133	4.4
Wojciech Myrda, ULM	2001	28	123	4.3
Liam Thomas, NICH	2017	31	130	4.2
William Mosley, NSU	2012	32	130	4.1
Edmond Lawrence, MCN	1973	26	106	4.1
Kleon Penn, MCN	2008	29	117	4.0
Wojciech Myrda, ULM	1999	27	96	3.5
Kleon Penn, MCN	2009	29	102	3.5

Double-Doubles

Player, School	Year	No.
Desharick Guidry, MCN	2015	22
Ricky Woods, SLU	2006	18
Ryan Bright, SHSU	2007	16
Justin Nabors, LU	2010	15
Quattarius Wilson, MCN	2018	14
Damen Bell-Holter, ORU	2013	14
P.J. Alawoya, MCN	2011	14
Kirby Lemons, ULM	2003	14
Rashawn Thomas, AMCC	2017	13
Taylor Smith, SFA	2013	13
Donald Cole, SHSU	2003	13
Nate Lofton, SLU	2004	13

Triple-Doubles

Player, School	Year	No.
Devin Gibson, UTSA	2011	2
16 Players		1

Minutes Played

Player, School	Year	G	Min.
Warren Niles, ORU	2013	35	1,275
Jordan Howard, UCA	2018	35	1,258
Mike Olliver, LU	1980	33	1,254
John Jordan, AMCC	2015	34	1,219
Ehab Amin, AMCC	2017	36	1,213
Patrick Richard, MCN	2012	33	1,204
Devin Gibson, UTSA	2011	34	1,190
Joseph Kilgore, AMCC	2017	36	1,177
Johnny Collins, LTU	1982	32	1,172
Kevin Hardy, MCN	2015	31	1,154
Two Players			1,151

Games Played

Player, School	Year	GP
John Dewey III, SHSU, 2018		36
Chris Galbreath Jr., SHSU, 2018		36
Jamal Williams, SHSU, 2018		36
Ehab Amin, AMCC, 2017		36
Joseph Kilgore, AMCC, 2017		36
Kareem South, AMCC, 2017		36
44 Players		35



INDIVIDUAL CAREER TOP 10

HISTORY & RECORDS

Scoring

Player, School	Years	G	FGM	FTM	Avg.	Pts
Dwight Lamar, ULL*	1969-73	112	1,445	623	31.2	3,493
Joe Dumars, MCN	1982-85	117	942	723	22.3	2,607
Andrew Toney, ULL	1976-80	107	996	534	23.6	2,526
Jordan Howard, UCA	2014-18	124	790	558	20.4	2,524
Mike Olliver, LU	1977-81	122	1,130	258	20.6	2,518
Larry Jeffries, TRIN	1965-69	98	922	1,727	25.0	2,454
Mike Green, LTU*	1969-73	102	968	559	22.9	2,340
Jerry Rook, ASU*	1961-65	94	816	521	22.9	2,153
Jesse Ratliff, UNT	1990-94	114	769	497	18.6	2,130
Reggie Jackson, NICH*	1991-95	110	806	512	19.3	2,124

Scoring Average (Minimum 1,000 points)

Player, School	Years	G	FGM	FTM	Pts.	Avg.
Dwight Lamar, ULL*	1969-73	112	1,445	623	3,493	31.2
Larry Jeffries, TRIN	1965-69	98	922	598	2,454	25.0
Andrew Toney, ULL	1976-80	107	996	534	2,526	23.6
Mike Green, LTU*	1969-73	102	968	559	2,340	22.9
Jerry Rook, ASU*	1962-65	94	816	521	2,153	22.9
Joe Dumars, MCN	1982-85	117	942	723	2,607	22.3
Don Scaife, ASU	1972-75	74	731	190	1,652	22.3
Alan Daniels, LU	2004-06	60	453	248	1,306	21.8
Ryan Stuart, ULM	1991-93	58	503	222	1,238	21.3
Mike McConathy, LTU	1973-77	98	784	604	2,033	20.7

Field Goals Made

Player, School	Years	G	.Pct	FGA	FGM
Dwight Lamar, ULL*	1969-73	112	.450	3,208	1,445
Mike Olliver, LU	1977-81	122	.487	2,318	1,130
Andrew Toney, ULL	1976-80	107	.529	1,882	996
Mike Green, LTU*	1969-73	102	.579	1,670	968
Joe Dumars, MCN	1982-85	117	.462	2,038	942
Larry Jeffries, TRIN	1965-69	98	.533	1,727	922
B.B. Davis, LU	1977-81	119	.478	1,843	881
Jerry Rook, ASU*	1961-65	94	.463	1,760	816
Reggie Jackson, NICH*	1991-95	110	.581	1,387	806
Jordan Howard, UCA	2014-18	124	.433	1,823	790

Field Goal Percentage (Minimum 500 field goals made)

Player, School	Years	G	FGA	FGM	Pct.
John Lynch, TRIN	1966-70	—	919	596	.648
John Dickson, ASU*	1963-67	96	1,170	731	.625
Jermaine Griffin, UTA	2004-08	120	819	501	.612
John Tate, ASU*	1985-89	128	1,219	733	.601
Randy White, LTU*	1985-89	127	1,235	731	.592
Reggie Jackson, NICH*	1991-95	110	1,387	806	.581
Ryan Stuart, ULM	1992-93	58	867	503	.580
Mike Green, LTU*	1969-73	102	1,670	968	.579
Victor King, LTU	1975-79	98	943	541	.574
Gerald Morris, ULM*	1981-84	107	1,008	579	.574

Three-Point Field Goals Made

Player, School	Years	G	Pct.	FGA	FGM
Jordan Howard, UCA	2014-18	124	.413	934	386
Demond Mallet, MCN	1997-01	117	.376	878	331
Josh Alexander, SFA	2006-10	120	.409	759	311
Ryan Bathie, NICH	2005-09	112	.391	776	304
Diego Kapelan, MCN	2007-11	120	.366	806	295
Willie Brand, UTA*	1987-91	113	.437	665	290
Anatoly Bose, NICH	2007-11	120	.375	722	271
Jason Coleman, MCN	1999-03	116	.384	694	267
Paul Marshall, ULM	1993-96	90	.368	696	256
Roge'r Guignard, UTA	2006-09	91	.367	656	241

Three-Point Field Goal Percentage (Minimum 150 made)

Player, School	Years	G	FGA	FGM	Pct.
Willie Brand, UTA*	1987-91	113	665	290	.437
Roosevelt Moore, SHSU	1990-94	80	453	198	.437
David Jones, LU*	1986-90	116	378	162	.429
Anthony Jones, ULM	1988-01	122	456	195	.427
Marlon Anderson, UTSA	1994-96	56	463	192	.414
Jordan Howard, UCA	2014-18	124	934	386	.413
Anthony Durham, UTA	1993-98	112	412	170	.412
Brent Benson, TXST	2007-09	58	384	158	.411
Josh Alexander, SFA	2006-10	120	759	311	.409
Jalan West, NSU	2012-18	104	579	236	.408

Free Throws Made

Player, School	Years	G	Pct.	FTA	FTM
Joe Dumars, MCN	1982-85	117	.788	917	723
Devin Gibson, UTSA	2007-11	119	.761	844	643
Dwight Lamar, ULL*	1969-73	112	.777	802	623
Larry Jeffries, TRIN	1965-69	98	.734	814	598
John Jordan, AMCC	2011-15	126	.728	768	559
Jordan Howard, UCA	2014-18	124	.868	643	558
Andrew Toney, ULL	1976-80	107	.774	690	534
Anatoly Bose, NICH	2007-11	120	.775	672	521
Reggie Jackson, NICH*	1991-95	110	—	—	512
Jesse Ratliff, UNT	1990-94	114	.708	709	497

Free Throw Percentage (Minimum 300 free throws made)

Player, School	Years	G	FTA	FTM	Pct.
Jordan Howard, UCA	2014-18	124	643	558	.868
Jalan West, NSU	2012-18	104	474	410	.865
Zeek Woodley, NSU	2013-18	105	492	414	.845
Anthony Jones, ULM	1988-01	122	402	332	.826
Dave Simmons, LTU	1977-81	109	407	333	.818
Marcus Clark, SFA	2002-06	112	416	340	.817
Scott Dimak, SFA*	1985-89	110	422	341	.808
Paul Renfro, UTA	1976-80	107	494	398	.806
Ryan White, TXST	2007-11	117	448	355	.792
Joe Dumars, MCN	1982-85	117	917	723	.788

Rebounds

Player, School	Years7G	Avg.	Reb
Mike Green, LTU*	1969-73	102	1,575
Reggie Jackson, NICH*	1991-95	110	1,271
Edward Lawrence, MCN*	1973-76	102	1,212
John Rudd, MCN	1975-78	102	1,181
John Belcher, ASU	1968-72	94	1,166
Clarence Kea, LU	1976-80	117	1,143
John Dickson, ASU	1963-67	96	1,139
B. B. Davis, LU	1977-81	119	1,122
William Mosley, NSU	2008-12	124	1,118
Randy White, LTU*	1985-89	127	1,048

Rebound Average (Minimum 1,000 rebounds)

Player, School	Years	G	Reb	Avg.
Mike Green, LTU*	1969-73	102	1,575	15.4
John Belcher, ASU	1968-72	94	1,166	12.4
Andrew Prince, ACU	1972-75	82	1,000	12.1
Edward Lawrence, MCN	1973-76	102	1,212	11.9
John Dickson, ASU	1963-67	96	1,139	11.9
Reggie Jackson, NICH*	1992-95	110	1,271	11.6
John Rudd, MCN	1975-78	102	1,181	11.6
Jim Bowles, TRIN	1965-69	97	1,031	10.6
Larry Jeffries, TRIN	1965-69	98	1,013	10.3
Clarence Kea, LU	1976-80	117	1,143	9.8

INDIVIDUAL CAREER TOP 10



Assists

Player, School	Years	G	Avg.	Asst.
Wayne Smith, LTU*	1982-86	127	5.6	712
Jalan West, NSU	2012-18	104	6.3	652
John Jordan, AMCC	2011-15	126	5.2	652
Ronnell Peters, UTA	1982-86	114	5.7	650
David Green, MCN	1981-84	121	5.0	605
Boney Watson, SHSU	1996-00	105	5.4	569
Ashton Mitchell, SHSU	2006-10	125	4.5	565
Ryan Bundy, NSU	1994-98	102	5.4	552
Devin Gibson, UTSA	2007-11	119	4.9	549
Carl Archer, ASU*	1985-89	124	4.3	544

Assists Average (Minimum 300 assists)

Player, School	Years	G	Asst.	Avg.
Alvin Brooks, LU	1979-81	63	432	6.9
Jalan West, NSU	2012-18	104	652	6.3
Ray Johnson, SHSU	1990-92	50	312	6.2
Carl Jordan, ULL	1978-80	57	330	5.8
Ronnell Peters, UTA	1982-86	114	650	5.7
Robert Shannon, SHSU	2001-03	58	328	5.7
Jejuan Plair, SHSU	2005-07	62	347	5.6
Wayne Smith, LTU*	1982-86	127	712	5.6
Russell Ponds, TXST	1992-94	59	327	5.5
Ryan Bundy, NSU	1994-98	102	552	5.4

Steals

Player, School	Years	G	Avg.	Stls.
Devin Gibson, UTSA	2007-11	119	2.7	323
Tyrone Mitchell, NSU	2002-06	120	2.2	264
James Banks, NICH	1996-00	107	2.3	247
Kevin Hardy, MCN	2011-15	125	1.9	241
Roderick Ford, UTA*	1985-88	115	2.1	241
Lloyd Williams, UTSA	1996-00	110	2.1	237
Bruce Hodges, SHSU*	1984-88	112	2.1	235
Jalan West, NSU	2012-18	104	2.2	232
Bill Washington, UTA	1996-00	107	2.1	231
Ricky Leggett, UTA	1977-81	108	2.0	218

Steals Average (Minimum 150 steals)

Player, School	Years	G	Stls.	Avg.
Dennis Green, SHSU	1988-90	53	162	3.1
Senacca Wall, SHSU	1999-01	58	167	2.9
Keith Johnson, ULM	1991-93	60	170	2.8
Devin Gibson, UTSA	2007-11	119	323	2.7
James Banks, NICH	1996-00	107	247	2.3
Jalan West, NSU	2012-18	104	232	2.2
Ronnie Ellison, UTSA	1989-92	81	183	2.2
Tyrone Mitchell, NSU	2002-06	120	264	2.2
Five Players				2.1

Blocks

Player, School	Years	G	Avg.	Blks.
Wojciech Myrda, ULM	1999-02	115	4.6	535
William Mosley, NSU	2008-12	124	3.7	460
Edward Lawrence, MCN*	1973-76	102	3.0	311
Liam Thomas, NICH	2013-17	119	2.5	295
Patrick Sullivan, SLU	2006-10	122	2.2	277
Willie Simmons, LTU	1981-85	120	2.2	268
Eddy Fobbs, SHSU	2001-05	116	2.3	267
Kleon Penn, MCN	2007-09	89	2.9	264
D'or Fischer, NSU	2000-02	52	3.8	202
Jason Grant, LU	2002-06	114	1.7	196

Blocks Average (Minimum 150 blocks)

Player, School	Years	G	Blks.	Avg.
Wojciech Myrda, ULM	1999-02	115	535	4.6
D'or Fischer, NSU	2000-02	52	202	3.8
William Mosley, NSU	2008-12	92	330	3.5
Edmond Lawrence, MCN*	1973-76	102	311	3.0
Kleon Penn, MCN	2007-09	89	264	2.9
Liam Thomas, NICH	2013-17	119	295	2.5
Eddy Fobbs, SHSU	2001-05	116	267	2.3
Willie Simmons, LTU	1981-85	120	268	2.2
Patrick Sullivan, SLU	2006-10	122	277	2.2
Martin Yoakum, MCN	1991-94	81	164	2.0
Jason Grant, LU	2002-06	114	196	1.7

Double-Doubles

Player, School	Years	No.
B.B. Davis, LU	1977-81	56
Clarence Kea, LU	1976-80	54
Don Bryson, LU*	1963-65	34
Desharick Guidry, MCN	2011-15	32
Ryan Bright, SHSU	2004-08	31
Paul Renfro, UTA	1976-80	29
Albert Culton, UTA	1980-82	24
Johnny McDowell, UTA	1991-93	24
Ricky Woods, SLU	2004-06	24
Two Players		23

Games Played

Player, School	Years	GP
Jamal Williams, SHSU	2014-18	137
Thomas Walkup, SFA	2012-16	135
Trey Pinkney, SFA	2012-16	135
Michael Holyfield, SHSU	2011-15	131
Jacob Parker, SFA	2011-15	130
John Tate, ASU*	1985-89	128
Randy White, LTU*	1985-89	127
Anthony Miles, LU	2008-12	126
John Jordan	2011-15	126

Minutes Played

Player, School	Years	G	Min.
Mike Olliver, LU	1977-81	122	4,441
John Jordan, AMCC	2011-15	126	4,339
Jordan Howard, UCA	2014-18	124	4,310
Devin Gibson, UTSA	2007-11	119	3,937
Anatoly Bose, NICH	2007-11	120	3,763
Josh Alexander, SFA	2005-09	120	3,693
Jeremy Burkhalter, SHSU	1997-01	110	3,573
Thomas Walkup, SFA	2012-16	135	3,532
Eddie Williams, SFA	2007-11	124	3,437
Donte Mathis, TXST	1995-99	111	3,402

*Entire career not played as a Southland member



TEAM RECORDS

HISTORY & RECORDS

Most Points Scored

Game: 154, Texas-Arlington vs. Huston-Tillotson, 1991
Season: 2,818, Lamar, 1979

Highest Scoring Average

Season: 101.2, Louisiana Tech, 1972

Most Field Goals Made

Game: 60, Texas-Arlington vs. Huston-Tillotson, 1991
Season: 1,181, Lamar, 1979

Most Field Goals Attempted

Game: 122, Texas-Arlington vs. Huston-Tillotson, 1991
Season: 2,509, Lamar, 1979

Highest Field Goal Percentage

Game: 80.8, Arkansas St. vs. Lamar, 1982
Season: 53.7, Abilene Christian, 1965

Most Three Point Field Goals Made

Game: 21, Nicholls vs. Texas A&M-Corpus Christi, 2007
21, Texas A&M-Corpus Christi vs. SW Adventist, 2014
Season: 287, Sam Houston St., 2010

Most Three Point Field Goals Attempted

Game: 51, Texas-Arlington vs. New Mexico, 1991
Season: 814, Sam Houston St., 2015

Best Three Point Field Goal Percentage (*minimum five*)

Game: 100.0 (6-6), Texas St. vs. Nicholls, 1989
100.0 (6-6), Louisiana-Monroe vs. Howard, 1988
Season: 43.9 (177-403), Louisiana-Monroe, 1990

Most Free Throws Made

Game: 49, Sam Houston State vs. St. Thomas, 2015
Season: 632, Sam Houston St., 2015

Most Free Throws Attempted

Game: 64, Sam Houston State vs. St. Thomas, 2011
Season: 922, Northwestern St., 2011

Best Free Throw Percentage (*minimum 21 attempts*)

Game: 100.0 (22-22), Sam Houston State vs. Abilene Christian, 2016
100.0 (22-22), Texas-San Antonio vs. San Jose St., 2011
100.0 (22-22), Texas St. vs. UTSA, 2004
100.0 (21-21), McNeese vs. Southeastern La., 2001
100.0 (21-21), Texas A&M-Corpus Christi vs. Detroit, 2006
Season: 76.6, UIW, 2016
76.6, Northwestern State, 2016

Most Rebounds

Game: 81, McNeese vs. Lamar, 1973, 1975
Season: 1,541, Louisiana-Lafayette, 1972

Highest Rebound Average

Season: 56.5, Louisiana Tech, 1972

Most Blocked Shots

Game: 17, Louisiana-Monroe vs. Lamar, 2000
17, Houston Baptist vs. Ecclesia, 2015
Season: 225, Northwestern St., 2011

Most Victories

Season: 32, Stephen F. Austin, 2014
Southland: 18, Stephen F. Austin, 2014
18, Stephen F. Austin, 2016

Most Consecutive Victories

29, Stephen F. Austin

Most Points Scored Against

Game: 135, Lamar vs. Texas-Arlington, 1967 (30T)
Season: 2,686, Northwestern State, 2013-14

Highest Opponent Scoring Average

Season: 95.1, Texas-Arlington, 1968

Most Opponent Field Goals Made

Game: 59, Texas-Arlington vs. New Mexico, 1991
Season: 1,080, Lamar, 1979

Most Opponent Field Goals Attempted

Game: 113, Texas-Arlington vs. Lamar, 1967
Season: 2,265, Lamar, 1979

Best Field Goal Percentage Against

Game: 80.8, Lamar vs. Arkansas St., 1982
Season: 53.0, North Texas, 1985

Most Three Point Goals Made Against

Game: 18, Central Arkansas vs. UNLV, 2012
18, Texas-San Antonio vs. Samford, 2011
18, Louisiana-Monroe vs. Cincinnati, 2002
Season: 292, Nicholls, 2007

Most 3-Point Goals Attempted Against

Game: 44, Texas-Arlington vs. North Texas, 1993
Season: 779, Texas-San Antonio, 2012

Best Three Point Percentage Against (*minimum five*)

Game: (min. 5) 100.0 (7-7), Texas-Arlington vs. Stephen F. Austin, 1987
(min. 10) 81.8 (9-11), Texas St. vs. North Texas, 2011
(min.10) 81.8 (9-11), Southeastern La. vs. Southeast Missouri, 2013
(min.10) 81.8 (9-11), Southeastern La. vs. Oral Roberts, 2013
Season: 43.4 (116-267), Texas-Arlington, 1987

Most Free Throws Made Against

Game: 46, North Texas vs. Texas-Arlington, 1991
Season: 710, Texas-Arlington, 1965

Most Free Throws Attempted Against

Game: 62, Northwestern St. vs. Louisiana-Monroe, 1992
Season: 969, Sam Houston State, 2014

Best Free Throw Percentage Against (*Min. 20 attempts*)

Game: 100.0 (22-22), Texas-San Antonio vs. Texas St., 2004
100.0 (20-20), Nicholls vs. Texas-San Antonio, 2004
Season: 74.9, Abilene Christian, 2014

Most Rebounds Against

Game: 85, Texas-Arlington vs. New Mexico St., 1971
Season: 1,394, Lamar, 1979

Highest Rebounding Average Against

Season: 57.8, Trinity, 1964

YEARLY STANDINGS



	Southland		Overall	
	W-L	Pct.	W-L	Pct.
1963-64				
Lamar	7-1	.875	19-6	.760
Abilene Christian	6-2	.750	18-9	.667
Arkansas St.	5-3	.625	16-9	.640
Texas-Arlington	1-7	.125	4-21	.160
Trinity	1-7	.125	3-21	.120

	Southland		Overall	
	W-L	Pct.	W-L	Pct.
1964-65				
Abilene Christian	6-2	.750	17-9	.653
Arkansas St.	6-2	.750	13-9	.591
Lamar	5-3	.625	18-6	.750
Texas-Arlington	3-5	.375	10-14	.417
Trinity	0-8	.000	2-21	.087

	Southland		Overall	
	W-L	Pct.	W-L	Pct.
1965-66				
Abilene Christian	8-0	1.000	21-7	.750
Lamar	4-4	.500	17-9	.653
Arkansas St.	4-4	.500	17-9	.653
Trinity	3-5	.375	12-10	.545
Texas-Arlington	1-7	.125	9-13	.405

	Southland		Overall	
	W-L	Pct.	W-L	Pct.
1966-67				
Arkansas St.	8-0	1.000	17-7	.708
Texas-Arlington	4-4	.500	14-12	.538
Trinity	4-4	.500	16-6	.714
Abilene Christian	4-4	.500	11-11	.500
Lamar	0-8	.000	5-19	.208

	Southland		Overall	
	W-L	Pct.	W-L	Pct.
1967-68				
Abilene Christian	6-2	.750	11-13	.458
Trinity	5-3	.625	23-7	.766
Arkansas St.	4-4	.500	7-17	.268
Lamar	3-5	.375	8-17	.320
Texas-Arlington	2-6	.250	6-20	.237

	Southland		Overall	
	W-L	Pct.	W-L	Pct.
1968-69				
Trinity	7-1	.875	19-5	.791
Lamar	6-2	.750	20-4	.833
Texas-Arlington	3-5	.375	8-18	.308
Arkansas St.	3-5	.375	6-16	.272
Abilene Christian	1-7	.125	5-20	.250

	Southland		Overall	
	W-L	Pct.	W-L	Pct.
1969-70				
Lamar	7-1	.875	15-9	.625
Arkansas St.	4-4	.500	14-9	.609
Trinity	4-4	.500	16-8	.667
Texas-Arlington	4-4	.500	8-16	.333
Abilene Christian	1-7	.125	10-16	.385

	Southland		Overall	
	W-L	Pct.	W-L	Pct.
1970-71				
Arkansas St.	6-2	.750	15-9	.625
Lamar	5-3	.625	11-13	.459
Abilene Christian	5-3	.625	15-9	.625
Texas-Arlington	3-5	.375	8-18	.308
Trinity	1-7	.125	7-16	.304

	Southland		Overall	
	W-L	Pct.	W-L	Pct.
1971-72				
Louisiana Tech	8-0	1.000	25-1	.961
Lamar	7-1	.875	13-13	.500
Texas-Arlington	5-3	.625	14-12	.538
Arkansas St.	5-3	.625	13-13	.500
Abilene Christian	3-5	.375	17-8	.680
Trinity	0-8	.000	7-17	.291
Louisiana-Lafayette ¹	0-8	.000	0-29	.000

¹Forfeited 25 regular-season wins and eight Southland wins.

	Southland		Overall	
	W-L	Pct.	W-L	Pct.
1972-73				
Louisiana Tech	10-2	.833	20-6	.769
McNeese ¹	10-2	.833	21-5	.808
Texas-Arlington	8-4	.667	13-13	.500
Lamar	6-6	.500	11-13	.459
Arkansas St.	4-8	.333	9-15	.375
Abilene Christian	4-8	.333	8-18	.308
Louisiana-Lafayette ²	0-12	.000	0-29	.000

¹Ineligible for conference championship; ²Forfeited 24 regular season wins and 12 Southland wins.

	Southland		Overall	
	W-L	Pct.	W-L	Pct.
1973-74				
Arkansas St.	4-0	1.000	17-8	.680
Texas-Arlington	2-2	.500	7-18	.280
Lamar	0-4	.000	6-19	.240
McNeese ¹	0-0	—	20-5	.800
Louisiana Tech ¹	0-0	—	8-13	.381
Louisiana-Lafayette ²	0-0	—	0-0	—

¹Ineligible for conference competition; ²Could not field team due to NCAA penalties.


	Southland		Overall	
	W-L	Pct.	W-L	Pct.
1974-75				
McNeese	6-2	.750	16-8	.667
Louisiana Tech	5-3	.625	12-13	.480
Lamar	4-4	.500	7-16	.304
Arkansas St.	3-5	.375	13-12	.520
Texas-Arlington	2-6	.250	6-20	.231
Louisiana-Lafayette ¹	0-0	—	0-0	—

¹Could not field team due to NCAA penalties.

	Southland		Overall	
	W-L	Pct.	W-L	Pct.
1975-76				
Louisiana Tech	9-1	.900	15-11	.576
McNeese	7-3	.700	16-11	.591
Lamar	6-4	.600	10-14	.417
Louisiana-Lafayette	4-6	.400	7-19	.269
Arkansas St.	3-7	.300	10-15	.400
Texas-Arlington	1-9	.100	6-21	.222

	Southland		Overall	
	W-L	Pct.	W-L	Pct.
1976-77				
Louisiana-Lafayette	8-2	.800	21-8	.742
McNeese	7-3	.700	20-7	.741
Lamar	6-4	.600	12-17	.414
Arkansas St.	4-6	.400	15-12	.556
Louisiana Tech	4-6	.400	13-13	.500
Texas-Arlington	1-9	.100	3-24	.111

	Southland		Overall	
	W-L	Pct.	W-L	Pct.
1977-78				
McNeese	8-2	.800	20-8	.714
Lamar	8-2	.800	18-9	.667
Louisiana-Lafayette	7-3	.700	19-8	.704
Texas-Arlington	3-7	.300	10-17	.370
Arkansas St.	2-8	.200	9-18	.333
Louisiana Tech	2-8	.200	6-21	.222



Lamar, 1964 Southland Conference Champion



YEARLY STANDINGS

HISTORY & RECORDS

	Southland		Overall	
	W-L	Pct.	W-L	Pct.
1978-79				
Lamar	9-1	.900	23-9	.719
Louisiana Tech	6-4	.600	17-8	.680
Louisiana-Lafayette	6-4	.600	16-11	.593
Arkansas St.	5-5	.500	15-12	.556
McNeese	3-7	.300	10-17	.370
Texas-Arlington	1-9	.100	11-16	.407

	Southland		Overall	
	W-L	Pct.	W-L	Pct.
1979-80				
Lamar	8-2	.800	22-11	.667
Louisiana-Lafayette	5-5	.500	21-9	.700
Arkansas St.	5-5	.500	15-12	.556
McNeese	5-5	.500	15-12	.556
Louisiana Tech	4-6	.400	17-10	.630
Texas-Arlington	3-7	.300	14-13	.519

	Southland		Overall	
	W-L	Pct.	W-L	Pct.
1980-81				
Lamar	8-2	.800	25-5	.833
Texas-Arlington	7-3	.700	20-8	.714
Louisiana Tech	7-3	.700	20-10	.667
Louisiana-Lafayette	6-4	.600	15-13	.536
Arkansas St.	2-8	.200	12-15	.444
McNeese	0-10	.000	11-21	.344

	Southland		Overall	
	W-L	Pct.	W-L	Pct.
1981-82				
Louisiana-Lafayette	8-2	.800	24-8	.750
Lamar	7-3	.700	22-7	.759
Texas-Arlington	6-4	.600	16-12	.571
McNeese	4-6	.400	14-15	.483
Arkansas St.	3-7	.300	15-11	.577
Louisiana Tech	2-8	.200	11-16	.407

	Southland		Overall	
	W-L	Pct.	W-L	Pct.
1982-83				
Lamar	9-3	.750	23-8	.742
Louisiana Tech	8-4	.667	19-9	.679
McNeese	6-6	.500	16-13	.552
Louisiana-Monroe	6-6	.500	14-14	.500
Arkansas St.	5-7	.417	17-12	.586
North Texas	5-7	.417	15-15	.500
Texas-Arlington	3-9	.250	9-19	.321

	Southland		Overall	
	W-L	Pct.	W-L	Pct.
1983-84				
Lamar	11-1	.917	26-5	.839
Louisiana-Monroe	9-3	.750	17-12	.586
Louisiana Tech	8-4	.667	26-7	.788
McNeese	6-6	.500	16-15	.516
Arkansas St.	4-8	.333	13-15	.464
North Texas	3-9	.250	9-19	.321
Texas-Arlington	1-11	.083	5-23	.179

	Southland		Overall	
	W-L	Pct.	W-L	Pct.
1984-85				
Louisiana Tech	11-1	.917	29-3	.906
McNeese	9-3	.750	18-10	.643
Lamar	8-4	.667	20-12	.625
Arkansas St.	6-6	.500	14-14	.500
Louisiana-Monroe	4-8	.333	17-12	.586
Texas-Arlington	3-9	.250	12-16	.429
North Texas	1-11	.083	5-23	.179

	Southland		Overall	
	W-L	Pct.	W-L	Pct.
1985-86				
Louisiana-Monroe	9-3	.750	20-10	.667
McNeese	8-4	.667	21-11	.656
Arkansas St.	7-5	.583	18-11	.621
Lamar	6-6	.500	18-12	.600
Louisiana Tech	6-6	.500	20-14	.588
North Texas	4-8	.333	10-18	.357
Texas-Arlington	2-10	.167	12-18	.400

	Southland		Overall	
	W-L	Pct.	W-L	Pct.
1986-87				
Louisiana Tech	9-1	.900	22-8	.733
Arkansas St.	5-5	.500	21-13	.618
McNeese	5-5	.500	14-14	.500
Lamar	4-6	.400	14-15	.483
North Texas	4-6	.400	11-17	.393
Louisiana-Monroe	3-7	.300	13-15	.464

	Southland		Overall	
	W-L	Pct.	W-L	Pct.
1987-88				
North Texas	12-2	.857	17-13	.567
Louisiana-Monroe	10-4	.714	21-9	.700
Sam Houston St.	9-5	.643	14-14	.500
Northwestern St.	7-7	.500	16-12	.571
Texas St.	6-8	.429	9-22	.290
Stephen F. Austin	4-10	.286	10-18	.357
McNeese	4-10	.286	7-22	.241
Texas-Arlington	4-10	.286	7-22	.241

	Southland		Overall	
	W-L	Pct.	W-L	Pct.
1988-89				
North Texas	10-4	.714	14-15	.483
McNeese	9-5	.643	16-14	.533
Louisiana-Monroe	9-5	.643	17-12	.586
Sam Houston St.	8-6	.571	12-16	.429
Northwestern St.	7-7	.500	13-16	.448
Texas St.	6-8	.429	13-17	.433
Texas-Arlington	4-10	.286	7-21	.250
Stephen F. Austin	3-11	.214	10-18	.357

	Southland		Overall	
	W-L	Pct.	W-L	Pct.
1989-90				
Louisiana-Monroe	13-1	.929	22-8	.733
McNeese	11-3	.786	14-13	.519
Texas St.	9-5	.643	13-15	.464
Sam Houston St.	8-6	.571	10-18	.357
Texas-Arlington	6-8	.429	13-16	.448
Northwestern St.	5-9	.357	10-19	.345
North Texas	3-11	.214	5-25	.167
Stephen F. Austin	1-13	.071	2-25	.074

	Southland		Overall	
	W-L	Pct.	W-L	Pct.
1990-91				
Louisiana-Monroe	13-1	.929	25-8	.758
Texas-Arlington	11-3	.786	20-9	.690
North Texas	11-3	.786	17-13	.567
Stephen F. Austin	6-8	.429	11-17	.393
Sam Houston St.	5-9	.357	7-20	.259
Texas St.	4-10	.286	10-17	.370
McNeese	4-10	.286	8-19	.296
Northwestern St.	2-12	.143	8-22	.214

	Southland		Overall	
	W-L	Pct.	W-L	Pct.
1991-92				
Texas-San Antonio	15-3	.833	21-8	.724
Louisiana-Monroe	12-6	.667	19-10	.665
Nicholls	12-6	.667	15-13	.536
North Texas	12-6	.667	15-14	.517
Texas-Arlington	11-7	.611	16-13	.552
Stephen F. Austin	10-8	.556	15-13	.536
Northwestern St.	9-9	.500	15-13	.536
Texas St.	4-14	.222	7-20	.259
McNeese	4-14	.222	7-22	.241
Sam Houston St.	1-17	.056	2-25	.074

	Southland		Overall	
	W-L	Pct.	W-L	Pct.
1992-93				
Louisiana-Monroe	17-1	.944	26-5	.839
Nicholls	11-7	.611	14-12	.538
Texas-San Antonio	10-8	.555	15-14	.517
Texas-Arlington	10-8	.555	16-12	.571
Texas St.	9-9	.500	14-13	.519
McNeese	9-9	.500	12-15	.444
Stephen F. Austin	8-10	.444	12-14	.462
Northwestern St.	7-11	.389	13-13	.500
North Texas	5-13	.278	5-21	.192
Sam Houston St.	4-14	.222	6-19	.240

	Southland		Overall	
	W-L	Pct.	W-L	Pct.
1993-94				
Louisiana-Monroe	15-3	.833	19-9	.679
Texas St.	14-4	.778	25-7	.781
Nicholls	12-6	.667	19-9	.679
North Texas	9-9	.500	14-15	.483
McNeese	9-9	.500	11-16	.407
Texas-San Antonio	8-10	.444	12-15	.444
Sam Houston St.	7-11	.389	7-20	.259
Stephen F. Austin	6-12	.333	9-18	.333
Northwestern St.	6-12	.333	11-15	.423
Texas-Arlington	4-14	.222	7-22	.241

YEARLY STANDINGS



	Southland		Overall			Southland		Overall			Southland		Overall	
	W-L	Pct	W-L	Pct.		W-L	Pct	W-L	Pct.		W-L	Pct	W-L	Pct.
1994-95					1998-99					2002-03				
Nicholls	17-1	.944	24-6	.800	Texas St.	13-5	.722	19-9	.679	Sam Houston St.	17-3	.850	23-7	.767
Louisiana-Monroe	11-7	.611	14-18	.438	Texas-San Antonio	12-6	.667	18-11	.620	Stephen F. Austin	16-4	.800	21-8	.724
Texas-San Antonio	11-7	.611	15-13	.538	Nicholls	12-6	.667	14-15	.483	Texas-Arlington	13-7	.650	16-13	.552
Stephen F. Austin	9-9	.500	14-14	.500	Louisiana-Monroe	12-6	.667	13-14	.481	Texas St.	11-9	.550	17-12	.586
North Texas	9-9	.500	14-13	.519	Lamar	11-7	.611	17-11	.607	McNeese	10-10	.500	15-14	.517
Northwestern St.	8-10	.444	13-14	.481	McNeese	11-7	.611	13-15	.464	Lamar	10-10	.500	13-14	.481
Texas-Arlington	7-11	.389	10-17	.370	Northwestern St.	8-10	.444	11-15	.423	Louisiana-Monroe	10-10	.500	12-16	.429
McNeese	7-11	.389	11-16	.407	Texas-Arlington	8-10	.444	10-16	.385	Southeastern La.	9-11	.450	11-16	.407
Texas St.	7-11	.389	12-14	.462	Sam Houston St.	7-11	.389	10-16	.385	Texas-San Antonio	7-13	.350	10-17	.370
Sam Houston St.	4-14	.222	7-19	.269	Southeastern La.	3-15	.167	6-20	.231	Northwestern St.	6-14	.300	6-21	.222
					Stephen F. Austin	2-16	.111	4-22	.154	Nicholls	1-19	.050	3-25	.107
1995-96					1999-2000					2003-04				
Louisiana-Monroe	13-5	.722	16-14	.519	Sam Houston St.	15-3	.833	22-7	.759	Southeastern La.	11-5	.688	20-9	.690
North Texas	12-6	.667	15-13	.538	Louisiana-Monroe	13-5	.722	19-9	.679	Texas-Arlington	11-5	.688	17-12	.586
Texas-San Antonio	12-6	.667	14-14	.500	Texas-San Antonio	12-6	.667	15-13	.536	Texas-San Antonio	11-5	.688	19-14	.576
Stephen F. Austin	11-7	.611	17-11	.615	Northwestern St.	11-7	.611	17-13	.567	Stephen F. Austin	10-6	.625	21-9	.700
McNeese	11-7	.611	15-12	.577	Texas-Arlington	11-7	.611	15-12	.556	Sam Houston St.	8-8	.500	13-15	.464
Sam Houston St.	9-9	.500	11-16	.407	Lamar	8-10	.444	15-16	.484	Texas St.	8-8	.500	13-15	.464
Texas St.	7-11	.389	11-15	.423	Texas St.	8-10	.444	12-17	.414	Northwestern St.	8-8	.500	11-17	.393
Texas-Arlington	7-11	.389	11-15	.423	Nicholls	8-10	.444	11-17	.393	Louisiana-Monroe	8-8	.500	12-19	.387
Nicholls	5-13	.278	5-21	.192	Southeastern La.	5-13	.278	10-17	.370	McNeese	7-9	.438	11-16	.407
Northwestern St.	3-15	.167	5-21	.192	McNeese	5-13	.278	6-21	.222	Lamar	5-11	.313	11-18	.379
					Stephen F. Austin	3-15	.167	6-21	.222	Nicholls	1-15	.063	6-21	.222
1996-97					2000-01					2004-05				
Texas St.	10-6	.625	16-13	.552	McNeese	17-3	.850	22-9	.710	Southeastern La.	13-3	.813	24-9	.727
Louisiana-Monroe	10-6	.625	14-14	.500	Nicholls	12-8	.600	14-14	.500	Northwestern St.	13-3	.813	21-12	.636
McNeese	10-6	.625	18-12	.600	Texas-San Antonio	12-8	.600	14-15	.483	Sam Houston St.	11-5	.688	18-12	.600
Northwestern St.	8-8	.500	13-15	.464	Northwestern St.	11-9	.550	19-13	.594	Texas-San Antonio	10-6	.625	15-13	.536
Stephen F. Austin	8-8	.500	12-15	.444	Sam Houston St.	11-9	.550	16-13	.552	Lamar	9-7	.563	18-11	.621
Texas-Arlington	8-8	.500	12-15	.444	Texas-Arlington	11-9	.550	13-15	.464	Texas St.	8-8	.500	14-14	.500
Nicholls	7-9	.438	10-16	.385	Texas St.	10-10	.500	13-15	.464	McNeese	8-8	.500	13-15	.464
Sam Houston St.	7-9	.438	8-18	.308	Louisiana-Monroe	8-12	.400	11-17	.393	Texas-Arlington	7-9	.438	13-15	.464
Texas-San Antonio	4-12	.250	9-17	.346	Lamar	7-13	.350	9-18	.333	Stephen F. Austin	6-10	.375	12-15	.444
					Stephen F. Austin	6-14	.300	9-17	.346	Louisiana-Monroe	2-14	.125	8-19	.296
					Southeastern La.	5-15	.250	8-21	.276	Nicholls	1-15	.063	6-21	.222
1997-98					2001-02					2005-06				
Nicholls	15-1	.938	19-10	.655	McNeese	17-3	.850	21-9	.700	Northwestern St.	15-1	.938	26-8	.765
Texas St.	10-6	.625	17-11	.607	Louisiana-Monroe	15-5	.750	20-12	.625	Sam Houston St.	11-5	.688	22-9	.710
Texas-San Antonio	10-6	.625	16-11	.593	Texas-San Antonio	13-7	.650	19-10	.655	Southeastern La.	10-6	.625	16-12	.571
Northwestern St.	10-6	.625	13-14	.481	Lamar	11-9	.550	15-14	.517	Stephen F. Austin	9-7	.563	17-12	.586
Louisiana-Monroe	8-8	.500	13-16	.448	Stephen F. Austin	10-10	.500	13-15	.464	Lamar	9-7	.563	17-14	.548
Texas-Arlington	8-8	.500	13-16	.448	Texas St.	10-10	.500	12-16	.429	McNeese	9-7	.563	14-14	.500
Sam Houston St.	7-9	.438	9-17	.346	Sam Houston St.	9-11	.450	14-14	.500	Texas-Arlington	7-9	.438	14-16	.467
Stephen F. Austin	6-10	.375	10-16	.385	Texas-Arlington	9-11	.450	12-15	.444	Texas-San Antonio	6-10	.375	11-17	.393
McNeese	4-12	.250	7-19	.269	Northwestern St.	9-11	.450	13-18	.419	Louisiana-Monroe	6-10	.375	10-18	.357
Southeastern La.	2-14	.125	6-20	.231	Southeastern La.	6-14	.300	7-20	.259	Nicholls	5-11	.313	9-18	.333
					Nicholls	1-19	.050	2-25	.074	Texas St.	1-15	.063	3-24	.111



YEARLY STANDINGS

HISTORY & RECORDS

2006-07	Southland		Overall	
	W-L	Pct	W-L	Pct.
East				
Northwestern St.	10-6	.625	17-15	.531
McNeese	9-7	.563	15-17	.469
Southeastern La.	8-8	.500	16-14	.533
Lamar	8-8	.500	15-17	.469
Nicholls	7-9	.438	8-22	.267
Central Arkansas	4-12	.250	10-20	.333
West				
A&M-Corpus Christi	14-2	.875	26-7	.788
Sam Houston St.	13-3	.813	21-10	.788
Stephen F. Austin	8-8	.500	15-14	.517
Texas-Arlington	8-8	.500	13-17	.433
Texas St.	4-12	.250	9-20	.310
Texas-San Antonio	3-13	.188	7-22	.241

2007-08	Southland		Overall	
	W-L	Pct	W-L	Pct.
East				
Lamar	13-3	.813	19-11	.633
Southeastern La.	9-7	.563	17-13	.567
Northwestern St.	9-7	.563	15-18	.455
McNeese	7-9	.438	13-16	.448
Nicholls	5-11	.313	10-21	.323
Central Arkansas	4-12	.250	14-16	.467
West				
Stephen F. Austin	13-3	.813	26-6	.813
Sam Houston St.	10-6	.625	23-8	.742
Texas-Arlington	7-9	.438	21-12	.636
Texas-San Antonio	7-9	.438	13-17	.433
Texas St.	6-10	.375	13-16	.448
A&M-Corpus Christi	6-10	.375	9-20	.310

2008-09	Southland		Overall	
	W-L	Pct	W-L	Pct.
East				
Stephen F. Austin	13-3	.813	24-8	.750
Nicholls	12-4	.750	20-11	.645
Southeastern La.	7-9	.438	13-17	.433
McNeese	5-11	.312	11-18	.379
Northwestern St.	3-13	.188	11-20	.355
Central Arkansas	3-13	.188	10-19	.345
West				
Sam Houston St.	12-4	.750	18-12	.600
A&M-Corpus Christi	11-5	.688	18-16	.529
Texas-Arlington	9-7	.562	16-14	.533
Texas-San Antonio	8-8	.500	19-13	.594
Texas State	7-9	.438	14-16	.467
Lamar	6-10	.375	15-15	.500

2009-10	Southland		Overall	
	W-L	Pct	W-L	Pct.
East				
Stephen F. Austin	11-5	.688	23-9	.719
Southeastern La.	10-6	.625	19-12	.613
Nicholls	7-9	.438	11-19	.367
Northwestern St.	5-11	.312	10-19	.345
McNeese	5-11	.312	10-20	.333
Central Arkansas	3-13	.188	9-21	.300
West				
Sam Houston St.	14-2	.875	25-8	.758
A&M-Corpus Christi	10-6	.625	17-15	.531
Texas-San Antonio	9-7	.562	19-11	.633
Texas State	9-7	.562	15-16	.484
Texas-Arlington	8-8	.500	16-14	.533
Lamar	5-11	.312	14-18	.438

2010-11	Southland		Overall	
	W-L	Pct	W-L	Pct.
East				
McNeese	11-5	.688	21-12	.636
Northwestern St.	10-6	.625	18-14	.562
Southeastern La.	9-7	.562	15-14	.517
Nicholls	8-8	.500	14-14	.500
Lamar	7-9	.438	13-17	.433
Central Arkansas	1-15	.062	5-24	.172
West				
Sam Houston St.	10-6	.625	18-13	.581
Texas St.	10-6	.625	16-16	.500
Stephen F. Austin	9-7	.562	18-11	.621
Texas-San Antonio	9-7	.562	20-14	.588
Texas-Arlington	7-9	.438	13-16	.448
A&M-Corpus Christi	5-11	.312	10-21	.323

2011-12	Southland		Overall	
	W-L	Pct	W-L	Pct.
East				
Lamar	11-5	.688	23-12	.657
McNeese	10-6	.625	17-16	.515
Northwestern St.	8-8	.500	16-16	.500
Nicholls	6-10	.375	10-20	.333
Southeastern La.	5-11	.312	12-17	.414
Central Arkansas	3-13	.188	8-21	.276
West				
Texas-Arlington	15-1	.938	24-9	.727
Stephen F. Austin	12-4	.750	20-12	.625
Texas-San Antonio	10-6	.625	18-14	.562
Sam Houston St.	7-9	.438	13-19	.406
Texas St.	5-11	.312	13-17	.433
A&M-Corpus Christi	4-12	.250	6-24	.200

2012-13	Southland		Overall	
	W-L	Pct	W-L	Pct.
East				
Stephen F. Austin	16-2	.889	27-5	.844
Northwestern St.	15-3	.833	23-9	.719
Oral Roberts	13-5	.722	20-15	.571
Southeastern La.	10-8	.556	13-18	.419
Sam Houston St.	8-10	.444	17-17	.500
Nicholls	8-10	.444	9-21	.300
McNeese	7-11	.389	14-17	.452
Central Arkansas	7-11	.389	13-17	.433
A&M-Corpus Christi	5-13	.278	6-23	.207
Lamar	1-17	.056	3-28	.097

2013-14	Southland		Overall	
	W-L	Pct	W-L	Pct.
East				
Stephen F. Austin	18-0	1.000	32-3	.914
A&M-Corpus Christi	14-4	.788	18-16	.529
Sam Houston St.	13-5	.722	24-11	.686
Northwestern St.	12-6	.667	17-14	.548
UIW	9-5	.643	21-6	.778
Oral Roberts	10-8	.556	17-16	.515
Nicholls	10-8	.556	14-15	.483
McNeese	9-9	.500	11-20	.355
New Orleans	8-10	.444	11-15	.423
Southeastern La.	7-11	.389	12-18	.400
Central Arkansas	5-13	.278	8-21	.276
Lamar	3-15	.167	4-26	.133
Abilene Christian	2-12	.143	11-20	.355
Houston Baptist	2-16	.111	6-25	.194

2014-15	Southland		Overall	
	W-L	Pct	W-L	Pct.
East				
Stephen F. Austin	17-1	.944	29-5	.853
Sam Houston St.	15-3	.833	26-9	.743
Northwestern St.	13-5	.722	19-13	.594
A&M-Corpus Christi	13-5	.722	20-14	.588
UIW	10-8	.556	19-11	.621
Lamar	9-9	.500	15-15	.500
McNeese	8-10	.444	15-16	.484
Houston Baptist	7-11	.389	12-16	.429
Nicholls	7-11	.389	10-19	.345
New Orleans	6-12	.333	11-18	.379
Southeastern La.	6-12	.333	9-23	.281
Abilene Christian	4-14	.222	10-21	.323
Central Arkansas	2-16	.111	2-27	.069

2015-16	Southland		Overall	
	W-L	Pct	W-L	Pct.
East				
Stephen F. Austin	18-0	1.000	28-6	.824
A&M-Corpus Christi	15-3	.833	25-8	.758
UIW	12-6	.667	17-12	.586
Sam Houston St.	12-6	.667	18-16	.529
Houston Baptist	10-8	.556	17-17	.500
Southeastern La.	9-9	.500	12-21	.364
Abilene Christian	8-10	.444	13-18	.419
McNeese	7-11	.389	9-20	.310
New Orleans	6-12	.333	10-20	.333
Nicholls	6-12	.333	11-23	.324
Central Arkansas	6-12	.333	7-21	.250
Northwestern St.	5-13	.278	8-20	.286
Lamar	3-15	.167	11-19	.367

2016-17	Southland		Overall	
	W-L	Pct	W-L	Pct.
East				
New Orleans	13-5	.722	20-12	.625
A&M-Corpus Christi	12-6	.667	24-11	.686
Houston Baptist	12-6	.667	17-14	.548
Stephen F. Austin	12-6	.667	18-15	.545
Sam Houston St.	10-8	.556	21-13	.618
Lamar	10-8	.556	19-15	.559
Southeastern La.	9-9	.500	16-16	.500
Nicholls	7-11	.389	14-17	.452
Abilene Christian	7-11	.389	13-16	.448
Northwestern St.	7-11	.389	13-16	.448
UIW	7-11	.389	12-17	.414
Central Arkansas	7-11	.389	8-24	.250
McNeese	4-14	.222	7-22	.241

2017-18	Southland		Overall	
	W-L	Pct	W-L	Pct.
East				
Nicholls	15-3	.833	21-10	.667
Southeastern La.	15-3	.833	22-11	.667
Stephen F. Austin	14-4	.778	27-7	.794
Sam Houston State	12-6	.667	21-14	.600
Lamar	11-7	.611	19-13	.594
New Orleans	11-7	.611	16-17	.485
Central Arkansas	10-8	.556	18-17	.514
Abilene Christian	8-10	.444	16-16	.500
McNeese	8-10	.444	11-17	.393
A&M-Corpus Christi	8-10	.444	11-18	.379
UIW	2-16	.111	7-21	.250
Houston Baptist	2-16	.111	6-25	.194
Northwestern State	1-17	.056	4-25	.138

SOUTHLAND TOURNAMENT



TOURNAMENT TITLES

Louisiana-Monroe*	6
Stephen F. Austin	5
Lamar	4
Northwestern St.	3
Louisiana Tech*	3
Texas-San Antonio*	3
McNeese	2
Nicholls	2
Sam Houston St.	2
Texas St.*	2
New Orleans	1
Southeastern Louisiana	1
Texas A&M-Corpus Christi	1
Louisiana-Lafayette*	1
North Texas*	1
Texas-Arlington*	1

* indicates no longer a Southland Conference member

YEARLY CHAMPIONS

1981	Lamar
1982	Louisiana-Lafayette
1983	Lamar
1984	Louisiana Tech
1985	Louisiana Tech
1986	Louisiana-Monroe
1987	Louisiana Tech
1988	North Texas
1989	McNeese
1990	Louisiana-Monroe
1991	Louisiana-Monroe
1992	Louisiana-Monroe
1993	Louisiana-Monroe
1994	Texas St.
1995	Nicholls
1996	Louisiana-Monroe
1997	Texas St.
1998	Nicholls
1999	Texas-San Antonio
2000	Lamar
2001	Northwestern St.
2002	McNeese
2003	Sam Houston St.
2004	Texas-San Antonio
2005	Southeastern Louisiana
2006	Northwestern St.
2007	Texas A&M-Corpus Christi
2008	Texas-Arlington
2009	Stephen F. Austin
2010	Sam Houston St.
2011	Texas-San Antonio
2012	Lamar
2013	Northwestern St.
2014	Stephen F. Austin
2015	Stephen F. Austin
2016	Stephen F. Austin
2017	New Orleans
2018	Stephen F. Austin

TOURNAMENT MVPs

1981	Mike Olliver, Lamar
1982	Alfred Turner, Louisiana-Lafayette
1983	Kenneth Lyons, North Texas and Lamont Robinson, Lamar
1984	Willie Simmons, Louisiana Tech
1985	Jerry Everett, Lamar
1986	Arthur Hayes, Louisiana-Monroe
1987	Robert Godbolt, Louisiana Tech
1988	Tony Worrell, North Texas
1989	Michael Cutright, McNeese
1990	Anthony Jones, Louisiana-Monroe
1991	Anthony Jones, Louisiana-Monroe
1992	Ryan Stuart, Louisiana-Monroe
1993	Ryan Stuart, Louisiana-Monroe
1994	Lynwood Wade, Texas St.
1995	Reggie Jackson, Nicholls
1996	Paul Marshall, Louisiana-Monroe
1997	Dameon Sansom, Texas St.
1998	Donald Harris, Texas-Arlington
1999	Steve Meyer, Texas-San Antonio
2000	Landon Rowe, Lamar
2001	Michael Byars-Dawson, Northwestern St.
2002	Fred Gentry, McNeese
2003	Donald Cole, Sam Houston St.
2004	LeRoy Hurd, Texas-San Antonio
2005	Ricky Woods, Southeastern La.
2006	Clifton Lee, Northwestern St.
2007	Chris Daniels, A&M-Corpus Christi
2008	Anthony Vereen, Texas-Arlington
2009	Matt Kingsley, Stephen F. Austin
2010	Ashton Mitchell, Sam Houston St.
2011	Devin Gibson, Texas-San Antonio
2012	Mike James, Lamar
2013	Shamir Davis, Northwestern St.
2014	Thomas Walkup, Stephen F. Austin
2015	Thomas Walkup, Stephen F. Austin
2016	Thomas Walkup, Stephen F. Austin
2017	Erik Thomas, New Orleans
2018	TJ Holyfield, Stephen F. Austin

TOURNAMENT RECORDS

Tournaments: 37

Regular-Season Champion Has Won the Tournament:

25 (1981, 1982, 1983, 1985, 1986, 1987, 1988, 1990, 1991, 1993, 1995, 1996, 1997, 1998, 2002, 2003, 2004, 2005, 2006, 2007, 2009, 2010, 2014, 2015, 2016, 2017)

Regular-Season Champion Has Not Won the Tournament:

10 (1984, 1989, 1992, 1994, 1999, 2000, 2001, 2008, 2011, 2012, 2013, 2018)

Regular Season Champion Not in Finals:

5 (1994, 2000, 2008, 2012, 2018)

All-Louisiana Final:

5 (1986, 1995, 2001, 2002, 2005)

All-Texas Final:

9 (1983, 1994, 1999, 2003, 2004, 2009, 2010, 2014, 2015, 2016)

Neutral-Site Tournaments

Shreveport, La.: 6 (1995-2000)

Bossier City, La.: 1 (2001)

Houston, Texas: 1 (2007)

Katy, Texas: 11 (2008-2018)

Tournaments on Campus Sites

Host Team Won-Loss

First Round Games: 32-11 (.744)

Semifinal Games: 21-3 (.875)

Championship Games: 14-4 (.778)

Overall Tournament: 67-18 (.788)

ALL-TIME TOURNAMENT STANDINGS

School	App	W-L	Pct.	Finishes	
				1st	2nd
Lamar	17	20-13	.606	4	2
Northwestern State	18	21-15	.583	3	4
Stephen F. Austin	22	23-17	.575	5	4
New Orleans	4	4-3	.571	1	0
Texas A&M-Corpus Christi	8	8-7	.533	1	2
Sam Houston State	21	20-19	.513	2	3
McNeese	29	24-28	.462	2	3
Southeastern Louisiana	14	8-13	.381	1	1
Nicholls	17	9-15	.375	2	0
Houston Baptist	2	1-2	.333	0	0
Central Arkansas	3	1-3	.250	0	0

Former Members School	App	W-L	Pct.	Finishes	
				1st	2nd
Louisiana-Lafayette	2	4-1	.800	1	0
Louisiana Tech	7	9-4	.692	3	1
Louisiana-Monroe	22	21-16	.568	6	4
Texas-San Antonio	18	17-15	.531	3	3
North Texas	12	11-11	.500	1	5
Arkansas State	6	4-6	.400	0	1
Texas State	17	10-15	.400	2	1
Texas-Arlington	26	13-25	.342	1	3
Oral Roberts	2	1-2	.333	0	0



YEARLY TOURNAMENT RESULTS

HISTORY & RECORDS

1981

First Round (Home sites)

at No. 4 Louisiana-Lafayette 91, No. 5 Arkansas St. 73
No. 6 McNeese 79, at No. 3 Texas-Arlington 74

Semifinals (Beaumont, Texas)

No. 1 Lamar 83, No. 4 Louisiana-Lafayette 68
No. 2 Louisiana Tech 64, No. 6 McNeese 52

Third Place (Beaumont, Texas)

No. 4 Louisiana-Lafayette 79, No. 6 McNeese 73

Championship (Beaumont, Texas)

No. 1 Lamar 83, No. 2 Louisiana Tech 69

All-Tournament Team: Mike Olliver, LU (MVP); B.B. Davis, LU; Dave Simmons, LTU; Chris Faggi, MCN; Kevin Figaro, ULL.

1982

First Round (Lafayette, La.)

No. 4 McNeese 78, No. 5 Louisiana Tech 77 (30T)

Semifinals (Lafayette, La.)

No. 3 Texas-Arlington 78, No. 2 Lamar 73

No. 1 Louisiana-Lafayette 105, No. 4 McNeese 69

Championship (Lafayette, La.)

No. 1 Louisiana-Lafayette 81, No. 3 Texas-Arlington 75

All-Tournament Team: Alford Turner, ULL (MVP); Terry Long, LU; Graylin Warner, ULL; Dan Gay, ULL; Joe Dumars, MCN.

1983

First Round (Beaumont, Texas)

No. 6 Arkansas St. 66, No. 7 Texas-Arlington 56
No. 4 McNeese 112, No. 3 Louisiana-Monroe 101 (20T)
No. 5 North Texas 87, No. 2 Louisiana Tech 73

Semifinals (Beaumont, Texas)

No. 5 North Texas 66, No. 4 McNeese 60 (OT)
No. 1 Lamar 66, No. 6 Arkansas St. 46

Championship (Beaumont, Texas)

No. 1 Lamar 75, No. 5 North Texas 54

All-Tournament Team: Kenneth Lyons, UNT (co-MVP); Lamont Robinson, LU (co-MVP); Kenneth Perkins, LU; Joe Dumars, MCN; Brian Kellybrew, LU.

1984

First Round (Home sites)

at No. 4 McNeese 88, No. 5 Arkansas St. 72
at No. 2 Louisiana-Monroe 108, No. 7 Texas-Arlington 86
at No. 3 Louisiana Tech 92, No. 6 North Texas 68

Semifinals (Beaumont, Texas)

No. 3 Louisiana Tech 69, No. 2 Louisiana-Monroe 56
No. 1 Lamar 85, No. 4 McNeese 66

Championship (Beaumont, Texas)

No. 3 Louisiana Tech 68, No. 1 Lamar 65

All-Tournament Team: Willie Simmons, LTU (MVP); Tom Sewell, LU; Joe Dumars, MCN; Karl Malone, LTU; Rennie Bailey, LTU.

1985

First Round (Home sites)

at No. 2 McNeese 89, No. 7 North Texas 78
at No. 3 Lamar 98, No. 6 Texas-Arlington 70
No. 5 Louisiana-Monroe 70, at No. 4 Arkansas St. 62

Semifinals (Ruston, La.)

No. 3 Lamar 95, No. 2 McNeese 88 (OT)
No. 1 Louisiana Tech 72, No. 5 Louisiana-Monroe 70 (OT)

Championship (Ruston, La.)

No. 1 Louisiana Tech 70, No. 3 Lamar 69

All-Tournament Team: Jerry Everett, LU (MVP); Karl Malone, LTU; Joe Dumars, MCN; Michael Saulsberry, ULM; James Gulley, LU.

1986

First Round (Home sites)

at No. 2 McNeese 85, No. 7 Texas-Arlington 71
at No. 3 Arkansas St. 79, No. 6 North Texas 71
at No. 4 Louisiana Tech 60, No. 5 Lamar 58

Semifinals (Monroe, La.)

No. 2 McNeese 68, No. 3 Arkansas St. 57
No. 1 Louisiana-Monroe 57, No. 4 Louisiana Tech 56

Championship (Monroe, La.)

No. 1 Louisiana-Monroe 59, No. 2 McNeese 57

All-Tournament Team: Arthur Hayes, ULM (MVP); Sean Paulfrey, ULM; Kenny Jimerson, MCN; Jerome Batiste, MCN; Randy White, LTU.

1987

First Round (Home sites)

at No. 4 Lamar 87, No. 5 North Texas 82
at No. 3 Arkansas St. 81, No. 6 Louisiana-Monroe 60

Semifinals (Ruston, La.)

No. 3 Arkansas St. 69, No. 2 McNeese 59
No. 1 Louisiana Tech 70, No. 4 Lamar 64

Championship (Ruston, La.)

No. 1 Louisiana Tech 58, No. 3 Arkansas St. 51

All-Tournament Team: Robert Godbolt, LTU (MVP); Randy White, LTU; James Gulley, LU; Steve Weidower, ASU; Reggie Gordon, ASU.

1988

First Round (Home sites)

No. 5 Texas-Arlington 74, at No. 3 Northwestern St. 69
No. 6 McNeese 87, at No. 4 Texas St. 79

Semifinals (Denton, Texas)

No. 2 Louisiana-Monroe 78, No. 5 Texas-Arlington 63
No. 1 North Texas 82, No. 6 McNeese 61

Championship (Denton, Texas)

No. 1 North Texas 87, No. 2 Louisiana-Monroe 70

All-Tournament Team: Tony Worrell, UNT (MVP); Willie Brand, UTA; Ronnie Morgan, UNT; Alvin Jefferson, ULM; Michael Saulsberry, ULM.

1989

First Round (Home sites)

at No. 4 Northwestern St. 82, No. 5 Texas St. 81
at No. 3 Louisiana-Monroe 81, No. 6 Texas-Arlington 75

Semifinals (Denton, Texas)

No. 2 McNeese 80, No. 3 Louisiana-Monroe 65
No. 1 North Texas 100, No. 4 Northwestern St. 77

Championship (Denton, Texas)

No. 2 McNeese 85, No. 1 North Texas 68

All-Tournament Team: Michael Cutright, MCN (MVP); Anthony Pullard, MCN; Wendell Williams, UNT; Ricky Robertson, UNT; Torgeir Bryn, TXST.

1990

First Round (Monroe, La.)

No. 5 Texas-Arlington 72, No. 4 Sam Houston St. 66
No. 6 Northwestern St. 82, No. 3 Texas St. 58
No. 7 North Texas 67, No. 2 McNeese 62

Semifinals (Monroe, La.)

No. 1 Louisiana-Monroe 65, No. 5 Texas-Arlington 50
No. 7 North Texas 63, No. 6 Northwestern St. 61

Championship (Monroe, La.)

No. 1 Louisiana-Monroe 84, No. 7 North Texas 68

All-Tournament Team: Anthony Jones, ULM (MVP); Anthony Pullard, MCN; Ronnie Morgan, UNT; Fred Thompson, ULM; Roman Banks, NSU.; Bobby Kenyon, UTA.

1991

Semifinals (Monroe, La.)

No. 1 Louisiana-Monroe 75, No. 4 Stephen F. Austin 83
No. 2 Texas-Arlington 97, No. 3 North Texas 91

Championship (Monroe, La.)

No. 1 Louisiana-Monroe 87, No. 2 Texas-Arlington 60

All-Tournament Team: Anthony Jones, ULM (MVP); Chris Crease, ULM; Bobby Kenyon, UTA; Eric Gore, UTA; Glover Cody, UTA.

1992

First Round (San Antonio, Texas)

No. 3 North Texas 91, No. 6 Stephen F. Austin 71
No. 5 Texas-Arlington 77, No. 4 Nicholls 62

Semifinals (San Antonio, Texas)

No. 1 Texas-San Antonio 94, No. 5 Texas-Arlington 75
No. 2 Louisiana-Monroe 78, No. 3 North Texas 71

Championship (San Antonio, Texas)

No. 2 Louisiana-Monroe 81, No. 1 Texas-San Antonio 77

All-Tournament Team: Ryan Stuart, ULM (MVP); Keith Johnson, ULM; Ronnie Ellison, UTSA; Shawn Jamison, UTSA; Bobby Kenyon, UTA.

YEARLY TOURNAMENT RESULTS



1993

First Round (Monroe, La.)

No. 3 Texas-San Antonio 77, No. 6 McNeese 68
No. 4 Texas-Arlington 83, No. 5 Texas St. 79

Semifinals (Monroe, La.)

No. 3 Texas-San Antonio 86, No. 2 Nicholls 67
No. 1 Louisiana-Monroe 106, No. 4 Texas-Arlington 82

Championship (Monroe, La.)

No. 1 Louisiana-Monroe 80, No. 3 Texas-San Antonio 66
All-Tournament Team: Ryan Stuart, ULM (MVP); Mike Ferguson, UTSA; Leonard Wilson, UTA; Keith Johnson, ULM; Louis Davis, ULM.

1994

First Round (Monroe, La.)

No. 3 Nicholls 101, No. 6 Texas-San Antonio 89
No. 2 Texas St. 63, No. 7 Sam Houston St. 56
No. 4 North Texas 69, No. 5 McNeese 65
No. 1 Louisiana-Monroe 92, No. 8 Stephen F. Austin 73

Semifinals (Monroe, La.)

No. 2 Texas St. 68, No. 3 Nicholls 65
No. 4 North Texas 77, No. 1 Louisiana-Monroe 74

Championship (Monroe, La.)

No. 2 Texas St. 69, No. 4 North Texas 60
All-Tournament Team: Lynwood Wade, TXST (MVP); DeJuan Brown, TXST; Jesse Ratliff, UNT; Adam Smith, UNT; Gerard King, NICH.

1995

First Round (Campus sites)

No. 3 Texas-San Antonio 89, No. 6 Northwestern St. 78
No. 2 Louisiana-Monroe 75, No. 7 Texas-Arlington 61
No. 1 Nicholls 88, No. 8 McNeese 69
No. 4 Stephen F. Austin 73, No. 5 North Texas 72

Semifinals (Shreveport, La.)

No. 2 Louisiana-Monroe 78, No. 3 Texas-San Antonio 76
No. 1 Nicholls 91, No. 4 Stephen F. Austin 89

Championship (Shreveport, La.)

No. 1 Nicholls 98, No. 2 Louisiana-Monroe 87
All-Tournament Team: Reggie Jackson, NICH (MVP); Gerard King, NICH; Horace Lee, ULM; Ray Washington, NICH; Derek Watts, NICH; Kevin Barker, SFA.

1996

First Round (Shreveport, La.)

No. 3 Texas-San Antonio 60, No. 6 Sam Houston St. 58
No. 4 Stephen F. Austin 94, No. 5 McNeese 91

Semifinals (Shreveport, La.)

No. 2 North Texas 80, No. 3 Texas-San Antonio 71
No. 1 Louisiana-Monroe 92, No. 4 Stephen F. Austin 73

Championship (Shreveport, La.)

No. 1 Louisiana-Monroe 71, No. 2 North Texas 60
All-Tournament Team: Paul Marshall, ULM (MVP); Alvin Edwards, ULM; Marlon Anderson, UTSA; Sean Riley, UNT; David Miller, UNT.

1997

First Round (Shreveport, La.)

No. 3 McNeese 81, No. 6 Texas-Arlington 50
No. 4 Northwestern St. 85, No. 5 Stephen F. Austin 64

Semifinals (Shreveport, La.)

No. 2 Texas St. 76, No. 3 McNeese 59
No. 1 Louisiana-Monroe 85, No. 4 Northwestern St. 54

Championship (Shreveport, La.)

No. 2 Texas St. 74, No. 1 Louisiana-Monroe 64
All-Tournament Team: Dameon Sansom, TXST (MVP); Charles Duncan, NSU; Nick Dillon, ULM; Anthony Cook, ULM; Donte Mathis, TXST.

1998

First Round (Shreveport, La.)

No. 6 Texas-Arlington 66, No. 3 Texas-San Antonio 62
No. 4 Texas St. 90, No. 5 Louisiana-Monroe 87

Semifinals (Shreveport, La.)

No. 1 Nicholls 79, No. 4 Texas St. 71
No. 6 Texas-Arlington 77, No. 2 Northwestern St. 72

Championship (Shreveport, La.)

No. 1 Nicholls 84, No. 6 Texas-Arlington 81
All-Tournament Team: Donald Harris, UTA (MVP); Kenderick Franklin, NICH; Jason McCutcheon, NICH; Russell McCutcheon, NICH; Bill Washington, UTA.

1999

First Round (Shreveport, La.)

No. 6 Lamar 90, No. 3 Louisiana-Monroe 71
No. 5 McNeese 100, No. 4 Nicholls 87

Semifinals (Shreveport, La.)

No. 1 Texas St. 92, No. 5 McNeese 82
No. 2 Texas-San Antonio 77, No. 6 Lamar 63

Championship (Shreveport, La.)

No. 2 Texas-San Antonio 71, No. 1 Texas St. 63
All-Tournament Team: Steve Meyer, UTSA (MVP); Leon Watson, UTSA; Jeff Foster, TXST; Donte Mathis, TXST; Matt Sundblad, LU.

2000

First Round (Campus sites)

at No. 1 Sam Houston St. 49, No. 8 Nicholls 48
No. 7 Lamar 66, at No. 2 Louisiana-Monroe 62
No. 6 Texas St. 88, at No. 3 Texas-San Antonio 86
No. 5 Northwestern St. 88, at No. 4 Texas-Arlington 83 (OT)

Semifinals (Shreveport, La.)

No. 7 Lamar 53, No. 6 Texas St. 50
No. 5 Northwestern St. 70, No. 1 Sam Houston St. 64

Championship (Shreveport, La.)

No. 7 Lamar 62, No. 5 Northwestern St. 55
All-Tournament Team: Landon Rowe, LU (MVP); Wesley Williams, TXST; Richard Taylor, NSU; Brentt Shropshire, NSU; Thaydeus Holden, LU.

2001

First Round (Campus sites)

at No. 1 McNeese 83, No. 8 Louisiana-Monroe 78
at No. 3 Texas-San Antonio 71, No. 7 Texas St. 69
at No. 4 Sam Houston St. 103, No. 5 Texas-Arlington 98 (20T)
No. 6 Northwestern St. 68, at No. 2 Nicholls 61

Semifinals (Bossier City, La.)

No. 1 McNeese 99, No. 4 Sam Houston St. 82
No. 6 Northwestern St. 86, No. 3 Texas-San Antonio 73

Championship (Bossier City, La.)

No. 6 Northwestern St. 72, No. 1 McNeese 71
All-Tournament Team: Michael Byars-Dawson, NSU (MVP); Senecca Wall, SHSU; Demond Mallet, MCN; Devin Brown, UTSA; Chris Thompson, NSU; Tierre Brown, MCN.

2002

First Round (Campus sites)

at No. 3 Texas-San Antonio 99, No. 6 Texas St. 83
at No. 4 Lamar 53, No. 5 Stephen F. Austin 36

Semifinals (Campus sites)

at No. 1 McNeese 71, No. 4 Lamar 57
at No. 2 Louisiana-Monroe 64, No. 3 Texas-San Antonio 62

Championship (Lake Charles, La.)

at No. 1 McNeese 65, No. 2 Louisiana-Monroe 43
All-Tournament Team: Fred Gentry, MCN (MVP); Devin Brown, UTSA; Wojciech Myrda, ULM; Ben Perkins, MCN; Damond Williams, MCN.

2003

First Round (Campus sites)

No. 6 McNeese 78, at No. 3 Texas-Arlington 67
at No. 4 Texas St. 94, No. 5 Louisiana-Monroe 85

Semifinals (Campus sites)

at No. 1 Sam Houston St. 64, No. 6 McNeese 58
at No. 2 Stephen F. Austin 67, No. 4 Texas St. 58

Championship (Huntsville, Texas)

at No. 1 Sam Houston St. 69, No. 2 Stephen F. Austin 66 (OT)
All-Tournament Team: Donald Cole, SHSU (MVP); Terry Conerway, TXST; Jason Coleman, MCN; Taylor Moore, SFA; Eddy Fobbs, SHSU.

2004

First Round (Campus sites)

at No. 1 Texas-Arlington 77, No. 8 Louisiana-Monroe 62
at No. 2 Southeastern La. 72, No. 7 Northwestern St. 64
at No. 3 Texas-San Antonio 78, No. 6 Texas St. 73
at No. 4 Stephen F. Austin 85, No. 5 Sam Houston St. 53

Semifinals (Campus sites)

No. 3 Texas-San Antonio 87, at No. 2 Southeastern La. 85
No. 4 Stephen F. Austin 69, at No. 1 Texas-Arlington 68

Championship (San Antonio, Texas)

at No. 3 Texas-San Antonio 74, No. 4 Stephen F. Austin 70
All-Tournament Team: LeRoy Hurd, UTSA (MVP); Kurt Attaway, UTSA; Mike Gardener, SLU; Justin Harbert, UTSA; Dedrick Sanders, SFA.



YEARLY TOURNAMENT RESULTS

HISTORY & RECORDS

2005

First Round (Campus sites)

at No. 1 Northwestern St. 71, No. 8 Texas-Arlington 67
at No. 2 Southeastern Louisiana 75, No. 7 Texas St. 58
at No. 3 Sam Houston St. 88, No. 6 McNeese 70
No. 5 Lamar 91, at No. 4 Texas-San Antonio 83

Semifinals (Campus sites)

at No. 1 Northwestern St. 90, No. 5 Lamar 75
at No. 2 Southeastern La. 71, No. 3 Sam Houston St. 62

Championship (Natchitoches, La.)

No. 2 Southeastern La. 49, at No. 1 Northwestern St. 42
All-Tournament Team: Ricky Woods, SLU (MVP); Alan Daniels, LU; Clifton Lee, NSU; Jermaine Wallace, NSU; Nate Lofton, SLU.

2006

First Round (Campus sites)

at No. 1 Northwestern St. 75, No. 8 Texas-San Antonio 61
at No. 2 Sam Houston St. 86, No. 7 Texas-Arlington 84 (20T)
No. 6 Lamar 68, at No. 3 Southeastern Louisiana 65
at No. 4 Stephen F. Austin 72, No. 5 McNeese 70

Semifinals (Campus sites)

at No. 1 Northwestern St. 80, Lamar 66
at No. 2 Sam Houston St. 78, Stephen F. Austin 72

Championship (Natchitoches, La.)

at No. 1 Northwestern St. 95, No. 2 Sam Houston St. 87
All-Tournament Team: Clifton Lee, NSU (MVP); Alan Daniels, LU; Josh Gardiner, SHSU; Jejuan Plair, SHSU; Tyronn Mitchell, NSU.

2007

First Round (Houston, Texas)

No. 7 Lamar 99, No. 2 Sam Houston St. 98
No. 3 Northwestern St. 85, No. 6 Stephen F. Austin 76
No. 1 A&M-Corpus Christi 80, No. 8 Southeastern La. 72
No. 4 McNeese 77, No. 5 Texas-Arlington 76

Semifinals (Houston, Texas)

No. 3 Northwestern St. 78, No. 7 Lamar 65
No. 1 A&M-Corpus Christi 87, No. 4 McNeese 66

Championship (Houston, Texas)

No. 1 A&M-Corpus Christi 81, No. 3 Northwestern St. 78
All-Tournament Team: Chris Daniels, AMCC (MVP); Trey Gilder, NSU; Kevin Menifee, AMCC; Jermaine Spencer, NSU; Josh Washington, AMCC.

2008

First Round (Katy, Texas)

No. 7 Texas-Arlington 81, No. 2 Lamar 75
No. 3 Sam Houston St. 64, No. 6 McNeese 62 (OT)
No. 1 Stephen F. Austin 71, No. 8 Texas-San Antonio 60
No. 4 Northwestern St. 71, No. 5 Southeastern La. 51

Semifinals (Katy, Texas)

No. 7 Texas-Arlington 72, No. 3 Sam Houston St. 66
No. 5 Northwestern St. 69, No. 1 Stephen F. Austin 66

Championship (Katy, Texas)

No. 7 Texas-Arlington 82, No. 5 Northwestern St. 79
All-Tournament Team: Anthony Vereen, UTA (MVP); Matt Kingsley, SFA; Trey Gilder, NSU; Rog'er Guignard, UTA; Larry Posey, UTA.

2009

First Round (Katy, Texas)

No. 2 Nicholls 80, No. 7 Texas St. 75
No. 6 Texas-San Antonio 83, No. 3 Sam Houston St. 74
No. 1 Stephen F. Austin 67, No. 8 Southeastern La. 56
No. 4 A&M-Corpus Christi 79, No. 5 Texas-Arlington 72

Semifinals (Katy, Texas)

No. 6 Texas-San Antonio 57, No. 2 Nicholls 55
No. 1 Stephen F. Austin 63, A&M-Corpus Christi 60

Championship (Katy, Texas)

No. 1 Stephen F. Austin 68, No. 6 Texas-San Antonio 57
All-Tournament Team: Matt Kingsley, SFA (MVP); Josh Alexander, SFA; Eddie Williams, SFA; Devin Gibson, UTSA; Kevin Palmer, AMCC.

2010

First Round (Katy, Texas)

No. 2 Stephen F. Austin 77, No. 7 Texas-Arlington 54
No. 3 A&M-Corpus Christi 78, No. 6 Texas-San Antonio 66
No. 1 Sam Houston St. 62, No. 8 Nicholls 57
No. 4 Southeastern La. 79, No. 5 Texas St. 78 (OT)

Semifinals (Katy, Texas)

No. 2 Stephen F. Austin 60, No. 3 A&M-Corpus Christi 53
No. 1 Sam Houston St. 88, No. 4 Southeastern La. 85

Championship (Katy, Texas)

No. 1 Sam Houston St. 64, No. 2 Stephen F. Austin 48
All-Tournament Team: Ashton Mitchell, SHSU (MVP); Gilberto Clavell, SHSU; Eddie Williams, SFA; Jereal Scott, SFA; Anatoly Bose, NICH.

2011

First Round (Katy, Texas)

No. 7 Texas-San Antonio 97, No. 2 Northwestern St. 96
No. 3 Sam Houston St. 61, No. 6 Stephen F. Austin 45
No. 1 McNeese 61, No. 8 Nicholls 54
No. 4 Texas St. 72, No. 5 Southeastern La. 68

Semifinals (Katy, Texas)

No. 7 Texas-San Antonio 79, No. 3 Sam Houston St. 70
No. 1 McNeese 91, No. 4 Texas St. 83

Championship (Katy, Texas)

No. 7 Texas-San Antonio 75, No. 1 McNeese 72
All-Tournament Team: Devin Gibson, UTSA (MVP); Jeromie Hill, UTSA; Diego Kapelan, MCN; Patrick Richard, MCN; Gilberto Clavell, SHSU.

2012

First Round (Katy, Texas)

No. 2 Stephen F. Austin 68, Sam Houston St. 46
No. 3 Lamar 76, No. 6 Northwestern St. 69
No. 1 Texas-Arlington 96, No. 8 Nicholls 48
No. 4 McNeese 78, No. 5 Texas-San Antonio 74 (OT)

Semifinals (Katy, Texas)

No. 3 Lamar 55, No. 2 Stephen F. Austin 44
No. 4 McNeese 92, No. 1 Texas-Arlington 72

Championship (Katy, Texas)

No. 3 Lamar 70, No. 4 McNeese 49
All-Tournament Team: Mike James, LU (MVP); Patrick Richard, MCN; Anthony Miles, LU; Dontae Cannon, MCN; Devon Lamb, LU.

2013

First Round (Katy, Texas)

No. 8 McNeese 62, No. 5 Nicholls 59
No. 6 Sam Houston St. 69, No. 7 Central Arkansas 63

Second Round (Katy, Texas)

No. 4 Southeastern La. 85, No. 8 McNeese 65
No. 6 Sam Houston St. 58, No. 3 Oral Roberts 55

Semifinals (Katy, Texas)

No. 1 Stephen F. Austin 68, No. 4 Southeastern La. 57
No. 2 Northwestern St. 55, No. 6 Sam Houston St. 52

Championship (Katy, Texas)

No. 2 Northwestern St. 68, No. 1 Stephen F. Austin 66
All-Tournament Team: Shamir Davis, NSU (MVP); DeQuan Hicks, NSU; Taylor Smith, SFA; Desmond Haymon, SFA; Darius Gatson, SHSU.

2014

First Round (Katy, Texas)

No. 5 Nicholls 71, No. 8 Southeastern La. 64
No. 6 Oral Roberts 66, No. 7 McNeese 62

Second Round (Katy, Texas)

No. 4 Northwestern St. 88, No. 5 Nicholls 72
No. 3 Sam Houston St. 70, No. 6 Oral Roberts 61

Semifinals (Katy, Texas)

No. 1 Stephen F. Austin 85, No. 4 Northwestern St. 78
No. 3 Sam Houston St. 69, No. 2 A&M-Corpus Christi 63

Championship (Katy, Texas)

No. 1. Stephen F. Austin 68, No. 3 Sam Houston St. 49
All-Tournament Team: Thomas Walkup, SFA (MVP); Desmond Haymon, SFA; Jabari Peters, SHSU; Kaheem Ransom, SHSU; Jalan West, NSU.

2015

First Round (Katy, Texas)

No. 5 McNeese 62, No. 8 Southeastern La. 60 (OT)
No. 7 New Orleans 82, No. 6 Nicholls 73

Second Round (Katy, Texas)

No. 4 Northwestern St. 96, No. 5 McNeese 89
No. 3 A&M-Corpus Christi 61, No. 7 New Orleans 57

Semifinals (Katy, Texas)

No. 1 Stephen F. Austin 91, No. 4 Northwestern St. 79
No. 2 Sam Houston St. 70, No. 3 A&M-Corpus Christi 67

Championship (Katy, Texas)

No. 1. Stephen F. Austin 83, No. 2 Sam Houston St. 70
All-Tournament Team: Thomas Walkup, SFA (MVP); Jared Johnson, SFA; Jabari Peters, SHSU; Michael Holyfield, SHSU; Zeek Woodley, NSU.

2016

First Round (Katy, Texas)

No. 5 Southeastern La. 84, No. 8 New Orleans 74
No. 7 Nicholls 94, No. 6 McNeese 90 (20T)

Second Round (Katy, Texas)

No. 4 Houston Baptist 73, No. 5 Southeastern La. 68
No. 3 Sam Houston State 60, No. 7 Nicholls 59

Semifinals (Katy, Texas)

No. 1 Stephen F. Austin 104, No. 4 Houston Baptist 68
No. 2 A&M-Corpus Christi 79, No. 3 Sam Houston St. 76

Championship (Katy, Texas)

No. 1. Stephen F. Austin 82, No. 2 A&M-Corpus Christi 60
All-Tournament Team: Thomas Walkup, SFA (MVP); Hameed Ali, AMCC; Clide Geffrard, SFA; Demetrious Floyd, SFA; Jordan Capps, SLU.

2017

First Round (Katy, Texas)

No. 5 Sam Houston State 77, No. 8 Central Arkansas 69
No. 6 Lamar 77, No. 7 Southeastern La. 65

Second Round (Katy, Texas)

No. 5 Sam Houston State 63, No. 4 Houston Baptist 59
No. 3 Stephen F. Austin 75, No. 6 Lamar 59

Semifinals (Katy, Texas)

No. 1 New Orleans 75, No. 5 Sam Houston State 63
No. 2 A&M-Corpus Christi 77, No. 3 Stephen F. Austin 69

Championship (Katy, Texas)

No. 1 New Orleans 68, No. 2 A&M-Corpus Christi 65 (OT)
All-Tournament Team: Erik Thomas, UNO (MVP); Christavious Gill, UNO; Leon Gilmore III, SFA; Cole Martinez, AMCC; Rashawn Thomas, AMCC.

2018

First Round (Katy, Texas)

No. 5 New Orleans 83, No. 8 A&M-Corpus Christi 76
No. 7 Central Arkansas 67, No. 6 Lamar 57

Second Round (Katy, Texas)

No. 4 Sam Houston State 85, No. 5 New Orleans 63
No. 3 Stephen F. Austin 86, No. 7 Central Arkansas 64

Semifinals (Katy, Texas)

No. 1 Southeastern La. 89, No. 4 Sam Houston State 79
No. 3 Stephen F. Austin 78, No. 2 Nicholls 66

Championship (Katy, Texas)

No. 3 Stephen F. Austin 59, No. 2 Nicholls 66
All-Tournament Team: TJ Holyfield, SFA (MVP); Marlain Veal, SLU; Shannon Bagues, SFA; Josh Delaney, SHSU; Eddy Polanco, SLU.

ALL-TOURNAMENT SELECTIONS BY TEAM



Lamar

Alan Daniels, 2005, 06; B.B. Davis, 1981; Jerry Everett, 1985; James Gulley, 1985, 87; Thaydeus Holden, 2000; Mike James, 2012; Brian Kellybrew, 1983; Devon Lamb, 2012; Terry Long, 1982; Anthony Miles, 2012; Mike Olliver, 1981; Kenneth Perkins, 1983; Lamont Robinson, 1983; Landon Rowe, 2000; Tom Sewell, 1984; Matt Sundblad, 1999.

McNeese

Jerome Batiste, 1986; Tierre Brown, 2001; Dontae Cannon, 2012 Jason Coleman, 2003; Michael Cutright, 1989; Joe Dumars, 1982, 83, 84, 85; Chris Faggi, 1981; Fred Gentry, 2002; Kenny Jimerson, 1986; Diego Kapelan, 2011; Demond Mallet, 2001; Ben Perkins, 2002; Anthony Pullard, 1989, 90; Patrick Richard, 2011, 12; Damond Williams, 2002.

New Orleans

Christavious Gill, 2017; Erik Thomas, 2017.

Nicholls

Anatoly Bose, 2010; Kenderick Franklin, 1998; Reggie Jackson, 1995; Gerard King, 1994, 95; Jason McCutcheon, 1998; Russell McCutcheon, 1998; Ray Washington, 1995; Derek Watts, 1995.

Northwestern State

Roman Banks, 1990; Michael Byars-Dawson, 2001; Shamir Davis, 2013; Charles Duncan, 1997; Trey Gilder, 2007, 08; DeQuan Hicks, 2013; Clifton Lee, 2005, 06; Tyronn Mitchell, 2006; Brentt Shropshire, 2000; Jermaine Spencer, 2007; Richard Taylor, 2000; Chris Thompson, 2001; Jermaine Wallace, 2005; Jalan West, 2014; Zeek Woodley, 2015.

Sam Houston State

Gilberto Clavell, 2010, 11; Donald Cole, 2003; Josh Delaney, 2018; Eddy Fobbs, 2003; Josh Gardiner, 2006; Darius Gatson, 2013; Michael Holyfield, 2015; Ashton Mitchell, 2010; Jabari Peters, 2014, 15; Jejuan Plair, 2006; Kaheem Ransom, 2014; Senecca Wall, 2001.

Southeastern Louisiana

Jordan Capps, 2016; Mike Gardener, 2004; Nate Lofton, 2005; Eddy Polanco, 2018; Marlain Veal, 2018; Ricky Woods, 2005.

Stephen F. Austin

Josh Alexander, 2009; Kevin Barker, 1995; Shannon Bogues, 2018; Demetrious Floyd, 2016; Clide Geffrard, 2016; Leon Gilmore, 2017; Desmond Haymon, 2013, 14; TJ Holyfield, 2018; Jared Johnson, 2015; Matt Kingsley, 2008, 09; Taylor Moore, 2003; Dedrick Sanders, 2004; Jereal Scott, 2010; Taylor Smith, 2013; Thomas Walkup, 2014, 15, 16; Eddie Williams, 2009, 10.

Texas A&M-Corpus Christi

Hameed Ali, 2016; Chris Daniels, 2007; Cole Martinez, 2017; Kevin Menifee, 2007; Kevin Palmer, 2009; Rashawn Thomas, 2017; Josh Washington, 2007.

FORMER MEMBERS

Arkansas State

Reggie Gordon, 1987; Steve Weidower, 1987.

Louisiana-Lafayette

Kevin Figaro, 1981; Dan Gay, 1982; Alfred Turner, 1982; Graylin Warner, 1982.

Louisiana-Monroe

Anthony Cook, 1997; Chris Crease, 1990; Louis Davis, 1993; Nick Dillon, 1997; Arthur Hayes, 1986; Alvin Jefferson, 1988; Keith Johnson, 1992, 93; Anthony Jones, 1990, 91; Horace Lee, 1995; Wojciech Myrda, 2002; Sean Paulfrey, 1986; Michael Saulsberry, 1985, 88; Ryan Stuart, 1992, 93; Fred Thompson, 1990; Paul Marshall, 1996; Alvin Edwards, 1996.

Louisiana Tech

Rennie Bailey, 1984; Robert Godbolt, 1987; Karl Malone, 1984, 85; Dave Simmons, 1981; Willie Simmons, 1984; Randy White, 1986, 87.

North Texas

Kenneth Lyons, 1983; David Miller, 1996; Ronnie Morgan, 1988; Jesse Ratliff, 1994; Sean Riley, 1996; Ricky Robertson, 1989; Adam Smith, 1994; Wendell Williams, 1989; Tony Worrell, 1988.

Texas-Arlington

Willie Brand, 1988; Glover Cody, 1991; Eric Gore, 1991; Roge'r, 2008, Donald Harris, 1998; Bobby Kenyon, 1990, 91, 92; Larry Posey, 2008; Anthony Vereen, 2008; Bill Washington, 1998.

Texas-San Antonio

Marlon Anderson, 1996; Kurt Attaway, 2004; Devin Brown, 2001, 02; Ronnie Ellison, 1992; Mike Ferguson, 1993; Devin Gibson, 2009, 11; Jeromie Hill, 2011; LeRoy Hurd, 2004; Shawn Jamison, 1992; Steve Meyer, 1999; Leon Watson, 1999.

Texas State

DeJuan Brown, 1994; Torgier Bryn, 1989; Terry Conerway, 2003; Jeff Foster, 1999; Donte

REPEAT ALL-TOURNAMENT PICKS

Four-Time Selections

Joe Dumars, McNeese, 1982, 83, 84, 85

Three-Time Selections

Bobby Kenyon, Texas-Arlington, 1990, 91, 92
Thomas Walkup, Stephen F. Austin, 2014, 15, 16

Two-Time Selections

Devin Brown, Texas-San Antonio, 2001, 02
Gilberto Clavell, Sam Houston State, 2010, 11
Alan Daniels, Lamar, 2005, 06
Devin Gibson, Texas-San Antonio, 2009, 11
Trey Gilder, Northwestern State, 2007, 08
James Gulley, Lamar, 1985, 87
Desmond Haymon, Stephen F. Austin, 2013, 14
Anthony Jones, Louisiana-Monroe, 1990, 91
Gerard King, Nicholls, 1994, 95
Clifton Lee, Northwestern State, 2005, 06
Karl Malone, Louisiana Tech, 1984, 85
Donte Mathis, Texas State, 1997, 99
Ronnie Morgan, North Texas, 1988, 90
Jabari Peters, Sam Houston State, 2014, 15
Anthony Pullard, McNeese, 1989, 90
Patrick Richard, McNeese, 2011, 12
Michael Saulsberry, Louisiana-Monroe, 1985, 88
Ryan Stuart, Louisiana-Monroe, 1992, 93
Randy White, Louisiana Tech, 1986, 87
Eddie Williams, Stephen F. Austin, 2009, 10



TOURNAMENT INDIVIDUAL RECORDS

HISTORY & RECORDS

Most Points

Game: 47, Kenneth Lyons, North Texas vs. Louisiana Tech, 1983
 Tourney: 85, Kenneth Lyons, North Texas, 1983

Most Field Goals Made

Game: 17, Joe Dumars, McNeese vs. North Texas, 1985
 Tourney: 30, Kenneth Lyons, North Texas, 1983

Most Field Goals Attempted

Game: 29, Alan Daniels, Lamar vs. Northwestern State, 2006
 Tourney: 62, Jerry Everett, Lamar, 1985

Highest Field Goal Percentage

Game: 100.0 (7-7), Gerard King, Nicholls vs. Louisiana-Monroe, 1995
 100.0 (7-7), Chris Crease, Louisiana-Monroe vs. Texas-Arlington, 1991
 100.0 (7-7), John Tate, Arkansas St. vs. North Texas, 1986
 Tourney: 92.9 (13-14), Chris Crease, Louisiana-Monroe, 1991

Most Three-Point Goals Made

Game: 8, Marcus Anthony, Louisiana-Monroe vs. Texas St., 1998
 Tourney: 12, Rog'er Guignard, Texas-Arlington, 2008

Most Three-Point Attempts

Game: 18, Lafayette Rutledge, Nicholls vs. Stephen F. Austin, 2018
 Tourney: 28, Demond Mallet, McNeese, 2001
 28, Rog'er Guignard, Texas-Arlington, 2008

Highest Three-Point Percentage (5 Made 3 pt. FG)

Game: 83.3 (5-6), Jejuan Plair, Sam Houston St. vs. Stephen F. Austin, 2006
 83.3 (5-6), Eliezar Gordon, Texas St. vs. McNeese, 1988
 Tourney: 87.5 (7-8), Jeromie Hill, Texas-San Antonio, 2011

Most Free Throws Made

Game: 19, Seneca Wall, Sam Houston St. vs. Texas-Arlington, 2001
 Tourney: 30, Seneca Wall, Sam Houston St., 2001

Most Free Throws Attempted

Game: 24, Seneca Wall, Sam Houston St. vs. Texas-Arlington, 2001
 Tourney: 37, Seneca Wall, Sam Houston St., 2001



Seneca Wall, Sam Houston State



Wojciech Myrda, Louisiana-Monroe

Highest Free Throw Percentage (Minimum 12 Atts.)

Game: 100.0 (16-16), Kevin Barker, Stephen F. Austin vs. Nicholls, 1995
 100.0 (14-14), Marlain Veal, Southeastern La. vs. Sam Houston State, 2018
 100.0 (12-12), LeRoy Hurd, Texas-San Antonio vs. Southeastern La., 2004
 100.0 (12-12), Dwayne Davis, McNeese vs. North Texas, 1989
 Tourney: 100.0 (20-20), Kevin Barker, Stephen F. Austin, 1995
 100.0 (13-13), Steve Wiedower, Arkansas St. 1986, 1987

Most Rebounds

Game: 22, Nate Lofton, Southeastern La. vs. Texas-San Antonio, 2004
 22, Anthony Pullard, McNeese vs. North Texas, 1990
 Tourney: 37, Ronnie Morgan, North Texas, 1990

Most Assists

Game: 14, Howard Nathan, Louisiana-Monroe vs. Stephen F. Austin, 1994
 Tourney: 22, Howard Nathan, Louisiana-Monroe, 1994

Most Steals

Game: 7, Chris Thompson, Northwestern St. vs. Nicholls, 2001
 7, Donte Mathis, Texas St. vs. McNeese, 1997
 7, Joe Dumars, McNeese vs. North Texas, 1985
 Tourney: 12, Horace Lee, Louisiana-Monroe, 1995

Most Blocked Shots

Game: 9, Wojciech Myrda, Louisiana-Monroe vs. Texas-San Antonio, 2002
 Tourney: 13, Wojciech Myrda, Louisiana-Monroe, 2002

Most Turnovers

Game: 11, Bobby Joe Douglas, Louisiana-Monroe vs. McNeese, 1983
 Tourney: 15, Alex Richardson, Louisiana-Monroe, 1995

Most Minutes Played

Game: 55, Emmerson Wafer, Louisiana Tech vs. McNeese, 1982
 55, Rennie Bailey, Louisiana Tech vs. McNeese, 1982
 55, Chris Faggi, McNeese vs. Louisiana Tech, 1982
 Tourney: 122, Patrick Richard, McNeese, 2012

TOURNAMENT TEAM RECORDS



Points Scored

Game High: 112, McNeese vs. Louisiana-Monroe, 1983
 Game Low: 36, Stephen F. Austin vs. Lamar, 2002
 Tourney: 277, Nicholls, 1995

Field Goals Made

Game High: 42, Louisiana-Monroe vs. Texas-Arlington, 1984
 Game Low: 14, Northwestern St. vs. Southeastern La., 2005
 14, Stephen F. Austin vs. Lamar, 2002
 14, Nicholls vs. Texas-Arlington, 2012
 Tourney: 109, Lamar, 1985

Field Goals Attempted

Game High: 84, Nicholls vs. Texas-San Antonio, 1994
 Game Low: 33, Arkansas St. vs. Lamar, 1983
 Tourney: 216, Lamar, 1985

Field Goal Percentage

Game High: 69.2 (36-52), McNeese vs. Arkansas St., 1984
 Game Low: 22.9 (14-61), Nicholls vs. Texas-Arlington, 2012
 Tourney: 58.3 (77-132), Texas A&M-Corpus Christi, 2007

Three-Point Goals Made

Game High: 14, Northwestern St. vs. McNeese, 2015
 14, Northwestern St. vs. Texas-San Antonio, 2011
 14, Texas St. vs. Texas-San Antonio 2000
 14, Louisiana-Monroe vs. Texas St., 1998
 Tourney: 30, Sam Houston St., 2006

Three-Point Attempts

Game High: 39, Nicholls vs. Northwestern State, 2014
 Tourney: 76, Sam Houston St., 2006

Three-Point Percentage (Min. 10 made)

Game High: 66.7 (10-15), Texas-San Antonio vs. Northwestern St., 2011
 Tourney: 60.0 (12-20), Nicholls, 2015

Free Throws Made


Game High: 37, Texas A&M-Corpus Christi vs. McNeese, 2007
 Game Low: 2, Stephen F. Austin vs. Sam Houston St., 2011
 2, Lamar vs. Texas St., 2000
 Tourney: 78, Texas A&M-Corpus Christi, 2007

Free Throws Attempted

Game High: 46, McNeese vs. Louisiana-Monroe, 1983;
 46, North Texas vs. McNeese, 1988
 Game Low: 4, Stephen F. Austin vs. Sam Houston St., 2011
 4, Lamar vs. Texas St., 2000
 Tourney: 104, McNeese, 2001
 104, Texas A&M-Corpus Christi, 2007

Free Throw Percentage

Game High: 100.0 (22-22), Texas St. vs. Texas-San Antonio, 2004
 Game Low: 28.6 (4-14), North Texas vs. Lamar, 1983
 Tourney: 100.0 (22-22), Texas State, 2004



Texas A&M-Corpus Christi, 2007 Southland Conference Tournament Champions

Rebounds

Game High: 57, Texas-San Antonio vs. Louisiana-Monroe, 2002
 Game Low: 17, Texas-Arlington vs. Stephen F. Austin, 2010
 Tourney: 136, McNeese, 2001

Assists

Game High: 27, Sam Houston St. vs. McNeese, 2005
 Game Low: 2, Stephen F. Austin vs. Louisiana-Monroe, 1991
 Tourney: 61, Sam Houston St., 2006

Steals

Game High: 18, Nicholls vs. Louisiana-Monroe, 1995
 Tourney: 39, Nicholls, 1995

Blocked Shots

Game High: 14, Louisiana-Monroe vs. Texas-San Antonio, 2002
 14, McNeese vs. Northwestern St., 2001
 Tourney: 21, McNeese, 2001

Turnovers

Game High: 30, Louisiana-Monroe vs. Nicholls, 1995
 Game Low: 4, Southeastern Louisiana vs. McNeese, 2015
 Tourney: 60, Texas A&M-Corpus Christi, 2007

Personal Fouls

Game High: 36, Northwestern St. vs. Texas-Arlington, 1988
 Game Low: 9, Four times

Victory Margin

Game High: 48, Texas-Arlington vs. Nicholls, 2012



NCAA HISTORY

All-Time Records	App.	W	L	Pct.
Lamar	6	5	6	.454
Northwestern State	3	2	3	.400
Stephen F. Austin	5	2	5	.286
McNeese	2	0	2	.000
Nicholls	2	0	2	.000
Sam Houston State	2	0	2	.000
New Orleans	1	0	1	.000
Southeastern Louisiana	1	0	1	.000
Texas A&M-Corpus Christi	1	0	1	.000

Former Members	App.	W	L	Pct.
Louisiana Tech	3	3	3	.500
Texas-San Antonio	3	1	3	.250
Louisiana-Monroe	6	0	6	.000
Texas State	2	0	2	.000
North Texas	1	0	1	.000
Trinity	1	0	1	.000
Texas-Arlington	1	0	1	.000
Louisiana-Lafayette ²	1	0	1	.000

¹Not a member of Southland Conference at time of first participation; ²Participation in 1972 and 1973 tournaments voided by NCAA Committee on Infractions.

NOTE: Tournament seeding began in 1979.

NCAA RESULTS

1969

First Round (Manhattan, Kan.)

Texas A&M 81, Trinity 66 (no seeding)

1979

First & Second Round (Murfreesboro, Tenn.)

No. 10 Lamar 95, No. 7 Detroit 87
No. 2 Michigan St. 95, No. 10 Lamar 64

1980

First & Second Round (Ogden, Utah)

No. 10 Lamar 87, No. 7 Weber St. 86
No. 10 Lamar 81, No. 2 Oregon St. 77

West Regional (Tucson, Ariz.)

No. 6 Clemson 74, No. 8 Lamar 66

1981

First Round (Austin, Texas)

No. 8 Lamar 71, No. 9 Missouri 67
No. 1 Louisiana St. 100, No. 8 Lamar 78

1982

First Round (Indianapolis, Ind.)

No. 9 Tennessee 61, No. 8 Louisiana-Lafayette 57

1983

First & Second Round (Houston, Texas)

No. 11 Lamar 73, No. 6 Alabama 50
No. 3 Villanova 60, No. 11 Lamar 58

1984

First & Second Round (Memphis, Tenn.)

No. 10 Louisiana Tech 66, No. 7 Fresno St. 56
No. 2 Houston 77, No. 10 Louisiana Tech 69

1985

First & Second Round (Tulsa, Okla.)



Thomas Walkup, Stephen F. Austin, 2016 NCAA Tournament

No. 5 Louisiana Tech 78, No. 12 Pittsburgh 54

No. 5 Louisiana Tech 79, No. 4 Ohio St. 67

Midwest Regional (Dallas, Texas)

No. 1 Oklahoma 86, No. 5 Louisiana Tech 84 (OT)

1986

First Round (Long Beach, Calif.)

No. 4 UNLV 74, No. 13 Louisiana-Monroe 51

1987

First Round (Chicago, Ill.)

No. 3 DePaul 76, No. 14 Louisiana Tech 62

1988

First Round (Salt Lake City, Utah)

No. 2 N. Carolina 83, No. 15 North Texas 65

1989

First Round (Indianapolis, Ind.)

No. 1 Illinois 77, No. 16 McNeese St. 71

1990

First Round (Indianapolis, Ind.)

No. 2 Purdue 75, No. 15 Louisiana-Monroe 63

1991

First Round (Minneapolis, Minn.)

No. 2 Duke 102, No. 15 Louisiana-Monroe 73

1992

First Round (Milwaukee, Wis.)

No. 2 So. California 84, No. 15 Louisiana-Monroe 54

1993

First Round (Nashville, Tenn.)

No. 4 Iowa 82, No. 13 Louisiana-Monroe 69

1994

First Round (Wichita, Kan.)

No. 2 Massachusetts 78, No. 15 Texas St. 60

1995

First Round (Dayton, Ohio)

No. 4 Virginia 96, No. 13 Nicholls 72

1996

First Round (Milwaukee, Wis.)

No. 2 Wake Forest 62, No. 15 Louisiana-Monroe 50

1997

First Round (Kansas City, Mo.)

No. 1 Minnesota 78, No. 16 Texas St. 46

1998

First Round (Sacramento, Calif.)

No. 1 Arizona 99, No. 16 Nicholls 60

1999

First Round (Denver, Colo.)

No. 1 Connecticut 91, No. 16 Texas-San Antonio 66

2000

East Regional (Winston-Salem, N.C.)

No. 1 Duke 82, No. 16 Lamar 55

2001

Opening-Round Game (Dayton, Ohio)

Northwestern St. 71, Winthrop 67

First Round

No. 1 Illinois 96, No. 16 Northwestern St. 54

SOUTHLAND POSTSEASON HISTORY



2002

First Round (Dallas, Texas)

No. 3 Mississippi St. 70, No. 14 McNeese St. 58

2003

First Round (Tampa, Fla.)

No. 2 Florida 85, No. 15 Sam Houston St. 55

2004

First Round (Seattle, Wash.)

No. 1 Stanford 71, No. 16 Texas-San Antonio 45

2005

First Round (Oklahoma City, Okla.)

No. 2 Oklahoma St. 63, No. 15 Southeastern La. 50

2006

First & Second Round (Auburn Hills, Mich.)

No. 14 Northwestern St. 64, No. 3 Iowa 63

No. 6 W. Virginia 67, No. 14 Northwestern St. 54

2007

First Round (Chicago, Ill.)

No. 2 Wisconsin 76, No. 15 A&M-Corpus Christi 63

2008

First Round (Little Rock, Ark.)

No. 1 Memphis 87, No. 16 Texas-Arlington 63

2009

First Round (Miami, Fla.)

No. 3 Syracuse 59, No. 14 Stephen F. Austin 44

2010

First Round (New Orleans, La.)

No. 3 Baylor 68, No. 14 Sam Houston St. 59

2011

First Four (Dayton, Ohio)

No. 16 Texas-San Antonio 70, No. 16 Alabama St. 61

Second Round (Cleveland, Ohio)

No. 1 Ohio St. 75, No. 16 Texas-San Antonio 46

2012

First Four (Dayton, Ohio)

No. 16 Vermont 71, No. 16 Lamar 59

2013

Second Round (Austin, Texas)

No. 3 Florida 79, No. 14 Northwestern State 47

2014

Second Round (San Diego, Calif.)

No. 12 Stephen F. Austin 77, No. 5 VCU 75 (OT)

Third Round (San Diego, Calif.)

No. 4 UCLA 77, No. 12 Stephen F. Austin 60

2015

Second Round (Portland, Ore.)

No. 5 Utah 57, No. 12 Stephen F. Austin 50

2016

First Round (Brooklyn, N.Y.)

No. 14 Stephen F. Austin 70, No. 3 West Virginia 56

Second Round (Brooklyn, N.Y.)

No. 6 Notre Dame 76, No. 14 Stephen F. Austin 75

2017

First Four (Dayton, Ohio)

No. 16 Mount St. Mary's 67, No. 16 New Orleans 66

2018

First Round (Dallas, Texas)

No. 3 Texas Tech 70, No. 14 Stephen F. Austin 60



Jermaine Wallace, Northwestern State
2006 NCAA Tournament

NIT HISTORY

All-Time Records	App.	W	L	Pct.
Louisiana Tech*	1	4	1	.800
Louisiana-Lafayette*	1	2	1	.667
Lamar	4	2	4	.333
McNeese	3	1	3	.250
Southeastern La.	1	0	1	.000
Stephen F. Austin	2	0	2	.000
Texas-Arlington*	2	0	2	.000
Arkansas State*	1	0	1	.000
Louisiana-Monroe*	1	0	1	.000

*No longer a Southland Conference member

NIT RESULTS

1980

First Round (Campus Sites)

at Louisiana-Lafayette 74, UAB 72

Second Round (Campus Sites)

Louisiana-Lafayette 77, at Texas 76

Quarterfinals (Campus Sites)

at Minnesota 94, Louisiana-Lafayette 73

1981

First Round (Campus Sites)

at South Alabama 74, Texas-Arlington 71

1982

First Round (Campus Sites)

at Texas A&M 60, Lamar 58

1984

First Round (Campus Sites)

Lamar 64, at New Mexico 61

Second Round (Campus Sites)

Santa Clara 66, at Lamar 64

1985

First Round (Campus Sites)

at Lamar 78, Houston 71

Second Round (Campus Sites)

Tennessee-Chattanooga 85, at Lamar 84 (OT)

1986

First Round (Campus Sites)

Louisiana Tech 67, at Northern Arizona 61

at McNeese St. 86, Dayton 75

George Mason 65, at Lamar 63

Second Round (Campus Sites)

at Louisiana Tech 77, McNeese St. 61

Quarterfinals (Campus Sites)

Louisiana Tech 64, at Providence 63

Semifinals (New York, N.Y.)

Ohio State 79, Louisiana Tech 66

Third-Place Game (New York, N.Y.)

Louisiana Tech 67, Florida 62



SOUTHLAND POSTSEASON HISTORY

HISTORY & RECORDS

1987

First Round (Campus Sites)
at Arkansas 67, Arkansas St. 64 (OT)

1988

First Round (Campus Sites)
at Arkansas St. 70, Louisiana-Monroe 59

2001

First Round (Campus Sites)
at Texas-El Paso 84, McNeese St. 74

2008

First Round (Campus Sites)
at Massachusetts 80, Stephen F. Austin 60

2011

First Round (Campus Sites)
Boston College 82, at McNeese St. 64

2012

First Round (Campus Sites)
at Washington 82, Texas-Arlington 72

2013

First Round (Campus Sites)
at Stanford 58, Stephen F. Austin 57

2018

First Round (Campus Sites)
at St. Mary's 89, Southeastern La. 45

CIT HISTORY

All-Time Records	App.	W	L	Pct.
Oral Roberts*	1	2	1	.667
Sam Houston State	4	4	4	.500
A&M-Corpus Christi	4	6	4	.600
Lamar	2	0	2	.000
Stephen F. Austin	1	0	1	.000
Houston Baptist	1	0	1	.000
McNeese	1	0	1	.000
Nothwestern State	1	0	1	.000
UIW	1	0	1	.000
Abilene Christian	1	0	1	.000

*Tournament's first year was 2009; *No longer a Southland Conference member*

CIT RESULTS

2012

First Round (Campus Sites)
at Toledo 76, McNeese 63

2013

First Round (Campus Sites)
Oral Roberts 84, at Texas-Arlington 72
Second Round (Campus Sites)
at Oral Roberts 76, California-Irvine 62
Third Round (Campus Sites)
at Weber State 83, Oral Robert 74

2014

First Round (Campus Sites)
at Sam Houston State 74, Alabama State 65
Texas A&M-Corpus Christi 82, at Northern Colorado 71
Second Round (Campus Sites)
San Diego 77, at Sam Houston State 72

at Pacific 89, Texas A&M-Corpus Christi 60

2015

First Round (Campus Sites)
Texas A&M-Corpus Christi 75, at Florida Gulf Coast 69
at Sam Houston State 87, UNC Wilmington 69
Louisiana-Lafayette 83, at UIW 68
Tennessee-Martin 104, at Northwestern State 79

Second Round (Campus Sites)

Louisiana-Lafayette 71, at Sam Houston State 70
Kent State 69, at Texas A&M-Corpus Christi 65

2016

First Round (Campus Sites)
Jackson State 81, at Sam Houston State 77 (OT)
at Louisiana-Lafayette 96, Texas A&M-Corpus Christi 72

2017

First Round (Campus Sites)
at Campbell 98, Houston Baptist 79
at Texas A&M-Corpus Christi 80, Georgia State 64
at Idaho 73, Stephen F. Austin 50
at Texas State 70, Lamar 60

Second Round (Campus Sites)

at Texas A&M-Corpus Christi 82, Weber State 73

Quarterfinals (Campus Sites)

at Texas A&M-Corpus Christi 79, Fort Wayne 62

Semifinals (Campus Sites)

Texas A&M-Corpus Christi 79, at UMBC 61

Championship (Campus Site)

Saint Peter's 62, at Texas A&M-Corpus Christi 61

2018

First Round (Campus Sites)
Lou Henson Classic - Drake 80, Abilene Christian 73
UTSA 76, Lamar 69

Second Round (Campus Sites)

Sam Houston State 69, Eastern Michigan 62

Quarterfinals (Campus Sites)

Sam Houston State 76, UTSA 69

Semifinals (Campus Sites)

Northern Colorado 99, Sam Houston State 80

CBI HISTORY

All-Time Records	App.	W	L	Pct.
Central Arkansas	1	1	1	.500
New Orleans	1	1	1	.500
Houston Baptist	1	0	1	.000

Tournament's first year was 2012.

CBI RESULTS

2016

First Round (Campus Sites)
at UNCG 69, Houston Baptist 65

2018

First Round (Campus Sites)
New Orleans 77, UTRGV 74
Central Arkansas 92, Seattle 90

Second Round (Campus Sites)

Campbell 71, New Orleans 69
Jacksonville State 80, Central Arkansas 59

COLLEGE DIVISION

The Southland Conference became Division I in men's basketball beginning in the 1969 season. Trinity became the first league school to participate in the NCAA tournament that same year.

All-Time Records	App.	W	L	Pct.
Trinity*	1	4	1	.800
Abilene Christian	3	4	3	.571
Arkansas State*	2	2	2	.500
Lamar	2	2	2	.500

**No longer a Southland Conference member*

COLLEGE DIV. RESULTS

1964

Regional

Abilene Christian 73, Lamar 71
Lamar 116, Northern Colorado 85
Southeast Missouri 90, Abilene Christian 87

1965

Regional

Abilene Christian 91, Doane 50
Washington (Mo.) 69, Abilene Christian 66

1966

Regional

Abilene Christian 94, Jackson State 79
Southwest Missouri 72, Arkansas State 71
Arkansas State 84, Jackson State 77
Abilene Christian 63, Missouri State 58

Regional

Evansville 111, Lamar 103
Lamar 93, Indiana State 78

National

North Dakota 63, Abilene Christian 62

1967

Regional

Lincoln 93, Arkansas State 80
Arkansas State 105, Arkansas-Pine Bluff 93

1968

Regional

Trinity 87, Pan American 83 (OT)

National

Trinity 93, Evansville 77
Indiana State 77, Trinity 67
Trinity 68, Ashland 52

NBA DRAFT HISTORY



SOUTHLAND NBA DRAFT PICKS

Following is a year-by-year list of former Southland Conference basketball players drafted by National Basketball Association teams.

Year	Rd.	Player (School)	Drafted by
2000	2nd	Mike Smith (Louisiana-Monroe)	Washington Wizards
1999	1st	Jeff Foster (Texas St.)	Golden St. Warriors <i>(traded to Indiana Pacers)</i>
1989	2nd	Michael Cutright (McNeese)	Denver Nuggets
1987	3rd	Jerome Batiste (McNeese)	New York Knicks
1986	6th	Greg Anderson (Lamar)	Dallas Mavericks
	7th	Mike Marshall (McNeese)	Denver Nuggets
1985	1st	Karl Malone (Louisiana Tech)	Utah Jazz
	1st	Joe Dumars (McNeese)	Detroit Pistons
	3rd	Jerry Everett (Lamar)	Phoenix Suns
	4th	Willie Simmons (Louisiana Tech)	Sacramento Kings
1984	1st	Tom Sewell (Lamar)	Philadelphia 76ers
	4th	John Horrocks (North Texas)	Dallas Mavericks
	5th	Lamont Robinson (Lamar)	Chicago Bulls
	5th	Terry Martin (Louisiana-Monroe)	Atlanta Hawks
	6th	Rennie Bailey (Louisiana Tech)	Detroit Pistons
1983	2nd	Ken Lyons (North Texas)	Philadelphia 76ers
	8th	Jeff Bolding (Arkansas St.)	Houston Rockets
1982	4th	Alford Turner (Louisiana-Lafayette)	Denver Nuggets
	7th	Terry Long (Lamar)	Portland Trail Blazers
	9th	Ralph McPherson (Texas-Arlington)	Dallas Mavericks
	10th	Albert Culton (Texas-Arlington)	Dallas Mavericks
1981	2nd	Mike Olliver (Lamar)	Chicago Bulls
	4th	Kevin Figaro (Louisiana-Lafayette)	Atlanta Hawks
	4th	B.B. Davis (Lamar)	Kansas City Kings
	10th	Alvin Brooks (Lamar)	San Antonio Spurs
1980	1st	Andrew Toney (Louisiana-Lafayette)	Philadelphia 76ers
	2nd	David Lawrence (McNeese)	Portland Trail Blazers
	8th	Clarence Kea (Lamar)	Dallas Mavericks
	9th	Paul Renfro (Texas-Arlington)	Utah Jazz
1979	2nd	Victor King (Louisiana Tech)	Los Angeles Lakers
1978	2nd	John Rudd (McNeese)	New York Knicks
1977	4th	Mike McConathy (Louisiana Tech)	Chicago Bulls
	6th	Calvin Crews (Louisiana-Lafayette)	Atlanta Hawks
1976	5th	Ed Lawrence (McNeese)	Cleveland Cavaliers
1974	4th	Roy Ebron (Louisiana-Lafayette)	New York Knicks
	8th	Steve Brooks (Arkansas St.)	Houston Rockets
1973	1st	Mike Green (Louisiana Tech)	Seattle SuperSonics
	3rd	Dwight Lamar (Louisiana-Lafayette)	Detroit Pistons
	7th	Jerry Bisbano (Louisiana-Lafayette)	Phoenix Suns
1972	10th	Will Loftin (Louisiana-Lafayette)	Baltimore Bullets
1971	8th	Luke Adams (Lamar)	Los Angeles Lakers
	8th	Felix Thurston (Trinity)	Milwaukee Bucks
1969	8th	Jim Bowles (Trinity)	Philadelphia 76ers
1968	14th	John Godfrey (Abilene Christian)	Los Angeles Lakers
1967	3rd	John Dickson (Arkansas St.)	Chicago Bulls

OTHER NBA DRAFT PICKS

Following is a list of draft picks of current Southland Conference universities prior to their membership in the Southland.

Year	Rd.	Player (School)	Drafted by
1995	2nd	Michael McDonald (New Orleans)	Golden State Warriors
1993	1st	Ervin Johnson (New Orleans)	Seattle SuperSonics
1988	2nd	Ledell Eackles (New Orleans)	Washington Bullets
1987	5th	Ronnie Grandison (New Orleans)	Denver Nuggets
1986	12th	Lorenzo Duncan (Sam Houston St.)	Washington Wizards
	3rd	Anicet Lovadrama (Houston Baptist)	Los Angeles Clippers
1984	3rd	Yommy Sangodeyi (Sam Houston St.)	New Jersey Nets
1983	4th	Johnny Martin (Northwestern St.)	Dallas Mavericks
	5th	Mark Petteway (New Orleans)	Milwaukee Bucks
	6th	Oscar Taylor (New Orleans)	New Jersey Nets
1982	6th	Wayne Waggoner (Northwestern St.)	Dallas Mavericks
	10th	Mike Edwards (New Orleans)	Utah Jazz
1981	7th	Randy Martell (Houston Baptist)	Washington Bullets
	10th	Ralton Way (Houston Baptist)	Washington Bullets
	7th	Karl Godine (Stephen F. Austin)	Washington Bullets
1980	8th	Lloyd Terry (New Orleans)	New Jersey Nets
1979	2nd	Larry Wilson (Nicholls)	Atlanta Hawks
1978	2nd	Wayne Cooper (New Orleans)	Golden State Warriors
	7th	Billy Reynolds (Northwestern St.)	Seattle SuperSonics
1976	6th	Robert Paige (Houston Baptist)	Houston Rockets
	4th	Mack Coleman (Houston Baptist)	New Orleans Jazz
1975	5th	Wilbur Holland (New Orleans)	Atlanta Hawks
1973	3rd	James Lister (Sam Houston St.)	Cleveland Cavaliers
	3rd	E.C. Coleman (Houston Baptist)	Houston Rockets
	7th	Pete Harris (Stephen F. Austin)	Atlanta Hawks
	8th	Robert White (Sam Houston St.)	Boston Celtics
	10th	Ron Battle (Sam Houston St.)	Milwaukee Bucks
1972	5th	James Silas (Stephen F. Austin)	Houston Rockets
1970	1st	George Johnson (Stephen F. Austin)	Baltimore Bullets
	3rd	Surry Oliver (Stephen F. Austin)	Cleveland Cavaliers
	4th	Erwin Polnick (Stephen F. Austin)	Buffalo Raves
	6th	Marvin Polnick (Stephen F. Austin)	Baltimore Bullets
	7th	Narvis Anderson (Stephen F. Austin)	Cleveland Cavaliers
	13th	Charles Bloodworth (Northwestern St.)	Chicago Bulls
1969	13th	James Wyatt (Northwestern St.)	New York Knicks
1968	14th	Charles Core (Southeastern La.)	Cincinnati Royals