



CONTENTS

From the President	4
From the CEO	6
2018 Snapshot	8
Strategic Direction	9
Board of Directors	10
Staff	11
Life Members	12
Associations & Presidents	13
Sport Development	14
Adelaide Thunderbirds & Elite Pathways	24
Commercial	30
Brand, Marketing & Communications	34
Corporate Services	36
Financial Report	38

FROM THE PRESIDENT



Graeme Gilbert
President
Netball SA

When asked to reflect on what has transpired over the past 12 months, it becomes apparent that there are two constant themes. One is that as an organisation we do a lot, maybe too much at times. The second is that our landscape is constantly changing; change is constant, and this makes the job much more difficult.

I will be the first to admit that we may not get it right every time – and that for me is okay, provided we learn from our mistakes and do it better the next time. Financial sustainability is also something that we must continue to monitor and address over the coming years, whilst at the same time remaining a vibrant and relevant organisation.

Along the way we have had some great wins, but we have also had some areas where we were not able to achieve what we set out to do. We need to take time to not only celebrate the wins but ensure the learnings we have gathered over the year are captured and help us move confidently into 2019.



UNDERAGE TEAMS SEE SUCCESS



The 2018 netball calendar began in outstanding style with Netball SA hosting the National Netball Championships in mid-April. The seven-day competition was a success for our state both on and off the court. Our 17/U team won the gold medal for the third year running, claiming the elusive 'three-peat'. Our 19/U team just fell short in the gold medal game against Victoria, defeated by five goals to take the silver medal.

These results confirm that our underpinning pathway programs are working well and producing athletes with skills as good as any in the country. The results at these Championships certainly indicate that the future of South Australian netball looks extremely promising.

The atmosphere during the gold medal matches was electric with our teams playing in front of their friends and families. This will go down as one of my fondest netball memories of 2018.

The Championships is Australia's largest and pinnacle underage netball competition. Hosting an event of this size is no easy feat and I acknowledge and thank all Netball SA staff and volunteers involved.

SUNCORP SUPER NETBALL SEASON

The 2018 Suncorp Super Netball season proved challenging for the Adelaide Thunderbirds, finishing the season winless. Despite this the players, coaches and support staff remained passionate and determined to give their best performance.

Whilst the on-court results were disappointing, it was extremely pleasing to see our magnificent Pink Army fan base continue to support the team, which I know was appreciated by all players.

The Netball SA events team continued to step up and improve the game day experience for fans with new activations and innovations in the Fan Village and during match breaks.

The final match of the season was the last game for Dan Ryan as Head Coach. Dan's involvement with the Adelaide Thunderbirds stretched over six years and throughout he showed great passion for the club, his players and the fans. I thank Dan for his contributions, along with all the coaches, players and support staff who worked tirelessly during the 2018 season.

We have taken the learnings from 2018 and with changes made both on and off court we are confident the Adelaide Thunderbirds will be a competitive force in 2019 and beyond.



“THE ATMOSPHERE DURING THE MATCHES WAS ELECTRIC WITH OUR TEAMS PLAYING IN FRONT OF THEIR FRIENDS AND FAMILIES”

DEDICATION ACROSS THE STATE

I acknowledge and thank the Netball SA Board who volunteer their time to govern the sport in South Australia. We are very fortunate to have such highly skilled and passionate people who are keen to see success for our organisation and sport.

Nicole Williams, who has been on the Board for four years, has indicated she will not be seeking re-election at the end of her current term. I thank Nicole for her contribution over that time and wish her well for the future.

The success of netball in South Australia would not be possible without the magnificent volunteer network. Thank you to members of the Audit and Risk Committee, Foundation Division Committees and Country Championships Organising Committee and our Council Delegates, who all do fantastic work in their respective areas. A big thank you also goes out to all the volunteers within our netball family who work tirelessly within their netball clubs and associations and at Netball SA.

The Netball SA staff are dedicated to meeting the needs of a variety of stakeholders. On behalf of all members I thank them for the loyalty and expertise they provide every day.

I also acknowledge and thank our CEO Ben Scales and his leadership team for the passion they provide in driving our business forward.

To everyone involved in netball throughout our state, I hope you continue to enjoy the opportunities and memories our sport provides. We look forward to working with you again in 2019.

Graeme Gilbert
President
Netball SA

FROM THE CEO



Ben Scales
Chief Executive Officer
Netball SA

Our sport has gone from strength to strength in 2018 across the grassroots, national and international levels. Locally, we have seen growth in Netball SA membership and our underage state teams experienced great success.

The increase in exposure of our sport was further aided by the success of season two of the Suncorp Super Netball. Netball was further catapulted into the spotlight during the Commonwealth Games held on the Gold Coast, culminating with an exceptional gold medal match where England defeated Australia by the smallest of margins.



As we enjoy the continued rise of netball, the professionalism and exposure of women's elite sport has grown across Australia. This in turn has led to increased choices in sport and new role models for girls and women.

With this shift, we identified that our working environment had changed significantly since the Netball SA 2020 Strategic Plan was developed. It was clear the plan needed to be reviewed, although there were two years to run.

A great amount of work has since been done by the Netball SA Board and senior management, in consultation with staff, Council and the broader netball community, to create 'Game Plan: 2021'.

GAME PLAN: 2021

Game Plan: 2021 sets our vision for the next three years and is underpinned by our overarching purpose, **"We provide opportunities to enrich lives through the power of our sport"**. Our key strategic foci for the coming three years will centre around five key pillars:

1. Participation and Development
2. Elite Pathways
3. Influencing, Partnerships and Sustainability
4. Priceline Stadium
5. Adelaide Thunderbirds

For each of these pillars we have identified our core strategic goals and the key activities that will be undertaken to ensure the success and sustainability of our sport well into the future. The full Game Plan: 2021 will be distributed to our members and stakeholders in early 2019.

STRATEGIC PARTNERSHIPS

As with any business, Netball SA continually seeks strategic partnerships that benefit our organisation, sport and members, and the partners with whom we are engaging. This year has seen the establishment and continuation of several strategic partnerships.

We are one of three peak sporting bodies who partnered with SEDA College, a new high school to Adelaide in 2019, that has a curriculum designed for SACE students who want to pursue a career in the sport and recreation industry. The program provides students with access to unique work experiences, giving them great insights into our industry.

To increase the pathways for boys and men to play netball, coach or umpire, the South Australian Men's and Mixed Netball Association (SAMMNA) affiliated with Netball SA. An outcome SAMMNA sought to



achieve through the affiliation was the introduction of programs to create opportunities for young boys to play netball. The launch of the boys' academy and school holiday clinic and the state's first weekly junior boys' competition were key highlights. We look forward to expanding these programs and working alongside SAMMNA into the future.

A BOOST FOR NETBALL FACILITIES

Netball continues to enjoy a great working relationship with the State Government and I thank the Minister for Recreation and Sport, Corey Wingard, for his support. The Government's backing of grassroots sport was evident with a program announced to fund sporting infrastructure and building upgrades, with a key focus on women's facilities. This program has the potential to inject \$24 million over the next two years. We will work alongside SACA and the SANFL to provide advice on where the investment should best be spent to provide the best possible outcomes for our clubs and associations.

While on the topic of facilities, the Priceline Stadium Stage 1 redevelopment is now underway. The venue plays a key role in making netball available to all South Australians. We are excited that upgrade works will ensure players, officials and patrons continue to have access to a modern netball facility. We are also actively pursuing further investment in the facility to bring our vision for the Stadium to life.

“ AT A LOCAL LEVEL WE HAVE SEEN GROWTH IN NETBALL SA MEMBERSHIP AND OUR UNDERAGE STATE TEAMS EXPERIENCED GREAT SUCCESS ”

A NETWORK OF SUPPORT

In a fantastic show of faith, our partnership with Premier Partner, Priceline Pharmacy, has been extended by two years until the end of 2020. Thank you to Richard Vincent, Managing Director and CEO of API, Priceline Pharmacy's parent company, who is a huge supporter of netball and our partnership.

On behalf of Netball SA and the Adelaide Thunderbirds, I would also like to acknowledge the support and investment of all our partners. (see page 31 for the full list). Without the ongoing support of these businesses Netball SA would not be able to provide the services and benefits to the community that we do.


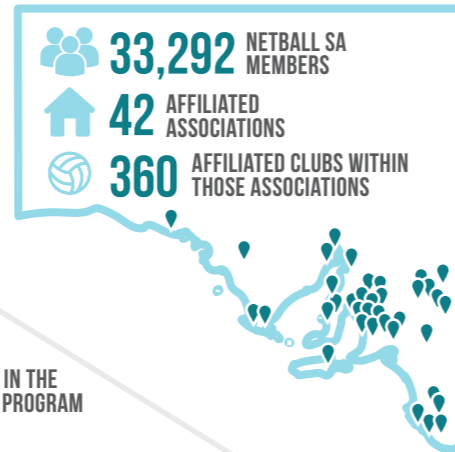
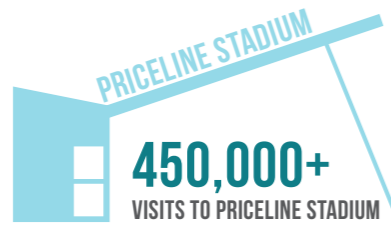
I thank also Kylie Taylor and her team at the Office of Recreation, Sport and Racing for their ongoing support. The staff at Netball SA enjoy great working relationships with Netball Australia, along with our colleagues at the Member Organisations. Thank you for your continued support and camaraderie.

I thank everyone involved in delivering netball across South Australia: our 33,000+ members, Netball SA Board and staff, the dedicated volunteer network, coaches, officials, administrators and committee members.

As evident in the 2018 Netball SA Annual Report and the successes highlighted throughout the following pages, there is much to be proud of and a lot to be excited about for the future.

Ben Scales
Chief Executive Officer
Netball SA

2018 SNAPSHOT



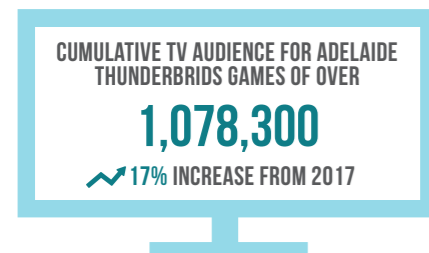
THE STATE'S FIRST WEEKLY JUNIOR COMPETITION FOR BOYS LAUNCHED



17/U STATE TEAM
BECAME NATIONAL CHAMPIONS FOR THE THIRD YEAR IN A ROW



19/U STATE TEAM
WON SILVER AT THE NATIONAL NETBALL CHAMPIONSHIPS



8 SOUTH AUSTRALIAN ATHLETES WERE IN THE ADELAIDE THUNDERBIRDS TEAM OR WERE TRAINING PARTNERS

1,700+ MULTICULTURAL PLAYERS INVOLVED WITH NETBALL SA COMPETITIONS AND PROGRAMS FROM OVER
73 DIFFERENT COUNTRIES



8 SOUTH AUSTRALIAN ATHLETES CONTRACTED TO A SUNCORP SUPER NETBALL CLUB

STRATEGIC DIRECTION

OUR PURPOSE

"We provide opportunities to **enrich lives** through the **power of our sport.**"

OUR 2021 AMBITION

"We are a **successful, respected, and influential** sporting organisation."

OUR STRATEGIC PILLARS



PARTICIPATION AND DEVELOPMENT



ELITE PATHWAYS



INFLUENCING, PARTNERSHIPS AND SUSTAINABILITY



PRICELINE STADIUM



ADELAIDE THUNDERBIRDS

BOARD OF DIRECTORS



PRESIDENT

Graeme Gilbert
(Feb 2001 – present)



DIRECTOR

Megan Carter
(Aug 2016 – present)



DIRECTOR

Glenn Docherty
(Feb 2012 – present)



DIRECTOR

Leeanne Grantham
(Jun 2017 – present)



DIRECTOR

Steve Nolis
(Feb 2016 – present)



DIRECTOR

Steve Olech
(Feb 2016 – present)



DIRECTOR

Caroline Phillips
(Feb 2018 – present)



DIRECTOR

Michelle Pole
(Feb 2018 – present)



DIRECTOR

Nicole Williams
(Feb 2015 – present)

STAFF

EXECUTIVE

Chief Executive Officer Ben Scales

Executive Support Officer Jodie Clifford

SPORT DEVELOPMENT

General Manager – Sport Development Lizzie Bermingham

Coach & Officiating Manager Roz Fraser

Academy & Coaching Programs Administrator Micaela Worner

Officiating Development Manager Dusty Gould[^]

Officiating Development Coordinator Deanna Stainer

Officiating Development Officer Lucy Herde

Community & Member Services Manager Megan Wooldridge[^]
Jane Bartlett^{*}

Participation Coordinator – Schools and Inclusion Cath Quinn

Participation Coordinator – NetSetGO Kara Richards

Participation Coordinator – Competitions and Fast5 Ashleigh Stratford

Member Services Coordinator Andrea Fielding

Competitions Coordinator Rachel Heywood
Nicole Luttrell

ADELAIDE THUNDERBIRDS & ELITE PATHWAYS

General Manager – Adelaide Thunderbirds & Elite Pathways Melody Cooper

Adelaide Thunderbirds & Southern Force Operations Manager Deborah Kassing

Adelaide Thunderbirds Head Coach Dan Ryan

(Full Adelaide Thunderbirds staff list available on page 25)

^{*} Left the position during 2017/18

[^] Parental leave during 2017/18

CORPORATE SERVICES

General Manager – Corporate Services Mark McLaren

Finance Manager Melissa Sleep

Finance & Administration Assistant Samantha Schulz*
Debbie Green

Reception/Administration Assistant Kathryn Proctor

Membership Database Technology Coordinator Shanna Wheare

Stadium Manager Dee O’Loughlin

Maintenance Coordinator Neil Carey

Duty Stadium Supervisor Trevor Anderson

COMMERCIAL

General Manager – Commercial Brett Mathers

Commercial Partner Account Manager Kristy Aufderheide

Commercial Sales Coordinator Jake Grosser

Business Development & Commercial Coordinator Lauren Sherman

BRAND, MARKETING & COMMUNICATIONS

General Manager – Brand, Marketing & Communications Marissa Brown

Events Manager Teneille Kleinitz

Events Assistant Lauren McLeod

Senior PR & Media Advisor Lauren Bobrige

Communications Coordinator Rachel McLean

Video and Digital Content Producer Michael Sullivan*
Jake Cooper

LIFE MEMBERS

1941	Lorna Ryan*	1975	Shirley Cox
1945	Gwen Patterson (Benzie)*	1975	Joan Horner*
1946	Greta Crane*	1976	Chris Burton
1946	Clara Rankin*	1977	Jocelyn Bayly
1946	Anne Stanton*	1980	Robin Smith
1946	Alice Spilsbury*	1982	Nadia Marmach*
1952	Mary White*	1983	Betty Fisher
1952	Mavis Nunn*	1984	Patricia Courtney
1954	Selena Pomeroy*	1984	Jan Summers
1954	Jeanette Hargrave*	1987	Lorne Sutherland*
1954	Merle Oldham (Potter)*	1987	Jeanette Fryar
1954	Joy Sheridan (Dundon)*	1987	Yvonne Battersby
1956	Fay Dumont*	1989	Valerie Wright
1958	Marcia Gray (Hepworth)*	1990	Margaret Angove
1958	Lois Quarrell*	1990	Bronwyn Roberts
1959	Mavis Buckingham (Scott)*	1992	Marlene Pressley
1959	Millie Cakebread*	1993	Yolanda Cannizzaro
1959	Alice Rice*	1993	Barbara Martin
1959	Dawn White	1995	Raechel May*
1961	Muriel Wallace*	1995	Marlene Lang
1961	Glenda West*	1999	John Belton*
1961	Gertrude Law*	1999	Nathalie McRae*
1964	Margaret Cahill*	2000	Wendy Gambling
1968	Pauline Harrison*	2002	Ron Blake*
1968	Iris Rodgers*	2004	Pam Brown
1968	Avis Boyce*	2006	Jackie Blyth
1969	Sylvia McCubbin*	2006	Jan Sutherland
1973	Daphne Todd*	2012	Lee-Anne Cummins
1975	Elizabeth Slarks*	2013	Allan Wright

*Note: deceased

ASSOCIATIONS & PRESIDENTS

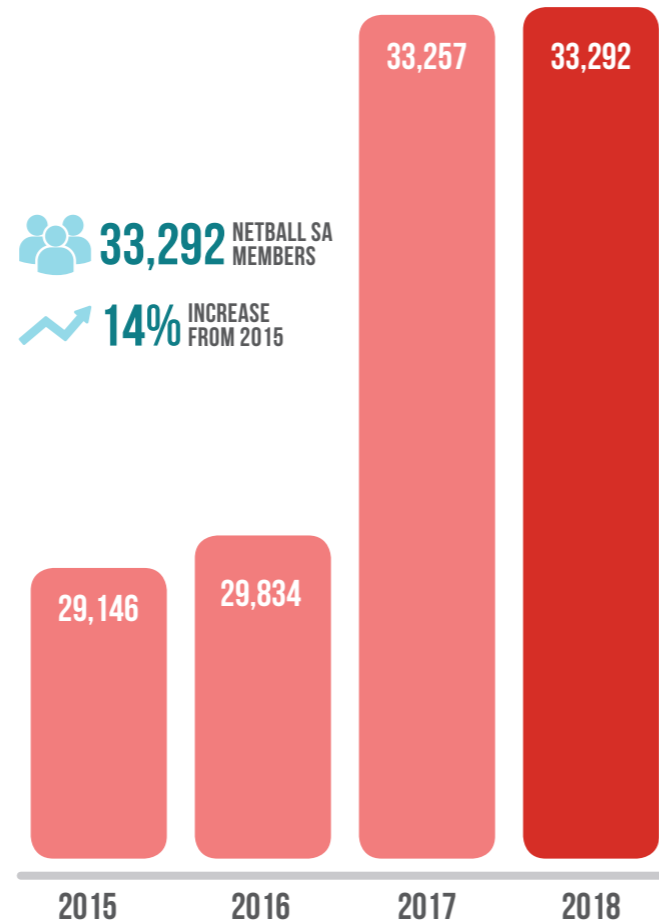
- 
1. **Adelaide Plains**
President: Sally Fritz
 2. **Adelaide Metro Netball Division**
President: Di Miles
 3. **Barossa, Light & Gawler**
President: Sarah Johnson
 4. **Barmera District Junior**
President: Jodie Moore
 5. **City Night**
President: Barbara Martin
 6. **Eastern Eyre**
President: Helen Tucker
 7. **Elizabeth**
President: Lois Scaife
 8. **Far West**
President: Sonya Coleman
 9. **Gawler & Districts**
President: Leanne Clinch
 10. **Great Flinders**
President: Kate Murnane
 11. **Great Southern**
President: Kristen Adams
 12. **Hills**
President: Bronwyn Klei
 13. **Kadina & Districts**
President: Michele Appleton
 14. **Kangaroo Island**
President: Alana Hinton
 15. **Kowree Naracoorte Tatiara**
President: Vicki Munro
 16. **Loxton Junior**
President: Michelle Pannell
 17. **Mallee**
President: Jaimi Willersdorf
 18. **Mid Hills**
President: Leanne Challans
 19. **Mid South East**
President: Sara Gray
 20. **Mid West**
President: Reanna Freeman
 21. **Mount Gambier**
President: Yvette Holmes
 22. **Murray Bridge**
President: Dot Temby
 23. **Naracoorte**
President: Kirsty Jones
 24. **North Eastern**
President: Katie Liebelt
 25. **Northern Areas**
President: Mary Hewett
 26. **Port Augusta**
President: Sharene Dearlove
 27. **Port Lincoln**
President: Emma Brewster
 28. **Port Pirie**
President: Abby Zubrinich
 29. **Renmark Paringa Junior**
President: Karley Anderson
 30. **River Murray**
President: Anne Male
 31. **Riverland**
President: Lauren Bevan
 32. **Riverland Independent**
President: Narelle Borgmeyer
 33. **Roxby Downs**
President: Kate Pederson
 34. **SA Districts**
President: John Adams
 35. **SA Men's and Mixed**
President: Steve McInnes
 36. **Southern Hills**
President: Jenni Phelps
 37. **Southern United**
President: Helen Meynell
 38. **Southern Yorke Peninsula**
President: Kate Harris
 39. **Waikerie & Districts Junior**
President: Renee Oliver
 40. **Western Border**
President: Jodie Johnston
 41. **Whyalla**
President: Kelly Hyslop
 42. **Yorke Peninsula**
President: Sue Brown

SPORT DEVELOPMENT

MEMBER SERVICES

Throughout 2018 the Member Services team continued to provide advice, support and assistance to Netball SA's associations, leagues, clubs and members. Key highlights in this area included:

- Letters of support to 65 clubs and associations who sought funding from the Office for Recreation, Sport, and Racing, local councils and Sport Australia for facility development, court resurfacing and equipment.
- The Volunteer Management Plan for associations and clubs was launched in April. The plan was developed in conjunction with Volunteering SA/NT to assist associations and clubs in attracting, engaging and retaining volunteers, as well as tips on succession planning.
- The Member Resources area of the website was updated to provide information previously provided in the Member Directory. With this information now online, it ensures it can be kept up-to-date and is accessible to all members.
- Thirty-two associations were involved in the ANZAC Medal Match Program in conjunction with SANFL and RSL, a number on par with the highest participation rate since the program's inception in 2010. The program recognises the sacrifices made by Australian servicemen and women and showcases the ANZAC spirit played out on the court.



ADELAIDE THUNDERBIRDS SCHOOL HOLIDAY CLINICS

1,232 SCHOOL HOLIDAY CLINIC PARTICIPANTS **72%** INCREASE FROM 2017

In January 2018 the Netball SA School Holiday Clinics were re-branded to 'Adelaide Thunderbirds School Holiday Clinics' to give young netballers the opportunity to learn from their favourite players in addition to Netball SA accredited community coaches.

The clinics have seen great success with eight sold-out sessions and an increase from 11 clinics held in 2017 to 17 in 2018. Following participant feedback new clinics were introduced throughout the year including full-day and specialist sessions.



SCHOOL PROGRAMS

3,514 STUDENTS PARTICIPATED IN OUR SPORTING SCHOOLS PROGRAM
520 STUDENTS PARTICIPATED IN OUR THUNDER CUP COMPETITION

For the second year Netball SA delivered Sporting Schools, a program funded by the Australian Sports Commission, which allows primary school students to be introduced to netball in the school environment through a four-week program.

Uptake of the Sporting Schools program has decreased from 2017. In an effort to increase this program being adopted, during 2018 Netball SA dedicated an employee to co-ordinate and discuss the program with schools. Netball Australia also committed to taking a more active role in promoting and providing marketing materials for this program. Following these actions, we expect to see a growth in uptake of Sporting Schools in 2019.

The Thunder Cup is a weekly competition for primary school aged boys and girls and is delivered in terms two and three. The competition provides another avenue for children to be introduced to and play netball.



SUNCORP NETSETGO

4,382 NETSETGO PARTICIPANTS **10.4%** INCREASE FROM 2017
184 APPROVED NETSETGO CENTRES **5.1%** INCREASE FROM 2017

Suncorp NetSetGO is Netball Australia's junior entry netball program and is our junior participation product. NetSetGO provides children aged five to 10 years the opportunity to progressively develop their netball skills through the three-tier program, promising a positive introduction to our sport.

Significant work has been undertaken to educate our associations on the benefits of implementing all three tiers. We have seen particular success in the GO tier, with four associations transitioning their 9/U competition to a GO modified competition. This is a contributing factor to the increase seen in participation numbers.





PRICELINE PHARMACY COUNTRY CHAMPIONSHIPS

The annual Priceline Pharmacy Country Championships – now in its 78th year – is the pinnacle event for regional netballers and remains the largest netball competition held in South Australia. In 2018 more than 800 players represented 25 regional associations competing across four divisions.

COMPETITION HIGHLIGHTS

823 PLAYERS	83 TEAMS
25 REGIONAL ASSOCIATIONS	25 UMPIRES RECEIVED NATIONAL BADGES
21 COACHES RECEIVED ONE-ON-ONE MENTORING	290 OFFICIALS

PRICELINE PHARMACY COUNTRY CHAMPIONSHIPS WINNERS

A Grade	Mid South East
17 & Under Div 1	Western Border
17 & Under Div 2	Yorke Peninsula
15 & Under Div 1	Riverland
15 & Under Div 2	Port Augusta
15 & Under Div 3	Far West
13 & Under Div 1	Western Border
13 & Under Div 2	KNT
13 & Under Div 3	Whyalla

DEVELOP A DIAMOND ACADEMY

In its current form the Develop a Diamond Academy Program is in its seventh year of implementation and provides a development pathway for identified coaches, umpires and players, aged 14 to 16. There are nine academies throughout the state, with the main program running from February to October. Along with skill acquisition, the program covers off-court components for players such as fitness, player welfare and nutrition.

Mentor coaches are appointed to each academy to assist with the development of academy staff, while the program is designed to help umpires progress through the national pathway.

Netball SA acknowledges the work and contributions of all Academy coaches, program managers, umpires, athletes and volunteers involved in the Develop a Diamond Academy Program.

MELLOR OLSSON ACADEMY GAMES

The annual Mellor Olsson Academy Games, played across three days in October at Priceline Stadium, showcases the skills players, coaches and umpires from the nine academies have learnt throughout the Develop a Diamond Academy Program. In their second year of the program, in 2018 Adelaide Metropolitan had a strong presence in the finals.

In the Division 1 final South East defeated Adelaide Metropolitan 1, 31 to 24.

Adelaide Metropolitan were victors in Divisions 2 and 3, defeating Spencer 29 to 25, and Central Ranges 36 to 29, respectively.

Netball SA was proud to welcome back Naming Rights Partner Mellor Olsson. Mellor Olsson launched its 'Make a Difference' competition, with Eyre Peninsula winning \$1,500 to be spent towards the academy's travel costs.

COMPETITION HIGHLIGHTS

WINNERS	252 PLAYERS
DIVISION 1 SOUTH EAST	21 UMPIRES RECEIVED A NATIONAL C BADGE
DIVISION 2 ADELAIDE METRO	42 PLAYERS SELECTED TO ATTEND THE 17/U STATE TEAM TRAILS
DIVISION 3 ADELAIDE METRO	



NETBALL SA PREMIER LEAGUE

The Netball SA Premier League Competition is the pinnacle competition in the state, designed to attract the best current and emerging talent in South Australia. It acts as a pathway to provide opportunities and develop athletes, coaches, administrators and officials for the SSN and DUANL.

In 2018 the competition comprised eight clubs who participated in two divisions, Premier League and Reserve. The competition was played over 14 minor rounds in a round robin format, followed by three weeks of finals. During the season themed rounds were held including Reconciliation, History of Netball and Indigenous where Oakdale and Garville wore Indigenous designed dresses.

The Premier League Regional Exhibition Match between Oakdale and Tango was hosted in conjunction with

Kadina Netball Club at the newly built Copper Coast Sport and Leisure Centre.

At the end of the minor rounds Matrics Netball Club finished as minor premiers in Premier League and Reserves. The grand finals were played on 7 September, with Contax and Garville in the Premier League division and Contax and Matrics in Reserves.

Contax was victorious in both games, crowning them back-to-back premiers in both divisions. The final score in the Premier League grand final was 73-39 and Reserves 49-46.

Over 2,000 spectators attended the grand final, while the Premier League game was live-streamed by Spacequake Sports reaching 6,300 viewers.

NETBALL SA PREMIER LEAGUE AWARD WINNERS

Rookie of the Year

Georgie Horjus (Contax)

Premier League Umpiring Award

Rebecca Ferguson

Premier League Coaching Award

Vanessa Dempsey (Oakdale)

Aboriginal and Torres Strait Islander Community Engagement Award

Vanessa Dempsey (Oakdale)

Reserves Division MVP

Molly Affolter (Contax)

League Division MVP

Carla Borrego (Garville)

Club Excellence

Contax and Matrics

NETBALL SA PREMIER LEAGUE TEAM OF THE YEAR

Goal Shooter	Carla Borrego	Garville
Goal Attack	Laura Packard	Matrics
Wing Attack	Imogen Abernethy	Contax
Centre	Gia Abernethy	Contax
Wing Defence	Georgia Beaton	Contax
Goal Defence	Kate Easter	Matrics
Goal Keeper	Amehlia Schmidt	Contax
Goaler Reserve	Georgie Horjus	Contax
Centre Court Reserve	Stacey Hein	Matrics
Defender Reserve	Elly Cleggett	Oakdale



INCLUSION AND DIVERSITY

SAASTA ABORIGINAL NETBALL ACADEMY

In 2018 20 students participated in the SAASTA Aboriginal Netball Academy with 17 graduating from the program.

Highlights of the program included SAASTA defeating Pedare Christian College in the curtain raiser game to the Adelaide Thunderbirds match at the Adelaide Entertainment Centre, forming part of the Suncorp Super Netball Indigenous Round.

In a new initiative the Academy travelled to Melbourne for a cultural tour as part of their Aboriginal Studies, to connect and play friendly matches against Victorian Aboriginal and multicultural netball teams and tour the high performance facility at Collingwood Magpies Netball.

To end the 2018 program, 10 senior students participated in a cultural and netball specific tour of Scotland. The tour consisted of a range of activities including exhibition matches against Scottish schools and representative teams, school visits to share history and culture, and attending an international test match in Loughborough, England.



RECONCILIATION ACTION PLAN

In its first year of implementation, Netball SA's Innovate Reconciliation Action Plan (RAP) has seen the development of strategies aimed to increase Indigenous participation in netball and to ensure Netball SA is an inclusive organisation committed to reconciliation. Of the 22 actions of the RAP, six are at completion stage and six are in progress.

Members of the Advisory Group

- Sophie Murray (Chair)
- Debra Walker
- Vanessa Dempsey
- Rigby Barnes
- Christine Glenn
- Kylee Goldsmith

Members of the Netball SA Internal Working Group

- Ben Scales, Chief Executive Officer
- Megan Carter, Board Member
- Lizzie Bermingham, General Manager – Sport Development
- Marissa Brown, General Manager – Brand, Marketing and Communications
- Melody Cooper, General Manager – Adelaide Thunderbirds and Elite Pathways
- Brett Mathers, General Manager – Commercial
- Mark McLaren, General Manager – Corporate Services
- Cath Quinn, Participation Coordinator – Schools and Inclusion (Chair)

MALE PARTICIPATION

The Male Participation Strategy aims to increase the number of boys and men playing netball. The gap in the pathway between boys playing junior netball until the age of 12 and no formal competition for them to participate in until age 16 was identified. Together with the South Australian Men's and Mixed Netball Association (SAMMNA) significant work was undertaken to bridge this gap and key highlights included:

- SAMMNA's affiliation with Netball SA
- The establishment of the Junior M-League and the SAMMNA Junior Boys Academy
- Two successful Southern Dragons Boys Netball School Holiday Clinics

RUBIES

SA Rubies competed in the Marie Little OAM Shield held in Brisbane in October. After losing only one game in the minor rounds, a competitive gold medal match saw the Rubies defeated by just two goals in a tight tussle with New South Wales. The gold medal match was the curtain raiser to game 1 of the 2018 Constellation Cup.

The competition acts as a great source of enjoyment for the players, both on and off the court, with the opportunity to make new friends from other states, while demonstrating their netball learnings gained in the weeks leading up to the Marie Little OAM Shield. The team was coached by Tricia Crockford and captained by Isabella Ivancic-Holland.



COACHING

There was an increased focus within our eight regions on the implementation of Coach Education sessions to support the accreditation pathway by providing face-to-face education in 2018. Ultimately, we hope this will result in a higher number of coaches progressing through the pathway and improved player development.

Twelve sessions were held with a total of 269 participants involved. These sessions also provided us with the opportunity to emphasise the National Coach Education Pathway and opportunities available for coaches to upskill.

The Targeted Coach Program was conducted at the National 17/U Camp. Laura Heinrich, the 2018 17/U State Team Assistant Coach, attended the camp as South Australia's representative. The Targeted Coach Program was delivered by a leading Coach Mentor Julie Hoonweg who worked with the coaches during court sessions and match play.

Key highlights in the coaching space included Southern Force Head Coach Brian Lines and 2017-2018 Adelaide Thunderbirds Head Coach Dan Ryan receiving their High Performance accreditations. Matrics Premier League Head Coach Jacqui Illman, Garville Reserves and 19/U South Australian Head Coach Kirsty Leonard-Down, and 17/U South Australian Head Coach Lee-Anne Cummins, all received their Elite accreditation.

2018 COACHING ACCREDITATIONS

Accreditation Level	Number of Accreditations
Online Foundation Course	245
Online Development Course	71
Face-to-Face Development Course	55
Intermediate Coaching	4
Advanced	1
Elite	3
High Performance	2

OFFICIATING

Netball SA continues to improve the standard and education opportunities of grassroots and high performance umpires and bench officials to ensure the growth of netball officials in our state. High quality educational umpiring programs were delivered in associations and clubs.

BENCH OFFICIAL HIGHLIGHTS



UMPIRING COURSES

Foundation Umpires Course (online)
188 participants

Rules Discussion
23 courses involving 640 participants

Beginner Umpires Workshop
46 workshops involving 1,217 participants

Unbadged Umpires Workshop
4 workshops involving 87 participants

Coloured Shirt Program
51 centres involving 553 participants

Rules of Netball Theory Exam
768 online exam participants

National Badge Competency and Mentoring Workshops
4 workshops involving 80 participants

2018 OFFICIATING ACHIEVEMENTS

- **Deanna Stainer**
 - Underage National Championships (2018)
- **Georgina Sulley-Beales**
 - Underage National Championships (2018)
 - Emerging Talent Umpire Program (2018/19)
 - Australian Netball League (2018)
- **Rebecca Ferguson**
 - Underage National Championships (2018)
 - Emerging Talent Umpire Program (2018/19)
 - Australian Netball League (2018)
 - Premier League Umpire Award



UMPIRING HIGHLIGHTS

3 
UMPIRES WERE SELECTED TO OFFICIATE AT THE 17/U AND 19/U NATIONAL NETBALL CHAMPIONSHIPS

228 
NEUTRAL UMPIRES WERE APPOINTED TO 33 AFFILIATED ASSOCIATIONS/ DIVISIONS GRAND FINALS

30 
MATCH DAY MENTORING SESSIONS CONDUCTED ACROSS SOUTH AUSTRALIA

2 
UMPIRES SELECTED IN THE 2017/2018 EMERGING TALENT UMPIRE PROGRAM

BADGING STATISTICS

1  **A** BADGE **11**  **B** BADGES **165**  **C** BADGES

104 NATIONAL C BADGED UMPIRES PARTICIPATED IN THE REGIONAL ACADEMY UMPIRING PROGRAM ACROSS THE EIGHT REGIONS (69% INCREASE IN PARTICIPATION COMPARED TO 2017)

45 REGIONAL UMPIRES WERE TESTED FOR A NATIONAL BADGE. TWO UMPIRES WERE AWARDED A NATIONAL B BADGE AND 43 UMPIRES WERE AWARDED A NATIONAL C BADGE

14 REGIONAL UMPIRES WERE TALENT IDENTIFIED BY NETBALL SA MENTORS WITH MANY OFFICIATING AT STATE TRAINING AND CITY NIGHT DIVISION MATCHES

32 UMPIRES TESTED AT THE PRICELINE PHARMACY COUNTRY CHAMPIONSHIPS WITH 20 UMPIRES SUCCESSFULLY RECEIVING A NATIONAL BADGE (5 B BADGES AND 15 C BADGES)

ADELAIDE THUNDERBIRDS AND ELITE PATHWAYS



ADELAIDE THUNDERBIRDS

The 2018 Suncorp Super Netball (SSN) season proved challenging for the Adelaide Thunderbirds, finishing the season with 14 losses and in eighth position on the ladder.

The team was led by Head Coach Dan Ryan and Assistant Coach Jane Woodlands-Thompson. Leana de Bruin was Captain, with Chelsea Pitman Vice-Captain. Rounding out the Leadership Group was Kate Shimmin, Cathrine Tuivaiti and Fiona Fowler.

Training Partner and South Australian goal attack Charlee Hodges played a significant role in the match day 10, replacing Sasha Glasgow who was sidelined with injury. Jamaican teenager Shimona Nelson was the replacement player for Tuivaiti, with the experienced New Zealand shooter rehabbing from a knee reconstruction until Round 10. In Round 1 Nelson made her SSN debut and proceeded to play all 14 games.

While the team's on-court results were disappointing, there were several individual player highlights, one of which took place prior to Round 1. At the Gold Coast Commonwealth Games, Chelsea Pitman played an influential role in the mid-court for the English Roses and won a gold medal in a one-goal win over the Australian Diamonds. Fiona Fowler represented Scotland and Bongsi Msomi captained South Africa.

Tuivaiti and de Bruin notched up 125 national league caps and Pitman reached 100 in front of a home crowd at Priceline Stadium during the season.

The Round 10 game at the Adelaide Entertainment Centre versus Collingwood Magpies was a memorable match for the club with a great atmosphere. The game was part of the inaugural SSN Indigenous Round, with the competition acknowledging the contribution that Aboriginal and Torres Strait Islander women have made to Australian society. A 5,500-strong crowd showcased South Australia's support of the Adelaide Thunderbirds.

The 2018 Training Partners were Emily Burgess, Chelsea Lemke, Gia Abernethy and Chelsea Blackman.

After two seasons as Head Coach, Round 14 marked Dan's last game in the role. The club acknowledges and thanks Dan for his dedication to the club, which spanned six years. We also thank the support staff for their contributions.

To conclude 2018 the Adelaide Thunderbirds Awards Night was held where Kate Shimmin's outstanding season was recognised, with the defender winning the MVP, Players' Player, Members' and Tanya Denver awards. The Spirit Award was won by Bongsi Msomi.

THE NEW GENERATION

2019 will bring with it a new generation for the Adelaide Thunderbirds. South Australian Tania Obst has returned to the club as Head Coach. With a resume including Assistant Coach at the English Roses and GIANTS Netball, Netball Australia 21/U Head Coach and experience in the South Australian pathways and elite teams, it is very exciting to have Obst lead the program. She will be supported by Assistant Coach Cathy Fellows and former Adelaide Thunderbirds and Australian Diamonds Captain Natalie von Bertouch as Specialist Coach.

With six new players to the 2019 roster, a key recruitment strategy was attracting players who already had established on-court and off-court connections.

The 2019 playing roster boasts some of South Australia's most talented players, all who have been coached by Obst, in Kate Shimmin, Sasha Glasgow, Hannah Petty, Cody Lange and Kelly Altmann, complemented by international calibre players. Chelsea Pitman is joined by Roses teammates Layla Guscoth and Beth Cobden. Jamaican defender Shamera Sterling, who played with Cobden in the English league for Loughborough Lightning, will make her debut in the SSN in 2019. Silver Fern shooter and one of the world's highest profile netballers Maria Folau finalises the playing 10.

Off the court, the Adelaide Thunderbirds and Netball SA's elite pathway teams and athletes received a significant boost with the appointment of a General Manager of Adelaide Thunderbirds and Elite Pathways in Melody Cooper.

The playing group, coaching staff and support team are fiercely committed to the Adelaide Thunderbirds, our fans and South Australia, and are determined to re-establish the club's successful legacy.

ADELAIDE THUNDERBIRDS STAFF FOR 2018 SEASON

General Manager – Adelaide Thunderbirds and Elite Pathways: Melody Cooper

Head Coach: Dan Ryan

Assistant Coach: Jane Woodlands-Thompson & Jane Searle

Operations and Team Manager: Deborah Kassing

Strength & Conditioning Coach: Aden O'Sullivan

Physiotherapist: Scott Smith

Nutritionist: Lauren Stribley

Team Doctor: Dr. Angela Moran

Performance Analyst: Tim Rawlins

Leadership Consultant: Karen Slape

Chaplain: Emma George

OTHER SOUTH AUSTRALIAN PLAYERS CONTRACTED TO SUNCORP SUPER NETBALL TEAMS

Sarah Klau (Swifts)

Natalie Medhurst (Fever)


Maddy Proud (Swifts)

Maddy Turner (Swifts)

Khao Watts (Vixens)



2018 ADELAIDE THUNDERBIRDS TEAM



KAITLYN BRYCE



LEANA DE BRUIN
(CAPTAIN)




FIONA FOWLER



SASHA GLASGOW



CHARLEE HODGES



ABIGAIL LATU-MEAFOU



BONGSI MSOMI



SHIMONA NELSON



HANNAH PETTY



CHELSEA PITMAN
(VICE CAPTAIN)



KATE SHIMMIN



CATHRINE TUIVAITI

DEAKIN UNIVERSITY AUSTRALIAN NETBALL LEAGUE

The Southern Force competes in the Deakin University Australian Netball League (DUANL), the competition underpinning the Suncorp Super Netball (SSN). Selection in the Southern Force is a critical step in the pathway program, bridging the gap between the Netball SA Premier League and the SSN.

Kelly Altmann, the team's Most Valuable Player, was rewarded with an Adelaide Thunderbirds contract, and five players who took the court for the Southern Force during 2018 were selected as an Adelaide Thunderbirds training partner or pathway athlete for 2019.

For the second year the Southern Force just missed out on finals finishing fifth. It was a tough start to the season with the team losing the first five games, however their connections developed and culminated with the team victorious in the last five games of the season.

Head Coach Brian Lines attributed the successes to the significant improvement of Altmann and Chelsea Blackman, with Nyah Allen and Asha Thurlow appearing as standouts in their first year.

SOUTHERN FORCE STAFF

Head Coach: Brian Lines
Assistant Coach: Judy Greenwood
Team Manager: Lorren Atwell
Physiotherapist: Leisa Stringer

SOUTHERN FORCE SQUAD

Sophie Agostino (Oakdale)
 Nyah Allen (Garville)
 Sienna Allen (Garville)
 Kelly Altmann (Oakdale)
 Lucy Armfield (Garville)
 Amelia Basedow (Matrics)
 Elly Cleggett (Oakdale)
 Amelia Day (Garville)
 Georgia Dent (Matrics)
 Rebecca Moyne (Oakdale)
 Maisie Nankivell (Matrics)
 Asha Thurlow (Metro Jets)
 Gia Abernethy (Contax)
 Chelsea Blackman (Contax)
 Emily Burgess (Matrics)
 Charlee Hodges (Contax)
 Chelsea Lemke (Contax)
 Georgie Virgo (Oakdale)

SOUTHERN FORCE LEADERSHIP TEAM

Captain: Gia Abernethy
Vice Captain: Kelly Altmann

NATIONAL SQUADS

After impressing at the National Netball Championships, 12 South Australian 17/U and 19/U players were selected in their respective national squads. Five South Australians playing in the SSN were selected by the national selection panel after demonstrating the capability and potential to progress to the Samsung Diamonds squad within the next three years (2019, 2020, 2021).

17/U

Nyah Allen
 Lucy Austin
 Tahlia Dnistrjanski
 Georgie Horjus
 Georgia Kraft
 Paris Sinclair
 Molly Watson

19/U

Sienna Allen
 Chelsea Blackman
 Georgia Dent
 Maisie Nankivell
 Tyler Orr

TALL ATHLETE

Sienna Allen
 Lucy Austin

NATIONAL TALENT

Sasha Glasgow
 Hannah Petty
 Charlee Hodges
 Maddy Turner
 Maddy Proud

FAST5 AUSTRALIAN TEAM

Sarah Klau
 Maddy Proud

SOUTH AUSTRALIAN SPORTS INSTITUTE

The South Australian Sports Institute (SASI) Netball Program caters for the development and support of local athletes currently or identified as capable of progressing along the netball high performance pathway. Below is the list of current SASI Netball Program scholarship holders. Netball SA thanks SASI for their continued dedication to supporting and developing the state's future netball stars.

CATEGORY 3 COMMONWEALTH


Athletes selected in the Australian Netball Diamonds' team/squad, athletes selected in the National Talent Squad:

- Sasha Glasgow
- Charlee Hodges
- Sarah Klau
- Hannah Petty
- Maddy Proud
- Maddy Turner

CATEGORY 4 DEVELOPING

Athletes in the 21/U national squad, athletes selected in the 19/U national squad and/or identified as developing athletes by the national selectors:

- Sienna Allen
- Chelsea Blackman
- Emily Burgess
- Georgia Dent
- Maisie Nankivell
- Tyler Orr



CATEGORY 5 EMERGING

Athletes in the 17/U national squad, athletes selected in the Tall Athlete Squad and/or identified as emerging athletes by the national selectors:

- Nyah Allen
- Lucy Austin
- Tahlia Dnistrjanski
- Georgie Horjus
- Georgia Kraft
- Paris Sinclair
- Tayla Williams

SASI SCHOLARSHIP TALENT

SASI Scholarship, but are currently not national identified or categorised selectors:

- Ivy-Rose Hughes
- Olivia Watts

17/U AND 19/U STATE TEAMS

The 17/U and 19/U South Australian teams competed at the National Netball Championships hosted by Netball SA in April 2018, with both teams qualifying for the gold medal games played in front of a home crowd at Priceline Stadium.

After trailing by seven goals at quarter-time the 17/U team defeated Victoria 40-26. The win meant the team claimed the elusive 'three-peat' after winning the title in 2016 and 2017. The honours continued for our 17/U team after the final siren with defender Molly Watson named the Most Valuable 17/U Player of the Championships, and Nyah Allen awarded MVP in the gold medal match.

In the 19/U gold medal final, South Australia delivered a gallant performance, however the strong start by Victoria proved too much to rein in, with the final score 31-26. The team finished a great tournament taking the silver medal.



17/U STATE TEAM STAFF

- **Coach:** Lee-Anne Cummins
- **Assistant Coach:** Laura Gilbert (nee Heinrich)
- **Team Manager:** Sharon Kasteliz
- **Physiotherapist:** Chris Williams

17/U STATE TEAM LEADERSHIP GROUP

- **Captain:** Lucy Austin
- **Vice-Captain:** Molly Watson

17/U STATE TEAM SQUAD

- Jordyn Adams (South Gambier)
- Nyah Allen (Garville)
- Lucy Austin (Matrics)
- Casey Bernhardt (Matrics)
- Phoebe Bonner (Garville)
- Tahlia Dnistrjanski (Contax)
- Georgie Horjus (Parndana/Contax)
- Ivy-Rose Hughes (Matrics)
- Georgia Kraft (Matrics)
- Paris Sinclair (Tango)
- Abbey Siviour (Renmark/Garville)
- Molly Watson (North Gambier/Garville)

19/U STATE TEAM STAFF

- **Coach:** Kirsty Leonard-Down
- **Assistant Coach:** Cassie Martin
- **Team Manager:** Jo Whelan
- **Physiotherapist:** Alan Gray

19/U STATE TEAM LEADERSHIP GROUP

- **Captain:** Maisie Nankivell
- **Vice-Captain:** Chelsea Blackman

19/U STATE TEAM SQUAD

- Sophie Agostino (Oakdale)
- Sienna Allen (Garville)
- Helene Altmann (Garville)
- Chelsea Blackman (Contax)
- Amelia Day (Garville)
- Georgia Dent (Matrics)
- Bethany Lane (Contax)
- Maisie Nankivell (Matrics)
- Tyler Orr (Matrics)
- Olivia Watts (Garville)
- Tayla Williams (Contax)
- Mary Wilson (Oakdale)







COMMERCIAL

In 2018 revenue increased by 23% across the programs led by the Commercial department. This was driven by the support and investment of new and existing partners, as well as additional resourcing to the department, which resulted in a greater level of service for sponsorship and membership programs.

The introduction of the Regional Tour was a key highlight. Adelaide Thunderbirds players travelled to Port Lincoln and Port Augusta with a host of commercial partners and engaged our affiliated associations and communities. In future years we look to develop and expand the Regional Tour and the appetite from existing and prospective partners to be involved will enable the concept to grow.

In 2019 the Commercial department will continue to explore new and innovative concepts across the business to evolve and increase revenue.

COMMERCIAL HIGHLIGHTS

-  **23% INCREASE IN REVENUE**
-  **INAUGURAL REGIONAL TOUR**
-  **ELITE MEMBERSHIP INTRODUCED**
-  **17% INCREASE IN TV AUDIENCE**

OUR PARTNERS

2018 saw a further increase in the number of corporate partners aligning with both Netball SA's grassroots and community programs and the Adelaide Thunderbirds.

We are excited to announce our partnership with Priceline Pharmacy has been extended by two years until the end of 2020. Premier Partner Priceline Pharmacy is a passionate advocate of women in sport and their contribution to netball at the elite and grassroots levels allows us to provide greater opportunities to netballers across the state. We thank Priceline Pharmacy for their ongoing support of Netball SA, Adelaide Thunderbirds and Priceline Stadium.

The commitment of Mazda as Major Partner to Netball SA and the sport was highlighted through the introduction of the Mazda Community Netball Grants. The program rewarded six netball clubs with grant

funding to further develop their programs, educate their members or improve club facilities. At the Adelaide Thunderbirds blockbuster game held at the Adelaide Entertainment Centre (AEC), Mazda once again gave away a car to a very excited netball fan.

Major Partner Burbank Homes increased their engagement in 2018 through a range of activations and promotions. Major Partner HomeStart Finance demonstrated their support of regional communities and grassroots clubs hosting four junior clinics, which provided budding netballers access to coaching from Adelaide Thunderbirds players and were well received by the community.

We thank and acknowledge the support and contribution of our valued 2018 Netball SA and Adelaide Thunderbirds partners.



PREMIER



MAJOR



CORPORATE



SUPPLY



MEDIA



CHARITY



ADELAIDE THUNDERBIRDS TICKETING, MATCH DAY ATTENDANCE AND BROADCAST

Six games were played at Priceline Stadium and one at Adelaide Entertainment Centre (AEC) during the 2018 Suncorp Super Netball season. This compared to four games at Priceline and three at Titanium Security Arena in 2017.

The decision was made to reduce the number of games played away from Priceline Stadium due to the inclusion of a match being played at AEC, a venue the Adelaide Thunderbirds had not played at since the 2013 grand final.

Due to the reduction in venue capacity across the season, ticket sales were down 8% year-on-year, however sell-out crowds were recorded at three Priceline Stadium home games and around 5,500 people attended the AEC match.

The cumulative TV audience for Adelaide Thunderbirds games was over 1,078,300, a 17% increase on 2017.

The Brand, Marketing and Communications and Commercial departments worked on enhancing the fan experience from the moment they arrive at the venue. The growth and engagement in the Fan Village prior to the game was exceptional, with new and exciting activations every round from a range of partners. Furthermore, partner content was integrated into in-game activations, which proved very successful for partners and engaged the crowd.

ADELAIDE THUNDERBIRDS MEMBERSHIP

Following feedback from Adelaide Thunderbirds members several changes were made to the 2018 membership program, including the introduction of the 'Elite' membership category.

The one and three game membership offerings were also restructured to allow greater flexibility to our members by selecting their chosen games. These changes highlighted our focus on a greater level of customer service and value adding to our membership categories.



2018 memberships saw a slight reduction to 1,835 in overall membership numbers.

The 2018 membership program has been reviewed and changes are underway to further improve the offering for 2019. An external membership fulfillment agency has been engaged to produce and distribute all membership packs, which will enhance the overall experience for members with a more efficient and professional service.

MERCHANDISE

The Adelaide Thunderbirds merchandise program continues to expand, and we acknowledge partners Champion Systems and Coast 2 Coast for their commitment over the past two seasons.

As part of our continued growth plans, we reviewed the full merchandise program and structure across the Adelaide Thunderbirds and Netball SA. This review has resulted in the appointment of a new supplier – Blackchrome Sportswear – as the official merchandise and apparel supplier of Netball SA and the Adelaide Thunderbirds for the next three years.



BRAND, MARKETING AND COMMUNICATIONS

Now in its second year of operation, Netball SA's Brand, Marketing and Communications (BMC) department continued to service the whole Netball SA business through development and execution of events, social media, marketing and communication campaigns, along with media management and the creation of video content and graphic design.

BRAND, MARKETING AND COMMUNICATION HIGHLIGHTS

BETTER COMMUNICATION AND ENGAGEMENT WITH OUR MEMBERS



NETBALL NEWS

A monthly email newsletter sent to Netball SA members, highlights stories from all corners of the state.



40 YEARS, 40 MEMORIES SOCIAL MEDIA CAMPAIGN

21 December 2017 marked 40 years since Netball SA became an incorporated body. To mark the milestone, we created a social media campaign and asked 40 individuals who have played an integral role in the sport over these years to share their favourite netball memory.



NEW VIDEO RESOURCE

Introduction of a new video resource saw the team significantly improving our engagement with the netball community.



GROWN OUR ONLINE COMMUNITY

ADELAIDE THUNDERBIRDS

41 VIDEOS CREATED **743,100** FACEBOOK REACH

NETBALL SA

7 VIDEOS CREATED **45,600** FACEBOOK REACH



f 46,629
2.4% INCREASE

11,047
4.7% INCREASE

20,463
22.1% INCREASE



f 11,836
13% INCREASE

2,315
6.7% INCREASE



f 4,014
8.9% INCREASE

PROMOTION OF OUR PROGRAMS AND COMPETITIONS

SCHOOL HOLIDAY CLINICS

Rebranding our school holiday clinics to Adelaide Thunderbirds School Holiday Clinics saw a 72% increase in clinic registrations.

NETBALL SA PREMIER LEAGUE

Netball SA Premier League was raised to a new level with new branding.

BENCH OFFICIALS

With the need to increase bench official numbers, marketing collateral was developed.

WORKING WITH OUR COMMERCIAL PARTNERS TO BUILD THEIR BRANDS

MAZDA THUNDERPLAYS

Working with Major Partner Mazda after each Adelaide Thunderbirds home game a 'Mazda Thunderplays' video showcasing three outstanding match moments.



7 MAZDA THUNDERPLAYS VIDEOS CREATED

109,173 FACEBOOK REACH

EVENTS

Netball SA hosted the National Netball Championships in April at Priceline Stadium, which saw the highest calibre of underage athletes in Australia compete and close to 5,300 spectators attend. The enormity of a seven-day competition required the input and support of all staff at Netball SA, which resulted in the delivery of a high standard event.

A key focus was placed on improving the participant and fan experience across all Netball SA and Adelaide Thunderbirds events. With expanded and innovative off-court activations at Adelaide Thunderbirds home games, fans of all ages had opportunities to interact and immerse themselves in the full game day experience.

The Adelaide Thunderbirds Awards Dinner saw the introduction of new award categories, and for the first time celebrated the Southern Force's Deakin University Australian Netball League season. A key focus of the evening was recognising and celebrating past players and coaches of the club with the inclusion of a segment awarding those present with their cap numbers.

The evening was attended by more than 150 guests including club greats, sponsors, members and dignitaries, and held on Friday 31 August at the Adelaide Festival Centre.

The Premier League grand finals were attended by close to 2,000 spectators on Friday 7 September. The annual presentation dinner, this year held at Morphettville Racecourse on Friday 14 September, recognised the achievements and stand-out performances from athletes, coaches and officials across the season. The inaugural Aboriginal and Torres Strait Islander Community Engagement Award was presented in front of more than 240 guests.

Priceline Pharmacy Country Championships saw an expansion to the HomeStart Netball Hub with the introduction of the 'Tent City' and 'Food Alley', which was well received by competitors and spectators across the three-day event, as well as meeting the needs of HomeStart Finance.

Following all key events, surveys were sent to attendees to seek feedback on their experiences. With this research taken on board it will ensure events in 2019 are raised to another level.



CORPORATE SERVICES



OPERATING PERFORMANCE

Netball SA delivered an operating loss of \$193,500 for the 2017/18 financial year, against a budgeted surplus of \$13,000. This operating loss includes \$256,000 in depreciation.

A number of variations in income and expenses occurred across each department compared to budget, but material variations include Affiliation fees down by \$90,000 which included a historical adjustment and lower than budgeted income offset by increase in NetSetGO income, commercial income being down by \$95,000 as a result of Adelaide Thunderbirds ticketing and membership not reaching budget and Stadium hire fees down by \$70,000, which was offset by \$50,000 in entrance fees from hosting the National Championships that was unbudgeted for. \$15,000 of bad debts have also been provided for.

As at 30 September 2018, Netball SA has net assets of \$3,701,596.

Netball SA continues to operate in a prudent way to maximise the use of members' funds in a challenging operating environment. Business efficiencies and improvements continue to be a priority, and the focus for the 2018/19 financial year as we start to implement our new Strategic Plan will be the diversification of revenue streams.

MYNETBALL

 **28%** INCREASE IN ONLINE REGISTRATIONS FROM 2017

MyNetball is a technology platform key to assisting Netball SA's associations and clubs manage their members and competitions. Support is provided to associations and clubs via training and assistance with the database, competition management and website components of MyNetball.

A major upgrade to MyNetball took place in October, which has significantly improved both the user interface and reporting functionality of the system.

Compulsory online registrations in MyNetball commence in 2019 and significant training opportunities have been and will continue to be provided to ensure a smooth transition for associations and clubs.

PRICELINE STADIUM UPGRADE GRANT

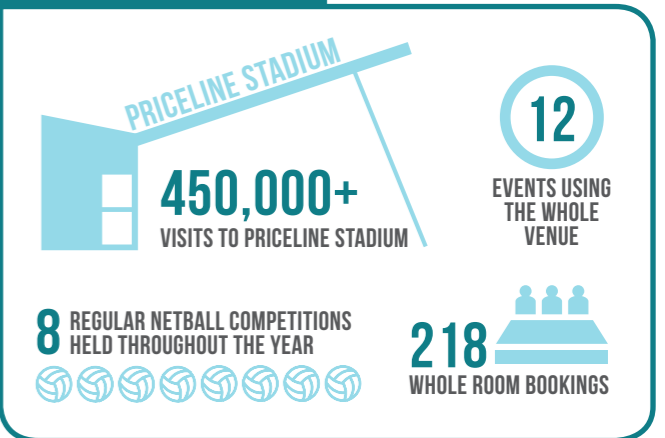
Upgrade works at Priceline Stadium, made possible by the \$6.1 million in grants from the South Australian Government, commenced in late-2017, with a new point-of-sale system introduced allowing for payments via EFTPOS in the stadium's retail outlets.

In late-2018 project management company RCP was appointed to manage key project works. In 2019 works including car park improvements (incorporating line-marking and lighting), player facility upgrades, stadium internal lighting, technology improvements and turnstile solutions will be completed to ensure Priceline Stadium remains a modern netball facility.

The refurbishment of the Netball SA offices is scheduled for completion in January 2019 and is being internally managed by Netball SA.

Netball SA will continue to work with the State Government to secure further funding to improve Priceline Stadium.

STADIUM HIGHLIGHTS





FINANCIAL REPORT

Directors' Report	1
Statement of Comprehensive Income	2
Statement of Financial Position	3
Statement of Changes in Equity	4
Statement of Cash Flows	5
Notes to the Financial Statements	6
Statement by the Directors	18
Independent Auditor's Report	19

SOUTH AUSTRALIAN NETBALL ASSOCIATION INC.

Directors' Report 30 September 2018

Your Directors present their report on the South Australian Netball Association Inc. for the financial year ended 30 September 2018.

The names of the Directors in office at any time during, or since the end of, the year are:

Names

Graeme Gilbert (President)
 Tanya Denning (retired February 2018)
 Glenn Docherty
 Alison Clarke (retired February 2018)
 Nicole Williams
 Steve Nolis
 Steve Olech
 Megan Carter
 Leeanne Grantham
 Michelle Pole (appointed February 2018)
 Caroline Phillips (appointed February 2018)

Principal activities

The principal activity of the association during the financial year was the promotion of netball throughout South Australia, the management of a sporting stadium, and managing the operation of the Adelaide Thunderbirds.

Operating Results

The deficit of the association for the financial year amounted to \$(193,500) (2017: Surplus of \$54,232).

Significant Changes in State of Affairs

No significant changes in the association's state of affairs occurred during the financial year.

After Balance Date Events

No matters or circumstances have arisen since the end of the financial year which significantly affected or may significantly affect the operations of the South Australian Netball Association Inc., the results of those operations or the state of affairs of the South Australian Netball Association Inc. in future financial years.

Signed in accordance with a resolution of the Directors:

Graeme Gilbert
President

Glenn Docherty
Director

SOUTH AUSTRALIAN NETBALL ASSOCIATION INC.

STATEMENT OF COMPREHENSIVE INCOME
FOR THE YEAR ENDED 30 SEPTEMBER 2018

	Note	2018 \$	2017 \$
Income			
Administration		1,468,861	1,703,210
Sponsorship		455,130	352,113
Coaching and Player development		800,945	682,914
Competition		51,497	47,450
Umpiring		51,838	75,863
Thunderbirds		2,025,641	1,903,735
Stadium		1,910,884	1,830,886
	2	<u>6,764,796</u>	<u>6,596,171</u>
Expenses			
Administration		(2,826,678)	(2,486,177)
Coaching and Player development		(462,179)	(451,440)
Competition		(293,857)	(296,939)
Umpiring		(81,226)	(158,127)
Thunderbirds		(2,033,319)	(1,957,880)
Stadium		(1,261,036)	(1,191,377)
	3	<u>(6,958,296)</u>	<u>(6,541,940)</u>
Net Profit/(Loss) attributable to members of the entity		<u>(193,500)</u>	<u>54,232</u>
Other comprehensive income		-	-
Total comprehensive income attributable to members of the entity		<u>(193,500)</u>	<u>54,232</u>

The accompanying notes form part of the financial statements.

SOUTH AUSTRALIAN NETBALL ASSOCIATION INC.

STATEMENT OF FINANCIAL POSITION
AS AT 30 SEPTEMBER 2018

	Note	2018 \$	2017 \$
CURRENT ASSETS			
Cash and cash equivalents	6	7,335,506	2,287,329
Trade and other receivables	7	498,690	455,108
Inventories	8	26,781	23,648
Other current assets	9	188,955	167,708
TOTAL CURRENT ASSETS		<u>8,049,932</u>	<u>2,933,793</u>
NON-CURRENT ASSETS			
Property, plant and equipment	10	2,990,967	3,153,608
Capital work in progress		46,663	10,885
TOTAL NON-CURRENT ASSETS		<u>3,037,630</u>	<u>3,164,493</u>
TOTAL ASSETS		<u>11,087,563</u>	<u>6,098,286</u>
CURRENT LIABILITIES			
Trade and other payables	11	7,142,321	1,991,984
Short-term provisions	12	184,917	114,734
TOTAL CURRENT LIABILITIES		<u>7,327,238</u>	<u>2,106,717</u>
NON-CURRENT LIABILITIES			
Long-term provisions	12	58,728	96,471
TOTAL NON-CURRENT LIABILITIES		<u>58,728</u>	<u>96,471</u>
TOTAL LIABILITIES		<u>7,385,966</u>	<u>2,203,189</u>
NET ASSETS		<u>3,701,596</u>	<u>3,895,096</u>
EQUITY			
Retained earnings		3,301,595	3,495,096
Reserves		400,000	400,000
TOTAL EQUITY		<u>3,701,595</u>	<u>3,895,096</u>

The accompanying notes form part of the financial statements.

SOUTH AUSTRALIAN NETBALL ASSOCIATION INC.

STATEMENT OF CHANGES IN EQUITY
FOR THE YEAR ENDED 30 SEPTEMBER 2018

	Retained Earnings \$	Capital Works Reserve \$	Total \$
2017			
Equity as at beginning of period	3,440,864	400,000	3,840,864
Profit attributable to members	54,232	-	54,232
Equity as at 30 September 2017	<u>3,495,096</u>	<u>400,000</u>	<u>3,895,096</u>
2018			
Equity as at beginning of period	3,495,096	400,000	3,895,096
Profit attributable to members	(193,500)	-	(193,500)
Equity as at 30 September 2018	<u>3,301,595</u>	<u>400,000</u>	<u>3,701,595</u>

The accompanying notes form part of the financial statements.

SOUTH AUSTRALIAN NETBALL ASSOCIATION INC.

STATEMENT OF CASH FLOWS
FOR THE YEAR ENDED 30 SEPTEMBER 2018

	Note	2018 \$	2017 \$
CASH FLOWS FROM OPERATING ACTIVITIES			
Receipts from customers		6,684,288	6,523,760
Payments to suppliers and employees		(8,003,241)	(5,581,616)
Interest received		36,926	13,712
Finance costs		-	-
NET CASH INFLOW FROM OPERATING ACTIVITIES	15	<u>(1,282,027)</u>	955,856
CASH FLOWS FROM INVESTING ACTIVITIES			
Payments for purchase of property, plant and equipment		(125,960)	(109,960)
Capital Grants Received		6,456,164	109,564
NET CASH (OUTFLOW) FROM INVESTING ACTIVITIES		<u>6,330,204</u>	(396)
CASH FLOWS FROM FINANCING ACTIVITIES			
Repayment of borrowings		-	-
Debt relief funding		-	-
NET CASH (OUTFLOW) FROM FINANCING ACTIVITIES		<u>-</u>	<u>-</u>
NET (DECREASE)/INCREASE IN CASH HELD		5,048,177	955,460
Cash at Beginning of Year		<u>2,287,329</u>	1,331,868
Cash at End of Year	6	<u>7,335,506</u>	<u>2,287,329</u>

The accompanying notes form part of the financial statements.

NOTES TO AND FORMING PART OF THE ACCOUNTS
FOR THE YEAR ENDED 30 SEPTEMBER 2018

NOTE 1 - STATEMENT OF SIGNIFICANT ACCOUNTING POLICIES

The financial report is a general purpose financial report that has been prepared in accordance with Accounting Standards, Australian Accounting Interpretations, other authoritative pronouncements of the Australian Accounting Standards Board and the requirements of the Associations Incorporation Act 1985 (SA).

The financial report of South Australian Netball Association Inc complies with all Australian equivalents to International Financial Reporting Standards (AIFRS) in their entirety.

The following is a summary of the material accounting policies adopted by the association in the preparation of the financial report. The accounting policies have been consistently applied, unless otherwise stated.

Reporting Basis and Conventions

The financial report has been prepared on an accruals basis and is based on historical costs modified by the revaluation of selected non-current assets, and financial assets and financial liabilities for which the fair value basis of accounting has been applied.

a) Property, Plant and Equipment

Each class of property, plant and equipment is carried at cost less, where applicable, any accumulated depreciation and impairment losses.

Property

The financial interest in the stadium facility is shown at cost less any accumulated amortisation.

Plant and Equipment

The depreciable amount of all fixed assets excluding building and improvements, is depreciated on a diminishing value basis over their useful lives commencing from the time the asset is held ready for use. The building and improvements are depreciated on a straight line basis. The depreciation rates for each class of depreciable assets are:

Category of Fixed Assets	Depreciation rate
Buildings	2.5%
Plant and equipment	10 - 67%
Motor vehicles	20 - 25%
Office equipment	20 - 40%
Computer equipment	20 - 67%
Improvements	2.5 - 40%

The assets' residual values and useful lives are reviewed and adjusted, if appropriate, at each balance date.

An asset's carrying amount is written down immediately to its recoverable amount if the asset's carrying amount is greater than its estimated recoverable amount.

Gains and losses on disposal are determined by comparing proceeds with carrying amount. These gains and losses are included in the income statement. When revalued assets are sold, amounts included in the revaluation relating to that asset are transferred to retained earnings.

NOTES TO AND FORMING PART OF THE ACCOUNTS
FOR THE YEAR ENDED 30 SEPTEMBER 2018

NOTE 1 - STATEMENT OF ACCOUNTING POLICIES (CONT.)

b) Impairment of Assets

At each reporting date, the association reviews the carrying values of its assets to determine whether there is any indication that those assets have been impaired. If such an indication exists, the recoverable amount of the asset, being the higher of the asset's fair value less costs to sell and value in use, is compared to the asset's carrying value. Any excess of the asset's carrying value over its recoverable amount is expensed to the income statement.

Where it is not possible to determine recoverable amount of an individual asset, the association estimates the recoverable amount of the cash-generating unit to which the asset belongs.

c) Cash and Cash Equivalents

Cash and cash equivalents include cash on hand, deposits held at call with banks, other short-term highly liquid investments with original maturities of three months or less, and bank overdrafts. Bank overdrafts are shown within short-term borrowings in current liabilities on the balance sheet.

d) Financial Instruments**Recognition**

Financial instruments are initially measured at cost on trade date, which includes transaction costs, when the related contractual rights or obligations exist. Subsequent to initial recognition these instruments are measured as set out below.

Financial assets at fair value through profit and loss

A financial asset is classified in this category if acquired principally for the purpose of selling in the short term or if so designated by management and within the requirements of AASB 139: "Recognition and Measurement of Financial Instruments". Derivatives are also categorised as held for trading unless they are designated as hedges. Realised and unrealised gains and losses arising from changes in the fair value of these assets are included in the income statement in the period in which they arise.

Loans and receivables

Loans and receivables are non-derivative financial assets with fixed or determinable payments that are not quoted in an active market and are stated at amortised cost using the effective interest rate method.

Held-to-maturity investments

These investments have fixed maturities, and it is the economic entity's intention to hold these investments to maturity. Any held-to-maturity investments held by the entity are stated at amortised cost using the effective interest rate method.

Available-for-sale financial assets

Available-for-sale financial assets include any financial assets not included in the above categories. Available for-sale financial assets are reflected at fair value. Unrealised gains and losses arising from changes in fair value and losses arising from changes in fair value are taken directly to equity.

NOTES TO AND FORMING PART OF THE ACCOUNTS
FOR THE YEAR ENDED 30 SEPTEMBER 2018

NOTE 1 - STATEMENT OF ACCOUNTING POLICIES (CONT.)

Financial liabilities

Non-derivative financial liabilities are recognised at amortised cost, comprising original debt less principal payments and amortisation.

Fair value

Fair value is determined based on current bid prices for all quoted investments. Valuation techniques are applied to determine fair value for all unlisted securities, including recent arm's length transactions, reference to similar instruments and option pricing models.

Impairment

At each reporting date, the association assesses whether there is objective evidence that a financial instrument has been impaired. In the case of available-for-sale financial instruments, a prolonged decline in the value of the instrument is considered to determine whether an impairment has arisen. Impairment losses are recognised in the income statement.

e) Revenue

Revenue from the sale of goods is recognised upon the delivery of goods to customers.

Interest revenue is recognised on a proportional basis taking into account the interest rates applicable to the financial assets.

All revenue is stated net of the amount of goods and services tax (GST).

f) Goods and services tax (GST)

Revenues, expenses and assets are recognised net of the amount of GST, except where the amount of GST incurred is not recoverable from the Australian Taxation Office. In these circumstances the GST is recognised as part of the cost of acquisition of the asset or as part of an item of the expense. Receivables and payables in the balance sheet are shown inclusive of GST.

Cash flows are presented in the cash flow statement on a gross basis, except for the GST component of investing and financing activities, which are disclosed as operating cash flows.

g) Reserves

This reserve was created in 2011/12. Amounts allocated to this reserve are determined by the board on an annual basis. The funds will primarily be used for capital works.

h) Comparative Figures

When required by Accounting Standards, comparative figures have been adjusted to conform to changes in presentation for the current financial year.

NOTES TO AND FORMING PART OF THE ACCOUNTS
FOR THE YEAR ENDED 30 SEPTEMBER 2018

NOTE 2 - REVENUE AND OTHER INCOME

	2018	2017
	\$	\$
Affiliation fees	1,123,892	1,180,896
Grants & subsidies	710,240	779,333
Sponsorships	1,528,590	1,204,718
Hospitality	554,197	540,194
Facility hire	323,989	326,997
Entrance fees	1,041,053	971,694
Memberships & ticket sales	391,339	433,802
Merchandise sales	41,933	30,383
Interest	36,926	13,712
Competitions, coaching, community education & umpiring	859,516	850,490
Other	153,122	263,954
	6,764,796	6,596,171

NOTE 3 - PROFIT FROM ORDINARY ACTIVITIES

Profit from continuing operations include the following specific expenses that are required to be disclosed by the Australian Accounting Standards:

Cost of sales	234,665	201,479
Depreciation	252,822	265,363
Employee benefits expenses	2,557,535	2,244,128
Finance costs	-	-

NOTE 4 - KEY MANAGEMENT PERSONNEL COMPENSATION

	Short-term benefits Remuneration	Post employment benefits Superannuation	Total
	\$	\$	\$
2018			
Total Compensation	588,250	61,046	649,296
2017			
Total Compensation	543,433	47,601	591,034

NOTE 5 - AUDITOR'S REMUNERATION

	2018	2017
	\$	\$
Remuneration of the auditor for:		
- auditing or reviewing the financial report	9,800	9,500
- other services	2,400	2,400
	12,200	11,900

SOUTH AUSTRALIAN NETBALL ASSOCIATION INC.

NOTES TO AND FORMING PART OF THE ACCOUNTS
FOR THE YEAR ENDED 30 SEPTEMBER 2018

	2018	2017
	\$	\$
NOTE 6 - CASH AND CASH EQUIVALENTS		
Cash on hand	18,290	24,940
Cash at bank	7,317,216	2,262,389
	<u>7,335,506</u>	<u>2,287,329</u>

Reconciliation of cash

Cash at the end of the financial year as shown in the cash flow statement is reconciled to items in the balance sheet as follows:

Cash and cash equivalents	7,258,351	2,208,360
Cash at bank - divisions	77,155	78,969
	<u>7,335,506</u>	<u>2,287,329</u>

NOTE 7 - TRADE AND OTHER RECEIVABLES

	2018	2017
CURRENT		
Trade receivables	506,339	455,108
Provision for Doubtful Debts	(7,649)	-
	<u>498,690</u>	<u>455,108</u>

(i) Credit Risk - Trade and Other Receivables

The association does not have any material credit risk exposure to any single receivable or group of receivables.

The following table details the association's trade and other receivables exposure to credit risk with ageing analysis and impairment provided thereon. Amounts are considered as "past due" when the debt has not been settled within the terms and conditions agreed between the association and the customer. Receivables that are past due are assessed for impairment by ascertaining solvency of the debtor and are provided for where there are specific circumstances indicating that the debt may not be fully repaid to the association.

	Gross Amount	Past due and impaired	Past due but not impaired (days overdue)			Within initial trade terms
			31 -60	61 -90	>90	
	\$	\$	\$	\$	\$	\$
2018						
Trade and other receivables	506,339	-	59,280	38,862	82,379	325,818
Total	<u>506,339</u>	<u>-</u>	<u>59,280</u>	<u>38,862</u>	<u>82,379</u>	<u>325,818</u>
2017						
Trade and other receivables	455,108	-	23,429	34,652	61,610	335,417
Total	<u>455,108</u>	<u>-</u>	<u>23,429</u>	<u>34,652</u>	<u>61,610</u>	<u>335,417</u>

NOTE 8 - INVENTORIES

	2018	2017
	\$	\$
CURRENT		
Merchandise & trading stock	26,781	23,648
	<u>26,781</u>	<u>23,648</u>

SOUTH AUSTRALIAN NETBALL ASSOCIATION INC.

NOTES TO AND FORMING PART OF THE ACCOUNTS
FOR THE YEAR ENDED 30 SEPTEMBER 2018

	2018	2017
	\$	\$
NOTE 9 - OTHER CURRENT ASSETS		
CURRENT		
Prepayments	132,810	72,820
Accrued income	56,145	94,888
	<u>188,955</u>	<u>167,708</u>

NOTE 10 - PROPERTY, PLANT AND EQUIPMENT**LAND AND BUILDINGS**

Financial interest in stadium facility		
Property held out for use - at cost	3,650,143	3,650,143
Less: Accumulated Depreciation	(1,435,014)	(1,343,761)
	<u>2,215,129</u>	<u>2,306,382</u>

Stadium Steel Shelters	226,369	226,369
Less: Accumulated Depreciation	(71,636)	(65,977)
	<u>154,733</u>	<u>160,392</u>

Building Improvements	550,328	550,328
Less: Accumulated Depreciation	(250,615)	(194,843)
	<u>299,713</u>	<u>355,485</u>

Total land and buildings	<u>2,669,575</u>	<u>2,822,259</u>
--------------------------	------------------	------------------

PLANT AND EQUIPMENT

Plant and equipment	392,091	391,044
Less: Accumulated Depreciation	(222,345)	(173,794)
	<u>169,746</u>	<u>217,250</u>

Computer equipment	315,365	234,055
Less: Accumulated Depreciation	(220,285)	(181,898)
	<u>95,080</u>	<u>52,157</u>

Furniture, fixtures and fittings	316,556	308,733
Less: Accumulated Depreciation	(264,806)	(253,097)
	<u>51,750</u>	<u>55,636</u>

Motor Vehicles	47,958	47,958
Less: Accumulated Depreciation	(43,143)	(41,652)
	<u>4,815</u>	<u>6,306</u>

Total plant and equipment	<u>321,392</u>	<u>331,349</u>
---------------------------	----------------	----------------

Total property, plant and equipment	<u>2,990,967</u>	<u>3,153,608</u>
-------------------------------------	------------------	------------------

SOUTH AUSTRALIAN NETBALL ASSOCIATION INC.

NOTES TO AND FORMING PART OF THE ACCOUNTS
FOR THE YEAR ENDED 30 SEPTEMBER 2018

	2018	2017
	\$	\$
NOTE 11 - TRADE AND OTHER PAYABLES		
CURRENT		
Unsecured		
Trade payables	268,692	120,196
Sundry payables and accrued expenses	379,253	385,120
Income in advance	38,211	1,377,103
Grants in advance	6,456,164	109,564
	7,142,321	1,991,984

NOTE 12 - PROVISIONS

Opening balance at 1 October 2017	211,205
Additional provisions	189,820
Taken during the year	(157,380)
At 30 September 2018	243,645

Employee Entitlement	\$
Opening balance at 1 October 2017	211,205
Additional provisions	189,820
Taken during the year	(157,380)
At 30 September 2018	243,645

Analysis of Total Provisions

Current	184,917	114,734
Non-current	58,728	96,471
	243,645	211,205

NOTE 13 - RELATED PARTY TRANSACTIONS

The South Australian Netball Association has made payments on normal commercial terms to members of the Board for coaching and umpiring duties and workshop presentations undertaken during the year.

NOTE 14 - SEGMENT REPORTING

The Association operates in the sporting sector within South Australia.

NOTE 15 - CASH FLOW INFORMATION

Reconciliation of Cash Flow from Operations with Profit after Income Tax

	2018	2017
	\$	\$
Net profit for the period	(193,500)	54,232
Non-cash flows in profit from ordinary activities		
Depreciation	252,822	265,363
Changes in Assets and Liabilities		
(Increase)/Decrease in receivables and prepayments	(43,582)	(58,700)
(Increase)/Decrease in other current assets	(21,247)	(115,294)
(Increase)/Decrease in inventories	(3,134)	(2,532)
Increase/(Decrease) in payables and accruals	(1,305,827)	817,447
Increase/(Decrease) in provisions	32,441	(4,660)
Cashflow from operations	(1,282,027)	955,856

SOUTH AUSTRALIAN NETBALL ASSOCIATION INC.

NOTES TO AND FORMING PART OF THE ACCOUNTS
FOR THE YEAR ENDED 30 SEPTEMBER 2018

NOTE 10 - PROPERTY, PLANT AND EQUIPMENT (CONT)

a) Movement in Carrying amount

Movement in the carrying amounts for each class of property, plant and equipment between the beginning and the end of the current financial year.

	Buildings & Building improvements	Plant and equipment	Computer equipment	Furniture, fixtures & fittings	Motor Vehicles	Stadium Steel Shelters	Total
	\$	\$	\$	\$	\$	\$	\$
Balance at beginning of the year	2,661,867	233,066	52,157	39,820	6,306	160,392	3,153,608
Additions	-	1,047	81,311	7,823	-	-	90,181
Depreciation expense	(147,025)	(48,551)	(38,387)	(11,709)	(1,491)	(5,659)	(252,822)
Carrying amount at the end of year	2,514,842	185,562	95,081	35,934	4,815	154,733	2,990,967

NOTE 16 - FINANCIAL INSTRUMENTS

Financial Risk Management

The association's financial instruments consist mainly of deposits with banks, local money market instruments, short-term investments, accounts receivable and payable.

The association does not have any derivative instruments at 30 September 2018.

(a) Financial Risks

The main risks the association is exposed to through its financial instruments are interest rate risk, liquidity risk and credit risk.

Interest rate risk

Interest rate risk is managed with a fixed rate debt when applicable, there was no interest bearing liabilities at balance date.

Liquidity risk

The association manages liquidity risk by monitoring forecast cash flows.

Credit risk

The maximum exposure to credit risk, excluding the value of any collateral or other security, at balance date to recognised financial assets, is the carrying amount, net of any provisions for impairment of those assets, as disclosed in the balance sheet and notes to the financial statements.

SOUTH AUSTRALIAN NETBALL ASSOCIATION INC.

NOTES TO AND FORMING PART OF THE ACCOUNTS
FOR THE YEAR ENDED 30 SEPTEMBER 2018

NOTE 16 - FINANCIAL INSTRUMENTS (CONT.)

(b) Interest Rate Risk

The association's exposure to interest rate risk, which is the risk that a financial instrument's value will fluctuate as a result of changes in market interest rates and the effective weighted average interest rates on classes of financial assets and financial liabilities, is as follows:

	Weighted Average Effective Interest Rate		Interest Bearing		Non-interest Bearing		Total	
	2018	2017	2018	2017	2018	2017	2018	2017
	%	%	\$	\$	\$	\$	\$	\$
Financial Assets								
Cash and cash equivalents	1.07	1.03	7,317,216	2,262,389	18,290	24,940	7,335,506	2,287,329
Trade and other receivables	-	-	-	-	498,690	455,108	498,690	455,108
Total Financial Assets			7,317,216	2,262,389	516,980	480,048	7,834,196	2,742,437
Financial Liabilities:								
Trade and sundry creditors	-	-	-	-	268,692	120,196	268,692	120,196
Borrowings	-	-	-	-	-	-	-	-
Total Financial Liabilities			-	-	268,692	120,196	268,692	120,196

NOTE 16 - FINANCIAL INSTRUMENTS (CONT.)

(c) Net Fair Value

The net fair value of cash and cash equivalents and non-interest bearing monetary financial assets and liabilities of the entity approximates their carrying amount.

(d) Sensitivity Analysis

The Association has performed a sensitivity analysis relating to its exposure to interest rate risk at balance date, noting no interest bearing liabilities at this time. As the majority of interest rates are low floating rates or short term fixed rates, fluctuation in interest rates with all other variables assumed uncharged, would not be considered to be material.

NOTE 17 - NEW ACCOUNTING STANDARDS AND INTERPRETATIONS

An assessment of Accounting Standards issued by the AASB that are not yet mandatorily applicable and their potential impact on the association when adopted in future periods is discussed below:

AASB 16 : *Leases* (applicable to annual reporting periods beginning on or after 1 January 2019). When effective, this Standard will replace the current accounting requirements applicable to leases in AASB 117 : *Leases and related Interpretations*. AASB 16 introduces a single lessee accounting model that eliminates the requirement for leases to be classified as operating or finance leases.

The main changes introduced by the new Standard are as follows:

- recognition of a right-of-use asset and liability for all leases (excluding short-term leases with less than 12 months of tenure and leases relating to low-value assets);
- depreciation of right-of-use assets in line with AASB 116 : *Property, Plant and Equipment* in profit or loss and unwinding of the liability in principal and interest components;
- inclusion of variable lease payments that depend on an index or a rate in the initial measurement of the lease liability using the index or rate at the commencement date;
- application of a practical expedient to permit a lessee to elect not to separate non-lease components and instead account for all components as a lease; and
- inclusion of additional disclosure requirements.

The transitional provisions of AASB 16 allow a lessee to either retrospectively apply the Standard to comparatives in line with AASB 108 : *Accounting Policies, Changes in Accounting Estimates and Errors* or recognise the cumulative effect of retrospective application as an adjustment to opening equity on the date of initial application.

Although members of the committee anticipate that the adoption of AASB 16 will impact the association's financial statements, it is impracticable at this stage to provide a reasonable estimate of such impact.

NOTE 17 - NEW ACCOUNTING STANDARDS AND INTERPRETATIONS (CONT.)

AASB 15: *Revenue from Contracts with Customers* and AASB 1058 : *Income of Not-for-Profit Entities* (applicable to annual reporting periods beginning on or after 1 January 2019).

This Standard is applicable to transactions that do not arise from enforceable contracts with customers involving performance obligations.

The significant accounting requirements of AASB 1058 are as follows:

- Income arising from an excess of the initial carrying amount of an asset over the related contributions by owners, increases in liabilities, decreases in assets and revenue should be immediately recognised in profit or loss. For this purpose, the assets, liabilities and revenue are to be measured in accordance with other applicable Standards.
- Liabilities should be recognised for the excess of the initial carrying amount of a financial asset (received in a transfer to enable the entity to acquire or construct a recognisable non-financial asset that is to be controlled by the entity) over any related amounts recognised in accordance with the applicable Standards. The liabilities must be amortised to profit or loss as income when the entity satisfies its obligations under the transfer.

An entity may elect to recognise volunteer services or a class of volunteer services as an accounting policy choice if the fair value of those services can be measured reliably, whether or not the services would have been purchased if they had not been donated. Recognised volunteer services should be measured at fair value and any excess over the related amounts (such as contributions by owners or revenue) immediately recognised as income in profit or loss.

The transitional provisions of this Standard permit an entity to either: restate the contracts that existed in each prior period presented in accordance with AASB 108 (subject to certain practical expedients); or recognise the cumulative effect of retrospective application to incomplete contracts on the date of initial application. For this purpose, a completed contract is a contract or transaction for which the entity has recognised all of the income in accordance with AASB 1004 : *Contributions*.

Although members of the committee anticipate that the adoption of AASB 1058 may have an impact on the association's financial statements, it is impracticable at this stage to provide a reasonable estimate of such impact.

NOTE 18 - ASSOCIATION DETAILS

The registered office of the association is:

South Australian Netball Association Inc
155 Railway Terrace
Mile End South SA 5031

Statement by the Directors

In the opinion of the Directors the financial report as set out on pages 2 to 17:

- 1 Presents a true and fair view of the financial position of South Australian Netball Association Inc as at 30 September 2018 and its performance for the year ended on that date in accordance with the Australian Accounting Standards, mandatory professional reporting requirements and other authoritative pronouncements of the Australian Accounting Standards Board.
- 2 At the date of this statement, there are reasonable grounds to believe that South Australian Netball Association Inc will be able to pay its debts as and when they fall due.

The Directors further state that the following related party transactions occurred during the financial year:

- 1 Mr G Gilbert (President) received payments on normal commercial terms for umpiring duties undertaken throughout the year.
- 2 Ms M Carter received payments on normal commercial terms as a coaching course presenter and and mentor coach for the Regional Academies.

This statement is made in accordance with a resolution of the Directors and is signed for and on behalf of the Directors by:



Graeme Gilbert
President



Glenn Docherty
Director

Dated this 30th day of November, 2018

Bentleys SA Audit Partnership

Level 2
139 Frome Street
Adelaide SA 5000

GPO Box 939
Adelaide SA 5001

ABN 43 877 091 903

T +61 8 8372 7900
F +61 8 8372 7999

admin@adel.bentleys.com.au
bentleys.com.au

**INDEPENDENT AUDITOR'S REPORT
TO THE MEMBERS OF SOUTH AUSTRALIAN
NETBALL ASSOCIATION INC.**

Opinion

We have audited the accompanying financial report of South Australian Netball Association Inc., which comprises the statement of financial position as at 30 September 2018 and the statement of comprehensive income, statement of changes in equity, statement of cash flows for the year ended on that date, a summary of significant accounting policies and other explanatory notes and the statement by Board of Management.

In our opinion:

The financial report of South Australian Netball Association Inc. is in accordance with the Associations Incorporation Act (SA) 1985, including:

- i. giving a true and fair view of the association's financial position as at 30 September 2018 and of its performance for the year ended on that date; and
- ii. complying with Australian Accounting Standards (including the Australian Accounting Interpretations and the Associations Incorporation Act (SA) 1985.

Basis for Opinion

We conducted our audit in accordance with Australian Auditing Standards. Our responsibilities under those standards are further described in the Auditor's Responsibilities for the Audit of the Financial Report section of our report. We are independent of the South Australian Netball Association Inc in accordance with the ethical requirements of the Accounting Professional and Ethical Standards Board's APES 110 Code of Ethics for Professional Accountants (the Code) that are relevant to our audit of the financial report in Australia. We have also fulfilled our other ethical responsibilities in accordance with the Code. We believe that the audit evidence we have obtained is sufficient and appropriate to provide a basis for our opinion.

Responsibilities of Management and Those Charged with Governance for the Financial Report

Management is responsible for the preparation and fair presentation of the financial report in accordance with Australian Accounting Standards, and for such internal control as management determines is necessary to enable the preparation of the financial report that is free from material misstatement, whether due to fraud or error.

In preparing the financial report, management is responsible for assessing the association's ability to continue as a going concern, disclosing, as applicable, matters related to going concern and using the going concern basis of accounting unless management either intends to liquidate the association or to cease operations, or has no realistic alternative but to do so.

Those charged with governance are responsible for overseeing the association's financial reporting process.

Auditor's Responsibilities for the Audit

Our objectives are to obtain reasonable assurance about whether the financial report as a whole is free from material misstatement, whether due to fraud or error, and to issue an auditor's report that includes our opinion. Reasonable assurance is a high level of assurance, but is not a guarantee that an audit conducted in accordance with Australian Auditing Standards will always detect a material misstatement when it exists. Misstatements can arise from fraud or error and are considered material if, individually or in the aggregate, they could reasonably be expected to influence the economic decisions of users taken on the basis of the financial report.

A further description of our responsibilities for the audit of the financial report is located at the Auditing and Assurance Standards Board website at: <http://www.auasb.gov.au/Home.aspx>. This description forms part of our auditor's report.

BENTLEYS SA AUDIT PARTNERSHIP



DAVID PAPA
Partner

Dated at Adelaide this 30th day of November 2018



NETBALL SOUTH AUSTRALIA

Priceline Stadium, 155 Railway Terrace,
Mile End South SA 5031
(08) 8238 0500
info@netballsa.asn.au
sa.netball.com.au

