

# 2019 ANNUAL REPORT







# CONTENTS

From the President	4
From the CEO	6
2019 Snapshot	8
Strategic Direction	9
Board of Directors	10
Volunteers	11
Life Members	12
Associations/Divisions and Presidents	13
Netball	14
Adelaide Thunderbirds and Elite Pathways	24
Commercial	30
People and Culture	36
Corporate Services	38
Financial Report	39



# FROM THE PRESIDENT



**Graeme Gilbert**  
President  
Netball SA

For Netball SA, 2019 has been a significant time of change that has brought with it both new challenges, as well as exciting opportunities.

We are pleased to have welcomed Bronwyn Klei to the role of CEO, having commenced in March 2019. Bronwyn brings with her a wealth of commercial experience, and an extensive and active link with grassroots netball. We are confident in Bronwyn and the leadership team's ability to continue to move netball forward into the future. I extend my sincere thanks and appreciation to Ben Scales for his valuable contribution as Netball SA CEO over the previous years.

This year we also welcomed Tania Obst back into the Adelaide Thunderbirds environment and are pleased with the strong foundations being laid at the club positions itself as fiercely competitive. The elite Suncorp Super Netball (SSN) league is an important commercial product designed to attract important investment back into netball. Therefore, it remains one of our most crucial marketing tools in attracting people to our sport and continuing to the grow the game.

## LEADING THE WAY

As you will see in reading this year's report, there is so much to be celebrated, particularly in the tremendous success of our grassroots programs on the national stage. With both our U/17 and U/19 State Teams winning national titles earlier this year, and our Rubies winning gold at the One Netball Marie Little OAM Shield, these were certainly highlights of the year.

Despite the increasingly competitive women's sport environment, we are proud to have retained our

position as the number one team sport for women and girls in South Australia. Our leading position was again confirmed in the latest AusPlay report released by Sport Australia in June 2019. South Australia's engagement rates proved strong, with the highest participation rate of 3.9%. We also boast the highest percentage of people who identify netball as the sport they most strongly associate with.

## OPERATING PERFORMANCE

The current operating environment continues to provide us with challenges. Our operating loss of \$392,843 has prompted us to review all aspects of our operations, critically review our spending and explore new opportunities to diversify our revenue streams. We thank all our members for their ongoing support as we navigate these times, but we are confident that the steps we have put in place will help ensure the sustainability of our operations and netball as a whole.

## PART OF SOMETHING BIGGER

I acknowledge and thank my fellow members of the Netball SA Board who generously volunteer their time to help lend their expertise to governing netball in South Australia. I am grateful for the passion each brings to their role and their enthusiasm in driving success for our sport.

I thank Nicole Williams for her contribution to the Netball SA Board over the last four years. Nicole opted not to seek re-election for the position at the end of her last term in February 2019, opening up the new opportunity for Julianne Cirson, who joined at this time. Julianne brings to the role 20 years of experience

in South Australian Government with expertise in the implementation of strategy, governance and change management.

Thank you to all the members of the Audit and Risk Committee, the Adelaide Thunderbirds Advisory Commission, Foundation Division Committees and Country Championships Organising Committee and our Council Delegates for their commitment to these important areas.

I also offer a special thanks to our broader volunteer network – without this overwhelming passion and support for our sport we simply could not achieve what we do in our community programs, grassroots and the elite level.

On behalf of all members, I thank the Netball SA staff for the daily dedication and expertise they provide our netball community.

To all involved with netball in across South Australia, I hope it continues to enhance and connect your communities. We look forward to what 2020 brings as we all work together to continue to grow our great game.

**Graeme Gilbert**  
President  
Netball SA

“ WE ARE PROUD TO HAVE RETAINED OUR POSITION AS THE NUMBER ONE TEAM SPORT FOR WOMEN AND GIRLS IN SA. ”





# FROM THE CEO



**Bronwyn Klei**  
Chief Executive Officer  
Netball SA

This year I was proud to join Netball SA as the new CEO.

Netball has always been a great passion of mine. I started playing as a child and all this time later I am still playing and umpiring, having also spent a number of years as President of my club and association. It is because of this experience that I genuinely believe in the power of netball and its ability to enrich individuals, enhance communities and inspire generations.

My first few months have been extremely busy, but I must say it has been an honour to meet so many of you – our members - from all corners of our incredible netball community. I look forward to meeting many more of you and working together to enhance and elevate this great sport of ours.

## PROJECT BLOOM

While netball will always be a major sport in Australia, the landscape of sport is undoubtedly changing. Women and girls have never been more blessed with opportunities in sport than they are right now and along with the rest of the national sporting community, we celebrate this victory for women across our country. However, while the rise of women in sport is exciting, we must not become complacent in our leading position.

In 2019, after careful analysis, we have begun 'Project Bloom' - the re-invigoration of netball in South Australia. To help netball thrive throughout South Australia, I strongly believe we have to deliver on six key elements:

- Financial stability
- Growing the game
- Strong brand and voice
- National success
- Government investment
- Ensuring our sport is a place where people can thrive and grow

We are now putting in place the internal and external systems we need to help ensure we are progressing on all fronts.

For example, since joining Netball SA, I have been actively lobbying the government for additional investment into Priceline Stadium. The stadium was first built 25 years ago and is now proudly the second most visited sporting venue in South Australia, with more than 450,000 people from across the state passing through its doors each year.

Three years ago, Netball SA lodged a business case with the South Australian Government for a \$20 million grant. We received \$6 million for some improvements, which are now being carried out. But we could do wonders with the rest - and more - so I continue to actively pursue this agenda.

However, I am very aware that netball does not begin and end at Priceline Stadium. It grows from the grassroots deep within our community. Therefore, regional visits have been and will remain a priority for myself and the wider team. We are here to support all our players, clubs and associations.



## SUPER NETBALL

Under the leadership of Head Coach, Tania Obst, the new generation of Adelaide Thunderbirds proved themselves a rising force in the best netball competition in the world.

The exciting 2019 roster featured a compelling composition of local and international talent, who were all proud to wear the Adelaide Thunderbirds dress and fiercely represent our club and state.

This year, we partnered with the Northern Territory Government, to host the first ever SSN game held in the Territory.

We also hosted yet another blockbuster game at the Adelaide Entertainment Centre, and with a broadcast audience of more than 162,000, it was the most viewed match of the minor round for the entire league.

Five of our athletes also proudly represented their countries in the 2019 Vitality Netball World Cup in Liverpool.

## NATIONAL GLORY

What an outstanding year it has been for victories on the national front. Both the 17/U and 19/U state teams took out gold at the National Championships - the first time in 16 years a state has claimed both titles in a tournament. This means South Australia are now proud national champions in the U/15, 17/U and 19/U age groups. An amazing outcome we can all be proud of.

Adding to our success on the national stage, the South Australian Rubies also won gold in an outstanding performance in 2019 One Netball Marie Little OAM Shield.

Each triumph is a magnificent testament to the talent that exists across our state.

We are continuing to develop netball's rising stars through the Netball SA Academy Program. This year we

“ WE ARE HERE TO SUPPORT ALL OUR PLAYERS, CLUBS AND ASSOCIATIONS ”

were pleased to have introduced a new and improved format for the Mellor Olsson Academy Games, which saw the introduction of a skills day to help further player development.

Finally, in an incredible achievement for umpiring this year, for first time since 1986, a South Australian received All Australian (AA) umpiring status, with Georgina Sulley-Beales earning this prestigious accreditation.



## STRONGER TOGETHER

On behalf of Netball SA and the Adelaide Thunderbirds, I thank all our partners for their generous contribution to our sport. I further extend my thanks to the elaborate network that brings netball to life across South Australia; our 34,000+ members, state and federal governments, Netball Australia, the Netball SA Board, staff, volunteers, coaches, officials, administrators and committee members.

Together, we will continue to connect communities and empower everyone involved in our wonderful sport to shine.

**Bronwyn Klei**  
Chief Executive Officer  
Netball SA



# 2019 SNAPSHOT

**NETBALL REMAINS #1**  
TEAM SPORT FOR WOMEN AND GIRLS IN SOUTH AUSTRALIA

**PRICELINE STADIUM**  
**450,000+**  
VISITS TO PRICELINE STADIUM

**34,699** NETBALL SA MEMBERS  
4.2% INCREASE FROM 2018

**43** AFFILIATED ASSOCIATIONS/DIVISIONS

**430** AFFILIATED CLUBS WITHIN THOSE ASSOCIATIONS/DIVISIONS

**1,217**  
PEOPLE PLAYED OR OFFICIATED DURING THE PRICELINE PHARMACY COUNTRY CHAMPIONSHIPS

**216** ATHLETES IN THE ACADEMY PROGRAM

**240** PLAYERS PARTICIPATED IN PREMIER LEAGUE

**330** STUDENTS PARTICIPATED IN THUNDER CUP

**14** SOUTH AUSTRALIAN ABORIGINAL SPORTS TRAINING ACADEMY (SAASTA) STUDENTS GRADUATED FROM THE ABORIGINAL NETBALL ACADEMY

**4,412** CHILDREN PARTICIPATED IN NETSETGO  
10% INCREASE IN APPROVED CENTRES

**1,284** ADELAIDE THUNDERBIRDS SCHOOL HOLIDAY CLINICS PARTICIPANTS  
5% INCREASE FROM 2018

**SOUTH AUSTRALIA BRINGING HOME THE GOLD**

**17/U STATE TEAM**  
BECAME NATIONAL CHAMPIONS FOR THE FOURTH YEAR IN A ROW

**19/U STATE TEAM**  
WON GOLD AT THE NATIONAL NETBALL CHAMPIONSHIPS

**SA RUBIES**  
WON GOLD AT THE ONE NETBALL MARIE LITTLE OAM SHIELD

**FIRST NATIONAL AA BADGE**  
AWARDED TO A SOUTH AUSTRALIAN IN 33 YEARS

**193** UMPIRES RECEIVED A NATIONAL BADGE

**6** BENCH OFFICIALS WERE ASSESSED AND AWARDED A BENCH OFFICIAL ACCREDITATION

**381** COACHING ACCREDITATIONS AWARDED

**1,376** ADELAIDE THUNDERBIRDS MEMBERS  
9% INCREASE FROM 2018

GROSS TV VIEWERSHIP FOR ADELAIDE THUNDERBIRDS GAMES OF OVER  
**689,000**  
45% INCREASE FROM 2018

**21,702** FANS ATTENDED ADELAIDE THUNDERBIRDS HOME GAMES  
10% INCREASE FROM 2018

**11** SOUTH AUSTRALIAN ATHLETES WERE IN THE ADELAIDE THUNDERBIRDS TEAM OR WERE TRAINING PARTNERS

**10** SOUTH AUSTRALIAN ATHLETES CONTRACTED TO A SUNCORP SUPER NETBALL SQUAD

**TWO** SOUTH AUSTRALIAN ATHLETES DEBUTED FOR THE AUSTRALIAN DIAMONDS

# STRATEGIC DIRECTION

## OUR PURPOSE

"We provide opportunities to **enrich lives** through the **power of our sport.**"

## OUR 2021 AMBITION

"We are a **successful, respected, and influential** sporting organisation."

## OUR STRATEGIC PILLARS




**PARTICIPATION AND DEVELOPMENT**



**ELITE PATHWAYS**



**INFLUENCING, PARTNERSHIPS AND SUSTAINABILITY**



**PRICELINE STADIUM**



**ADELAIDE THUNDERBIRDS**



# BOARD OF DIRECTORS



**PRESIDENT**

**Graeme Gilbert**  
Feb 2001 – 2008 (Director)  
Feb 2009 – Present (President)



**DIRECTOR**

**Megan Carter**  
Aug 2016 – present



**DIRECTOR**

**Julianne Cirson**  
Feb 2019 – present



**DIRECTOR**

**Glenn Docherty**  
Feb 2012 – present



**DIRECTOR**

**Leeanne Grantham**  
Jun 2017 – present



**DIRECTOR**

**Steve Nolis**  
Feb 2016 – present



**DIRECTOR**

**Steve Olech**  
Feb 2016 – present



**DIRECTOR**

**Caroline Phillips**  
Feb 2018 – present



**DIRECTOR**

**Michelle Pole**  
Feb 2018 – present



**DIRECTOR**

**Nicole Williams**  
Feb 2015 – Feb 2019

# VOLUNTEERS

A sincere thank you is extended to all the volunteers across netball, whose tremendous dedication to our sport forms the backbone of our community.

With thousands of people participating in netball across the entire state, this simply would not be possible without the support of the magnificent volunteer network within our clubs and associations. These individuals work tirelessly donating their precious time so we can all enjoy more of our great sport.

Netball SA thank the volunteers who supported us in the Adelaide Thunderbirds, community programs and grassroots environments this year. We also thank the many students who contributed through work experience programs.

This year to mark National Volunteer Week, we are pleased to have recognised our volunteers at the Round 5, SSN game against the Firebirds.





# LIFE MEMBERS

Netball SA Life Membership is awarded for outstanding voluntary service on a state level in the areas of playing, coaching, umpiring or administration. We are grateful to all the life members who have dedicated themselves to the service of our sport.

<b>1941</b>	Lorna Ryan*	<b>1975</b>	Joan Horner*
<b>1945</b>	Gwen Patterson (Benzie)*	<b>1976</b>	Chris Burton
<b>1946</b>	Greta Crane*	<b>1977</b>	Jocelyn Bayly
<b>1946</b>	Clara Rankin*	<b>1980</b>	Robin Smith
<b>1946</b>	Anne Stanton*	<b>1982</b>	Nadia Marmach*
<b>1946</b>	Alice Spilsbury*	<b>1983</b>	Betty Fisher
<b>1952</b>	Mary White*	<b>1984</b>	Patricia Courtney
<b>1952</b>	Mavis Nunn*	<b>1984</b>	Jan Summers
<b>1954</b>	Selena Pomeroy*	<b>1987</b>	Lorne Sutherland*
<b>1954</b>	Jeanette Hargrave*	<b>1987</b>	Jeanette Fryar
<b>1954</b>	Merle Oldham (Potter)*	<b>1987</b>	Yvonne Battersby
<b>1954</b>	Joy Sheridan (Dundon)*	<b>1989</b>	Valerie Wright
<b>1956</b>	Fay Dumont*	<b>1990</b>	Margaret Angove
<b>1958</b>	Marcia Gray (Hepworth)*	<b>1990</b>	Bronwyn Roberts
<b>1958</b>	Lois Quarrell*	<b>1992</b>	Marlene Pressley
<b>1959</b>	Mavis Buckingham (Scott)*	<b>1993</b>	Yolanda Cannizzaro
<b>1959</b>	Millie Cakebread*	<b>1993</b>	Barbara Martin
<b>1959</b>	Alice Rice*	<b>1995</b>	Raechel May*
<b>1959</b>	Dawn White	<b>1995</b>	Marlene Lang
<b>1961</b>	Muriel Wallace*	<b>1999</b>	John Belton*
<b>1961</b>	Glenda West*	<b>1999</b>	Nathalie McRae*
<b>1961</b>	Gertrude Law*	<b>2000</b>	Wendy Gambling
<b>1964</b>	Margaret Cahill*	<b>2002</b>	Ron Blake*
<b>1968</b>	Pauline Harrison*	<b>2004</b>	Pam Brown
<b>1968</b>	Iris Rodgers*	<b>2006</b>	Jackie Blyth
<b>1968</b>	Avis Boyce*	<b>2006</b>	Jan Sutherland
<b>1969</b>	Sylvia McCubbin*	<b>2012</b>	Lee-Anne Cummins
<b>1973</b>	Daphne Todd*	<b>2013</b>	Allan Wright
<b>1975</b>	Elizabeth Slarks*	<b>2019</b>	Dawn Reid
<b>1975</b>	Shirley Cox		

\*Note: deceased

# ASSOCIATIONS/DIVISIONS PRESIDENTS

1. **Adelaide Plains**  
President: Sally Fritz
2. **Adelaide Metro Netball Division**  
President: Peter Mazzachi
3. **Barossa, Light & Gawler**  
President: Katrina Frederick
4. **Barmera District Junior**  
President: Jodie Moore
5. **Broken Hill**  
President: Parree Cadd
6. **City Night**  
President: Barbara Martin
7. **Eastern Eyre**  
President: Mignon Dunn
8. **Elizabeth**  
President: Lois Scaife
9. **Far West**  
President: Sonya Coleman
10. **Gawler & Districts**  
President: Kylie Forby
11. **Great Flinders**  
President: Kate Murnane
12. **Great Southern**  
President: Kirsten Adams
13. **Hills**  
President: Melanie Madsen
14. **Kadina & Districts**  
President: Cherry Wright
15. **Kangaroo Island**  
President: Alana Hinton
16. **Kowree Naracoorte Tatiara**  
President: Georgia Cadzow
17. **Loxton Junior**  
President: Michelle Pannell
18. **Mallee**  
President: Hannah Loller
19. **Mid Hills**  
President: Leanne Challans
20. **Mid South East**  
President: Sara Gray
21. **Mid West**  
President: Reanna Freeman
22. **Mount Gambier**  
President: Yvette Holmes
23. **Murray Bridge**  
President: Dot Temby
24. **Naracoorte**  
President: Kristy Jones
25. **North Eastern**  
President: Sonya Wilsdon
26. **Northern Areas**  
President: Mary Hewett
27. **Port Augusta**  
President: Beaudine Dalla Santa
28. **Port Lincoln**  
President: Emma Brewster
29. **Port Pirie**  
President: Abby Zubrinich
30. **Renmark Paringa Junior**  
President: Emma Britton
31. **River Murray**  
President: Anne Male
32. **Riverland**  
President: Meegan Frost
33. **Riverland Independent**  
President: Elouise Stalenberg
34. **Roxby Downs**  
President: Kate Pederson
35. **SA Districts**  
President: John Adams
36. **SA Men's and Mixed**  
President: Steve McInnes
37. **Southern Hills**  
President: Ellen Ling
38. **Southern United**  
President: Helen Meynell
39. **Southern Yorke Peninsula**  
President: Tricia Harris
40. **Waikerie & Districts Junior**  
President: Belinda Steinert
41. **Western Border**  
President: Jodie Johnston
42. **Whyalla**  
President: Kelly Hyslop
43. **Yorke Peninsula**  
President: Sue Brown





# NETBALL

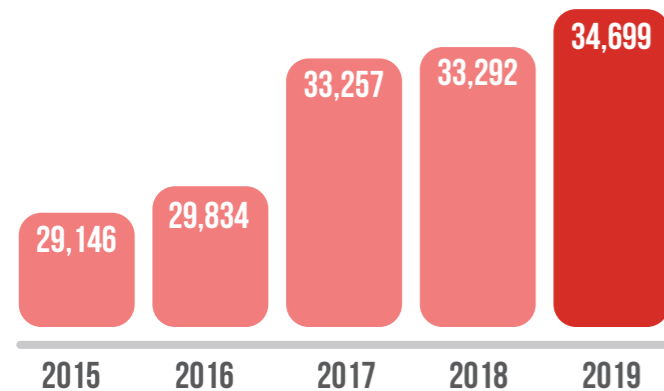
## MEMBERSHIP

**34,699** NETBALL SA MEMBERS **19%** INCREASE FROM 2015

We are pleased to report a 4.2% increase in membership in 2019, with our base expanded by 1,470 members. This was in part due to Broken Hill Netball Association affiliating with Netball SA for the first time this year. The uplift is an exciting and important step in continuing to grow the game.

The newly formed Stakeholder Relations team were dedicated to supporting our intricate network of associations, clubs and leagues, and all members within these. Key highlights in 2019 include:

- The Stakeholder Relations team visited all regions, providing support with MyNetball, facility development, governance structures and grievance processes.
- Six court audits were completed, assisting with applications for the Grassroots Football, Cricket, and Netball Facility Program.
- Thirty-three associations were involved in the ANZAC Medal Match Program in conjunction with SANFL and RSL. The program recognises the sacrifices made by Australian servicemen and women and showcases the ANZAC spirit played out on the court.
- The Stakeholder Relations team attended several Statewide Consultations facilitated by the Office for Recreation, Sport and Racing (ORSR) to ensure the netball voice was heard and had strong representation. These consultations sought deeper collaboration with the community and its stakeholders regarding three key priority projects:
  - Game On: Getting South Australia Active
  - The South Australian Sport and Recreation Infrastructure Plan
  - The grants review



## SUNCORP NETSETGO



**4,412** SUNCORP NETSETGO PARTICIPANTS **1%** INCREASE FROM 2018

**202** APPROVED SUNCORP NETSETGO CENTRES **10%** INCREASE FROM 2018

**290** SUNCORP NETSETGO PROGRAMS **14%** INCREASE FROM 2018

Suncorp NetSetGO is a national product, providing children between the ages of 5-10 years an opportunity to progressively develop netball skills.

In 2019 South Australia achieved significant growth for the program, with 18 new centres and 4,412 participants registering to a Net, Set or GO program.

Adelaide Thunderbirds players Cody Lange, Shamera Sterling, Hannah Petty and Beth Cobden were proudly NetSetGO Ambassadors, visiting 19 clubs, schools and associations across the state.

NetSetGO on-court activations were held at each of the Adelaide Thunderbirds' seven home games, with a total of 140 program participants involved across the year.

NetSetGO tier	Participants	Programs
Net (5-7 years)	2,036	129
Set (7-8 years)	541	60
GO (9-10 years)	1,835	101

## ADELAIDE THUNDERBIRDS SCHOOL HOLIDAY CLINICS

**1,284** SCHOOL HOLIDAY CLINIC PARTICIPANTS **5%** INCREASE FROM 2018

The popular Adelaide Thunderbirds School Holiday Clinics continued to be in high demand, with 1,284 participants aged 5-16 years attending a 2019 clinic. This represented an increase of 5% from 2018. Adelaide Thunderbirds squad athletes and coaches (including Cathy Fellows, Nat von Bertouch and Kristie Sheridan), conducted specialist sessions during January, April, July and October clinics.

Each clinic provided a great opportunity for young South Australian netballers to meet and learn from their idols.

A key focus for the 2019 clinics was the introduction of injury prevention and nutrition workshops to help educate on these important aspects of being an athlete. This saw Netball SA work closely with our sponsors, Wakefield Sports Clinic and Juiced Life.



## SCHOOL PROGRAMS

**5,358** STUDENTS PARTICIPATED IN THE SPORTING SCHOOLS PROGRAM

**330** STUDENTS PARTICIPATED IN OUR THUNDER CUP COMPETITION

Netball SA continues to provide opportunities for primary and secondary school students throughout South Australia to engage in netball through initiatives such as Sporting Schools, Thunder Cup, netball and multisport clinics, player appearances and SEDA clinics.

The Sporting Schools program aims to promote physical activity and increase participation among school children. In 2019, 5,358 school students participated in a netball program at 35 primary schools and seven high schools.

1,305 students engaged with netball through SEDA clinics at four primary schools.

Netball SA clinics and expo days exposed 8,047 children to netball and saw several of the schools involved transition to take part in the Thunder Cup.

Thunder Cup is a participation-based competition for schools. The weekly competition enables children from years 3-7 to play netball and develop their skills. 330 students participated in the 2019 competition.

The Specialist Schools Program was again successful in 2019, with the following endorsed schools: Ascot Park Primary School, Blackwood High School, Cardijn College, Gleeson College, Henley High School, Mount Gambier High School, Pedare Christian College, St Mary's College, St Peter's Woodlands Grammar School, and Trinity College.

## SEDA COLLEGE

**7** SEDA STUDENTS: 6 AT STAGE 1 AND 1 AT STAGE 2

2019 saw the introduction of an industry partnership between Netball SA, the Adelaide Thunderbirds and SEDA College. SEDA College is a sports industry-based model of learning for senior secondary students completing their SACE. Immersed in the sport and recreation industry, SEDA College provides a hands-on learning environment, empowering students to develop strong networks and inspire success. In its inaugural year, SEDA College had 7 students in the netball program, including one Year 12 student who graduated at the end of the 2019 school year.



## PRICELINE PHARMACY COUNTRY CHAMPIONSHIPS

The 79th Priceline Pharmacy Country Championships, held over the June long weekend, saw nearly 1,000 players from over 26 country associations descend upon Priceline Stadium to compete against some of the best regional talent from across the state. The annual event is proudly the largest netball competition hosted in South Australia.

### PRICELINE PHARMACY COUNTRY CHAMPIONSHIPS WINNERS

<b>A Grade</b>	Western Border Netball Association
<b>B Grade</b>	North Eastern Netball Association
<b>17 and Under Division 1</b>	Western Border Netball Association
<b>15 and Under Division 1</b>	Western Border Netball Association
<b>13 and Under Division 1</b>	Riverland Netball Association

### SENIORS TEAM OF THE YEAR

- Tamara Auricht (Barossa Light and Gawler Netball Association)
- Abbey Duncan (Mid South East Netball Association)
- Hayley Dunn (Western Border Netball Association)
- Tenille Gray (Western Border Netball Association)
- Emily Hunter (Western Border Netball Association)
- Katie Liebelt (North Eastern Netball Association)
- Keely Mason (Eastern Eyre Netball Association)
- Cassie Norton (Port Lincoln Netball Association)
- Karli Sargent (Port Lincoln Netball Association)
- Kelly White (Great Southern Netball Association)



### COMPETITION HIGHLIGHTS

- 216 PLAYERS
- 12 UMPIRES RECEIVED A NATIONAL C BADGE
- 50 PLAYERS SELECTED TO ATTEND THE 17/U STATE TEAM TRIALS

## NETBALL SA ACADEMY PROGRAM

The Netball SA Academy Program uses the national Develop a Diamond curriculum to provide a development pathway for identified coaches, umpires and players, aged 14-16 years. There are nine academies throughout the state, with the main program running from February to October.

In 2019 the intake of athletes per academy was lowered to ensure the top athletes within the region were provided with an enhanced development opportunity to improve their skills on and off court and progress along the national pathway.

Mentor coaches are appointed to the academy program to assist with the development of academy staff and an umpire coach is appointed to help umpires progress through the national pathway.

All coaches and program managers attended a meeting at Priceline Stadium in March to enable Netball SA to upskill those involved and to prepare the academies for the year ahead.

### NETBALL SA ACADEMIES

- Adelaide Academy
- Eyre Academy
- Central Ranges Academy
- Murray Academy
- Northern Metropolitan Academy
- Northern Regional Academy
- South East Academy
- Southern Academy
- Spencer Academy

## MELLOR OLSSON ACADEMY GAMES

The annual Mellor Olsson Academy Games, held across three days in October at Priceline Stadium, showcases the skills players, coaches and umpires from the nine Netball SA academies have learnt throughout the Netball SA Academy Program.

To help enhance development opportunities, in 2019 Netball SA introduced a skill sessions day for the first day of the games. This included six on court sessions and three off court sessions.

Adelaide Academy took out Division 1, defeating South East Netball Academy.

Division 2, Pool A saw both Team A and Team B of Adelaide Academy also battle it out in the final, with Team A securing the win.

Finally, in Division 2, Pool B Northern Regional Netball Academy won the title, defeating Spencer Regional Netball Academy's Team A.

Naming rights partner, Mellor Olsson, supported the 'Make a Difference' competition for the second year, with Central Ranges Academy winning \$1,500 to be spent towards trackpants for the chilly winter conditions and indoor court hire for the academy.

### MELLOR OLSSON ACADEMY GAMES WINNERS

<b>Division 1</b>	Adelaide Academy
<b>Division 2 Pool A</b>	Adelaide Academy Team A
<b>Division 2 Pool B</b>	Northern Regional Academy



### COMPETITION HIGHLIGHTS

- 957 PLAYERS
- 26 REGIONAL ASSOCIATIONS
- 62 COACHES & UMPIRES RECEIVED ONE-ON-ONE MENTORING
- 88 TEAMS
- 32 UMPIRES RECEIVED NATIONAL BADGES
- 260 OFFICIALS



## INCLUSION AND DIVERSITY

### SAASTA ABORIGINAL NETBALL ACADEMY

 **14** STUDENTS GRADUATED FROM THE SAASTA PROGRAM

In 2019, 18 students participated in the South Australian Aboriginal Secondary Training Academy (SAASTA), Aboriginal Netball Academy (ANA), with 14 graduating from the program. The ANA provides Aboriginal and Torres Strait Islander high school students with a unique program with educational outcomes and netball development.

Highlights in 2019 saw the ANA travel to Darwin and compete in the Arafura Games. This was made possible by the partnership with the Northern Territory Government. The athletes played against local Darwin teams, the Defence Force, Fiji National Development Squad, Singapore U/21 team and a national squad from Brunei, which included HRH Princess Fadzilah Lubabul Bolkiah.



## RECONCILIATION ACTION PLAN

Over the past two years, the Netball SA Reconciliation Action Plan 2017-2018 (RAP) has been implemented across the organisation. As this was Netball SA's inaugural RAP, there were many successes and challenges as we navigated this new territory. We have learned a great deal and renewed our commitment to creating a subsequent RAP. Of the 22 actions in the RAP, we delivered on 16, with a commitment to review the remaining actions moving forward with the future RAP.

### Members of the Advisory Group

- Vanessa Dempsey (SA Nunga Netball)
- Rigby Barnes (SAASTA)
- Debra Walker
- Christine Glenn
- Stephen Harfield
- Kelly Maxwell

### Members of the Netball SA Internal Working Group

- Ben Scales, Chief Executive Officer
- Megan Carter, Board Member
- Melody Cooper, General Manager – Adelaide Thunderbirds and Elite Pathways
- Mark McLaren, General Manager – Corporate Services
- Lizzie Birmingham, General Manager – Netball
- Brett Mathers, General Manager – Commercial
- Marissa Brown, General Manager – Brand, Marketing and Communications
- Cath Quinn, Participation Coordinator – Schools and Inclusion (Chair)

## RUBIES

In an outstanding performance, South Australia's Rubies brought home gold in 2019 One Netball Marie Little OAM Shield in Brisbane.

The shield is an annual tournament that provides women with an intellectual disability with the chance to compete at a national level. The competition is named in honour of disability netball pioneer, Marie Little OAM.

From 12–14 October 2019, teams from South Australia, New South Wales, Victoria, Western Australia, Queensland and Northern Territory competed in the annual national championships at the Queensland State Netball Centre. The three-day competition saw the Rubies undefeated in all six rounds. In a tightly contested Grand Final against Victoria, the Rubies won the match 21-18, securing the gold medal. The Rubies team played with incredible spirit and sportsmanship throughout the championships.

The win is a testament to the ongoing support and commitment to inclusion demonstrated by the Adelaide Metropolitan Netball Division, C6 competition and the clubs involved.

### Team

- Amanda Berry
- Jess Biggs
- Jasmine Delphin
- Storm Duncan
- Kim Flannigan (Vice Captain)
- Ashlee Hartnett (Vice Captain)
- Isabella Ivancic-Holland (Captain)
- Steph Koutroumbis
- Megan Sadler
- Samantha Walker

### Coaching and Support Staff

- **Head Coach:** Tricia Crockford
- **Assistant Coach:** Paul Beinke
- **Manager:** Samantha Luck



### COMPETITION HIGHLIGHTS

**SA RUBIES**  
WON GOLD AT THE  
ONE NETBALL MARIE  
LITTLE OAM SHIELD





## NETBALL SA PREMIER LEAGUE

The Netball SA Premier League competition is proudly the pinnacle netball competition in South Australia. The league brings together the best of the state's current and emerging talent to develop in this highly competitive local environment. The competition acts as a feeder program for athletes, coaches, team officials, umpires and bench officials for the SSN and Deakin University Australian Netball League (DUANL) competitions.

The 2019 competition again boasted eight clubs participating in two divisions; the Premier League and Reserves.

The round robin competition was held over 14 minor rounds, before heading into three weeks of finals. Round 9 was specially themed Indigenous Round, to align with NAIDOC Week.

At the end of the minor rounds, Contax finished as Minor Premiers in the Premier League and Reserves. The Grand Finals were played on Friday, 6 September with Contax and Matrics battling it out in both the Premier League and Reserves divisions.

Matrics were victorious in both games, defeating Contax 55-47 in the Premier League division and 48 to 47 in Reserves.

Over 1,200 spectators converged on Priceline Stadium for the grand final, while the Premier League game was live streamed by Spacequake Sports reaching 4,815 viewers.

### NETBALL SA PREMIER LEAGUE WINNERS

**Premier League Division** Matrics

**Reserves Division** Matrics

### COMPETITION HIGHLIGHTS

**240** PLAYERS

**16** TEAMS

**3** UMPIRES RECEIVED NATIONAL BADGES

**8** CLUBS

**11,878** GOALS SCORED

**7** BENCH OFFICIALS RECEIVED ACCREDITATIONS



### NETBALL SA PREMIER LEAGUE AWARD WINNERS

**Club Excellence Award**  
Contax

**Premier League Umpiring Award**  
Rebecca Ferguson

**Premier League Coaching Award**  
Kirsty Leonard-Down (Garville)

**Rookie of the Year**  
Nicole Saunders (Oakdale)

**Reserves Division MVP**  
Lauren Frew (Matrics)

**Premier League Division MVP**  
Asha Thurlow (Metro Jets)



### NETBALL SA PREMIER LEAGUE TEAM OF THE YEAR

**Goal Shooter** Kelsey Williams (Tango)

**Goal Attack** Laura Packard (Matrics)

**Wing Attack** Imogen Abernethy (Contax)

**Centre** Gia Abernethy (Contax)

**Wing Defence** Georgia Beaton (Contax)

**Goal Defence** Kailah Grenwell (Contax)

**Goal Keeper** Amehlia Schmidt (Contax)

**Goaler Reserve** Georgie Horjus (Contax)

**Centre Court Reserve** Stacey Hein (Matrics)

**Defender Reserve** Elly Grimett (Oakdale)





## COACHING

**8** REGION VISITS WERE HELD WITH 212 PARTICIPANTS

**10** COACHES IN THE NETBALL SA TARGETED COACH PROGRAM

In 2019, Netball SA focused on development within the eight regions with the implementation of coaching and umpiring region visits. This incorporated Coach Mentoring and Coach Education Sessions to enhance development opportunities and support the accreditation pathway.

Eight region visits were held with a total of 212 participants. The sessions delivered a combined focus on coaching and umpiring and were open to all coaches within the region, increasing face-to-face development opportunities for all.

The Netball SA Targeted Coach Program was conducted with 10 coaches, providing each with a valuable opportunity to develop their skills under the guidance of Adelaide Thunderbirds Assistant Coach, Cathy Fellows. Participants attended various sessions, including Southern Force DUANL trainings and games, game analysis sessions and received one-on-one mentoring on games.

Participants of the program were: Jenny Borlase, Lee-Anne Cummins, Vanessa Dempsey, Laura Gilbert, Jacqui Illman, Kirsty Leonard-Down, Peta Maher, Amanda Shattock, Peter Thomas and Amy Willis.

## 2019 COACHING ACCREDITATIONS

Accreditation Level	Number of Accreditations
Online Foundation Course	247
Online Development Course	54
Face-to-Face Development Course	65
Intermediate Course	14
Advanced	1

## OFFICIATING

In an outstanding achievement for officiating in South Australia, Georgina Sulley-Beales was awarded an All Australian Umpiring Accreditation - the first time this has occurred in South Australia for 33 years, since it was last awarded in 1986.

To assist with South Australian umpire development, Dianne Cocker from Queensland, was appointed as a National AA Badge Umpire Coach. Dianne visited four times to work with our panel members, along with on-court umpires, predominately in the Premier League Squad.

In addition to two A Badges, a strong 91% increase in B Badges were awarded as a result of the more refined Umpiring Academy Program and greater opportunity for National B Badges to be tested in association competitions. From 33 association umpire development visits, 83 umpires receiving mentoring along with 45 National C Badges and 5 National B Badges also being awarded.

In 2019 the first Bench Official Workshop was introduced which led to six new officials achieving their State Bench Official Accreditation - the most Netball SA has ever awarded in a season.

### BENCH OFFICIAL HIGHLIGHTS

**13** PARTICIPANTS COMPLETED THE ONLINE BENCH OFFICIAL EDUCATION COURSE

**6** BENCH OFFICIALS WERE ASSESSED AND AWARDED A STATE BENCH OFFICIAL ACCREDITATION

**1** BENCH OFFICIALS WERE ASSESSED AND AWARDED A NATIONAL BENCH OFFICIAL ACCREDITATION



## 2019 OFFICIATING ACHIEVEMENTS

- Georgina Sulley-Beales received her National AA Badge
- Justin Smedley received his A badge during the 2019 National Championships
- Daniel Roe received his National A badge during the Netball SA Premier League season

## UMPIRING COURSES

**Foundation Umpires Course (online)**  
160 participants

**Beginner Umpires Workshop**  
13 workshops involving 360 participants

**Badged Umpires Workshop**  
8 workshops involving 146 participants

**Coloured Shirt Program**  
60 centres involving 389 participants

**Rules of Netball Theory Exam**  
367 online exam participants

**Development Workshops**  
4 workshops involving 92 participants

### Umpire Badging Statistics

AA Badge	1
A Badge	2 (+1 endorsement)
B Badge	21
C Badge	169

### UMPIRING HIGHLIGHTS

**389** COLOURED SHIRT PROGRAM PARTICIPANTS

**60** COLOURED SHIRT PROGRAM CENTRES

**1** UMPIRE WAS SELECTED TO OFFICIATE AT THE 17/U AND 19/U NATIONAL NETBALL CHAMPIONSHIPS

**202** NEUTRAL UMPIRES WERE APPOINTED TO 34 AFFILIATED ASSOCIATIONS/DIVISIONS GRAND FINALS

**2** UMPIRES SELECTED IN THE 2018/2019 EMERGING TALENT UMPIRE PROGRAM

**141** REGIONAL UMPIRES WERE TESTED FOR A NATIONAL BADGE





# ADELAIDE THUNDERBIRDS AND ELITE PATHWAYS



## ADELAIDE THUNDERBIRDS

In the 2019 SSN season, the Adelaide Thunderbirds showcased its commitment to delivering an exciting brand of netball for members, fans and national broadcast audiences.

Despite finishing the season in seventh position on the ladder, the club proved itself to be fiercely competitive. It laid solid foundations and forged the strong connections required for success in the future.

Backed by a wealth of national and international experience, Tania Obst returned to the Adelaide Thunderbirds, appointed to the position of Head Coach. Highly regarded netball figure, Cathy Fellows, and former Adelaide Thunderbirds and Australian Diamonds captain, Natalie von Bertouch, also joined the club's coaching ranks.

Several new players joined the 2019 roster. This new generation formed an exciting mix of home grown and international calibre talent, many of whom had previously established on and off-court connections.

Chelsea Pitman and Layla Guscoth were appointed Co-captains of the squad, with Hannah Petty, Kate Shimmin and Kelly Altmann rounding out the leadership group.

After 27 consecutive losses in the league, the club started the 2019 season strong, claiming victory against the West Coast Fever in Round 1, celebrating with an elated home crowd.

Following Beth Cobden's season-ending injury in Round 3, South African defender, Shadine van der Merwe, joined the squad as a permanent replacement player from Round 6.

The club finished the season with three wins, nine losses and two draws, including one against eventual premiers, NSW Swifts, in front of an ecstatic crowd in the electric Adelaide Entertainment Centre atmosphere.

Five athletes also proudly represented their countries in the 2019 Vitality Netball World Cup, held during an SSN mid-season break in Liverpool. Maria Folau represented New Zealand and took home the gold, while Chelsea Pitman and Layla Guscoth, representing England, claimed bronze. Shamera Sterling and Shadine van der Merwe represented Jamaica and South Africa, respectively.

Charlee Hodges and Chelsea Blackman returned as training partners, along with Emily Burgess, while Nyah Allen and Maisie Nankivell were new inclusions

as training partners. Chelsea Blackman, Maisie Nankivell and Charlee Hodges were all given valuable opportunities at the SSN level during the season.

To conclude the 2019 season, the Adelaide Thunderbirds Awards Night saw Maria Folau crowned Club Champion. Layla Guscoth was awarded the Players' Award, Shamera Sterling received both the Members' Award and the Tanya Denver Award, and Hannah Petty took home the Spirit Award.

In 2020 the club is pleased to see strong retention in the roster, with the squad excited to welcome further local and international talent in both Maisie Nankivell and Lenize Potgieter.

All involved in the club remain fiercely committed to the club and South Australia and are determined to continue to build its successful legacy.

## ADELAIDE THUNDERBIRDS STAFF FOR 2019 SEASON

- General Manager – Adelaide Thunderbirds and Elite Pathways:** Melody Cooper
- Head Coach:** Tania Obst
- Assistant Coach:** Cathy Fellows
- Mid-court Specialist Coach:** Natalie Von Bertouch
- Adelaide Thunderbirds & Southern Force Operations Manager:** Deborah Kassing
- Strength & Conditioning Coach:** Kristie Sheridan
- Lead Physiotherapist:** Kath Chigwidden
- Physiotherapist:** Lauren Bendo
- Dietitian:** Olivia Warnes
- Team Doctor:** Dr. Duncan Walker
- Performance Analyst:** Jade Traynor
- Leadership Consultant:** James Begley
- Mindset Coach:** David Steventon

## OTHER SOUTH AUSTRALIAN PLAYERS CONTRACTED TO SUNCORP SUPER NETBALL TEAMS

- Sarah Klau - NSW Swifts
- Natalie Medhurst - Collingwood Magpies
- Maddy Proud - NSW Swifts
- Maddy Turner - NSW Swifts
- Sienna Allen - Sunshine Coast Lightning (training partner)

## 2019 ADELAIDE THUNDERBIRDS TEAM



KELLY ALTMANN



BETH COBDEN



MARIA FOLAU



SASHA GLASGOW



LAYLA GUSCOTH  
(CO-CAPTAIN)



CODY LANGE



HANNAH PETTY



CHELSEA PITMAN  
(CO-CAPTAIN)



KATE SHIMMIN



SHAMERA STERLING



SHADINE  
VAN DER MERWE

## 2019 TRAINING PARTNERS

- NYAH ALLEN
- CHELSEA BLACKMAN
- EMILY BURGESS
- CHARLEE HODGES
- MAISIE NANKIVELL



## DEAKIN UNIVERSITY AUSTRALIAN NETBALL LEAGUE

The Deakin University Australian Netball League (DUANL) is the competition underpinning the SSN. It provides a critical step in the pathway program between the Netball SA Premier League and the SSN. The Southern Force represent South Australia in the DUANL.

2019 brought another new group of athletes into the DUANL environment and exposed 10 South Australian athletes to the competition for the first time. The integration of SASI athletes further enabled athlete exposure to a high performance environment.

Maisie Nankivell won both MVP and Players' Player awards for the season, and her standout performance was awarded with a contract with the 2020 Adelaide Thunderbirds squad.

Despite finishing seventh in the competition, the team secured four wins and are pleased with the overall success of the program.

All 16 squad members received court time in the DUANL. For the players, whose average age is 19, this provided an invaluable opportunity to further develop their skills. This opportunity was enhanced when the squad played the Adelaide Thunderbirds during the pre-season competition.

2019 also saw the introduction of an Apprentice Coach and a more structured and monitored Strength and Conditioning program for all athletes.

### SOUTHERN FORCE STAFF

**Head Coach:** Brian Lines  
**Assistant Coach:** Judy Greenwood  
**Team Manager:** Lorren Atwell  
**Physiotherapist:** Genevieve Angley

### SOUTHERN FORCE SQUAD

Nyah Allen (Garville)	Ivy-Rose Hughes (Matrics)
Lucy Austin (Matrics)	Maisie Nankivell (Matrics)
Chelsea Blackman (Contax)	Tyler Orr (Matrics)
Emily Burgess (Matrics)	Asha Thurlow (Metro Jets)
Jacoba Clough (Oakdale)	Tayla Williams (Contax)
Sophie Croft (Matrics)	Molly Watson (Contax)
Georgia Dent (Matrics)	Olivia Watts (Garville)
Charlee Hodges (Contax)	Jordan Vivian (Oakdale)
Georgie Horjus (Contax)	

### SOUTHERN FORCE LEADERSHIP TEAM

**Co-captain:** Emily Burgess  
**Co-captain:** Maisie Nankivell



## SOUTH AUSTRALIAN SPORTS INSTITUTE

The South Australian Sports Institute (SASI) Netball Program continues to provide a daily training environment for the state's nationally identified athletes.

In 2019, SASI Athletes Maisie Nankivell, Chelsea Blackman, Tayla Williams, Nyah Allen and Georgie Horjus moved into the Adelaide Thunderbirds training environment.

Following South Australia winning both the 17/U and 19/U National Championships, eight 17/U athletes and seven 19/U athletes were nationally identified respectively. These athletes all attended the Centre of Excellence during July 2019 and received expert coaching and development opportunities.

Sarah Klau and Maddy Turner, both former SASI athletes, made their debut for the Diamonds in 2019.

### CATEGORY 3 COMMONWEALTH

Athletes selected in the Australian Netball Diamonds team/squad and/or selected in the National Talent Squad:

- Sasha Glasgow
- Hannah Petty
- Maisie Nankivell
- Maddy Turner
- Sarah Klau

### CATEGORY 4 DEVELOPING

Athletes in the 21/U national squad, athletes selected in the 19/U national squad and/or identified as developing athletes by the national selectors:

- Nyah Allen
- Tyler Orr
- Lucy Austin
- Molly Watson
- Chelsea Blackman
- Tayla Williams
- Georgia Dent

### CATEGORY 5 EMERGING

Athletes in the 17/U national squad, athletes selected in the Tall Athlete Squad and/or identified as emerging athletes by the national selectors:

- Amelia Anderson
- Rachel Redden
- Tahlia Dnistranski
- Krystal Anderson Ives
- Jessie Grenvold
- Casey Bernhardt
- Kim Hearnden
- Sophie Casey
- Georgie Horjus

### SASI SCHOLARSHIP TALENT

SASI Scholarship, but are currently not nationally identified or categorised by selectors:

- Georgia Kraft
- Ivy Hughes (temporary athlete agreement)
- Paris Sinclair

## NATIONAL SQUADS

Following strong performances at the National Netball Championships, 16 South Australian athletes were selected as members of the 2019 Netball Centre of Excellence National Squads.

Selections were based on performances over the six-day tournament and an assessment of their potential to become future Diamonds.

### 17/U

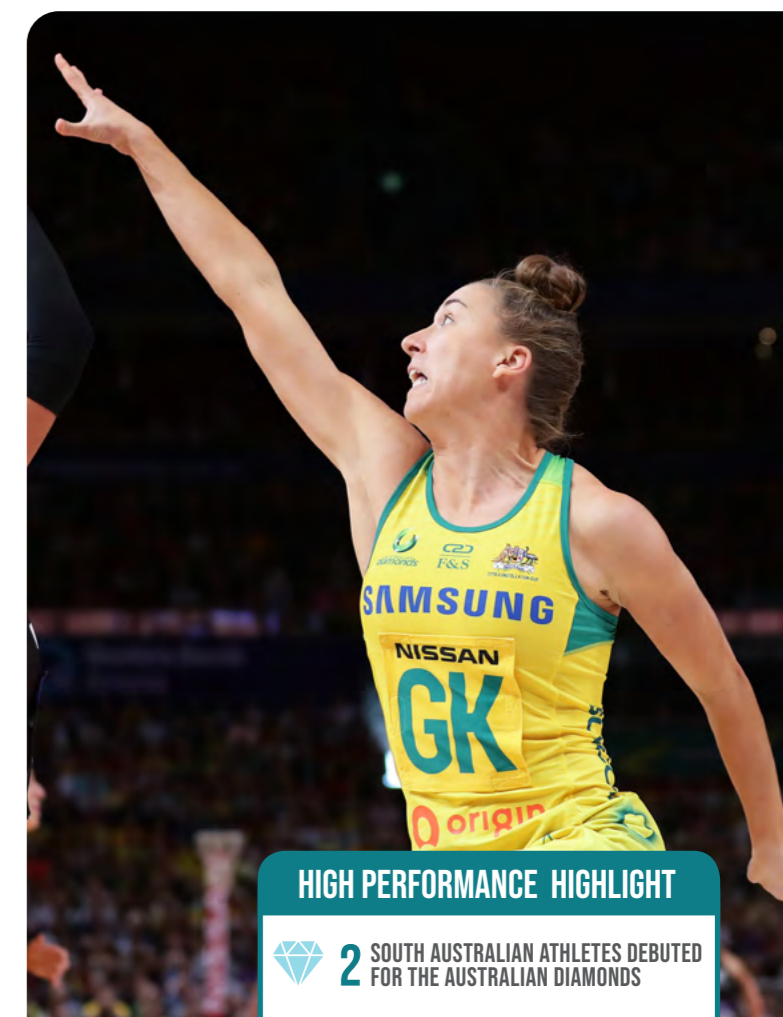
Amelia Anderson  
 Krystal Anderson-Ives  
 Casey Bernhardt  
 Sophie Casey  
 Tahlia Dnistrianski  
 Jessie Grenvold  
 Kimberley Hearnden  
 Georgie Horjus

### 19/U

Nyah Allen  
 Lucy Austin  
 Chelsea Blackman  
 Georgia Dent  
 Tyler Orr  
 Molly Watson  
 Tayla Williams

### TALL ATHLETE

Amelia Anderson  
 Lucy Austin  
 Rachel Redden



### HIGH PERFORMANCE HIGHLIGHT

**2** SOUTH AUSTRALIAN ATHLETES DEBUTED FOR THE AUSTRALIAN DIAMONDS



## 17/U AND 19/U STATE TEAMS

South Australia produced outstanding performances in Brisbane to bring home the gold medal in both the 17/U and 19/U divisions at the National Netball Championship - the first time in 16 years that a state has won both age groups at the competition.

The 17/U Grand Final was fiercely contested, however, South Australia kept New South Wales at bay to win 35-30 and claim a fourth straight national title, all led by Lee-Anne Cummins as Head Coach. Georgie Horjus was named MVP of the Grand Final and Kimberley Hearnden was awarded MVP of the tournament for the 17/U age group.

The South Australian 19/U team also defeated New South Wales in a commanding performance, finishing with a 49-20 win in the Grand Final to claim their first gold medal since 2013. Tyler Orr was named MVP of the match.

Finishing fourth after the minor round of the championship, the team went into the finals as the underdog and utilised a slick game plan to narrowly defeat top-placed Queensland to book their spot in the gold medal match.



### 17/U STATE TEAM STAFF

**Coach:** Lee-Anne Cummins  
**Assistant Coach:** Peta Maher  
**Team Manager:** Sharon Kasteliz  
**Physiotherapist:** Aaron Beck

### 17/U STATE TEAM LEADERSHIP GROUP

**Co-captain:** Tahlia Dnistrjanski  
**Co-captain:** Georgie Horjus

### 17/U STATE TEAM

Amelia Anderson (Contax)  
 Krystal Anderson-Ives (Contax)  
 Casey Bernhardt (Matrics)  
 Phoebe Bonner (Garville)  
 Darcie Brown (Kapunda)  
 Sophie Casey (Matrics)  
 Tahlia Dnistrjanski (Contax)  
 Jessie Grenvold (Contax)  
 Kimberley Hearnden (Angaston)  
 Georgie Horjus (Contax)  
 Rachel Redden (Woods Panthers)  
 Abbey Siviour (Contax)

### 19/U STATE TEAM STAFF

**Coach:** Kirsty Leonard-Down  
**Assistant Coach:** Amanda Shattock  
**Team Manager:** Jo Whelan  
**Physiotherapist:** Christopher Williams

### 19/U STATE TEAM LEADERSHIP GROUP

**Co-captain:** Chelsea Blackman  
**Co-captain:** Tyler Orr

### 19/U STATE TEAM

Jordyn Adams (North Gambier)  
 Nyah Allen (Garville)  
 Helene Altmann (Garville)  
 Lucy Austin (Matrics)  
 Chelsea Blackman (Contax)  
 Georgia Dent (Matrics)  
 Lauren Frew (Matrics)  
 Ivy-Rose Hughes (Matrics)  
 Tyler Orr (Matrics)  
 Molly Watson (Garville)  
 Olivia Watts (Garville)  
 Tayla Williams (Contax)





# COMMERCIAL

In 2019 the commercial team focused on exploring new opportunities across the business to diversify and increase revenue. This has resulted in overall commercial revenue of \$2.571 million, equating to a year-on-year increase of \$568,000 or 28% across the programs led by the department.



## COMMERCIAL HIGHLIGHTS

**FIRST** SSN MATCH IN NORTHERN TERRITORY

**9%** INCREASE IN MEMBERSHIP

**45%** INCREASE IN GROSS TV VIEWERSHIP

**28%** INCREASE IN COMMERCIAL REVENUE

**10%** INCREASE IN GAME DAY ATTENDANCE

**62%** INCREASE IN STREAMING DEVICES PER FIXTURE

## OUR PARTNERS

2019 saw further growth in the number of partners aligning with Netball SA's grassroots and community programs and the Adelaide Thunderbirds at a major level.

A new partnership with the Northern Territory Government saw the Adelaide Thunderbirds host the Sunshine Coast Lightning in the first elite level netball match to be held in the territory. This partnership provided the opportunity to expose the Adelaide Thunderbirds brand to a new market and grow revenue through commercial partnerships.

The introduction of a major partnership with HCF involving the Adelaide Thunderbirds and grassroots netball saw a focus on recognising the uncommon heroes within the South Australian netball community and their tireless dedication to our sport.

A new partnership was also forged with Blackchrome as Merchandise and Apparel Partner of Netball SA and

the Adelaide Thunderbirds on a three-year agreement. Blackchrome will continue to grow their presence across South Australia in the coming years.

We thank our media partners Nine Network, Hit107 and News Corp who have provided a valuable platform to promote our game at every level.

In 2020 we will welcome Nissan as a new major partner and the automotive partner of Netball SA and the Adelaide Thunderbirds. This follows Mazda's departure after three years, supporting netball at all levels in South Australia. We thank Mazda for their partnership and dedication to the sport of netball in our state.

We acknowledge the support and contribution of all our valued 2019 Netball SA and Adelaide Thunderbirds partners. These relationships are essential to the continued growth of netball in South Australia and assist at every level from grassroots to elite.

## PREMIER PARTNER



## MAJOR PARTNERS



## CORPORATE PARTNERS



## MEDIA PARTNERS



## CHARITY PARTNER





## ADELAIDE THUNDERBIRDS TICKETING AND MATCH DAY ATTENDANCE

In the 2019 SSN season five games were played at Priceline Stadium, one at the Adelaide Entertainment Centre and one in Darwin. The Round 9 match at the Adelaide Entertainment Centre proved to be a blockbuster against the season's premiers, the NSW Swifts, and ran right to the final whistle with a draw in front of a large and passionate crowd.

With three sell-out crowds at Priceline Stadium and a crowd of 5,406 for the Round 9 match at the Adelaide Entertainment Centre overall attendance compared to 2018 rose 10% to 57,291. After the success of games at the Adelaide Entertainment Centre over the past two seasons and strong attendance at Priceline Stadium, the Adelaide Thunderbirds will host three SSN matches at the Adelaide Entertainment Centre in 2020.

## BROADCAST

In 2019 gross TV viewership for the Adelaide Thunderbirds increased by 45% to 689,000 people due to more games being broadcast live nationally. The average ratings for SSN in Adelaide saw it outperform A-League, NRL and NBL in 2019 (Source: OzTAM Metro Total TV & Regional FTA, 5 City Metro & Combined Agg. Mkt, 02:00-25:59, 2018-2019).

Streaming of SSN matches also grew in 2019 with the number of devices tuning into each match rising by 62% to 9,471 (Source: Telstra TV Audience Measurement).

## ADELAIDE THUNDERBIRDS MEMBERSHIP

To continue to provide membership opportunities to our growing fan base, 2019 saw a realignment to seating categories across the full suite of membership offerings. Overall growth across all categories saw the number of memberships grow 9% from 1,257 in 2018 to 1,376 in 2019.





## MARKETING AND COMMUNICATIONS

In 2019 the Marketing and Communications team continued to support the whole of business portfolio through advertising and our owned channels.

Our enhanced focus on videos helped support the creation of engaging social media content while also helping elevate Netball SA and Adelaide Thunderbirds event experiences, including match days, competitions and awards nights. The team sought to further grow our digital community through the introduction of a Netball SA Instagram account. Netball SA continued to share netball news from grassroots to the elite level via our regular eDM newsletters.

The new generation Adelaide Thunderbirds presented an exciting opportunity to evolve the club brand, with the introduction of the 'fierce together' positioning. This was supported in membership and ticketing campaigns on radio, television, print and digital thanks to our valuable media partnerships.

Netball SA continues to work with Netball Australia to improve the positioning of netball for all existing and potential members. This includes helping execute the digital transformation strategy that will see new websites established for Netball SA and the Adelaide Thunderbirds in January 2020.

### MARKETING AND COMMUNICATION HIGHLIGHTS

#### MEDIA COVERAGE

**16,053,021**  
ESTIMATED AUDIENCE

**\$26,084,068**  
ADVERTISING SPACE RATE

#### ADELAIDE THUNDERBIRDS ONLINE COMMUNITY

**f 50,177**  
7.6% INCREASE

**11,947**  
8.1% INCREASE

**126**  
VIDEOS CREATED

**28,400**  
38.7% INCREASE

**7,198**  
SUBSCRIBERS

**1.9M**  
ONLINE REACH

#### NETBALL SA ONLINE COMMUNITY

**f 13,120**  
10.8% INCREASE

**2,413**  
4.2% INCREASE

**15**  
VIDEOS CREATED

**1,065**  
NEW IN 2019

**28,262**  
SUBSCRIBERS

**68.4K**  
ONLINE REACH

#### NETBALL SA PREMIER LEAGUE ONLINE COMMUNITY

**f 4,527**  
12.8% INCREASE

## EVENTS

In 2019 Netball SA focused on elevating the fan experience at Adelaide Thunderbirds home games. With a fresh event presentation, Netball SA sought to enhance the entertainment offering at home matches through increased use of the big screen, an engaged Tori Tbird mascot, dance support crews and an exciting new team run on accompanied by CO2 jets.


The club's own Indigenous home round was held at the Adelaide Entertainment Centre in Round 9 of the SSN, including a SAASTA curtain raiser match. This round importantly linked to Netball SA's RAP plan.

The Adelaide Thunderbirds Awards Dinner delivered a wonderful opportunity to celebrate the athletes' success in 2019 and again included DUANL team, Southern Force. The evening was held on Tuesday 17 September at the Intercontinental Adelaide and was attended by 154 guests, including corporate partners, members, fans, dignitaries and club greats. The new Q&A panel with past and present players provided engaging insight into the club's rich history and evolution.

Following the exciting Premier League Grand Final, the league celebrated the 2019 Premier League Awards Dinner held at the Hilton Hotel Adelaide on Friday September 13 with an attendance of 240 guests.

Priceline Pharmacy Country Championships provided an exciting buzz of activity at Priceline Stadium over the June long weekend. The HomeStart Hub's new location on outdoor courts, enhanced the participant experience, increasing access to sponsor activations and food trucks.

The movement of three Adelaide Thunderbirds games to the Adelaide Entertainment Centre in 2020 will further enhance the opportunity to strengthen the entertainment offering for fans.





# PEOPLE AND CULTURE

In March 2019, Bronwyn Klei joined Netball SA as CEO, replacing Ben Scales who spent several years making a valuable contribution to the business. Bronwyn has since brought a wealth of her own commercial and netball experience to the role.

Netball SA is dedicated to making netball a place where people can thrive and grow, and we are pleased to have introduced a People and Culture Manager in May 2019.

This year represented a critical opportunity to review our processes, policies and organisational structure to meet the operational demands of the business. WHS management systems were also reviewed to help ensure we continue to uphold the highest standards in this critical area. This led to the development of a WHS action plan to be implemented over the next two years.

We are proud to have secured \$10,000 from The Women Leaders in Sport program for executive

coaching. The program is an Australian Government initiative that is managed by Sport Australia in partnership with the Office for Women. Some staff also participated in the job shadowing pilot program with the Office of Recreation, Sport and Racing (ORSR). We continue to have staff also involved in the ORSR's Developing Women Sport Leaders program.

This year all staff were invited to take part in a Team and Leadership Development Day, hosted by True North Leadership.

In our efforts to deliver the best culture for all staff we introduced an annual staff engagement survey and have begun a process to review our organisational values.

We look forward to continuing to make strides in ensuring Netball SA is an employee of choice in South Australia.



## EXECUTIVE

<b>Chief Executive Officer</b>	Bronwyn Klei Ben Scales*
<b>Executive Support Officer</b>	Jodie Clifford

## NETBALL

<b>General Manager – Netball</b>	Megan Wooldridge# Lizzie Birmingham*
<b>Workforce Manager</b>	Roz Fraser
<b>Workforce Coordinator – Officiating</b>	Deanna Stainer
<b>Workforce Coordinator – Coaching</b>	Lucy Herde
<b>Stakeholder Relations Manager</b>	Megan Wooldridge
<b>Stakeholder Relations Coordinator</b>	Ashleigh Stratford
<b>Stakeholder Relations Coordinator</b>	Hanna Heptinstall
<b>Member Services Coordinator</b>	Andrea Fielding
<b>Participation Manager</b>	Dusty Gould
<b>Participation Coordinator – Schools &amp; Inclusion</b>	Cath Quinn
<b>Participation Coordinator – NetSetGo</b>	Beth Cobden Kara Richards^
<b>Premier League Coordinator</b>	Nicole Luttrell *
<b>Competitions Coordinator</b>	Rachel Heywood^

## ADELAIDE THUNDERBIRDS & ELITE PATHWAYS

<b>General Manager – Adelaide Thunderbirds &amp; Elite Pathways</b>	Melody Cooper
<b>Adelaide Thunderbirds &amp; Southern Force Operations Manager</b>	Deborah Kassing
<b>Adelaide Thunderbirds Head Coach</b>	Tania Obst

(Full Adelaide Thunderbirds staff list available on page 25)

\* Left the position during 2018/19

^ Parental leave during 2018/19

# Acting in the position during 2018/19

## CORPORATE SERVICES

<b>General Manager – Corporate Services</b>	Mark McLaren*
<b>Finance Manager</b>	Gee Barfield Melissa Sleep*
<b>Finance Officer</b>	Debbie Green
<b>Reception/Administration Assistant</b>	Sevanah Waterman Kathryn Proctor*
<b>Memberships Database Technology Coordinator</b>	Shanna Wheare*
<b>Stadium Manager</b>	Dee O’Loughlin
<b>Maintenance Coordinator</b>	Neil Carey*
<b>Duty Stadium Supervisor</b>	Trevor Anderson
<b>People &amp; Culture Manager</b>	Christy Tepaiho

## COMMERCIAL

<b>General Manager – Commercial</b>	Mark Lukowicz Brett Mathers*
<b>Commercial Manager</b>	Teneille Kleinitz
<b>Commercial Partner Account Manager</b>	Kristy Aufderheide
<b>Commercial Sales Coordinator</b>	Jake Grosser
<b>Business Development &amp; Commercial Coordinator</b>	Lauren Sherman
<b>Events Manager</b>	Karla Della-Pietra Teneille Kleinitz*
<b>Events Assistant</b>	Thamsin Sharrod*
<b>Marketing &amp; Communications Manager</b>	Dianne Baruch
<b>Communications Coordinator</b>	Rachel McLean
<b>Video and Digital Content Producer</b>	Jake Cooper
<b>General Manager – Brand, Marketing &amp; Communications</b>	Marissa Brown*
<b>Senior PR &amp; Media Advisor</b>	Lauren Bobrige*



# CORPORATE SERVICES

## PRICELINE STADIUM UPGRADE GRANT

Priceline Stadium proudly remains the second most visited sporting destination in South Australia.

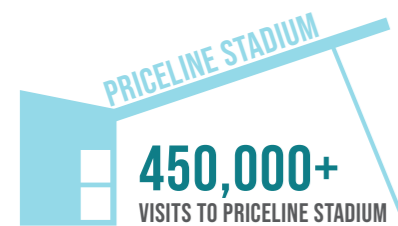
Upgrade works to Priceline Stadium continued in 2019 thanks to \$6.1 million in grants from the South Australian Government, first provided to Netball SA in 2017. The refurbishment of the Netball SA office was completed in January 2019. Additional works completed this year included upgrades to lighting and air conditioning, installation of a security system, internal painting and the implementation of a retaining wall along the outdoor courts.

Works in 2020 will focus on improvements to the carpark including increased spaces, better disability parking access and enhanced lighting. Work will also include upgrades improving internal toilet facilities and changerooms for Adelaide Thunderbirds, Premier League teams and umpires, as well as updating outdoor facilities.

Netball SA is committed to continuing to work with the State Government to further secure funding to continue to improve Priceline Stadium.



### STADIUM HIGHLIGHTS



## FINANCIAL REPORT

Directors' Report	1
Statement of Profit or Loss and other Comprehensive Income	2
Statement of Financial Position	3
Statement of Changes in Equity	4
Statement of Cash Flows	5
Notes to the Financial Statements	6
Statement by the Directors	23
Independent Auditor's Report	24







PHOTO SOURCE: ON THE BALL MEDIA

**South Australian Netball Association Inc**

ABN: 12 814 437 874

**Directors' Report**

**30 September 2019**

The Directors submit the financial report of the Association for the financial year ended 30 September 2019.

**Directors**

The names of the Directors in office at any time during, or since the end of, the year are:

<b>Names</b>	<b>Position</b>	<b>Appointed/Resigned</b>
Graeme Gilbert	President	
Nicole Williams	Director	Resigned February 2019
Steve Olech	Director	
Leeanne Grantham	Director	
Caroline Phillips	Director	
Glenn Docherty	Director	
Steve Nolis	Director	
Megan Carter	Director	
Michelle Pole	Director	
Julianne Cirson	Director	Appointed February 2019

Directors have been in office since the start of the financial year to the date of this report unless otherwise stated.

**Principal activities**

The principal activities of the Association during the financial year were the promotion of netball throughout South Australia, the management of a sporting stadium, and managing the operation of the Adelaide Thunderbirds.

**Significant changes**

No significant change in the nature of these activities occurred during the year.

**Payments and other benefits**

No payments or benefits of a pecuniary value were received by any officers of the Association during the financial year.

**Operating result**

The operating deficit of the Association for the financial year amounted to \$ (392,843)(2018: \$ (193,500)).

Signed in accordance with a resolution by the Board:

President:   
 Graeme Gilbert

Director:   
 Glenn Docherty

Dated this 18th day of December 2019



South Australian Netball Association Inc

ABN: 12 814 437 874

Statement of Profit or Loss and Other Comprehensive Income  
For the Year Ended 30 September 2019

		2019	2018
	Note	\$	\$
Revenue and Other Income	5	7,913,495	7,039,937
Cost of goods		(201,422)	(234,665)
Employee benefits expense		(3,784,356)	(3,653,442)
Depreciation expense	11(a)	(281,105)	(252,823)
Finance costs		(4,871)	-
Other expenses	6	(4,034,584)	(3,092,507)
<b>Net Profit/(Loss) attributable to members</b>		<b>(392,843)</b>	<b>(193,500)</b>
Other comprehensive income		-	-
<b>Total comprehensive income attributable to members</b>		<b>(392,843)</b>	<b>(193,500)</b>

The Association has not restated comparatives when initially applying AASB 9, the comparative information has been prepared under AASB 139 *Financial Instruments: Recognition and Measurement*.

The accompanying notes form part of these financial statements.

South Australian Netball Association Inc

ABN: 12 814 437 874

Statement of Financial Position  
30 September 2019

	Note	2019	2018
		\$	\$
<b>ASSETS</b>			
<b>CURRENT ASSETS</b>			
Cash and cash equivalents	7	6,157,806	7,335,506
Trade and other receivables	8	562,537	498,690
Inventories	9	27,269	26,781
Other assets	10	215,628	188,955
<b>TOTAL CURRENT ASSETS</b>		<b>6,963,240</b>	<b>8,049,932</b>
<b>NON-CURRENT ASSETS</b>			
Property, plant and equipment	11	3,482,917	3,037,629
<b>TOTAL NON-CURRENT ASSETS</b>		<b>3,482,917</b>	<b>3,037,629</b>
<b>TOTAL ASSETS</b>		<b>10,446,157</b>	<b>11,087,561</b>
<b>LIABILITIES</b>			
<b>CURRENT LIABILITIES</b>			
Trade and other payables	12	898,246	647,945
Employee benefits	13	160,747	184,916
Other financial liabilities	14	6,051,897	6,494,375
<b>TOTAL CURRENT LIABILITIES</b>		<b>7,110,890</b>	<b>7,327,236</b>
<b>NON-CURRENT LIABILITIES</b>			
Employee benefits	13	26,513	58,728
<b>TOTAL NON-CURRENT LIABILITIES</b>		<b>26,513</b>	<b>58,728</b>
<b>TOTAL LIABILITIES</b>		<b>7,137,403</b>	<b>7,385,964</b>
<b>NET ASSETS</b>		<b>3,308,754</b>	<b>3,701,597</b>
<b>EQUITY</b>			
Capital Works Reserve		400,000	400,000
Retained earnings		2,908,754	3,301,597
<b>TOTAL EQUITY</b>		<b>3,308,754</b>	<b>3,701,597</b>

The Association has not restated comparatives when initially applying AASB 9, the comparative information has been prepared under AASB 139 *Financial Instruments: Recognition and Measurement*.

The accompanying notes form part of these financial statements.



**South Australian Netball Association Inc**

ABN: 12 814 437 874

**Statement of Changes in Equity  
For the Year Ended 30 September 2019**

2019

	Retained Earnings	Capital Works Reserve	Total
	\$	\$	\$
<b>Balance at 1 October 2018</b>	3,301,597	400,000	3,701,597
Profit attributable to members	(392,843)	-	(392,843)
<b>Balance at 30 September 2019</b>	<u>2,908,754</u>	<u>400,000</u>	<u>3,308,754</u>

2018

	Retained Earnings	Capital Works Reserve	Total
	\$	\$	\$
<b>Balance at 1 October 2017</b>	3,495,097	400,000	3,895,097
Profit attributable to members	(193,500)	-	(193,500)
<b>Balance at 30 September 2018</b>	<u>3,301,597</u>	<u>400,000</u>	<u>3,701,597</u>

The Association has not restated comparatives when initially applying AASB 9, the comparative information has been prepared under AASB 139 *Financial Instruments: Recognition and Measurement*.

The accompanying notes form part of these financial statements.

**South Australian Netball Association Inc**

ABN: 12 814 437 874

**Statement of Cash Flows  
For the Year Ended 30 September 2019**

	2019 \$	2018 \$
<b>CASH FLOWS FROM OPERATING ACTIVITIES:</b>		
Receipts from customers	7,837,085	6,684,288
Payments to suppliers and employees	(7,852,252)	(6,654,671)
Interest received	12,563	36,926
Interest paid	(4,871)	-
Net cash provided by/(used in) operating activities	16 <u>(7,475)</u>	<u>66,543</u>
<b>CASH FLOWS FROM INVESTING ACTIVITIES:</b>		
Purchase of property, plant and equipment funded by capital grants	(726,391)	(125,960)
Capital grants received	-	5,107,594
Payments relating to work in progress funded by capital grants	(443,834)	-
Net cash provided by/(used in) investing activities	<u>(1,170,225)</u>	<u>4,981,634</u>
<b>CASH FLOWS FROM FINANCING ACTIVITIES:</b>		
Proceeds from borrowings	-	-
Repayment of borrowings	-	-
Net cash provided by/(used in) financing activities	<u>-</u>	<u>-</u>
Net increase/(decrease) in cash and cash equivalents held	(1,177,700)	5,048,177
Cash and cash equivalents at beginning of year	7,335,506	2,287,329
Cash and cash equivalents at end of financial year	7 <u>6,157,806</u>	<u>7,335,506</u>

The accompanying notes form part of these financial statements.



## South Australian Netball Association Inc

ABN: 12 814 437 874

### Notes to the Financial Statements For the Year Ended 30 September 2019

The financial statements cover South Australian Netball Association Inc as an individual entity. South Australian Netball Association Inc is a not-for-profit Association incorporated in South Australia under the *Associations Incorporation Act (SA) 1985* ('the Act').

The principal activities of the Association for the year ended 30 September 2019 were the promotion of netball throughout South Australia, the management of a sporting stadium, and managing the operation of the Adelaide Thunderbirds.

The functional and presentation currency of South Australian Netball Association Inc is Australian dollars.

The financial report was authorised for issue by the Board on 18 December 2019.

Comparatives that have previously been netted off in the past may now be classified separately within the financial report. This is a classification change only, and has not altered the results or the financial position of the Association for the prior year.

#### 1 Basis of Preparation

The financial statements are general purpose financial statements that have been prepared in accordance with the Australian Accounting Standards and the Act.

#### 2 Change in Accounting Policy

##### Financial Instruments - Adoption of AASB 9

The Association has adopted AASB 9 *Financial Instruments* for the first time in the current year with a date of initial adoption of 1 October 2018.

As part of the adoption of AASB 9, the Association adopted consequential amendments to other accounting standards arising from the issue of AASB 9 as follows:

- AASB 101 *Presentation of Financial Statements* requires the impairment of financial assets to be presented in a separate line item in the statement of profit or loss and other comprehensive income. In the comparative year, this information was presented as part of other expenses.
- AASB 7 *Financial Instruments: Disclosures* requires amended disclosures due to changes arising from AASB 9, this disclosures have been provided for the current year.

The key changes to the Association's accounting policy and the impact on these financial statements from applying AASB 9 are described below.

Changes in accounting policies resulting from the adoption of AASB 9 have been applied retrospectively except the Association has not restated any amounts relating to classification and measurement requirements including impairment which have been applied from 1 October 2018.

## South Australian Netball Association Inc

ABN: 12 814 437 874

### Notes to the Financial Statements For the Year Ended 30 September 2019

#### 2 Change in Accounting Policy

##### Financial Instruments - Adoption of AASB 9

##### Classification of financial assets

The financial assets of the Association have been reclassified into one of the following categories on adoption of AASB 9 based on primarily the business model in which a financial asset is managed and its contractual cash flow characteristics:

- Measured at amortised cost
- Fair value through profit or loss (FVTPL)
- Fair value through other comprehensive income - debt instruments (FVOCI - debt)
- Fair value through other comprehensive income - equity instruments (FVOCI - equity).

##### Impairment of financial assets

The incurred loss model from AASB 139 has been replaced with an expected credit loss model in AASB 9 for assets measured at amortised cost, contract assets and fair value through other comprehensive income. This has resulted in the earlier recognition of credit loss (bad debt provisions).

#### 3 Summary of Significant Accounting Policies

##### (a) Income Tax

The Association is exempt from income tax under Division 50 of the *Income Tax Assessment Act 1997*.

##### (b) Leases

Lease payments for operating leases, where substantially all of the risks and benefits remain with the lessor, are charged as expenses on a straight-line basis over the life of the lease term.

Lease incentives under operating leases are recognised as a liability and amortised on a straight-line basis over the life of the lease term.

##### (c) Revenue and other income

Revenue is recognised when the amount of the revenue can be measured reliably, it is probable that economic benefits associated with the transaction will flow to the Association and specific criteria relating to the type of revenue as noted below, has been satisfied.

Revenue is measured at the fair value of the consideration received or receivable and is presented net of returns, discounts and rebates.



**Notes to the Financial Statements**  
For the Year Ended 30 September 2019

**3 Summary of Significant Accounting Policies**

**(c) Revenue and other income**

**Grant revenue**

Grants are recognised at fair value where there is reasonable assurance that the grant will be received and can be reliably measured. Grants that are enforceable and contain reciprocal benefits are recorded as liabilities on the statement of financial position and the revenue is recognised as the as the funds are spent.

**(d) Borrowing costs**

Borrowing costs that are directly attributable to the acquisition, construction or production of a qualifying asset are capitalised as part of the cost of that asset.

All other borrowing costs are recognised as an expense in the period in which they are incurred.

**(e) Goods and services tax (GST)**

Revenue, expenses and assets are recognised net of the amount of goods and services tax (GST), except where the amount of GST incurred is not recoverable from the Australian Taxation Office (ATO).

Receivables and payable are stated inclusive of GST.

Cash flows in the statement of cash flows are included on a gross basis and the GST component of cash flows arising from investing and financing activities which is recoverable from, or payable to, the taxation authority is classified as operating cash flows.

**(f) Inventories**

Inventories are measured at the lower of cost and net realisable value. Cost of inventory is determined using the first-in-first-out basis and is net of any rebates and discounts received. Net realisable value is estimated using the most reliable evidence available at the reporting date and inventory is written down through an obsolescence provision if necessary.

**(g) Property, plant and equipment**

Each class of property, plant and equipment is carried at cost or fair value less, where applicable, any accumulated depreciation and impairment.

Items of property, plant and equipment acquired for nil or nominal consideration have been recorded at the acquisition date fair value.

**Land and buildings**

Land and buildings are measured using the revaluation model.

**Plant and equipment**

Plant and equipment are measured using the revaluation model.

**Notes to the Financial Statements**  
For the Year Ended 30 September 2019

**3 Summary of Significant Accounting Policies**

**(g) Property, plant and equipment**

**Depreciation**

Property, plant and equipment, excluding freehold land, is depreciated on a straight-line basis over the assets useful life to the Association, commencing when the asset is ready for use.

Leased assets and leasehold improvements are amortised over the shorter of either the unexpired period of the lease or their estimated useful life.

The depreciation rates used for each class of depreciable asset are shown below:

<b>Fixed asset class</b>	<b>Depreciation rate</b>
Buildings	2.5%
Plant and Equipment	10 - 67%
Motor Vehicles	20 - 25%
Office Equipment	20 - 40%
Computer Equipment	20 - 67%
Improvements	2.5 - 40%

At the end of each annual reporting period, the depreciation method, useful life and residual value of each asset is reviewed. Any revisions are accounted for prospectively as a change in estimate.

**(h) Financial instruments**

Financial instruments are recognised initially on the date that the Association becomes party to the contractual provisions of the instrument.

On initial recognition, all financial instruments are measured at fair value plus transaction costs (except for instruments measured at fair value through profit or loss where transaction costs are expensed as incurred).

**Financial assets**

All recognised financial assets are subsequently measured in their entirety at either amortised cost or fair value, depending on the classification of the financial assets.

*Classification*

On initial recognition, the Association classifies its financial assets as amortised cost.

Financial assets are not reclassified subsequent to their initial recognition unless the Association changes its business model for managing financial assets.



**Notes to the Financial Statements**  
**For the Year Ended 30 September 2019**

**3 Summary of Significant Accounting Policies**

**(h) Financial instruments**

**Financial assets**

*Amortised cost*

Assets measured at amortised cost are financial assets where:

- the business model is to hold assets to collect contractual cash flows; and
- the contractual terms give rise on specified dates to cash flows are solely payments of principal and interest on the principal amount outstanding.

The Association's financial assets measured at amortised cost comprise trade and other receivables and cash and cash equivalents in the statement of financial position.

Subsequent to initial recognition, these assets are carried at amortised cost using the effective interest rate method less provision for impairment.

Interest income and impairment are recognised in profit or loss. Gain or loss on derecognition is recognised in profit or loss.

*Impairment of financial assets*

Impairment of financial assets is recognised on an expected credit loss (ECL) basis.

When determining whether the credit risk of a financial assets has increased significantly since initial recognition and when estimating ECL, the Association considers reasonable and supportable information that is relevant and available without undue cost or effort. This includes both quantitative and qualitative information and analysis based on the Association's historical experience and informed credit assessment and including forward looking information.

The Association uses the presumption that an asset which is more than 30 days past due has seen a significant increase in credit risk.

The Association uses the presumption that a financial asset is in default when:

- the other party is unlikely to pay its credit obligations to the Association in full, without recourse to the Association to actions such as realising security (if any is held); or
- the financial assets is more than 90 days past due.

Credit losses are measured as the present value of the difference between the cash flows due to the Association in accordance with the contract and the cash flows expected to be received. This is applied using a probability weighted approach.

**Notes to the Financial Statements**  
**For the Year Ended 30 September 2019**

**3 Summary of Significant Accounting Policies**

**(h) Financial instruments**

**Financial assets**

*Trade receivables*

Impairment of trade receivables has been determined using the simplified approach in AASB 9 which uses an estimation of lifetime expected credit losses. The Association has determined the probability of non-payment of the receivable and multiplied this by the amount of the expected loss arising from default.

The amount of the impairment is recorded in a separate allowance account with the loss being recognised in finance expense. Once the receivable is determined to be uncollectable then the gross carrying amount is written off against the associated allowance.

Where the Association renegotiates the terms of trade receivables due from certain customers, the new expected cash flows are discounted at the original effective interest rate and any resulting difference to the carrying value is recognised in profit or loss.

**Financial liabilities**

The Association measures all financial liabilities initially at fair value less transaction costs, subsequently financial liabilities are measured at amortised cost using the effective interest rate method.

The financial liabilities of the Association comprise trade payables, income in advance and grants in advance.

**(i) Cash and cash equivalents**

Cash and cash equivalents comprises cash on hand, demand deposits and short-term investments which are readily convertible to known amounts of cash and which are subject to an insignificant risk of change in value.

Bank overdrafts also form part of cash equivalents for the purpose of the statement of cash flows and are presented within current liabilities on the statement of financial position.

**(j) Employee benefits**

Provision is made for the Association's liability for employee benefits arising from services rendered by employees to the end of the reporting period. Employee benefits that are expected to be wholly settled within one year have been measured at the amounts expected to be paid when the liability is settled.

Employee benefits expected to be settled more than one year after the end of the reporting period have been measured at the present value of the estimated future cash outflows to be made for those benefits. In determining the liability, consideration is given to employee wage increases and the probability that the employee may satisfy vesting requirements. Cashflows are discounted using market yields on high quality corporate bond rates incorporating bonds rated AAA or AA by credit agencies, with terms to maturity that match the expected timing of cashflows. Changes in the measurement of the liability are recognised in profit or loss.

**(k) Reserves**

This reserve was created in 2011/12. Amounts allocated to this reserve are determined by the board on an annual basis. The funds will primarily be used for capital works.



**South Australian Netball Association Inc**

ABN: 12 814 437 874

**Notes to the Financial Statements  
For the Year Ended 30 September 2019**

**3 Summary of Significant Accounting Policies**

**(l) Adoption of new and revised accounting standards**

The Association has adopted all standards which became effective for the first time at 30 September 2019, the adoption of these standards has not caused any material adjustments to the reported financial position, performance or cash flow of the Association. Refer to Note 2 for details of the changes due to standards adopted.

**(m) New Accounting Standards and Interpretations**

The AASB has issued new and amended Accounting Standards and Interpretations that have mandatory application dates for future reporting periods. The Association has decided not to early adopt these Standards. The following table summarises those future requirements, and their impact on the Association where the standard is relevant:

Standard Name	Effective date for entity	Requirements	Impact
AASB 16 Leases	1 January 2019	AASB 16 will cause the majority of leases of an entity to be brought onto the statement of financial position. There are limited exceptions relating to short-term leases and low value assets which may remain off balance sheet. The calculation of the lease liability will take into account appropriate discount rates, assumptions about lease term and increases in lease payments. A corresponding right to use asset will be recognised which will be amortised over the term of the lease. Rent expense will no longer be shown, the profit and loss impact of the leases will be through amortisation and interest charges.	The impact of AASB 16 has not yet been quantified as the lease for the stadium is still under negotiation. Once the details have been agreed, a lease liability will be brought to the statement of financial position, with a corresponding right of use asset to the same value being recognised. Interest and amortisation expense will increase and rental expense will decrease.

**4 Critical Accounting Estimates and Judgments**

The directors make estimates and judgements during the preparation of these financial statements regarding assumptions about current and future events affecting transactions and balances.

These estimates and judgements are based on the best information available at the time of preparing the financial statements, however as additional information is known then the actual results may differ from the estimates.

The significant estimates and judgements made have been described below.

**Key estimates - impairment of property, plant and equipment**

The Association assesses impairment at the end of each reporting period by evaluating conditions specific to the Association that may be indicative of impairment triggers. Recoverable amounts of relevant assets are reassessed using value-in-use calculations which incorporate various key assumptions.

**South Australian Netball Association Inc**

ABN: 12 814 437 874

**Notes to the Financial Statements  
For the Year Ended 30 September 2019**

**5 Revenue and Other Income**

	2019	2018
	\$	\$
- Affiliation fees	1,464,192	1,279,151
- Sponsorship income	1,704,927	1,521,627
- Grants and distributions received	1,266,221	1,035,428
- Entrance fees and season passes	1,007,236	1,041,053
- Hospitality	525,133	585,329
- Facility Hire	363,466	336,587
- Membership and ticket sales	427,750	433,274
- Participation and community education	494,323	466,004
- Recharges	148,755	127,845
- Merchandise sales	17,220	41,933
- Interest received	(6,862)	36,926
- Other income	120,152	134,780
- Income related to Darwin game	380,982	-
<b>Total Revenue and other income</b>	<b>7,913,495</b>	<b>7,039,937</b>

**6 Other expenses**

The result for the year includes the following specific expenses:

Advertising	158,460	149,245
Event expenses	241,344	166,087
Professional services	276,612	293,253
Electricity	109,450	117,580
Insurance - Participants and general	329,553	232,020
Netball Australia Levy	174,483	155,767
Motor vehicle expenses	131,032	85,910
Honorariums for Officials and Coaching Staff	300,289	208,807
Grants and development distributions	69,676	50,633
Registration and participation fees	109,560	73,341
Travel	353,530	227,105
Uniforms	173,215	140,238
Sponsor servicing	163,356	90,501
Facility lease expenditure	153,329	186,834
Doubtful debts	31,255	7,649
Expenses related to Darwin game	304,980	-
	<b>3,080,124</b>	<b>2,184,970</b>



South Australian Netball Association Inc

ABN: 12 814 437 874

Notes to the Financial Statements  
For the Year Ended 30 September 2019

7 Cash and Cash Equivalents

	2019	2018
	\$	\$
Cash on hand	14,018	18,290
Cash at bank	6,143,788	7,317,216
<b>Total cash and cash equivalents</b>	<b>6,157,806</b>	<b>7,335,506</b>

8 Trade and Other Receivables

CURRENT	2019	2018
Trade receivables	593,996	506,339
Provision for doubtful debts	(31,459)	(7,649)
<b>Total current trade and other receivables</b>	<b>562,537</b>	<b>498,690</b>

The carrying value of trade receivables is considered a reasonable approximation of fair value due to the short-term nature of the balances.

The maximum exposure to credit risk at the reporting date is the fair value of each class of receivable in the financial statements.

9 Inventories

CURRENT	2019	2018
Merchandise & trading stock	27,269	26,781
<b>Total inventories</b>	<b>27,269</b>	<b>26,781</b>

10 Other Assets

CURRENT	2019	2018
Prepayments	110,413	132,810
Accrued income	105,215	56,145
<b>Total other current assets</b>	<b>215,628</b>	<b>188,955</b>

South Australian Netball Association Inc

ABN: 12 814 437 874

Notes to the Financial Statements  
For the Year Ended 30 September 2019

11 Property, plant and equipment

	2019	2018
	\$	\$
Financial interest in stadium facility	3,650,144	3,650,144
Property held out for use - at cost	(1,526,269)	(1,435,015)
Accumulated depreciation		
Total property held out for use	<b>2,123,875</b>	<b>2,215,129</b>
Stadium Steel Shelters	226,369	226,369
Accumulated depreciation	(77,295)	(71,636)
Total stadium steel shelters	<b>149,074</b>	<b>154,733</b>
Building Improvements	899,168	550,328
Accumulated depreciation	(339,456)	(250,615)
Total building improvements	<b>559,712</b>	<b>299,713</b>
Plant and equipment	470,842	392,091
Accumulated depreciation	(268,892)	(222,345)
Total plant and equipment	<b>201,950</b>	<b>169,746</b>
Furniture, fixtures and fittings	326,240	316,556
Accumulated depreciation	(276,159)	(264,806)
Total furniture, fixtures and fittings	<b>50,081</b>	<b>51,750</b>
Motor vehicles	47,958	47,958
Accumulated depreciation	(44,281)	(43,143)
Total motor vehicles	<b>3,677</b>	<b>4,815</b>
Computer equipment	327,258	315,365
Accumulated depreciation	(256,598)	(220,285)
Total computer equipment	<b>70,660</b>	<b>95,080</b>
Capital work in progress	323,888	46,663
<b>Total property, plant and equipment</b>	<b>3,482,917</b>	<b>3,037,629</b>



**Notes to the Financial Statements**  
For the Year Ended 30 September 2019

**11 Property, plant and equipment**

**(a) Movements in carrying amounts of property, plant and equipment**

Movement in the carrying amounts for each class of property, plant and equipment between the beginning and the end of the current financial year:

	Property held out for use \$	Stadium Steel Shelters \$	Building Improvements \$	Plant and Equipment \$
<b>Year ended 30 September 2019</b>				
Balance at beginning of the year	2,215,129	154,733	299,713	169,746
Additions	-	-	-	5,691
Transfers from Capital WIP	-	-	348,840	73,060
Depreciation expense	(91,254)	(5,659)	(88,841)	(46,547)
<b>Balance at the end of the year</b>	<b>2,123,875</b>	<b>149,074</b>	<b>559,712</b>	<b>201,950</b>
	Furniture, Fixtures and Fittings \$	Motor Vehicles \$	Computer Equipment \$	Capital work in progress \$
<b>Year ended 30 September 2019</b>				
Balance at beginning of the year	51,750	4,815	95,080	46,663
Additions	-	-	4,318	716,384
Transfers from Capital WIP	9,684	-	7,575	(439,159)
Depreciation expense	(11,353)	(1,138)	(36,313)	-
<b>Balance at the end of the year</b>	<b>50,081</b>	<b>3,677</b>	<b>70,660</b>	<b>323,888</b>
			<b>Total</b>	
			\$	
<b>Year ended 30 September 2019</b>				
Balance at beginning of the year			3,037,629	
Additions			726,393	
Transfers from Capital WIP			-	
Depreciation expense			(281,105)	
<b>Balance at the end of the year</b>			<b>3,482,917</b>	

**Notes to the Financial Statements**  
For the Year Ended 30 September 2019

**12 Trade and Other Payables**

	2019 \$	2018 \$
<b>CURRENT</b>		
Trade payables	290,829	268,692
Accrued employee benefits	192,364	83,969
Sundry payables and accrued expenses	182,970	120,804
GST, FBT, PAYG and Payroll Tax	175,022	162,295
Insurance premium funding	24,489	-
Clearing accounts	32,572	12,185
<b>Total trade and other payables</b>	<b>898,246</b>	<b>647,945</b>

Trade and other payables are unsecured, non-interest bearing and are normally settled within 30 days. The carrying value of trade and other payables is considered a reasonable approximation of fair value due to the short-term nature of the balances.

**13 Employee Benefits**

<b>Current liabilities</b>		
Annual leave	100,921	141,654
Long service leave	59,826	43,262
<b>Total current employee benefits</b>	<b>160,747</b>	<b>184,916</b>
<b>Non-current liabilities</b>		
Long service leave	26,513	58,728

**14 Other Financial Liabilities**

<b>CURRENT</b>		
Government grants	6,012,331	6,456,164
Amounts received in advance	39,566	38,211
<b>Total other financial liabilities</b>	<b>6,051,897</b>	<b>6,494,375</b>



## South Australian Netball Association Inc

ABN: 12 814 437 874

### Notes to the Financial Statements For the Year Ended 30 September 2019

#### 15 Financial Risk Management

The Association is exposed to a variety of financial risks through its use of financial instruments.

The Association's overall risk management plan seeks to minimise potential adverse effects due to the unpredictability of financial markets.

The most significant financial risks to which the Association is exposed to are described below:

##### Specific risks

- Liquidity risk
- Credit risk
- Market risk - interest rate risk and price risk

##### Financial instruments used

The principal categories of financial instrument used by the Association are:

- Trade receivables
- Cash at bank
- Trade and other payables

##### Liquidity risk

Liquidity risk arises from the Association's management of working capital and the finance charges and principal repayments on its debt instruments. It is the risk that the Association will encounter difficulty in meeting its financial obligations as they fall due.

The Association's policy is to ensure that it will always have sufficient cash to allow it to meet its liabilities as and when they fall due. The Association maintains cash and marketable securities to meet its liquidity requirements for up to 30-day periods. Funding for long-term liquidity needs is additionally secured by an adequate amount of committed credit facilities and the ability to sell long-term financial assets.

The Association manages its liquidity needs by carefully monitoring scheduled debt servicing payments for long-term financial liabilities as well as cash-outflows due in day-to-day business.

Liquidity needs are monitored in various time bands, on a day-to-day and week-to-week basis, as well as on the basis of a rolling 30-day projection. Long-term liquidity needs for a 180-day and a 360-day period are identified monthly.

At the reporting date, these reports indicate that the Association expected to have sufficient liquid resources to meet its obligations under all reasonably expected circumstances and will not need to draw down any of the financing facilities.

Financial guarantee liabilities are treated as payable on demand since South Australian Netball Association Inc has no control over the timing of any potential settlement of the liabilities.

## South Australian Netball Association Inc

ABN: 12 814 437 874

### Notes to the Financial Statements For the Year Ended 30 September 2019

#### 15 Financial Risk Management

##### Liquidity risk

The timing of cash flows presented in the table to settle financial liabilities reflects the earliest contractual settlement dates and does not reflect management's expectations that banking facilities will be rolled forward. The amounts disclosed in the table are the undiscounted contracted cash flows and therefore the balances in the table may not equal the balances in the statement of financial position due to the effect of discounting.

##### Credit risk

Credit risk refers to the risk that a counterparty will default on its contractual obligations resulting in a financial loss to the Association.

Credit risk arises from cash and cash equivalents, deposits with banks and financial institutions, as well as credit exposure to wholesale and retail customers, including outstanding receivables and committed transactions.

The credit risk for liquid funds and other short-term financial assets is considered negligible, since the counterparties are reputable banks with high quality external credit ratings.

##### Trade receivables

Trade receivables consist of a large number of customers, spread across diverse industries and geographical areas. Ongoing credit evaluation is performed on the financial condition of accounts receivable.

The Board receives monthly reports summarising the turnover, trade receivables balance and aging profile of each of the key customers individually and the Association's other customers analysed by industry sector as well as a list of customers currently transacting on a prepayment basis or who have balances in excess of their credit limits.

The Association's exposure to credit risk is influenced mainly by the individual characteristics of each customer. However, management also considers the factors that may influence the credit risk of its customer base, including the default risk associated with the industry and country in which the customers operate.

The Association has no significant concentration of credit risk with respect to any single counterparty or group of counterparties.

The following table details the Association's trade and other receivables exposure to credit risk (prior to collateral and other credit enhancements) with ageing analysis and impairment provided for thereon. Amounts are considered as 'past due' when the debt has not been settled, within the terms and conditions agreed between the Association and the customer or counter party to the transaction. Receivables that are past due are assessed for impairment by ascertaining solvency of the debtors and are provided for where there is objective evidence indicating that the debt may not be fully repaid to the Association.

The balances of receivables that remain within initial trade terms (as detailed in the table) are considered to be of high credit quality.



South Australian Netball Association Inc

ABN: 12 814 437 874

Notes to the Financial Statements

For the Year Ended 30 September 2019

15 Financial Risk Management

	Gross amount	Past due and impaired	Past due but not impaired (days overdue)				Within initial trade terms
			< 30	31-60	61-90	> 90	
	\$	\$	\$	\$	\$	\$	\$
<b>2019</b>							
Trade receivables	577,486	-	-	34,981	192,675	71,010	278,820
Total	577,486	-	-	34,981	192,675	71,010	278,820
<b>2018</b>							
Trade receivables	506,339	-	-	59,280	38,862	82,379	325,818
Total	506,339	-	-	59,280	38,862	82,379	325,818

The Association does not hold any financial assets with terms that have been renegotiated, but which would otherwise be past due or impaired.

Market risk

Market risk is the risk that the fair value or future cash flows of a financial instrument will fluctuate because of changes in market prices.

(i) Interest rate risk

The Association is exposed to interest rate risk as funds are borrowed at floating and fixed rates. Borrowings issued at fixed rates expose the Association to fair value interest rate risk. The Association's policy is to minimise interest rate cash flow risk exposures on long-term financing. Longer-term borrowings are therefore usually at fixed rates. At the reporting date, the Association is exposed to changes in market interest rates through its bank borrowings, which are subject to variable interest rates.

16 Cash Flow Information

Reconciliation of net income to net cash provided by operating activities:

	2019	2018
	\$	\$
Profit for the year	(392,843)	(193,500)
Cash flows excluded from profit attributable to operating activities		
- depreciation	281,105	252,822
Changes in assets and liabilities:		
- (increase)/decrease in trade and other receivables	(63,846)	(43,582)
- (increase)/decrease in other assets	(26,674)	(21,247)
- (increase)/decrease in prepayments	(488)	(3,134)
- increase/(decrease) in trade and other payables	251,656	42,743
- increase/(decrease) in employee benefits	(56,387)	32,441
Cashflows from operations	(7,477)	66,543

South Australian Netball Association Inc

ABN: 12 814 437 874

Notes to the Financial Statements

For the Year Ended 30 September 2019

17 Key Management Personnel Remuneration

The totals of remuneration paid to the key management personnel of South Australian Netball Association Inc during the year are as follows:

	2019	2018
	\$	\$
Short-term employee benefits	596,734	588,250
Post-employment benefits	50,857	61,046
<b>Total remuneration paid to the key management personnel</b>	<b>647,591</b>	<b>649,296</b>

18 Auditors' Remuneration

Remuneration of the auditor [Bentleys SA], for:

	2019	2018
	\$	\$
- Auditing the financial report	9,900	9,700
- Preparing the financial report	2,550	2,500
<b>Total auditor remuneration</b>	<b>12,450</b>	<b>12,200</b>

19 Contingencies

In the opinion of the Board, the Association did not have any contingencies at 30 September 2019 (30 September 2018:None).

20 Related Parties

Transactions between related parties are on normal commercial terms and conditions no more favourable than those available to other parties unless otherwise stated.

The following transactions occurred with related parties:

	Purchases	Sales	Other	Balance outstanding	
				Owed to the association	Owed by the association
	\$	\$	\$	\$	\$
<b>Mr G Gilbert (President)</b>					
Umpiring duties	-	-	3,180	-	-
<b>Ms M Carter</b>					
Coaching course presenter	-	-	2,000	-	-
Mentor coaching	-	-	275	-	-



**South Australian Netball Association Inc**

ABN: 12 814 437 874

**Notes to the Financial Statements  
For the Year Ended 30 September 2019**

**21 Events after the end of the Reporting Period**

No matters or circumstances have arisen since the end of the financial year which significantly affected or may significantly affect the operations of the Association, the results of those operations or the state of affairs of the Association in future financial years.

**22 Statutory Information**

The registered office and principal place of business of the association is:

South Australian Netball Association Inc.  
155 Railway Terrace  
MILE END SA 5031

**South Australian Netball Association Inc**


ABN: 12 814 437 874

**Statement by the Directors**

In the opinion of the Directors the financial report as set out on pages 2 to 22:

1. Present fairly the results of the operations of South Australian Netball Association Inc as at 30 September 2019 and its state of affairs for the year ended on that date in accordance with Australian Accounting Standards (including Australian Accounting Interpretations) of the Australian Accounting Standards Board.
2. At the date of this statement, there are reasonable grounds to believe that South Australian Netball Association Inc will be able to pay its debts as and when they fall due.

This statement is made in accordance with a resolution of the Directors and is signed for and on behalf of the Directors by:

President .....   
Graeme Gilbert

Director .....   
Glenn Docherty

Dated this 18<sup>th</sup> day of December 2019





**Bentleys SA Audit Partnership**

Level 5  
63 Pirie Street  
Adelaide SA 5000

GPO Box 939  
Adelaide SA 5001

ABN 43 877 091 903

T +61 8 8372 7900  
F +61 8 8372 7999

admin@adel.bentleys.com.au  
bentleys.com.au



**INDEPENDENT AUDITOR'S REPORT  
TO THE MEMBERS OF SOUTH AUSTRALIAN  
NETBALL ASSOCIATION INC.**

**Opinion**

We have audited the accompanying financial report of South Australian Netball Association Inc., which comprises the Statement of Financial Position as at 30 September 2019 and the Statement of Profit and Loss and Other Comprehensive Income, Statement of Changes in Equity, Statement of Cash Flows for the year ended on that date, a summary of significant accounting policies and other explanatory notes and the statement by Directors.

In our opinion:

The financial report of South Australian Netball Association Inc. is in accordance with the *Associations Incorporation Act (SA) 1985*, including:

- i. giving a true and fair view of the association's financial position as at 30 September 2019 and of its performance for the year ended on that date; and
- ii. complying with Australian Accounting Standards (including the Australian Accounting Interpretations and the *Associations Incorporation Act (SA) 1985*).

**Basis for Opinion**

We conducted our audit in accordance with Australian Auditing Standards. Our responsibilities under those standards are further described in the Auditor's Responsibilities for the Audit of the Financial Report section of our report. We are independent of the South Australian Netball Association Inc in accordance with the ethical requirements of the Accounting Professional and Ethical Standards Board's APES 110 Code of Ethics for Professional Accountants (the Code) that are relevant to our audit of the financial report in Australia. We have also fulfilled our other ethical responsibilities in accordance with the Code. We believe that the audit evidence we have obtained is sufficient and appropriate to provide a basis for our opinion.

**Responsibilities of Management and Those Charged with Governance for the Financial Report**

Management is responsible for the preparation and fair presentation of the financial report in accordance with Australian Accounting Standards, and for such internal control as management determines is necessary to enable the preparation of the financial report that is free from material misstatement, whether due to fraud or error.

In preparing the financial report, management is responsible for assessing the association's ability to continue as a going concern, disclosing, as applicable, matters related to going concern and using the going concern basis of accounting unless management either intends to liquidate the association or to cease operations, or has no realistic alternative but to do so.

Those charged with governance are responsible for overseeing the association's financial reporting process.

**Auditor's Responsibilities for the Audit**

Our objectives are to obtain reasonable assurance about whether the financial report as a whole is free from material misstatement, whether due to fraud or error, and to issue an auditor's report that includes our opinion. Reasonable assurance is a high level of assurance, but is not a guarantee that an audit conducted in accordance with Australian Auditing Standards will always detect a material misstatement when it exists. Misstatements can arise from fraud or error and are considered material if, individually or in the aggregate, they could reasonably be expected to influence the economic decisions of users taken on the basis of the financial report.

A further description of our responsibilities for the audit of the financial report is located at the Auditing and Assurance Standards Board website at: <http://www.auasb.gov.au/Home.aspx>. This description forms part of our auditor's report.

**BENTLEYS SA AUDIT PARTNERSHIP**

DAVID PAPA  
Partner

Dated at Adelaide this 20<sup>th</sup> day of December 2019



A member of Bentleys, a network of independent advisory and accounting firms located throughout Australia, New Zealand and China that trade as Bentleys. All members of the Bentleys Network are affiliated only, are separate legal entities and not in partnership. Liability limited by a scheme approved under Professional Standards Legislation. A member of Allinial Global – an association of independent accounting and consulting firms.

- ▶ Advisors
- ▶ Accountants
- ▶ Auditors





netball  
AUSTRALIA

EYRE  
NETBALL  
ACADEMY  
2018

Eastern Eyre  
Far West  
Great Flinders  
Mid West  
Port Lincoln  
South Association

GS

6



**NETBALL SOUTH AUSTRALIA**

Priceline Stadium, 155 Railway Terrace,  
Mile End South SA 5031  
(08) 8238 0500  
info@netballsa.asn.au  
sa.netball.com.au

