

Architectural Forum / the magazine of building / June 1958



FORUM

Brussels Fair

Plumbing Fixtures by **RICHMOND**

100 CHURCH STREET, NEW YORK, N. Y.

OWNER & BUILDER Erwin S. Wolfson

GENERAL CONTRACTOR Diesel Construction Company, Inc.



ARCHITECT Emery Roth & Sons

MECHANICAL ENGINEER Rutherford L. Stinard

PLUMBING CONTRACTOR Wachtel Plumbing Company, Inc.

PLUMBING WHOLESALE GLAUBER, Inc.

Covering a full city block, this million-square-foot addition to Manhattan—"front office" of the business world—was designed specifically to attract corporate headquarters. With this in mind, of course, only the highest quality was acceptable. Naturally, Richmond Plumbing Fixtures were selected. Unsurpassed in performance, style and durable beauty, these fixtures provide lifelong service with minimum maintenance. They are the ideal choice for *your* next project, too, whether commercial, industrial, institutional or residential. Write for complete catalog or consult Sweet's File.



RICHMOND
PLUMBING FIXTURES

Division of Rheem Manufacturing Company
16 Pearl Street, Metuchen, N. J.

The Fastest Growing Name in Plumbing Fixtures

EDITORIAL

Constant restoration 75

CURRENT ARCHITECTURE

The best at Brussels 78

Hidden amid the engineering stunts at the 1958 World's Fair are five solid architectural achievements. A ten-page picture report.

IBM's new industrial campus 104

Architect John Bolles uses sculpture and murals to temper IBM's awesome world of electronics.

THE BUSINESS OF BUILDING

The high cost of renting 101

The tax collector's favoritism toward home owners is hurting rental housing and, in turn, the city.

How much should architects be paid? 108

Critics of the percentage fee system advocate a method that will more accurately reflect actual design costs.

CITY BUILDING

New heart for Baltimore 88

The Charles Center project may revolutionize redevelopment theory. Reason: it will use no federal money.

Building's two-star general 118

West Pointer Otto Nelson, a vice president of New York Life Insurance Co., is a highly skilled strategist in the battle for urban renewal.

THE ART OF ARCHITECTURE

Architecture and the individual 112

What modern humanists are doing to get man out of the box of machine-made architecture. Fourth in a series.

GALLERY

Architecture worth saving 93

Much of America's architectural heritage has been destroyed; some stands doomed today. Here are examples in each category, plus a few treasures that have been delivered from destruction.

TECHNOLOGY

Mapping and measuring in 3-D 120

The science of photogrammetry is fast becoming an important tool for city planning, site selection, and architectural research.

Geodesic roundhouse 126

The biggest dome yet built—measuring 375 feet across—will shelter a repair shop for tank cars in Baton Rouge, Louisiana.

5 News

25 Projects

31 People

69 Forum

133 Close-ups —a new department

139 Products

153 Books

161 Excerpts

195 Abroad

Cover: Design by Ray Komai based on roof structure of Spanish pavilion at World's Fair in Brussels (story, page 78)

70 Editorial, subscription, and advertising data

200 Advertising index

VOLUME 108, NUMBER 6

Published monthly by TIME, INC.
9 Rockefeller Plaza,
New York 20, N.Y.

Entered as second-class matter
at New York, N.Y.

Subscription price \$6.50 a year

© 1958 TIME INC. All rights reserved.



Q. *High Cost, "Special" Lighting Job?*

A. *No, Fixtures are Standard — by Litecontrol*

This adroitly planned and handsomely furnished (and illuminated) interior is the main banking floor of the Society for Savings, West Hartford, Connecticut. There is a note of restful charm to the room yet the premises are entirely functional and business-like.

Embedded in acoustic plaster, Litecontrol 6000 Series equipment, with Plexiglas dish diffusers provides the basic lighting (the cone shaped fixtures were supplied by others). The perfectly straight rows of fixtures illuminate *under and by*. A trigger catch on a removable hinged door provides easy access for servicing.

Like all good installations, this was a "team job" of architect, engineer, electrical contractor, client and ourselves. If *you* are looking for a lighting equipment manufacturer for *your* "team" who can help produce results like this *at sensible cost* — look to Litecontrol.

INSTALLATION:

Society for Savings, West Hartford, Connecticut

ARCHITECT:

Jeter & Cook, Hartford, Connecticut

ENGINEER:

Henri van Zelm Associates — Designed by Walter Heywood

ELECTRICAL CONTRACTOR:

The Preston Electric Co., West Hartford, Connecticut

FIXTURES:

Litecontrol No. 6044-RS 4 lamp recessed 2' x 4' fixtures with translucent Plexiglas dish. F40T12/CW/RS 40 watt Standard Cool White Rapid Start lamps.

CEILING HEIGHT:

12' — 0"

INTENSITY:

Average 110 foot-candles in service.



LITECONTROL

Fixtures

KEEP UPKEEP DOWN

LITECONTROL CORPORATION.

36 Pleasant Street, Watertown 72, Massachusetts

DESIGNERS, ENGINEERS AND MANUFACTURERS OF FLUORESCENT LIGHTING EQUIPMENT DISTRIBUTED ONLY THROUGH ACCREDITED WHOLESALERS

new shockproof Olsonite seat

95

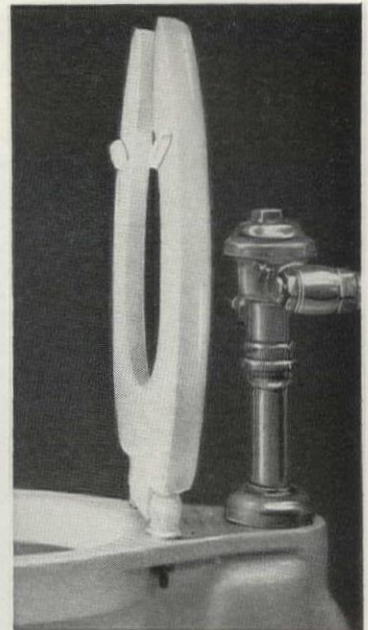


Extra strength No. 95 Olsonite includes lock nuts and washers that allow permanent installation with finger pressure alone.

Extra heavy construction with a full 1 1/4 inches of high impact Olsonite material.



Snap-in vinyl bumpers with the resiliency of rubber have no metal to corrode. Vinyl will not yellow—has 8 to 10 times the life of rubber bumpers.



Concealed check hinge prevents seat from rising more than 11° past vertical. It's standard on all Olsonite No. 95's and 97's.



Additional strength is provided by the durable heavy-duty brass reinforcing plate. No wood filling to crack.

High impact construction and extra strength design makes it ideal for all non-residential installations

Never before has any manufacturer offered a seat more able to "take it" and remain sanitary and attractive. Extra strength, high impact material has been combined with a tough, shock absorbing, brass reinforcing plate to make the Olsonite No. 95 an incomparable choice for all non-residential installations. The Olsonite 95 will not discolor—it looks sanitary and *stays* sanitary. Available in white or black only, the Olsonite No. 95 is for elongated bowls. No. 97 fits regular bowls.

SWEDISH CRUCIBLE STEEL COMPANY, Plastics Division
8801 CONANT AVE., DETROIT 11, MICH. 58-A1
ORIGINATORS OF THE SOLID PLASTIC SEAT

SOLID Olsonite SEATS

THE VAST MAJORITY OF THE NATION'S FINE BUILDINGS ARE SLOAN EQUIPPED

MILTON M. SCHWARTZ & ASSOCIATES
architect

A. H. SCHWARTZ
mechanical consultant

C. A. THARNSTROM & COMPANY
general contractor

ECONOMY PLUMBING & HEATING CO.
plumbing contractor

MID-CITY PLUMBING SUPPLY CO.
plumbing wholesaler



Chicago's
**ENTIRELY NEW
HOTEL CONCEPT**

• The new \$6-million, 40-story EXECUTIVE HOUSE, soon to be completed in downtown CHICAGO, bears the distinction of being the tallest reinforced concrete building in the U. S., and the first hotel to establish a new concept in operations. Approximately half of its 448 units will be leased to business firms to accommodate out-of-city clients or company representatives who make frequent business trips to Chicago. Suites consist

of studio-living room, kitchenette, bath and shower. Larger units include bedroom. All areas throughout the building will be comfortized by a combined heating and cooling system. The building is sheathed in stainless steel and glass, and nearly three-fourths of the units will have private balconies. As are thousands of other great buildings, this remarkable hotel structure is completely equipped with SLOAN *Flush* VALVES.



SLOAN *Flush* **VALVES**

FAMOUS FOR EFFICIENCY, DURABILITY, ECONOMY

SLOAN VALVE COMPANY • CHICAGO • ILLINOIS

Another achievement in efficiency, endurance and economy is the SLOAN *Act-O-Matic* SHOWER HEAD, which is automatically self-cleaning each time it is used! No clogging. No dripping. Architects and Engineers specify, and Wholesalers and Master Plumbers recommend the *Act-O-Matic* — the better shower head for better bathing.

Write for completely descriptive folder



Construction outlook brightens; "indicators" of future building activity turn up

In the first four months of this year, construction has been about on a par with 1957. Total new construction for the January-April period was \$13.4 billion, or just 2 per cent better in dollars than the same period last year. Although the rise in building costs has slowed lately, most measures of costs indicate they have risen at least 3 per cent in the past year, indicating that the volume of physical construction put in place is actually trailing last year slightly. But now there are firm indications that construction will pick up markedly as the industry moves into summer, and building may even do what forecasters predicted a few months ago—be a major factor in pulling the economy out of the recession.

Here are some of the key indicators that are causing building industry economists—including FORUM's Consultant Miles Colean—to feel a little better about their early forecasts:

▶The National Lumber Manufacturers Association reported that new orders for lumber in the first week of May were 5 per cent above the like week a year ago, making the third straight week orders had been ahead of 1957. All through last year, new orders lagged behind 1956.

▶Construction contract awards, as measured by F. W. Dodge Corporation, were 18 per cent higher in April than a year ago. This is the first year-to-year rise in contract awards in five months, and the size of the increase indicates it is more than a fluke.

▶Contract awards for heavy construction, measured by *Engineering News-Record*, rose for the first time this year. Awards were 8 per cent higher in April than in April 1957, and 13 per cent higher than in March.

▶Demand for structural steel took a spurt upward late in April and continued strong in May. Steelmen credited the rise in orders for structural shapes with raising the over-all steel operating rate from less than 50 per cent capacity to nearer 54 per cent last month.

▶Applications for mortgage insurance under Federal Housing Administration programs rose 26 per cent from March to April, putting them 89 per cent above April 1957. The 31,610 applications for new housing units represented

the best April figure since April 1955. Likewise, requests for appraisals from the Veterans Administration under its mortgage guarantee program boomed in April, rising 195 per cent above March, and about 30 per cent above April 1957. The figure for April appraisal requests was the highest for any month since October 1956.

▶Demand for asphalt roofing has picked up sufficiently in recent weeks to permit some major manufacturers to raise their prices 10 per cent to 20 per cent. George K. McKenzie, executive vice president of Flintkote, says new orders for roofing materials have been coming in at much higher volume than in past months. Flintkote is one of three companies that raised prices last month.

Before the dawn

All of these factors have led building economists to take a more optimistic attitude toward the building picture. In fact, many of them are putting more emphasis on these indications of future building volume than on current indicators of past activity, such as the Commerce and Labor Departments' monthly report of new construction expenditures. These figures actually lag more than a month, and economists now caution that it may be two months or more before the monthly report reflects the pickup in activity that is forecast by the above factors. Thus, it may be July or August before the present upsurge in awards, FHA and VA applications, and rising demand for building materials is reflected in actual figures for new construction.

Indeed, the April statistics on actual building volume were disappointing. Industrial construction dropped more than expected—25 per cent below April 1957—as did the building of stores, restaurants, and garages—which was off 21 per cent from a year previous. For the first four months of this year industrial and commercial building declined by 17 per cent and 20 per cent respectively (FORUM had forecast probable declines of only 11 per cent and 6 per cent). Moreover, there is little likelihood of either category rebounding strongly from its present slump.

continued on page 6

BOX SCORE OF CONSTRUCTION

(Expenditures in millions of dollars)

| PRIVATE BUILDING | Jan.-April | | | |
|------------------------|------------|--------|--------|-----|
| | April 1958 | 1958 | 1957 | ±% |
| Nonresidential | 653 | 2,696 | 2,848 | -5 |
| Industrial | 204 | 893 | 1,079 | -17 |
| Commercial | 259 | 1,038 | 1,053 | -1 |
| Office buildings, | | | | |
| warehouses .. | 158 | 630 | 546 | +15 |
| Stores; restau- | | | | |
| rants; garages | 101 | 408 | 507 | -20 |
| Religious | 61 | 254 | 259 | -2 |
| Educational | 40 | 162 | 163 | -1 |
| Hospital; | | | | |
| institutions | 46 | 187 | 141 | +33 |
| Residential | | | | |
| (nonfarm) | 1,292 | 4,648 | 4,643 | ** |
| Public utilities | 478 | 1,750 | 1,579 | +11 |
| Total Private* | 2,563 | 9,590 | 9,558 | ** |
| PUBLIC BUILDING | | | | |
| Nonresidential | 371 | 1,361 | 1,361 | 0 |
| Industrial | 31 | 118 | 164 | -28 |
| Educational | 238 | 886 | 853 | +4 |
| Hospital; | | | | |
| institutions | 28 | 100 | 105 | -5 |
| Residential | 62 | 239 | 124 | +93 |
| Military | 72 | 292 | 346 | -16 |
| Highways | 370 | 1,070 | 980 | +9 |
| Sewer; water | 111 | 406 | 411 | -1 |
| Total Public* | 1,103 | 3,773 | 3,599 | +5 |
| *Grand Total | 3,666 | 13,363 | 13,157 | +2 |

* Minor components not shown, so total exceeds sum of parts.

** Less than 1 per cent.

Housing construction also failed to come up to expectations. New starts in April were up substantially from March, hitting a seasonally adjusted rate of 950,000 compared to March's 880,000. But the April figure was still below the 962,000 rate of April 1957 and left a lot of ground to be made up to get to the 1,050,000 starts FORUM predicted for the full year.

The lag in housing starts so far this year has been wholly concentrated in FHA and VA dwelling units. Conventionally financed starts were actually 5 per cent higher in the first quarter of this year than in 1957. But the drop in federally insured and guaranteed starts was enough to cause over-all figures to dip below last year.

Government spending, particularly at the state and local level, continues to be a major strong point in the construction picture. In the first four months, public building was up 5 per cent from last year, with the biggest year-to-year gains scored by residential building and highways.

Architects are enjoying a record business year—but a FORUM survey shows that most are scrambling for jobs.

How much—or how little—are architects feeling the current business recession? In an effort to find out, FORUM last month surveyed 82 architectural firms in 12 of the largest cities in the U.S. There were big firms (over 300 employees, over \$150 million of new construction) and small ones (fewer than five employees, including partners).

From the survey, these broad patterns emerge:

▶For most architects, 1958 will be a good year both in volume of business and in profits. About 75 per cent of the architects expect 1958 to be their best year ever.

▶The firms suffering most from the current recession are those specializing in industrial architecture, or in store design in areas where shopping centers have already been overbuilt.


▶Some smaller firms report a drop in new jobs because bigger firms are now going after jobs that in previous years never interested them.

▶Almost every firm in the survey reports it has seen an unusually large number of job-seekers—mostly draftsmen and architects with little experience—in recent months. Some firms say that there are more draftsmen looking for work now than at any time since the 1949-50 recession.


▶Many architectural firms are going after government jobs: local, state and federal. This is the fastest-growing area of architectural practice.

▶There is more active soliciting of new business being done by architects today, even to hiring professional salesmen to recruit new business.

▶Many architects are reappraising their role in building, putting more




WIDE WORLD PHOTOS, INC.



GRUEN DESIGNS \$41 MILLION SHOPPING CENTER, OFFICE BUILDING FOR NEW ROCHELLE, N.Y.

New Rochelle, N.Y., a fast-growing city about 15 miles from midtown New York, will be the site of the nation's "first urban shopping center." The \$41 million center has been designed by Architect Victor Gruen (above left), famous for his Southdale Center in Minneapolis and other shopping centers. It will be built by two cousins, Richard and Lawrence Zirinsky, who have built mostly industrial and commercial buildings for lease to corporations. Unlike Gruen's other shopping centers, which were largely horizontal structures, the new Terminal Plaza project will have 24 levels, including a 15-story office tower to be sheathed in a grille of gold anodized aluminum. The center will be served by buses and the New York, New Haven & Hartford Railroad, which will

lease a new station to be built right into the center. The New Haven sold its land and air rights so the center could be built over the tracks. R. H. Macy's will take up about one-third of the total 750,000 square feet of rental shopping space, and the rest will be divided among 70 smaller shops. There will also be a 100-room motel, complete with swimming pool. Nearly two-thirds of the space in the center will be taken up by six levels of parking facilities—5,200 stalls covering a total of 2 million square feet. There will be shopping malls and courts (drawing, left), similar to those in other Gruen shopping centers, with controlled climate allowing semitropical plantings and live birds to add color. The project is expected to be finished by late 1960.



emphasis on shaping their firms into successful business enterprises.

Within the framework of these broad patterns, there are various regional differences in the flow of new business and the "mix" of building types. In Chicago and Pittsburgh, office buildings are considered a hot item, while in New York, two of the biggest firms in the city believe that the greatest office-building boom ever seen anywhere is tapering off. Indications of a slowdown in the pace of New York office building have been cited by realtors, too (FORUM, May 1958).

In Chicago, where industrial and commercial building has suffered badly in the past six to nine months, some architects report new business down from 25 per cent to 40 per cent below last year. State and local government jobs have not come along fast enough to take up the slack. Schools and hospitals are still, as they have been for some time, the most active categories of building in Chicago.

One Chicago architect says: "There are better buys on the market now . . . and contractors are frequently cutting bids . . . we're going out of our way to advise clients who are on the fence to build now because they'll never get it any cheaper."

San Francisco architects report record or near record business this year, with new jobs coming into their offices at a good rate. But one said there were more draftsmen and architects looking for work than usual.

Throughout the country, a majority of the firms surveyed said that new business was coming in this year at least as fast as it did last year, although not always up to some individual firms' best years. Only about 20 per cent of those queried said that new business was slower than last year.

In Atlanta, for instance, one of the largest firms in the city reports its volume of new business as "rushing," but it does say that "the industrial department is dragging." As with other firms around the country, this one says that public building has become a major part of its workload in recent months, and it expects this trend to continue.

In New York, speculative builders for almost all sorts of buildings—offices, shopping centers, other commercial structures—have slowed down their activities. One of the biggest office building architects in the city reports that its "one-shot" clients are no longer much of a factor in its business, but that its long-term clients have not retrenched much yet.

New York generally seems to have been hit harder by a slowdown in building—and demand for architects' services—than other cities, particularly Atlanta, Pittsburgh, and Philadelphia. One New York firm, with annual volume of over \$50 million, says that new work coming into the office is 75 per cent below six months ago. However, this firm's total dollar volume of work on the boards is greater than ever before, insuring a peak year in 1958. But the top partner is worrying about next year, and says he has "had to get out and scratch" for new jobs. Another New York firm, with over \$100 million of work each year, says it had experienced a slight decline in the number of inquiries regarding new buildings in the first quarter of this year, but that this has since picked up. The firm expects 1958 to be better than 1957, both in terms of total dollar volume and work on the boards and in terms of its work backlog.

In Washington, D. C., architects have noticed a definite slackening in new jobs for speculative buildings, but say that large commercial clients are not holding back on new projects at this time.

Over-all, the survey indicates that

most nonresidential and apartment building should be strong through this year, and at least into the first six months of 1959. (The sample of home designers was too small to gauge home-building volume.) Easier money, and better bids by contractors are all factors that should make building seem attractive now, and architects are selling this point to clients.


Eisenhower hits public works measures

The legislative future of a Senate bill aimed at increasing local public works spending dimmed considerably last month. The bill, sponsored by Senator Fulbright (D, Ark.) would provide an additional \$1 billion in loan funds to the Community Facilities Administration (part of the Housing & Home Finance Agency) for loans to localities for water works, sewer works and other public projects (FORUM, May 1958). In mid-May, President Eisenhower indicated his strong feelings against such a measure. He said, "I don't believe that there is any additional public works to be decided upon, brought into the appropriations picture and finally built that will do anything for this present recession." The President estimated that it would be two years before any projects could be "in construction."

President Eisenhower's pronouncement seemed to presage a sure veto of the Fulbright bill, should it pass the House. Late in May, it was still mired in the House Banking Committee, where amendments were being proposed that would make the bill even more unpalatable to the Administration. For one thing, some Democratic members of the committee were urging that the interest rate on the loans to communities be cut from 3½ per cent to as low as 2½ per cent. This was based on testimony that lately interest rates on loans to municipalities have dropped sharply. Fulbright himself had wanted a 3-per-cent rate in his original bill, but Senate Republicans banded together to beat that proposal by one vote, and set the interest rate at 3½ per cent.

While the House debated the Fulbright public works bill, and the President indicated his lack of enthusiasm for such measures, the Senate steamed along with another public works program. This one was a \$380 million "permanent" loan program—as distinct

continued on page 9




NEW METROPOLITAN OPERA HOUSE

Last month, a startling design was unveiled for the new Metropolitan Opera House which will be part of the Lincoln Center for the Performing Arts in Manhattan's Lincoln Square redevelopment project. Designed by Harrison & Abramovitz, the new building replaces an earlier, less spectacular design. The new Met will be flanked, on either side of a broad piazza, by a new concert hall, also designed by Harrison & Abramovitz, and a theater for the dance, designed by Philip Johnson. The Met building itself is highlighted by a high, vaulted glass façade which fronts the square. On either side of the entrance are decorative broad honeycomb of grillework.

Another new development using

B.F. Goodrich Chemical *raw materials*



FIBERGLAS INSECT SCREENING made with fibers of glass produced by the Owens-Corning Fiberglas Corporation, using Chem-o-sol (vinyl plastisols) formulated by Chemical Products Corporation, East Providence, R. I. B.F. Goodrich Chemical Company supplies the Geon polyvinyl materials.

Geon makes new screening care-free and colorful

INSTALLATION is simpler and faster with this new Geon-coated glass fiber screening. The Geon polyvinyl coating locks the weave together producing lightweight, rustproof, flexible screening that is exceptionally strong and resilient. Goes up fast. Won't wrinkle or crease. And once installed, won't dent, bulge or shrink.

The soft Geon polyvinyl finish eliminates glare—provides better see-through visibility. And color can be built right in, since Geon-based coatings can be made in a wide range of hues.

In your application, selecting Geon polyvinyl materials can be the key to a dramatic, new or improved product. For information, write to Dept. LV-3, B.F. Goodrich Chemical Company, 3135 Euclid Avenue, Cleveland 15, Ohio. Cable address: Goodchemco. In Canada: Kitchener, Ontario.



B.F. Goodrich Chemical Company
a division of The B.F. Goodrich Company



GEON polyvinyl materials • HYCAR American rubber and latex
GOOD-RITE chemicals and plasticizers • HARMON colors

from temporary antirecession measures—for aid to chronically depressed economic areas. The Senate passed the bill last month by a 46 to 36 party-line vote. The bill authorizes loans at 3.5 per cent interest to localities for projects designed to attract new industry, including buying land, machinery and equipment for industrial plants, or for water and sewage systems.

Easier credit may not spur housing demand much

As mortgage money continues to become more available, and interest rates continue to soften, construction industry experts are busy analyzing the effects of easier money on actual building. There is a growing belief that in one key area, residential building, easier money may not stimulate as much building as had been expected.

Dr. James J. O'Leary, director of economic research for the Life Insurance Association of America recently predicted that "investors will probably continue to shift their investments from the corporate bond market into real estate mortgages where yields are now relatively more attractive." O'Leary then added, however, that most experts feel that "The economic climate seems much less favorable today for easy mortgage credit to have a pronounced stimulating effect on housing demand." The reason, says O'Leary: "We have largely caught up with housing demand, especially at the current high level of housing and land prices."

Interest rates on conventional mortgages have dropped .5 per cent to as much as 1 per cent already in some areas and there have already been cases of premiums being paid for FHA-insured 5¼ per cent mortgages. A recent survey conducted by the National Association of Real Estate Boards showed that mortgage loan funds were "ample" for new homes in 67 per cent of all cases polled, compared to only 47 per cent at the end of last year. Likewise, mortgage funds available to finance the purchase of existing homes in good neighborhoods were considered ample in 61 per cent of all cases, compared to only 40 per cent last December. Another indication of easing money conditions was the announcement by the Federal National Mortgage Association that it had made commitments to purchase \$180 million of new FHA-insured mortgages in the first six weeks since

passage of the Emergency Housing Bill (FORUM, April 1958).

Thomas P. Coogan, president of Housing Securities, Inc., a big New York mortgage brokerage firm, feels that the recession has changed the complexion of the housing market so much that the demand for housing cannot be revived simply by easing credit. Basically, the factor stifling demand for new housing, Coogan says, is the high cost of land and building. But he believes "there is a tremendous latent demand for our product if we can produce it at a price people can afford to pay," and he cites smaller cities and towns, low income groups and minority groups as all likely markets for a stepped-up volume of new housing—if prices can be brought under control.

Coogan also feels that federal housing agencies "need a massive overhauling, giving them a position of authority and responsibility." He favors a Department of Housing & Urban Affairs with full cabinet status to coordinate all housing programs of the federal government.

As Congress continues drafting the Housing Bill of 1958, such criticisms of federal housing policies are being listened to more closely than ever before. And home builders, testing the vigor of the early summer market, are hoping that Coogan and the housing economists are wrong when they say that homebuilding, like the automobile industry, has temporarily priced itself out of its market.



IDLEWILD HOTEL OPENS

The sparkling new arrivals wing of New York's International Airport (FORUM, February 1958) got a fitting companion piece when the new International Hotel near the airport opened last month. The 320-room hotel, located 2.5 miles from the new arrivals wing, was built by the Port Authority of New York, designed by Architect William Tabler (see page 33), and will be operated by Knott Hotels Corp., which has leased the hotel for 25 years at about \$425,000 per year. The new hotel stands on reinforced concrete pillars, to give it an "air-borne" appearance.

Building unions fight over old issues

The AFL-CIO, which only last February attempted to solve its two most perplexing problems in the construction industry—featherbedding and jurisdictional disputes between industrial and craft unions—is confronted with these same old conflicts again as the busiest part of the building season gets under way.

Last winter, the AFL-CIO and the National Constructors Association, composed of two dozen heavy construction firms, ironed out a code of behaviour aimed at stamping out longstanding featherbedding practices in construction (FORUM, March 1958). This code became known as the "Ten Commandments," and contractors throughout the country hoped that local unions would heed the directions of the AFL-CIO's Buildings Trades Department, which endorsed the agreement. But so far, local union sentiment has been lukewarm, to say the least. Complaints have already been voiced from Chicago, Cleveland, Los Angeles and, perhaps loudest of all, from St. Louis. In that city, local building unions have balked at the new code, because they say it needs "modification and clarification." Evidently, one thing that is making the locals cautious is the feeling that if they do sign an agreement subscribing to the new code, it is a tacit admission of past featherbedding practices. On the other hand, at least one big construction job has been held up in the St. Louis area because the client, a large steel company, refuses to go ahead until the unions sign the "Ten Commandments."

Even more serious to the AFL-CIO than the reluctance of local unions to back the Building Trades Department on featherbedding curbs, is the renewed outbreak of jurisdictional squabbling between craft unions and industrial unions over which union controls which areas of building and, most important, over maintenance. At a top level conference of the AFL-CIO executive council last month, the Building Trades Department again complained that the United Steelworkers were sniping at their territory. AFL-CIO President George Meany said he would investigate the charges, which center about steelworkers demands that they be allowed to do new construction work on some plants that have always fallen in their jurisdiction. Last February's agreement on

continued on page 11



NEW FIAT PreCast SHOWER FLOOR
LOWERS COST OF SHOWER CONSTRUCTION

The new FIAT *Monterey* shower floor has a PreCast integral threshold and curb that completely eliminates the most expensive steps in shower construction: the built-on-the-job floor, threshold and pilasters. Glass filler panels at the jambs replace the pilasters, rest directly upon the curb of the *Monterey*. The FIAT PreCast Shower Floor simply slides into place—there's no need for sub-pan, mortar, tiling and hours of costly labor. Try this new shower technique that saves you money and produces added sales appeal.

The *Monterey* shower floor, PreCast of sparkling terrazzo, is permanently leakproof and furnished as a complete unit with solid brass drain and stainless steel strainer plate. There is nothing else to buy—nothing else to install! The photograph shows an excellent and economical shower combining the *Monterey* floor with a glass filler panel and door forming the front. Either hinged or sliding doors, by others, may be used as the solid threshold provides a convenient foundation for the track.



Monterey model available in six sizes—rectangular, square and corner designs.

It's so much easier to see the advantages of PreCast Floors than to read about them. That's why we would like just five minutes of your time to show you this cross section sample. Clip coupon to your letterhead and get full information. No obligation of course.



DEPT. T
 FIAT METAL MANUFACTURING CO.
 9323 Belmont Avenue, Franklin Park, Ill.

Please send complete information on your complete line of shower equipment.

Name _____
 Company _____
 Address _____
 City _____ State _____
 Type of Business _____



FIAT METAL MANUFACTURING CO.

Since 1922... First in Showers / Packaged Showers • Doors • Floors
 Toilet Room Partitions

FOUR COMPLETE PLANTS: Long Island City 1, N. Y.; Franklin Park, Ill.; Los Angeles 63, Calif.; Orillia, Ontario, Canada

jurisdictional disputes gave the Building Trades Dept. unions control over all new building, and the industrial unions control over most areas of maintenance.

Shortly after the executive council met, the Oil, Chemical & Atomic Workers International Union accused the building trades unions of encroaching on its traditional territory. The union claims that building unions are trying to muscle in on maintenance work in petroleum plants. The oil and chemical workers have filed their complaint with the AFL-CIO.

FTC cracks down on real estate confidence racket

P. T. Barnum once said "There's a sucker born every minute." Lately, it would seem that the birth rate of gullible people is going up. Phoney deals, especially in real estate, are on the rise.

In recent months, the Federal Trade Commission and state real estate commissions in California, Connecticut, Illinois, and other states have been acting against increasing evidence of a confidence game in the sale of real property. Official estimates of this racket are that some 75 firms, and \$50 million a year, are involved.

Here is the way the typical real es-

tate "advance fee" game works: The "sales representative," operating from head offices usually located in Chicago, southern California or Florida, goes through the "real property for sale" columns of rural newspapers, picking out likely suckers. He contacts his prospect, usually in person but occasionally by phone, and tells him that he will get him a buyer. He fast-talks his customer into believing that he is actually guaranteeing him a buyer, frequently at a much better price than the customer had ever hoped to get, and gets him to sign a contract which is waved loosely to keep the customer from seeing the fine print. The salesman then usually extracts a check from the would-be seller, telling him that he will not cash it for at least ten days or when he gets a buyer. (Actually the con man usually cashes the check immediately.) When the "client" grows impatient and tries to find out what happened to his buyer, he discovers that the contract he signed only guaranteed him certain advertising and "services" for a fee—and frequently, the first check is not the whole fee. The poor "client" may be hauled into court to pay still more. And the services he gets are merely window-dressing, with no genuine effort to negotiate a bona fide sale.

The FTC has taken up 36 cases since 1954—and these are only the most flagrant cases of misrepresentation culled

from mail complaints which lately have been coming in at a rate of 150 a month to FTC's own office, and in much larger volume to real estate boards and Better Business Bureaus. Of the 36 cases FTC has taken up, 24 are still being investigated, seven investigations have been completed with a filing of charges, and four have been settled via consent decrees, which provide stiff penalties if violated.

One company, Universal Interchange Inc., of California, and its subsidiaries, is currently fighting FTC's action to stop its activities. UI grosses over \$2 million a year, operating mostly from California, but with representatives all over the country.

There are many problems in combatting this kind of racket. A few years ago, the National Association of License Law Officials, comprised of real estate commissioners from the U.S. and Canada, started moving against the advance fee operators, but found that all they could really be indicted for was violation of some state licensing laws. In fact, the advance fee operators contended that since they sold no real estate, they were not even subject to licensing. So far, this issue has not been resolved in the courts of the few states that have passed laws to wipe out the racket.

Washington, D.C. zoning gets tougher

The nation's capitol got a new zoning code last month, after more than three years of wrangling. The new code represents a compromise between advocates of a much stiffer zoning law than the previous 38-year-old code, and business groups which wanted the old code eased. Generally, the new code is more restrictive than the old one, following fairly closely the 1956 recommendations of New York zoning consultant Harold M. Lewis.


The final approval of the code by the District Zoning Commission eased a problem that had been plaguing Washington architects and builders for weeks. With the certainty of drastic zoning revisions hanging over them, many builders did not know whether to push building plans through fast to take advantage of the old rules, or to wait and see whether the new code, though generally more restrictive, might not prove more beneficial for their particular project. One Washington architect said that over \$8.5


continued on page 13



REYNOLDS AWARD GOES TO BRUSSELS FAIR TRANSPORTATION BUILDING

The \$25,000 award of the Reynolds Metals Co. for a structure using aluminum went this year to six Belgian architects for their design of the Transportation Pavilion at the Brussels Fair. The 650 foot long building, resembling an aircraft hangar, has an aluminum roof and ceiling supported by 19 aluminum latticed trusses and 28 columns. The front of the building is open, and the sides can be kept open when weather permits. Architects are: T. Hoet-Segers, Madame F. Hoet-Segers, H. Montois, R. Courtois, J. Goossens-Bara, and R. Moens de Hase. (For other buildings at the Fair, see page 78.)





U.S. Pavilion roof (under construction) Architect, Edward D. Stone; Contractor, Blanton Aubert

The story behind that fabulous **STRUCTURAL** translucent roof


A 302 ft. diameter, free-span translucent roof crowns architect Edward Stone's masterful U.S. Pavilion at the Brussels World's Fair.

Getting a translucent material for the roof was a problem. It had to be a *structural* material that would hold up under anticipated snow loads. It had to be a light material since the entire 72,000 sq. ft. roof would be supported only by cables. And it had to have a flexible, weather-tight joint system that would "give" with the wind.

Kalwall translucent structural panels and joints met every requirement. Made of rugged fiberglass sheets bonded to an aluminum grid core, these sandwich panels weigh only 1.5 lbs/sq. ft. Strong and load bearing they diffuse direct sunlight to soft, even illumination.


Kalwall panels are widely used for curtain wall construction. Over 300 churches, schools and commercial buildings have been built with them. Another 500 have been specified or are under construction.

Made in six translucent colors, in modular units of 4'x8', 10', 12' & 20' (1-9/16ths" or 2-3/4" thick) Kalwall panels go up quickly — can be interspersed with most any curtain wall system. Perhaps this dramatic building material has a place in one of your designs for wall or roof. Write, or wire, Kalwall for full details. Kalwall Corporation, 43 Union St., Manchester, New Hampshire.



Support for the enormous pavilion roof comes from a wheel-like network of cables to which steel purlins are fastened. Kalwall panels span the 10 feet between purlins. The Kalwall joint system is developed to remain weather tight under the flexible conditions designed in such a cable structure.

Over 2000 translucent panels make up the circular translucent pavilion roof. Eighty percent of the total area is covered by 4'x10'x2 3/4" standard Kalwall panels. Their light weight made it possible to airlift them to Brussels from the Kalwall plant in Manchester, New Hampshire.



KALWALL TRANSLUCENT STRUCTURAL PANELS *

*patented and patents pending

See us in Sweets Architectural File, Section 3C
KA

million of work in his own office was delayed until terms of the new code were known.

Perhaps the most controversial item in the new zoning code is the stricter limit on large buildings in Washington's downtown area. The new provisions are about 20 per cent stricter, in terms of gross building area allowable, than under the old code, but not so strict as Lewis had called for in his first recommendations. If a building is located on a street 110 feet or more wide (e.g., Pennsylvania or Connecticut Avenues), it may have a total gross floor space ten times the area of the building lot itself. If the street is less than 110 feet wide, the gross floor space may be only 8.5 times as big as the building lot. Lewis had recommended a maximum gross floor area of only seven times the size of the building lot.

Height limits were not changed, because Washington's building height limits were originally set by an act of Congress in 1910. This provided a maximum height of 130 feet, and the new code allows this height only if the building is set back from the sidewalk. If not, a limit of 110 feet is imposed.

One area that was exempted from the new zoning regulations—besides all federally owned land which is automatically exempt but which usually conforms to such regulations—is the urban renewal area of Southwest Washington. The reason for this is that all of the area's land use is already determined by the District Commissioners under approved urban renewal plans, and is therefore legally considered under control of the commissioners themselves.

Bridgeport mansion to be razed, says mayor

Another battle to save a significant piece of American architecture was lost last month, when Mayor Samuel J. Tedesco, of Bridgeport, Connecticut, announced plans to raze the 112-year-old Harral-Wheeler mansion in that city (see page 100). Tedesco had pledged to save the house, which was designed by famed Architect Alexander Jackson Davis, in his mayoralty campaign last fall. But when the city's Common Council voted down a resolution to make the mansion a historical site and private agencies had not raised funds to restore and maintain the building, Tedesco decided to go ahead with plans to destroy

the mansion. The city owns the land on which it stands, and plans to build a new City Hall and civic center there, although Tedesco did say that the decision to raze the mansion did not indicate "a quick resumption of civic center planning."

Grand Central site for largest office building



"The largest commercial building in the world" is the billing being given the \$100 million, 50-story office building that was proposed last month for a site right behind Grand Central Terminal in mid-Manhattan. Builder Erwin S. Wolfson and his associates, Herbert and Stuart Scheftel and Alfred Burger, who own and operate theaters and other properties throughout the U.S., have reached an agreement with the two railroads—the New York Central and the New York, New Haven & Hartford—that own the property. Wolfson's group would pay about \$1¼ million a year for a lease that, with renewals, runs 80 years.



WOLFSON

The building will have a total net rentable area of about 2.5 million square feet, and an over-all area of about 3 million, putting it well beyond the Empire State Building (1.6 million

square feet) and the Chase Manhattan Bank building, now under construction (1.7 million square feet) in rentable space. Architects Emery Roth & Sons have designed a towering slab of glass and aluminum, featuring an aluminum-glass frame for the existing Grand Central terminal itself, which will not be razed. The Grand Central office building, behind the terminal, will be torn down, starting some time early next year, to make way for the new building.

The building announced last month will be pretty much the same one originally proposed by Wolfson four years ago, only to have Realtor William Zeckendorf come forward with a counterproposal to build an 80-story building with 4.8 million square feet of space. Zeckendorf's offer impressed the New York Central's late President Robert R. Young, who held up on Wolfson's scheme, but Zeckendorf's plan never got beyond the drawing boards.

The proposed building will house three legitimate theaters, restaurants, and a 2,000-car parking garage covering four levels. The building will be built by Wolfson's Diesel Construction Co., which is expected to start construction by 1960, complete the building by late 1961.

AIA announces five First Honor Awards

Two schools, an office building, a factory and a retail store were the winners of the 1958 First Honor Awards of the American Institute of Architects. The schools were designed by San Francisco Architect Mario J. Ciampi (FORUM, May 1958); the office was the Connecticut General Life Insurance Co. building at Bloomfield, Connecticut by Skidmore, Owings & Merrill (FORUM, September 1957); the factory was the Pasadena, California pharmaceutical plant for Stuart Company, designed by Edward D. Stone (FORUM, April 1958), and a specialty shop in Palm Springs, California was designed by Pereira & Luckman of Los Angeles.

Besides the winners of First Honors, there were the following Awards of Merit: to Victor Lundy; Thornton Ladd; Desmond & Davis; Richard Dorman & Associates; Smith & Williams; Mithun & Nesland; Curtis & Davis & Associates; Edward D. Stone; and Pereira & Luckman.


ON APRIL 2ND...

THE RAYMOND
CONCRETE PILE
COMPANY


CHANGED ITS NAME TO

RAYMOND

SUBSIDIARIES AND DIVISIONS OF RAYMOND INTERNATIONAL INC. *Raymond Concrete Pile Company • Centriline Corporation • The Centriline Co., S.A. • Centriline Limited • CEN-VI-RO Pipe Corporation • Compania Raymond de Colombia, S.A. • Compania Raymond S.A. • Constructora Raymond, C.A. • Contractors' Equipment Service, Inc. • Empresas Raymond, C.A. • United Constructors, Ltd. • Raymond Concrete Pile Company of Cuba • Raymond Concrete Pile Company Ltd. of Liberia • Raymond Concrete Pile Company of South America • Raymond Concrete Pile Company of the Americas • Raymond Concrete Pile Company, Ltd. R. C. P. Construction Company, Ltd. • Raymond Construction Corporation • Raymond International Company, Ltd. • Raymond Builders Incorporated • Raymond Construction Co. of Puerto Rico • Raymond Worldwide Constructors, Ltd. • Constructora Planalto Limitada • Raymond Construction Company of Trinidad • Raymond Constructors of Africa, Ltd.*



DETROIT CITY - COUNTY BLDG.
ON RAYMOND FOUNDATIONS



TUNNEL, HAVANA, CUBA
CONSTRUCTED BY RAYMOND





JEFFERSON MEMORIAL, WASHINGTON, D. C.
ON RAYMOND FOUNDATIONS




CANIMAR RIVER BRIDGE, CUBA
CONSTRUCTED BY RAYMOND

INTERNATIONAL INC.


The reason for the change is quite simple. In a word, it's *progress*. When the Raymond Concrete Pile Company was first formed on January 27, 1897, we pioneered the installation of cast-in-place concrete pile foundations in this country only. The company name clearly defined our services. During a span of 61 years, the picture has changed, however. While today we are still the leading specialists in providing all types of foundations for the structures of America, we have expanded our overseas operations considerably. Outside the U.S. we offer *complete* construction services. Our experience abroad includes the construction of air bases, bridges, highways, dams, housing developments and harbor facilities—in fact, every conceivable type of installation. Therefore, to more accurately describe the global scope of our activities, Raymond International Inc. became the new corporate name as of April 2nd. In this country, we will continue to operate under the name, Raymond Concrete Pile Company, even though it will be a Division of Raymond International Inc. A few of our typical projects are pictured below. Under the blue banner of Raymond International Inc., the subsidiaries and divisions listed opposite will continue to serve you with the most modern materials and methods.




FREEWAY, SAN FRANCISCO
ON RAYMOND FOUNDATIONS



TEXAS TOWER NO. 1, CONSTRUCTED BY
RAYMOND IN A JOINT VENTURE



POWER HOUSE, PUERTO RICO
CONSTRUCTED BY RAYMOND



DERRICK BASES, VENEZUELA
CONSTRUCTED BY RAYMOND

THEY KNEW WHAT THEY WANTED— PRINCESS PANELYTE



A glance at the clean, simple, functional design of 1150 Lake Shore Drive Apartments, Chicago, tells you why the architects and builders chose *Princess* Panelyte laminated plastic for the work surfaces in their kitchens. Its attractive pattern was styled by one of America's leading designers, pre-tested as to consumer acceptance with housewives across the nation.

Panelyte is available in a wide selection of 66 colors and patterns which include widely acclaimed *Galaxy*, exclusive *Coppertone*, marble effects and wood grains.

For color charts and specifications, see our catalog in Sweets (14a/Pa). For architects' samples and complete information, write Dept. AF-658, Panelyte Division, St. Regis Paper Company, 150 East 42nd Street, New York 17, N. Y.

1150 LAKE SHORE DRIVE

ARCHITECTS: *Hausner & Macsai*
CONTRACTORS: *Crane Construction Co.*



Panelyte's *Princess* pattern makes work surfaces look larger because of its neat, uncluttered look . . . and there are ten decorator colors from which to choose.




A roundup of recent and significant proposals

HARVARD SQUARE CENTER

Harvard University is currently passing its big pilgrim's hat for funds to build a \$9 million business and educational center on Harvard Square. Designed by Harvard's Design School Dean, Jose Luis Sert, the ten-story, block-big structure will accommodate stores on the first two floors, a badly needed infirmary for Harvard and Radcliffe College on the next five, and faculty, administrative, and business offices on the top three. Construction: reinforced concrete frame; lattice façade of finely finished precast concrete with multicolored panels.

INSURANCE HEADQUARTERS

By next spring a new John Hancock building will rise 15 stories above the corner of Battery and California Streets in San Francisco. Departing from the usual all-glass pattern of Skidmore, Owings & Merrill projects, it will be of reinforced concrete faced with polished granite and studded with gray, glare-reducing windows set in bronze. The street floor will be reserved for commercial use; the second floor with its balcony-garden will house the insurance firm's western headquarters; and the 12 floors above, each offering about 10,000 square feet of office space, will be leased.



HIGH SCHOOL FOR NEW YORK SUBURB

On 74 acres in suburban White Plains, New York, ground has been broken for the most costly (\$9.6 million) high school in wealthy Westchester County. Two two-storied academic wings will contain classrooms and dining facilities for 1,000

students each. All six buildings on the campus, which will provide two gymnasiums, an auditorium, swimming pool, and numerous activity rooms, will be connected by enclosed walkways. The architects are Perkins & Will of White Plains.






CAMPUS-TYPE PRISON IN CONNECTICUT

A state long famous for its halls of ivy, Connecticut, is about to build another campus: this one a \$3½ million minimum security prison. Salmon-pink buildings enclosed only by an 8 foot wire fence will house 400 inmates. There will be no

bars, and no cells. In the summer prisoners will picnic with visiting families on a flagstone terrace. The unique institution, which will include 50 private rooms for the best-behaved prisoners, is the design of La Pierre & Litchfield.



NEW JERSEY MEDICAL CENTER

St. Barnabas, Newark's oldest hospital (incorporated 1867), will move to a \$10 million medical center being built on 60 wooded acres in the Livingston-Millburn area of New Jersey. Designed by Ferrenz & Taylor of Manhattan, the

sprawling six-story, curtain-walled structure will have a total usable space of 360,000 square feet. At the suggestion of civil defense authorities, the hospital's laboratories and operating rooms will be on the ground floor.

TEXAS-SIZE COLONIAL


Like a Texas giant with a New England accent, the cupola-topped red brick office building will soon be seen on the Dallas skyline next to such modern structures as the Statler-Hilton and Southland Center. Designed by Dallas Architect Harold A. Berry for the Hartford Fire Insurance Co., the building will be Connecticut in styling from its double hung windows to its pegged floorboard, but strictly Texas in size. Height: 14 stories; gross area: more than 190,000 square feet.



GLASS CHURCH IN DOWNTOWN MANHATTAN

A little-known branch of the Catholic Church, the Byzantine-Slavonic Rite, will soon erect New York City's first glass-clad church on the site of the old Stuyvesant mansion at the corner of 15th Street and Second Avenue. Designed by


Brother Cajetan Bauman and Paul Damaz to reflect Byzantine styling, the \$600,000 church as shown below will have a scalloped, reinforced concrete roof and wall panels of glass mosaic and stained glass set in concrete.




U. S. PAVILION FOR POZNAN'S TRADE FAIR

To house American goods on display at the International Trade Fair in Poznan, Poland, the U.S. Commerce Department will erect a steel-columned, 95 by 170 foot pavilion by Architect Reino Aarnio, designer of last year's pavilion for the

same fair. The building will be 32 feet high, with three walls of glass and one of asbestos cement paneling. A smaller (2,960 square feet) structure of reinforced concrete will serve as a model TV studio. Project cost: \$250,000.

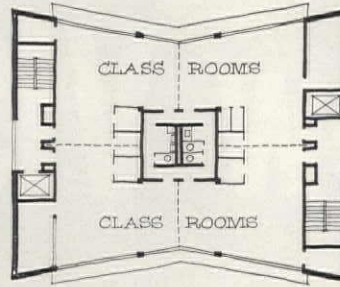




TEN-STORY PRIVATE SCHOOL



With an eye to the expanding universe and the expanding student population, Stamford, Connecticut's Daycroft School, a private elementary-secondary school with an enrollment of about 150, will build an observatory-topped, ten-story tower

to house 500 prospective students. The unique \$900,000 structure will be served by two elevators (see plan). Air-conditioned floors will be star-shaped (not for symbolism, but to dampen sound). Architects: Hood & Renshaw of Stamford.



LONG ISLAND CHURCH

For the Grace Episcopal Church to be built at Massapequa, Long Island, Architects Slater & Chait, have designed a steeply pitched, midnight-blue roof crowned with a multicolored, textured plastic skylight. The roof—which is of sprayed-on, opaque plastic—is supported by laminated trusses. Interestingly, there are no side doors for children; they enter with parents before going downstairs to Sunday School.



UNIVERSITY OF PENNSYLVANIA WOMEN'S DORMITORY

To accommodate 660 coeds by 1959 the University of Pennsylvania will erect one of the two dormitories shown above. (The other will be built later.) The five-story dorm will have

a central, covered court and red brick walls broken by a grillelike pattern of windows. Architects for the \$4 million project: Eero Saarinen & Associates.

TEXAS-SIZE SHOPPING CENTER


Not surprisingly, Houston, one of the nation's fastest-growing cities, will soon build the nation's largest shopping center. Total area: 110 acres. According to the sponsors of the \$100 million project, Oilman R.

E. Smith and former Houston Mayor Roy Hofheinz, it will include multistory office buildings, luxury apartments, a 40,000-car parking lot, and a 1,600 foot air-conditioned mall. Architect: John Graham & Co.


RESEARCH LABORATORIES IN PENNSYLVANIA

On 1,000 hilltop acres overlooking Bethlehem, Pennsylvania (and a stone's throw from the Lehigh University campus), the Bethlehem Steel Co. will complete by 1959 a three-story laboratory and technical information center

(below) to coordinate its far-flung research activities. Appropriately, Architects Voorhees, Walker, Smith & Smith have made extensive use of exposed structural steel plates and tubular sections, as well as concrete and limestone.



New VISTA-LINER



20% to 30% more light
than any other fluorescent flood-lighting equipment!

*With "Squared Beam" Control!
Vista-Liners Open Completely
New Vistas for Flood-lighting!*


This new Westinghouse VISTA-LINER gives you, as an architect or a consulting engineer, opportunities for flood-lighting applications like you have never had before!

Vista-liners have the first truly ultra-modern appearance—a unique design that your customer can point to with pride, today and for years to come!

Westinghouse Vista-liners are the first fluorescent floodlights to take advantage of the new super-high-output fluorescent lamps—and do it


in a way that appreciably increases luminaire output! Then they provide a sharply defined control of light distribution—that formerly was possible only with incandescent lamps!

They are the first to use the new Bryant snap-in sockets, with stainless steel springs that *do not carry current!* This means less maintenance and improved lamp performance.



This superior reflective surface is contour-engineered, by Westinghouse, to better serve *each* lamp!

by Westinghouse



per watt

This new contour gives Vista-liners a dual optical system with 15% more reflective surface than other designs, to direct the light-source rays. Furthermore, this reflector is shaped so that fewer light-rays are absorbed. Fewer are trapped in opposing lamps. At least 15% more lamp-lumens are released! And Vista-liners produce from 20% to 30% *additional* light from the *same* input!

J-04455

YOU CAN BE SURE...IF IT'S

Westinghouse

"Squared Beam" Control Simplifies Both Functional and Aesthetic Flood-lighting

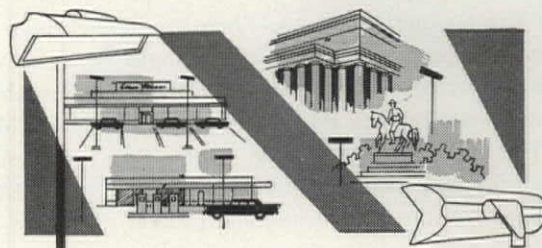
The sleek Vista-liner housing has "square" ends. Its lens is rectangular. Its optical system therefore projects a relatively "squared beam"!

This simplifies the layout of all flood-lighting applications. Squared areas of light are easier to plot and distribute than round areas. Light beams may meet, but need not cause overlapping difficulties. Either uniformity of light or special emphasis is easy to achieve. No light need be wasted beyond the area or the subject to be flood-lighted. Fewer fixtures are needed. And complaints over glare are avoided!

VERSATILE AND RUGGED

Vista-liner housings are of indestructible fiber-glass. Never need painting. Are light in weight. Mount virtually "anywhere" by a wide variety of cast-aluminum brackets. New design ballast, with separate capacitor—rugged in construction for outdoor service—is mounted in the cast-aluminum bracket. Since ballast heat is removed from the optical system, the lamps operate at a more efficient temperature.

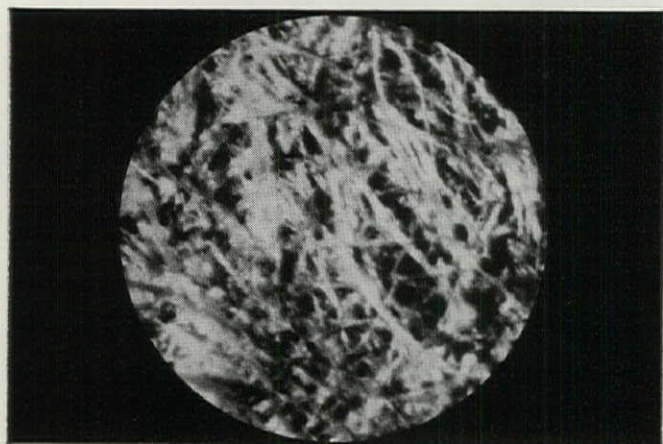
Your nearby Westinghouse Lighting Engineer will gladly help you with technical problems. Call your Westinghouse Representative today. Or write directly to Westinghouse Electric Corporation, Lighting Division, Edgewater Park, Cleveland, Ohio.





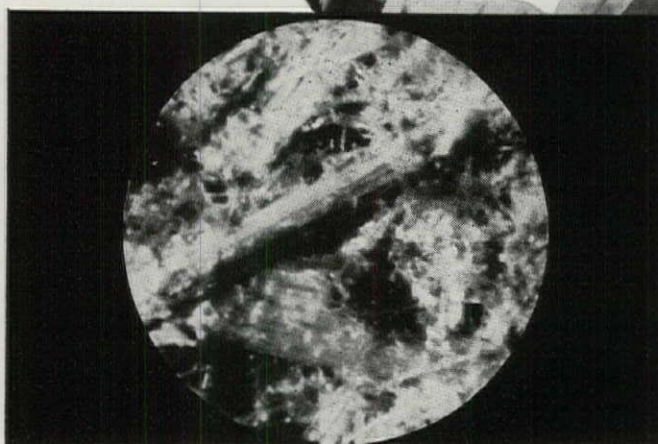
THE MICROSCOPE PROVES THE DIFFERENCE

New CHEM-FI manufacturing process preserves the fiber strength of natural wood . . . makes Barrett board stronger, more uniform.



BARRETT INSULATING BOARD (magnified 20 times)

This microphotograph shows the long, interlocking wood fibers that reinforce Barrett Insulating Board . . . give it superior strength, uniformity and uniform thermal resistance. Barrett's CHEM-FI process separates the wood fibers by chemical means, retaining the strength of the natural wood from which it's made.



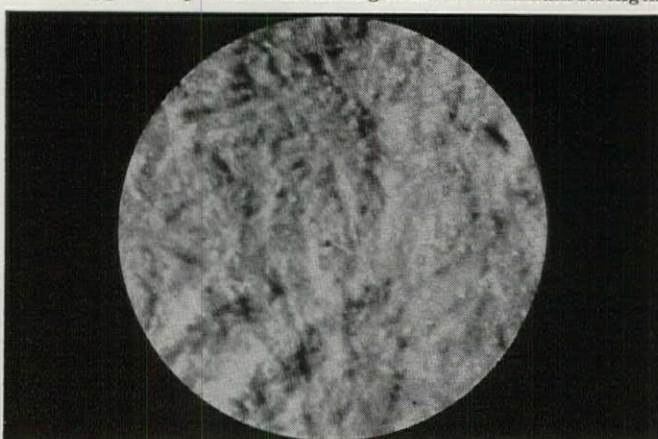
PROCESS B (magnified 20 times)

Notice that insulating board made by Process "B" has little uniformity in its fiber lengths. Some fibers are long, others are powder-like, providing no reinforcement. For a given board density (and thus a given K factor), Barrett's CHEM-FI manufacturing process produces insulating board of maximum strength.



PROCESS C (magnified 20 times)

Insulating board made by these processes shows same preponderance of short fibers. Barrett Insulating Board using the CHEM-FI process, is made with longer, more uniform fibers, which have a reinforcing effect and substantially improve strength.



PROCESS D (magnified 20 times)

Architects—these microphotographs carry an important message for you!

Compare Barrett Insulating Board with that made by three other processes. There you'll find conclusive proof of the greater strength and more uniform insulating power of Barrett Insulating Sheathing and Barrett Roof Insulation. To insulating sheathing, Barrett's CHEM-FI Process brings superior strength for increased resistance to stress, and greater

wall rigidity. To Barrett Roof Insulation, it brings uniformly high insulating value and light weight. Specify Barrett Insulating Sheathing and Roof Insulation made by the CHEM-FI Process—the biggest improvement in insulating board since its introduction. BARRETT DIVISION, Allied Chemical Corporation, 40 Rector Street, New York 6, N. Y.



Design competition for Toronto City Hall narrows to eight finalists; Klutznick leaves Park Forest

Toronto's Mayor **Nathan Phillips** beamed happily last month as he announced that "there is every reason to hope that Toronto is going to have the finest city hall in the world."

Phillips had good reason to be happy. A jury of five experts, including Architect **Eero Saarinen**, had just chosen eight designs from a total of 519 entries in what has probably been the biggest architectural competition ever staged. Each of the eight finalists will receive \$7,500 and return to his drawing board to revise and refine his plans until the September 18 deadline when one final design will be chosen for the projected \$18 million civic center. The winner will get a 6 per cent fee—or over \$1 million.

Perhaps the most striking thing about the eight semifinalists is that two of them are graduate students. **David Ernest Horne**, the only Canadian semifinalist, is a 29-year-old student currently working for his masters degree at Massachusetts Institute of Technology. **John H. Andrews** is an Australian studying at the Harvard Graduate School of Design.

These two have matched the work of six more experienced professionals: **I. M. Pei & Associates** of New York; **Perkins & Will** (design by **Manfred Hufschmid** and **Edwin Paul**) of White Plains, New York; **Frank Mickutowski** of South St. Paul, Minnesota; **William B. Hayward**, of Ann Arbor, Michigan; **Viljo Rewell**, of Helsinki, Finland; and **Halldor Gunnlogsson** and **Jorn Neilsen** of Copenhagen, Denmark.

Competition chairman, **Professor Eric Arthur** of Toronto University's School of Architecture, was as delighted as Mayor Phillips over the caliber of the semifinal designs, as well as over the widespread interest in the competition. He says that no international competition has ever aroused such participation. The competition for the League of Nations Palace, for example, brought forth only 400 entries and Berlin's Hauptstadt only 393 entries.


Judge Saarinen, too, was impressed by the number of entries, and added: "Architects are a little bit fanatical when they get a competition like this; they forget their wives and families; they just work." Other judges are: **Professor Gordon Stephenson**, former chief planning officer in Great Britain's Ministry of Town and Country Planning, and now head of the division of Town and Regional Planning

at Toronto University's School of Architecture; **Sir William Holford**, who prepared plans for the reconstruction of the devastated area around London's St. Paul's Cathedral; **Dr. Ernesto Rogers**, professor of the theory of architecture at the Polytechnic of Milan; and **C. E. Pratt**, architect for the new headquarters building of the British Columbia Electric Co. in Vancouver (FORUM, July 1957).

KLUTZNICK STEPS DOWN

After ten years as chairman of the board of American Community Builders, the chief creator of the huge suburban community of Park Forest, Illinois, **Philip M. Klutznick** is stepping down. Klutznick announced a few weeks ago that the real estate operations, management, planning and development, building and selling of new homes in Park Forest will be turned over to a group headed by **Joseph Goldman**, long a vice president in charge of construction at ACB. Klutznick says: "We ourselves [besides Klutznick, Co-owners **Nathan Manilow**, **Sam Beber**, and **Jerrold Loebl** comprise the group relinquishing control of most of ACB's activities] will continue to own the commercial centers, the rental homes, and the industrial land as investments. The new group will manage these properties for us, and American Community Builders, as such, will go out of business."

ACB, under Klutznick, built the vast (30,000 population) suburban community over a ten-year period, starting in 1948,




MAYOR PHILLIPS



BUILDER KLUTZNICK

and has not quit yet. To get the new management group off to a flying start, and incidentally to celebrate the community's tenth anniversary, Klutznick plans a unique gift for the buyers of 1,000 new homes in the new Lincolnwood section of Park Forest: \$1,000 in cash to be credited to their accounts upon com-

continued on page 33



DURIRON[®] resists practically everything

Especially corrosion. Duriron corrosion resisting drain pipe is high silicon iron *throughout* the entire thickness of the pipe wall. Saves replacement costs since it generally outlasts the building. Installed by ordinary plumbing methods. It's the one permanent piping—specified by architects and engineers for more than 30 years. Duriron pipe and fittings are available through leading plumbing jobbers in principal cities.

THE DURIRON COMPANY, Inc.

Dayton, Ohio




pletion of the purchase. The only catch is that the money must be spent in Park Forest, and it cannot be applied to the purchase of the home. The offer is good until June 30, 1958. (In the first week since the new section opened, 232 homes, at prices from \$21,000 up, were sold.)

Although ACB is undergoing transformation, Klutznick is by no means letting up his own pace. He says: "Personally, I'm trying to unload the day-to-day grind in order to do those things that I feel ought to be done." Among those things is the desire to build a completely planned community in Israel. Klutznick hopes that within 15 years there will be 150,000 people living at the town of Ashdod, near Tel Aviv, where his development will soon start to rise. Klutznick also reportedly plans some new building around Chicago. Another Park Forest? Klutznick does not say, but as one builder who knows him well says: "He has too much energy to stay idle—or to waste his time with small things."

AWARDS

The top architectural award of the American Institute of Architects will go to Chicago Architect **John Wellborn Root**, FAIA, of Holabird, Root & Burgee. The AIA announced last month that Root would be awarded its Gold Medal at AIA's July convention in Cleveland. Root pioneered glass curtain wall design with

HERDRICH-BLESSING



ROOT



MIES

his A. O. Smith engineering building in Milwaukee 30 years ago, and since has designed a number of Chicago landmarks, including the Conrad Hilton hotel and the Chicago Daily News building.

Ludwig Mies van der Rohe has been awarded the medal of honor of the New York Chapter of AIA. The award is for his work as a distinguished designer, as well as a teacher—Mies is director of architecture at the Illinois Institute of Technology.

Paul Rudolph, chairman of the Department of Architecture at Yale University, was presented last month with the \$1,000 Brunner Memorial Prize in Architecture, awarded each year by the National Institute of Arts and Letters. Rudolph, who at

39 has garnered a fistful of awards already (FORUM, May 1958), was given the prize as "a man who shows promise of widening the horizons or architecture as an art."

Symbolizing the opportunity that every American has to rise from lowly begin-

HERBERT MATTER



RUDOLPH

ELI AARON



TABLER

nings to prominence in business and industry, Architect **William B. Tabler** was chosen as one of the eight recipients of the 1958 Horatio Alger Awards. Hotel Designer Tabler was honored for toiling in bygone years as a truck driver, a surveyor's chainman, and librarian. His award was bestowed on him by the Association of American Schools and Colleges, based on ballots sent to 3,000 campus leaders in 500 American colleges.

LE TOURNEAU RETURNS

Robert Gilmour Le Tourneau, whose name is practically synonymous with earth-moving equipment, last month ended a five-year exile from the business he pioneered, but faced a fight before he could get back into production. In 1953, Le Tourneau sold the earth-moving equipment manufacturing facilities of R. G. Le Tourneau, Inc. to Westinghouse Air Brake Co. for \$31 million. A condition of the sale was that Le Tourneau himself would not make earth movers for five years.

Although the five years are now up, Westinghouse Air Brake is still not ready to face the energetic Le Tourneau, evidently. Last month, the company announced that it had filed suit in federal court in Tyler, Texas to enjoin Le Tourneau from using any earth-moving equipment patents involved in the original sale to Westinghouse or the Le Tourneau trademark. Most important, it seeks to prevent Le Tourneau himself from taking an active part in any resurgence of his own earth-moving equipment business for at least two more years. There will probably be little dispute over the patents, because the terms of the agreement made five years ago provided that Le Tourneau would have to turn over his patents "on demand." Westinghouse never made such

continued on page 34



● THE LUMENATED
CEILING BY —
THERMOTANK


offers modernization — perfectly diffused light—simplified and low initial installation and maintenance cost.

● AVAILABLE for all types of construction from motels to hotels—hospitals to banks—offices to homes—in a variety from vacuum molded panels, corrugated plastics, acrylic plastic, plastic louver, and metal louver in steel and aluminum.

Write today for your file on Thermotank Lumenated Ceilings. Fill in your name and address and mail to:

THERMOTANK LUMENATED CEILINGS
JOHN J. FANNON & COMPANY
3000 E. WOODBRIDGE STREET
DETROIT 7, MICHIGAN



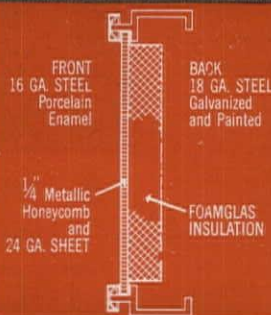


panel flatness

in Porcelain Enamel
the authority is
Ing-Rich

Here are three of many designs used
by Ing-Rich in creating panel flatness.
Let us send more details.

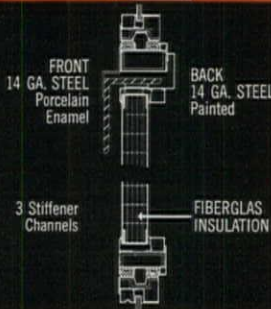
Honeycomb backed



Ford Central Staff Office

Surfaces vary not more than 1/16" in any direction over 15 square feet. Exceptionally rigid construction and strong in cross section—with all components laminated.

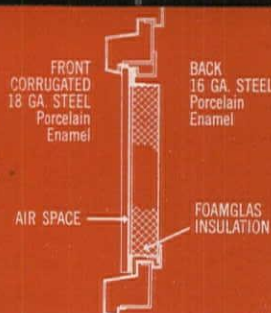
Areas up to 50 sq. ft.



U. S. STEEL, Homestead Works Office

4' wide by 12' high, this is the largest insulated panel yet made for architecture. Channelled framework on edges, and three interior stiffeners aid flatness and rigidity.

Corrugated



RCA Cherry Hill

Corrugated sheets create texture and uniform appearance. From a distance of 200' the effect is of flatness without highlights. Panels are 7'10" wide x 3'3" high.



Get this
New
Guide to
Panel
Flatness

Ingram-Richardson Manufacturing Company

BEAVER FALLS, 20, PENNA.

Member, Architectural Division,
Porcelain Enamel Institute

a demand until last month, but rather simply exercised its rights to the patents for equipment.

Le Tourneau had planned to use a new company name, anyway, so he is not disputing the right of Le Tourneau-Westinghouse to his name. What he probably will dispute however, is Westinghouse's efforts to prevent him from being active in his new venture. The Westinghouse action hinges on a little-known agreement, also made five years ago, that Le Tourneau would not act as consultant for any earth-moving company except Le Tour-

ED LEACH



LE TOURNEAU

neau-Westinghouse for two years after the five-year agreement was up, or until 1960. But this in effect would prevent Le Tourneau from consulting with himself on earth-moving equipment, and he plans to fight this part of the Westinghouse injunction action.

In his five year absence from the earth-moving equipment business, the indefatigable Le Tourneau turned to making mobile logging equipment, offshore oil drilling equipment, and machines that transport earth-moving machines. Meanwhile, he continued to pour 90 per cent of everything that he, personally, earned into the Le Tourneau Foundation (which also holds 90 per cent of his company's stock), a religious fund that Le Tourneau set up 23 years ago as part of his "partnership with God."

Unless Westinghouse succeeds in hamstringing him, Le Tourneau plans to get back into the earth-moving equipment business with even more radical monsters than before, all to be powered by a principle he has been developing for over 15 years—the so-called "electric wheel." Each wheel of a giant mobile machine will be independently driven by an electric motor, in turn powered by a diesel unit. The 69-year-old earth mover says he is not going to rush into production with a whole new line of equipment now, but will carefully assay the market to see what sorts of machines will be needed. Le Tourneau says: "I don't know how fast we'll move into business, or how strong we'll be in it when we get there. But I still have my brains and when it comes to earth-moving equipment, you ain't seen nothing yet."

END

**Penetrates through rust
like coffee soaks into a sugar cube!**



How much do you spend on removing rust before you paint? Why not coat right over the sound rusted metal with Rust-Oleum 769 Damp-Proof Red Primer after simple scraping and wire-brushing to remove rust scale and loose rust... saving time, money, and metal! Rust-Oleum's specially-processed fish oil vehicle penetrates* through rust to bare metal—while the surface film remains *tough, firm, and durable*. You cut costly surface preparations, you receive nearly 30% greater coverage depending upon the condition and porosity of the surface—and you receive the *maximum* in over-the-years protection!

Whatever your color choice may be—Rust-Oleum finish coatings include the color you want. They're manufactured under the same *exclusive* formulation as the Rust-Oleum Primer... they assure you of *greater* compatibility, *double* protection, and *lasting* beauty! The best way to see what Rust-Oleum will do for you is to actually try it yourself... around your plant or home.

See our complete catalog in Sweets, or send the coupon for a free Rust-Oleum Test Sample... one brushful means *more* than a thousand words. Prompt delivery from Industrial Distributor stocks.

*As proved by Battelle Memorial Institute Technologists in radioactive tracing studies.

RUST-OLEUM[®]

**STOPS
RUST!**[®]




Distinctive as your own fingerprint.
Accept no substitute.

ATTACH TO YOUR LETTERHEAD
FOR FREE TEST SAMPLE!

RUST-OLEUM CORPORATION
2575 Oakton Street
Evanston, Illinois

- Free test sample with complete literature
- 30-page report on Rust-Oleum penetration
- Nearest source of supply





What should a ceiling do?

sound isolation is one of the 7 functions of a modern ceiling

Good acoustical ceiling construction does not end with the control of sound *within* a room. Unwanted sound from adjacent areas can be reduced effectively and economically by using an ACOUSTONE Mineral Acoustical Tile System.

ACOUSTONE adhered to fireproof U.S.G. Z-BOARD and suspended on U.S.G. Nailing Channels is pictured above. This system is one of several U.S.G. Sound Control Systems specifically designed to provide practical solutions to a wide variety of sound problems.

For a free showing of "More than Meets the Eye," U.S.G.'s 16 mm color sound film about good ceiling construction, contact your nearby ACOUSTONE Tile Contractor, or write Dept. AF-83, 300 W. Adams St., Chicago 6, Ill. Additional information in Sweet's Catalog, Section 11a/Uni.

| |
|------------------------|
| structure |
| sound absorption |
| sound isolation |
| fire protection |
| beauty |
| comfort |
| economy |



SOUND CONTROL IS
A JOB FOR EXPERTS

ACOUSTONE*
MINERAL ACOUSTICAL TILE



*T. M. Reg. U. S. Pat. Off.

UNITED STATES GYPSUM

The greatest name in building



U.S. Pavilion Brussels 1958 Universal and International Exhibition Architect: Edward D. Stone

For beauty—of course... but also
for greater safety and economy

LINC PLASTIC PANES

Wherever glass is the traditional glazing material, LINC Plastic Panes will serve even more efficiently—as they are serving on the U. S. Pavilion at the Brussels Fair. For they provide the extra advantages of safety and long-term economy.

More and more architects are specifying LINC Panes for windows, partitions and door panels when safety is an important factor. Contractors are installing them more easily, more confidently. And building clients are showing increased savings from reduced breakage—where vibration, concussion or rough contact would break any ordinary glazing material.

LINC PLASTIC SHEETS
LAMINATIONS, INC.
1008 S. Irving Avenue • Scranton, Pa.

For full information on LINC Plastic Panes,
mail this coupon—today.

LAMINATIONS, INC., Dept. AF-6

1008 S. Irving Ave., Scranton, Pa.

Please send full particulars about LINC Plastic Panes


Your Name _____ Title _____

Company _____

Address _____

City _____ Zone _____ State _____

A continuing series of outstanding schools, churches, office buildings, hospitals and industrial structures using NORTON DOOR CLOSERS




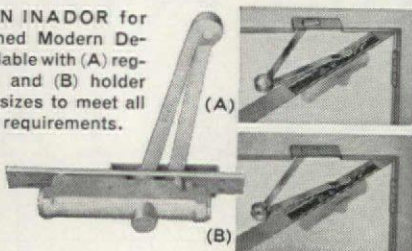
HAARSTICK LUNDGREN AND ASSOCIATES INC.—ARCHITECTS, ENGINEERS
HARDWARE DISTRIBUTOR: WHEELER HARDWARE CO., ST. PAUL, MINN.

SCHOOL PLANNING THAT LOOKS AHEAD SPECIFIES NORTON DOOR CLOSERS

Burnsville School—Independent District No. 191—Savage, Minnesota

Complete Norton Line Meets Every Door Closer Need

NORTON INADOR for Streamlined Modern Design available with (A) regular arm and (B) holder arm... 4 sizes to meet all standard requirements.



NORTON 750: New corner design with concealed arms for all type doors, particularly narrow rail doors.



Norton Surface-type Closers are available for all installations where concealment is not essential.



NORTON 703E: Compact surface mounted type... first closer with extruded aluminum alloy shell.

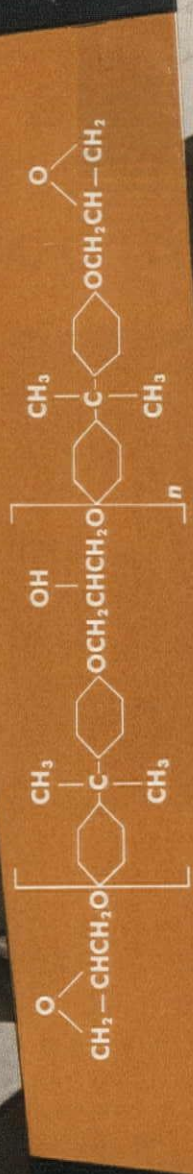
Here's an outstanding new school building—the result of plans that were made to meet some twenty carefully considered objectives. Among them: (1) The building must be functional; modern beauty without waste. (2) It must be of good materials to stand the test of time. These two factors governed selection of door closers.

Interior doors have **NORTON INADOR** Closers mortised into the top rail. Their compact, fully concealed mechanism packs all the rugged dependable power of true liquid-type closers plus the reliability, low maintenance and precision workmanship common to all *Norton Door Closers*.

Exterior doors use Norton Surface-Mounted Closers, modern counterparts of Norton Closers still in daily use after serving continuously up to 30 years and longer in some of America's most famous public buildings. For fully illustrated data on these and other models, consult the current Norton Catalog. Write for it today.

NORTON[®] DOOR CLOSERS

Dept. AF-68 • Berrien Springs, Michigan



CIBA
Araldite®
Epoxyes
 are
 the
 something
 new
 in modern
 coatings
 chemistry
 that
 achieves
 lasting
 watertight
 beauty
 at low cost
 on all
 masonry
 materials

In the U.S. and Canada,
Ciba produces basic resins only.

C I B A
"FIRST IN EPOXYES"

Simple as A-B-C to apply, here is the handsome answer to close-budget construction of schools, public buildings, factories, commercial structures, and apartment houses, completely flexible to meet all conditions. CIBA Epoxy-based finishes may be site-applied or factory finished.

Send for the Araldite Epoxy Booklet, "Epoxy-Based Masonry Materials for Construction, Rehabilitation and Maintenance."

AF 8-6

CIBA COMPANY INC., Plastics Division, Kimberton, Pa.

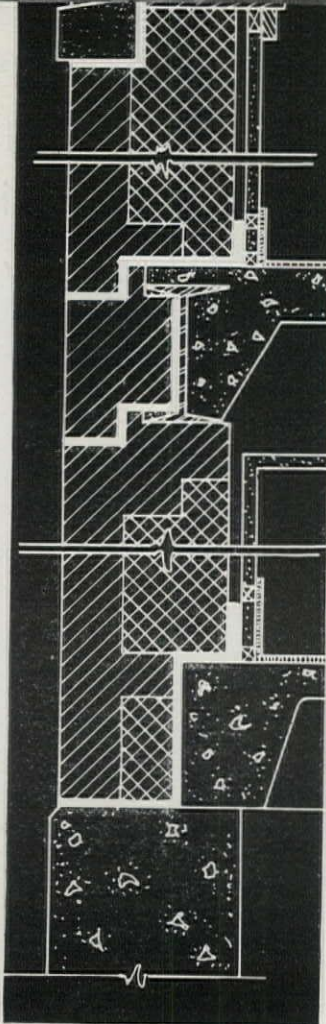
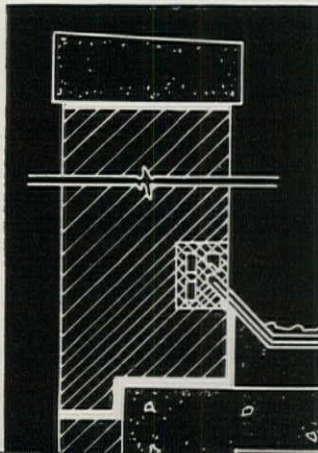
Please send me the new CIBA illustrated booklet "Epoxy-Based Masonry Materials for Construction, Rehabilitation and Maintenance."

NAME _____

COMPANY _____ TITLE _____

ADDRESS _____

CITY _____ STATE _____



COMPLETE!

There's a **WASCO FLASHING** for every waterproofing need

COPPER

Copper-Fabric
Copperseal
Cop-R-Tex
Cop-R-Tex Duplex

COPPER PLUS LEAD

Copperseal Plus Lead
Cop-R-Tex Plus Lead
Cop-R-Tex Duplex Plus Lead

ALUMINUM

Aluminum Fabric Flashing
Coated Aluminum Flashing

FABRIC

Fabricote
Fabric Flashing
Membrane Waterproofing Fabric
Full Seal Fabric

PLASTIC

Wascofilm
Wascoseal

ALSO

Reglet
Shower Pans

Each of these flexible, prefabricated flashings is made and distributed by a single specialized organization which has been a leader in thru-wall flashing since 1935. Because Wasco manufactures a complete line, your Wasco Man can help you find the right flashing for each waterproofing problem.


Write today for illustrated catalogue of Wasco Flashings and application drawings or see Sweets 8g/Wa.



WASCO PRODUCTS, INC.

Bay State Road, Cambridge 38, Mass.

SKYDOMES® FLASHING ACRYLITE® TUB and SHOWER ENCLOSURES



end
 custom
 engineering
 delay
 with

AETNAPAK

Inventoried,
 Custom-Quality
 Steel Doors, Frames,
 Hardware at
stock prices.
 Shipment within
 48 hours.



Over 500 type-and-size combinations from 16 always-in-stock basic types. Completely flush-design swing and sliding doors. Your choice of AETNAPAK hardware.

Check these *custom* features never found in ordinary stock doors:

- ✓ Completely flush door (no lines)
- ✓ Furniture-grade steel
- ✓ Uniform clearances
- ✓ Standard bevelled door stiles
- ✓ Mortised flush bolts
- ✓ Frames either set up or knocked down
- ✓ Bumpers

Your choice of mortised or cylindrical locksets, hinges, push plates, closers, push bars, panic devices and other accessories. Order AETNAPAK door-frame packages (with or without hardware); doors separately or frames separately. Delivered anywhere to meet *your* schedule. Send for complete catalog.

AETNA STEEL PRODUCTS CORPORATION

730 Fifth Avenue, New York 19, N. Y. Dept. AF 6

Please send free catalog of AETNAPAK custom-quality, always-in-stock Steel Doors, Frames and Hardware.

Your Name.....Title.....

Company Name.....

Address.....

City.....State.....

MODERN Towne Motel in Seattle...



PHOTO COURTESY
UNIVERSITY
ENTERPRISES
SEATTLE, WASH.

selects MODERN
montgomery[®]
passenger elevators

The 150 ft. per min. Montgomery hydro-electric elevators with selective-collective duplex operating system chosen for this newest of motels assure many installation and operation economies.

Requiring a minimum of space — costly pent-house construction is eliminated. Operation is smooth and effortless — quiet with a minimum of vibration.


For the most efficient elevators for the job, be they passenger or freight, consult with a Montgomery representative. See the yellow pages of your phone directory.



montgomery[®] elevator company
Moline, Illinois

Exclusive Manufacturers of Passenger and Freight Elevators Since 1892

There's no place...




...like home

for leisurely, reflective reading of
**Architectural
Forum**


To order a *personal* copy of Forum delivered to your home, use the order form that's bound in this issue.

Or to change the address of your current subscription, send a postcard to Architectural Forum Subscription Department, 540 N. Michigan Avenue, Chicago 11, Illinois. Please give *old* as well as new address (or attach a mailing label from a Forum wrapper) and allow four weeks for the change of address to become effective.

Architectural Forum / the magazine of building / published by TIME INC.
Editorial & Advertising Offices: 9 Rockefeller Plaza, New York 20, N. Y.



**three lamps
do more than four
with Prismoid**



Engineer: John D. Severance,
Iowa-Illinois Gas & Elect. Co.
Rock Island, Ill.
Contractor: L & W Elec. Co., Rock Island, Ill.
Wholesaler: B & M Elec. Dist. Co., Rock Island, Ill.

**GUTH PEERLITES® WITH
PRISMOID GRATELITE* LOUVERS
AT McCABE'S, ROCK ISLAND, ILL.**

Originally, this job was laid out for 50 footcandles with Brand X fixtures (4 lamp—75 watt). But McCabe bought Guth Peerlites with Prismoid Louvers, using only *three* 75-watt lamps. Result: 100% more light than with the 4-lighters! And more! The crystal beauty and cheerful atmosphere created by Prismoid flatters the merchandise and puts shoppers in a buying mood.

**100 FOOTCANDLES WITH ONLY
2.5 WATTS PER SQUARE FOOT—THAT'S EFFICIENCY!**

Get the complete story of Prismoid efficiency, beauty and breathing action—write us on your letterhead today!



**THE EDWIN F. GUTH COMPANY
ST. LOUIS 3, MO.**

TRUSTED NAME IN LIGHTING SINCE 1902

*T. M. Reg. U.S. & Can. Pats. Pend.

PITTSBURGH DOORS are preferred
for their architectural adaptability,
long life and trouble-free operation



HERCULITE®—This entrance to Berlands, well-known women's shoe store in Memphis, Tennessee, underscores the effectiveness of Pittsburgh HERCULITE Doors and Polished Plate Glass in creating an open-vision design of immediate appeal. People like to deal in a shop where the atmosphere is "airy" and light. That is why more and more architects and building owners are demanding HERCULITE Doors—whether in new buildings or in remodeling work. Four times stronger than ordinary glass of the same thickness, HERCULITE is ideal for entrances of all kinds.
Architects: Benjamin Shapiro & Robert Tisdale, St. Louis, Mo.



TUBELITE®—In the new Home Furniture Store, Winona, Minnesota, TUBELITE Doors and Pittsburgh Polished Plate Glass were used as a basic element in the architectural plan. TUBELITE Doors and Frames are noteworthy for their adaptability to almost any design requirement. That's because of their clean, simple lines which are clearly indicated in the illustration above. TUBELITE represents a distinct advance in hollow metal entrance design. It has an exclusive interlocking feature, assuring the greatest rigidity. Architect: Edwin O. Eckert, Winona, Minn.

HERCULITE and TUBELITE Doors may be equipped with the PITTOMATIC®—recognized as the nation's finest automatic door opener. With it, doors open at a feather touch. The safest automatic door opener to operate . . . the easiest to install and maintain—the PITTOMATIC is available for handle, mat, or remote operation.

Sweet's Architectural File—Sections 16a and 16d—contains complete information on Pittsburgh Doors. Should you require further and more detailed facts on these doors, simply address a letter to Pittsburgh Plate Glass Company, Room 8229, 632 Fort Duquesne Boulevard, Pittsburgh 22, Pennsylvania.

PITTSBURGH DOORS

. . . for entrances of enduring distinction




SYMBOL OF SERVICE FOR SEVENTY-FIVE YEARS

PITTSBURGH PLATE GLASS COMPANY

IN CANADA: CANADIAN PITTSBURGH INDUSTRIES LIMITED

SUWINCO "300" SERIES

ALUMINUM
INTERMEDIATE
PROJECTED
WINDOW



Men's Dormitory
Baker University
Baldwin, Kansas



Buck Associates, Architects-Engineers
Bartlesville, Oklahoma

RUGGED . . . for performance
SUPERBLY DESIGNED . . . for attractiveness

This window is designed, engineered and carefully manufactured to meet rigid requirements and be mechanically care-free for Institutional, Public and Industrial Construction.


Distinctive White Bronze Hardware is simple in function — All glass surfaces can easily be cleaned from inside.

Low initial cost and minimum maintenance make the "300" an impressive example of the perfect window for modern architecture.

DETAILED LITERATURE
AVAILABLE UPON REQUEST

Commercial Window Division
SUPERIOR WINDOW COMPANY
5300 N.W. 37th Avenue • Miami, Florida

NEW JOHNSON Model 53



For

**SURER, SMOOTHER "COLD STARTS"
BETTER ALL-AROUND EFFICIENCY**

This amazing new Johnson 53 virtually eliminates the problem of "Cold Starts" and varying Oil Viscosities. It's a masterpiece of advanced oil heat engineering. Metering Pump Control Quadrant provides calibrated reading of oil being burned. Make it a point to find out what it can do for you. There are 8 sizes from

25HP to 500HP with either Direct or Belt Drive. Combination Oil and Gas Models may be had. May we send you full details?

Johnson
★
**Oil
Burners**

S. T. JOHNSON CO.
940 ARLINGTON AVE., OAKLAND 8, CAL.
CHURCH ROAD, BRIDGEPORT, PA.

FOR BUILDINGS OF ALL TYPES
... first in efficiency, economy
and client satisfaction



TODD BURNERS
GAS OR OIL




PRODUCTS DIVISION
TODD SHIPYARDS CORPORATION

Headquarters:
Columbia & Halleck Streets, Brooklyn 31, N. Y.

Plant:
Green's Bayou, Houston 15, Texas





MARIETTA precast concrete wall panels are engineered to today's building needs...

The new Goodyear Research and Development Center at Akron, Ohio, features the use of Marietta panels with lift-slab construction.



Complete design flexibility and choice of many textured finishes make Marietta concrete wall panels extremely functional for buildings of every type. When used alone or in combination with other building materials they present a clean, modern appearance.

Marietta concrete wall panels are available solid or with an insulation core making their 5" thickness superior in insulating quality to a 12" masonry wall.

Easy erection of Marietta wall panels cuts building time and labor costs. In conventional curtain wall construction cast-in clip and bolt fasteners simplify attachment of panels to building framework and in lift-slab construction similar easy attachment methods are used. Snug fitting tongue and groove joints are caulked or mechanically sealed insuring complete water tightness.

With Marietta concrete wall panels construction can be carried out, even in the coldest weather, because there's no costly, time-consuming backing up with brick or masonry. This feature means less dead-load . . . extra floor space.

A WIDE VARIETY OF TEXTURES is available in low cost Marietta precast concrete wall panels from a handsome broomed finish to colorful exposed aggregates of marble, quartz or granite surpassing the appearance of costly solid cut stone. All finishes are permanent and non-fading . . . will not become dulled by weather.


WRITE FOR COMPLETE SPECIFICATIONS. See how Marietta panels can help you add beauty, economy and speed to your next project. Complete erection service available under one cost-saving contract by our own experienced crews. Our engineering department is ready to advise and assist architects, your engineering staff, consultants or contractor in all phases of planning and construction.

THE

Marietta

CONCRETE CORP.
MARIETTA, OHIO

BRANCH OFFICES: 501 Fifth Ave., New York 17, N. Y.
Pulaski Hwy. at Race Rd., Baltimore 21, Md.
411 Foster St., Nashville, Tenn.
711 Atando St., Charlotte, N. C.
Box 592, Jamestown, N. Y.



... and
 wherever
 big
 things
 are
 happening,
 you'll
 find ...

GULISTAN CARPET

In showplaces all over America where high standards of quality and styling are important, Gulistan Carpet is a natural choice. For those who prefer custom-styled carpet, the Gulistan Art and Design staff is happy to work out a personal motif. Or you may choose from over 1,000 original designs and 625 colors, all famous for beauty and rugged wear.

It's important to know, too, that Gulistan Carpet actually cuts floor maintenance costs up to 50% over non-carpeted floors. Moreover, Gulistan Carpet often is the only acoustical material needed for satisfactory sound conditioning. For further facts, write, phone, or wire, Commercial Carpet Department, A. & M. Karagheusian, Inc., 295 Fifth Avenue, New York 16, N. Y.

MADE IN THE U.S.A. BY AMERICAN CRAFTSMEN


Every architect should know

How CHRYSLER'S AIRTEMP controls

The 3 "Secret Costs" of Air Conditioning

You can't measure the real cost of air conditioning by the price tag on the equipment

Real cost depends on long-term savings versus long-term expenses



Specify Airtemp today, and ten years from now your client will still be grateful for your good judgment. It's the finest air conditioning he can buy. Yet it's also the least expensive. Year after year, Airtemp will cut your client's expenses by reducing the 3 "secret costs" of air conditioning to a minimum.

THE SECRET COST OF WRONG EQUIPMENT

The wrong equipment can be troublesome as well as costly to operate. Airtemp makes all kinds of air conditioners—over 297 models—and can advise you on which is best for your client's needs. And if you wish, our Airtemp Construction Division will recommend a qualified contractor near you and work with him. You're sure to get exactly the right equipment from Airtemp!

THE SECRET COST OF OPERATION

Operating costs over a few years may actually exceed the first cost of air conditioning. But rock-

bottom operating costs can save substantial sums. That's why you should know that AIRTEMP—thanks to Chrysler engineering—promises the lowest operating cost in the industry!

THE SECRET COST OF MAINTENANCE

Maintenance costs and repair costs can be a shock. A breakdown brings repair bills PLUS the cost of lost time, lost business. But Airtemp air conditioning is carefully engineered by Chrysler for trouble-proof operation. And Airtemp is installed only by qualified contractors, who must certify to Airtemp that equipment warranted for 5 years has been installed properly. That's why Airtemp maintenance costs average out to be the lowest in the industry!

May we give you the complete facts? For prompt action mail the coupon below. Or phone your nearest Airtemp contractor or dealer who is listed in the Yellow Pages.

CHRYSLER


Airtemp

AIRTEMP DIVISION, CHRYSLER CORP.
Dept. AF-6-58, Dayton 1, Ohio

We would like the full facts on how Airtemp controls the 3 "secret costs" of air conditioning.

Name _____
Address _____
City _____ Zone _____ State _____
Firm Name _____

The Chief Engineer closes an 8-inch Walworth Iron Body Wedge Valve on the main steam header. These valves are designed for steam pressures up to 250 psi, and 500 psi for water, oil or gas service.




“from big gates
to
little globes”...

The power plant at the Michigan School for the Deaf has an operating capacity of 25,000 lbs. per hour generated by three 200 hp and one 60 hp oil-fired boilers. Built four years ago, the plant is now the responsibility of Chief Engineer Bruce W. Martin who says: “This plant was designed and constructed for efficient operation, and a lot of that efficiency depends on the valves. From big gates to little globes installed here, we use a wide variety of Walworth Valves. They give us the dependable,

trouble-free service we want and expect. I would recommend them to anybody for similar service.”

Walworth's complete lines of valves are built to provide long range service and savings. There's a Walworth Valve in a type, size, and material to serve you . . . Gate, Globe, Angle, Check, and Lubricated Plug Valves in a variety of pressure ratings. The next time you need valves or have a problem concerning flow control, call your Walworth Distributor, or, write Walworth direct.



Chief Engineer Bruce W. Martin checks Walworth Bar Stock Valves in chemical feed pump lines to boiler and feed water. These carbon steel valves are built for ratings up to 3000 psi. Stainless steel bar stock valves are also available for very severe service.

WALWORTH


750 THIRD AVENUE, NEW YORK 17, N. Y.

DISTRIBUTORS IN PRINCIPAL CENTERS THROUGHOUT THE WORLD

WALWORTH SUBSIDIARIES: ALLOY STEEL PRODUCTS CO. • CONOFLOW CORPORATION • GROVE VALVE AND REGULATOR CO.
M&H VALVE & FITTINGS CO. • SOUTHWEST FABRICATING & WELDING CO., INC. • WALWORTH COMPANY OF CANADA, LTD.



Good idea



**MURAL WALL
OF STARK
STRUCTURAL
GLAZED TILE**

The versatility and beauty of Structural Glazed facing tile is often underestimated.

As suggested in the illustration, you not only get wall and finish in one economical unit but beauty and interest as well.

This suggested mural is made of standard units with a minimum of cutting. Obviously, the idea is unlimited in choice of design and color.

For versatility, beauty, easy maintenance and economy, specify Stark Structural Glazed Facing Tile and get the quality you desire.

A new, complete and detailed catalog is now available... Simply request on your letterhead.



STARK CERAMICS, INC.
CANTON 1, OHIO



CASE #101—Another case where General Electric Factory-Assembled Air Conditioning Units proved more economical than field-assembled systems.



Galt Ocean Mile Hotel—Fort Lauderdale's newest and largest, built by the Atlantic Const. & Eng. Co., Ft. Lauderdale—provides the finest, most luxurious and congenial accommodations—including General Electric Zone-by-Zone Air Conditioning.

GENERAL ELECTRIC ZONE-BY-ZONE AIR CONDITIONING SAVES FORT LAUDERDALE'S NEWEST, LARGEST HOTEL \$50,000 INITIALLY—SPACE WORTH \$3,000 ANNUALLY IN RENTALS

When the beautiful new Galt Ocean Mile Hotel, Fort Lauderdale, Fla., chose General Electric Zone-by-Zone Air Conditioning over a field-assembled central station system—it scored three ways in economy.

(1) Owing to simplified installation, an initial saving of \$50,000 was accomplished. (2) Space saved is worth \$3,000 a year in rentable room space. (3) Further savings are achieved through General Electric's individual zone control—enables management to cool only the areas

it wants when it wants—servicing of one unit in no way interferes with the performance of the others. Meanwhile, the comfort, cleanliness and quiet operation of this General Electric system is one of the major guest-pleasing attributes of the hotel. This is another typical example of how General Electric Factory-Assembled units meet the most exacting air conditioning requirements economically and efficiently.


General Electric's complete line is flexible enough to meet every air

conditioning need for all buildings—large or small—old or new. Ceiling-mounted units water-cooled up to 7½ tons—air-cooled up to 10 tons. Floor-mounted units—water-cooled up to 30 tons—air-cooled up to 20 tons. Steam and hot water coils available for all models. Discover how General Electric Factory-Assembled Units can simplify your planning. For full details write: General Electric Company, Commercial and Industrial Air Conditioning Department, Bloomfield, New Jersey.

Progress Is Our Most Important Product

GENERAL  ELECTRIC

In Canada, Canadian General Electric Co., Ltd., Montreal



LOC-WALL: Idaho White Pine and Inland Red Cedar in Formal and Traditional styling; Larch in Formal styling. Plywood Panels look like individual boards of random lengths and widths, edge and end-Vee'd. Also produced with Gruve-Ply pattern. Interlocking furring strips are already attached.



GRUVE-PLY: Idaho White Pine or Knotty Cedar plywood produced with surfaces carefully sliced like the most expensive imported woods. Looks like individual boards side by side. Goes up quickly, economically. Pre-grooved edges give uniform joints, eliminate need for mouldings.

Weyerhaeuser **4-SQUARE**[®] LUMBER AND BUILDING PRODUCTS



NU-WALL: Ponderosa Pine paneling with random Vee horizontal end-matching. Kiln-dried and packaged to specified 7' or 8' lengths. Comes in three distinctive stylings: Formal (clear), Traditional (small to medium knots) or Contemporary (medium to large knots).



3 NEW WOOD PANELINGS styled for modern room design

● More and more home owners are learning to appreciate the extra beauty and decorative warmth of wood panelings. And more and more architects are serving this trend by including panelings as important features in their new home designs.

Today you can give your clients a wide choice of distinctive wood panelings . . . with an interesting range of Western species and patterns to meet the trends of modern and traditional architectural stylings.

Weyerhaeuser 4-Square panelings arrive on the job ready for application—carefully packaged for protection from dust, stain and damage.

You will enjoy examining the complete line of wood panelings, including Loc-Wall, Gruve-Ply, and Nu-Wall. Contact your nearest Weyerhaeuser 4-Square Lumber Dealer, or write us for descriptive literature.

Weyerhaeuser Sales Company

FIRST NATIONAL BANK BUILDING • ST. PAUL 1, MINNESOTA




Photo by Leep Zelones, Niagara Falls, N.Y.

Niagara County Court House
Lockport, New York
Architect Cannon, Thiele, Betz & Cannon.

MARMET

Series 1400

CURTAIN WALL

for Classic Contemporary
at low erection cost!

Designed for contemporary structures that require a complete aluminum, curtain wall grid framing, Series 1400 is engineered for buildings of any vertical or horizontal measurement. First, vertical mulls are hung, or base supported, at each story of the building. Lite sections and wall panels can then be stacked one atop the other with a horizontal locking system that fits any condition. Units are small enough that two men can easily handle and install them . . . working from the inside in most cases . . . saving the time and cost of erecting scaffolding. Expansion or contraction of sash members is engineered to coincide with vertical movement in the mulls . . . and double weatherstripping assures excellent mechanical control of water shed. Consult MARMET's engineering staff for successful execution of your next contemporary classic.

MARMET

Corporation

302-U Bellis St., Wausau, Wis.

For detailed specifications on MARMET products—consult SWEET's 3a Catalog File No. Mar or write to MARMET.



NEW!



**FOOD and DRINK
EQUIPMENT
PLANNING
CATALOG**

AND COLOR CHART

- New "Designer's Choice" Stools and Tables!
- SEE new "Color-Choice Unlimited"—widest selection of colors, fabrics, finishes ever!
- New award-winning installation pictures!
- New "Flare" Columns
- New Expandable Tables

WRITE TODAY!

Get Complete Facts on "CHF" lifetime cast stools and tables in bronze, aluminum and cast iron porcelain enamel for carefree maintenance—trouble-free service!

THE CHICAGO HARDWARE FOUNDRY CO.
968 Commonwealth Ave., North Chicago, Illinois

YES! Send new "CHF" Catalog and Color Chart—Stools and Tables Fact File

YES! Send Sani-Dri Electric Hand & Hair Dryer Data File

NAME _____


FIRM _____

ADDRESS _____

CITY _____ STATE _____

SIMPLE AS a b c!

a RCHITECTS
specify
b UILDERS
approve
C ONTRACTORS
buy



... Hendrick grilles


Architects, Builders and Contractors all agree you can't beat Hendrick Architectural Grilles for overall attractiveness and functionalism! Hendrick Perforated Metal Grilles not only provide plenty of open area for the free passage of air, but they're easy to install—always lie flat, and can't bend or warp! Over a hundred designs are available, many are exclusive only with Hendrick.

Each design can be furnished in a wide range of dimensions, number and size of perforations.

H E N D R I C K
M A N U F A C T U R I N G C O M P A N Y
50 DUNDAFF STREET • CARBONDALE, PA.

Perforated Metal • Perforated Metal Screens • Wedge-Slot Screens • Hendrick Wedge Wire Screens • Architectural Grilles • Mitco Open Steel Flooring—Shur-Site Treads • Armorgrids • Hydro Dehazers • Petrochemical Column Internals


Teachers and Students.... Administrators



Engineers and Taxpayers



Powers DAY-NIGHT Thermostats are adjustable for normal temperature during occupancy and lower economical temperature during unoccupied periods.



All benefit..from the comfort, fuel economy, and low cost maintenance of

POWERS

Quality System of Temperature Control



Powers PACKLESS Control Valves prevent water leakage, banish packing maintenance and give better control due to reduced valve stem friction.

Powers Control helps reduce school costs. Economical DAY-NIGHT thermostats stop fuel losses due to wasted heat in unoccupied rooms and over-heating in occupied rooms.

Thermal Comfort for every school activity helps keep teachers happy, protects health of students and keeps them alert.

In your new school make sure taxpayers get the biggest return on their investment in accurate temperature control. Ask your architect or engineer to include a time-proven Powers Quality System of Control.



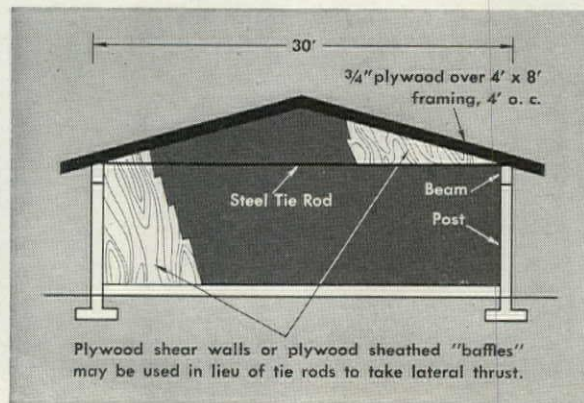
THE POWERS REGULATOR COMPANY

SKOKIE, ILLINOIS | Offices in chief cities in U.S.A. and Canada

65 years of Automatic Temperature and Humidity Control

(c91)

new approaches to structural design with fir plywood



Tilted roof planes (each a rigid plywood diaphragm) provide mutual support at ridge, permit long, clear spans. Diaphragm action transfers horizontal thrust to steel ties or fir plywood end walls.

FIR PLYWOOD

TENT-SHAPED ROOF UNITS

ARCHITECTS AND ENGINEERS:

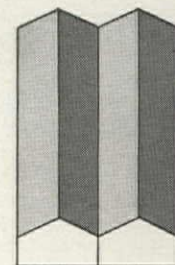
John Lyon Reid & Partners, San Francisco, Calif.

Partners in Charge: William A. Gillis, A. I. A.,
and Dr. Alexander Tarics, Structural Engineer


THIS folded plate plywood roof system developed for an expandable community school offers a straightforward solution to the problem of obtaining a high degree of design flexibility at low cost.

The basic tent-shaped canopy units may be placed separately or combined in series or rows to cover any given area. With supports needed only at wide intervals, walls and partitions may be arranged or re-arranged as needed.

Structurally, the system relies on the outstanding diaphragm strength of the plywood sheathing. The roof planes—each a rigid plywood diaphragm—are inclined to form a giant inverted “V” beam, eliminating posts or trusses normally required for support under the ridge. Because the roof is self-supporting at the center, rafter spans can be nearly doubled, e.g., up to 50 feet with 4 x 14’s on four foot centers. Diaphragm action also permits ties and supporting columns to be placed at wide intervals.



Basic units can be arranged in series or rows as needed




ONE OF A SERIES FROM “SCHOOLS OF THE FUTURE”

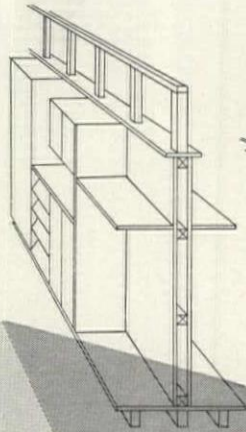
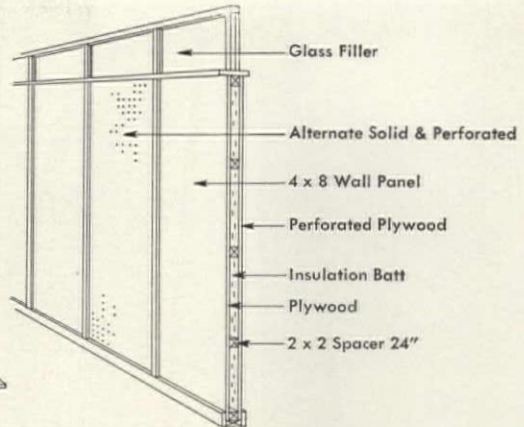
... a portfolio collection of outstanding designs by six leading architectural firms. Material includes details on folded plate roof system shown above. For free copy, write (USA only) Douglas Fir Plywood Association, Tacoma, Wash.

Also write for information about design and engineering consultation services.






The interior may be left open for classroom uses
... or divided into smaller areas by movable partitions




FOLDED PLATE ROOF

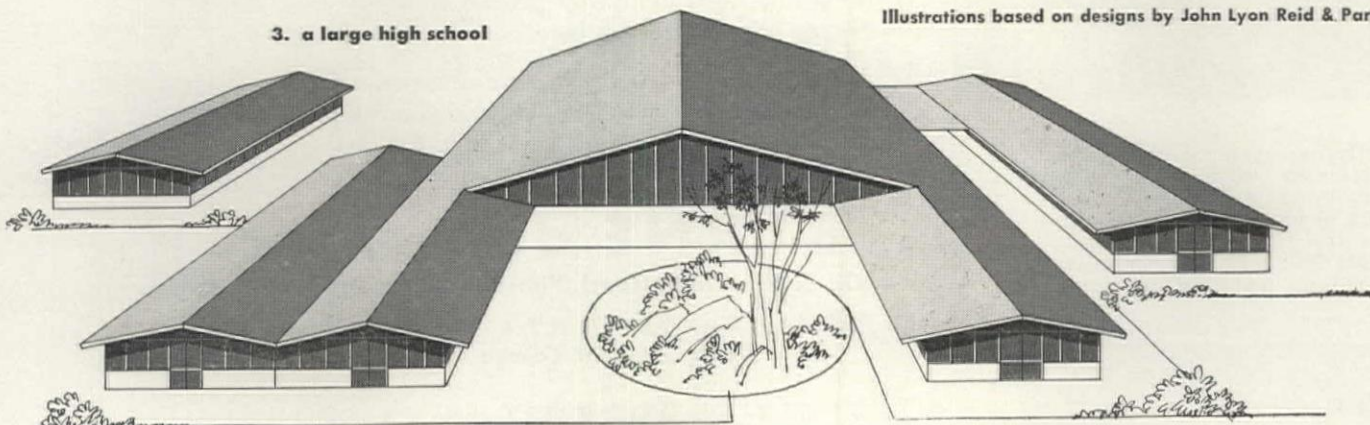
PROVIDE MAXIMUM FLEXIBILITY FOR AN EXPANDABLE SCHOOL



1. a small elementary school



Units can be added as needed




3. a large high school

Illustrations based on designs by John Lyon Reid & Partners



Airplane Hangar Construction Costs Cut 25% to 33% with the BYRNAPERTURE



The Byrnaperture consists of a series of movable segments, operated either by hand or electric power, which fit snugly around fuselages from the Convair to the DC-8, Boeing 707, and other large commercial jet planes of the future.

No longer is it necessary to design hangars which must be large enough to house the entire airplane. With the Byrnaperture, a completely weathertight closure is provided for the nose and wings of the plane permitting mechanics to work in complete comfort inside the hangar.

On the basis of hangar building costs—and particularly where large airplanes must be provided for—the Byrnaperture makes possible exceptional economies. This has been definitely proved in every case where Byrne has built doors incorporating this feature.

Here is the newest idea in aircraft hangar design—and it's exclusively Byrne! Let us send you full information and detailed reports of recent installations.

BYRNE doors, inc.

1603 E. Nine Mile Road, Ferndale, Detroit 20, Michigan

101 Park Ave., New York 17, N.Y. • Cafritz Bldg., Washington, D.C.
Byrne Doors, Ltd., 381 College St., Toronto 2B, Ont.

MEMBER OF THE HANGAR AND INDUSTRIAL DOOR TECHNICAL COUNCIL

Amweld[®] KEYNOTES A WELL GROOMED OFFICE

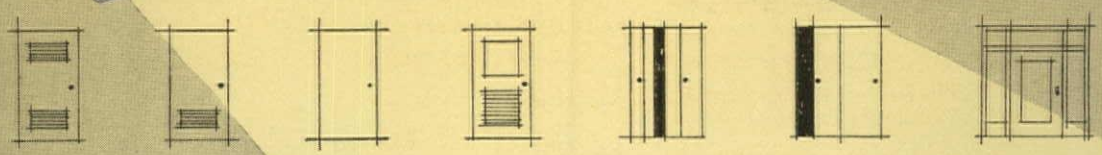


ITALIC STYLING BY GF STUDIOS

The clean, modern design of Amweld steel doors and frames makes the most of entry openings—is flattering to any room. From America's most versatile line, architects can select door types and styles to suit the varied requirements of commercial, institutional and residential building.

Doors and frames are smartly styled and sturdily built. Mass produced, they provide custom quality and appearance at standard door prices. For commercial buildings, schools, and similar high-frequency installations, specify Amweld's new Commercial Line. For other applications, Amweld's Commodity Line offers a variety of 1-³/₈" and 1-³/₄" door and frame combinations. Matching folding and sliding closet door units are also available.

For complete information on Amweld's new line of Commercial Doors and Frames, Write for new catalog today.



AMWELD[®] BUILDING PRODUCTS
 A Division of
 The American Welding & Manufacturing Co.
 534 Plant Street Niles, Ohio



Air Conditioning with

USS National Pipe—
Chicago's Field Building

One of Chicago's landmarks, the towering Field Building on South LaSalle Street, recently completed the installation of a new air-conditioning system. USS NATIONAL Seamless Steel Pipe was used throughout the system—a total of 127 tons of it—in sizes from 3" O.D. to 18" O.D.


Need first-quality pipe for air-conditioning, heating and power installations? Need seamless steel pipe that will pay you back in outstanding service many times over for every dollar you spend? Then just say "NATIONAL Seamless." And, for further information or immediate assistance with your pipe problems, write to National Tube Division, United States Steel Corporation, 525 William Penn Place, Pittsburgh 30, Pa.

USS and National are registered trademarks

"The world's largest and most experienced manufacturer of tubular products—NATIONAL TUBE"

National Tube
Division of **USS** **United States Steel**

Columbia-Geneva Steel Division, San Francisco, Pacific Coast Distributors • United States Steel Export Company, New York





Showerwall, wainscoting and vanity in Beige Marble pattern Consoweld laminated plastic. Sheer luxury—at a moderate price!

Design Prestige Bathrooms Like This, With Consoweld Bathtub Showerwall Package

Consoweld brings you the only package of its kind . . . a showerwall unit that adds modern bathroom beauty quickly, easily—and at low cost—to your project, individual home, or remodeling work.

Rapid Installation

Consoweld's Showerwall Package fits any 5-foot tub alcove—reaches 5 feet above tub—well over shower spray level. Each individually packaged unit consists of pre-cut panels, mouldings and corner fittings, plus step-by-step instructions . . . everything needed except adhesive and caulking. You cut labor and fitting costs . . . speed up on-the-job time!

Complete Selection

The Showerwall Package is available in eleven striking color choices—six luxurious Marble colors, five shower-bright colors in the new Twinkle pattern. All of them in durable Consoweld 10—1/10 of an inch thick!

Consumer Acceptance

Consoweld is advertised in leading national magazines . . . Consoweld colors and patterns offer complete consumer choice. The line is *designed*



that way! Colors and patterns are "Color-Tuned" to consumer preferences and market-tested by research experts to assure eye-appealing (and *buy*-appealing) selections to please every taste.



Write for full information

Use the coupon to get complete information on Consoweld's Showerwall Package line, as well as data on other Consoweld applications on counters and walls in homes, offices and institutional buildings.



CONSOWELD CORP., Wisconsin Rapids, Wisc. AF-68

Please send me complete information on the Consoweld Bathtub Showerwall Package and other Consoweld applications in construction and remodeling.

Name _____

Company _____


Address _____

City _____ State _____

Please Check: Builder Architect Other



Good Masonry Begins with "Climate-Blended" Ideal Masonry Cement



You can be assured, whether it is hot and dry or cool and moist, that "Climate-Blended" Ideal Masonry Cement will perform beautifully for every masonry job.

"Climate-Blended" Ideal Masonry Cement is manufactured by an Ideal plant right in the area where it will be used—is blended to provide maximum plasticity, strength, water repellence, and yield regardless of climate or weather conditions.

Always specify "Climate-Blended" Ideal Masonry Cement for masonry jobs—it is the cement that makes good masonry *BETTER*.



IDEAL CEMENT COMPANY

DENVER, COLORADO

15 Plants and 4 Terminals Serving Some of the Most Rapidly Growing Areas of the Nation.

IF YOU PREFER

Green

... WE HAVE IT



... you can have the
Colors of your choice
in **COLUMBIA**
Colored $\frac{1}{2} \times \frac{1}{2} \times \frac{1}{2}$ "
KOLDBOND LOUVER

A brilliant new achievement in colored $\frac{1}{2}$ " x $\frac{1}{2}$ " x $\frac{1}{2}$ " aluminum louvers by Columbia. In standard or matched tones and shades of your choice, this louver adapts to any lighting design ranging from homes to office buildings in Columbia's big family of low-cost fixtures. The $\frac{1}{2}$ " x $\frac{1}{2}$ " x $\frac{1}{2}$ " is a Columbia original of low brightness... Koldbonded into $\frac{1}{2}$ " cubical cells by an automated process which insures straight, rigid panels... now available in Columbia *Theme Lighting*.

We have a set of free samples for you, in color, of course. Send for them.



Luminous
Ceilings

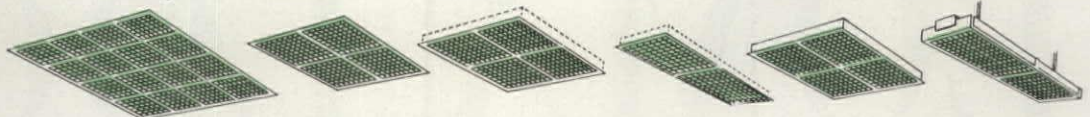
Ceiling
Modules

Recessed
Coffers

Recessed
Troffers

Surface
Mounted

Pendant
and Surface



COLUMBIA ELECTRIC & MANUFACTURING CO.

N. 2310 Fancher Way

Dept. F-6,

Spokane 10, Washington



out
for
the
first
time!

new textures in practical, versatile, functional Loma Loom!

- design unlimited—your creations inlaid
- any custom-color dyed to order
- maximum flexibility for any shape area
- wool-nylon pile gives greater durability
- maximum resistance to traffic lanes
- *unequaled* ease of maintenance
- damage can be cut out, replaced easily
- installs economically even on *concrete*
- eliminates need for finished floor
- exceptionally satisfactory over radiantly heated floors

LOMA LOOM

Write
for
samples,
price
list

THE ORIGINAL BUILT-IN SPONGE RUBBER CUSHION CARPET

from The Shelton Looms of Sidney Blumenthal & Co., Inc. Selling Agents: Weil Bros. Textiles, Inc., Dept. AF 6, One Park Ave., New York 16

Reader comment on recent issues

BUILDING RESEARCH

Forum:

I do not think that the state of building research (FORUM, May 1958) is quite so sad as you imply, but I agree that there is urgent need for research in many areas of building science.

In particular I strongly suspect that there is basic information available which has not yet been successfully utilized. There is, for example, a large fund of fundamental physical data on the source and methods of transfer and methods of control of heat, sound, and moisture. However, much of this information exists in the form of separate investigations which may have had no initial connection with the building industry. The most urgent need is for application research which will dig out the information which is available and apply it to the design and performance of actual building structures.

J. S. PARKINSON
Johns-Manville Products Corp.
Manville, N.J.

Forum:


Personally, I think FORUM has taken a courageous step in the right direction in advocating more research. Only when the profession itself engages in self-analysis and criticism can progress be made in the direction your article suggests.

GENE M. NORDBY
Program director for engineering sciences
National Science Foundation
Washington, D.C.

PACKAGE DEALERS

Forum:

Your article "Those Worrisome Package Dealers" (FORUM, April 1958), in the part referring to commercial buildings, reads



Three designs by Bank Building & Equipment Corp. (left to right): Balboa Savings & Loan in Newport Beach, California; City

"The biggest part of the business architects have lost in this field has gone to one firm, Bank Building & Equipment Corp., which in terms of design is probably the most criticized of all package dealers. (Bankers seem to be notoriously easy targets for poor architecture.)"

As chief designer of this corporation, I am professionally responsible for the quality of the designs we produce. However, instead of making self-defense of something intangible as design qualities, I'm taking the short cut and sending you photographs of the current buildings (not special) we designed, for you to judge the design quality on its own merits—good or bad.

W. A. SARMIENTO, director of design
Bank Building & Equipment Corp. of
America
St. Louis, Mo.

■ Three of the photos submitted by Reader Sarmiento are shown below.—ED.

HOUSING POLICY

Forum:

During the past few years, FORUM has consistently taken a very responsible interest in the future of America's cities. I congratulate you on your past performance.

However, I was somewhat concerned by that part of your March article entitled, "A sound housing policy—now," which dealt with aid for urban renewal. Your recommendation to "reduce federal responsibility" is, in my opinion, a complete negation of the "basic goals" you set forth.

GEORGE CHRISTOPHER, mayor
San Francisco, Calif.


Forum:

My congratulations on a fine all-around piece on federal housing policy. Your six
continued on page 70

Federal Savings & Loan in Elizabeth, New Jersey, and American Investment Co. in Clayton, Missouri.

Balfour

automatic rolling
fire doors



- Underwriters' Laboratories labeled for 3 hour rating
- efficient service doors at all times
- automatic fire door protection ever present
- constant guardians against fire loss

Only rolling fire doors have so many advantages . . . day to day opening and closing ease . . . 3 hour fire retarding effectiveness . . . space saving compactness . . . unmatched security features . . . easy installation.


Balfour rolling fire doors have additional advantages. They take less space and can be completely hidden above the ceiling. Balfour's rolling fire doors shut automatically at a safe, constant speed and can be manually operated for emergency exit. After exit they automatically close again.

Write for full specification details, a complete catalog or see our insert in Sweet's.

Walter Balfour & Co. Inc.
Brooklyn 22, New York

Meeting Your Rigid Specifications...

BUILDING: 575 Lexington Avenue—34-Story
OWNER AND BUILDER: Sam Minskoff & Sons
ARCHITECT: Sylvan Bien and Robert Bien
ELECTRICAL ENGINEER: Sears & Kopf
ELECTRICAL CONTRACTOR: Consolidated Electric Construction Co., Inc.



BUILDING: 630 Third Avenue—22-story
OWNER: Atlas Terminals, Inc. and Arthur Belfer
GENERAL CONTRACTOR: Diesel Construction Co., Inc.
ARCHITECT: Emery Roth & Sons
ELECTRICAL ENGINEER: Alfred J. Kleinberger
ELECTRICAL CONTRACTOR: Nager Electric Co., Inc.



BUILDING: Fashion Institute of Technology
OWNER: Board of Education, City of New York
BUILDER: Depot Construction Corp.
ARCHITECT: DeYoung, Moscovitz & Rosenberg
ELECTRICAL ENGINEER: Albert Stucky
ELECTRICAL CONTRACTOR: Public Improvements Inc.



LEVITON

SPECIFICATION **5000** GRADE

THREE MAGNIFICENT STRUCTURES: Every detail of their financing, architecture and construction has been planned with extreme care. And the well-deserved choice for electrical wiring devices—Leviton 5000 line specification grade. Look for the 5000 number, your assurance of top quality, easy installation, long and dependable service. Send for catalog.

your best jobs are done with...
LEVITON MANUFACTURING COMPANY, INC.
 Brooklyn 22, N. Y.



Chicago • Los Angeles • Leviton (Canada) Limited, Montreal

For your wire needs, contact our subsidiary **AMERICAN INSULATED WIRE CORP.**

goals of housing and renewal policy appear to provide an excellent framework for comprehensive national legislation.

OLIVER C. WINSTON, *director*
 Urban Renewal and Housing Agency
 Baltimore, Md.

Forum:

I agree wholeheartedly with your goal that there must be an urban renewal program with a great measure of continuity. If this is to be the case, it is unwise to try to turn the matter over to the states, for there will then be neither financial help nor much leadership for urban renewal. The past performances of states in aiding the urban renewal program do not support the view you have taken.

FRANK P. ZEIDLER, *mayor*
 City of Milwaukee
 Milwaukee, Wis.

Forum:

FORUM's call for a sound housing policy is to be commended. I must take strong exception, however, with the proposal to reduce federal responsibility in urban renewal.

There is no assurance that a rural dominated state legislature, even given funds, would permit the carrying out of an effective urban renewal program by the large cities. Based on our experience in Pennsylvania, where the legislature is ignoring the constitutional mandate to reapportion, a city like Philadelphia would receive a far smaller share of any funds than it is now receiving from the federal government, or which it would be entitled to based on need or soundness of program.

Keep up the good work in fighting for more effective renewal programs.

RICHARDSON DILWORTH, *mayor*
 Philadelphia, Pa.

END

ARCHITECTURAL FORUM is published monthly by TIME INC., Time & Life building, 9 Rockefeller Plaza, New York 20, N.Y.

SUBSCRIPTION SERVICE: Address all subscriptions and correspondence concerning them to: ARCHITECTURAL FORUM Subscription Dept., 640 N. Michigan Ave., Chicago 11, Ill. Subscription rates: in U.S., U.S. Possessions and Canada, one year \$6.50; elsewhere one year \$10. Single copies, if available, \$1.

CHANGE OF ADDRESS: Four weeks are required for change of address. When ordering a change please name magazine and furnish a label from a recent wrapper. If no label is available, please state as exactly as possible the address to which magazine has been sent. Changes cannot be made without old as well as new address.


EDITORIAL CORRESPONDENCE should be addressed to ARCHITECTURAL FORUM, 9 Rockefeller Plaza, New York 20, N.Y. FORUM will not be responsible for unsolicited manuscripts or illustrations submitted, and it will not return such material unless accompanied by postage.

ADVERTISING CORRESPONDENCE should be addressed to the advertising director, ARCHITECTURAL FORUM, 9 Rockefeller Plaza, New York 20, N.Y.

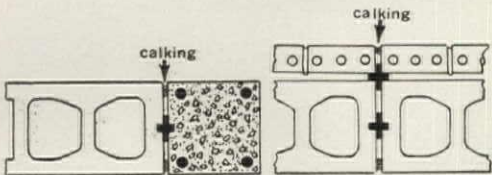
TIME INC. also publishes TIME, LIFE, FORTUNE, SPORTS ILLUSTRATED and HOME & HOME. Chairman, Maurice T. Moore; President, Roy E. Larsen; Executive Vice President for Publishing, Howard Black; Executive Vice President and Treasurer, Charles L. Stillman; Vice President and Secretary, D. W. Brumbaugh; Vice Presidents, Edgar R. Baker, Bernard Barnes, Clay Buckhout, Arnold W. Carlson, Allen Grover, Andrew Heiskell, C. D. Jackson, J. Edward King, James A. Linen, Ralph D. Paine Jr., P. I. Prentice, Weston C. Pullen Jr.; Comptroller and Assistant Secretary, John F. Harvey.

The New Way to Protect and Strengthen Masonry Walls

BLOK-JOINT
Pat. Pend.



For Control Joints




At Concrete Pilaster or Column With Veneer & Back-Up

BLOK-MESH

Deep Swedged Reinforcing



SIDE VIEW



Write For This **FREE BLOK-JOINT** Sample and detailed literature on both Blok-Joint and Blok-Mesh "2-Point" Masonry Wall Protection.

BLOK-JOINT Permits Contraction AND Expansion In Control Joints **BLOK-MESH** Reinforcing Has Deep Swedges For Better Mortar Bond

Today's accepted method of building masonry walls includes reinforcing and control joints. Control joints relieve stresses and strains and reinforcing adds strength and resistance to cracking. Use both to provide maximum strength and protection.

BLOK-JOINT is a cross shaped rubber extrusion for making fast, effective control joints in masonry walls. It is used with ordinary metal sash blocks. No special blocks or building paper and mortar fill is needed. Blok-Joint forms a secure interlock for lateral stability—allows *both* contraction and expansion. It can be used in single walls, block walls faced with other masonry, cavity walls and at pilasters or columns. Molded of

"100-year life" rubber, Blok-Joint meets ASTM and Federal specifications.

BLOK-MESH is the masonry reinforcing with the exclusive deep swedged deforming. The well-defined, squared notches give more gripability with the mortar than conventional reinforcing with superficial nicks or burrs. Blok-Mesh provides effective dovetailing—yet requires no more area in the joint than other types.

For Further Information See



$\frac{4h}{\text{Car}}$
Architectural File


$\frac{3c}{\text{Car}}$
Industrial Construction File




Blok-Joint and Blok-Mesh are products of The Carter-Waters Corp., 2440 Penway, Dept. AF Kansas City 8, Missouri.

Available in the U. S. through Concrete Block Manufacturers and Building Material Dealers.

Blok-Joint is distributed in the Canadian Provinces of Alberta, Saskatchewan and British Columbia by CONSOLIDATED CONCRETE INDUSTRIES, Ltd., 9th Ave. & 24th St. East, Calgary, Alberta, Canada.



Strong, lightweight and nailable, Stran-Steel framing saved time, labor, and materials in this 138-unit multi-floor motel.



Towne House Motel, Rochester, N.Y. Michael J. DeAngelis, Architect; Donn DeAngelis, Designer

Dept. A-33



STRAN-STEEL CORPORATION

Detroit 29, Michigan • Division of



Stran-Steel Corporation, Dept. A-33
Detroit 29, Michigan

Please send your architectural products catalogs.

Name _____

Title _____ Phone _____

Company _____

Address _____

City _____ Zone _____ State _____

READY FOR THE PEAK OF THE '58 TRAVEL SEASON...


**Earnings to Start 30 Days Sooner;
Stran-Steel System Reduces Fabrication, Erection Time**

A coordinated lightweight framing system that's nailable like wood, but has the strength and fire-safety of steel, speeded construction and reduced cost of the Towne House Motel in Rochester, New York. Stran-Steel components were available for construction on the very day the job was let. Much of it was fabricated on site while the footings were poured! As a result, this 138-unit motel will be completed a full month earlier. Owner will enjoy an extra month of peak-season income.

Besides the savings in erection time and erection cost, Stran-Steel framing (as opposed to conventional bar-joist systems) reduced material cost by saving 8 to 10 inches on floor-ceiling height because of the snug fit between joists and wide flange beams.

Time-saving, cost-saving Stran-Steel framing offers freedom of design, too. Collateral materials are nailed directly to the steel. Send for catalog or contact your Stran-Steel Architectural Products dealers, listed in the Yellow Pages under *Steel*. Stran-Steel Structural Systems catalog can be found in Sweet's Catalog—index 2C/Str.

Stran-Steel Architectural Products Mean Construction Savings For You



JOISTS and STUDS BEAMS ROOF DECK C-SECTIONS COLUMNS CHANNELS



The Finishing Touch that ASSURES CLIENT APPROVAL!

Beverly Hilton Hotel—Beverly Hills, California
Architect: Welton Beckett & Associates—Los Angeles, Calif.



specify HILLYARD Floor Treatments for final Clean-Up and Initial Finish

The floors you have so carefully selected for color and design will be a sorry-looking sight by the time the interior trades have completed their work.

Final clean-up and initial finish are crucial. Specify safe cleaning with Hillyard neutral chemical Super Shine-All to be sure that ALL the dirt is gone before the finish is applied.

The local Hillyard "Maintaineer®", a trained floor treatment specialist, will be glad to serve as your own expert consultant, without charge or obligation.



ST. JOSEPH, MO.
Passaic, N. J.
San Jose, Calif.

Branches and Warehouse Stocks in Principal Cities

A-1


Be sure color and texture are not damaged by harsh, so called "quick" cleaners.

Specify Hillyard Super Hil-Brite 100% Carnauba Wax to bring out to the full the natural beauty of the flooring material—cover it with a tough, lustrous film of protection that will add years to the floor's life, pleasure to the client's eyes as the floors reflect the beauty of a new building.

Ask him to survey the floors on your boards, recommend treatments, serve as your "Job Captain".

Ask him also for A.I.A. numbered files containing Architect's information on treatment of all types of floors, and detailed step-by-step treatment instructions for use by your contractor.

*The Hillyard Maintaineer is
"On Your Staff, Not Your Payroll"*



*Permanence
...Strength
...Beauty*
with windows of
Bridgeport Aluminum


In the new St. Gaul's R. C. Church, Chicago, Ill., windows of Bridgeport Aluminum offer dignity, grace and maintenance-free beauty.

These striking window designs, fabricated by Rossbach & Sons of Chicago, are a typical example of how utility and artistry can be combined using Bridgeport Aluminum Extrusions. Adaptable to virtually any design, these extrusions will save labor, time and money. Standard shapes for a wide range of architectural uses are available without die charge — Bridgeport also designs and makes custom shapes for special applications.

All Bridgeport extrusions are carefully tested and inspected to insure exact dimensions . . . close tolerances . . . soundness of metal . . . and fine finish. And each is quality-made for years of trouble-free service. For complete information and fast service on aluminum extrusions for windows, curtain walls, entrances, or any architectural use, just call your nearest Bridgeport Sales Office.

Write on your letterhead for a copy of this informative, 130-page handbook. Complete data on suggested architectural systems, plus full-size drawings of Bridgeport's line of standard architectural shapes.

Architectural Fabricator: Rossbach & Sons, Inc., Chicago, Ill.
Architects: Pavlecic & Kovacevic, A.I.A. & Jack Ota, A.I.A.
General Contractor: Fred Berglund & Son



For the very newest in

BRIDGEPORT ALUMINUM

Aluminum Extrusion and Forging Facilities at Adrian, Michigan

Bridgeport Brass Company, Aluminum Division, Bridgeport 2, Conn. *Sales Offices in Principal Cities*

ARCHITECTURAL FORUM

PUBLISHED BY TIME INC.

EDITOR-IN-CHIEF: Henry R. Luce

PRESIDENT: Roy E. Larsen

EDITOR:

Douglas Haskell, AIA

MANAGING EDITOR:

Edgar P. Smith

EXECUTIVE EDITOR:

Joseph C. Hazen Jr., AIA

ART DIRECTOR:

Paul Grotz

ASSOCIATE EDITORS:

David Allison, Peter Blake, AIA
Russell Bourne, David Carlson,
Frank Fogarty, Jane Jacobs,
David G. McCullough, Walter
McQuade, AIA, Richard A. Miller, AIA,
Richard Saunders, Ogden Tanner,
Stephen G. Thompson

ASSISTANT TO THE EDITOR:

Mary Jane Lightbown

RESEARCH STAFF:

Mireille Gerould, chief;
Mary Ann Hill, Joan Mebane,
Kip Mueller, Anne Peyton,
Mary Elizabeth Young

ART STAFF:

Ray Komai, associate art director;
Martha Blake, Charlotte Winter

EDITORIAL ASSISTANTS:

Anne LeCrenier, Dorothy O'Shea,
Henry Martin Ottmann,
Ann Wilson

CONSULTANTS:

Miles L. Colean, FAIA
Carl Feiss, AIA
Lawrence Lessing

PUBLISHER:

Ralph Delahaye Paine Jr.

GENERAL MANAGER:

Charles B. Bear

ADVERTISING DIRECTOR:

S. C. Lawson

ASSISTANT TO THE PUBLISHER:

John Fistere

Editorial

Constant restoration

Returning last month from a trip to Europe, Architect Ralph Walker, AIA's centennial medalist, reported not on such events as the Brussels World's Fair but on talks with European restorationists of historic buildings.

Eric Bedford, chief architect for the Ministry of Works, told Walker that about 90 per cent of the ornamental stonework on the Houses of Parliament and about 80 per cent of the tower that holds Big Ben has been replaced, and that Salisbury Cathedral is held together by hidden iron bands which expensively but convincingly hold the fabric in its original character, the money having been given by Americans.

These monuments stay authentic. This is because the European habit of revolving restoration, constantly at work whenever replacement is needed, reproduces each stone as faithfully as possible, and in the same place, even if elaborate hidden metal cramping is required to strengthen the fabric. And a point is made of using the same variety of stone, even if stronger, more durable varieties are now available.

"Why do you take such trouble with your old buildings?" asked Walker.

"Because we love them," was the

simple answer, "so we stay faithful to them and keep them as close as possible to the way they are."


The heedless, youthful American civilization, suddenly come of age, can use counsel of this sort, now that it has a historical memory to preserve (see "Architecture worth saving," page 93). Acquiring a fine monument carries at least as much obligation as bringing home a plant which will thereafter be fed, watered, pruned, and tended, not by fits and starts but faithfully and always.

This has scandalously not been done, Walker went on to say, in the case of such fine old growths as our own U.S. Capitol, but it is not too late to start now. And Walker is opposed to doing it by erecting a new replica of the East Front, no matter how "exact archaeologically," in a new material—marble—with a new different color and a different relationship to the rest of the building, chiefly the dome.

The handling of historical monuments involves the most delicate questions of tact and judgment, and also the true critic's attitude toward schools of architecture. "Above all the gods is necessity," said the Greeks, and above all schools of architecture is architecture. There is

continued on page 77

Get rid of disturbing noise



Johns-Manville Sanacoustic absorbs up to 85% of room noise that strikes it

Johns-Manville Acoustical Ceilings cost less installed than 10 years ago

Yes—the cost of a J-M Sanacoustic® Ceiling is lower than 10 years ago! And you gain these advantages: Sound-absorbing mineral wool pads within perforated metal units give best sound control. Baked enamel finish cleans easily. Units snap into tee bar for tight, firm joints; simple to unsnap for relocating. Ceiling

has high light reflection and is noncombustible. Continuing J-M improvements hold down first cost and upkeep costs.

For data on all J-M acoustical ceilings send for "Sound Control." Write: Johns-Manville, Box 158, New York 16, New York. In Canada: Port Credit, Ontario.



JOHNS-MANVILLE



no better university than restoration, but alas few architects have yet disciplined themselves to it. Walker's approach is appropriately sensitive and thoughtful.

The hidden dissuaders

The federal government's tremendous influence on the U.S. economy sometimes manifests itself in strange and inscrutable ways. High tariffs obviously discourage imports, but so, in a more subtle way, does the labyrinth of U.S. customs procedure. The same applies in the field of building; the impact of government policy is sometimes direct, sometimes circuitous, and sometimes not even intended.

The article, on page 101, for example, reports how present federal tax policies tend to encourage suburban home building and to discourage the construction of rental housing. But there are other laws and administrative procedures that discourage the construction of rental housing in more subtle ways. Consider, for example, the federal government's procedure for insuring mortgage loans.

The appraisal of income producing real property for mortgage financing in the private money market often entails a good deal of ritualistic hocus-pocus designed to give legal sanction to a loan valuation actually arrived at by other means. For, as a practical matter, most loans are based primarily on the amount of money which the lender believes safe to lend from the point of view of the earning power of the property and the credit standing of the borrower. In such cases the formal "appraisal" of the property's value may be simply the end of the process rather than the beginning—the ornament rather than the substance.

In conventional lending these facts are well understood and broadly accepted. They do little

harm other than to mystify the uninitiated and add complexity to an inherently complicated business.

But when the Federal Housing Administration insures mortgages on rental housing property, the situation is quite different. In this case the symbol is often mistaken for the substance. According to FORUM Consultant Miles Colean, at FHA the valuation hocus-pocus is taken very seriously, and the appraisal process is formalized into a pseudo-exact measure of value. This mechanically-arrived-at—and largely artificial—"value" becomes the final determinant of the loan amount.


Often, the net effect of this stilted procedure, says Colean, is to make it difficult for potential builders—particularly of rental housing—to secure FHA insurance in sufficient amounts to make their projects commercially feasible. If FHA simply determined mortgage maximums on the basis of realistic judgment estimates of the amount of loan that each property could reasonably be expected to carry—just as private lenders do—a major, hidden obstacle to rental building would be removed.

In such an approach the realty "valuation" process plays a negligible part. The most important consideration is: in view of the best judgment estimate of future market and economic conditions, and the characteristics of the property, what could the property be assumed to earn per annum over a period of years, after deducting operating expenses, taxes, and appropriate reserves? This residual amount, interpreted in terms of the going rate of interest and an acceptable amortization, would set the maximum limit of the loan. The actual loan might be any lesser amount—as dictated by the lender's prudence. If the FHA could, or would, adopt this method, its mortgage insurance could, at long last, become a real aid, rather than a hidden dissuader, to the building of urban rental housing.


END




THE BEST AT BRUSSELS



Germany's black necklace (page 81)




Finland's woodpile (page 82)



Holland's docks and dikes (page 83)



Spain's steel parasols (page 84)



PHOTOS: B. MOOSBRUGGER

The airy U.S. drum (page 87)

Amid all its high-wire stunts and carnival clutter, the first World's Fair since 1939 reveals some unexpected gems of architecture.

BY OGDEN TANNER

Whatever else may be said about the big international exposition now in full swing outside Brussels, it is bound to go down as one of the merriest—and perhaps even one of the more instructive—free-for-alls in the history of architecture.

For sheer flamboyance, few of the 30 World's Fairs since London's Crystal Palace Exposition of 1851—including the most recent one in New York City in 1939—can boast anything quite equal to Brussels' Atomium, a gigantic juggling act of silver spheres, or its "Beak," a weird dinosaur-bird with a cantilevered pointer dreamed up by Belgian engineers for one of their exhibits. Never has a fair produced anything as structurally uninhibited as the huge steel dragonfly of the French pavilion, the little two-horned Paris building, or Le Corbusier's silver-sailed "Electronic Poem"—a Gallic trio that from a distance reminded one British critic of "a serious aircraft accident."

Putting the whole affair together must have caused more than one sleepless night for the coordinating architects: more than 100 "grand manifestations" of all shapes, sizes, and colors were deposited over 435 acres of royal parkland on the Heysel plateau 5 miles north of Brussels. Fortunately, rolling contours and wooded glens here and there lend a soft delight to what is elsewhere a king-size Coney Island.

One major lack is well-organized, imaginative open space, and a chance to stand back and see individual buildings. Many of the pavilions create their own pleasant inner courts and gardens. But except

for some classical, empty plazas at the main entrances, the only really festive, unifying open space at the fair is that in front of the U.S. pavilion. The Russian, Vatican, and Arab buildings all enjoy this gift, but France and others down the Avenue of Nations are cut off from it by a ponderous pedestrian bridge (see photo, next page).

Once visiting Americans get over their own spectacular pavilion (see page 87), the byways of the Heysel offer some quiet, almost unnoticed gems. In contrast to the huge and strangely menacing Atomium, three gaily flying V's rise above the Gate of Nations (photo opposite), actually a back entrance to the fair. This nameless piece of architectural sculpture, designed by Belgian Architects Guilissen and Koning on the discontinuous tension principle, seems to symbolize gracefully the human aspirations and gravity-defying spirit of the fair. In sharp contrast to the massive technological greenhouse of the USSR, the smaller pavilions of Yugoslavia, Czechoslovakia, and Hungary serve up sleek design (and some of the best food) at the fair.

Still fresher architectural ideas are Spain's forest of hexagonal parasols, the Netherlands' ingenious mockup of docks and dikes, Finland's well-fashioned woodpile. (Sadly absent are Finland's neighbors, Sweden and Denmark, and their usual good contributions to design.) And in one corner of the park, West Germany has built a cool black necklace of eight small pavilions—to many visitors, the most polished performance of the fair (see page 81).



1. Dutch carillon, the Atomium



2. France's spike, Belgium's bridge



3. Relaxed girls—and drooping neon signs


7. Belgian beaks, both big and little



4. Thai temple, and Vatican tower



5. U.S. fountains, and sheet-metal fluke




6. German parasols and matching ottomans



SIDE SHOWS, LARGE AND SMALL

To the visitor, any fair is a series of impressions to be taken home. Brussels yields a more varied harvest than most. There is the Netherlands' bell tower (1), a sturdy structure of white-painted steel pipes with a butterfly canopy, that occasionally plays "My Old Kentucky Home." There is the huge, spiked French pavilion (2), resting most of its weight on one central foundation in an attempt to become airborne. There are the official signposts (3), droopy flower forms in many-colored neon that are neither particularly decorative nor easy to read. There is Thailand's glittering temple, found at the last minute crated away in a Bangkok basement and set up near the Vatican's church (4). There is Alexander Calder's fish-tailed mobile of black sheet metal in the center of the American pool (5), turning slowly as angled jets of water nudge it this way and that. There are West Germany's brown rattan parasols and ottomans (6) that provide resting places for the foot- and eye-weary and a pleasant, off-beat note. Elsewhere, among the fair's collection of buildings that look like fly nets, mousetraps, and Baked Alaskas, the preposterous beak of the Belgian Civil Engineering pavilion (7) stands as the prize-winning curio of them all.

Belgium's own most notable contributions are a new telecommunications building hung from a single steel antenna-mast, and an award-winning transportation pavilion with a wonderful wing-shaped roof that shelters full-size airplanes, trolley cars and automobile displays (see News, page 11).



STYLE: WEST GERMANY

Probably the most coolly refined entry at the fair is that of West Germany, whose exhibits are housed in eight, two- and three-story pavilions of welded steel set around a landscaped restaurant garden. Bridges connecting the pavilions are sheltered by canopies of translucent white plastic drawn taut over light, tapered frames. At every entrance, bright blue doors with the same tapered profile are swung open on central pivots during exhibition hours. Raw pine floors add an unexpected Japanese elegance, as do windows set well under the sheltering roof and left open at the top for free passage of air during the summer. The exterior galleries thus formed are neatly set off by white metal stringwork for Venetian blinds, placed outside where they keep out sun heat but not the cooling breeze. Designed by the talented German Architect Egon Eiermann, with Sep Ruf as associate, the pavilion was erected last winter from prefabricated parts, covered over and unveiled well ahead of other frantic last-minute efforts. At fair's end it may be dismantled and taken back to Germany for re-use.


PHOTOS: B. MOOSBRUGGER





FINLAND: SYMBOLS IN WOOD

Finland's rugged terrain and all-important wood products are dramatized in a pavilion of abstract lumber forms set back from the Avenue of Nations and the gaily colored, Swiss-made cable cars that ply back and forth overhead. Each rising plane, textured with close-spaced wooden slats, yields a strip of clerestory window for light and ventilation. The building, designed by young Finnish Architect Reima Pietila, has well-crafted, subtly lighted interiors by Tapio Wirkkala. These include exhibits of woodworking and paper factories, outdoor life and sports, and a special section for Finland's excellent decorative and household arts. Behind the pavilion can be seen the glass walls and roof structure of the Russian hall.





PHOTOS: B. MOOSBRUGGER




HOLLAND: SYMBOLS IN WATER

Instead of putting the many Netherlands exhibits in one huge hall, Architects Boks, Van den Broek, Bakema and Rietveld built several precast concrete exhibit structures opening toward a lively outdoor exhibit of man and the sea. The lower part of the sloping site represents the lowlands, landscaped with canals. Under the spidery blue dome of the hydraulic engineering exhibit, a wave machine and small scale models explain the reclamation of new land. In one pavilion, visitors can inspect Holland-America Line cabins and sit in deck chairs above a full-size freighter hold. At the upper level, another wave paddle sends the "sea" swishing endlessly against a dike.



SPAIN: EXERCISE IN PURE SHAPE

Unlike the symbolic displays of Finland, the Netherlands and others, Spain is represented at the fair by an advanced exercise in pure form. Following the contours of a hilly site and carefully avoiding mature trees, Architects Ramon Molezun and José Antonio Corrales set up an irregular honeycomb of cellular units: high and low hexagonal roof parasols of acoustical board on steel latticework, supported by steel drainpipe columns. The hexagons of the floor plan echo the roof exactly, rising and falling in many levels for exhibits, restaurant and bar, and a raised platform for folk dances. The pattern even extends to dining tables, display cases, and floor tile, in a remarkably unified design lightly enclosed in glass. Prefabricated, it may be re-erected as a park pavilion in Madrid.




HIGHLY EXERCISED SHAPES

Directly across from the Spanish building, two other pavilions also reveal a crystalline approach to form. The Swiss exhibit by Architect Werner Gantenbein is again a honeycomb plan, but of 32 larger hexagons arranged like a mountain village around a little lake (1). The peak-roofed huts, made up of large prefabricated panels with aluminized exteriors, lead the visitor through a logically unfolding display of Swiss life and work. Next door, the United Kingdom's Crystalline Hall of Tradition (2) presents even spikier repeated forms: three 70-foot pyramids made of self-supporting triangular panels of stressed-skin plywood, bolted together. A smaller "bishops hat" out front shelters the gatekeeper, and a reclining figure by Henry Moore contemplates a toothy wall to one side. Architects were Howard Lobb and John Ratcliff; the structural engineer, Felix Samuely.


The real highjinks, however, belong to the strut-and-cable school of design, amply represented at the fair. Among the clearer examples is the Brazilian building by Sergio Bernardes, a great tarpaulin of precast roofing on cables strung from four corner supports (3). Then, there is the swooping, wooden-buttressed roof of the Vatican's 2,500-seat church, partially hidden behind the high wall of its own little "city" (4). Least inhibited of all is Le Corbusier's little collapsing tent designed for the Philips Co. of the Netherlands (5), a prestressed shell of dissimilar hyperbolic paraboloids that houses an 8-minute electronic "séance" in space, sound, light, and color.



1. Switzerland: hexagons around a lake; (top) house exhibits of Swiss life




2. United Kingdom: crystalline pyramids



3. Brazil: tarpaulin on tripods

PHOTOS: B. MOOSBRUGGER



4. Vatican: a swoop, a tower, and a wall



5. Philips: séance in a folding tent




1. Luxembourg's showcase, on steel legs




2. Austria's pavilion, a court of light



3. Turkey's tailored boxes, on stilts



4. Norway: laminated beams, sparse exhibits, and plastic walls



5. Yugoslavia: a welded wire pylon, many levels, and sleek displays



SMALLER GEMS

Aware of the cost of outperforming larger neighbors, some of the small nations concentrated on simple, handsome refinements of the International Style. Luxembourg emphasizes her economy with well-planted legs of steel visible through a glass showcase of iron-mining exhibits (1). Austria's pavilion rises above an open court brilliantly lighted at night (2). Turkey presents two well-finished boxes on stilts (3), and Norway's sparse exhibits are enclosed in long spans of timber and clear plastic walls (4). The Yugoslav pavilion (5) is invitingly open, full of ascending volumes and displays.



SPECTACLE: THE U.S. PAVILION

Carefully set back at the summit of the Avenue of Nations and brilliantly heralded by flags, fountains, and apple blossoms, Architect Edward Stone's magnificent drum is in a unique position to steal the show. Inside its big merry-go-round of latticed plastic, fairgoers are treated to an airy arena of light, water, and royal willow trees. Gold mesh trappings draped from the lower cables of a plastic-covered "bicycle-wheel" roof lead to an open tension ring 60 feet across, a wide gold bracelet that glitters at night with a diamond studding of lights.





PHOTOS: (ABOVE & OPP. P.) B. MOOSBRUGGER; (BELOW) MICHAEL BOUGLER—LI



Baltimore has worked out a new approach to city rebuilding. Its brightest feature: no federal subsidy.

New heart for Baltimore

An unusual team of public and private planners in Baltimore, Maryland has come up with a private enterprise approach to urban renewal that could alter the methods and meaning of much city redevelopment. The city's proposed Charles Center scheme—a 22-acre, \$127 million project planned for a deteriorated area at the core of Baltimore's downtown—will not use a nickel of federal subsidy. Far from suffering from this arrangement, Baltimore expects that its investment will be fully repaid, and a net increase in tax revenues realized, only nine years after the Center is built. Moreover, if the present plans for the Center are followed, Baltimore ought to have an extraordinarily attractive downtown.

The basic reason that Baltimore can afford to drop the federal subsidy in this case (and incidentally save as much as two years of negotiations) is that the plan also drops the artificiality of most redevelopment: it does not attempt to stimulate a rebuilding use which is at fundamental odds with previous use or the surroundings of the project. The site is in the very heart of downtown, not on its fringes, and it is to be re-used for precisely the things that belong in the heart of downtown—offices, entertainment facilities, a hotel, stores, a transportation terminal. Because the location and the re-use are so economically well suited to each other, the land is expected to be marketable without any write-down subsidy to cover the difference between the purchase price and the re-use value of the land (which is where federal redevelopment funds go). Although the developers who bid successfully for Charles Center's ten building sites will not get bargain write-downs on

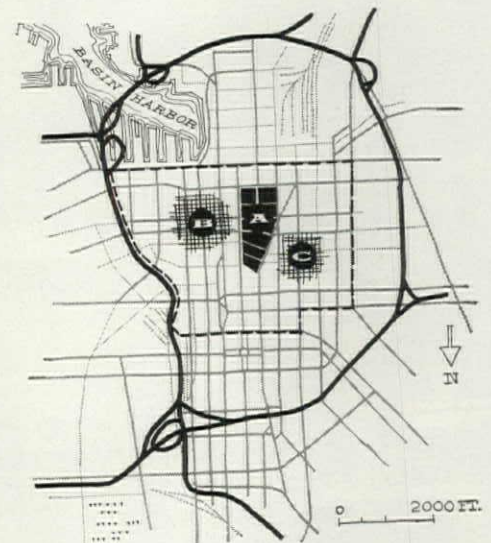
their land, they will nevertheless get a publicly sponsored added value. For the over-all plan and the treatment of public spaces will add immensely to the value of their investments. Baltimore, for its part, will receive a tremendous lift where it is most needed, right between its main shopping district and its financial district (see map).

The point is that redevelopment powers are used here to plan for normal, matter-of-fact building, for construction which would be undertaken somewhere in the city in any case. The difference is that without the Charles Center plan this new building would be scattered and its effects dissipated, so far as regenerating the city is concerned. This plan is an approach to redevelopment that might well be used in other downtowns, and also could be adapted to residential redevelopment plans.

The Charles Center scheme is not a sudden, brilliant brain storm which happened unaccountably to strike in Baltimore. It is one result of a complete public and private overhaul of redevelopment, which in turn occurred as a result of the trial-and-error experience which Baltimore has had with nearly every variety of renewal since 1944. The plan itself is the work of The Planning Council, an independent and unique planning agency, which is sponsored by one group of Baltimore's businessmen and has been commissioned by another group of businessmen to do a comprehensive downtown study (which includes this plan). The Planning Council and its businessmen sponsors and clients have worked intimately with the city government, which 18 months ago completely reorganized its own redevelopment legislation and ad-

ministration, making it the most advanced of any city's today. Without all this spade work, there would not have been a Charles Center plan, and no hope of a Charles Center reality.

Nor would Charles Center be possible if the city were not dealing with the main reason that brought about the deterioration of this site in the first place. Like many another downtown core, the Charles Center area has for decades been handicapped by the blighting effects of truck and automobile through-traffic, which struggled through Baltimore's downtown merely because it was an unavoidable bottleneck between other traffic points. Baltimore's new ring road system (see map below), which is now under construction, makes possible at last the reclama-



Map shows Charles Center as a wedge-shaped area (A) between the downtown financial district (B) and main shopping district (C). Part of the ring road (black lines) for through-traffic is under construction. The broken line bounds the central business district.

BY JANE JACOBS

tion of the traffic-blighted core. The Patapsco cross-harbor tunnel bypass, alone (not shown), southeast of the inner ring, has reduced through-traffic downtown by 30 per cent since it was opened in 1957.

Public parks, private plots

The design of Charles Center is based on common sense just as direct—and just as uncommon—as was the choice of the right site at the right time. Here are some of its important design features:

▶ The plan includes three public parks to be constructed and owned by the city, and also anticipates public ownership of the major pedestrian streets and pathways. This means the Center is freed of the necessity of finding a developer large enough to take on buildings enough, with design repetitive enough so that he can afford to throw in the open spaces too—and incidentally pay himself for all the long-drawn-out negotiations that this kind of deal entails. The Charles Center plan designates ten separate plots for sale. Since the public spaces and the sizes of these separate plots are fixed facts, the basic plan can be closely adhered to even if it changes in detail.

▶ The design blends the Center into the area that lies outside it. This means the Center will be less a "project" than an integral, continuous part of downtown. On its periphery, sites for retail space, office buildings, and park are all placed so as to give continuity and support to good areas across the Center's borders. Sites for the larger buildings are placed so as to continue the skyline of the adjoining financial district's large buildings. The smaller buildings, too, are to be scaled to existing buildings, on and off the site. Even

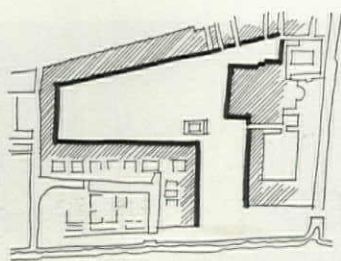


Charles Center's site as it is today is shown above. It includes five buildings to be retained in the completed project, shown in the model photo below. Redevelopment of the harbor shore (top of photos) was planned a few years ago,

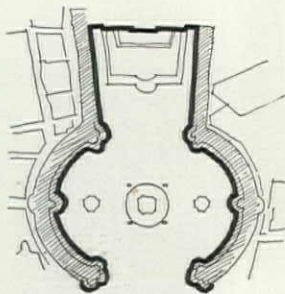
but a comprehensive downtown study indicated the more central site as more urgent. The financial district is to the left of Charles Center. For a view of this area before an earlier try at planned renewal 50 years ago, see page 92.

PHOTOS: M. E. WARREN

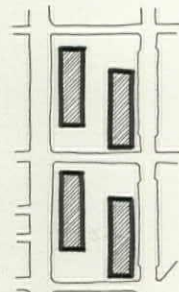




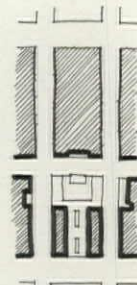
PIAZZA SAN MARCO



PIAZZA SAN PIETRO



PENN CENTER



ROCKEFELLER CENTER

Comparison of famous open spaces shows that in scale and tradition Charles Center is closer to Venice than to Philadelphia or New York.

the spaces between the building locations are so arranged as to stress downtown continuity. They are disposed to catch views of Baltimore landmarks (see rendering, page 91). A 68-foot drop in topography is exploited both for continuity with the rest of the city and for its drama.

▶ The design adapts the pedestrian island principle to a concentrated downtown area. Pedestrians are to have a complete street system of their own, yet cars will be able to get through from one side of the island to the other. The sloping site was used to get two separate "street levels" at certain strategic points, with the cars passing under the pedestrians. People and stores are all above ground, and the stored cars (except for one garage now existing) are underground. This arrangement makes possible, over the entire site, truly urban, concentrated, lively design.

▶ The designers have made a great deal of their opportunity for undiluted urbanity. The open spaces, and the paths that join them, are not simply places left without building. They are architecturally designed and architecturally organized spaces, as much so as any building. And as a whole, the design of the Center is concentrated, intricate, lively and full of changes. It is a celebration of city core qualities.

The existing buildings which will remain on the Charles Center site are a large hotel, a recently built 490-car garage, and three substantial office buildings. To these will be added 2 million more square feet of office space in eight towers, 428,000 square feet of retail space mostly in low buildings, another hotel, a transportation terminal, a TV studio and theater, and underground parking for 4,000 cars. The addi-

tions represent a conservative reckoning of normal office and entertainment expansion which would occur somewhere in Baltimore in the next 10 or 15 years in any event. The retail space is substantially less than already exists on the site. The new hotel, too, appears to be a sure thing because the Hilton chain, among others, has been busying itself to find a downtown site and Baltimore is now the most underserved large city in the country, so far as hotel space is concerned.

The land is expected to cost the city about \$24 million, and with the public spaces subtracted, is expected to bring from developers \$17.2 million. The net land cost to the city will be the \$6.8 million it pays for the parks. To this will be added the cost of development of the parks and of streets and utilities, plus construction of the \$4.7 million transportation terminal, for a total city investment of \$17.2 million.

The total value of the finished project will be about \$127 million. This will bring the city a net increase in tax revenues of \$2 million a year over the \$531,000 tax derived from this area now, which should permit the city to recoup its entire investment in nine years, and thereafter make a tax "profit."

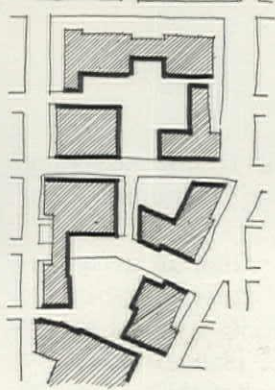
Pioneering partnership

All this stands a good chance of actually happening, because back in 1955 Baltimore faced up to the fact that renewal was bogged down in the overlapping authorities and red tape that most cities are still putting up with, and proliferating. Oliver C. Winston, who headed the generally admired Baltimore Housing Authority, was appointed by Mayor Thomas D'Alesandro Jr. as interim

renewal coordinator, and given authority to study what kind of renewal program and administration Baltimore should have. A board of consultants, headed by Professor William L. C. Wheaton of the University of Pennsylvania's Institute for Urban Studies, drew up a comprehensive 20-year program and recommended a single Renewal and Housing Agency, not an extra-governmental authority, but an agency responsible to the electorate through the mayor. This report went to D'Alesandro in September 1956. Instead of appointing a committee to study the study (as many mayors have done), D'Alesandro swiftly adopted the recommendations, with the comment that it was the mayor's function to lead, not wait to be pushed. By January 1957 all the necessary legislation had been passed and the new agency set up with Walter Sondheim Jr., a department store executive and president of the School Board, as chairman, and Winston as director. Among other unprecedented steps, the entire downtown district of Baltimore was designated a renewal area.

Meantime, a group of Baltimore businessmen formed the Greater Baltimore Committee, now headed by Charles Buck, president of the Maryland Title Guarantee Company. And a group of downtown retailers—later expanded to include other businessmen with downtown interests—formed the Committee for Downtown, led by J. Jefferson Miller, a department store executive.

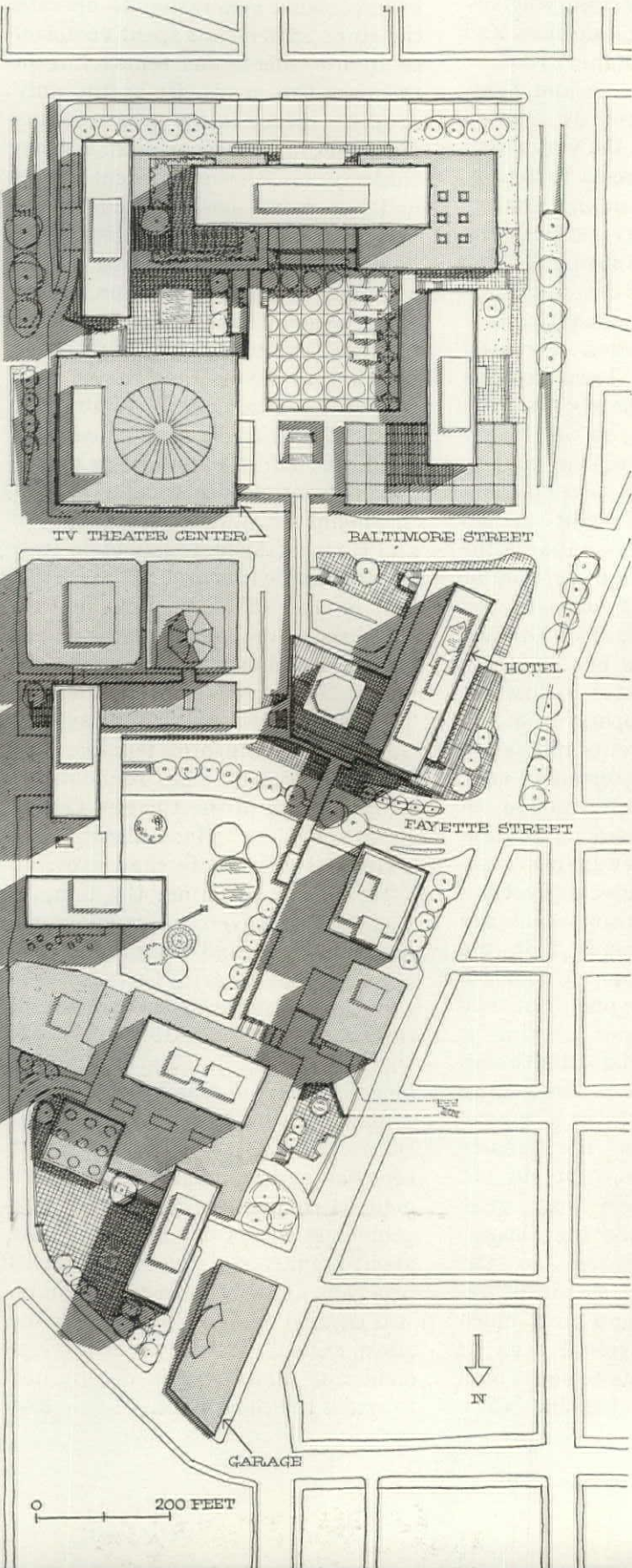
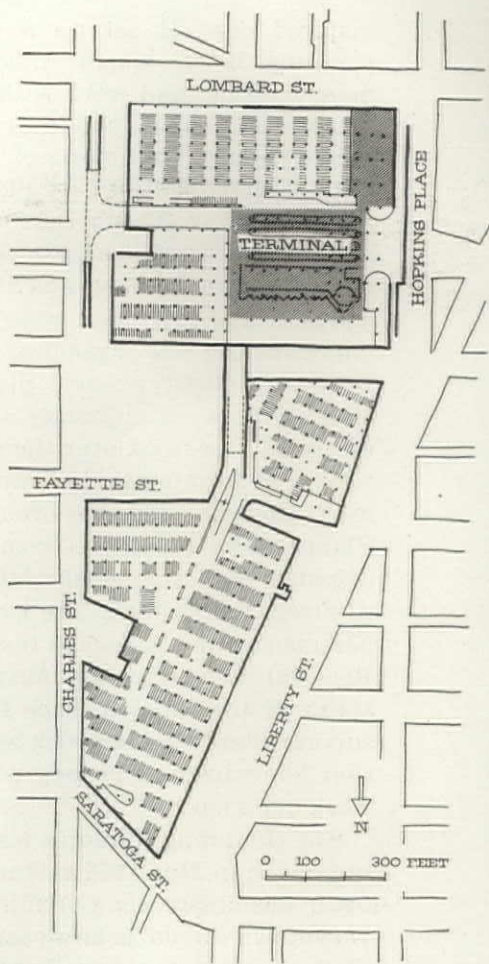
The Greater Baltimore Committee is in the tradition begun by the Allegheny Conference of Pittsburgh, of businessmen's public service redevelopment groups. But the Baltimore committee took an unusual step, and as it has turned out, an



CHARLES CENTER

PLANNING COUNCIL OF THE GREATER BALTIMORE COMMITTEE, INC.: DIRECTOR: *David Wallace*. PROJECT DIRECTOR: *George Kost-ritsky*. ECONOMIST: *Harry Cooper*. ARCHITECTURAL CONSULTANTS: *Rogers, Taliaferro & Lamb*.

Design of Charles Center is organized around three city parks (large site plan, left): a small one at the northern tip, a major central park, and a plaza over the underground transportation terminal at the south end (top of plan). Buildings not labeled are existing and proposed office buildings. The rendering below shows the major park from a pedestrian gallery along Fayette Street. The intricate scheme, using a slope of 68 feet from north to south, has six different levels, with underground parking in portions of five of them. The small plan (right) shows the next-to-bottom level, all below ground and devoted largely to parking.



inspired one. It set up a private planning body, which could have more freedom and work with fewer inhibitions than a public or quasi-public agency. Baltimore, of course, has a Department of City Planning, now headed by Philip Darling, formerly director of planning at Baltimore's Urban Renewal and Housing Agency, and the idea was not to duplicate the city agencies, but to work on special renewal problems. Hunter Moss, an appraiser and real estate adviser, took over the responsibility of forming this private Planning Council, and he brought in Planner David Wallace from Philadelphia's Redevelopment Authority to direct the Council. The two businessmen's committees and the Urban Renewal and Housing Agency all speak of the Moss-Wallace team in superlatives—"a storybook aggregation," "geniuses at getting people to work together."

The Planning Council was commissioned in May 1957 by the downtown businessmen's Committee for Downtown to do a two-year study of the central business district and propose a plan. To finance this work, the Committee for Downtown raised \$150,000 by assessing its members 1/10 of 1 per cent of the assessed value of their property annually, for two years, and the Greater Baltimore Committee contributed another \$75,000.

Charles Center was developed and announced midway through the

study because, Wallace explains, at a fairly early stage it became clear that the future of Baltimore's downtown depended on the kind of growth envisioned in Charles Center and that the Charles Center site was the only place for this growth.

Wallace worked closely from the beginning with officials and staffs of city agencies, in particular with the Urban Renewal and Housing Agency people, with George Carter, Director of Public Works, who devised the relocation of utilities and the like, and with Henry Barnes, Commissioner of Transit and Traffic, who is still pleasantly amazed that he was asked, at the very start, to designate what streets to retain.

As a first step to making Charles Center an official city project, the Urban Renewal and Housing Agency has gotten a \$95,000 city appropriation for economic consultation and assessment of relocation and land disposition problems. Land acquisition can begin immediately after approval of the plan by the City Council, and construction, in stages, would take six to eight years placing the completion date eight to ten years from now. The bond issue for the city's \$17.2 million portion of the Center's cost will come up for a vote by next May. The Greater Baltimore Committee has set up a Development Committee to interest investors and developers, and has already had about twenty nibbles.

So far as can be determined now, before the City Council acts and before the results of the bond election are in—i.e., from newspaper reaction, interviews, comment by community leaders—Baltimoreans are astonishingly unanimous that the right site has been chosen, and are enthusiastic about the plan. But they are also skeptical about the time it will take. "Just what Baltimore needs, but I'll have a long gray beard when I see it," is a typical comment. Members of the Greater Baltimore Committee, who do not think they will have long gray beards when they see the Center, attribute the skepticism to the general bogged-down status of renewal in the past, and to a much publicized, long-drawn-out saga of the city's five attempts to settle on a civic center site and plan. (The

Planning Council is now assisting the Civic Center Commission in selecting a site).

Charles Center, like all urban redevelopment, will cause hardship and perplexing injustices to some people now on the site. Isaac Hamburger stands as a symbol of these. For 109 years, Hamburger's, a fine men's-wear store, has stood on Baltimore Street which runs through the Charles Center site. Isaac Hamburger, third generation to operate the store, says he has spent \$500,000 on improvements and remodeling in the past five years. He is the only property owner in the area who has made major improvements. Unfortunately his three excellent floors and basement are surmounted by five floors of unprepossessing office space in a dreary building at an awkward triangular location, and it is to be demolished. As a director of the Committee for Downtown, Hamburger favors the Charles Center plan because he thinks Baltimore needs it, but he is deeply unhappy about the effect it will have on his own interests. His cousin, Walter Sondheim Jr., the Urban Renewal and Housing Agency chairman, feels a sympathetic concern, but also feels that because of his position he cannot discuss the matter with Hamburger. Hamburger's real estate adviser, Hunter Moss, chairman of The Planning Council, also sympathizes but, because of possible conflict of interests, he has relinquished all his clients in the Charles Center site, including Hamburger, who needs him now more than ever.

In such a situation, the temptation is to leave the troublesome building alone and compromise the plan. But the Charles Center site is a living reminder of the pitfalls in this approach too. After the great Baltimore fire in 1904, in which most of this site was burned to the ground, Baltimore appointed a Burnt District Commission a kind of urban renewal agency of its day, which made a rebuilding plan. So many people got exceptions to it, that only about a quarter of the commission's program, mostly street widening, was carried out. In effect, this is the site's second chance at redevelopment and Baltimore is determined to make the most of it. END

BALTIMORE NEWS-POST



Desolation of the Charles Center site shown here is the aftermath of the fire of 1904. Attempted re-plan went awry.

Much of America's architectural heritage has already been destroyed; still more stands doomed today. Here are some tragic examples in each category. But here, too, are a few important buildings delivered from destruction, and a program for saving others.



Architecture worth saving

"Architecture," wrote John Ruskin a century ago, "is to be regarded by us with the most serious thought. We may live without her, and worship without her, but we cannot remember without her. How many pages of doubtful record might we not often spare for a few stones left one upon the other!"

Today, America, documented, indexed, and surveyed more thoroughly than Ruskin could have envisioned, seems to be deliberately destroying the vital record left by its architecture. And the Congress of the United States is, in this destruction, taking the lead. Its plan to extend the east front of the Capitol would trade an improvement of doubtful value and fabulous cost for the few existent stones of the original Capitol. The stones, however, are not the primary concern. The important fact is that the change would destroy a unique and historic space—the forecourt of the Capitol—and interrupt the dramatic cascade of row upon row of columns from dome to portico, which is the focus of the space.

In the case of the east front, historic events and good architecture coincide. But history is not only an affair of specific events. It

is dream and spirit and flavor, too. It is the continuity of the living nation and the definition of its civilization, and man's building shows, more deeply than any other activity, the state and character of his civilization.

But architecture is worth saving, not only for the record, but for enrichment of the present scene—and as a source of inspiration for the architecture of the future. And unexpectedly, the cost of these important benefits can often be confined to intangible expenditures, such as imagination and humility and an appreciation of beauty for its own sake.

Unfortunately, the cause of preservation has been badly bleared by sentimentalists out to save everything, regardless of significance. The photographs on the following pages are a first attempt to clear the air, especially in regard to the architecture of the nineteenth


and twentieth century. The selection was made in collaboration with the Museum of Modern Art and with the National Trust for Historic Preservation, cosponsors with FORUM of a traveling exhibit designed to demonstrate, by example, *what* to save and to suggest, by precept, *how* to save it.






Destroyed


THREE EXAMPLES of the many important buildings already destroyed: Belle Grove (above), one of the great plantation houses of Louisiana, was burned by vagrants in 1952. The St. Louis iron front buildings (one example, right), built after the fire of 1849, were dismantled by the hundreds in 1939 to make way for the Jefferson National Expansion Memorial, which is now barely under construction. Frank Lloyd Wright's Larkin Building (extreme right), built in 1904, was one of the most influential buildings of modern architecture. It was torn down in 1950 after the City of Buffalo sold the property to a trucking company, which now parks its trucks on the cleared site.



Doomed?

THE AUDITORIUM, finished in Chicago in 1889, was one of Adler and Sullivan's great achievements. Built as the core feature of a hotel and office building complex, it marked Chicago's cultural coming of age. Its brilliant opening night (right, below) inaugurated more than 30 years of active use for opera and other cultural events. In 1929, Samuel Insull, ill-famed utility magnate, removed the Chicago Opera to a new building. Only occasionally used after that, the Auditorium, considered by many the finest room for music in the world, was last used during World War II as a bowling alley. Roosevelt University, which purchased the building complex after the war, established itself in the hotel and office space surrounding the Auditorium. Despite earnest efforts, however, the University has not yet been able to obtain the funds needed to restore the Auditorium itself, notwithstanding its basic soundness, good location, and excellent acoustics.





Doomed?

THE COURTHOUSE AND JAIL in Pittsburgh were completed in 1886 after the death of pioneer modern Architect H. H. Richardson. He considered the building his finest work: "If they honor me for the pigmy buildings I have already done, what will they say when Pittsburgh is finished?" Although the Courthouse (top, photo right) is not now threatened, the jail (below, photo right) may soon be torn down. While undoubtedly inadequate for its present use, the noble interior space and the stone-walled courts could be adapted to another use. One likely possibility: a Pittsburgh Museum of Industry.



Doomed?

GRAND CENTRAL TERMINAL in New York, finished in 1913 to the plans of Architects Warren & Wetmore, and Reed & Stem is now overwhelmed with revolving autos and other rock-n'-roll-age advertising (below). The prime virtue of the great center concourse is as civic "open-space"—like a public square, roofed over. Unfortunately, the ubiquitous advertising art has badly damaged if not doomed the original concept of sponsors and architects.




PENNSYLVANIA STATION, New York's other Great Room, was finished in 1910. The long-admired design of Architects McKim, Mead & White was recently intruded upon by essential renovations of the ticketing facilities. But many feel it should have been done more sympathetically. The arched canopy over the new equipment, which reveals its crinkled cover to entrants from the side streets, has a form and a scale which destroys the effect of the great room as a room.



Doomed?

BROOKLYN BRIDGE, designed in 1867 by John A. Roebling and completed in 1883, is a pioneer among great suspension bridges. In 1950, its streetcar tracts were removed and additional automobile lanes were substituted. But in the process, structural additions and utility lines (below) cluttered one of the beauties of the bridge—the exciting high view of Manhattan from the pedestrian walk. Now a maze of approach roads is being built on the Manhattan side. None of the “improvements” measure up to the bold simplicity of the original Roebling idea.




WASHINGTON SQUARE has been the center of New York's Greenwich Village since the 1830's. After Architect Stanford White's arch (photo, right) was built in 1895, bus and local traffic was admitted to the park. Now, neglected by the Park Department, the Square is threatened by further inroads in the form of a road carrying arterial through-traffic (see plan, below) despite protests of Villagers and critics such as Lewis Mumford, who think traffic should be entirely excluded from the Square. On these grounds, Mumford termed the new road “an almost classic example of bad planning.”



Delivered

THE OLD PATENT OFFICE in Washington, D.C., which was started in 1836 to the plans of Architect Robert Mills, may be the symbol of a more hopeful trend. Scheduled for destruction this year, it was to have been replaced by a parking lot. In March, however, Congress passed a bill turning the Doric-columned building over to the Smithsonian Institution for use as a national gallery of portraiture and contemporary art as soon as the Civil Service Commission, which now uses the building, moves to new quarters.



CHICAGO'S ROBIE HOUSE, designed by Frank Lloyd Wright in 1908, was to be replaced by a dormitory by its owners, the Chicago Theological Seminary. In December 1957, a national effort obtained a stay of execution and a temporary use for the house. Webb & Knapp, who purchased the property for \$125,000, will occupy it while their Hyde Park redevelopment project is underway. When they have finished using the house, it will be turned over to a national preservation group.



THE OWATONNA BANK, designed by Louis Sullivan in 1908, was nearly destroyed by careless remodeling in the 1930's. Recently, when the need to expand threatened the building further, five groups of Minnesota architects and historians prevailed upon the owners, the Security Bank & Trust Co., to proceed with care. On the recommendation of the professional groups, the bank employed Architect Harwell Harris as consultant and proceeded to adapt the building to modern needs without destroying its architectural character.



A plan for local action

In many cities and towns throughout the U.S., there are hopeful signs of an aroused interest in saving notable examples of American architecture. In Bridgeport, Connecticut, for example, the threatened demolition of the Harral-Wheeler house (1) by the city was an important issue in last fall's mayoralty campaign. In San Francisco, the State Highway Department's plan to plaster an elevated highway against the face of the venerated Ferry Building (2) raised a storm of protest that ultimately involved more than 30 government departments, newspapers, and professional and citizen groups. Unfortunately, in the latter case public opposition came too late.

A successful civic preservation policy requires continuous planning. Too often, as in the case of the 1850 Dayton, Ohio Courthouse (3) there is no planning for preservation because there is no *immediate* threat to the building. Yet the fine old Dayton building has been threatened before, and everything about it—its location, its present use, its atrophied physical condition—virtually assures that it will be threatened again. Preservation efforts should begin now.


Fortunately, the local chapter Preservation Committees of the American Institute of Architects are now prepared to advise local groups on whether or not a building is worth preserving. All chapters have nearly completed records of buildings worth saving. But a mere list is not enough. The depression-born U.S. Park Service survey recorded some 7,600 important buildings built before 1860. More than 25 per cent of these buildings have been destroyed since 1933. To promote interest—and action—in preserving worth-while buildings, the National Trust for Historic Preservation (2000 K St., N. W., Washington 6, D.C.), a private organization chartered by Congress, is now operating a national clearing house and information center on preservation matters.

Contrary to popular opinion, preservation is seldom a matter of saving a building in the face of "progress." More often, the loss can be charged to simple ignorance of the architectural value of the structure. And often the problem is not to save the building from demolition at all, but to prevent it from being destroyed by bad remodeling. Unfortunately, most architects think that they can "improve" anything.

In few cases can a piece of architecture worth saving be turned into a museum. More often, new uses and new owners must be found.


Sometimes, however, the only hope is legislation, which places important works of architecture—indeed entire districts of good architecture—under special zoning and building controls of the municipal government. Such legislation is being successfully used in Philadelphia, Boston, and other cities, and it would go a long way to solving knotty preservation problems elsewhere.

1




Richard Wood

2



Orin Dameswood

3



Perry Borchers

In today's tax-oriented economy rental housing suffers a great disadvantage. One reason: tax laws force renters to pay as much as 66 per cent more than home owners for equal accommodations.

The high cost of renting

BY STEPHEN G. THOMPSON

The deterioration of America's cities has been recognized as a national problem ever since the Housing Act of 1949 authorized federal grants for slum clearance and redevelopment. In his budget message last January, however, President Eisenhower proposed shifting a greater share of the renewal burden to state and local governments. This objective, while laudable in principal, is more difficult to justify in terms of economic equity. For there is considerable evidence that federal renewal subsidies may only partially compensate for federal tax discrimination against urban building that seriously aggravates the insidious decay that is spreading over so many U.S. cities.

Certainly, before there is any curtailment of federal responsibility in this area, a close re-examination should be made of the extent to which federal tax and housing laws conspire against healthy urban growth and maintenance. Most postwar housing has gone up in the suburbs, and virtually no new urban quarters have been built for middle-income families. High land values and rising building costs in the cities are frequently blamed for the great postwar migration to suburbia. But, surprisingly, hardly anyone has blamed the exodus from the cities on taxes, or has stopped to ask how well it may serve the total community interest to promote, through discriminatory tax policy, the relocation of the great bulk of the nation's middle-income families in the suburbs—leaving the cities only for the very rich and for those too poor to undertake home ownership.

Yet as Louis Winnick, economic consultant for ACTION (the American Council to Improve Our Neighborhoods), puts it: "As things now stand, there are not enough inducements for investors, brokers, bankers, and builders to give much attention to new rental housing. The inducements favor home ownership." Almost all the factors that discourage rental construction in the cities, moreover, also deter the construction of rental housing in the suburbs. Thus the cities, with their old and aging buildings, contain almost the only available rental quarters. As federal housing policies that favor home ownership lure more and more middle-income families into suburbia, cities degenerate more and more into vast, crowded concentration centers for minority groups and families too poor to buy homes. What compounds this unwholesome situation is the fact that these minority groups are also experiencing a great growth in numbers.

Present federal policies are thus indirectly contributing to slum growth and urban decay. And until this situation changes, the cities can legitimately claim that they deserve, if anything, an *increase*, rather than a reduction, in federal aid for their renewal programs.

Landlord tax collectors

Even a cursory examination of federal tax policies shows that the disadvantages inherent in the construction and operation of rental houses or apartments are considerable. In the first place, any rental housing profits—and except for

"cooperatives" and public housing, no apartment housing is erected unless there is the prospect of making a reasonable profit—are taxed by the federal government. Although the owner of the building makes the actual payment, the rental family really pays this tax—indirectly.

To obtain some indication of how much of the average family's rent ultimately goes to the federal government, FORUM queried dozens of apartment owners and apartment managers in 15 U.S. cities. Naturally, every property had a different tax status, depending on the depreciation allowable, and the tax bracket of the corporate, individual or partnership ownership. Nevertheless this random sampling definitely showed that rental families, concentrated in cities, account for surprisingly large indirect tax payments to the Federal Treasury—payments that home owners do not have to match. In fact when adjusted to a "per room" basis, the survey showed that sample rents for four-room apartments in New York last year included federal taxes ranging from \$72 to as high as \$400 per year. Similarly the tax bite on a group of Chicago rents ranged from \$170 to \$265 a year; the tax load in St. Louis was \$135; in San Francisco, \$480; in Detroit, \$324.

Since home ownership, by contrast, is a nonprofit operation, it escapes any burden comparable to this federal income-tax levy that is an integral part of the rent paid by any apartment family.* Instead the

* In some European countries, home owners do pay tax comparable to that paid by renters based on the "imputed rental value" of their houses.

U.S. home owner actually enjoys a special tax advantage: before paying his personal income tax he can deduct from his taxable income all mortgage interest and real estate taxes paid—a privilege not available to renters because they do not pay these charges directly. Winnick's estimate of the amount of revenue the Treasury might sacrifice if equitable and similar tax-deduction privileges were extended to renters provides a rough measure of the amount of tax discrimination against the nation's rental families under present law. His estimate: up to \$1 billion a year.

Hit from two sides

What discourages the construction of rental housing most is the two-way spread between the deductibility privileges available to home owners and the direct taxes on landlords' profits. In this tax abyss, FORUM estimates, the penalty on the rental family may easily range from 33 per cent to 66 per cent or greater above home-ownership costs for comparable housing.

For instance, a home owner in the 30-per-cent income tax bracket could live in his own \$20,000 house for a net cost of \$1,457 a year—after home-ownership deductions (see chart, page 103). But a family renting an identical house (or a comparable \$20,000 apartment) under virtually the same financing conditions, and with the same operating expenses and real estate taxes—would have to pay at least an extra \$488 a year for its shelter—or 33 per cent more than the home owner. And the extra \$488 paid by the renter would include a \$388 differential in tax liability between home owner and tenant.

If rental buildings are owned by corporations, of course, the rents must reflect the 30-52 per cent corporate income taxes paid by the owners. If they are owned by individuals, the net rental income may be subject to rates even higher than 52 per cent, and, competition permitting, the rents must be higher, too. If the rental house previously mentioned (or a \$20,000 apartment unit) was held by a 50-per-cent tax

bracket owner, instead of a 30-per-cent owner, for instance, to yield the same after-tax profit under the same conditions, the rent would have to be \$631 or 43-per-cent (rather than 33-per-cent) higher than the comparable net home-ownership costs. The rub comes, of course, when market conditions will not support higher rents—or economically justify any new construction. This may occur because there already are vacancies in existing, competitive rental units, or, under present circumstances, because the differential between home-renting and home-owning costs may be so great that the ordinary family cannot afford to ignore the substantial savings available through ownership.

Sock the landlord

Cities themselves often impose an additional tax burden on renters. Apartment properties frequently are assessed for municipal tax purposes relatively more heavily than single-family homes. This is usually done on the politically appealing assumption that the landlord will be able to pay the added taxes out of his profits. As a result of this "sock the landlord" tendency, even before World War II it was not uncommon for apartment properties in some cities to pay as much as \$1 out of every \$5 of rent in local real estate taxes. And there are signs that the ante is getting higher in some cities. In Boston, for example, one 40-unit apartment building paid \$8,600 in real estate taxes last year out of a gross rent roll of \$30,660, or more than 28 cents out of every rent dollar. But the municipal bite varies widely. A 56-unit building in adjacent Cambridge, by contrast, paid only \$9,801 out of gross rents of \$48,000, or only 20 cents out of each dollar.

The states, too, frequently hit the renter with higher taxes than the home owner. Some states, for example, give veterans special home-ownership tax exemptions. And, in the several "homestead law" states there is further avowed, undisguised tax discrimination against rental housing, in the tax exemption accorded to home ownership.

Tax impact on building

While housing experts generally agree that the tax cards are stacked against renters, they disagree on whether federal or local taxes are the greater deterrent to the construction of middle-income rental housing. Two owner-builders of apartments in Kansas City, for example, report that they never consider federal income taxes as a determining factor when planning new projects. Los Angeles Realtor Henry G. Beaumont, former president of the Management Institute of the National Association of Real Estate Boards, also takes this view: "I don't think you will find anyone who directly incorporates his federal income tax in his rent schedule calculations." Melvin Dubinsky, St. Louis realtor and civic leader, noting that city levies against apartment properties there have just about doubled in ten years, says: "Our real estate tax is the major bar to construction of new rental property." A spokesman for Boston's rental housing association declares: "From 25 to 40 per cent of our rental dollars go for local taxes. The federal taxes are just peanuts compared to that."

On the other hand, federal income taxes come in for a variety of brickbats, too. Says a leading Chicago realtor and mortgage expert: "Federal taxes have deterred new rental housing. It's hard to say to what extent, but I'm sure they have. The biggest problem is that the current tax structure is not conducive to the assembling of large funds by individuals or small groups of investors. A man with a lot of money would rather invest in a securities investment trust than in real estate. Until you can obtain equal tax benefits for real estate trusts [i.e., conduit tax treatment]—you will not attract large investments to new rental housing."

Still other experts, however, insist that the accelerated depreciation rules for new construction, adopted in 1954, do make new apartment construction now a reasonably attractive investment—for perhaps the first seven to ten years of a structure's existence (FORUM, May 1955). But after that the owner

had better sell or dispose of such property if he wants to avoid a sharp cut in after-tax income.

In some cases, rapid write-off will even permit a new rental property to show a tax-report loss while actually throwing off a substantial cash return in its early years—with this “book” loss also available to reduce the builder’s taxes on some of his other income in the top brackets. All this legerdemain, of course, only dramatizes the quirks and inconsistencies of the federal tax laws: in rental housing, the laws serve to encourage “tax-deals” while discouraging more conservative builder-investors from erecting projects to be held and operated over prolonged periods as steady, consistent income-producing properties.

What prospects for relief?

With easy-purchase, FHA and VA terms luring all but the lowest-income and minority families to the suburbs, and with federal tax discrimination adding to the heavy burdens of local real estate taxes, what corrective steps can big cities take to spur the new middle-income rental construction they sorely need if they are to arrest urban decay and maintain a healthy municipal economy?

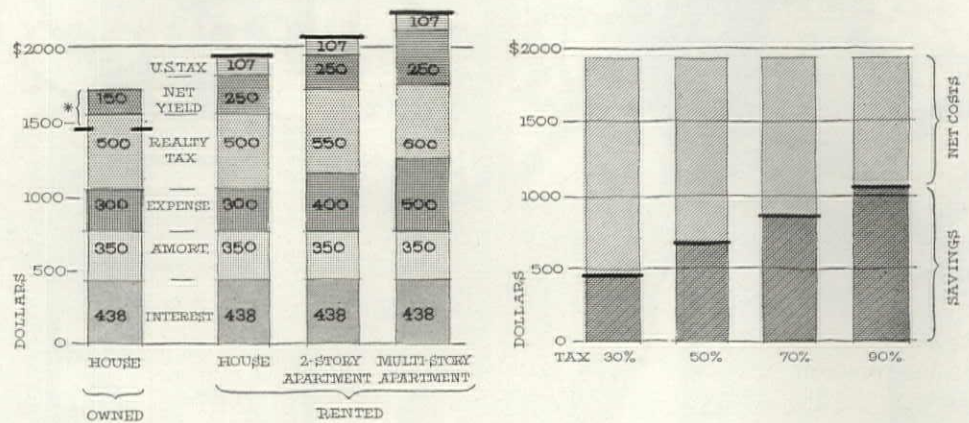
First of all, U.S. cities would seem to have an immediate need for a new type of expert or consultant who might be described as a “municipal economist” or “urban tax specialist.” His job would be to study all the interrelated tax problems bedeviling a city, and to recommend realistic revisions in local tax policies that would do the most to promote over-all municipal fiscal health and urban revitalization. On the national level, through cooperation and joint studies, such experts could recommend specific, appropriate changes in federal tax laws and other policies that would halt the needless debilitation of cities, and help stimulate new urban housing for all income groups.

Once a greater number of city officials wake up to the seriousness of the extent to which U.S. tax policies are undermining their own main tax source (real estate), mayors from all areas can unite and

continued on page 182

The renter's hidden tax burden

NET COSTS: OWNERSHIP VS. RENTING HIGHEST-TAXED OWNERS SAVE MOST



* Tax deduction savings—\$281.

Under basically comparable conditions, people who rent instead of own their own homes carry an extra, invisible—and surprisingly heavy—federal tax burden that home-owning families are spared.

In the left-hand chart above, the first bar shows that the owner of a hypothetical \$20,000 home would pay \$1,457 net per year for taxes, mortgage interest, and amortization, etc. The other bars show the comparable “housing cost” if the same person rents the same house, or a \$20,000 apartment. The second bar, for example, shows that the house renter must pay an additional \$488, or 33 per cent more. Only \$100 of this extra cost reflects more “investment” profit for the landlord on the rental unit. The other \$388 of extra cost results directly from the different federal tax rules applicable to home owners and to home renters. One portion of this \$388 tax differential consists of \$107 in federal taxes that the landlord must pay on the profit realized from this rental house, and which (competition permitting) the landlord actually passes on to the renter. The other \$281 of extra cost reflects the home owner’s lower federal taxes, because he is allowed to deduct his interest and real estate tax payments in computing his taxable personal income. The same interest charges and real estate tax payments are made on the rental house, but the renter gets no deduction privileges.


The other two bars in the first chart show the rents (\$2,095 and \$2,245 a year) which would have to be paid on rental units which cost \$20,000 to build in garden-apartment and high-rise apartment buildings. They would be 43 and 54 per cent higher respectively than home-ownership costs. The additional costs here result from assumed higher operating expenses and real estate taxes.

For uniformity, all the properties compared in the first chart are assumed to


be owned or occupied by individuals or corporations in the 30-per-cent tax bracket. At higher tax-levels the gap between the cost of owning and renting is even greater.

The right-hand chart above, for example, shows how much families in various income-tax brackets could expect to save on their annual housing costs if they bought the same hypothetical \$20,000 house discussed above, instead of renting it for \$1,945 a year. Whereas a family in the 30-per-cent bracket saves \$488 a year through home ownership, in higher tax brackets the savings climb geometrically due to progressive taxation, and net home-ownership costs become smaller and smaller—only \$894 a year in the case of a taxpayer in the 90-per-cent bracket. His savings in this case: \$1,051.


Both of the charts above assume the following conditions, suggested by Alan Rabinowitz, vice president of the Fred F. French Management Co., owner-operators of both garden apartment and elevator-type rental properties in the New York area. All units were acquired with an initial equity investment of \$2,500, which was also the land value. All pay \$438 annually for interest, which is 5 per cent on an average \$8,750 balance on the original \$17,500 mortgage (50 per cent). All units pay \$350 a year, or 2 per cent, for mortgage amortization, and this is also the depreciation allowance on the rental units. Real estate taxes are assumed to be \$500 on the house, but \$550 on garden apartments, and \$600 on high-rise apartments, while operating expenses are assumed to be \$300 on the house, \$400 on the garden apartments, and \$500 on high-rise apartments. The home owner is charged with an imputed 6-per-cent return (\$150) on his initial \$2,500 equity, and rental unit owners are assumed to earn only \$250, or 10 per cent after taxes, on their initial investments of \$2,500 per unit, notwithstanding the fact that they also face the risk of vacancy losses from time to time.



PHOTOS: (BELOW) ROBERT SKELTON; (OTHERS) ERNEST BRAUN



Bright panels of ceramic veneer stand in bold relief against the concrete-walled, five-acre manufacturing plant (above). Air photo (left) also shows cross-shaped cafeteria and four arch-roofed education buildings flanking a central paved terrace. A five-story administration building is planned opposite the cafeteria.



Out on the West Coast, IBM is tempering the awesome world of electronics with art and human scale.


IBM's new industrial campus

For the past two years, International Business Machines Corporation, to match the advancing technology of its products, has been quietly establishing a new look for itself in everything from showrooms to trademarks (FORUM, February 1957). Now, with the completion of a complex of industrial facilities at San Jose, in Santa Clara County, California, it is apparent that along with advanced technology and smart design the electronic-age IBM industrial campus retains some old-fashioned amenities, and includes some exuberant, inexplicable art as well.

The art, consisting of sculpture like the 40 foot aluminum "Hydrogyro" by Sculptor Robert B. How-

ard (left), and bright-hued ceramic veneer murals, does yeoman service in making the spread-out plant a warm and pleasant place to work.

As the campus arrangement suggests, the San Jose plant (photo, extreme left) is more than a manufacturing center. Completed to date on the 210-acre ranchland site are separate building groups for research, product development, employee education, and manufacturing, all centered around a cafeteria and lounge building. Future development will include additional manufacturing and product development buildings and, at the center of the campus, a five-story administration building.





PHOTOS: (ABOVE & TOP OPP. P.) PIRKLE JONES; (OTHERS) ERNEST BRAUN

Aluminum reeds by Sculptor Keith Monroe move with the wind, generating a simultaneous rippling of the surface of the pool. Capping the glass-walled corridor of the education building is Painter Charles Mattox's ceramic mural.




Sun-filled cafeteria provides a pleasant spot for noontime relaxation. It now feeds 1,000 daily, will be big enough to serve the expanded future population of the campus.



White collar factory: manufacturing space, now used to assemble "Ramac," an electronic data storage unit used in accounting and computing systems, is "multiuse" space. It could be converted—or expanded—for production of any IBM product.

ARCHITECT: *John S. Bolles.*
LANDSCAPE ARCHITECT: *Douglas Baylis.* ENGINEERS: *Chin & Hensolt (structural), Eagleson Engineers, Keller & Gannon (mechanical), Lyle E. Patton (electrical).* GENERAL CONTRACTORS: *Carl Swenson, Inc., Haas & Haymie.*



Classroom buildings face the open country, are separated from each other by landscaped courts. The buildings are used as a West Coast center for sales and service training and for company-sponsored employee education program.

Entrance court of the research building contains a small fountain by Sculptor Gurdon Woods. Fourteen West Coast artists, coordinated by

Robert Holdeman (who designed the manufacturing building murals), were employed to soften and scale down the look of the vast group of buildings.

END



The percentage fee system, many architects claim, is not only outdated but unfair. What they want is a fee-setting method which will reflect actual design costs.

How much should architects be paid?

BY FRANK FOGARTY

No problem is older or more personal to U.S. architects than that of their fees. America has always tended to underpay its artists and, from the Jeffersonian days of Benjamin Henry Latrobe, architects have rarely known a time when they have not felt strapped and openly dissatisfied with what their clients paid them. The present generation is no exception, but in the last few years a new, and perhaps portentous, dimension has been added to the architect's usual discontent with his fees. Increasingly, the idea has spread that the trouble with architects' incomes is not just the client's tightness but the fee system itself, that venerable structure which for more than a century has made a percentage of construction cost the standard method of figuring an architect's hire.

Percentage fees, a vocal minority of architects now contend, are inequitable and they should be replaced with some system which would reflect actual design costs. What this system should be, how it could be made effective, and whether a change would really be wise is not yet clear. But it is evident that a sizable amount of sentiment for doing *something* has built up and that this is forcing the architectural profession to look more seriously at its fee structure than it has in years.

Consider, for a moment, this sampling of opinion:

▶ "The percentage fee system should be dropped. The fee should be based on the value of service

rendered without reference to the cost of the project."—Philip Will Jr., Perkins & Will.

▶ "The architect is a darned fool to take work on a per cent of construction cost. If he works longer and harder and reduces the cost of a building, he winds up a loser since his fee is less."—Hugh Stubbins, Hugh Stubbins & Associates, Inc.

▶ "The percentage fee system is ridiculous. It simply does not insure what supposedly is its purpose, namely that a fair share of the dollars spent by the client will stay in the architect's pocket."—Ralph Walker, Voorhees, Walker, Smith & Smith.

▶ "Our office has abandoned percentage fee contracts for private work. We do not believe that a fixed ratio exists between architectural costs and building costs or that one should strive for a definite relationship between the two."—Victor Gruen, Victor Gruen Associates.

▶ "The entire profession must strive to eliminate the present standard practice of establishing architectural fees on a percentage of resulting construction costs."—Chicago Chapter, The American Institute of Architects.

These opinions are, of course, highly unconventional. Most architects not only disagree that the percentage fee is all bad, but feel that any attempt to shove it aside is both unwarranted and plainly unrealistic. The percentage fee, they point out, has been formalized in more than 100 fee schedules compiled by the

various AIA chapters since the 1920's; perhaps most important, it has become thoroughly entrenched in the minds of both public and private clients as the way of doing business with an architect. Further, it has served the profession honorably and with a certain democracy, for under its covering umbrella all architects have been assumed to be equal and worthy of the same hire (this, of course, is also one of the criticisms of the system: that it has protected the inefficient).

But while it may be hard to envision a general rebellion against the percentage fee, it is impossible to dismiss the fact that one may erupt. Architectural fees are unquestionably too low for certain kinds of work. Architects today often get less than the 5- to 6-percent commission a real estate broker gets for merely selling a building. Yet the architect is expected to understand what a client wants in a structure; to take this idea, and, through art and engineering skill, give it form and substance in plans, elevations, sections, and details; to specify the nature and quality of every item going into the building; to help choose the contractor who will build it and to inspect the work as it goes along; and to do all this within the complicated framework of building codes, local ordinances, and government regulations. This is costly service, involving the salaries of many specialists. Present fees often cover these costs with only a modest amount left over for profit.

Consider the available figures on architects' net incomes. Of the individual practitioners who are members of the AIA, nearly half had annual net incomes of less than \$10,000 in 1950 and about 20 per cent earned less than \$6,000. Some architects, of course, command better-than-average fees for their work—Frank Lloyd Wright, for instance, who gets 10 per cent of construction cost for his jobs. But it is the rare architect who can count on netting more than \$50,000 a year before taxes.


Whether the percentage system is to blame for all this may be debatable, but there is no question that it is a contributory factor. Percentage fees, based on construction costs, do not reflect the architect's actual design costs, and lately these design and engineering expenses have moved up more quickly than building costs. The architect has felt a steadily tightening squeeze on his profits, and this is probably why so many have come to question the wisdom of percentage charges and to take a stand similar to that of Harry M. Prince, president of the New York State Association of Architects and an authority on fees. "The time has come," Prince says, "to take a hard look at the percentage fee and to see if instead of keeping it the standard method of charging, other alternatives might not be better."

The age of per cent

Just when the percentage fee first came into common use is clouded in history. But certainly it was firmly settled in England and on the continent long before it was imported to the U.S. toward the close of the eighteenth century. Benjamin Latrobe, who founded the architectural profession in the U.S., wrote in 1806 that "the custom of all Europe has decided that 5 per Cent [sic] on the cost of a building, with all expenses incurred, shall be the pay of the Architect." Latrobe thought this level far too low—it is no more, he said, than "is charged by a Merchant for the transaction of business, expedited often in a few minutes by . . . a Clerk." But he seemed to have had no quarrel with

the system itself, or at least not enough to buck it, for he and other early architects generally quoted their fees in per cent. (Rarely, of course, where they able to get anything even as good as the 5 per cent they complained about; Nathaniel Hawthorne cites one classic case of an architect who got only \$400 for designing a granite house that cost more than \$90,000).

By the time the AIA was set up in 1857, the percentage system was so thoroughly accepted that to fail to recognize it would have been almost as hard as denying the Gregorian calendar. Thus, in 1866, when the Institute printed its first proclamation on what it considered "proper" fees for the profession, it started with a statement that "for full



professional services, including supervision, [the fee is] 5 per cent upon the cost of the work." ("Full services" were not defined then, but later they were spelled out to include conferences with the client; preparation of preliminary studies, working drawings, and specifications, including structural and mechanical plans; large scale and full size detail drawings; and the general overseeing of construction—in short, all the

important design steps required to make a building a reality.) In 1915, the AIA approved, as an "alternate" method of charging, a fee-plus-cost arrangement (i.e., the client pays all direct expenses incurred by the architect in the work, plus a fee to cover overhead and profit). But until then the percentage fee, first at 5 per cent, later at a recommended 6 per cent, remained not only the accepted way of paying for design service, but the only way sanctioned by the profession.

Today, of course, the percentage fee has lost much of its exclusive status. But though the AIA at the national level has now dropped all mention of a recommended percentage fee (the move reflects both a respect for the anti-trust laws and the tendency of the local chapters to decide their own charges anyway), the percentage system is still referred to as the "standard" method in the AIA's *Handbook of Architectural Practice*. And it is still used on probably 75 to 80 per cent of all the design jobs handled by independent architects (the remainder would be divided mainly between lump-sum contracts and one or another of the many variants of cost-plus).

Free-style event

Just how the per-cent system works—what rates are recommended, what rates are actually charged—varies widely today. The AIA has 126 state and area chapters in the continental U.S., and of these more than 100 have some sort of schedule of minimum fees. To be sure, not all these schedules are different. Many chapters recommend exactly the same percentages for the various kinds of architectural work. Thus chapters in 14 states suggest a basic 6-per-cent fee for hospitals and churches; in eight states they propose 5 per cent for garages and warehouses, and in ten states 8 per cent for residences. The practice of the bigger chapters is to state these recommended fees on a sliding scale (i.e., an office building worth less than \$50,000 commands perhaps an 8-per-cent fee, while a larger one worth \$5 million brings only 4½ per cent, on the grounds that there is a

great deal more repetitive design involved in the drawings).

As the table on page 111 shows, minimum fees differ considerably from one region to another (and sometimes within the same state). Partly, this is due to differences in building costs, but it also reflects the degree of industrialization of a particular area, its regional income, and local custom. In Alabama, the minimum fee for a house is still 6 per cent, while in New Jersey and California it is 10 per cent. In heavily industrialized Pennsylvania, the minimum for a small factory is 9¼ per cent, but in South Dakota it is only 6.

What makes the fee structure so hazardous to assess is the fact that between the minimum recommended fee and the fee the architect actually collects there is often as great a difference as there is between the schedules of one region and another. One term for this is fee-cutting; another, more polite, is competition. However labeled, its primary causes are that many clients are basically bargain hunters, and that architectural costs do differ from office to office, depending on both overhead and the quality of design work.

Because there are always some architects who are willing or forced to let the next man educate the client to the size of a fair fee, minimum schedules have a tendency to lose reality and to become not minimums at all, but in effect maximums. In Detroit, for instance, one survey of AIA members showed that of 33 firms, only one was charging as much as the 7-per-cent fee recommended for school work, and 14 were doing schools for less than 6 per cent. This deviation did not apply across the board. On other types of work where there was presumably less client pressure, fees charged were much closer to the recommended levels. But of the 46 firms that answered the fee question, only one said it followed the minimum schedule throughout.

Just how little the AIA schedules of recommended fees can mean in practice shows clearly when one looks at what clients are willing to pay architects today:

*The federal government, judged by minimum fee standards, pays both well and poorly depending on which federal agency is involved. Good or bad, the fees are fixed, and as Chicago Architect Charles H. Dornbusch points out, "take it or leave it—you can't argue."**

Though most federal work is lump-sum (i.e., the architect agrees to a fixed dollar fee at the start), the fees paid are based on percentage-of-construction-cost schedules. In the case of the Public Housing Administration, the Department of the Interior, the Atomic Energy Commission, and the State Department, these schedules are generally in line with AIA recommendations. Some



have been worked out in consultation with the national AIA.

But the bulk of federal construction—possibly 75 per cent of the annual estimated total \$2.5 billion on which architects are employed—is handled by two agencies, the Defense Department and the General Services Administration. Here the situation is very different, indeed. Defense has never shown its fee curves to outsiders, but there is no question that the contracts its offices sign in the field frequently go below minimum fee levels, e.g., on Capehart military housing. (To get an over-all appraisal of military fees, the national AIA has recently asked all its members to report on any

* Until 1950 most federal construction agencies supplied their own architectural services. Since then, they have shifted to private architects on practically everything but maintenance, minor repairs, and alterations.

work they have done for Defense in the last few years.) GSA, which contracts for post offices, federal office buildings, and public health hospitals, relies on confidential "experience" tables, but it does say that it has a ceiling of 6 per cent and an "effective" floor of 3¼, not including supervision of construction. This puts it on the low side of most minimums, but not alarmingly so.

State and local governments seldom pay better than the AIA-recommended minimum fees, and frequently not so well. Of 40 states answering an AIA survey in 1956, 18 said they followed the local recommended minimums in paying architects, another 12 used their own schedules, and the remainder either paid flat fees based on percentages of cost or negotiated their contracts. (While eight states still maintain architectural bureaus to design public buildings, all of them have to farm out some work to private architects.) Just how tight-fisted some of these state schedules are has been shown by one analysis made in New York in 1956. Out of 24 projects which varied in size from a \$12 million hospital to a \$68,000 poultry house, the New York State Association of Architects found that the architects involved lost money on 11 of the jobs, even before counting in salaries for the firm's principals. (The fees in these cases ranged from 3 per cent to 6 per cent.)

At the municipal level, the pattern is more mixed, but not essentially different. Fees are frequently too small to return a profit to any but the low-overhead firms or those which make no attempt to turn out more than a routine, stock plan. (One particular problem, which also applies to state work: jobs often stretch out over two to three years during which time there may be sizable increases both in construction costs and design costs; yet the architect's fee frequently remains tied to the estimated cost of the building at the time his contract was let.) And even where fees tend to be adequate, as they generally are in schools, there is almost constant pressure to bring them down,

both at state and local levels.

"Schools are one area," says Los Angeles Architect Culver Heaton, "where people vote and can express themselves. The first thing a school board member will do, trying to make an impression on the voters, is to attack something he doesn't understand—the architect's fee." (Actually, architect's fees for designing schools have been shown to take less than $\frac{3}{4}$ of 1 per cent of the education appropriations of some states.)

Corporate and institutional clients generally pay architects well—at least minimum recommended fees, sometimes substantially more (for a prestige office building some big architectural firms charge 4 per cent which is good, indeed, considering construction costs may run upward of \$50 million). In the design of factories, laboratories, stores, and non-speculative office buildings, the architect probably has more room to negotiate a fee than in any other area of construction. This is a sector where cost-plus fees are fairly common, though usually they carry an upset price, i.e., a cost limit that cannot be exceeded. On the whole, institutional clients—hospitals, colleges, though not churches—tend to pay almost as well as the corporations.

Speculative builders, in New York for instance, pay fees of 1 to 3 per cent for office and apartment buildings. Most architects consider the low end of this scale so abysmally low, such an obvious invitation to hacking, that they make no attempt to get work on many of the cheap rental jobs. Somewhat the same is true of Title I urban renewal projects. Fees offered by the more speculative redevelopers, who unfortunately are in the majority, run from $1\frac{3}{4}$ per cent to a top of $2\frac{1}{2}$ per cent, and most firms, with a fairly high overhead and a minimum stock of plans in their drawers, just are not interested.

Home-building clients fall into two distinct classes: 1) the mass developers who, if they hire architects at all, tend to price them down as

continued on page 174

What U. S. architects consider proper fees

Figures for each state are the highest fee for a \$50,000 building and the lowest fee for a \$100,000 building recommended in minimum fee schedules of AIA chapters.

| | Hotels, Office Bldgs, Apartments, Factories | Hospitals, Labs, Churches | Residences | Schools | Stores | Ware- houses, Garages |
|----------------------|--|---------------------------------|------------|---------|--------|-----------------------------|
| Alabama | 6% | 7% | 6% | 6% | 6% | 5% |
| Arizona | 6 | 6 | 9 | 6 | 6 | 6 |
| Arkansas (a) | 6 | 6 | 8 | 6 | 6 | 6 |
| California | 7 | 8 | 10 | 8 | 7 | 6 |
| Colorado | 6½-6 | 7½-7 | 9½-9 | 6½-6 | 6½-6 | 6¼-5 |
| Connecticut | 7-6 | 8-7 | 10-9 | 8-7 | 8-7 | 6-5 |
| Delaware | no fee schedule | | | | | |
| District of Columbia | 7¼-6 | 8¼-7 | 10-8¾ | 7¼-6 | 7¼-6 | 6½-4½ |
| Florida (a) | 6-4½ | 7-6 | 8-6 | 7-6 | 6-4½ | 6-4½ |
| Georgia (a) | 7-6½ | 8-7½ | 8-7½ | 7-6 | 7-6 | 6-5½ |
| Idaho | 6 | 6 | 8 | 6 | 6 | 6 |
| Illinois (a, b, c) | 15-5 | 10-6 | 15-8 | 8-6 | 10-5 | 10-6 |
| Indiana | 6-5½ | 6¾-6 | 8 | 6-5½ | 6-5½ | 5-4 |
| Iowa | no fee schedule | | | | | |
| Kansas (a, d) | 6 | 6 | 6 | 6 | 6 | 5 |
| Kentucky (a, c) | 6 | 6 | 6 | 6 | 6 | 6 |
| Louisiana (a, d) | 6 | 8-6 | 10-6 | 6 | 6 | 6 |
| Maine | 6-5 | 6 | 8 | 6 | 6 | 5 |
| Maryland (c) | 8-5½ | 9½-6 | 7-5½ | 7-5½ | 7-5½ | 5-3½ |
| Massachusetts (a) | 8½-7½ | 10-9 | 10-9 | 8½-7½ | 8½-7½ | 7-6 |
| Michigan (a, c, d) | 8-5 | 9-6¾ | 10 | 8-5¾ | 8-6 | 7-4¾ |
| Minnesota (a) | 6½-5½ | 7-6 | 8 | 7-6 | 6-5½ | 5½-4½ |
| Mississippi | 6 | 6 | 8 | 6 | 6 | 5 |
| Missouri (a) | 7-6 | 8-6½ | 8-6½ | 7-6 | 7-6 | 6-5 |
| Montana | 7½-4½ | 8-5 | 8-5 | 7½-4½ | 7½-4½ | 6½-3½ |
| Nebraska (c) | 6-5 | 6-5 | 7-6 | 6-5 | 6-5 | 6-5 |
| Nevada | 6 | 6 | 6 | 6 | 6 | 6 |
| New Hampshire | 6 | 6 | 8 | 6 | 6 | 5 |
| New Jersey | 7 | 8 | 10 | 7 | 7 | 6 |
| New Mexico | 6 | 6 | 6-8 | 6 | 6 | 6 |
| New York (a, d) | 8-4½ | 12-5 | 12-6½ | 8-5 | 8½-4½ | 7-4 |
| North Carolina | 6½-5 | 6½-5 | 15-7 | 6-5 | 6½-5½ | 5½-4½ |
| North Dakota | no fee schedule | | | | | |
| Ohio | 7-6 | 8-6 | 8 | 7-6 | 7-6 | 6-5 |
| Oklahoma | 6½ | 7 | 8 | 6½ | 6½ | 6 |
| Oregon | 7-6 | 8-7 | 10 | 7½-6½ | 7-6 | 6-5½ |
| Pennsylvania (a) | 9¼-5¼ | 9¼-5¼ | 9¼-5¼ | 9¼-5¼ | 9¼-5¼ | 7¼-4½ |
| Rhode Island | 7½-6 | 7½-7 | 9½-9 | 6½-6 | 6½-6 | 5½-5 |
| South Carolina | 6-5½ | 6-5½ | 6 | 6-5½ | 6-5½ | 5-4½ |
| South Dakota | 6-5 | 6-5 | 8-7 | 6-5 | 6-5 | 5-4 |
| Tennessee | 8-5½ | 8½-6 | 8 | 6-4 | 8-4 | 6-4 |
| Texas (a) | 7-6 | 7-6 | 10-8 | 6 | 7-6 | 6 |
| Utah | 6 | 6 | 10-6 | 6 | 6 | 6 |
| Vermont | 7½-6 | 7½-7 | 8 | 6 | 7½-7 | 5½-5 |
| Virginia | 6 | 7 | 10-8 | 6 | 6 | 5 |
| Washington (a) | 7-6 | 8-6 | 10-8 | 7-6 | 7-6 | 6 |
| West Virginia | 6 | 6 | 7 | 6 | 6 | 5 |
| Wisconsin | 6 | 7 | 8 | 6 | 6 | 5 |
| Wyoming | 6 | 6 | 15-7 | 6 | 6 | 6 |


(a) Range includes schedules of more than one AIA chapter.

(b) Does not include Chicago Chapter which now has no percentage schedule.

(c) Some chapters in state in process of revising schedules.

(d) Fee schedule starts with buildings costing \$100,000 or more.

Minimum architects' fees suggested by AIA chapters vary considerably from state to state, but they still reflect the influence of the 6 per cent average fee which was the national standard for years. Some chapter schedules cover buildings costing as much as \$20 million (e.g., Pennsylvania) and as little as \$15,000, but in no case do chapters propose maximum fees. Common practice in schedules is to break down all types of buildings into four categories of complexity and apply, say, a 5-per-cent fee scale to the simplest group (garages, nonfireproof buildings) and, perhaps, a 10-per-cent level to the most difficult (a civic center, for instance, which might demand unusual design skill).



Is man being boxed in by machine-made architecture?

Modern humanists think he is; this article, fourth in a series, tells what the humanist architects propose to do about it.

MODERN ARCHITECTURE IV

Architecture and the individual

BY PETER BLAKE

Most opponents and supporters of modern architecture will agree on at least one point: modern buildings tend to reflect, inside and out, the mechanization of building. The opponents think this is unfortunate; they would prefer to see less emphasis on "engineering" and more on what they might call "art." They often ask: "Why should all buildings look like factories?" Many supporters of modern architecture think, of course, that the new technology (curtain walls, exposed metal extrusions, etc.) looks just fine—and that it will produce as great an art form as any wood- or stone-building era of the past (if, indeed, it has not done so already).

Somewhere between these two extremes stands a rather special group of modernists—the "humanists." The humanists have nothing against the new technology (just so long as it does not make a spectacle of itself). They have nothing against the basic premises of modern architecture—as a matter of fact, they can make a pretty good case for having established many of them in the first place. Their point is, simply, that most buildings are put up for use by human beings and that this plain fact should be reflected in the way all buildings look.

One way this might be achieved was suggested more than a hundred years ago by Thoreau: "The great number of windows, and their irregularity in size and position, here and elsewhere on Cape Cod, struck us agreeably," he wrote. It was, he continued, "as if each


of the various occupants . . . had punched a hole where his necessities required it, and according to his size and stature, without regard to outside effect. There were windows for the grown folks, and windows for the children . . . a certain man had a large hole cut in his barn door for the cat, and another smaller one for the kitten . . ."

At first glance, this sounds a little like the functionalist doctrine discussed in an earlier article in this FORUM series. And, to some degree, it is. But unlike the functionalists, who tended to make a *system* of design out of articulated plans and articulated structural forms, the humanists have shied away from intellectual systems altogether. In their place, they put a kind of intuitive, casual, occasionally makeshift attitude to building which has about it a curiously attractive and human quality. Where the functionalists operate under a strict, rational discipline, the humanists tend to adjust themselves flexibly to changing situations. They believe that man cannot live by logic alone—and would feel most uncomfortable if he tried.



To explain what they mean, the humanists often point to the beauty of indigenous, vernacular architecture in many places and many centuries. Like Thoreau, they point to the simple Cape Cod salt box, the Pennsylvania-Dutch barns, the cornercribs and the grain storage bins and the meetinghouses—all the many buildings put up in the past as simple answers to simple needs,

Traditional Iowa barn (left) is a picturesque jumble of intersecting roofs, put together quite naïvely by some anonymous builder. John Yeon's Oregon house (right) is a play with very similar forms—but chosen and composed with the greatest care and discrimination.

PHOTOS: (BELOW) ROGER STURTEVANT; (OPP. P.) ANDREAS FEININGER—LIFE



Both Harry Weese's house in Illinois (right) and Alvar Aalto's dormitories for MIT (below) are unmistakably modern; yet both have traditional and humanist touches—e.g., natural materials, irregular fenestration and, at MIT, nongeometric forms.



PHOTOS: © EZRA STOLLER

and found to work very well by any standards. These buildings, the humanists will cheerfully admit, are not Great Architecture in the traditional academic sense. But, they insist, these are the buildings of democracy—"the buildings of the people." The men who built them were not trained to plan ahead logically, or to meet certain esthetic standards; they just built what they needed, and added to it if and when they had to. So some of these "vernacular" buildings are full of intensely human and delightful little "accidents"—an unforeseen lean-to here, an odd little window there stuck, off center, into a blank stone wall, a picturesque twist in the roof or a kink in the plan. These "accidents" in vernacular building were never premeditated, of course—all they represent is improvisation on the spot to solve some problem arising from human use.

No humanist claims that all vernacular architecture is a gold mine of such details and forms; plenty of it is

unimaginative, pretentious, or simply shoddy. (Much of today's vernacular architecture in America, it would seem, is slapped together with corrugated tin and brick-patterned asphalt paper.) But some of it, in the past and in every country of the world, has had a lasting value—at least to those architects who possess that most important organ of the true artist, the selective eye.

For the important difference between a humanist architect such as Finland's Alvar Aalto and, say, the builder of a salt box, is that Aalto, like great artists everywhere, possesses a highly trained, highly sensitive eye, whereas the Cape Cod carpenter possessed mostly luck. Aalto and his opposites in every country are anything but naïve. The casual look of their buildings, the picturesque "accidents" in detail and over-all form, are shrewdly calculated effects—as shrewdly calculated as any detail found in precision-architecture.

The selective eye at work

What have the selectors selected? Some of them, as suggested above, have stuck to vernacular sources—especially the sources close to home. In New England, those sources are the old clapboard and shingle houses with their puritan simplicity; in Pennsylvania, they are the vigorous stone and oak barns that continue to defy the ravages of time, weather and hexes; in the Scandinavian countries, there are similar sources in local, vernacular wood building; and in Latin countries there are the mud and stucco houses, the tile grilles for sun control, the walled-in patios for outdoor living in privacy.

So the first source of humanism has generally been the architecture of the region. But the world, as just about everyone has said, is shrinking; and so the humanists have also gone to a second set of sources, many of them far beyond the narrow confines of their own region or country. The humanists on America's West Coast, for example, drew upon Japanese building as well as Swiss architecture; and the teahouse and the chalet became a new kind of California bungalow in the hands of the Greene Brothers, who helped start the "California Style" around the turn of the century. It happens that this bungalow made a great deal of sense in terms of California's varied climate; indeed, all humanist architecture "makes sense" in practical terms. But the sources were far removed from the West Coast; only the local redwood tree, with its extraordinary abilities of self-preservation, produced a truly local or regional resource.

The "California Style" is the best developed humanist expression in the U.S. Ernest Kump's school (top) and Pietro Belluschi's house in the Northwest (below) demonstrate the special care and talent with which humanists handle the siting of their buildings.



ROGER STURTEVANT

This brings up a third resource of humanist architecture: the resource of natural materials, naturally finished (or left unfinished altogether). This is again, in part, a practical development; men like Aalto, who know a great deal about wood in building, were sure that many woods should be left unfinished. But there is a philosophical reason, too, for the humanists' love for natural materials: it is that they feel that technology should not be allowed to come between man and his natural habitat except where absolutely necessary.

The sources of humanism, in short, are varied in nature and varied in national origin. They were rich in inspiration. Just as the machine and *its* forms produced a complete, functionalist vocabulary that had little to do with the objects that first inspired it, so the forms of vernacular building—both regional and worldwide—and the materials found in nature inspired the humanists.

And as in functionalism, the original inspiration was soon adapted to entirely different building types. For example, the basic composition of a beautiful Mennonite barn in Pennsylvania—stone piers, sometimes stone end walls, cantilevered upper floors framed in oak—might reappear in a "humanist" house or school; the handsomely tapered form of a wooden corner crib or a windmill might reappear in a "humanist" country church; and the rounded stucco forms of fishermen's houses on an Island of the Aegean Sea might reappear in Le Corbusier's chapel at Ronchamp. (Le Corbusier's work, in its most recent manifestations, is as much influenced by humanist sources as his early work was influenced by the machine.)

So the original inspiration from a source and the final application to a specific building seem to be quite unrelated in any logical way. The essential link is the imaginative architect. Alvar Aalto, in one of his rare speeches, has said that "one could compare architecture to the full-grown salmon. It is not born full grown, it is not even born in the sea where it swims, but far off, where the rivers narrow and divide into tributaries and mountain streams. . . . It is like the first stimuli of architecture which arise . . . far from practicality . . . for example, I have found that a little playful experiment in forms that I once carried out and that was apparently trivial, gave me—ten or more years later—the key to a series of shapes that were architecturally practical."

This is the long and devious route from source to finished building. It has no short cuts. But neither is



DELANO STUDIOS


it quite as planless as Aalto may have made it seem. For the humanists, in their seemingly disorganized way, have evolved systems of their own as well. These systems are perhaps more subtle than those of the more logical disciplines, for to the outsider they seem to be quite unsystematic. Nonetheless, they *are* systems of design of a fascinating sort.

With makeshift forethought

However casual, however "accidental" a humanist building may look in part or whole, the chances are that it was designed with the most calculated premeditation.

The humanist argument runs about like this: People are completely unpredictable, and what they will do with their buildings is unpredictable also. The objective of humanist architecture must therefore be to make provision for the vagaries of human occupancy. But unlike simplifiers like Mies van der Rohe (who, as FORUM pointed out last month, tries to provide for such unpredictability by creating large, universal, and flexible spaces), the humanists believe in providing a certain amount of picturesque, built-in chaos, to help absorb future growth—both wild and tame. Vernon DeMars, one of the architects of the colorful Easter Hill housing development outside San Francisco (and, incidentally, a man who was once a "simplifier" himself), has said: "Here at Easter Hill we attempted to introduce a certain kind of chaos from the very beginning so that almost anything that people would do from then on couldn't hurt it any further." He and other humanists feel that some modern architecture is just too orderly in appearance—that people just do not live that way except, perhaps, on Sundays in Philadelphia; so that each little bit of human self-expression—a flower box, or laundry on a pole, or a striped awning—clashes vio-

"Built-in chaos" at Easter Hill, near San Francisco (top) and at Harlow, in England (below), invites imaginative self-expression instead of rejecting it as some formal architecture does. Humanists think this approach permits much more flexible use.



ROGER STURTEVANT

lently and disastrously with the architect's carefully composed intent. By building-in chaos (or, at least, informality) the humanists try to create an over-all effect of picturesque clutter that can absorb more of the same in the years to come.

But the humanists do not feel they are just bowing to the inevitable by making their architecture informal. They feel strongly that the middle-class democracy born in the nineteenth century must create an architecture quite different in spirit from that of previous, aristocratic societies.

To the humanists, architecture in a democracy should communicate with *every* man. They see little point in monuments and tend to feel that monuments should be replaced by community centers. They see no true validity in architecture for the sake of architecture—or in architecture as man's way of trying to be Godlike; to them, architecture is for the real life on earth, with real problems and real people trying to solve those problems.

Because the humanists have drawn so heavily upon vernacular building, the best examples of modern, humanist architecture tend to be small in scale. They are found in houses, garden apartments, community facilities like schools and churches. Yet one of the most urgent problems of our times seems to be the mass production of large, industrialized, horizontal and vertical slabs—assembly-line factories and tall office and apartment towers. What is the humanist solution for these?

Humanism and mass production

The answer, at present, is that the humanists do not have a solution which fits *today's* mass-production methods. Their first reaction to the mammoth building is that they wish it would go away. But since, apparently, it will not, the humanists have been forced to go to other disciplines in designing their office towers and factories. Still, there are some indications that a humanist solution for the big building—the big, industrialized building—is not far off.

Aalto tells the story of a visiting Indian architect who asked him: "Mr. Aalto, what is the module of this office?" And the answer, Aalto recalls, was: "One millimeter or less."

Now, this is a charming story, but it would make most of today's builders shudder. To the man dedicated to the proposition of modular building *with identical units*, Aalto's answer is at best an evasion of the issues.



JOHN MCCANN

The only way toward more efficient building, surely, is the mass production of building components. If our "catalogue-technology" is any indication, then the buildings of the future, in every country, will be standardized, modular, mass produced and—within a narrow range—uniform. This, in turn, makes the humanists blanch. As Architect Robert Woods Kennedy put it a few years ago, the humanists "are apt to be common-sensical, antirule, antistyle, antidogmatic, careless of techniques." (Kennedy, by and large, is on their side.) The mass producer of buildings will seriously question whether anybody who is to solve our gigantic building problems can truly be called "common-sensical" and also "careless of techniques."

Yet it is here, precisely, that the humanists may make a major contribution in the near future.

It is as obvious to them as it is to their critics that something will have to give in this stalemate between technology and the individual. The humanists believe that *technology* will have to give—that modular geometry may be fine for the machine, but that the end of architecture is the sheltering of human beings, not the satisfaction of some drill press. Hence, the humanists say, the machine will have to adjust to man, not man to the machine.

As a matter of fact, they say, the machine is not nearly so mechanistic as its apostles would like to have us believe. There is a real kind of "machine-craft," the humanists believe, and they point to two aspects of machine production sometimes overlooked: first, the fact that machines are not infallible and often turn out a great many "imperfect" products. (Some of the tinted glass in Manhattan's new Seagram Building, for example, had to be rejected because the color was a few shades off; a humanist architect, of course, would have

Village chapel on Cape Cod (see also page 134) was designed by Finnish-born Architect Olav Hammarstrom. Its form recalls both Scandinavian and American vernacular buildings (e.g., windmills). Its natural wood finish is in the Cape tradition. In scale and composition, this is an excellent example of modern humanism.

been delighted with such variation.) And, secondly, the humanists point out that many machines can now be controlled easily so that their output can be varied in color, finish, even shape and size.


In short, it may soon be possible to build-in variety by efficient, mass-production means rather than rely upon unpredictable man to provide such variety through his use of the building. FORUM touched upon the problem 1½ years ago in "The Machine-made Parthenon"; it was pointed out then that the beauty of the Parthenon depended very largely upon its subtle, dimensional variations, and that when the insensitive Romans tried to copy the Parthenon, they missed that point and turned out some remarkably dull imitations. It might well be possible, FORUM suggested, to create a kind of "varied module" that would take the curse off today's monotonous one-one-one patterns along city streets and country highways.

Few humanists have yet had a chance to experiment with these possibilities. Instead, oddly enough, members of some of the other schools of modern architecture have been the first to try to "humanize" the big building by using the humanists' approach. Both Le Corbusier and Gropius—whose work is generally associated with "functionalism"—have built-in color and texture "accidents" in recent tall structures, and Le Corbusier's High Court Building at Chandigarh violates the one-one-one module in most respects. Marcel Breuer has long used humanist touches to soften the machine-geometry of his buildings: at UNESCO, in Paris, the curved façades with different kinds of sun-control devices depending upon the orientation seem to be another attempt at breaking down the one-one-one rhythm.

These, however, are just the first beginnings of a new humanism in large, industrialized structures. More is sure to come—and there are sure to be setbacks also; for, unquestionably, it will continue to be easier for a while to build by rote rather than by discriminating choice.

Meanwhile, the humanists have reasserted an ideal which has dominated discussion in every other field of human endeavor in this century: in the arts, in most sciences, in politics. That ideal of individual expression and individual freedom in an age perhaps excessively intrigued by the one-one-one pattern of conformity was worth raising in architecture also. Regardless of the impact their case will have, it is to the great credit of the humanists that they are making that case in our day.

END



JOSEPH W. MOLITOR

West Pointer Otto Nelson is not only New York Life's influential vice president for building; he is also a highly skilled—and successful—strategist in the battle for urban renewal.

Building's two-star general

BY RUSSELL BOURNE

Last month the Defense Department announced with appropriate fanfare that a certain General Nelson of New York would become special assistant to Secretary McElroy to speed the Eisenhower-inspired reorganization of the Pentagon. Remarked Nelson: "Lord only knows how soon I'll get the perfumed dagger and hatchet treatment." Some weeks earlier word had gone out that the same General Nelson was supervising construction of the \$75 million Lincoln Center for the Performing Arts on Manhattan's West Side. Nelson said at the time: "A man from the Center came to ask my advice on personnel; I talked to him . . . that's where I made my mistake!" And, shortly before that, news had come from the New York Life Insurance Co. that the final building phase at Lake Meadows, its huge housing development on Chicago's slum-ridden South Side, was beginning—bossed by New York Life Vice President, Major General Otto Nelson. A year of challenges was under way for a remarkably modest, humorous West Pointer ('24) who was fully capable of organizing all this into a workable schedule without losing either his modesty or his sense of humor.

New York Life's interest in housing after the war was not an isolated phenomenon; the amount of money invested in real estate by the big four of the life insurance business—Equitable, Metropolitan, New York Life, and Prudential—has almost quadrupled within the past ten years to a 1957 total of \$1.4 billion. As FORUM pointed out in 1955 when

the housing boom was on: "Seldom have the few had so much power to influence the shape of America's architecture."

General Nelson, who exercises his share of that power with great discretion, begins his day in a rather unusual way: he rises at 6 A.M. to feed his herd of 70 Aberdeen Angus cattle at his farm on R.F.D. 2, outside Princeton, New Jersey. Then, after breakfast with his wife, Mildred, he drives the 5 miles to Princeton Junction station, is in his Manhattan office by nine. As he sits behind his broad, rather cluttered desk and beside a table stacked dangerously high with current folders, he looks like a short, jovial version of the American Indian on the nickel—ruddy, with a high forehead, large nose, wrinkles at the eyes.

Born in Omaha in 1902, he was raised in a home that was Lutheran, Swedish, industrious. And he has never abandoned a certain Midwest broadness of speech. But since leaving the Nebraska plains and West Point, he has logged in a good deal of learning, including an M.A. in economics from Columbia and a Ph.D. in political economy from Harvard. Before the war ended, Nelson's outstanding record (major to major general in three years) and extracurricular honors brought him to the attention of George L. Harrison, who was on temporary leave from the presidency of New York Life to be special assistant to the late Henry Stimson, then Secretary of War. Nelson packed away his two stars and reported to New York Life

in March 1946 as Assistant Secretary.

One year after joining New York Life, Vice President Otto Nelson became a very real and powerful force in the building industry as custodian of his company's impressive reservoir of housing dollars. Walking about the sites with the posture of a hurried pigeon, delegating authority with the confidence of a man who knows he can trust other men, Nelson soon proved his worth by his limitless energy and a nice eye for housekeeping detail. ("But I'm not a nit-picker!") At the same time he was building up a staff that was both individually expert and adjusted as a group to the General's headlong approach.

He also revealed himself to be surprisingly sensitive in reconciling the interests of his company with the difficult desires of some of the company's 20,000 tenants.

Boss of Lake Meadows

There have, indeed, been many unusual difficulties at New York Life's most recent project, Lake Meadows.

Ferd Kramer, Chicago consultant to the Housing Department of New York Life, confessed in 1953: "If New York Life had known in 1948 what they know today, Chicago wouldn't have had a chance to get that project." Although Nelson's and the company's experience in housing had been extensive by then, they were not at all prepared for the political and cultural hornet's nest that they were treading on. Their previous developments had



broken up no neighborhood patterns—Fresh Meadows (1949) had been built on a Long Island golf course; Manhattan House (1951) had taken over the site of an abandoned car barn. At Lake Meadows, immediately after contract signing, the defenders of the depressed, predominantly Negro neighborhood—aldermen, clergymen, small businessmen—rose up against New York Life in full fury. And to anyone with an ear as honest as Nelson's, it was clear that some justice lay on their side of the argument. To make matters even more difficult, construction costs were rising precipitously.

At this point the company was, however, committed, and it was Nelson's job to make the best of a sticky situation. His role as representative of the owner was subtly different from the part commonly played by a developer. Whereas the developer is his own front office, the weight of five million policy owners rests on Nelson's shoulders. For New York Life housing is as much a search for a tangible symbol of public service as it is a dollar in-

vestment. To build an unhappy neighborhood would be unwise economically, but it would be disastrous in terms of policy-owner relations.

Skidmore, Owings & Merrill Partner Fred Kraft describes the Nelson of those days as a "real stem-winder. He'd come out here from New York, usually attend two or three rough budget sessions in the morning, tour the site, spend time with us, and then check in with the mayor and all the agencies. Somehow he'd be able to squeeze in a luncheon speech to a neighborhood group too."

Although the project is not entirely built and it is too early to judge the results, it appears that a bold experiment in racial integration is working out; rumors that the arrangement is acceptable and even attractive to an increasing number of white tenants are spreading fast in race-tense Chicago. New York Life bought the land for Lake Meadows and built the project for a total investment of more than \$20 million. The 2,000 apartments are renting well at an average \$30 per

room, giving the company an annual gross of about 6 per cent (one third of which is paid out for amortization).

The 4-per-cent net yield from this investment is about what New York Life hoped to make from its excursion into housing. Yield from all of the company's investments averaged out at about 3.6 per cent before taxes in 1957. But most of the company's other assets are in "silent investments" that not only entail less financial risk but also do not put the name of New York Life in jeopardy. "Housing is a gamble for us," Vice President Nelson affirms. "We don't quite know yet whether it's a gamble we've won or lost."

Wrestling at Lincoln Center

One day in November of 1956 when some of the organizational problems at Lake Meadows were beginning to seem soluble, Nelson was asked to give a bit of his attention to a project that had caught the interest of New York Life's board chairman, Devereux Josephs. It was the Lincoln Center for the Performing Arts, then a vague but nonetheless compelling idea of John D. Rockefeller 3rd, Josephs, and other farsighted citizens to give New York and the nation a focus for its growing culture-consciousness. The trouble was that details kept getting in the way (such as whether federal authorities would allow Lincoln Center as an urban renewal project). "The housing department and I began to get in-

continued on page 190

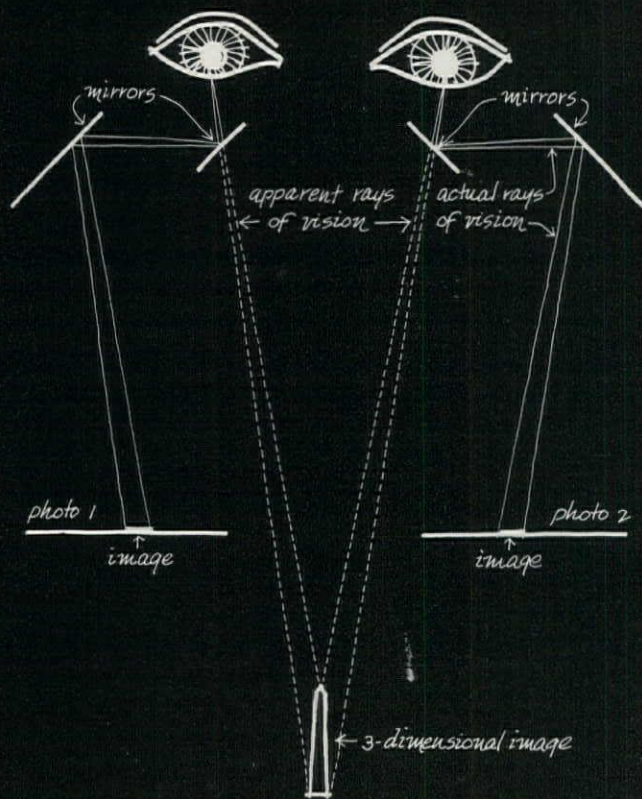
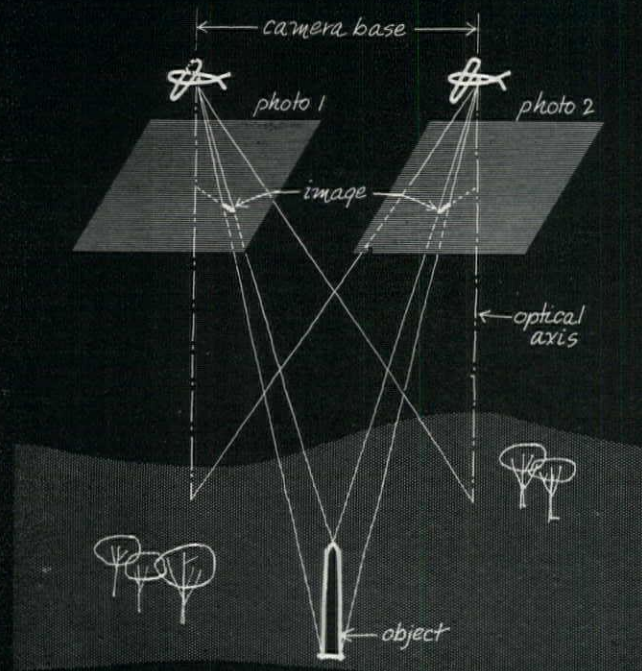
Technology

The science of photogrammetry is fast becoming an important tool for city planning, site selection—and architectural research.


Mapping and

The extraordinary fact about photogrammetry—the measurement and analysis of depth, angles, planes, and other features in three-dimensional photography—is the attention it is getting today. It is rapidly becoming a key tool in city planning, perhaps the most dramatic use of it in this century being the planning of a new capital city for Brazil, now rising on a wilderness site selected by photogrammetric analysis. It is being used even more widely today in pin-pointing and analyzing smaller sites, for everything from highways to shopping centers. In architecture, surprisingly enough, photogrammetry is developing as a new research tool for studying buildings, not only in their historical aspects but also in their structural behavior, a tool that someday may have important influences on new structural designs.

Basically, all this dates from 1832 and the invention by Sir Charles Wheatstone, the famous British physicist, of the stereopticon, which became a fond fixture in Victorian parlors. The essential principle of the stereopticon was the taking of two photographs of an object from slightly different angles to simulate the double vision of human eyes. When this double photograph was placed in a viewer that separated the images, one to each eye, the eyes blended the pictures into one to create



AERIAL PHOTOGRAMMETRY begins with a pair of photographs of a land object (top). In stereo viewer (center), an operator sees the object in three dimensions and is able to determine its relative elevation, which is transmitted to a plotting machine (bottom) which plots contour lines on a topographic map (opposite page). Analysis of this area, near Boston's Charles River, indicated that, because of closeness of bedrock, it could be developed for industrial use, despite its inhospitable, marshy appearance, which had discouraged the region's development for years.





Photoanalysis prompted development of this long-neglected area of Boston.

measuring in 3-D

BY DAVID ALLISON

the illusion of depth or a third dimension. Later in the century, a French army officer named Aimé Laussedat took stereoscopic photos of Paris from a balloon and made maps from his glass-plate exposures, the first recorded application of stereoscopy to aerial photography, a technique that was to grow in World War II into a huge and precise instrument for aerial reconnaissance.

The essential principle of today's aerial work, as of the early Victorian studies, is the double photograph from slightly different angles, which contains more than an illusion. The flat photographs contain essentially all the dimensions in depth and proportion of the object photographed, whether it be a city, a house, or a grain of sand. When the photographs are placed in an illuminated viewer, similar to the old-fashioned stereopticon, a skilled operator can detect differences in elevation from one point to another. By coupling a plotting device to the viewer, the operator can reproduce a contour map of the object. Looking through the viewer, the operator sees the object in three dimensions; he also sees a round speck, called a depth dot, which he can move by means of dial controls. His function is to place the dot precisely on a point on the three-dimensional object, as though he were suspending a ball on

a long string from some fixed point in the sky. With proper skill, he can so place the dot that it is neither beneath the surface nor hovering somewhere over it. And by observing the exact position of the dot he can determine the relative elevation of the point it is placed upon. Following this procedure with a long series of points on the photographs, the operator uses his visual ability and his plotting machine to reproduce the photographs in the form of a topographical map.

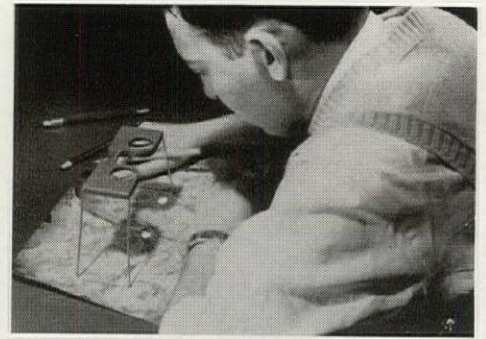

Three developments have transformed stereoscopy from a parlor pastime and later a movie-house stunt to a serious science with countless applications. One was the development of plotting machines, which can now make precise measurements of the photographic images—from which photogrammetry gets its name. The second was the development of the art of photoanalysis: looking at a three-dimensional image and being able to tell the nature of the terrain, i.e., whether it is rock, sand, or clay, the depth from surface to bedrock; this phase of development has largely been the responsibility of geologists. The third development has been the application of the electronic computer to stereoscopy, enabling the most comprehensive analysis of the abundant information provided by the camera. Together, these tech-

niques of measurement and data interpretation are largely responsible for the fact that, whereas nearly all states ten years ago laid out their highways by ground survey and manual computation, today almost all use photogrammetry to some degree and at least a dozen use it as a major tool in highway planning and design.

City planning from the air

In the past ten years, some 50 cities and towns in the U.S. have used photogrammetry and photoanalysis in laying out their development plans. With photogrammetry, the planners can determine the geometry of the land, which is first recorded by a special precision camera which makes overlapping photographs of the terrain. From these photographs, with the aid of a viewer and a plotting machine, a contour map is produced, indicating simply the topography of the area. In addition, the community will probably require geological information as determined by photoanalysis. The findings are plotted on the contour map, indicating drainage patterns and general ground conditions. With this information, the area can be zoned properly so as to prohibit housing development, for example, in areas which could cause contamination of the city's water supply. The same

How Brazil found a new capital



WILDERNESS INTO CITY: Brazil is the first nation in history to select a new capital site for sound economic and scientific reasons, as well as for climate and beauty. To the untrained eye, the Brasilia site (left) looks no different from scores of others in the vast, 20,000-square-mile area. But with aerial photogrammetry and photoanalysis, engineers and geologists of Donald J. Belcher & Associates could examine and chart (above and right) land configurations, types of soils, depths to bedrock, water potential, feasibility of transport links, and other factors (below), then recommend likely sites. Model of new capital (far right) is on display at Cornell University, where Belcher teaches photoanalysis. City itself is now in construction, some 500 miles northwest of old capital, Rio de Janeiro.

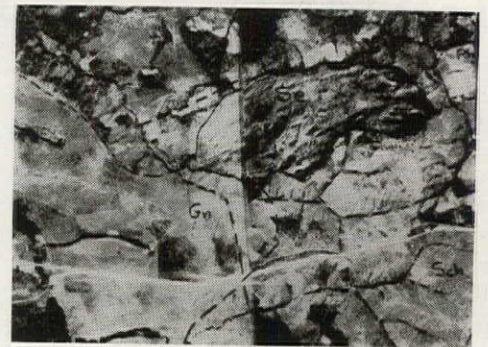
information could be obtained, of course, by means of conventional ground survey and analysis. But the photogrammetric techniques are usually less costly. See "The cost of photomapping," page 125.

In the U.S., probably the most notable example of photogrammetric techniques applied to community site planning is the Air Force Academy site in Colorado. Engineers Alster & Associates, Washington, D.C., examined a mountainous area of 35,000 acres by photogrammetric analysis before the present 17,500-acre site was finally selected. The analysis also provided technical data for construction, including utilities placement, road building, etc. And Architects Skidmore, Owings & Merrill used this information in planning building placement and orientation. By contrast, the giant new capital city project, in Brazil, which was handled by Photoanalyst Donald J. Belcher, of Ithaca, N.Y., required a survey of 20,000 square miles—12.8 million acres—from which an 80-square-mile site was selected. A comprehensive land survey of this tremendous area—one-half the size of Ohio—would have taken years, and probably would have cost several million dollars. With aerial photography, it was done for \$600,000 in a period of ten months, including time for topographical map making and pho-

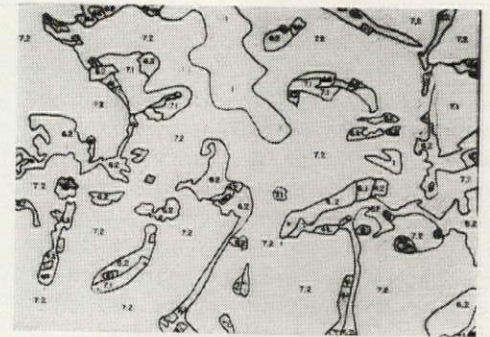
toanalysis, details of which are shown in the photos above and to the right.

Highways by camera and computer

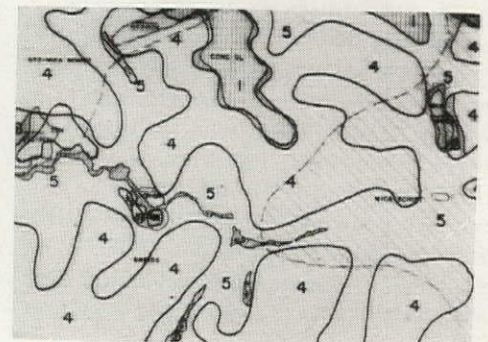
Photogrammetry is a tremendous aid in highway planning. When used with an electronic computer, photogrammetric measurements of terrain can suggest the most economical path for a new roadway, based on such factors as the amount of earth moving which will be required. During the current \$100 billion federal and state highway building program, it is estimated that \$200 million will be spent on photogrammetry for highway studies alone. The estimate, by Professor C. L. Miller, director of MIT's Photogrammetry Laboratory, prompts his further forecast that an "automation system" will be developed which will enable far more efficient planning for future highways. In conventional practice, he says, we eventually arrive at a satisfactory route between two points, "but we do not necessarily arrive at the *best* route." Miller believes that in the next decade there will be considerable activity in integrating map making and electronic computing. "Photogrammetry," Miller says, "is the most efficient system for terrain data procurement, and the computer is essential for the reduction of large amounts of




Air photo of portion of site.




Map overlay indicates land use.



Second overlay shows types of soils.



PHOTOS: CORNELL PHOTO SCIENCE STUDIOS



data. But the two must be integrated for maximum efficiency."

At MIT, Miller and members of the Department of Civil and Sanitary Engineering are developing such a system, called the digital terrain model. Information from aerial photos—elevation of hills, depths of valleys—is converted into columns of numbers and fed into a digital computer.

With this data, the computer can predict how much excavating and filling will be necessary to build a road. If the engineers then want to change the route or the design of the road, the computer can quickly report how the earthwork requirements will differ. When fully developed, the digital terrain model will be used to obtain numerical solutions to many types of terrain analysis problems, in addition to highways: surface change studies related to settlement, erosion, silting; clearance studies for airport approach zones, and the problems associated with drainage and reservoirs. Says Miller: "Photogrammetry will usually offer the only practical approach to the problem of collecting the required data; the electronic computer makes it possible to consider computing problems which would require an army of men with desk calculators."

Even without such advanced systems, those states which now use photogram-

metry in highway work are able to save considerable sums over conventional surveying. In California, for example, where photogrammetry has been used in highway planning since 1947, State Highway Engineer G. T. McCoy says it is saving the time and effort of an estimated 200 engineers a year. And with developments such as MIT's digital terrain model and an automatic scanning system, which will reduce engineering man-hour requirements still further (page 125), photogrammetry could be headed toward a commanding position in every type of planning which requires vast computations in order to make intelligent judgments.

Site location in 3-D

In the selection of a site for a shopping center or an industrial building, photogrammetry can be an important aid in predetermining drainage characteristics—particularly important in planning parking lots—and grading requirements. Some dozen shopping centers have used photogrammetry in site planning. Its kindred tool, photoanalysis, furnishes information on population and labor supply, highway accessibility, convenience of utilities, as well as geologic information on soils.

Well over 100 industrial firms have used both photogrammetry and photo-


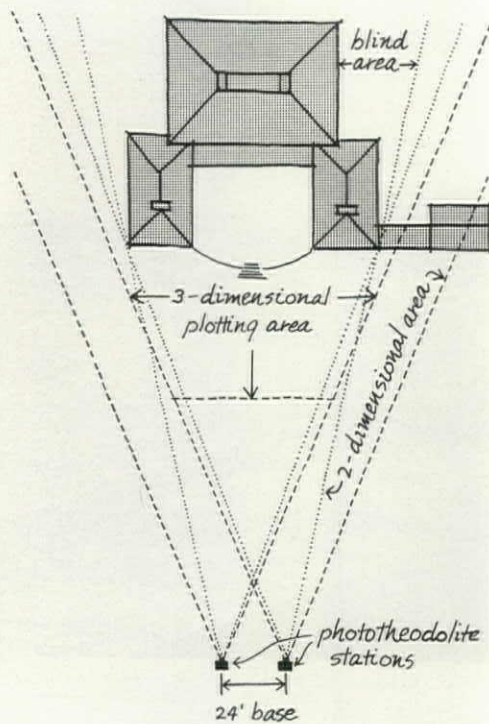
analysis for such things as planning new pipe lines and rail lines, and for plotting new sites for speculative oil-field drilling rigs. And many use the techniques in selecting new plant sites. In airport planning also, photogrammetry is an important device for locating dangerous structures along the flight paths of low-flying aircraft.

Architecture in a photographic plate


Because three-dimensional photography allows, among other things, the reproduction of accurate optical models from its images, photogrammetry has been used for years, particularly in Europe, as an important aid to the architectural historian for the recording and restoring of historic buildings. Since the turn of the century, the Germans have recorded their outstanding pieces of architecture in this way, and since World War II so have an increasing number of countries, including Sweden, Switzerland, Belgium, and, more recently, the U.S. From these photographic records, precise, undistorted drawings can be produced, though the buildings themselves may have been destroyed, and the original engineering drawings may be nonexistent or may have long since disappeared.

Before the last war, with typical Teutonic calculation, the Germans prepared

Photogrammetry and architecture



OHIO HISTORICAL SOCIETY



DEPT. OF PHOTOGRAPHY, OHIO STATE UNIVERSITY

for their impending destructiveness by rushing hundreds of invaluable glass plates of their historic buildings to safekeeping in Potsdam. At war's end, they figured, the plates could be brought out, drawings made, and the buildings restored to prewar grandeur. However, like the best of schemes, this one went awry, for when the Russians reached Potsdam in 1945, they encountered an uncomfortably short supply of window glass. The historic plates were wiped clean, at a cost of much elbow grease, and used for glazing.

Since the war, photogrammetry has found new applications in architecture. In Germany, an engineer named Josef Sutor has made a profitable sideline using photogrammetric techniques in restoration plans for historic buildings, including St. Peter's Church in Munich, the City Hall in Augsburg, and the four corner towers of the Aschaffenburg Castle. Sutor had to find old pictures, generally taken by amateur photographers; in most cases, he was able to find two photographs taken from different angles, from which—with a slide rule and calculator—he could determine the exact position of the camera when each picture was taken. With further mathematical computations, he developed an engineering drawing of the building and from it read off the building's exact measurements.

Sutor also has applied photogrammetry to the construction of a new theater ceiling in Augsburg. A model of the theater had been built, with a rather complex ceiling, folding in various patterns and shapes. The theater's main illumination was to be from a mushroom-shaped ceiling fixture, slightly off center. When the architects attempted to calculate the exact measurements of the model, and from them determine the dimensions of the theater's ceiling, to guide workmen in its construction, they found that many dimensions were extremely difficult to arrive at. But with photogrammetric pictures of the model, taken from three different positions, Sutor was able to calculate the height of the ceiling at 1,700 different points. From this rather unorthodox process, architectural drawings were produced.

Study of structures in motion

The newest and most scientifically interesting use of photogrammetry is in a project, under way at Ohio State University since 1954, applying the same basic principles to determine how structures behave under differing thermal and load conditions. By comparison with other applications of photogrammetry, this one is pure research in its infancy. Indeed, the Ohio State

researchers, headed by Architecture Professor Perry Borchers, have not yet proved that photogrammetry can be used to record the subtle movements of structures during varying thermal conditions. Their first attempt, studying a modern, dome-shaped synagogue near Cleveland, proved only that their present equipment does not give them sufficiently fine analysis for accurate readings. It is known, from even the most casual observation, that thermal deformation takes place in the synagogue. On bright, cold days—when the building is partly in sun and partly in cold shadow—enough deformation has been known to take place to shatter the plate glass between supporting piers beneath the dome. Borchers is in Europe now, seeking measuring equipment which can detect these slight changes in structures.

Clearly, this is an application of photogrammetry which can contribute significantly to the knowledge of structures. As Borchers says: "Every expansion joint testifies that buildings are living, moving things." He believes that a series of photographs, taken at hourly intervals, could indicate how much movement actually takes place in such structures as Eero Saarinen's domed Kresge Auditorium at MIT, or any of today's thin-shell structures. The Kresge Auditorium was originally



PHOTOGRAMMETRY enables Ohio State Architect Perry Borchers (standing, left) to produce orthographic drawings of historic buildings, such as Benjamin Latrobe's Adena, built in 1807, near Chillicothe, Ohio. Borchers is applying photogrammetry in a basic research project as well, attempting to measure subtle movements of structures under varying thermal conditions.

designed by Saarinen and Engineers Ammann & Whitney for 2 inches of movement around the glass and frames. A photogrammetric analysis of the dome's actual behavior might have a significant influence on the design of similar structures in the future, by indicating precisely how much movement to anticipate.

In practice, Borchers' application of photogrammetry is only slightly different from that of the aerial photogrammetist or the architectural historian. He begins with a pair of photographs, and from these produces an orthographic drawing (or map) of his object, using plotting machines and measuring equipment. The nature of his study, however, requires an additional element, time, for Borchers must solve a dynamic problem, i.e., how much movement occurs from hour to hour, under varying conditions of wind load, live load, and thermal expansion and contraction.

Borchers is also using photogrammetry to record historical American architecture. His first subject was Adena (above), a stone mansion near Chillicothe, Ohio, which was designed by Benjamin H. Latrobe and completed in 1807, possibly the first building in the U.S. to be recorded with photogrammetric equipment. As a part of the research program at Ohio State, Borchers

and his associates are working with the National Park Service to determine to what extent photogrammetry is applicable to the NPS historic building recording program. Thus far, Ohio State has completed the first of two parts of the study, which consisted of producing photographic plates and measurements of the exteriors of four buildings. Still in progress is part two: photogrammetric work on building interiors.

Next step in photogrammetry

For at least two years, the field of photogrammetry has been on the threshold of an important new advance: an automatic scanning system. This device would speed up the one remaining drag in proceeding from photograph to topographical map, i.e., the slow, skill-demanding technique of manually translating from stereophotographs to maps. The scanner "reads" the photographs and transmits this information to a plotting machine. Several of the major equipment developers in the field have been working toward the perfection of this device, including such organizations as the U.S. Army's Engineer Research and Development Laboratories at Fort Belvoir, Virginia, and Hogan Laboratories, Inc., of New York.

The most recent announcement, from a Canadian mapping company, Photographic Survey Corporation of Toronto,

indicates that a working model has been built, though further developments must be made before this electronic and electromechanical device can be put into commercial production. At its present stage of development, the device can produce profiles from stereophotographs, indicating the elevations along a selected line. Later in the year, the company expects to be able to adapt the device to contour mapping. Inventor G. L. Hobrough says that an operator will be necessary to monitor the machine, but he believes that the speed of profiling will be increased up to 100 times over that of conventional profiling methods.

Adding an electronic computer to such a device, an almost limitless number of engineering problems could be solved within a matter of a few hours, regardless of type, e.g., highway planning, site planning, thermal deflection. But MIT's C. L. Miller emphasizes that much more research work needs to be done. The federal mapping agencies, such as the U.S. Geological Survey division of the Department of Interior, and private aerial survey firms, have been responsible for most of the developments in photogrammetry in the U.S. In the future, Miller suggests more cooperative research among industry, government, and the schools of engineering and architecture to develop further photogrammetry's useful role in building.

The cost of aerial photo-mapping

To planners who are using photogrammetry for the first time, its most bewildering characteristic is its price structure. A fixed table of costs does not exist, because so many variables exist from one project to the next. Further, photogrammetry is currently an extremely competitive field and bids are likely to range widely.

For example, the cost of photogrammetry in a dozen actual cases examined by FORUM has varied from \$3 per acre to \$38 per acre, depending on the size of the job (50 to 6,400 acres), the contour interval of the desired map (2 feet or 5 feet), and the character of the terrain (open or wooded, level or hilly). In one example, a 70 acre area in hilly wooded country, the bid prices ranged between \$7 and \$20 per acre, for a 2 foot contour map. Also, pressures of competition can influence the

quality of output: photogrammetric maps should be spot-checked by ground survey to be certain that National Map Accuracy Standards are observed.

Generally, aerial mapping is less costly than ground survey mapping. An area in excess of 50 acres will usually cost four to six times as much to map by ground survey techniques as by aerial photogrammetry. Here is a fairly typical example: a 640 acre area of hilly, wooded terrain was let out for bids to both ground and aerial surveyors. The contour interval desired was 2 feet. Bids from the aerial firms ranged between \$16 and \$18 per acre; bids from the ground surveyors ranged between \$50 and \$125 per acre. Below 50 acres, the cost of aerial surveying approaches the cost of ground surveying, because of the high initial cost of getting an airplane into the sky. END

Geodesic roundhouse:

PHOTOS: IVAN MASSAR—BLACK STAR

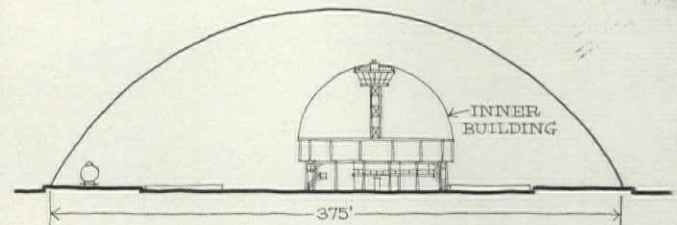


the biggest dome yet built




The largest, most utilitarian dome to be built thus far is rising on a muddy flat outside Baton Rouge, Louisiana. It will house a railroad car repair shop of the Union Tank Car Co. Designed by Synergetics Inc., a firm founded by R. Buckminster Fuller, inventor of the geodesic dome, the new structure is not only the largest of its kind—375 feet in interior diameter, 116 feet high at center, covering 110,000 square feet—but the first all-welded steel dome.

Union Tank Car's President Edwin A. Locke Jr., a friend of Fuller's, and Chief Engineer Richard Lehr, chose the Synergetics' dome after reviewing wooden frame, radial arch, and traditional brick roundhouse designs. The dome's merits were decisive: a huge free-span area, allowing 36 car repair stations under one roof, with all operations under cover for an economical distribution of work load regardless of weather. Moreover, the completed dome was estimated to cost only a little over \$1 million, about half as much as a comparable shop of conventional design. Included in this is the cost of a smaller domed structure rising 80 feet within the big dome itself to house offices, washroom, and locker area, and




HIGH VAULT of the dome is formed of 320 hexagonal subassemblies (some test-painted white), hoisted by crane, positioned by push poles, welded in place from the rooftop. A smaller dome inside the first (sketch above) houses offices, services, control tower.



a control tower for shunting tank cars to various repair stations.


Steel was chosen partly because the 11-gauge sheet required was the same as that used by Union Tank in fabricating its cars. Aluminum was considered, along with a prefabricated Kaiser Aluminum dome (FORUM, February 1958), but Kaiser was not ready to scale up its 65-foot-high dome for one order. Moreover, aluminum worked out more expensive than steel. Fabrication and erection of the steel dome was contracted to the local Nichols Construction Co. Sheet was cut into diamond-shaped panels on the site, then seam-welded together in jigs and welded to steel-pipe trusses for rigidity, forming some 320 hexagonal subassemblies, each measuring 20 feet to a side and weighing 2 tons. These in turn were hoisted by crane and welded together in place, building the structure, like an igloo, from the ground up.

Union Tank will start a second shop dome this month at Wood River, Illinois, and plans at least two more.



HONEYCOMB of pipe trusses, welded to upper side of subassembly units, give the dome rigidity and relief pattern. Panels of the completed dome will be painted golden yellow, structural truss lines a royal blue.

STRANGE PATTERN of construction resembles artist's projection of building on the moon. Hexagon subassembly, formed and welded in jig on ground, weighs 2 tons, measures 20 feet on a side. Erected entirely without scaffolding, units are welded in place in dome, as seen in background, like igloo blocks.





Call the man from Fenestra for
Dormitory doors at the lowest installed cost!

A door has to be hardy to take dormitory living. Concealed within the sleek seamless beauty of this new Fenestra® Hollow Metal Flush Door is a rigid, rugged, welded structure that gives the door the strength to withstand years of abuse. It's Fenestra's exclusive multi-rib reinforcement!

With Fenestra Hollow Metal Doors you get the lowest installed cost because:

1. You buy a *complete package*—door, frame, hardware, completely machined at the factory to eliminate on-the-job cutting and fitting.

2. Erection is fast—one man with only a screw driver can install a door in minutes.

3. You have a complete selection of door types ($1\frac{3}{8}$ " and $1\frac{3}{4}$ ") of distinctive designs and features—*all mass produced*. Custom quality at stock door prices!

Ask your Fenestra representative (listed in the Yellow Pages) to help you in your selection and specification of doors, frames and hardware. Or, write to Fenestra Incorporated, Dept. AF-6, 2296 East Grand Blvd., Detroit 11, Michigan.



Let the man from Fenestra be your "door man"

Fenestra HOLLOW METAL DOOR
 FRAME • HARDWARE UNITS

YOUR SINGLE SOURCE OF SUPPLY FOR DOORS • WINDOWS • BUILDING PANELS • CURTAIN WALLS



LOOK WHAT FENESTRA WINDOWS DO FOR MODERN SCHOOL DESIGNS!

Fenestra® Intermediate Steel Windows are selected by architects and school officials for many of the finest and best-looking schools in America. The reason is not appearance alone.

They provide *more and better daylight* for school classrooms. Their slim, but strong, steel sections give you *more glass area* and *clear-vision view* per window opening. Fenestra Windows are engineered and precision built to be rigid and rugged without excess bulk.

You get *better ventilation*, too. Project-out vents form weather-protective canopies over the openings. Tilt-in vents bring in abundant fresh air *without drafts . . . shed rain outside*. All vents open smoothly and easily with a finger touch.


You *save on maintenance*. Sturdy hardware and steel-strong window members assure years of

trouble-free service. Cleaning and screening are done safely and economically *from the inside!*

New Fenestra FENLITE Finish

Fenestra Intermediate Windows are now available with the New FENLITE Finish that gives longer window life *without painting* plus a distinctive new window beauty. The FENLITE process is an exclusive Fenestra development based on years of experience and research with corrosion-resistant finishes for steel windows. It saves you the cost of maintenance painting year after year.

Inside and out, Fenestra Intermediate Steel Windows give your schools modern window beauty, more daylighting and better ventilation. Specify them for your new school buildings. Mail the coupon, today, for complete information or call your local Fenestra representative — listed in the Yellow Pages of your telephone directory.





Sam Houston Elementary School, Port Arthur, Texas, features Fenestra Intermediate Steel Windows. This outstanding school demonstrates the functional beauty of their slim, modern design and the pleasant classroom atmosphere created by their better daylighting and ventilation. Associated Architects: Caudill, Rowlett, Scott & Associates, Bryan, Texas; Oklahoma City, and J. Earle Neff, Port Arthur, Texas. Contractor: Schneider Construction Co., Houston, Texas.



Fenestra
INCORPORATED


INTERMEDIATE
STEEL WINDOWS

Your Single Source of Supply for
DOORS • WINDOWS • CURTAIN WALLS • BUILDING PANELS

Fenestra Incorporated
Dept. AF-6, 2296 E. Grand Blvd.
Detroit 11, Michigan

Please send me complete information on Fenestra Intermediate Steel Windows for school design and construction.

NAME _____
FIRM _____
ADDRESS _____
CITY _____ STATE _____



JUNIOR CHANNELS
Lightweight J&L
Hot Rolled Channel Sections



Potomac Iron Works is using 10" Junior Channels (8.4% per foot) as stair stringers in this 15-story Baltimore, Maryland, state office building with 12-gauge J&L hot rolled sheet steel as risers. General contractor: Blake Construction Company, Washington, D. C. Architects: Fisher, Nes, Campbell & Associates, Baltimore.

**"Clean edges and uniformity of
Junior Channels speed stair fabrication"**

... states leading architectural metal fabricator

"We have standardized on Junior Channels for stair stringers. They permit us to prefabricate stairs to exact dimensions with a minimum of waste," reports Mr. Milton M. Mulitz, president of the Potomac Iron Works, Inc., Hyattsville, Maryland.

Potomac Iron produced and installed 92 flights of stairs in this 15-story Maryland State Office Building and the adjacent six story Maryland State Roads building in Baltimore. Potomac Iron manufactures over 5,000 prefabricated stair units yearly for residential, apartment and commercial construction.

"Junior Channels are stronger

than formed plate channels of equal depth. Yet their minimum steel weight speeds handling and fabrication," says Mr. Mulitz.

Junior Channels, hot rolled sections, are ideally designed for stairway stringers. Straight line simplicity and narrow flanges make possible their use with or without ornamental trim moldings and other modifications.


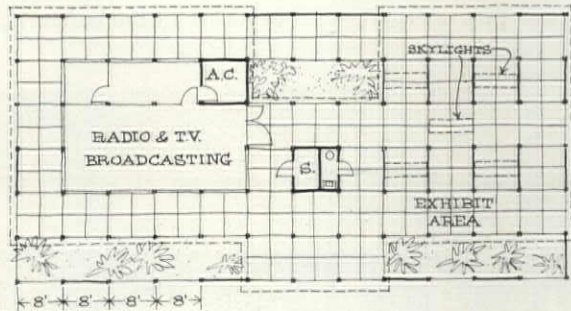

Write today for design data on Junior Channels, available in three sizes: 10"-6.5%; 10"-8.4%; and 12"-10.6% per foot. Write to Jones & Laughlin Steel Corporation, 3 Gateway Center, Pittsburgh 30, Pennsylvania.



Jones & Laughlin Steel Corporation

PITTSBURGH, PENNSYLVANIA

A focus on current architecture



PHOTOS: MAC MIZUKI



PAVILION FOR THE PRESS

This crisp little exhibition structure was designed by Architects Hellmuth, Obata & Kassabaum for use by the St. Louis *Post-Dispatch* at St. Louis' Mid-America Jubilee. It centers on an open entrance and reception area roofed by a trio of high wooden vaults built on the latticed "lamella" system. To the right of the entrance, colored photo panels





form the walls and present a step-by-step account of how a newspaper covers a typical story (photo, left). To the left, under a single 16-foot lamella vault, is a glass-enclosed, air-conditioned studio for the paper's radio-TV station. The simple wooden structure, bolted together on an 8 foot module, has been disassembled for re-use elsewhere.

ROUNDHOUSE FOR STUDENTS

In their attempts to cut costs, many school districts have accepted stereotyped school design. At the new Headland High School in East Point, Georgia, however, Architect Richard Aeck & Associates made sure the students would have at least one feature that was differ-

ent. Headland's drum-shaped cafeteria and library core is not only distinctive, it provides a natural focal point inside, and a place for the students to mill around outside under the sheltering second floor. When the student body expands, a balcony will be added to the cafeteria.

PHOTOS: JOSEPH W. MOLITOR




NEW ENGLAND STEEPLE


One of the more striking tourist attractions on Cape Cod is a little creosote-stained wooden church which thrusts a big, shingled bell tower skyward near Wellfleet, Massachusetts. Designed for their fellow summer residents by Architect Olav Hammar-

strom and Engineer Paul Weidlinger, the Episcopal Chapel of St. James the Fisherman seats 300. Cost: only \$22,000. Windows along the floor admit the breeze and reduce glare. A plastic panel in the roof skylights the central altar.

GLAMOUR ON A 60 FOOT LOT



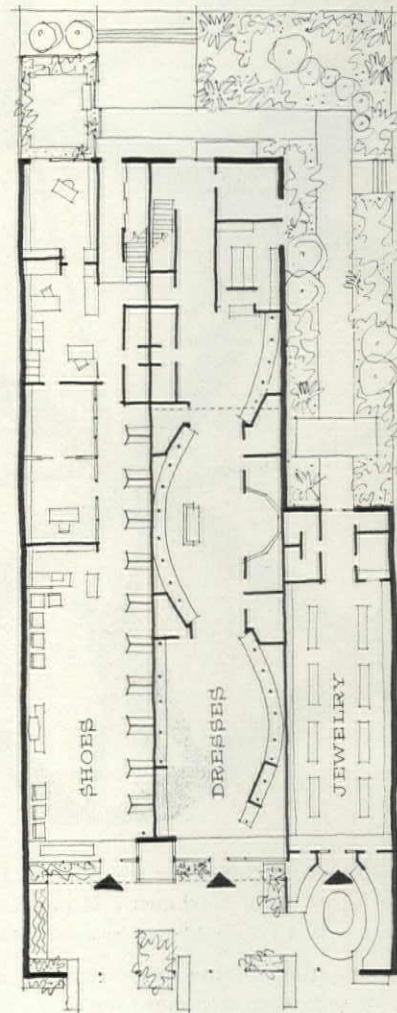
PHOTOS: (ABOVE) JULIUS SHULMAN; (BELOW) MARVIN RAND



Most Main Street shops seem bent on cramming as much merchandise as close to the sidewalk as possible. In this new building on Pasadena's South Lake Ave., however, Architect Thornton Ladd and his associates have managed to group three stores (shoes, dresses, and jewelry) behind a display garden that offers the passer-by the glamour of a modern shopping

center—on a 60 foot lot.

In front, black and tan strips of sidewalk and free-standing display cases direct customers under the shelter of a high roof for a closer look at full-size show windows. Here philodendrons and aspidistra set off the cooling sight of water spilling into little pools. In back, each store has its own landscaped entrance from a parking lot.



0 10 20 30 FEET

Auditorium dome erected in 9 days by a 5-man crew

John J. Kane Hospital, Allegheny County, Pittsburgh, Pa. Auditorium is 109 feet in diameter, seats 682 people.



This auditorium dome for the John J. Kane Hospital went up in a hurry. Four workmen and one superintendent, using one crane with a 125-foot boom, erected the steel work in 9 days.

In preparation for the dome erection, a 20-inch pipe pole with a 48-inch diameter plate top was erected and plumbed. The spider or top section of the dome, which is about 11 feet in diameter, was then placed on top of the pole and bolted down.

The USS Structural Steel ribs were prefabricated on a 53'-7½" radius. They were made in two sections and were field-welded to form one rib almost 80 feet long, depending on the base elevation. The first rib was erected on the west side, followed by one on the east side. Erection then continued clockwise from both points.

The horizontal structural members were bolted in as erection

progressed. Most of the bracing was omitted during erection and was filled in by the detail gang later on.



All sections were prefabricated in the plant of the Pittsburgh-Des Moines Steel Co., Pittsburgh, Pa.

QUICK DELIVERIES! Recent expansion of production facilities assures quick deliveries and continuing availability of Steel Shapes and Plates to accommodate the increasing demands of the Construction Industry. Just call the nearest office of United States Steel. The telephone number is listed in local directories.

For your copy of "Hot Rolled Carbon Steel Shapes and Plates," a handbook containing details, dimensions and weights of USS Shapes and Plates—write to United States Steel Corporation, 525 William Penn Place, Pittsburgh 30, Pennsylvania.

USS is a registered trademark

using Structural Steel



Auditorium dome fabricated from USS Structural Steel, erected by Adams Steel Erection, Kittanning, Pa. • Contractors: Sherry-Richards, Chicago, Ill. • Architects: Button and McLean—Mitchell and Ritchey, Pittsburgh, Pa. • Resident Engineer: Harry King, Allegheny County • Structural Engineers: L. W. Cook—R. A. Zern, Pittsburgh, Pa.




United States Steel Corporation—Pittsburgh
Columbia-Geneva Steel Division—San Francisco
Tennessee Coal & Iron—Fairfield, Ala.
United States Steel Supply—Warehouse Distributors
United States Steel Export Company

United States Steel

Mo-Sai magic

for motels...




Interesting stairway extending up three flights of main tower has unique Mo-Sai cantilevered stair treads.

East facade of building shows fluted Mo-Sai, along with medium-textured flat panels. These were anchored to concrete masonry back-up wall.

The new multi-million-dollar Hotel Utah Motor Lodge and Convention Center in Salt Lake City is enhanced with Mo-Sai Precast Facing in a striking tri-tone harmony of colors and textures. The featured tower sections are faced with an extremely course-textured green Mo-Sai. The same color in a much finer texture is picked up in the spandrels. Pilasters and other sections of the main facade are in a fluted Mo-Sai.

Coarse-textured, deep-relief Mo-Sai made with Utah Green aggregate was anchored to preconstructed concrete wall.

Architect: Robert Gardner




For handbook, "Mo-Sai Design Details," and samples of this modern material, call or write any of the following:

MO-SAI ASSOCIATES, INC.


Member of the Producers' Council

- BADGER CONCRETE CO., Oshkosh, Wis.
- CAMBRIDGE CEMENT STONE CO., Alliston 34, Mass.
- ECONOMY CAST STONE CO., Richmond 7, Va.
- GEORGE RACKLE & SONS CO., Cleveland 5, Ohio—Houston 20, Texas
- GOODSTONE MFG. CO. INC., Rochester 21, N. Y.
- HARTER MARBLECRETE STONE CO., Oklahoma City, Okla.
- OLYMPIAN STONE CO., INC., Seattle 7, Wash.
- OTTO BUEHNER & CO., Salt Lake City 6, Utah
- P. GRASSI-AMERICAN TERRAZZO CO., South San Francisco, Calif.
- SOUTHERN CAST STONE, INC., Knoxville, Tenn.
- THE DEXTONE CO., New Haven 3, Conn.
- THE MABIE-BELL CO., Greensboro, N. C.—Miami 47, Florida
- TORONTO CAST STONE, LTD., Toronto 31, Canada
- WAILES PRECAST CONCRETE CORP., Los Angeles, Calif.—Dallas, Texas



Colored stainless steel . . . lightweight ceiling panel

. . . embossed siding sheet . . . low-cost wood finishes



COLORED STAINLESS STEEL withstands weathering and bending

Colored stainless steel, a long-awaited architectural material, will be available later this year as a result of a coloring process called *Permyron*. Invented by the late Oscar Bach and developed by the Electro Metallurgical division of Union Carbide, the *Permyron* process is unique in that applied colors will not crack or fade with age, and colored parts such as curtain wall panels and trim can be deep-drawn, bent, rolled, embossed, or fabricated by other conventional methods *after* coloring without impairing their surfaces. Simple bend tests show that the colored surface remains intact when bent 180 degrees in tension around a radius approximately equal to sheet thickness. Tensile tests indicate that there is no visible effect on the coloring up to 50 per cent elongation. And under heat tests *Permyron*-colored metal can withstand forming and fabrication temperatures of the order of 650 to 700 degrees for sufficient time to be worked.

Another advantage claimed for the process is that parts damaged during erection or handling can be repaired on the job. In addition, this highly flexible color coat, which is only 0.0004 inch thick, is said to be weather- and abrasion-resistant, and is expected to cost less than standard porcelain or anodized finishes.

The process, according to the manufacturer, also shows promise for coloring aluminum, plain carbon steel, titanium, and magnesium. At present a glare-reducing black matte finish (a color not available with other metal-coloring methods) is the single color being commercially produced. The first use of black stainless steel cur-

tain walls is being made at Atlas Steel's new head office building at Welland, Ontario; and black stainless steel spandrel panels and column covers will be used on the 52-story Union Carbide building now under construction in New York City. The company, however, does not intend to continue production of the colored metal sheet, but will license the process to the trade on a nonexclusive basis.

Manufacturer: Electro Metallurgical Co., 30 E. 42nd St., New York, N.Y.

SOUNDPROOFING PANEL is thick, but light in weight


The glass-fiber acoustical ceiling panel shown below, called *Acoustiglas*, weighs only 0.19 pounds per square foot and is therefore one of the lightest-weight, incombustible soundproofing materials on the market. Designed specifically for grid suspension mounting (see photo), 1¼ inch thick *Acoustiglas* panels have a high thermal resistance, a noise reduction coefficient of 90 per cent, and a light reflectivity of 89 per cent (the exposed surface of each panel is finished with a vinyl-base, flame-resistant white paint). Both outer surfaces of the panels are dense and rigid, while the center portion is porous and lightweight. Over-all density: 1½ pounds per cubic foot. *Acoustiglas* panels may be vacuumed and repainted. Panel sizes: 2 by 2 feet and 2 by 4 feet. Prices have yet to be announced.

Manufacturer: L.O.F. Glass Fibers Co., 1810 Madison St., Toledo, Ohio.

continued on page 140



Easy to install (or remove, for behind-the-ceiling repairs), flexible glass-fiber panels are simply sprung into a grid framing system where they lie rigid without binding.



Get Action!

—The upward action of interlocking slats that coil compactly above the opening: That's the action (originated by Kinneer!) that provides an unbeatable combination of lower door costs and higher door efficiency. Kinneer Rolling Doors make all space around doorways usable at all times, open completely out of the way, give you a rugged curtain of all-steel protection against wind, weather, fire, and vandals. Often delivering up to 50 years or more of daily, low-maintenance service, they're also REGISTERED — all parts of every door can always be accurately duplicated from master details kept permanently in fireproof vaults. Get all these Kinneer Rolling Door benefits and more; write for this latest catalog, now . . .


Take Action!

KINNEER
ROLLING DOORS
Saving Ways in Doorways

The KINNEAR Mfg. Co.
Offices and Agents in All Principal Cities
FACTORIES:
1640-60 Fields Ave., Columbus 16, Ohio; 1742 Yosemite Ave., San Francisco 24, Calif.

ALUMINUM SIDING SHEET patterned to increase strength

Flat corrugations in combination with an embossed diamond pattern give Kaiser Aluminum's new lightweight (0.021 gauge) roofing and siding sheet a more attractive look (the diamond pattern reduces glare appreciably) and a load-bearing strength said to be 30 per cent greater than in patterned corrugated aluminum covering materials of comparable weight and thickness.




Trade-named *Diamond-Rib*, the siding comes in 50 inch widths which provide a full 48 inch coverage after lapping. Lengths range from 6 through 16 feet. Rib configurations are 9/16 of an inch deep with a pitch of 2½ inches. Cost: about 18½ cents a square foot.

Manufacturer: Kaiser Aluminum & Chemical Sales Inc., 919 North Michigan Ave., Chicago 11, Ill.

CLEAR WOOD FINISH improves wear, reduces maintenance

Evergrain, a new wood finish developed by U.S. Plywood, is a hard, clear resin overlay factory-applied to doors and panels as a long-life protection against digs, scrapes, and weather exposure. Described by the manufacturer as an invisible armor far superior to conventional paints, lacquers, and varnishes, the finish is reportedly unaffected by age, temperature extremes, moisture, and dryness. Maintenance of fine-grained woods is reduced to a minimum and surface scratches can be eliminated with a conventional automobile



cleaner. Cost: about 35 cents a square foot—or roughly half the cost of high-pressure laminates.

Manufacturer: U.S. Plywood Corp., 55 W. 44th St., New York 36, N. Y.

WOOD FINISHING PROCESS eliminates hand sanding and sealing

Super Microseal is a new machine process that imparts a smooth, tough surface to any type of wood. Unlike the overlay described above, this is an integral wood finish. It is expected to cut finishing costs for doors, furniture parts, and architectural panels at least 75 per cent in that it eliminates three time- and labor-consuming operations usually done by hand: sanding, priming, and sealing. (According to the manufacturer, labor and materials required to finish a conventional flush door cost about \$4.50, while a *Microsealed* door selling for about 60 cents extra can be immediately varnished, stained, or painted in the field for roughly \$1.25.)

Developed by Satin Surfaces Inc., the process, which is neither a film nor an overlay, uses pressure and friction to melt a natural plastic (lignin) in the wood's surface. This plastic is then blended, chemically and physically, with a special synthetic resin to form a mar-resistant, glossy (or dull), 1/24 inch surface that is actually part of the wood. The process is also said to eliminate grain and fiber raising and variations in surface texture, while producing a finish far smoother than the most careful sanding. *Microseal* cost per square foot: about 1/2 cent.

Manufacturer: Satin Surfaces Inc., Box 1403, Louisville, Ky.

METAL OFFICE FURNITURE styled for executive settings

With the advent of *Italic Styling*, the newly designed office furniture being introduced by the General Fireproofing Co.,



metal desks and chairs have taken on a colorful, contemporary look. More than 72 different pieces are included in the line which is finished in a variety of materials (aluminum, steel, high-pressure laminates, leather), fabrics, and colors used in tasteful combinations. Prices for the group have yet to be announced but will be, ac-

continued on page 142

applications unlimited!

Margaret R. Read, M.D.
Physician's Suite — waiting room, X-ray room, office and examining rooms.
Architect: John T. Kelly, Cleveland
Equipment by: The Wakefield Company
Using FLAT Soundsheet
3' x 3' squares framed under tension.

Tufts University, Bray
Mechanical Engineering Lab
Architects: William A. Pollack,
NEGEA SERVICE CORP., Cambridge, Mass.
Equipment by: Smithcraft Lighting
Using CORRUGATED Soundsheet
on 2 ft. centers.

TWA Reservations
Office, Boston.
Architect: Thomas F. McDonough, Boston
Equipment by: Luminous Ceilings, Inc.
Office, Boston
Using CORRUGATED Soundsheet
in 3 ft. modules

CONTREX

SOUNDSHEET
TRANSLUCENT ACOUSTICAL
ELEMENT — ONLY

Soundsheet successfully combines acoustical and light diffusing properties! Today's important new architectural tool, Contrex Soundsheet can be used effectively with most wall-to-wall or area lighting systems for remodeling or new construction. Available from coast to coast through the nation's leading manufacturers of lighting and acoustical equipment, Soundsheet can also replace or supplement other acoustical or lighting media now installed.

Because of Soundsheet's unique versatility, many applications are being developed, such as functional sound absorbers, back-lighted wall treatments, duct-lining to reduce sound . . . and space dividers. Also it can be produced to equipment manufacturer's specifications in patterns and COLOR, translucent or opaque.

"SOUNDSHEET . . .
for new ideas
in sound
and sight"

CONTREX

CONTREX COMPANY
Chelsea 50, Mass.

Developed for Contrex by
Bolt Beranek and Newman Inc.

AVAILABLE FROM COAST TO COAST THROUGH AUTHORIZED
MANUFACTURERS OF LIGHTING AND ACOUSTICAL PRODUCTS.

- ▶ Easy to install
- ▶ Balanced sound absorption
- ▶ Softly diffused lighting free of shadows and reflections
- ▶ Washable
- ▶ Harmonizes perfectly with any of today's architectural interior concepts
- ▶ Available in FLAT or CORRUGATED sheets
- ▶ U.L. listed

WRITE
today for more information about the many advantages — the many applications for Soundsheet and how they can benefit you.

MAIL TO:
CONTREX COMPANY
CHELSEA 50, MASS.

Name _____
Company _____
Address _____
City _____ State _____

- Please send me literature and samples of SOUNDSHEET.
- Please send me a list of the authorized manufacturers who include Soundsheet in their lighting equipment.
- I'm interested in Soundsheet for use as acoustical ceiling.
- for use in new application.

AF-6


Here's the answer to your

BIG

**SPACE
HEATING
PROBLEMS**

Reznor-Olson

**STAINLESS STEEL
DIRECT FIRED
HEATERS**




These units are designed for heating factories, warehouses, garages, airplane hangars, gymnasiums and other large open areas. They pick cold air up off the floor, distribute heated air overhead at high velocity—either direct or thru ducts. In addition to space heating installations, Reznor-Olson heaters are well-suited for use in make-up air systems and in drying and other process applications.

Reznor-Olson heaters are available in ten sizes—400,000 to 2,000,000 Btu—with gas, oil or dual-fuel burners. They may be floor mounted for top discharge or suspended for down-blast or horizontal discharge.

New Bulletin gives Complete Specifications

Complete specification information—including dimensions, control details, temperature rise, air delivery and fuel consumption—is included in a new bulletin, F-57A-RO. If you don't have a copy of this bulletin in your files, just fill out and mail the coupon below. Do it today.



REZ NOR
WORLD'S LARGEST-SELLING DIRECT-FIRED
UNIT HEATERS

Reznor Manufacturing Company, 40 Union St., Mercer, Pa.

Please send me a copy of your bulletin F-57A-RO which gives complete specification data and construction details on Reznor-Olson direct fired heaters.

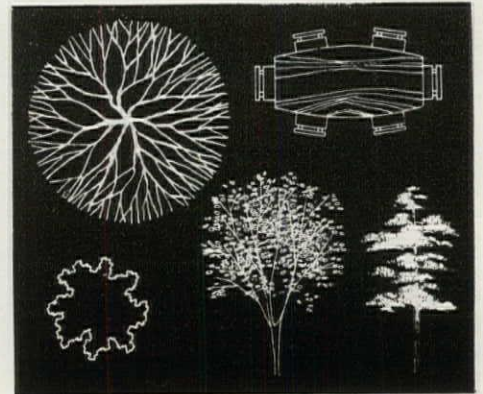
Name _____
Company _____
Street _____
City _____ Zone _____ State _____

According to the manufacturer, competitive with other "high-style" metal furniture now on the market.

Manufacturer: General Fireproofing Co., E. Denik Ave., Youngstown, Ohio.

**ARCHITECTS' STAMPS
speed preparation of floor plans**

Remarkably clean, clear "renderings" of more than 200 engineering and architectural symbols—shrubbery, furniture, room titles, figures, automobiles, directional arrows—can now be stamped, instead of drawn, onto floor plans or sketches with




a new series of rubber stamps. Designed as time-saving tools for architects, draftsmen, and engineers, the stamps sell for \$1.75 to \$2.00 each.

Manufacturer: Design Specialties Inc., 117½ W. Church St., Champaign, Ill.

**RUBBERY SEALER TAPE
simplifies curtain-wall glazing**

Catering to the ever increasing need for effective and easy-to-apply curtain wall sealants, Pittsburgh Plate Glass has developed a new vulcanized, butyl-base tape for bonding glass to glass, glass to metal, and metal to metal. Trade-named 1072 Butene Sealing Tape, this rubbery black material is applied directly from the packaged roll. No job site mixing or thinning,

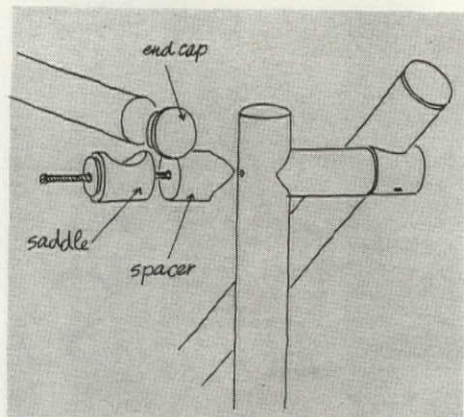


no special tools, no masking of sash or glass areas, and no postsealing clean-ups are necessary. In addition, according to the manufacturer, the glazier, when using this tight-sticking material, can see that the sealant is continuously positioned prior to incasing the glass edge with sash stops. Ten years of extensive testing indicate that the tape's elastic and resilient properties provide durable, weather-tight seals that absorb expansion, contraction, vibration, and wind loads. Tape sizes range from 1/16 by 1/4 inch to 3/8 by 1/2 inch in roll lengths up to 100 feet. Cost: about 28 cents a running foot, subject to quantity discounts.

Manufacturer: Pittsburgh Plate Glass Co., 632 Fort Duquesne Blvd., Pittsburgh 22, Pa.

FLEXIBLE RAILING JOINTS ease hand-rail installation

A new set of ready-made fittings makes this highly flexible hand-rail system automatically adjustable to dimensional variations in floors and stairways. It eliminates the need for detail design, templates, and prefabrication, and permits a finished job, started and completed on the job site, with little or no scrap or waste, and no welding. To construct a hand rail a set of three fittings (saddle, spacer, and end cap) are tap screwed into standard aluminum or iron pipe—one set for every 4 feet of single rail. Tools required for installation: hacksaw, drill, and screwdriver. In



contrast to conventional welded railings, sections can be easily removed and stored for future use when no longer needed. Fittings are available in 1 1/4 inch and 1 1/2 inch diameters, in both galvanized malleable iron and aluminum. Prices for 1 1/4-inch fitting set: \$2.70 in iron, \$4.50 in aluminum; 1 1/2-inch fittings in both materials run slightly higher.

Manufacturer: Universal Railing Co., 275 Kalamath St., Denver 23, Col.

RUBBER TACKBOARD makes tack removal easy

Armstrong Cork Co. has announced the development of a flexible foam rubber tack-

continued on page 144

At
the
Hotel
Monteleone...



Unitslide Wall at Hotel Monteleone, New Orleans, La. Wogan & Bernard, Architects


New Potentials for Public Rooms

thru *Fairhurst*[®]
UNITSLIDE[®] WALLS

Two areas — the Coffee Shop and new Swan Room—now do the work of three. Separated only by a Fairhurst Unitslide Wall, each room may be used alone or simultaneously. Or, Unitslide may be recessed to create one integrated area suitable for large banquets or meetings. Here is maximum use of space — gauged to take advantage of peak guest loads, yet easily changed when needed.



Unitslide is composed of separate units that lock to form a solid, rigid wall; more resistant to sound than any other type. Specially designed pockets completely conceal the entire wall when not in use. And Unitslide is versatile! Note here the distinctive louvered effect: inspired by the Old South, though modern as next year's Mardi Gras . . . Fairhurst can be of help with your space problems



— write Dep't AF for
free illustrated booklet

John T. Fairhurst Co., Inc.


45 West 45th Street

New York 36, N. Y.

FAIRHURST . . . First Name in Folding Walls

Products

cont'd



MR. ARCHITECT . . . LIGHT YOUR WAY TO PROMINENCE!

● Luminated Ceilings by Thermotank are the newest means of streamlined lighting. Cover pipes, ducts, conduits, and provide shadowless, glare-proof light diffusion.

Low cost, easy installation! Used in the most modern buildings, offices, and airports.

Investigate Luminated Ceilings by Thermotank today.

SEND FOR FREE LITERATURE.

JOHN J. FANNON & CO.
3000 WOODBRIDGE ST.
DETROIT 7, MICH.




board material designed for use in schools and offices. The new material—called *Cushion-Eze*—is a specially treated hard foam rubber surface backed by standard foam rubber that can be easily depressed with slight finger pressure to facilitate tack removal. In addition, *Cushion-Eze* is reportedly three times lighter in weight and three times more sound absorbent than conventional composition-cork tackboards. Its unusual flexibility also makes *Cushion-Eze* easy to install and eliminates the possibility of its cracking, even when folded double. Available in continuous rolls 48 and 72 inches wide, *Cushion-Eze* is 1/4 inch thick, and is applied with a special mastic sealer to any solid wall or to an untempered pressed wood backing. Prices have not yet been announced, but, according to the manufacturer, will be competitive with those of other tackboard materials.

Manufacturer: Armstrong Cork Co., 104 Sixth St., Lancaster, Pa.

INGENIOUS RULER has prism for drawing right angles

With the *Ruler Square*, an 8 inch plastic ruler that has a clear plastic prism running full length along its top, a 90-degree angle can be drawn without using triangle or T square. The ruler works this way: when the *Ruler Square* is at an angle



other than 90 degrees to the line under it, this line as seen through the prism appears broken; when the ruler square is at right angles, the line appears straight. Highly practical for quick office sketches and field work, the ingenious device sells for 75 cents.

Manufacturer: Kiva Products Inc., 550 Hill Ave., Glen Ellyn, Ill.

MARBLE SPRAY seals out dirt and stains

Marble, a highly porous stain-susceptible material, can now be protected against dirt and moisture penetration by a new spray-sealant called *Tri-Seal*. Developed by the Vermont Marble Co., *Tri-Seal* permeates surface pores and expands on drying, to fill them with a hard, clear, colorless finish. An 11 ounce pressure can, enough to effectively protect about 75 square feet, sells for \$3.95.

Manufacturer: Vermont Marble Co., Proctor, Vermont.

KELLOGG

dial "9"

intercom



a **NEW** way to cut
communication costs
for your clients...

Is yours a small business? A medium size organization? If yes, Kellogg's Dial 9 Intercom is made for you. Dial 9 is generous with its services, but miserly about spending your money. In fact, for pennies a day, Kellogg's budget-minded intercom brings up to nine persons or departments within touch instantly . . . without leaving their desks or stations! Consider these points in favor of Kellogg Dial 9: low initial cost . . . reduces need for rental equipment . . . completely bypasses switchboard and operator . . . leaves outside lines free for doing business . . . Kellogg's exclusive warranty. Write today.

- Fast, dependable 24-hour telephone service between all departments and persons—without the need of a switchboard operator!
- Easy to install—and, the most modern Kellogg K500 commercial-quality telephone instruments are used. Choice of nine decorator colors!
- Designed to grow with your business by adding extra equipment later, without loss of initial investment!
- Compact engineering requires less than a foot of space for the "brains" of the system!

Where larger systems are required, ask for facts on Kellogg Select-O-Phone, KMG or K7A1



KELLOGG SWITCHBOARD AND SUPPLY CO.
Commercial Products Division—Dept. A68
6650 S. Cicero Avenue, Chicago 38, Illinois
A Division of International Telephone and Telegraph Corp.

MULTIPURPOSE TOOL
sets fasteners and drills concrete

The *Sure-Set R-360*, here being used as a drill, is also designed for hammer-in fastening work, thereby eliminating one



tool from the workman's kit. To convert the new tool, the drill bit is removed and replaced with a fastener which can be driven directly into such hard materials as concrete, cinder block, mortar, or thin steel. Priced at \$12.95, the *Sure-Set* weighs one pound and sets studs as well as non-threaded fasteners.

Manufacturer: Ramset Fastening Systems, 12117 Berea Rd., Cleveland, Ohio.

MIDGET DITCHER
marketed for fast, light yardwork

The *Model C Ditch Witch*, a bantam-sized trenching machine for installing underground wiring, lawn sprinkler systems, water lines, etc., is powered by a 7 horsepower air-cooled gasoline engine and digs a 3, 4½, or 6 inch trench to depths up to 2 feet. Trenching speed: about 4 feet per minute. Completely mobile and self-pow-



ered, the machine is easily handled by one man, is small enough (width: 3 feet, 4 inches) to go through standard yard gates, and is reportedly light enough (600 pounds) not to damage turf. Cost: \$625.

Manufacturer: Charles Machine Works Inc., 608 Birch St., Perry, Okla. **END**



1930

28 years of Walking Safety
... with ALUNDUM AGGREGATE
and still going strong!



1958

Atlantic Avenue Entrance
South Station, Boston, Mass.

South Station, Boston is one of the country's busiest railroad terminals. Countless thousands upon thousands of travelers and commuters have gone in and out of this Atlantic Avenue entrance since these precast ALUNDUM Aggregate treads were made and installed 28 years ago by the DePaoli Mosaic Company. Their surface has not lost one iota of its non-slip effectiveness and wear has been insignificant as you can see by this unretouched photograph taken in April of this year.

The walking safety provided by these ALUNDUM terrazzo treads is just as positive in stormy weather when water and snow are tracked in from the street. And there are no grooves nor corrugations to cause tripping.

Catalog 1935F gives complete details about ALUNDUM Aggregate for terrazzo and cement — also in SWEETS.



NORTON COMPANY
WORCESTER 6, MASS.

ALUNDUM AGGREGATE for Terrazzo and Cement • ALUNDUM STAIR and FLOOR TILE



Elevator doors open automatically as car arrives



Doors stay fully opened as passengers enter



Doors never close prematurely to frighten passengers



Doors wait for last passenger to enter...then close immediately



THE KOPPERS BUILDING IN PITTSBURGH, PENNA. modernized its elevators which were installed in 1929 with Selectomatic operatorless elevators and Traffic Sentinel controlled doors. When in Pittsburgh, test ride these remarkably smooth Westinghouse elevators—and observe Traffic Sentinel in action.

HOW "COURTEOUS" CAN AN ELEVATOR BE ?

WESTINGHOUSE OPERATORLESS ELEVATORS WITH TRAFFIC SENTINEL[®] CONTROLLED DOORS PROVIDE AN AMAZING ANSWER

When Koppers Company, Inc. decided to modernize its Westinghouse elevator system to cope with increasing building traffic demands, they again selected Westinghouse equipment for their 12 elevators. The modernization provided for the newest Westinghouse Selectomatic operatorless elevators, as well as electronically controlled Traffic Sentinel doors.

Why operatorless elevators?—because operating costs are cut as much as \$7,000 per car per year.

Why Traffic Sentinel Doors?—because these are the most courteous elevator doors in the world. They work for passengers, not against them. They never "snap" at or frighten people. Door opening and closing is controlled entirely by passenger movement. Doors remain

open only as long as necessary—and close only when threshold is free and clear. It's all done electronically with Traffic Sentinel's "seeing eye."

If you're planning to modernize your present elevator system to meet today's heavier passenger traffic demands, the people to talk to are in your nearest Westinghouse Elevator Division office. They'll help you with any elevating problem relating to modernization or new building installations.

YOU CAN BE SURE...IF IT'S

Westinghouse



Hotel Americana is owned and operated by Tisch Hotels, Inc., Morris Lapidus and Leo Kornblath, Designers and Architects; Taylor Construction Company, Miami, General Contractors; Markowitz Bros., Inc., Mechanical Contractors;

George O'Mara, Mechanical Engineer. Boiler-burner units installed by Florida Fuel Oil Co., Miami. This luxurious hotel is located in the Bal Harbour section of Miami Beach, Florida.

Petro oil burners are chosen where only the finest can compete

What can a hotel achieve in luxurious living if its designers are allowed to apply the full resources of modern technology and art?

The answer can be found in the new Hotel Americana on the "Gold Coast" of Florida. This "Gateway to the Americas" can well be described as a small city of incredible beauty, graciousness and comfort. Its 475 spacious guest rooms and suites include 30 Lanai apartments, each with its own tropical garden, private entrance and patio. There is a whole series of fine restaurants and supper clubs, lounges and shops, and an

Olympic-size pool surrounded by cabanas and recreation areas.

Petro-powered heating plant

The enormous steam and hot water requirements of this lavish community are supplied by three boilers, fired by Petro rotary oil burners—chosen for their proved dependability. Petro burners are famed for their trouble-free firing of low cost heavy oils, and for their low maintenance costs. Models are also available for dual-fuel gas or oil firing.


For full information, please mail coupon.

Among the luxury hotels in the Miami area using Petro burners are:

- Hotel Americana
- Hotel Fontainebleau • Versailles
- Deauville • Dupont Plaza

Petro boiler-burner unit—a complete package, ready to go.

Includes Scotch boiler with forced draft firing system for oil, gas or gas-oil. Mounted on steel skids, with fuel, air and control systems installed and tested at factory. Requires little more than service connections.



PETRO

T. M. REG. U. S. PAT. OFF.


Makers of
quality heating
equipment
for over 50 years

PETRO, 2914 West 106th Street, Cleveland 11, Ohio
(In Canada, write to 80 Ward Street, Toronto, Ontario)
Please send catalog and specifications on Petro gas and oil firing units.


Name _____
Company _____
Address _____
City _____ Zone _____ State _____

NIBROC[®] Cabinets and Towels

**save wall space, improve washroom appearance
in new elementary school at Fort Scott, Kansas.**



ARCHITECTS: Williamson-Loebsack & Associates, Topeka, Kansas



"**N**IBROC's new recessed cabinet dispenser with receptacle has found much favor with our staff because it saves precious and expensive floor space and improves washroom appearance. It is simple and inexpensive to install and trouble-free," writes Victor H. Loebsack, Architect.

NIBROC RECESSED DISPENSERS load faster, hold more towels; are handsomely constructed of 22-gauge stainless steel. Dispenser and waste receptacle obtainable separately, for staggered installation. Wall cabinets available in white enamel, chromium plate or stainless steel.

NIBROC TOWELS—with perfect balance in absorbency, strength and softness—reduce waste and cut costs.

IT WILL PAY YOU to specify *Nibroc* Cabinets and *Nibroc* Towels when planning your next building. Look in the Yellow Pages under Paper Towels for nearest distributor. Or write Dept. UN6, Boston.

BROWN  COMPANY

General Sales Offices: 150 Causeway St., Boston 14, Mass.
Mills: Berlin and Gorham, N. H.

SEE SWEETS CATALOG for information about Nibroc Cabinets—wall, floor model and recessed.

Italic Styling



A NEW CONCEPT OF EXECUTIVE ENVIRONMENT



This magnificent furniture, the focal point of Italic Styling, opens new avenues of creativity to the designers and decorators of business interiors through its superb design, unlimited flexibility and broad selection of colors, materials and finishes.

To learn the full significance of Italic Styling in the furnishing and decorating of executive quarters, write for your full-color Italic Styling brochure.

GF Studios, Dept. C-12, Youngstown 1, Ohio.
Division of The General Fireproofing Company.

 *Italic Styling* BY GF STUDIOS

Facts about

BRICK

You'll find this specific data **valuable**, because with building costs up, the economic and structural advantages of brick curtain walls are **important**.

You get around **cost roadblocks** with brick facts.

You can give **factual** reasons why peace of mind and budgets should not be risked on experimental materials.

Central Institute for the Deaf
St. Louis, Mo.
Wm. B. Ittner, Inc., Architects



To help you with more specific information and your individual questions, the free services of trained specialists in brick and tile construction are available in every area. Contact your nearest SCPI office, or write directly to—

Structural Clay Products Institute

1520 18th Street, N.W.
Washington 6, D. C.

Chaney High School
Youngstown, Ohio
Scheibel & Shaffer, Architects

CURTAIN WALLS

Like many architects, you probably prefer to work with time-tested brick. You appreciate its natural esthetic graciousness . . . rich textures and versatility.

So for your file on curtain walls —here is a handy summary of the **10 Indisputable Benefits of Brick.**




SOUND INSULATION

Noise reduction is proportional to the logarithm of the unit weight of the wall.




INITIAL COST

Average clay masonry \$2.30 psf.
Metal skin \$6 psf.



COLOR AND TEXTURE

Modern clay masonry is available in unlimited colors, textures, glazes and forms.




DESIGN FLEXIBILITY

Flexible, adaptive structural clay units encourage individuality. Creativity finds expression in naturally colorful materials with unlimited textures or ceramic glazes.



MAINTENANCE

Brick stands up. "You don't have to hire maintenance crews the day you occupy."




WEATHER RESISTANCE

Properly built clay masonry offers a complete barrier to water, air, snow and dust penetration.




INSURANCE

In practically all areas brick masonry enjoys lower insurance rates, as well as building code advantages.




HEATING AND AIR CONDITIONING

The capacity insulation feature of clay masonry gives lower air conditioning costs than other walls having the same "U" value.



DIMENSIONAL STABILITY

Clay masonry is the most dimensionally stable exterior wall material. Won't warp, shrink or bend.



PREFABRICATION


Clay masonry is available in prefabricated units.




*a new dimension in
Roof Deck Construction*



Building: National Lock Co., Rockford, Ill.
Architect: Ragnor-Benson, Inc.



sound conditioning



The steady hum of motors, machines and mechanical vibrations can be greatly lessened when "sound bounce" is reduced. Tectum roof decks absorb sound as much as 85% for 3" material making busy plants more comfortable—better places in which to work. Tectum panels over exposed joist or beam makes an attractive interior ceiling without need for further finishing. Wood-toned, textured pattern is both attractive and durable; goes down fast, saves time and labor charges during erection. Tectum is now available in greater quantities than ever before. Ask for a complete file on Tectum for roof decks, sidewall and acoustical suspended ceiling usage, or see Sweets Architectural and Industrial Files.




Tectum CORPORATION

Newark, Ohio

Branch Offices in Philadelphia, Columbus, Atlanta, Dallas, Chicago, Beverly Hills, Seattle and Toronto,
with distributors in all leading areas. Factories in Newark, Ohio, and Arkadelphia, Arkansas.

Torroja's structures . . . Haussman's city plans




Double-curvature shell roof model for the Tachira Club, high above Caracas, Venezuela.

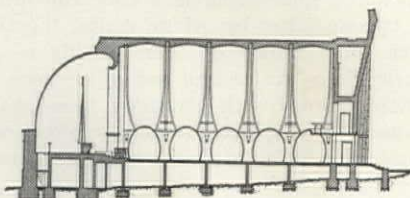
THE STRUCTURES OF EDUARDO TORROJA. *An Autobiography of Engineering Accomplishment.* By Eduardo Torroja. Foreword by Mario Salvadori. Published by F. W. Dodge Corp., 119 West 40th St., New York, N.Y. 198 pp. 8" x 11". \$8.50.

Eduardo Torroja y Miret of Spain is one of that top group of contemporary architect-engineers, including Nervi of Italy, Candela of Mexico, and the late Matthew Nowicki of Poland, whose bold experiments in concrete shell and steel suspension structures have sounded the freshest note for architecture's future. This book, profusely illustrated, with a brief and lively running text by the designer himself, is the first published review of Torroja's work, comprising 30 major structures selected by the author, beginning with the graceful, shell-roofed Madrid racecourse of 1935.

A grave man with a Picassolike head, as bald, strong, and lightly arched as one of his concrete shells, Torroja is a mighty worker in reinforced concrete. Founder



Ogival vaults, like seashells, in the Pont de Suert Church in the Pyrenees, follow the basic roof structure seen in section below.



and director of the famed Technical Institute of Construction and Cement at Costillares, he is a great builder who combines solid mathematics, engineering, and experiment with the lyrical creation of new forms. (Not all are architecturally successful, for some bear a trace of angular, ponderous provincialism.) His technical solidity is shown in a great range of dams, bridges, viaducts, and aqueducts over Spain. His lyricism runs in strong, curved lines through individual buildings ranging from the Madrid racecourse to the remarkably poised, double-curved, eggshell-shaped Tachira Club for Caracas, Venezuela, which was built in 1957. A fine series of churches and chapels culminates in the powerful, neo-Romanesque Pont de Suert Church in the Pyrenees (1952).


Torroja's humanistic commentary on these buildings covers the intuitive, analytical, and model-testing stages of their creation. Typically, he is proud of the fact that all of his early structures but one survived heavy bombardment in the Spanish Civil War. On the one that did not—Fronton Recoletos (1935), then the largest fronton court in the world—he comments wryly: "Had I to build it again, I should provide reinforcement ribs, but unfortunately they would be of little avail against the type of aerial attack that we may expect in the future."

THE LIFE AND TIMES OF BARON HAUSSMANN. By J. M. and Brian Chapman. Published by The MacMillan Co., 60 Fifth Ave., New York 11, N. Y. 262 pp. 5½" x 8½". \$5.

The authors of this biography of the great rebuilder of Paris during the time of Napoleon III have scrupulously maintained a position as historians, not critics; indeed, they disavow any attempt to assess Haussmann's work in terms of contemporary town-planning doctrines. But by simply telling the tale as it happened—and in particular the tale of the years 1852-69, during which time Haussmann transformed medieval Paris into the Paris we know—the Chapmans have written a startlingly contemporary account of city rebuilding. Here are all the conflicts between continuity and modernization, all the problems of slums at the city's heart, of relocation, of resulting economic segregation of the population, of subsidies gambled on future tax productivity, of parks successful and parks unsuccessful—problems as up-to-date as today's newspaper and next week's public hearing. Haussmann himself is a strikingly modern character; his close counterparts in energy, personality, prescience in some directions (and blindness in others) are to be found

continued on page 154

VERSATILE!



Floors, walls, doors, partitions, roofs . . . Union HONEYCOMB is going into practically everything in modern prefabrication. The kraft cores—bonded between sheets of metal, wood, hardboard, plastics, asbestos or fiberglass—make the lightest and least expensive construction "sandwiches" known. And one of the toughest.

Exceptional strength

Wall, floor and roof panels made of feather-weight Union HONEYCOMB can take 10 to 20 times the normal loads required of ordinary frame construction.

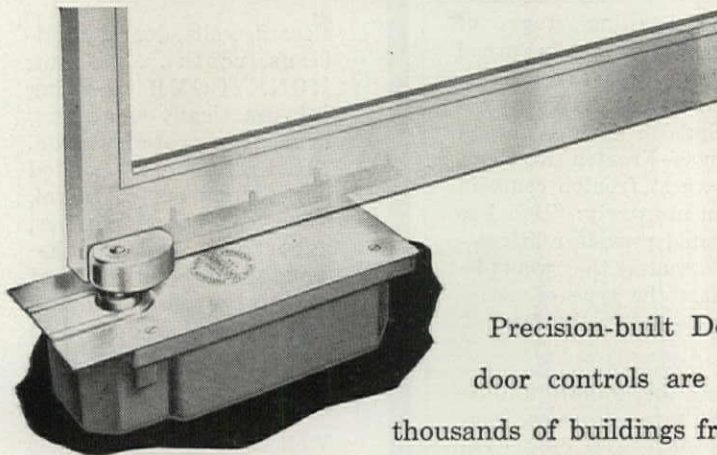
Write for new, informative booklet AF-1. It describes Union HONEYCOMB's many applications and advantages.



Positive Door Control is a MUST
where there's heavy traffic




use **DOR-O-MATIC**
CONCEALED IN FLOOR
Manual Door Controls



Precision-built DOR-O-MATIC door controls are at work in thousands of buildings from coast to coast . . . providing vital positive door control under even the heaviest traffic conditions. Designed for long service and complete adaptability to contemporary design and function, there are 31 models to choose from . . . one for every type door in any kind of building. Write for detailed information.

DOR-O-MATIC INVISIBLE DOR-MAN for completely automatic door controls—available in either carpet or handle actuated models

SEE OUR CATALOGS IN SWEET'S



Sales and Service in principal cities—see Yellow Pages of your phone book

6916



DOR-O-MATIC division of REPUBLIC INDUSTRIES, INC.
7356 West Wilson Avenue
Chicago 31, Illinois

CANADA: Dor-O-Matic of Canada, 550 Hopewell Avenue, Toronto 10, Ontario
EXPORT: Consultants International, Apartado 21397, Mexico 7, D.F., Mexico

among our city rebuilders today. His and his city's problems of rebuilding throw a curiously candid sidelight on many of today's dilemmas; a story which would have seemed quaintly remote 20 years ago, today offers compelling and pertinent insights.

BUILDING FOR INDUSTRY. An Architectural Record Book. Published by F. W. Dodge Corp., 119 West 40th St., New York, N.Y. 309 pp. 9" x 11¾". Illus. Indexed. \$9.75.

For those interested in the quality of the city's architecture—and architecture is the city—the fact remains that a building is usually only as good as its designer, and the fate of the new building rests firmly with the artist-architect. He, in turn, is dependent upon an enlightened or open-minded client. Because we live in a society where practical men of affairs distrust art and consider scientific efficiency the ultimate good, it has been a simple, profitable and esthetically disastrous process to discount the artist-architect and to reduce the art of architecture to a commercial operation.

The result has been a growing series of sizable, superficially impressive, second-rate copies of less-than-first-rate buildings. Most of these cannot be called architecture at all—if we understand it as one of the major arts—since their appearance is largely the result of accident, expediency, economics, and the inevitable march of industrial advance. They are economically "styled" rather than architecturally designed. The justness and sensitivity of their structural and decorative proportions—criteria of the great architecture of any age—are often ill-considered, if they have been seriously considered at all.

ARCHITECTS' YEARBOOK 8. Edited by Trevor Dannatt. Published by the Philosophical Library Inc., 15 East 40th St., New York, N.Y. 223 pp. 7¼" x 9¾". \$10.

Like its predecessors, the 1957 *Architects' Year Book 8* is a collection of well-illustrated articles on current problems of architecture and city planning. The present volume contains an excellent article by the Smithsons on "The Aesthetics of Change" (a matter of special interest to American readers); an authoritative piece on the *Art Nouveau* architect, Victor Horta, by Edgar Kaufman, which re-evaluates Horta's role as the interpreter of Viollet-le-Duc's principles; and a good survey of "The Court House Concept" by Ian McHarg. But what makes this volume unusually interesting is a rare reprinting of two speeches by Alvar Aalto, together with photographs of some of his recent work. Since Aalto has not often been on written record with his views, these statements by the great Finnish architect will please and fascinate his many admirers.

continued on page 156



Coal scores with Notre Dame

University power plant burns coal for modern steam generation

Building expansion had put a strain on the power plant at the University of Notre Dame, South Bend, Ind. After careful study—by the firm of Albert Kahn Associated Architects and Engineers, of Detroit—a decision was made to modernize coal-fired steam facilities and add power generating equipment. Maximum efficiency is achieved through automatic combustion control and complete instrumentation. Today steam is generated *economically*. Another result of these innovations has been the *cleanliness* of operation

... making Notre Dame's power plant a model of good housekeeping.

Consult an engineering firm

If you are remodeling or building new power facilities, consult a qualified engineering firm. Such concerns—familiar with the latest in fuel costs and equipment—will effect great savings for you in efficiency and fuel economy over the years.

Facts you should know about coal

Not only is bituminous coal the lowest-cost fuel in most industrial areas, but

up-to-date coal burning equipment can give you 15% to 50% more steam per dollar. Today's automatic equipment pares labor costs and eliminates smoke problems. And vast coal reserves plus mechanized production methods mean a constantly plentiful supply of coal at stable prices.

For free booklet "Guide Specifications for Typical Low-Pressure Commercial Heating Plant" or for technical advisory service, write to the address below.

BITUMINOUS COAL INSTITUTE • Department AF-06 • Southern Building • Washington 5, D.C.



Ramset speeds erection of two-story "piggy-back"

Thanks to curtain-wall construction and RAMSET® fastening, there was no need to reinforce the understructure of this new Denver office building. Using RAMSET, two new floors went up in three weeks *without disturbing the tenants in the lower eight floors!*

The speed, quietness and portability of RAMSET helped to make this "piggy-back" operation a success.

RAMSET operators are able to move

fast because they have no power lines or bulky equipment to slow them down. One-hand operation makes for faster, safer work. Fasteners and charges are conveniently carried in a pocket. There is no time wasted drilling. Holding power exceeds old-style fastening methods.

Call your RAMSET dealer (listed under "Tools" in your phone book). He's an expert on fastening to steel and concrete.

T. J. Moore, architect; K. C. Construction Supply Co., curtain wall contractor; Neal Electric Co., electrical contractor; Bell Plumbing & Heating Co., plumbing contractor.



Ramset Fastening System

WINCHESTER-WESTERN DIVISION
OLIN MATHIESON CHEMICAL CORPORATION

12157-D BERE A ROAD
CLEVELAND 11, OHIO

THE NEW SCHOOL. By Alfred Roth. Published by Frederick A. Praeger, Inc., 15 West 47th St., New York 36, N. Y. 279 pp. 10" x 7". Illus. \$11.50.

Since the appearance of Alfred Roth's exciting first New School volume, published some ten years ago, the principles of the progressive "play school" have gained wide acceptance and, recently, some rigorous criticism. However, just that criticism may be, and however dated some of the author's educational criteria may seem, the purpose of Roth's second volume, to spread the good news of architecture's profound relevance to education, will be applauded by all readers. And his effort to package this purpose in a trilingual book (English, German, French), illustrated with numerous pictures and plans of admirable new schools, is also praiseworthy. However, his publishers might better have given the illustrations more ink and more imagination.

HOUSING: A FACTUAL ANALYSIS. By Glenn H. Beyer. Published by The Macmillan Co., 60 Fifth Ave., New York 11, N. Y. 355 pp. 6 1/4" x 9 1/2". Illus. \$8.95.

This excellent little book covers the entire field of housing. It is brilliantly concise, well written, and concludes with a well-directed pitch for coordinated research in housing. A minor regret is that the illustrations are printed so muddily that it is hard to tell "good" from "bad."

NOT WITHOUT HOPE. A Report and Recommendations on Family Relocation by the Committee on Housing, Community Service Society of New York, 105 East 22nd St., New York 10, N.Y. 96 pp. 6" x 9". 75 cents.


Cloaked in the cool tone of a report, this is a modern horror story, a hair-raising rattling of one of the skeletons in the closet of the New York Housing Authority. It seems that sites condemned for housing projects, from which tenants are moved, are then sometimes used, until demolition starts, as temporary reservoirs for families dislocated from other sites where demolition has begun. Into these reservoirs a hell of vandalism, rats, instability, and deterioration are shunted the Authority's worst "relocation problems." This is an examination of 138 such families, some of whom had been shunted from one site to another many times, and of the means by which permanent housing was found for 119 of them. The recommendations add up to a plea for more effort, more relocation staff, and more plain human decency on the part of a housing empire, together with a recommendation for a thorough study of present federal limitations and local policies on public housing eligibility. "There is considerable doubt" concludes the report in a piece of notable understatement, "whether [the present procedures] provide the best way of accomplishing the goals of public housing."

END




Which way is best to air condition a building?

Every building poses different problems. Take the refrigerating machine, for example. Where should it be located? What kind of power is available? How much tonnage do you need? Carrier builds every type of refrigeration for air conditioning. Two of the many types are shown below. Each provides unique advantages under special conditions. Each has been proved practical and dependable in installation after installation. For complete information about them, call your nearest Carrier office. Or write Carrier Corporation, Syracuse, New York.



If you have low-cost electric power, the new Carrier Hermetic Centrifugal Refrigerating Machine offers unmatched advantages. It's the only hermetic with such advanced features as refrigerant-cooled motors through the entire capacity range, hydraulic powered capacity vanes, and electronic controls for completely automatic operation. Its compact design and light weight minimize space and structural requirements. In 28 sizes—90 to 1100 tons. Other Carrier Centrifugals up to 4000 tons. For smaller buildings, there are "packaged" Carrier Reciprocating Water Cooling Machines from 3 to 200 tons.



If you have low-cost steam, the best way may be a new Carrier Absorption Refrigerating Machine. It cools with heat energy derived from low-pressure waste steam or hot liquids to cut costs. Operates automatically at the push of a button. Follows fluctuating loads electronically from full load to zero capacity. It's safe—with water the refrigerant, a simple salt the absorbent. And it's so compact and vibration-free you can locate it wherever there's room to spare—on the roof, in the basement or anywhere in between. In thirteen sizes with cooling capacities ranging from 60 to 700 tons.

Another "first" from **Roddis**

NOW...a flush veneered C-LABEL fire door!

Now architects can get all the beauty of a flush veneered wood door . . . ¾ hour Underwriters approved . . . with Light Openings as large as 30"x40". Every door guaranteed for the life of the installation.

From the advanced door research program of Roddis comes another development of importance to America's architects—

Roddis now makes available, for the first time in the industry, an all-wood, flush veneered, ¾ hour fire door. It's the new Golden Dowel C-label Fire Door!

For use in interior walls of corridors, or for room partitions, this C-label door gives you all the richness and beauty of a wood veneered door . . . plus excellent fire protection . . . at a considerable savings over the more costly B-label door.

The core of this amazing new door is made by a patented Roddis process. Special, fire-proofed wood

particles are bonded with a waterproof, thermo-setting resin under heat and pressure. Then each side is faced with two-ply veneer panels. This exclusive construction has earned the C-label classification from the Underwriters' Laboratories.

What's more, you can have larger light openings with the Golden Dowel C-label door than are possible with a B-label door. Vision openings up to 1,200 square inches have been approved by Underwriters for this new door. And Roddis will cut them and supply the complete panel assembly for you. (Standard sizes, 30"x40", 30"x36", 24"x36", 18"x30", 8"x12", 10"x10".)

You enhance your designs, assure protection and lower costs for your clients when you specify the new Roddis flush veneered, C-label Fire Door. And remember . . . the GOLDEN DOWEL means "guaranteed for the life of the installation".

For complete details and specifications send coupon below.

COMPLETE CUSTOM PRE-FINISHING! from the prime-and-seal coat to the final finish coat

For maximum factory-to-installation protection, finer end results, you can specify your Roddis Doors *primed and sealed* at our factory before shipment. Roddis' new, automated production line applies a special synthetic resin sealer to the double-sanded, dust-free doors. After drying, the doors are sanded again to emerge with a tough, smooth undercoat that assures a perfect on-the-job finish application.

Completely pre-finished doors are also available. You can specify doors finished in color tones to match any of the 9 woods in the Roddis Craftwall paneling line . . . or to match your own color sample.

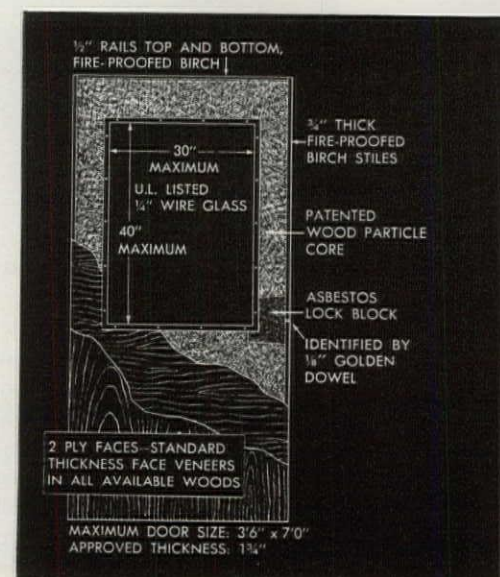
ONE SOURCE FOR ALL YOUR WOOD DOOR NEEDS

High standards of workmanship and beauty over the years have established famous Roddis Doors as first choice among architects and builders. Choose from the most complete line of wood doors in the field . . .

HOLLOW CORE

**B and C-LABEL FIRE DOORS
SOLID CORE X-RAY**

INSTITUTIONAL





BEAUTY...STRENGTH...PROTECTION

Construction of new Golden Dowel C-label Fire Door includes patented, fire-proofed wood particle core of exceptional strength and stability. Asbestos lock block marked with Golden Dowel. 2-ply faces in standard thickness face veneers. Wide choice of first grade woods. Light openings up to 30"x40". ¾-hour protection approved by Underwriters' Laboratories.

**RODDIS
PLYWOOD
CORP.**

Marshfield, Wis.
Dept. AF-658

Please send complete information on new Roddis Golden Dowel C-label Fire Door.

NAME _____


FIRM _____

ADDRESS _____

CITY _____ STATE _____

MODERN DESIGN CALLS FOR VERSATILITY

... As a Decorative, Structural and Functional material, Irving Grating offers a wide variety of architectural applications in all types of structures.



Curtis Hall, Temple University, Philadelphia

Nolen & Swinburne, Architects


As unusually light and transparent appearance is achieved in this new 4-story classroom building by the extensive use of IRVICO type CC pressure-locked aluminum grating as sunshades. These help reduce air-conditioning costs and help control sky glare. They also serve as window cleaning walkways.

Angell Hall, University of Michigan

Kahn Associated Architects and Engineers, Inc.

Vestibule mats of Irving grating prevent excessive grit, mud and wetness from being tracked into corridors of public structures, office buildings, schools and the like.

Grit, rain, snow and slush drop through the open-mesh grating to receptacles below which can then be flushed into sewers. Thus a clean entrance is always assured, and the cleanliness of the interior is in turn preserved.



Capital Building, Waikiki, Oahu, Hawaii

Wimberley and Cook, Architects

Beauty and utility are combined in the balcony railing around the second floor of this new office and retail store building through the use of IRVICO type AA.

"A
FITTING
GRATING
FOR
EVERY
PURPOSE"

Consult local classified telephone directory in principal cities for nearest Irving Sales Engineer (or request AIA No. 14P20 directly).



What other people are saying

CURTAIN WALL ESTHETICS

In the hands of competent designers, the curtain wall can bring serenity, harmony, and repose to the streetfront. But too few architects are trying to achieve this, according to Ada Louis Huxtable, architectural author and critic, in a recent issue of the New York Times Magazine:

As for the fear of monotony and uniformity raised by the increasing use of the curtain wall, one may ask: Is the present visual chaos of our cities really better? Can we actually prefer the incompatible and elaborately ugly edifices with which we have lined our streets in the past 50 years? Great buildings are few and far between. Architecture is a background for life and, except for the isolated monument, should offer serenity, harmony, and repose. This was the aim of the planned Renaissance city, with its "monotonous" uniform cornice lines and deliberately "repetitious" windows, and of the eighteenth-century city, which we still admire so unreservedly, and which again depended on the "uniformity" of symmetrical façades.

Curtain-wall construction, properly designed and executed, could deliver us from the present anarchy and return us to this perennial ideal. Nor is it any more reasonable to suggest that mass production of building parts (the logical aim of the curtain wall) must result in inescapable monotony. This kind of architecture is potentially less limited in the richness of its effects than was the familiar and beloved classical style, where the architect was required to design within the restrictions of a carefully defined vocabulary.

Character is not lacking today, only ornament in the traditional sense. The ornament that was desirable for masonry façades—which, as a material, offered little decorative effect in itself—becomes an out-of-scale anachronism when applied to the curtain wall. That contemporary design is intrinsic, rather than applied, makes it no less rewarding to the eye.

Only the architect can save us from the fate-worse-than-monotony, and he's going to have a fairly rough time. In the final analysis, the success or failure of the new buildings depends to a surprising degree on the taste and talent of the designer. There has been no bigger or more responsible job in the history of his profession, and history will provide him with no answers, for the task involves unprecedented problems in both structure

and design. He is sitting on an architectural hot seat, and it is no wonder that he occasionally seems to want to run and hide.

It is easier, for example, to blame the zoning laws for poor design than to admit the possibility of artistic error, for these rigid regulations that govern the size and shape of New York's buildings by requiring setbacks above certain heights, for light and air, undeniably determine the unfortunate layer-cake form of most of our commercial construction. Another popular refuge is the constant necessity to cut costs, although it is no secret that a successful building can be designed on a limited budget.

All of this makes it possible to skirt around the basic issue: the free, creative choice which every architect must exercise within the specific limitations that vary with the job. Many architects treat this part of their work as if it were something slightly shady, putting their solutions safely beyond criticism by ascribing them to purely practical factors. They speak of curtain wall construction, not as an instrument of creative design, but as a kind of automatic technological cure-all.

RENEWAL AND GROWTH


In a talk before a recent conference of the National Association of Housing and Redevelopment Officials M. Carter McFarland, acting assistant administrator of HHFA, discussed the influence of city redevelopment on the U.S. economic growth. McFarland is acting assistant administrator of the Housing and Home Finance Agency.

Let us explore a little the relationship between urban renewal and our nation's economic growth and development. Viewed generally, our economic system is the device which we use collectively to create useful goods and services and to distribute them. We think we are making good progress when the net productivity of our system increases by 3 per cent a year.

Generally, we improve our productivity by improving the skills of our working force and by providing them with better tools and facilities which will make it possible for them to produce more with the same amount of effort. A machine is a capital improvement. So is a house, a school, or a park, in the sense that they are an investment which increases services and satisfactions.

To what extent does urban renewal con-
continued on page 162

OF ALL CEILINGS: The first . . .



to be developed exclusively for today's service-filled corridors is the SIMPLEX wall-hung acoustical ceiling. It spans 8 feet without vertical support and its easily removed, long spanning panels permit 100% access to all services.



The most economical . . . for kitchens is the SIMPLEX aluminum acoustical ceiling. Its all aluminum construction never deteriorates—even under severe moisture conditions—never needs repainting and stays new looking with a minimum of maintenance. It pays for itself.



Hospitals . . .

such as this Coney Island New General Hospital in Brooklyn, N. Y. use SIMPLEX ceilings extensively in kitchens and corridors (226,000 sq. ft. used here). Architects: Andrew J. Thomas and Katz, Blumkrantz, Stein & Weber.

Send for booklets with details, photographs and "specs" to Simplex Ceiling Corp., 552 W. 52 St., New York 19, N.Y.

SIMPLEX

Ceiling Corp.

552 W. 52 St., New York 19, N.Y.

Please send me booklet on corridor ceilings.

Please send me booklet on kitchen ceilings.

Name


Firm

Street

City Zone State



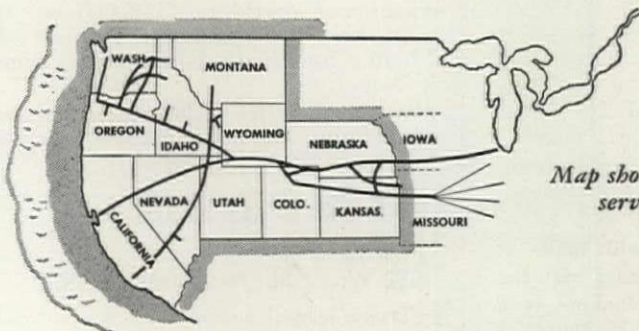
*It's OUR business
to help YOUR
business*



We realize that any concern seriously considering building, or otherwise acquiring an additional plant in a new area, has in mind certain definite requirements.

We have up-to-date factual information on available sites in the western states which we serve. In short, we're in position to help you decide on a new location if you will advise us as to your requirements.

Contact us direct, if you wish, or get in touch with your nearest Union Pacific representative.



Map shows the vast western area served by Union Pacific.

INDUSTRIAL DEVELOPMENT DEPARTMENT
UNION PACIFIC RAILROAD
OMAHA 2, NEBRASKA

tribute to our economic growth and development? While it is not easy to measure specifically, urban renewal's contribution is very great.

First, urban renewal contributes to economic growth because it is essentially a process of investing part of the nation's resources in capital goods that do improve our wealth and our standard of living.

Second, urban renewal has a direct effect on economic growth by making more efficient and productive the urban organism which is where a high proportion of our nation's production, exchange, and consumption is performed.

Third, it is an economic axiom that our free market system works better and more efficiently in the distribution of goods and services when consumers are better informed and have more knowledge of and access to alternative choices. Viewed from this standpoint, urban renewal contributes to economic efficiency by making possible a rational and well-organized downtown area to which a greater number of consumers have free access to a greater number of alternative choices of goods and services.

GOOD TASTE

The late Christian Dior in a brochure prepared by the San Francisco Museum of Art set forth his rules of good taste:

Each country has an individual expression, but the rules of good taste are the same the world over—though the expression of the individual country often affects the final result, the underlying criteria apply everywhere. Whether you are designing a dress, a house, a motorcar, a fabric, a shoe, or a tiara, the rules of good taste are the same: simplicity, a sense of color, the refinement of details.

THE MODERN CHURCH


Because the church today is in the process of rethinking its themes, its symbols, and its needs, the architect has difficulty in knowing how to design a modern church. "Make it beautiful" is the simple and timely advice of Dr. Theodore A. Gill, managing editor of Christian Century. This was his plea to church architects assembled at a recent joint conference of the Church Architectural Guild and the National Council of Churches.

We ask you only to build beauty. In honesty and truth to build beauty. Impatient with the parochialisms that have long been mistaken for revealed truth and the patterns that have long been confused with holiness, we want you now to think and feel and imagine your way down through all these to the truth below that it may well up in your creations.

We in theology ask you in the arts to
continued on page 164

Automatic Door Openings Rate Consideration of Store Planners

An important part of any store front is the door openings. Make them automatic and you get functional efficiency *that is good for business*. Where store doors are operated automatically by **STANLEY MAGIC-DOOR** controls, customers find shopping easier and more pleasant . . . so that's where they do business.



In the complete **MAGIC-DOOR** line, the controls most suitable for the operation of store entrance doors are **STANLEY MAGIC-DOOR** carpet or photoelectric controls. Because of the growing trend toward more colorful store entrances, **STANLEY MAGIC-DOOR** carpets are available in a range of weather-fast, traffic-resistant colors.

MAGIC-DOOR operators may be visible or concealed overhead or in the floor. *They meet every architectural requirement of space and appearance.*



When planning automatic door openings for tomorrow's stores, remember that **MAGIC-DOOR** has been the leader in the field for a quarter of a century. Write for complete information and the address of your **MAGIC-DOOR** authorized representative.



. **STANLEY** **MAGIC-DOOR Controls**

Design functional efficiency into your store plans by including automatic door controls. And in making your selection *look to the leader in the field . . . STANLEY MAGIC-DOOR*. **MAGIC-DOOR** controls are products of a quarter-century of experience. In thousands of installations, they have proved dependable.

Call on the authorized **STANLEY MAGIC-DOOR** Representative for ideas and technical planning assistance at the planning stage.

For immediate information, see Sweet's Architectural File or write for A.I.A. File No. 16-D to Magic Door Sales,


The Stanley Works, Dept. F, 1005 Lake Street, New Britain, Conn.

Sales and service representatives throughout the United States and Canada.

AMERICA BUILDS BETTER AND LIVES BETTER WITH STANLEY

STANLEY

This famous trademark distinguishes over 20,000 quality products of The Stanley Works—hand and electric tools • drapery, industrial and builders hardware • door controls • aluminum windows • metal parts • coatings • steel and steel strapping—made in 24 Stanley plants in the United States, Canada, England and Germany



Does it have a jeweled Master Clock movement?

How long will the Master Clock operate *accurately* (without batteries) during periods of power interruption?

Do secondary clocks complete *both* hourly and 12-hour correction cycles in just one minute?

Are classroom signals corrected to schedule immediately after a power interruption?

One channel is usually allocated to clock supervision. How many channels does that leave for *program* signals?

Are *all* components pluggable for ease of maintenance?

| STROMBERG | Choose any other system and compare |
|-----------|-------------------------------------|
| Yes | [] |
| 72 hrs. | [] |
| Yes | [] |
| Yes | [] |
| 6 | [] |
| Yes | [] |

Stromberg's new Electronic Time System is a product of the laboratories of one of the largest clock manufacturers in the world—**YOUR GUARANTEE** of performance, quality and dependability.

For complete details, write:

Stromberg



SUBSIDIARY OF GENERAL TIME CORPORATION

TIME CORPORATION

Thomaston, Connecticut

Sales & Service Offices throughout the U. S. A.

join us as we drill down through 2,000 years of cultural overlay to the reality that we have bet is there. Your earnestness in this is far more important to us now even than your familiarity with creeds and symbols. The French Roman Catholics say as much when they declare that an atheist artist who will create honest new beauty for the church is far more important to them than a pillar-of-the-church artist who just hacks out his repetitive jobs. Paul Tillich says the same thing when he claims that there is more Christian truth in the leg of a chair by Van Gogh than in a whole gallery full of Madonnas by Murillo.

The fact is that we are in a fix on our specifics, our classic Christian symbols. They are almost all in flux. To use them too explicitly today could make embarrassing anachronisms of all that we build. If you can't be such blithe symbol-users any more, maybe now you can be symbol-creators. Why not toss up to the church some new signs and images for its self-understanding? It has been done before, I am sure. The much used and abused A-frame that you have given us was a structural principle long before it was a theological symbol of the tent for sojourners in the earth.

We need you. We need your imagination. You are free artists. Don't let the bookish men of the church seal you into old images. Symbols are your business even more than they are the theologians'. So produce them. The tethering facts and faith that bind you to each new church construction have never been more elastic than now, so let the fancy fly and sweep its wider circles. Don't try so blooming hard to remember and to think. Things get too "sicklied o'er" that way. Don't worry so hard about the formalists you have to serve. In a tradition with the length and breadth of the church's, there is no shape you can come up with that couldn't in a pinch be related somehow to some person, place, or thing in the tradition. And don't worry about going out of bounds. A religion that can make a criminal *cross* its sign of glory can hardly be surprised or affronted by any symbol you will suggest. So dream and dare.

The church nor anyone else has anything to teach you about that. But your imagination—your risking, failing, trying again, succeeding imagination—this we miss and would invoke. That imaginations have sometimes been inhibited by the church that now makes the plea we know full well. Not for a moment do we forget those committees and budget repressions. I promise you that we who know your creative value to the whole church will do what we can at the committee end of things to give you scope.


But do you now dream, and catch the dream, and challenge us to its building.

Comparison test of crack
resistance of four most
common types of reinforced
plaster corners

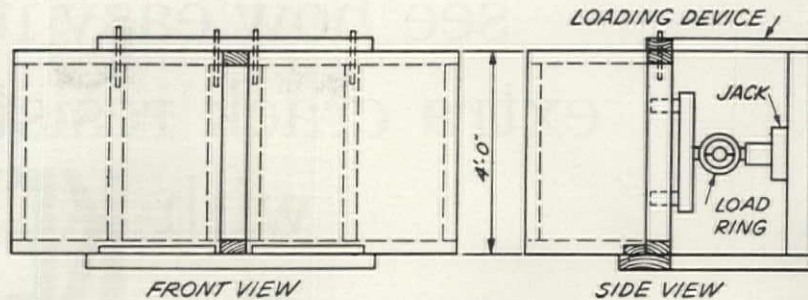
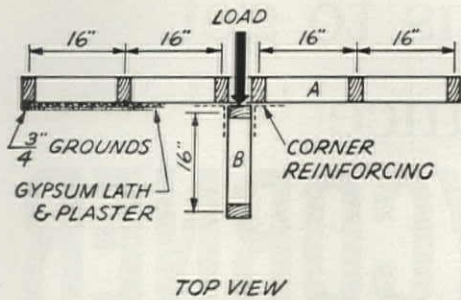
*with New KEYCORNER,
you can almost double
crack resistance,
tests reveal*

[See next page for digest of test report by
Research Foundation, University of Toledo.]

how crack resistance of plaster corners was tested



A series of tests on crack resistance of plaster corners was recently completed by Edwin L. Sazer, Professor and Chairman, Civil Engineering Department, Research Foundation, University of Toledo. Here you see the design of the test specimens, and the assembly of the testing equipment.



Wall section A and wall section B held together only by plaster and the embedded reinforcing fastened to the gypsum lath by a few light staples.

Test panels were built so that a measurable force could be applied to the test panel so as to produce direct stresses on the reinforced corners of the specimens.

These specimens consisted of two parts: one, a section of wall 48 inches high and approximately 70 inches long; the other, a similar section, but only 16 inches long.

The construction of the frames and studding, as well as application of gypsum lath, complied with F.H.A. recommended practices.

These two sections were aligned in the shape of a "T" and were

held together only by the plaster and the embedded corner reinforcing. The corner reinforcement was fastened to the lath by a few light staples before application of the brown coat.

At the juncture of the two sections, openings were provided so as to permit the application of loads which forced one section away from the other, thus bringing about a severe cracking tendency at the two interior corners.

Load was applied through a precision screw jack having a capacity of 10,000 pounds, and was

measured by a 6,000 pound capacity proving ring having a sensitivity of 5 pounds.

The magnitude of the load required to produce the first crack was the criterion for evaluating reinforcing. However, all tests were carried beyond this point in an effort to gain some measure of the ultimate capacity of each material. As it turned out, it was not possible to ascertain maximum strength because the specimens failed in some way first, namely pulling the gypsum lath loose from the studding.

here's what tests reveal

Based upon these tests it is concluded that KEYCORNER lath when embedded in gypsum lath and plaster angles provides better than 1 $\frac{2}{3}$ to almost two times as much resistance to cracking than any of the other materials tested:

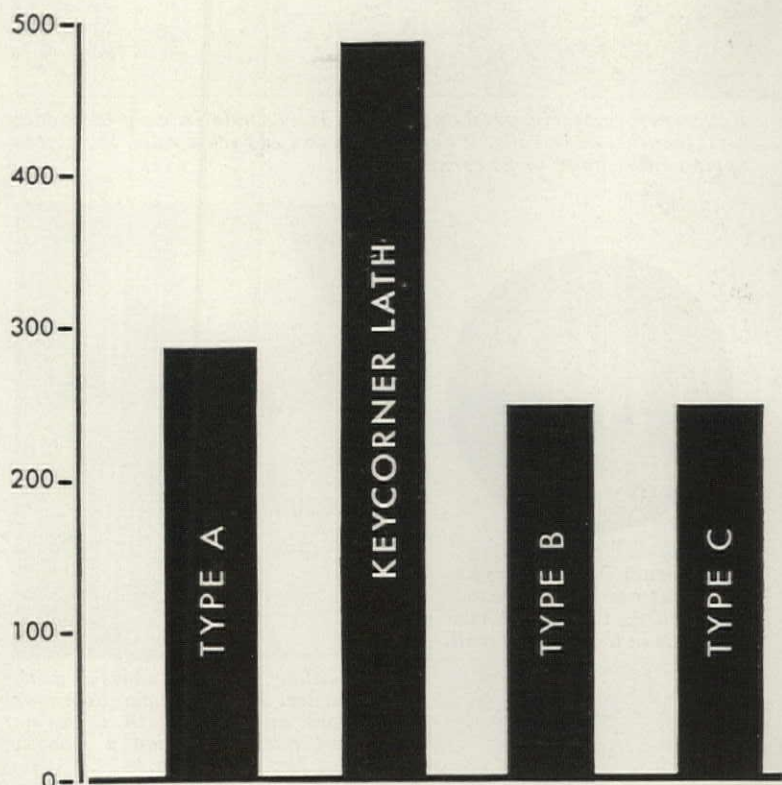
1 The results make it obvious that Keycorner imparts a strength when embedded not present in any of the other products tested.

2 The open mesh design of Keycorner does not impair the bond of the plaster to the lath.

3 The design of the welded wire product imparts only enough strength when embedded to resist cracking up to about one half the loads of the Keycorner design.

4 Reinforcing angles made from 21 ga. wire lath greatly reduce the bond strength between the plaster and the lath under the reinforcing and when embedded resist cracking up to about one half as much load as Keycorner.

5 Even though heavier and with wider flanges, the design of the 3" x 3"—2.5 pounds expanded metal lath cornerite imparts only enough strength to a gypsum lath and plaster angle to carry 59% as great loads, without cracking, as Keycorner lath.



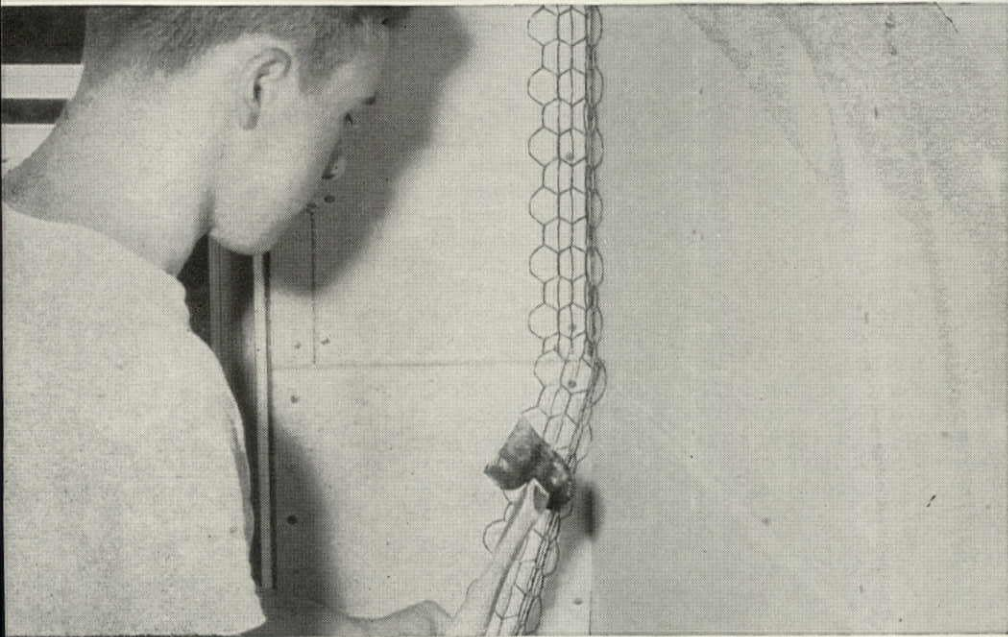
This chart records the results of KEYCORNER, plus those of the other commonly used types of reinforcement tested by Saxer.

They included 3" x 3"—2.5 lb. metal lath cornerite; 2" x 2"—18 ga. welded wire cornerite; 2 $\frac{1}{2}$ x 2 $\frac{1}{2}$ meshes—21 ga. galvanized wire.

Load Test Data

| Type | 1st | (Load Lb.) First Crack | | Type | 1st | (Load Lb.) First Crack | |
|------------------------|---------|------------------------|---------|--------|---------|------------------------|---------|
| | | 1st | Average | | | 2nd | Average |
| Type A | 1st | 300 | 288 | Type B | 1st | 250 | 250 |
| | 2nd | 275 | | Type B | 2nd | 250 | |
| | Average | 288 | | Type C | 1st | 250 | |
| 2"x2"—19 ga. Keycorner | 1st | 475 | 488 | Type C | 2nd | 250 | |
| | 2nd | 500 | | | Average | 250 | |
| | Average | 488 | | | | | |


see how easy it is to get
extra crack resistance
with **KEYCORNER**



Keycorner comes in preshaped form. It is made in easy-to-handle 4-ft. lengths, or in rolls. When lengths are cut from rolls, the pieces spring into shape to fit corners.



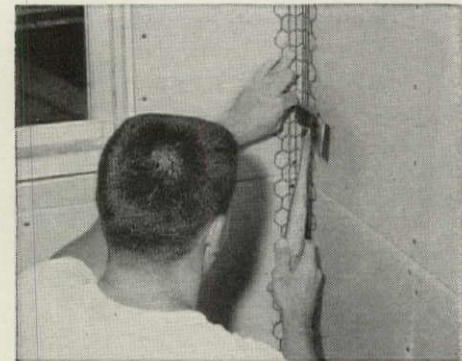
Four-foot lengths are packed in strong cartons, 1000 ft. per carton. This assures delivery to the job in good condition. Rolls are tight and compact to stand up under normal job abuse.



Keycorner is galvanized to prevent rusting before use, as well as to prevent rust streaks in the finished wall.



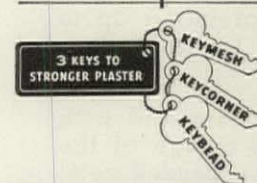
Use either nails or staples with Keycorner. For use over doors or windows, or as strip lath, it can be pressed flat to provide a smooth surface for plastering.



Keycorner is precision shaped to assure proper embedment in the plaster for maximum reinforcing value. It is easy to lap without interfering with plastering.

SPECIFICATIONS

| Wire gauge | 2'x2"-4' lengths | Shipping wt. per package |
|------------|-------------------------|--------------------------|
| | Lineal feet per package | |
| 19 | 1000 | 65.5 lbs. |
| | 4' wide x 500' rolls | |
| 19 | 1000 | 65 lbs. |



Keystone Steel & Wire Company
Department AF-68
Peoria 7, Illinois

Please send me test report on Keycorner.

Name _____

Firm _____

Business _____

Street _____

City _____ State _____

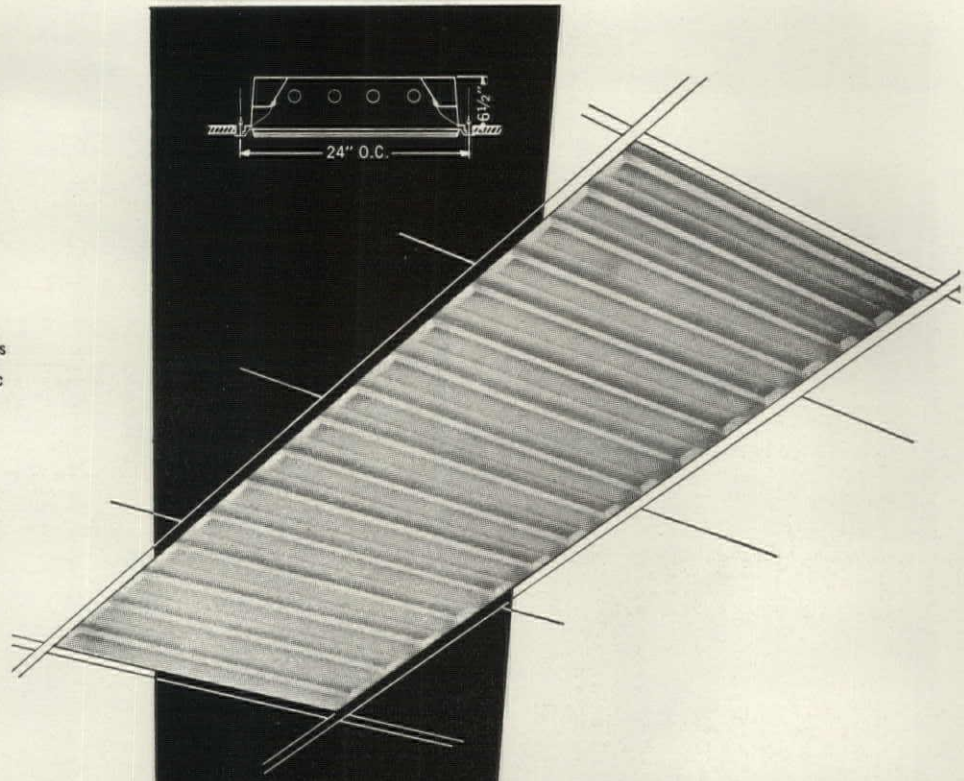
Keystone Steel & Wire Company

Peoria 7, Illinois

Keymesh • Keycorner • Keybead • Keyweld
Keystone Nails • Keystone Tie Wire
Keystone Furring Nails • Concrete Nails

THESE AUTHORIZED DISTRIBUTORS CAN HELP YOU SOLVE YOUR LIGHTING PROBLEMS

- ALABAMA**
Birmingham: Mayer Elec. Sup. Co.
- ARIZONA**
Phoenix: Brown Wholesale Elec.
- CALIFORNIA**
San Francisco: California Elec. Sup. Co.
- COLORADO**
Denver: Central Elec. Sup.
- CONNECTICUT**
Bridgeport: B. M. Tower
Hartford: Beacon Light & Sup. Co.
New Haven: Grand Light & Sup. Co.
New London: United Elec. Sup. Co.
Stamford: Marle Co.
- DISTRICT OF COLUMBIA**
Maurice Elec. Sup. Co.
National Elec. Wholesalers
O. R. Evans & Bros.
- FLORIDA**
Miami: Farrey's Whse. Hdwe. Co.
- GEORGIA**
Atlanta: Atlanta Ltg. Fix. Noland Co.
- ILLINOIS**
Chicago: Engagee Elec. Sup. Co.
Englewood Elec. Sup. Co.
Hawkins Electric
Hyland Elec. Sup. Co.
Wholesale Elec. Sup.
Elgin: Fox Elec. Sup.
Rockford: Englewood Elec. Sup. Co.
Springfield: Springfield Elec. Sup.
- INDIANA**
Ft. Wayne: Mossman-Yarnelle Co.
Gary: Englewood Elec. Sup. Co.
So. Bend: Englewood Elec. Sup. Co.
- IOWA**
Des Moines: Weston Lighting Co.
- KANSAS**
Kansas City: W. T. Foley Elec. Co.
- KENTUCKY**
Paducah: Ohio Valley Sup.
- LOUISIANA**
Baton Rouge: Electrical Wholesalers
New Orleans: Interstate Elec. Co.
- MAINE**
Bangor: Standard Elec. Co.
Portland: Holmes Elec. Supply Co.
- MARYLAND**
Baltimore: Atlantic Illuminating Co.
- MASSACHUSETTS**
Boston: Mass. Gas & Elec. Light Co.
Henry L. Wolfers Inc.
Fitchburg: Service Elec. Sup. Co.
Pittsfield: Carr Supply
Springfield: Eastern Elec. Sup.
Worcester: Atlantic Elec. Sup.
Benjamin Elec. Sup.
- MICHIGAN**
Detroit: Madison Elec. Co.
Michigan Chandelier Co.
Flint: Royalite Co.
Grand Rapids: Purchase Elec. Sup. Co.
Pontiac: Standard Elec. Co.
Saginaw: Standard Elec.
- MINNESOTA**
Duluth: Northern Elec. Sup. Co.
Minneapolis: Charles A. Anderson & Co.
Northland Elec. Sup. Co.
St. Paul: Lax Elec. Co.
- MISSOURI**
St. Louis: M. K. Clark
- NEBRASKA**
Omaha: Electric Fix. & Sup. Co.
- NEVADA**
Reno: Western Elec. Dists. Co.
- NEW HAMPSHIRE**
Portsmouth: Mass. Gas & Elec. Light Co.
- NEW JERSEY**
Atlantic City: Franklin Elec. Sup. Co.
Camden: Camden Elec. Fix. Co.
- NEW YORK**
Albany: Havens Elec. Co. Inc.
Binghamton: Freije Elec. Sup. Co.
Buffalo: Buffalo Incan. Light Co. Inc.
- Niagara Falls:* Hysen Sup. Co.
Poughkeepsie: Electra Sup. Co.
Rochester: Rowe Electric Sup. Co.
Syracuse: Superior Elec.
- NORTH CAROLINA**
Charlotte: Independent Elec. Sup.
Durham: Noland Co.
Greensboro: Elec. Sup. & Equip. Co.
Kinston: Kinston Elec.
Winston-Salem: Noland Co.
- OHIO**
Akron: The Sacks Elec. Sup. Co.
Canton: The Electric Sales
Cincinnati: B. & B. Elec.
Cleveland: H. Leff Electric
- COLUMBUS:** Elgee Elec. Co.
The Loeb Elec. Co.
- Dayton:** Duellman Elec. Co.
Toledo: Gross Elec.
Youngstown: Mart Industries
- OKLAHOMA**
Tulsa: Lawson Elec. Co.
- PENNSYLVANIA**
Allentown: Coleman Elec. Co.
Erie: Kraus Elec. Co.
Harrisburg: Fluorescent Sup. Co.
Hazleton: Power Elec. Co. Inc.
New Castle: Midwestern Elec. Co.
Philadelphia: Ace Lighting Fix. Co.
Gold Seal Elec. Sup. Co.
Sylvan Elec. Fix. Co.
Pittsburgh: Allied Elec. Sup. Co.
Argo-Lite Studios
Doubleday-Hill Elec. Co.
Wally Elec. Sup. Co.
Reading: Coleman Elec. Co.
Scranton: Lewis & Reif
Wilkes-Barre: Anthracite Elec. Sup. Co.
- RHODE ISLAND**
Pawtucket: Major Elec. Sup. Co.
Providence: Leavitt Colson Co.
- SOUTH CAROLINA**
Anderson: Sullivan Hdwe. Co.
Columbia: Capitol Elec. Sup. Co.
Noland Co.
Greenville: Sullivan Hdwe. Co.
- SOUTH DAKOTA**
Watertown: J. H. Larson Elec. Co.
- TENNESSEE**
Johnson City: Noland Co.
Nashville: Nashville Elec. Sup. Co.
- TEXAS**
Dallas: Rogers Elec. Sup.
Ft. Worth: Anderson Fixture Co.
Houston: Marlin Associates
San Antonio: Southern Equip. Co.
- VIRGINIA**
Arlington-Rosslyn: Noland Co.
Lynchburg: Mid State Elec. Sup. Inc.
Norfolk: Noland Co.
Roanoke: Noland Co.
- WEST VIRGINIA**
Charleston: Goldfarb Elec. Sup. Co.
Virginian Electric Inc.
Huntington: West Virginia Elec. Co.
Wheeling: The Front Co.
- WISCONSIN**
Appleton: Moe Northern Co.
Eau Claire: W. H. Hobbs Sup. Co.
La Crosse: W. A. Roosevelt Co.
Milwaukee: Lappin Elec. Co.
Standard Elec. Sup.
- WASHINGTON**
Seattle: Seattle Lighting Fix. Co.
ALASKA—Anchorage: Northern Supply Co.
- CANADA**
Montreal: The Gray Elec. Co.
Toronto: Revere Elec. Dist.
Toronto Elec. Sup. Co.
- HAWAII**
Honolulu: Hawaiian Light. & Sup. Co.



for the critical lighting professional

STRIALUX by LIGHTOLIER

This precision-engineered modern module is Lightolier's newest solution to the problem of efficient, evenly diffused lighting for public and commercial interiors. It is designed for swift installation in the modular pattern of almost all suspended 2' x 4' acoustical and plaster ceilings.

The clean-lined structural vinyl diffuser† spreads optimum glare-free illumination over a broad area. It swings down on hidden hinges for speedy, economical cleaning and relamping. Available in 2' x 2' and 2' x 4' sizes for individual, continuous or pattern mounting. For more detailed information, write to Jersey City 5, New Jersey or see the authorized distributors listed on this page.

†Pat. Pending


THE ARCHITECTURAL LIGHTING DIVISION

LIGHTOLIER

ARCHITECTURAL LIGHTING • RESIDENTIAL FIXTURES • PORTABLE LAMPS

9 E. 36 St., New York
SHOWROOMS: 1267 Merchandise Mart, Chicago
527 W. 7 St., Los Angeles





Don't let "hodgepodge" blinds cast a shadow on any job of yours!

Because all venetian blinds are assembled locally, there's always the risk of getting blinds that are assembled from a *hodgepodge* of components. This can cause operating malfunctions, light leaks, and service maintenance problems. That's why it's important to specify "Flexalum Twi-Nighter venetian blinds." This is the blind that assures tighter closure (a must for direct sun exposures), longer life and less care. The Flexalum Twi-Nighter is the only blind where *every component, including raw*




materials, is made by one manufacturer. And it is assembled locally *only* by licensed Flexalum Manufacturers under strict Hunter Douglas quality control. Protect yourself *and* your clients.

Eight laboratory tests by independent firms such as the U. S. Testing Co. prove the superior quality and performance of all Flexalum Twi-Nighter materials and components. Ask to see these test results. And remember, you write them into your specifications for *all* "Flexalum Twi-Nighters."

Flexalum TWI-NIGHTER® VENETIAN BLINDS

Hunter Douglas Aluminum Division of Bridgeport Brass Company, 405 Lexington Ave., N.Y. 17.



"STRONG. FIRE-RESISTANT. CORROSION-RESISTANT. THAT'S WHY WE USE WEIRZIN® IN OUR STUD SYSTEMS!"

says G. A. Stevenson, vice president of Penn Metal Company, Inc., Parkersburg, W. Va.,
maker of PERMALOCK nailable metal stud systems.

"Broadly speaking, our choice of Weirzin electrolytically zinc-coated steel is based on two factors: performance in our products and performance in our production lines.

"With Weirzin, of course, our stud systems have the strength, rigidity and high degree of fire resistance inherent in steel. And because Weirzin's zinc coating is completely integrated with the steel, we have the added assurance of a corrosion-free life for our systems.

"In our production lines, Weirzin goes smoothly through every operation—no flaking or peeling regardless of the severity of the fabrication stresses.

"Briefly, we feel that Weirzin has helped us to produce a quality product that gives our customers solid value at low cost."

Strong! Highly resistant to fire! Highly resistant to corrosion! Easy to fabricate! That's Weirzin electrolytically zinc-coated steel. For more information on Weirzin send for free booklet. Write Weirton Steel Company, Dept. P-17, Weirton, West Virginia.



**WEIRTON STEEL
COMPANY**

WEIRTON, WEST VIRGINIA

a division of

NATIONAL STEEL CORPORATION

...now we're cooling

ARCHITECT: CHICAGO BANK EQUIPMENT CO.
GENERAL CONTRACTOR: PAUL H. SCHWENDENER,
7553 SOUTH CHICAGO AVENUE, CHICAGO, ILL.




Specify Arkla-Servel Gas Air

With their new Arkla-Servel Gas Absorptive Cooler, the La Grange Federal Savings and Loan Association keeps customers cool in summer with the same compact system that keeps them warm in winter.

Before installing Gas, a complete study was made of available air conditioning systems. The Arkla-Servel unit—the only 25-ton absorptive cooler—was chosen because it is compact, easy to install, and costs are low for installation, operation and maintenance. No specially trained operating or maintenance personnel are required.

with GAS



Conditioning and you specify years of trouble-free comfort

Only Gas gives these important advantages:

- high efficiency at all times—even during the light loads
- temperature control is constant
- modular adjustment of capacity (instant automatic adjustment to match actual cooling requirements)
- dependability of fuel service at all times

Gas absorptive cooling can put your commercial and industrial clients' heating plant on a year around

paying basis. It utilizes low pressure steam to cool water, has no moving parts to wear out, and provides quiet, economical operation. What's more, it's vibration-free.

Take advantage of the consulting services provided by your Gas company. They have trained specialists who have been working with architects and engineers for years. They belong to your associations or affiliations and are familiar with your problems. Check the facts about Gas and you'll see modern Gas air conditioning out-performs all other fuels. *American Gas Association.*

far as possible, e.g., below \$30 a house; 2) individuals, who are more apt to pay recommended minimums (8 per cent to 10 per cent of construction cost) and who will sometime go three to five points higher, especially if they are seeking a name architect. Though many architects contend they cannot make money on residences, small firms do coax a profit out of individual upper-middle-income houses, provided they get at least the suggested fees. However, there is fee-cutting on residences, and one of its causes, as Los Angeles Architect C. M. Deasy points out, is that "it is traditional that the young architect gets his first jobs doing houses, usually at a much lower fee than the suggested minimum. . . ."

Less is not more

All of this points clearly to one of the main reasons for the discontent with the percentage fee today. Theoretically, the minimum fees are supposed to provide enough to cover direct design costs equal to about one-third of the fee, overhead equal to another third, leaving at least a third for principals' time and profit. But when fees are shaved as frequently as indicated above, it takes only simple arithmetic to figure that the architect's profit can drop 37 per cent when his fee goes down from 8 per cent to 7.

This is all the more true when one realizes that architects' costs only rarely approach the theoretical model. Irving Schwartz, a Connecticut accountant who specializes in work for architectural firms, found that many of his clients knew very little about their actual costs and in the absence of specific data were operating on some general, but unrealistically low, assumptions. While there is no such thing as a typical cost for design work—office overhead alone can cause wide variations—some surveys have been made to arrive at average figures. One notable study, in California, showed that 28 per cent of an 8-per-cent fee went to pay for drafting and supervision of construction, 35 per cent for structural, mechanical, and

electrical engineering, 15 per cent for overhead (rents, phones, salaries of nontechnical personnel, payroll taxes, insurance, etc.), and about 22 per cent was left for profit and principals' time. On such a basis, of course, a drop of one percentage point in fee can make a big dent in profits, reducing them almost 60 per cent.

Even when the architect succeeds in getting a suggested minimum per cent, he still runs the chance of winding up short if he has to go through lengthy preliminaries with the client or gets stuck in a situation where the client has badly underestimated his needs. "The fee problem," says Donn Emmons of Wurster, Bernardi & Emmons, "is most critical in large jobs where the architect stands to lose a great deal of money." And in this sense the percentage system constantly presents the architect with an unethical temptation—to cover his increased costs by designing more expensive materials into the building.

These shortcomings are obviously so basic to the percentage fee that they could never be corrected by any patch-up of fee levels. Indeed, if a remedy exists at all, it probably lies in the substitution of a completely different fee method. But here there is immediate trouble, for even if one assumes that architects would be willing to change their ways, there is as yet scant agreement on what fee method should be adopted to take account of actual design costs.

Beyond the fee system

There is no shortage of choices. The fee-plus-cost method, in which the fee part of the package is normally reduced to about 40 per cent of the minimum recommended fee is certainly well established, and so is the time-multiplier method which is probably the most popular of all the alternates. Under this system, the architect is paid the payroll cost of technical personnel, multiplied by a factor which covers overhead, principals' time, and profit. Normally, overhead is figured as equal to di-

rect costs, and another half or full point is added to cover profit and principals' salary—making, in all, a multiplier of 2.5 or 3 applied to direct costs. Since clients usually want some lid on what they pay an architect, the multiplier method is frequently coupled with an upset price, and in many cases it works out to just about the same amount of money in the architect's pocket as he would have under the percentage system. But there is the important difference that the fee is calculated on the basis of design costs, not construction costs.

Beyond these direct cost techniques there are any number of other methods, some in use, some just proposed. One applied fairly often is a cost-per-square-foot fee, and this involves an estimate by the architect of the construction cost of the building, based on its complexity, an estimate of his costs and profit to design the building, and the division of these two figures by the number of square feet to be built. An obvious advantage of the method is that it tells the client exactly how much architectural service is costing him and, equally important, since the method is related directly to the complexity of the building, why it is costing him what it is.

Robert W. Cutler of Skidmore, Owings & Merrill is one of many architects who suggest a fee which combines elements of both cost-plus and the percentage system. Cutler would charge on a cost-plus basis for preliminary work on a project, which is the phase where the architect normally takes his beating, then negotiates a fee before working drawings begin. Walter Bogner, professor of architecture at Harvard's Graduate School of Design, has much the same thing in mind when he talks of a client paying an architect a salary, or retainer, during preliminary stages, particularly on projects which may not come off.

But while most architects are willing to concede that these alternative systems have merits, most of them add a condition which makes much

continued on page 178

Naugatuck MARVIBOND

MARVINOL VINYL-TO-METAL LAMINATING PROCESS



gives any building new beauty...

colorful...textured...wear-resistant

Beauty in a building front is only skin-deep. But the beauty's there to stay when the "skin" is made of Naugatuck's Marvinol[®], permanently bonded to metal by Naugatuck's exclusive Marvibond* process.

Here, in the Daily Star Building, Niles, Michigan, are Marvibond panels that were installed over 3 years ago. They've lived through several Halloweens, had shoe soles parked against them more than once, and, in general, been subject to the kind of abuse street-level building fronts usually receive.

Today they exhibit no sign of pigmentation fade-out, of vinyl breakdown, of delamination, creeping, sagging, or puckering. The Marvibond panels are, in short, as good

as new. And will be for years.

Marvibond has proved itself a thousand times over, in as many products, including picnic jugs, business machines, TV sets, bus interiors, telephone booths. Sheets of steel, aluminum, magnesium or copper—prefinished with colorful, textured, wear-resistant vinyl—can be shaped, sheared, drilled and punched on standard metal working equipment without damage to the flexible vinyl surface.

Whatever your product, from building fronts to wainscoting, if it's made of metal consider Marvibond. Your competitors might be doing so already. We will be happy to send you a list of the licensed Marvibond laminators near you.

*U. S. Patent 2,728,703




United States Rubber

Naugatuck Chemical Division 543M Elm Street
Naugatuck, Connecticut

Rubber Chemicals • Synthetic Rubber • Plastics • Agricultural Chemicals • Reclaimed Rubber • Latexes

DIST. OFFICES: Akron • Boston • Gastonia • Chicago • Los Angeles • Memphis • New York • Phila. • CANADA: Naugatuck Chemicals, Elmira, Ont. • CABLE: Rubexport, N.Y.



Whisper-quiet unit can be cooling one room, another heating the next. Ideal for "in-between" seasons and the varying needs of different patients.

POTTSTOWN HOSPITAL, POTTSTOWN, PA.

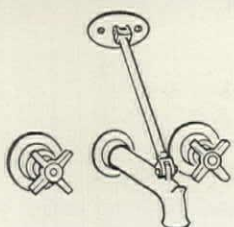


It's efficient equipment like this

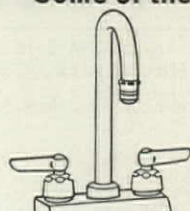
American-Standard year 'round air conditioning features individual room temperature control

You can specify complete year 'round climate comfort for hospital staffs and patients with American-Standard Self-Contained Remotaire. For example, since Pottstown Hospital (above) installed this system, the staff can choose the heating or cooling that is best for each patient. Nurses and doctors work under perfect conditions all year 'round. A Remotaire system can be engineered to fit almost any architectural requirement in new or old buildings. No central cooling plant or ducts are needed. Each room unit has its own refrigeration circuit. Heating is supplied by a boiler, and hot water or steam is delivered through small-diameter piping. When you are modernizing, existing piping can usually be used. Through-the-wall, self-contained room units can be installed a room at a time or a floor or wing at a time. Louvers are flush with exterior walls and blend with the architecture.

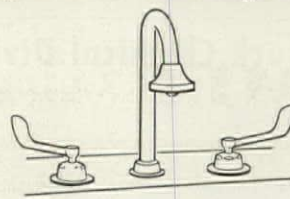
Some of the many special brass fittings available...



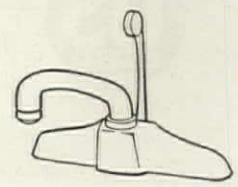
Built-in service sink fitting



Center-set lavatory fitting



Combination lavatory fitting



Single-lever faucet



Surgeons' china scrub-up sink has knee control of water and temperature for convenient quick, sanitary use.

Instrument sink made for long, durable service. Vitreous china is strong and non-absorbent.



New Neo-Health toilet has built-in spray of water for thorough, frequent personal cleansing some patients need. Water may be tempered.

that helps keep hospitals modern

American-Standard — the one source for all hospital plumbing fixture and fitting needs

The wide range of American-Standard plumbing includes fixtures and fittings for every department of a modern hospital. They are made of non-porous vitreous china, acid-resisting enameled cast iron, chrome-plated brass . . . materials specially suited to the high standards of sanitation, quality, utility and durability required by hospitals. The Neo-Health toilet is the latest development of constant American-Standard research. Patients can cleanse themselves thoroughly with the built-in spray after using the hygienically designed posture seat. American-Standard fixtures come in eight lovely colors, too, to add a personal feeling of home comfort to the modern hospital.

FOR DETAILS on plumbing and air conditioning equipment, call your local American-Standard sales office or write AMERICAN-STANDARD, PLUMBING AND HEATING DIVISION, 40 W. 40 St., New York 18, N. Y.

AMERICAN-Standard and "Standard" are trademarks of American Radiator & Standard Sanitary Corporation



AMERICAN-Standard

PLUMBING AND HEATING DIVISION

ARCHITECTS' PAY

continued from page 174


of the talk academic. They simply do not believe that other methods can work as a standard for any but the very large firms which have the prestige to put them over. Speaking of cost-plus, Architect John Carden Campbell of San Francisco says he "would hate to have to sit down and try to talk a prospective client into retaining us if we had no idea of the total cost or prospective fee." This is the prevailing view, and it is buttressed by a sizable amount of doubt which has nothing to do with selling clients. "Any other system but percentage involves too much bookkeeping for me," says Los Angeles Architect Henry Silvestri. "Besides, I won't open my books to anyone—they're my business."

Mainly, most architects believe that the answer to better fees is not in new systems but in a better understanding by the client of what the architect really does for his money today. "Seriously," says Architect Stuart Todd of Dallas' A. B. Swank Associates, "clients are not aware of what fees are. It's not common knowledge, and they are generally shocked when they find out. What the profession has to do is educate the public, not change the system. We would like to see architects picked for the job they can do instead of the price they can do it for."

That such education is undoubtedly needed shows from the remark of a Chicago home builder who says that "my feeling on stock residential plans is that the architect gets 10 to 20 per cent more than he deserves. The average price he should charge should be \$5 an hour; this is all you can expect to pay the other trades." But whether mere tutoring—even tutoring which would convince the public that the architect with five years' college education is hardly a tradesman—would be enough to raise fees is questionable. Certainly, most architects feel percentage fees could not be raised now. Someday, therefore, the profession may have to answer the question that the minority is raising now: whether the fee system is punctured beyond patch-up, and a totally new replacement is needed.

END

DUPLEX RECEPTACLE




*Cat. No. 9595
10amps, 125volts
15amps, 125volts*

"TOPPER" A. C. SWITCH



*Cat. No. 1221
20amps
125-211volts*





CHENANGO VALLEY CENTRAL JUNIOR AND SENIOR HIGH SCHOOL CHENANGO BRIDGE, NEW YORK

Architect:
A. T. Lacey & Sons


Consulting Engineer:
St. John, Platt and Carlson

Electrical Contractor:
Blanding's Inc.

each of the above firms is located in Binghamton, N.Y.

It pays to have good Connections

GROUNDING TYPE DUPLEX RECEPTACLE



*Cat. No. 5262
15amps, 125volts*

SCHOOL ASSIGNMENT:

... to build a fine new school at reasonable cost yet using dependable, safe, easy-to-install, good looking and long lasting materials and products.

Quite an assignment—until you stop to think that all of these qualifications are invariably associated with specification grade items, and that specification grade materials and products are *always* lowest in cost to service.

Hubbell specification grade wiring devices, for example, should be your economical choice for all new building projects because they can be depended upon to meet the rigid requirements of today—tomorrow.

4-WIRE STRAIGHT BLADE RECEPTACLE



*Cat. No. 7250
20amps, 125volts*

HARVEY HUBBELL, INC.

BRIDGEPORT 2, CONNECTICUT

QUALITY WIRING DEVICES

FACTORY WAREHOUSE LOCATIONS ASSURE NATIONWIDE STOCK AVAILABILITY

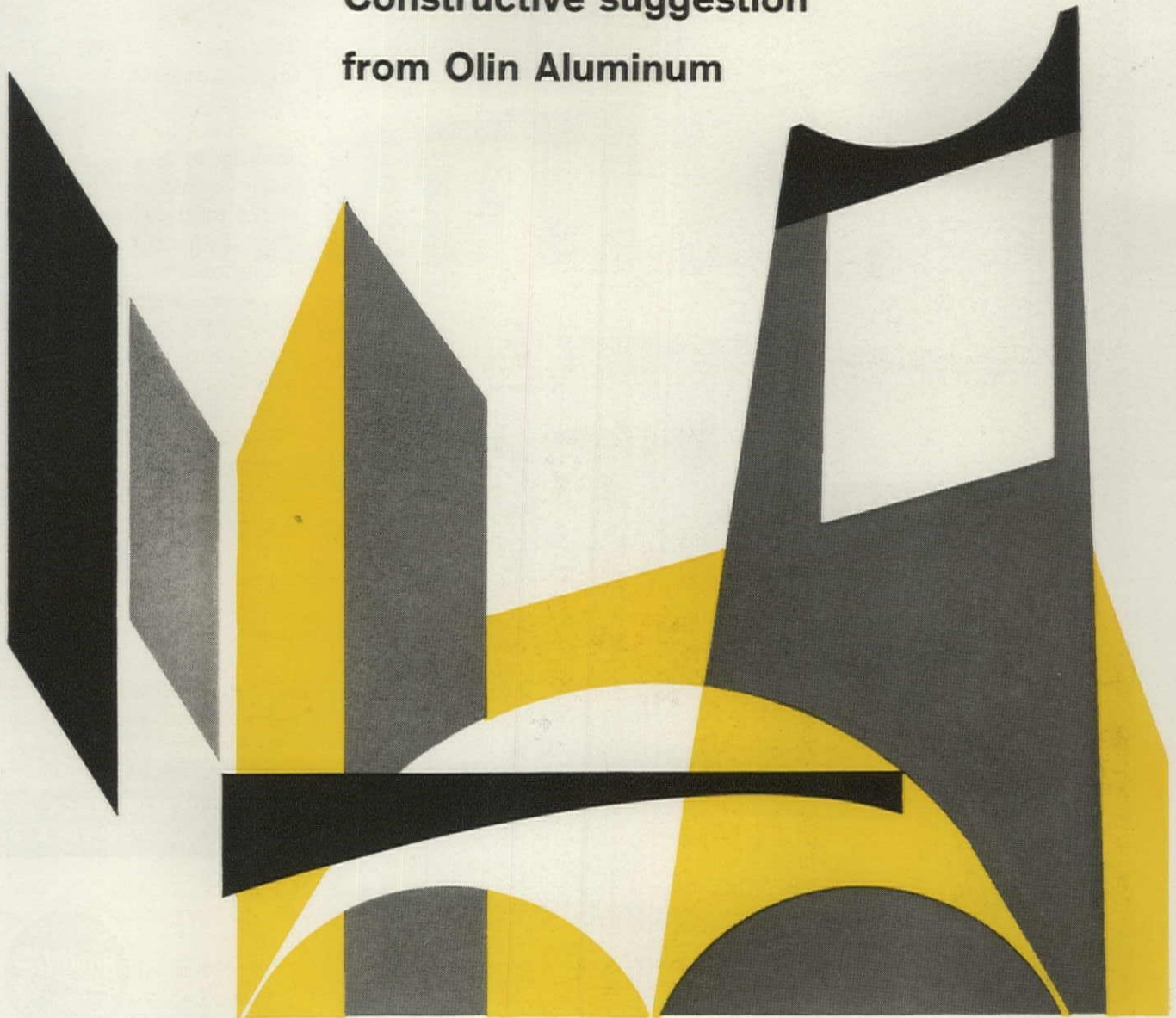
Bridgeport 2, Connecticut
State and Bostwick Streets

Chicago 7, Illinois
37 South Sangamon Street

Los Angeles 13, California
103 North Santa Fe Avenue

San Francisco, California
1675 Hudson Avenue

**Constructive suggestion
from Olin Aluminum**



Whatever you're designing, building or fabricating, make this mental note: As time goes on, Olin Aluminum will become an increasingly important source of new ideas for you. Olin is the new major producer of aluminum—offering technical services that can help you translate new ideas into metal.


For information and technical service, write: Aluminum Division, Olin Mathieson Chemical Corporation, 400 Park Avenue, New York 22, New York—Integrated Producer of aluminum pig, ingot, billet, sheet, plate, extrusions, rod and bar, pipe and tubing, electrical conductor.

® AND "OLIN ALUMINUM" ARE TRADEMARKS


OLIN
ALUMINUM

Symbol of New Standards of Quality and Service in the Aluminum Industry


ROLLING DOORS Require



WAREHOUSE OPENINGS



LOADING DOCK and
TRANSFER DOCK OPENINGS



RAILROAD OPENINGS
and TRUCK OPENINGS



The Steel Curtain of All
Mahon Rolling Steel Doors
is Protected by **BONDERITE**

Serving the Construction Industry Through Fabrication of Structural
Steel, Steel Plate Components, and Building Products

No Operating Space . . . Roll-up Action Eliminates Overhead Obstructions!


Check Specifications . . . You'll Find that Mahon Doors are Built
Better to Give Better Service Over a Longer Period of Time

MANUALLY, MECHANICALLY, or POWER OPERATED


☆ **OTHER MAHON BUILDING PRODUCTS
and SERVICES:**

- Insulated Metal Curtain Walls
- Underwriters' Rated Metalclad Fire Walls
- M-Floors (Electrified Cellular Steel Sub-Floors)
- Long Span M-Decks (Cellular or Open Beam)
- Steel Roof Deck
- Permanent Concrete Floor Forms
- Acoustical and Troffer Forms
- Acoustical Metal Walls and Partitions
- Acoustical Metal Ceilings
- Structural Steel—Fabrication and Erection
- Steel Plate Components—Riveted or Welded

☆ For *INFORMATION* See *SWEET'S FILES*
or Write for Catalogues



**MAHON STANDARD
POWER OPERATOR 920-P**



**MAHON
CHAIN-GEAR OPERATOR**

of Steel and Aluminum

THE R. C. MAHON COMPANY • Detroit 34, Michigan
Sales-Engineering Offices in Detroit, New York and Chicago
Representatives in all Principal Cities

MAHON

marshal their arguments to Congress for whatever legislation is needed to give cities and their citizens more equitable tax treatment. This might be achieved in two ways: 1) exemption from, or reduction of, corporate or personal taxes on income derived from rental housing; 2) tax deductibility privileges for families who live in rented homes similar to that granted to home owners.

Until now municipal officials have not paid much attention to this problem, partly because of the complexities of the situation, and partly because the problem was not a critical one during the acute post-war housing shortage, when everyone was striving to spur construction of any kind of new housing anywhere. And yet the outlines of the problem were seen more than a decade ago by at least two observers: FORUM's Economic Consultant Miles Colean and the late Randolph

Paul, a tax expert who served as Assistant Secretary of the Treasury. In 1946 they wrote:

"Equity investment in rental property stands at a distinct disadvantage to other outlets for capital The yield is relatively low. . . . Because of slow capital recoverability, equity investment in rental property is usually accompanied by a large proportion of long-term mortgage debt. This creates a heavy burden of fixed charges which must be met with an income that is more violently variable than for corporate income generally. . . .

"To these inherent drawbacks, the corporate income tax adds a further disability. . . . As it stands, the corporate income tax almost completely blocks true equity investment in rental housing property by realty corporations

"Because of the great present and future need for this type of investment, it would seem reasonable to

view rental housing corporations with special consideration. The elimination of the income tax on such corporations would be the simplest way of relieving the disadvantage to investment in an already heavily taxed form of enterprise."

Today, after a decade of further experience in the housing field, Colean says he now feels the most practical single way to promote more urban rental housing would be prompt enactment of a proposed law to give real estate investment trusts the same "conduit" tax-exemption privileges enjoyed by investment securities trusts (FORUM, December 1956).

Deductibility for tenants

The other principal way that rental families could be given tax treatment more nearly like home owners would be through deductions. And this could be done without re-

continued on page 186

for the great new Steelcase desk plant..



Haven-Busch fabricated and erected the 2,200 tons of structural steel and T-Chord Longspan* Joists for Steelcase's new quarter-mile-long plant.

Shortly after the plant was completed, the decision to use Haven-Busch paid off by saving thousands of dollars and possibly several lives. When the plumbing in the plant's cooling tower failed one cold night, it sprayed the roof with water which quickly built up to 18 inches of ice.

The weight of the ice was nearly *three times* the total design load of the joists, but the high reserve strength of the Haven-Busch joists supported this excessive load with only minimum deflection. The fact that many other joists might have collapsed under this load is further proof that *better building begins with steel by Haven-Busch.*

steel by **HAVEN-BUSCH**
Company

Steelcase Desk Plant,
Grand Rapids, Mich.
Architect: J. & G. Daverman Co., Grand Rapids

3453 Chicago Drive, S.W. — Grandville, Michigan
Since 1888
DESIGNERS — FABRICATORS — ERECTORS
Structural Steel — T-Chord Longspan* Joists — Miscellaneous Iron

*T.M. Reg.

building design changes...



30 Years Ago:

Ambassador Apartments,
Gary, Indiana

Architect: I. M. Cohen
Chicago



Today:

Fremont Hotel,
Las Vegas, Nevada

Architects: McAllister & Wagner
Los Angeles

but

KOPPERS COAL-TAR PITCH
is still the best roofing material

When constructed in 1928, the Ambassador Apartments of Gary, Indiana was representative of current design trends in multi-story dwellings. The vast changes in design thinking and materials of construction over the intervening years are obvious when this building is contrasted with the modern Fremont Hotel of Las Vegas, Nevada.


Yet one design feature is the same in both these buildings: the flat roof decks are protected with 20-year Bonded Koppers Coal-Tar Pitch Built-Up roofing. Even though the roof on the Ambassador Apartments has *outlived its bond period by 10 years*, no extensive repairs have been required since the roof has been in place, according to Mr. Jack Lazerwitz, acting manager and building owner representative. No wonder architects specify the unequalled protection of coal-tar pitch built-up roofing for modern buildings, too.

The answer to the outstanding performance of coal-tar pitch roofing materials is in the superior waterproofing ability of coal-tar, plus its unique "cold flow" characteristic: the ability to heal small surface cracks and checks in built-up roofs before they can cause trouble. Together, these advantages make a coal-tar pitch built-up roof the most impermeable roofing membrane known for durable, maintenance-free building protection.

Your local Koppers roofing specialist will be glad to tell you more about the advantages of practical, high-quality built-up roofing with coal tar. You'll find he can offer practical help on *all* your roofing problems, based on a great deal of experience in roof design and construction. Call or write Koppers Company, Inc., Tar Products Division, Pittsburgh 19, Pa. District Offices: Boston, Chicago, Los Angeles, New York, Pittsburgh, and Woodward, Ala.



KOPPERS
COAL-TAR PITCH
BUILT-UP ROOFING



Architect: Whitney Biggar, A.I.A., Bakersfield, California



Glass inside . . .

Design your schools better with PITTSBURGH GLASS



outside . . . all around the school

Lucky kindergarten children in the Lakeside Union School District, Bakersfield, California, learn their ABC's in a light, cheerful atmosphere. Extensive areas of glass bring precious daylight into the classrooms. The generous window treatment also permits the children to have year-round nature study by giving them a front-row seat for the changing of the seasons.

Pittsburgh Plate Glass Products used throughout the school help to create this pleasing environment. There's PENNVERNON Window Glass, with its remarkable transparency and clear, true vision . . . Pittsburgh Polished Plate Glass, with its highly brilliant surface . . . and

Pittsburgh Mirrors, with their accurate, distortion-free reflection.

For a striking design . . . for a wholesome indoor-outdoor space relationship in the school . . . glass is the material to use.

CONSULT YOUR ARCHITECT for information about the use of these

famous Pittsburgh Glasses in school construction:

- Solex® green tint, heat-absorbing and glare-reducing plate glass
- Solargray® neutral tint, heat-absorbing and glare-reducing plate glass
- Herculite® shock-resisting tempered plate glass
- Twindow® the world's finest insulating window
- Polished Plate Glass for clear, undistorted vision
- Pennvernon® window glass at its best
- Spandrelite® glass in color



SYMBOL OF SERVICE FOR SEVENTY-FIVE YEARS

PITTSBURGH PLATE GLASS COMPANY

IN CANADA: CANADIAN PITTSBURGH INDUSTRIES LIMITED

ducing the federal taxes now paid by landlords on the income produced by rental property. In effect, the landlord is really only an agent or conduit for real estate taxes and interest payments. He collects (in each rent) money that he later uses to pay these obligations. The money he collects from his tenants is counted as part of his gross income, and when he pays it to the

bank or local tax collector, he deducts it again from his gross income in determining his taxable income. Therefore, the landlord's federal tax position would be no different at all, if he was authorized to give each renter a statement once a year certifying what portion of his rent was used for taxes or interest, and the renter, who in fact was the source of the money to cover these pay-

ments, was then allowed to deduct this sum in computing his taxable income—the same as a home owner.


Even though the elimination of tax discrimination against rental families, as described above, is probably a long time off, there is another way for couples and families to live in the city without having to bear the expenses of federal taxes and an investor-owner's profit, and also to gain home-ownership tax deductibility benefits. That is through cooperative housing. The big drawback here, however, is that high costs now make it necessary for most cooperative housing in central cities to be conventionally financed, thus requiring substantial down payments. A large volume of liberal-mortgage, FHA Section 213 cooperative housing, more than 17,000 units, has been erected in New York City, mainly in outlying areas where land costs are low enough so total costs stay within FHA's maximum apartment mortgage limits. The greatest need of big cities in this field is for higher FHA limits (present basic limit: \$2,700 per room), or liberalization of conventional mortgage terms on cooperative buildings to serve the wide middle-income group between the FHA market and luxury market. Also required: FHA-insured financing that would facilitate the cooperatizing of existing middle-income apartment buildings.

If changes are not made in the discriminatory tax legislation that now works against cities, says a leading New York apartment builder, cities themselves would benefit by doing whatever they can to stimulate and encourage cooperative housing. The federal tax deductibility privileges that apply to cooperatives would then reduce the net housing costs of city families, give them more money to spend in the city and less reason to move out to suburbia, and it would not cost cities any real estate tax revenue. Until such time as the federal government sees fit to equalize the tax burden of owners and renters, this conversion of "tenants into owners" would seem to be the most promising way for the cities to combat the spread of urban tax blight.

END

AIR TRANSPORTATION

for inter-office or department delivery in industrial, institutional or commercial buildings



Left: Auto-Bank — typical station for connecting drive-in main banking facilities for transfer of funds. Right: Single door up delivery terminals with goose-neck. Combination inlet for handling orders, parts, etc.

— with swift, sure, silent Standard PNEUMATIC TUBE SYSTEMS

Thanks to continuing development, Standard Pneumatic Tube Systems have come a long way since the days of the suspicious storekeeper who wanted all transactions going through a single cash register. Today, Standard tube systems are easily integrated into your plans... offer your clients a fast, almost foolproof way to expedite, cut cost of transferring messages, films, medicines, records and small parts between departments.

STANDARD CONVEYOR COMPANY,
General Offices: North St. Paul 9,
Minnesota. Sales and Service in
Principal Cities.



Left: Nurse inserts carrier. System handles test tubes, charts and other hospital items. Right: Pneumatic tube station in laboratory office of steel mill.



For details, see the Standard Engineer listed in the classified phone book or write for Bulletin No. 11. Address Dept. BB-6.


Standard OVER 50 years of conveyor experience

GRAVITY & POWER
CONVEYORS

Sales and Service in Principal Cities

BRIXMENT

Better Mortar for Blocks



WHY IS GOOD MORTAR IMPORTANT?

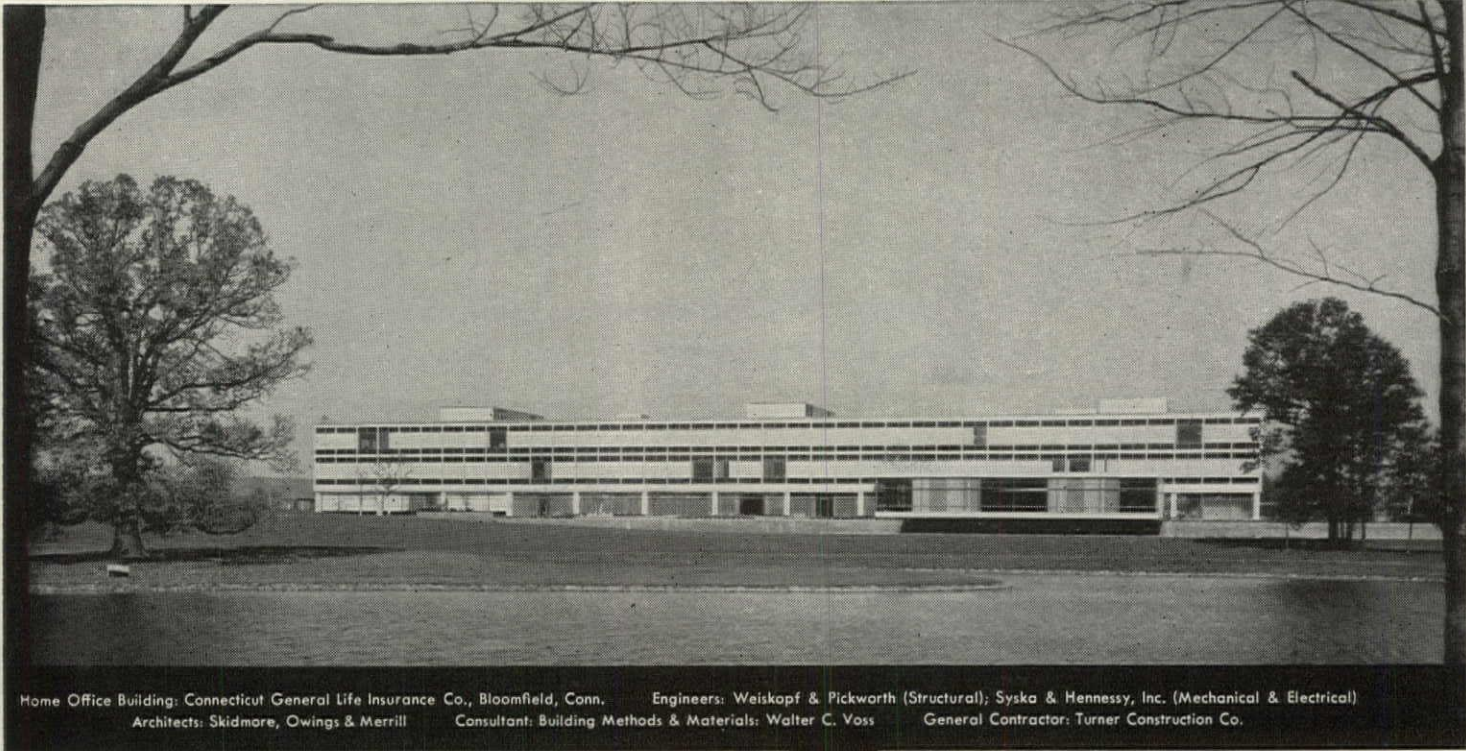
Because of their size and weight, concrete blocks require mortar with "body", plasticity and water-retaining capacity. Brixment meets all these requirements. It has the *body* necessary to support the weight of the unit and hold it up to the line. It has the *plasticity* necessary to prevent the mortar from falling off the long head joint, while the block is being placed in the wall. It has high *water-retaining capacity*, which gives the bricklayer more time to shift and adjust the block to its final position before the mortar stiffens.

It is the combination of these characteristics that makes Brixment the leading masonry cement for concrete block as well as for brick.

Louisville Cement Company . . . Louisville 2, Kentucky



WHY CONNECTICUT GENERAL CHOSE STAINLESS STEEL TO INSURE LIFE LONG BEAUTY AND DURABILITY



Home Office Building: Connecticut General Life Insurance Co., Bloomfield, Conn. Engineers: Weiskopf & Pickworth (Structural); Syska & Hennessy, Inc. (Mechanical & Electrical)
Architects: Skidmore, Owings & Merrill Consultant: Building Methods & Materials: Walter C. Voss General Contractor: Turner Construction Co.

When the Connecticut General Life Insurance Company planned their ultra-modern office building in suburban Hartford, they carefully projected their needs into the future.


They wanted the nearest thing to "no maintenance" costs for 50 and preferably 75 years. Where initial investment in materials could cut down the yearly costs of cleaning, painting, and repairs they would make the investment.


That's why, throughout the building—both on the exterior and the interior—Republic's ENDURO Stainless Steel is used generously to protect, beautify, and reduce maintenance costs.

The main building—which contains some 400,000 square feet of floor space unbroken by a structural column—is penetrated by four garden courts, 72 feet square, making it possible for nearly all employees to be within 35 feet of a window. The cafeteria juts out from one end of the main building, cantilevered 15 feet over a pool. At the other end of the building, across a glass bridge, is a special department wing.

Once inside the metal and glass walls the stylish gleam of gracious architecture comes alive.


STAINLESS STEEL WINDOW FRAMES on all levels provide permanent beauty and low maintenance. ENDURO Stainless Steel was selected for the frames because of its high resistance to corrosion. It will not discolor with age. Will never need painting. The building's large window walls admit the outdoors and command scenic views of wide lawns, pools, and trees. Complete details and specifications on Republic ENDURO Stainless Steel for architectural applications are contained in Sweet's File, or can be obtained by sending the coupon below.





STAINLESS STEEL ADDS STYLE AND CHEER to the 800-seat dining room. Table and chair supports, column covers, and food-handling equipment of stainless steel assure attractive clean surroundings. All food-preparation and food-service equipment in the kitchen and counter pick-up areas are fabricated of stainless steel for peak sanitation and attractiveness. Dishwashing facilities are stainless steel, too, to resist corrosion and abrasion.

DOORS FRAMED IN STAINLESS STEEL open onto one of the four garden courts that penetrate the main building. Although receiving heavy use, the doors resist scuff, scratches, and dents—thanks to the metal's strength and toughness. Like all the entrance doors, the first level and upper level fixed glass windows are framed in stainless steel to resist corrosion and weathering.



STAINLESS STEEL FOOD-SERVING COUNTER accommodates some 2,000 employees each day. The cafeteria is completely equipped with stainless steel—from refrigerator doors and back walls to steam tables, display cases, and working areas up forward. In the working areas, cleanliness is easy to maintain since everything with which food and dishes come in contact is made of easy-to-clean and keep-clean stainless steel. Republic offers architects competent metallurgical and engineering help in obtaining the best possible results with ENDURO Stainless Steel.



REPUBLIC STEEL

*World's Widest Range of Standard Steels
and Steel Products*



REPUBLIC STEEL CORPORATION • DEPT. AF-5570
1441 REPUBLIC BUILDING • CLEVELAND 1, OHIO

Please send more information on ENDURO[®] Stainless Steel
 for architectural applications

Name _____ Title _____
 Company _____
 Address _____
 City _____ State _____
 Zone _____

volved on a 'this-must-be-done-now basis,'" says Nelson. "Before I realized it, we were spending a great deal of time on the job. So an arrangement was worked out for me to go on a kind of unofficial two years' leave. They needed someone to wrestle with the immediate problems—I was that sort of guy."

Lincoln Center for the Perform-

ing Arts is to be a complex of five major buildings on 11 acres: a concert hall, a ballet theater, a repertory drama theater, and new homes for the Juilliard School of Music and New York's Metropolitan Opera (which has been house-hunting since the twenties). Supplementing these will be ancillary buildings and facilities, including a restaurant, a museum-library, a dormitory for Juilliard, and a 1.5-acre park with parking garage beneath. The over-

all physical layout has been planned by an advisory board of international architects. Coordinating architects have been and continue to be Harrison & Abramovitz. The complex, on which construction will start next year, is to be set in the middle of one of New York City's most traffic-tangled, socially polyglot renewal-ready areas.

As unpaid representative of the owners on this highly unusual building project, Nelson is speaking for a somewhat more complicated set of motives than he is at New York Life. Indeed he is speaking for all the many-purposed contributors to the total \$75 million (close to \$30 million has been raised to date). Nelson's responsibilities are, correspondingly, less well defined. He is equipped with the title Executive Director, Construction, but his activities range from the drafting of contracts with architects to negotiating with federal authorities.

Just as Lake Meadows introduced Title I, a low-cost housing plan, and a development method totally new to Chicago, so Lincoln Center is bringing to New York an even more experimental way of healing its deep-rooted city troubles. At this point it is an unanswered question whether the delight of the five cultural institutions in finding space for their new center will be shared by the citizens of the area. Just as Nelson worked hardest in Chicago to translate economics and architecture into a workable pattern of neighborhood, so is the realization beginning to grow that that will be the biggest part of his job in New York.

James Felt, chairman of the New York City Planning Commission, is optimistic that Nelson is the right man to get the delicate job done of putting a cultural monolith in the middle of a semi-slum and making it work as a city unit. "Otto Nelson was a unique breed of person even before urban renewal brought him to the fore. He has the background, the temperament, the dogged perseverance, the fearlessness, and sense of humor that are necessary for the job. We can't have a city rebuild itself without pain. Otto will feel the pain, will work with it, will be able to turn it into something that brings new life." END

SPECIFY **HAWS** FROM A COMPLETE LINEUP OF...

ELECTRIC WATER COOLERS!



Cafeteria Models

Hot & Cold Models

Bottle Types with & without Compartments

Pressure Bubblers with Compartments

Pressure Bubblers

You can specify water coolers for any specific requirement from the complete lineup of HAWS ELECTRIC WATER COOLERS! Pressure bubbler types, bottle-types, freezing compartment models, hot and colds, restaurant and cafeteria models of all sizes, remotes, wall inserts... they're ALL in the HAWS lineup with custom styling and advanced designs that guarantee client satisfaction.

Specify HAWS! Get Complete Water Cooler specification data from one dependable source... write today, for the new 1958 HAWS Catalog!


HAWS DRINKING FAUCET CO.
1441 FOURTH STREET (since 1909) BERKELEY 10, CALIFORNIA

ARCHITECTURAL BRONZE
 PROVIDES A GENUINELY
 WARM AND FRIENDLY
 WELCOME FOR THIS
 DISTINGUISHED BUILDING

The entrance to the Sinclair Oil Building in New York City is another example of the versatility of architectural bronze. It gives zest to the architectural composition. Its warmth of color—and the wide variety of finishes and shapes possible—enhance the beauty of other building materials. Architectural designers are finding that copper alloys in extrusions, drawn shapes and sheets offer almost unlimited opportunities in design and color effects.

As a leader and pioneer in producing architectural metals of copper alloys, The American Brass Company has accumulated the experience that can help you achieve outstanding designs in Copper, Red Brass, Architectural Bronze, Yellow Brass and Nickel Silver. For assistance, write: Architectural Service, The American Brass Company, Waterbury 20, Conn.

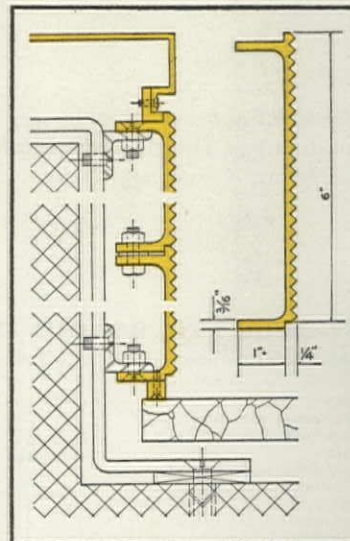
ASB2




The main entrance (above) of the Sinclair Oil Building. Architectural bronze forms the door openings and housings, and frames the glass panels above.

Escalator and stairs (left) from lower-level concourse have architectural bronze paneling and trim.

Architects: Carson & Lundin, New York. **Engineers:** Edwards & Hjorth, New York, and Jaros, Baum & Boles, New York. **General Contractor:** Turner Construction Co., New York. **Ornamental Bronze Fabricator:** C. E. Halback & Co., Brooklyn, N. Y.



Elevator lobby (left) has an extremely interesting wall treatment. To complement the marble, the wall surrounding the elevator doors is composed of serrated architectural bronze extrusions. Detail drawing (above) shows how extrusions are fastened to the wall construction. Close-up photo (right) indicates the pleasing vertical striated effect.



ANACONDA® ARCHITECTURAL METALS

Made by THE AMERICAN BRASS COMPANY

ACOUSTI-

...for ceiling ideas unlimited



Almost limitless design potential is opened to the architect who plans with Acousti-Celotex Sound Conditioning products.

Shown at the right is an interesting example in which Celotex Acoustical Materials have been used with outstanding effect

... integrating color- and design-ideas to create an unusually attractive ceiling appearance at a moderate cost yet with high sound absorption and easy maintenance.

The wide range of Celotex products and installation systems insures unique planning freedom for ceiling design. They integrate with heating and air conditioning equipment, Celotex Acousti-Lux translucent panels or other lighting systems ... enhance any design motif.

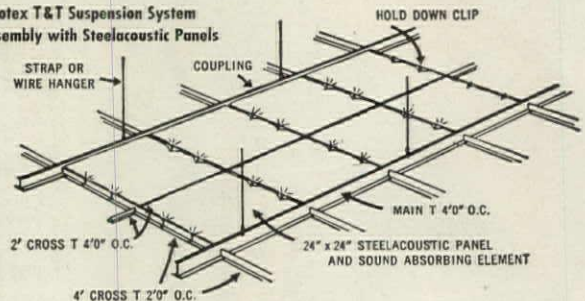
Your Acousti-Celotex Distributor is a man you should know. He has worked with architects on every type of project. His experience, and the facilities of his trained service organization, are always available. You'll find consultation with him, right from the start, helpful and profitable.

La Jolla Country Club, La Jolla, California, showing ceiling of Acousti-Celotex Stria-Colored Steelacoustic® Panels on a T & T® Suspension System. Architects: Paderewski, Mitchel and Dean, San Diego. Acousti-Celotex Contractor: Hackett Acoustics and Specialties, Inc., San Diego, Cal.

*TRADE MARK REG. U. S. PAT. OFF.

SPECIFICATIONS: Write for portfolio of specifications, including detail drawings, covering this and other ceiling assemblies and Acousti-Celotex applications.

Celotex T & T Suspension System Assembly with Steelacoustic Panels



ACOUSTI-CELOTEX SOUND CONDITIONING Products to Meet Every Sound Conditioning Problem... Every Building Code-

The Celotex Corporation, 120 S. La Salle St., Chicago 3, Ill. • In Canada: Dominion Sound Equipments, Ltd., Montreal, Quebec

- ALABAMA**
- Birmingham 3.....Acousti Engineering of Alabama, Inc.
- New Orleans 12, La.....Acoustics & Specialties Co.
- ARIZONA**
- Phoenix.....Phoenix Roofing & Supply Co.
- Tucson.....Garrett Building Specialties
- ARKANSAS**
- Little Rock.....Acoustics & Specialties Co.
- Memphis 3, Tenn.....Acoustics & Specialties, Inc.
- CALIFORNIA**
- Bakersfield.....McNaul Company
- Glendale 4.....The Harold E. Shugart Co., Inc.
- Fresno, Oakland 6, Sacramento 14, San Francisco 3, San Jose, Stockton.....Western Asbestos Co.
- San Diego 1.....Hackett Acoustics & Specialties, Inc.
- COLORADO**
- Denver 1.....Lauren Burt, Inc. of Colorado
- CONNECTICUT**
- West Haven.....Thermal Acoustics, Inc.
- DELAWARE**
- Baltimore 11, Md.....The Hampshire Corp.
- Philadelphia 31, Pa.....Jacobson & Co., Inc.
- DISTRICT OF COLUMBIA**
- Bladensburg, Md.....The Hampshire Corp.
- FLORIDA**
- Jacksonville 4, Tampa 5, Orlando
- Miami 32.....Acousti Engineering Co. of Fla.
- Miami 32.....Acousti Corporation of Miami, Ltd.

- New Orleans 12, La.....Acoustics & Specialties Co.
- GEORGIA**
- Atlanta 3.....Acousti Engineering Co.
- Chattanooga 4, Tenn.....Hale & Wallace, Inc.
- IDAHO**
- Salt Lake City, Utah.....Lauren Burt, Inc.
- Spokane 10, Wash.....Noise Control of Spokane, Inc.
- ILLINOIS**
- Chicago 10, Rockford.....James L. Lyon Co.
- Peoria.....R. L. McManus & Co.
- Davenport, Iowa.....Allied Construction Services, Inc.
- St. Louis 3, Mo.....Henges Co., Inc.
- INDIANA**
- Fort Wayne 7, Wabash, Indianapolis 6.....Hugh J. Baker & Co.
- Chicago 10, Ill.....James L. Lyon Co.
- Louisville 2, Ky.....E. C. Decker & Co. of Ky., Inc.
- Cincinnati 2, Ohio.....E. C. Decker & Co., Inc.
- IOWA**
- Des Moines, Davenport.....Allied Construction Services, Inc.
- Sioux City, Omaha, Neb.....Earl S. Lewis & Co., Inc.
- KANSAS**
- Wichita, Kansas City 8, Mo.....Henges Co., Inc.
- KENTUCKY**
- Louisville 2.....E. C. Decker & Co. of Ky., Inc.
- Cincinnati 2, Ohio.....E. C. Decker & Co., Inc.
- Knoxville, Nashville, Tenn.....Tri-State Roofing Co.

- LOUISIANA**
- New Orleans 12, Shreveport.....Acoustics & Specialties Co.
- MAINE**
- Winthrop, Me.....Pitcher & Co., Inc.
- MARYLAND**
- Baltimore 11, Bladensburg.....The Hampshire Corp.
- MASSACHUSETTS**
- Cambridge 42, Worcester.....Pitcher & Co., Inc.
- Pittsfield.....Acoustical Ceilings, Inc.
- MICHIGAN**
- Dearborn, Lansing, Saginaw.....R. E. Leggette Co.
- Grand Rapids.....Leggette-Michaels Co.
- Green Bay, Wis.....Edward T. Ver Halen, Inc.
- MINNESOTA**
- Minneapolis 15, Duluth.....Insulation Sales Co., Inc.
- MISSISSIPPI**
- Jackson, Memphis 3, Tenn.....Acoustics & Specialties, Inc.
- New Orleans 12, La.....Acoustics & Specialties Co.
- MISSOURI**
- Kansas City 8, St. Louis 3.....Henges Co., Inc.
- MONTANA**
- Spokane 10, Wash.....Noise Control of Spokane, Inc.
- NEBRASKA**
- Omaha 2.....Earl S. Lewis & Co., Inc.
- Denver 1, Colo.....Lauren Burt, Inc. of Colorado
- NEVADA**
- Sacramento 14, Calif.....Western Asbestos Co.
- Salt Lake City 4, Utah.....Lauren Burt, Inc.

CELOTEX



NEW HAMPSHIRE
Goffstown, N. H. Pitcher & Co., Inc.

NEW JERSEY
Elizabeth 4, Philadelphia 31, Pa. Jacobson & Co., Inc.

NEW MEXICO
Albuquerque R. E. Leggette Co. of New Mexico
El Paso, Texas Southwest Acoustical Co.

NEW YORK
Albany, Rochester 10, Syracuse 3
 Collum Acoustical Co., Inc.
Buffalo 2, Jamestown
 Western New York Collum Acoustical Corp.
New York 17 Jacobson & Co., Inc.

NORTH CAROLINA
Charlotte 3 Acousti Engineering of Carolinas, Inc.
Norfolk, Va. The Hampshire Corp.

NORTH DAKOTA
Minneapolis 15, Minn. Insulation Sales Co., Inc.

OHIO
Cincinnati 2, Dayton 5 E. C. Decker & Co., Inc.
Cleveland 13, Columbus 8, Akron 4,
Pittsburgh 12, Pa. The George P. Little Co., Inc.

OKLAHOMA
Oklahoma City 4 Sooner Acoustical Company
Tulsa Oklahoma Acoustical & Specialties Co.

OREGON
Portland 10 Noise Control of Oregon, Inc.

PENNSYLVANIA
Philadelphia 31, Harrisburg Jacobson & Co., Inc.
Pittsburgh 12 The George P. Little Co., Inc.
Buffalo 2, N. Y.
 Western New York Collum Acoustical Corp.
Baltimore 11, Md. The Hampshire Corp.

RHODE ISLAND
Providence Pitcher & Co., Inc.

SOUTH CAROLINA
Charlotte 3, N. C. Acousti Engineering of Carolinas, Inc.

SOUTH DAKOTA
Minneapolis 15, Minn. Insulation Sales Co., Inc.
Denver 1, Colo. Lauren Burt, Inc. of Colo.

TENNESSEE
Memphis 3 Acoustics & Specialties, Inc.
Knoxville, Nashville Tri-State Roofing Co.
Chattanooga 4 Hale & Wallace, Inc.
Roanoke, Va. The Hampshire Corp.

TEXAS
Abilene Callaway's
Midland West Texas Brick & Tile Co.
Amarillo Jenkins Brick & Supply Co.
Dallas Gambrell & Company
Houston, San Antonio, Corpus Christi Straus-Frank Co.
El Paso Southwest Acoustical Company

UTAH
Salt Lake City 4 Lauren Burt, Inc.

VERMONT
Burlington, Rutland The Bader Co.

VIRGINIA
Baltimore 11, Md., Bladensburg, Md. The Hampshire Corp.
Richmond 22, Roanoke 2, Norfolk The Hampshire Corp.

WASHINGTON
Portland 10, Ore. Noise Control of Oregon, Inc.
Seattle 3 Noise Control of Seattle, Inc.
Spokane 10 Noise Control of Spokane, Inc.

WEST VIRGINIA
Cincinnati E. C. Decker & Co.
Charleston The Hampshire Corp.
Pittsburgh 12, Pa. The George P. Little Co., Inc.
Baltimore 11 The Hampshire Corp.

WISCONSIN
Milwaukee 2, Green Bay, Madison 1
 Edward T. Ver Halen, Inc.
Minneapolis 15, Minn. Insulation Sales Co., Inc.


WYOMING
Denver 1, Colo. Lauren Burt, Inc. of Colorado
Salt Lake City 4, Utah Lauren Burt, Inc.

IN CANADA
St. John's, Nfld., Halifax, St. John, N.B., Montreal (Home
office), Ottawa, Toronto, North Bay, Hamilton, London,
Winnipeg, Regina, Saskatoon, Calgary, Edmonton,
Vancouver Dominion Sound Equipments, Ltd.




Notre Dame Hospital, Manchester, New Hampshire

WHERE **QUIET** VIBRATIONLESS
OPERATION IS ALL-ESSENTIAL —
B&G PUMPS
ARE THE PREFERRED UNITS



Secondary heating circuits are circulated by this battery of B&G Booster Pumps.



The piping of the primary circuit does not leave the apparatus room and is circulated by B&G Universal Pumps.

Architect: Leo P. Provost, A.I.A., Manchester, N. H.
Engineer: Romeo P. Morin, P.E., Manchester, N. H.
General Contractor: Harvey Construction Co., Inc., Manchester, N. H.
Heating Contractor: R. C. Peabody, Inc., Manchester, N. H.


This installation illustrates two important factors in the design of a satisfactory forced hot water heating system.

First, it employs primary and secondary pumping—a design arrangement developed by B&G for more accurate control of temperatures. As shown in the photos, B&G Universal Pumps circulate the primary mains and B&G Boosters circulate the secondary circuits supplying seven zones.

Second, the B&G pumps selected are noted for quiet operation—an all-important consideration. Transmission of pump noise through the piping system can penalize the most careful designing and installation.

B&G Booster and Universal Pumps are engineered and built to meet the exacting demands of water heating and cooling systems. These are not run-of-mine centrifugal pumps... they are distinguished by numerous features which assure *silent, vibrationless* operation. Among these are specially built, more costly motors, tested for quietness—oversized shafts of hardened alloy steel—long sleeve bearings—noise dampening spring couplers—oil lubrication and leak-proof mechanical seals.

That's why B&G Circulating Pumps are preferred... they're quiet where silence counts!



B&G UNIVERSAL PUMP



B&G BOOSTER PUMP



Reg. U.S. Pat. Off.

Hydro-Flo SYSTEM


BELL & GOSSETT

C O M P A N Y

Dept. FH-62, Morton Grove, Ill.

Canadian Licensee: S.A. Armstrong, Ltd., 1400 O'Connor Drive, Toronto 18, Ontario


A continuing review of international building



HAMILTON WRIGHT

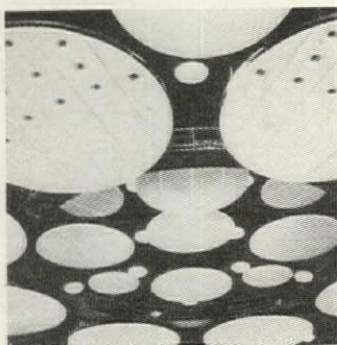
VENEZUELAN HIPPODROME

Like many a boomtown, Caracas has been outgrowing its cultural and recreational amenities. Latest facility to need updating: the national horse-track, previously located downtown. Now moved 15 miles out in the suburbs, the new track, called La Rinconada, has one of the largest grandstands (35,000 seats) in the world. Los Angeles Architect Arthur Froehlich, an old hippodrome hand (New York's Aqueduct Raceway, Hollywood's Park Turf Club), was also able to find room beneath the scalloped, pierced, concrete roofs for three restaurants, several elevators, lounges—and a dance hall.






JOHN C. ROSS

CUBAN CIRCUS



Despite Cuba's recent political difficulties, the dictatorial tradition of building monumental circuses for mass sports goes forward unchecked. In February a gigantic "Sports Palace" was opened, set neatly into a corner of President Batista's "City of Sports." The concrete

palace, supported by 48 columns in two concentric circles, has a diameter of more than 300 feet, seats some 15,000 enthusiasts. An unusual feature of the building is the "clouds" suspended from the roof (left), serving as light and sound baffles.



PHOTOS: WARREN REYNOLDS

MEXICAN CLIFF-HANGER

Near Mexico City and above Lake Tequesquitengo (sounds like "take waistcoat 'n' go!") rises a six-story, multicolored hotel that clings to the cliff with the tenacity of a colorful bougainvillea vine. Designed by Architect Mario Pani, the hotel has six main


elements: a white upper-level entrance lobby, a yellow block of guest apartments, a red stair tower, a beige curtained convention hall, a breakfast terrace, and cocktail lounge with candy-striped umbrellas. The elements are connected by open air passages.

GERMAN NATURE

The continued faith of Europeans in the curative power of nature is reflected in Architect Harald Deilmann's hospital in Bad Salzflun, West Germany. The hospital board felt that many contemporary hospitals were merely impersonal, antiseptic temples to hygiene, told Deilmann to try something more natural. Like Alvar Aalto's famous

flying balcony sanatorium at Paimio, Finland, Deilmann's building (below) lures nature indoors through balconies and broad windows, urges patients to look out as a part of their cure. On the ground floor in a separate, one-story wing, are facilities for taking advantage of the area's waters, rich in healthful minerals.

PHOTOS: BAUWEIT




SWISS PINE

High in the Swiss Alps, Architects Heidi and Peter Wenger have built a tent-shaped week-end house that answers most of the problems of architecture in mountainous landscapes. The structure consists simply of three-sided frames, set in concrete bases, and a suspend-


ed floor. The roof's steep pitch sheds snow handily, and the curiously medieval, retractable front porch (below) also prevents winter damage. In the spring the Wengers arrive, the porch is lowered, and the cottage looks as simply triangular as any of the surrounding pine trees.

PHOTOS: HABITATION



END

197



PHOTOS: BAUWELT


SPANISH SEA GULL

On the fashionable island of Mallorca off the east coast of Spain, Dean José Luis Sert of Harvard's Graduate School of Design has built a modish, sculpture-conscious house for Spanish Artist Juan Miro. Above the rock retaining walls that rise from the sea, the concrete roof shells arch like sea gull wings. The wings' functional purpose is

to bring air and filtered light down through louvers (top) into the two-story-high studio below. North light enters a smaller mezzanine work-room through the glass wall of the entrance side, while the Mediterranean glare from the seaside is kept out of the house by means of *brise-soleils* of various shapes and sizes and attitudes.

Nesbitt SILL-LINE Radiation
gives you complete flexibility and . . .

Design
FREEDOM



Nesbitt Sill-Line is designed for complete flexibility of application. Standard accessories meet every job installation requirement with the same quality workmanship and styling that leading architects associate with Sill-Line Radiation. In addition, Nesbitt Sill-Line is often uniquely suited to special interior treatment:

Design Idea No. 1: The full back panel may be used to support the complete assembly, mullion to mullion, on panel wall construction without intermediate supports.

Design Idea No. 2: On many jobs, Sill-Line Radiation, available in six decorator colors, also serves as the interior finish on window walls.

Nesbitt Sill-Line Radiation is fully described in Publication 30-1. Write for your copy today.

Nesbitt SILL-LINE
Radiation

Made and sold by John J. Nesbitt, Inc., Philadelphia 36, Pa.

MEMBER



REG. U.S. PAT. OFF.