

# National Highway Traffic Safety Administration

---

*Safer cars. Safer Drivers. Safer roads.*


---



## NEW MANUFACTURERS HANDBOOK

## Requirements for Manufacturers of Motor Vehicles and Motor Vehicle Equipment

---



REVISION DATE: 12/08/2023

## TABLE OF CONTENTS

<b>CHAPTER 1. BACKGROUND</b> .....	<b>4</b>
<i>Federal Statutes and Regulations</i> .....	4
<i>How and Why Were the Federal Motor Vehicle Safety Standards Developed?</i> .....	4
<i>Motor Vehicle and Motor Vehicle Equipment Certification</i> .....	4
<i>Penalties for Violations of the Vehicle Safety Act and Implementing Regulations</i> .....	5
<b>CHAPTER 2. WHAT DOES NHTSA REGULATE?</b> .....	<b>5</b>
<i>Motor Vehicles</i> .....	5
<i>Motor Vehicle Equipment</i> .....	6
<b>CHAPTER 3. PROCEDURAL REQUIREMENTS FOR FABRICATING MANUFACTURERS</b> .....	<b>7</b>
<i>Introduction</i> .....	7
<i>Part 551 - Designate a Permanent Resident of the United States as its Agent for Service of Process</i> .....	7
<i>Part 566 - Manufacturer Identification</i> .....	7
<b>CHAPTER 4. VEHICLE IDENTIFICATION NUMBERS</b> .....	<b>8</b>
<i>Vehicle Identification Number or VIN</i> .....	8
<i>VIN Location on Vehicles</i> .....	8
<i>VIN Content</i> .....	9
<i>First Section of the VIN</i> .....	9
<i>Obtaining a World Manufacturer Identifier</i> .....	10
<i>Second Section of the VIN</i> .....	10
<i>Motorcycle VINs</i> .....	13
<i>Trailer VINs</i> .....	14
<i>Second Section VIN Character Restrictions</i> .....	16
<i>Third Section of the VIN</i> .....	16
<i>Fourth Section</i> .....	18
<b>CHAPTER 5. CERTIFICATION TO ALL APPLICABLE FMVSS</b> .....	<b>20</b>
<i>Introduction</i> .....	20
<i>Motor Vehicle Equipment Certification and NHTSA Assigned Codes</i> .....	20
<i>Motor Vehicle Certification</i> .....	21
<i>Motor Vehicle Certification Labels</i> .....	21
<b>CHAPTER 6. THE FEDERAL MOTOR VEHICLE SAFETY STANDARDS</b> .....	<b>23</b>
<i>FMVSS Issuance</i> .....	23
<i>FMVSS Organization under 49 CFR Part 571</i> .....	23
<i>FMVSS Applicability</i> .....	24
<i>Reference Table Identifying FMVSS Applicability by Vehicle Type and Equipment Items</i> .....	24
<b>CHAPTER 7. TIRE INFORMATION LABELING REQUIREMENTS</b> .....	<b>24</b>
<b>CHAPTER 8. DUTY TO NOTIFY NHTSA OF A NONCOMPLIANCE WITH AN FMVSS OR A SAFETY-RELATED DEFECT</b> .....	<b>25</b>
<b>CHAPTER 9. DUTY TO NOTIFY OWNERS AND DEALERS AND PROVIDE A REMEDY FOR A NONCOMPLIANCE OR A SAFETY-RELATED DEFECT</b> .....	<b>25</b>
<b>CHAPTER 10. RECORD KEEPING FOR MANUFACTURERS</b> .....	<b>25</b>
<i>Tires</i> .....	25
<i>Child Restraints</i> .....	26
<i>Motor Vehicles and Equipment</i> .....	26
<b>CHAPTER 11. EARLY WARNING REPORTING</b> .....	<b>26</b>
<b>CHAPTER 12. OTHER STATUTORY/REGULATORY REQUIREMENTS</b> .....	<b>27</b>
<i>Theft Prevention</i> .....	27
<i>Bumper Standards</i> .....	27
<i>Fuel Economy</i> .....	27
<i>Domestic Content Labeling</i> .....	27
<i>Consumer Information</i> .....	27
<b>CHAPTER 13. NHTSA CONTACTS</b> .....	<b>28</b>
<b>CHAPTER 14. ADDITIONAL RESOURCES</b> .....	<b>29</b>
<b>CHAPTER 15. HELPFUL HINTS</b> .....	<b>30</b>

<b>APPENDICES.....</b>	<b>31</b>
<b>APPENDIX 1 - PART 551 - DESIGNATE A PERMANENT RESIDENT OF THE UNITED STATES AS ITS AGENT FOR SERVICE OF PROCESS.....</b>	<b>31</b>
<b>APPENDIX 2 - SAMPLE SPREADSHEET FORMAT TO CALCULATE A VIN CHECK DIGIT.....</b>	<b>33</b>
<b>APPENDIX 3 – PART 565 VEHICLE IDENTIFICATION NUMBER.....</b>	<b>34</b>
Trailers.....	34
Motorcycles.....	36
Multipurpose Passenger Vehicles.....	38
Passenger Cars.....	40
<b>APPENDIX 4 – PART 567 CERTIFICATION LABELS.....</b>	<b>42</b>
Sample manufacturer’s certification label for a motorcycle/motor-driven cycle.....	42
Sample manufacturer’s certification label for a trailer.....	42
Sample manufacturer’s certification label for a low-speed vehicle.....	42
Sample manufacturer’s certification label for a multipurpose passenger vehicle.....	42
Sample manufacturer’s certification label for a truck (GVWR < 6,000 lbs.).....	43
Sample manufacturer’s certification label for a truck (GVWR ≥ 6,000 lbs.).....	43
Sample manufacturer’s information label for an incomplete vehicle.....	43
Sample alterer’s certification label for an MPV.....	44
Final-stage manufacturer’s label for a truck.....	44
Sample manufacturer’s certification label for a passenger car <sup>57</sup> .....	44
<b>APPENDIX 5 – CERTIFICATION LABEL SUPPLIERS.....</b>	<b>46</b>
<b>APPENDIX 6 – HOW TO SEARCH NHTSA’S MANUFACTURERS’ INFORMATION DATABASE.....</b>	<b>47</b>
<b>APPENDIX 7 - HOW TO ENTER SUBMITTALS USING NHTSA’S MANUFACTURERS PORTAL.....</b>	<b>59</b>
<b>APPENDIX 8 - HOW TO ENTER PART 565 SUBMITTAL USING NHTSA’S MANUFACTURER PORTAL.....</b>	<b>65</b>
<b>APPENDIX 9 - HOW TO ENTER EQUIPMENT PLANT SUBMITTALS USING NHTSA’S MANUFACTURER PORTAL.....</b>	<b>69</b>
<b>APPENDIX 10 - HOW TO UPDATE EXISTING RECORDS (PART 566, PART 551, PART 565, EQUIPMENT PLANT CODES, PART 586, AND REPLICA VEHICLE ANNUAL REPORTING) USING THE MANUFACTURER ID.....</b>	<b>73</b>
<b>APPENDIX 11 - HOW TO ENTER REPLICA VEHICLE REGISTRATION SUBMITTALS USING NHTSA’S MANUFACTURER PORTAL.....</b>	<b>75</b>
<b>APPENDIX 12 - HOW TO ENTER REPLICA VEHICLES - ANNUAL REPORT SUBMITTALS USING NHTSA’S MANUFACTURER PORTAL....</b>	<b>83</b>
<b>APPENDIX 13 – HOW TO ENTER TEMPORARY IMPORT EXEMPTION FOR VEHICLES SUBMITTALS USING NHTSA’S MANUFACTURER PORTAL.....</b>	<b>91</b>
<b>APPENDIX 14 – HOW TO ENTER TEMPORARY IMPORT EXEMPTION FOR EQUIPMENT SUBMITTALS USING NHTSA’S MANUFACTURER PORTAL.....</b>	<b>110</b>
<b>APPENDIX 15 - FMVSS APPLICABILITY TO VEHICLE TYPE AND EQUIPMENT ITEMS.....</b>	<b>119</b>
<b>APPENDIX 16 – SAMPLE TIRE REGISTRATION FORM – INDEPENDENT DISTRIBUTORS AND DEALERS.....</b>	<b>123</b>
<b>DOCUMENT REVISIONS.....</b>	<b>124</b>

# Requirements for Manufacturers of Motor Vehicles and Motor Vehicle Equipment Items

*Disclaimer – This document is a simplified description of the requirements for manufacturers of motor vehicles and motor vehicle equipment and does not supersede any requirements contained in the statutes and regulations administered by The National Highway Traffic Safety Administration. Please refer to the statutes and regulations cited herein for a more detailed description of such requirements.*

## Chapter 1. Background

### *Federal Statutes and Regulations*

The National Highway Traffic Safety Administration (NHTSA) is the U.S. government agency responsible for implementing and enforcing the National Traffic and Motor Vehicle Safety Act of 1966, as amended, 49 U.S.C. Chapter 301 (the Vehicle Safety Act), and certain other laws relating to motor vehicle safety. Under that authority, NHTSA issues and enforces Federal motor vehicle safety standards (FMVSS) that apply to motor vehicles and to certain items of motor vehicle equipment. Implementing regulations are found in Title 49 of the Code of Federal Regulations (CFR), Parts 500-599.<sup>1</sup> Most CFR citations in this document are to specific sections of the regulations. For example, FMVSS No. 101 Controls and Displays can be found at 49 CFR 571.101.

### *How and Why Were the Federal Motor Vehicle Safety Standards Developed?*

The Vehicle Safety Act was enacted to reduce traffic crashes and deaths and injuries resulting from traffic crashes. Under that authority, NHTSA issues and enforces FMVSS that apply to motor vehicles and certain items of motor vehicle equipment. The Vehicle Safety Act requires that each FMVSS be practicable, meet the need for motor vehicle safety, and be stated in objective terms.<sup>2</sup> On February 3, 1967, NHTSA published a final rule establishing the first FMVSS.<sup>3</sup>

### *Motor Vehicle and Motor Vehicle Equipment Certification*

The Vehicle Safety Act requires that motor vehicles and regulated items of motor vehicle equipment manufactured for sale in the United States be certified to comply with all applicable FMVSS.<sup>4</sup> Type approval is not required for motor vehicles and motor vehicle equipment sold in the United States. NHTSA does not issue type approval certifications and does not certify any motor vehicles or motor vehicle equipment as complying with applicable FMVSS. Instead, in accordance with 49 U.S.C. 30115, a “self-certification” process is in place, which requires the manufacturer to certify the vehicle or equipment item as complying with the applicable FMVSS. The Vehicle Safety Act requires the exercise of “reasonable care” in issuing a certification of compliance with safety standards.<sup>5</sup>

<sup>1</sup> The CFR may be browsed or searched at the link [http://www.ecfr.gov/cgi-bin/text-idx?SID=48fa9e537b7babef583a42e23e4555c5&mc=true&tpl=/ecfrbrowse/Title49/4%209tab\\_02.tpl](http://www.ecfr.gov/cgi-bin/text-idx?SID=48fa9e537b7babef583a42e23e4555c5&mc=true&tpl=/ecfrbrowse/Title49/4%209tab_02.tpl)

<sup>2</sup> See 49 U.S.C. 30111

<sup>3</sup> See 32 FR 2408

<sup>4</sup> See 49 U.S.C. 30115

<sup>5</sup> Ibid.

## *Penalties for Violations of the Vehicle Safety Act and Implementing Regulations*

Manufacturers may be subject to substantial civil penalties for failure to meet the requirements of the statutes and regulations that NHTSA administers.<sup>6</sup> Currently, those penalties can be as high as \$21,000 for each violation with a maximum civil penalty of \$105,000,000 for a related series of violations.<sup>7</sup> For example, the failure of a manufacturer to furnish notification of noncompliance or defect to owners or to NHTSA may subject the fabricating manufacturer to substantial civil penalties.

### **Chapter 2. What does NHTSA Regulate?**

#### *Motor Vehicles*

Motor vehicles are defined by statute as vehicles that are driven or drawn by mechanical power and manufactured primarily for use on public streets, roads, or highways.<sup>8</sup> In regulating the manufacture of motor vehicles, NHTSA has established the type classifications identified and defined in Table 1.<sup>9</sup>

*Table 1 – Motor Vehicle Type Classifications*

<b>Classification</b>	<b>Definition</b>
Passenger car	A motor vehicle with motive power, except a low-speed vehicle, multipurpose passenger vehicle, motorcycle, or trailer, designed for carrying 10 persons or less.
Multipurpose passenger vehicle	A motor vehicle with motive power, except a low-speed vehicle or trailer, designed to carry 10 persons or less which is constructed either on a truck chassis or with special features for occasional off-road operation.
Truck	A motor vehicle with motive power, except a trailer, designed primarily for the transportation of property or special purpose equipment.
Bus	A motor vehicle with motive power, except a trailer, designed for carrying more than 10 persons.
Motorcycle	A motor vehicle with motive power having a seat or saddle for the use of the rider and designed to travel on not more than three wheels in contact with the ground.
Trailer	A motor vehicle with or without motive power, designed for carrying persons or property and for being drawn by another motor vehicle.
Low-speed vehicle	A motor vehicle, that is 4-wheeled, whose speed attainable in 1 mile (1.6 km) is more than 20 miles per hour (32 kilometers per hour) and not more than 25 miles per hour (40 kilometers per hour) on a paved level surface, and whose GVWR is less than 3,000 pounds (1,361 kilograms).
Pole Trailer	A motor vehicle without motive power designed to be drawn by another motor vehicle and attached to the towing vehicle by means of a reach or pole, or by being boomed or otherwise secured to the towing vehicle, for transporting long or irregularly shaped loads such as poles, pipes, or structural members capable generally of sustaining themselves

All motor vehicles must be classified in the manner set forth in Table 1. For example, school buses are classified as buses, motor driven cycles are classified as motorcycles, and motor homes are classified as multipurpose passenger vehicles. Vehicles such as race cars, dirt bikes, or all-terrain vehicles that are not primarily manufactured for on-road use do not qualify as motor vehicles and are therefore not regulated by NHTSA. Instead, such vehicles may be regulated by the Consumer Product Safety Commission (CPSC).<sup>10</sup>

<sup>6</sup> See 49 U.S.C. 30165

<sup>7</sup> See 49 CFR Part 578

<sup>8</sup> See 49 U.S.C. 30102

<sup>9</sup> See 49 CFR § 571.3 Definitions

<sup>10</sup> See [www.cpsc.gov](http://www.cpsc.gov)

## Motor Vehicle Equipment

The Vehicle Safety Act defines motor vehicle equipment as:

- Any system, part, or component of a motor vehicle as originally manufactured.
- Any similar part or component manufactured or sold for replacement or improvement of a system, part, or component, or as an accessory or addition to a motor vehicle; or
- Any device or an article of apparel (except medicine or eyeglasses prescribed by a licensed practitioner) that is not a system, part, or component of a motor vehicle and is manufactured, sold, delivered, offered, or intended to be used only to safeguard motor vehicles and highway users against risk of accident, injury, or death.<sup>11</sup>

The Vehicle Safety Act requires that regulated items of motor vehicle equipment manufactured for sale in the United States be certified to comply with all applicable FMVSS.<sup>12</sup> Motor vehicle equipment items that are not subject to the FMVSS do not require certification; however, such items may be found (by either NHTSA or the manufacturer) to have a safety-related defect, and if so, the manufacturer will have an obligation to furnish owners of the equipment with notification of, and a remedy for, the defect, usually at no charge to the consumer. Motor vehicle equipment items that are subject to the FMVSS are identified in Table 2.

**Table 2 – Motor Vehicle Equipment Items Subject to the FMVSS**

Motor Vehicle Equipment Description	See FMVSS Number(s)
Tires	109/110/117/119/120/129/139
Rims	110/120
Brake Hoses	106
Brake Fluid	116
Seat Belt Assemblies	209
Lamps, Reflective Devices, and Associated Equipment	108
Glazing (Automotive Glass and Plastics)	205
Motorcycle Helmets	218
Child Restraint Systems (Child Safety Seats)	213
Platform Lift Systems for The Mobility Impaired	404
Rear Impact Guards for Trailers	223
Triangular Reflective Warning Devices	125
Compressed Natural Gas Containers	304

<sup>11</sup> See 49 U.S.C. 30102(a)(7)

<sup>12</sup> See 49 U.S.C. 30115

## Chapter 3. Procedural Requirements for Fabricating Manufacturers

### *Introduction*

Before offering a motor vehicle or motor vehicle equipment item for sale in the United States, the fabricating manufacturer must: 1) designate a permanent resident of the United States as its agent for service of process if the fabricating manufacturer is not located in the United States (49 CFR Part 551, Subpart D *Service of Process on Foreign Manufacturers and Importers*) and 2) submit to NHTSA identifying information on itself and on the products it manufactures to the FMVSS, not later than 30 days after the manufacturing process begins (49 CFR Part 566 *Manufacturer Identification*).<sup>13</sup> Forms Part 565 & Part 566, as well as Equipment and Tire forms must be submitted to the NHTSA Manufacturer Portal. Information about the Portal can be found in Appendix 7.

### *Part 551 - Designate a Permanent Resident of the United States as its Agent for Service of Process*

All foreign manufacturers, assemblers, and importers of motor vehicles or motor vehicle equipment must comply with this regulation before offering a motor vehicle or item of motor vehicle equipment for importation into the United States. The purpose of this regulation is to ensure that NHTSA is able to serve the manufacturer's agent with administrative or judicial notice or process. A detailed explanation of this regulation may be found in 49 CFR Part 551, Subpart D.

To expedite NHTSA's processing of submissions received under Part 551, Subpart D, foreign manufacturers may submit designation information online at: <http://vpic.nhtsa.dot.gov/MfrPortal/>. After a manufacturer submits designation information online, NHTSA's database will email a confirmation of the form.

The manufacturer can email a copy of the print-out with ink signatures (no electronic signatures) to the following address within 2 months: [NHTSAAgentDesignations@dot.gov](mailto:NHTSAAgentDesignations@dot.gov)

If you are unable to email your completed print-out, please mail (preferably via express mail services) the hardcopy with ink signatures to the following address within 2 months:

US Department of Transportation NHTSA Correspondence Unit  
1200 New Jersey Avenue, SE, Room W41-306 Washington, DC 20590

Please note that there is a significant delay in processing submissions sent to DOT headquarters.

Please do not send duplicate copies of the completed print-out to the email address and DOT headquarters as this will delay processing of your submission.

### *Part 566 - Manufacturer Identification*

Manufacturers of motor vehicles and of motor vehicle equipment to which a FMVSS applies (except tires), must submit to NHTSA identifying information and a description of the items they produce not later than 30 days after manufacturing begins.<sup>14</sup> Not later than 30 days after any relevant business information changes, manufacturers must notify NHTSA to ensure that their records remain current, accurate, and complete.<sup>15</sup>

An individual business such as a corporation or limited liability company may want to operate multiple businesses without creating a new legal entity for each business. In the United States, these names are generally registered with the Office of the Secretary of State for the State in which the company is domiciled.

---

<sup>13</sup> NHTSA maintains on its website a list of manufacturers that have made Part 566 submissions. See <http://vpic.nhtsa.dot.gov/mid/>

<sup>14</sup> See 49 CFR Part 566

<sup>15</sup> NHTSA obtains tire manufacturer identification information when the agency assigns a plant code to the tire manufacturer. See 49 CFR 574.5

Business laws may be different from State to State and even more diverse from country to country; however, it is important for manufacturers to furnish NHTSA with all versions of its company's legal business name, including trade names, assumed names, fictitious business names, and brand or label names that are associated with the business. Unregistered manufacturers' names on vehicle certification labels, importation documents, or vehicle ownership documents may cause confusion or delays when processing vehicles at the ports or during titling and registration of the vehicles for on-road use. Several examples of business names are shown in Table 3.

**Table 3 – Examples of Assumed / Fictitious Business Names**

Acme Company, Inc.	Trading As or T/A	Smith Productions
Jones Manufacturing	Doing business as or DBA or d/b/a	Acme Company, Inc.
Smith and Sons	A Division of	Acme Company, Inc.
Jones Manufacturing	A Subsidiary of	Acme Company, Inc.
Brown Quality Motors, Ltd.	Operating as or o/a	BQM Associates
China ABC Group Co. Ltd.	Doing business as or DBA or d/b/a	Qinghai Wu Industries

See Appendix 6 for instructions on how to search NHTSA's Manufacturers' Information database and Appendix 7 for instructions on how to submit 566 submittals to NHTSA Manufacturer Portal at: <http://vpic.nhtsa.dot.gov/MfrPortal/>.

Part 566 information submitted by manufacturers is searchable on the Manufacturer's Information Database web site is: <http://vpic.nhtsa.dot.gov/mid/>.

## Chapter 4. Vehicle Identification Numbers

### *Vehicle Identification Number or VIN*

Under regulations administered by NHTSA, a vehicle identification number or VIN is "a series of Arabic numbers and Roman letters that is assigned to a motor vehicle for identification purposes."<sup>16</sup> Among other things, NHTSA's regulations at 49 CFR Part 565 require a motor vehicle manufacturer to assign to each motor vehicle manufactured for sale in the United States a 17-character VIN that uniquely identifies the vehicle. The VIN must be correctly formatted and include a check digit in Position 9 that is mathematically correct under a formula that is included in the regulation. VINS are required to have 17 characters that do not include the letters I, O, or Q. Beginning with the 1980 model year, the VINs of any two vehicles manufactured within a 60-year period must not be identical. All spaces provided for in the VIN must be occupied by a character specified in Part 565 and the type face used for each VIN must be in capitals and use sanserif characters. This means that the characters will not have fine lines or "serifs" finishing off the main strokes of the letters. The VIN of each vehicle must appear clearly and indelibly upon either a part of the vehicle, other than the glazing, that is not designed to be removed except for repair or upon a separate plate or label that is permanently affixed to such a part.<sup>17</sup>

### *VIN Location on Vehicles*

The VIN for passenger cars, multipurpose passenger vehicles, low-speed vehicles, and trucks of 10,000 lbs. or less gross vehicle weight rating (GVWR) must be located inside the passenger compartment and readable, without moving any part of the vehicle, through the vehicle glazing (windshield) from outside the vehicle adjacent to the left windshield pillar.<sup>18</sup> This is commonly called the "public VIN." NHTSA regulations require that a motorcycle's VIN need only appear on the label certifying compliance with all applicable FMVSS that the manufacturer must affix to a permanent member of the motorcycle as close as practicable to the intersection of the steering post with the handle bars in such a location that it can be easily readable without moving any part of the vehicle except for the steering mechanism.<sup>19</sup>

<sup>16</sup> See 49 CFR 565.12(r)

<sup>17</sup> See 49 CFR 565.13(e)

<sup>18</sup> See 49 CFR 565.13(f)

<sup>19</sup> See 49 CFR 567.4(e)



The VIN for a trailer must appear on the label certifying the vehicle's compliance with all applicable FMVSS that the manufacturer must affix to a location on the forward half of the trailer's left side, such that it is easily readable from outside the trailer without moving any part of the vehicle.<sup>20</sup>

## VIN Content

On April 30, 2008, NHTSA issued amended VIN regulations.<sup>21</sup> These amendments were necessary to make certain that the VIN system would remain viable for the next 30 years. All motor vehicles that are manufactured on or after April 30, 2009, are subject to the amended regulation.

Chart 1 identifies how a VIN is formatted, the general contents of a VIN, and specifications for the characters to be used in certain positions of the VIN.

**Chart 1 – General VIN Format**

1 <sup>st</sup> Section			2 <sup>nd</sup> Section					3 <sup>rd</sup>	4 <sup>th</sup> Section								
Identifies Manufacturer and Type of Vehicle			Identifies Vehicle Attributes (Now includes Vehicle Make)					Check Digit	MY	Plant	Number sequentially assigned in Positions 12-17 if a High-Vol. Manu. or in Positions 15-17 if a Low-Vol. Manu.						
1	2	3	4	5	6	7	8	9	10	11	12	13	14	15	16	17	
		"9" if low-vol. manu.									WMI if low-vol. manufacturer (<1,000 of a given type each year)						
							@@										
							if car, and MPV and truck ≤ 10,000 lbs.										
								###	###	###	###	###	if car, and MPV and truck ≤ 10,000 lbs.				
											###	###	###	###	For vehicle <u>not</u> a car, and MPV and truck ≤ 10,000 lbs.		
<p>@@ means that VIN Characters are: A,B,C,D,E,F,G,H,J,K,L,M,N,P,R,S,T,U,V,W,X,Y, or Z            ### means that VIN Characters are: 0,1,2,3,4,5,6,7,8, or 9</p>																	

The VIN is comprised of four sections. Each section is described in detail below.

### First Section of the VIN

The first section of a VIN consists of three characters. These first three characters of a VIN uniquely identify a motor vehicle manufacturer using the "World Manufacturer Identifier" or WMI code, if the manufacturer produces 1,000 or more vehicles of a given type each year (i.e., a "high-volume" manufacturer<sup>22</sup>). A "low-volume" manufacturer that produces fewer than 1,000 vehicles of a given type each year uses the numeral "9" as the third character and Positions 12, 13, and 14 of the VIN for the remainder of the WMI. The placement of the WMI within a 17-character VIN is identified in Chart 2.

<sup>20</sup> See 49 CFR 567.4(d)

<sup>21</sup> See 73 Federal Register 23367, Published April 30, 2008

<sup>22</sup> See 49 CFR 565.12(e)

*Chart2 - Placement of the World Manufacturer Identifier in the VIN*

1 <sup>st</sup> Section			4 <sup>th</sup> Section								
Identifies Manufacturer and Type of Vehicle			MY	Plant	Identifies (among other things) the 2nd part of the WMI for low-volume manufacturers in Positions 12, 13, and 14						
1	2	3	4,5,6...	10	11	12	13	14	15	16	17
		"9" if low-vol. manu				WMI if low-vol. manufacturer (<1,000 of a given type each year)					

### *Obtaining a World Manufacturer Identifier*

A manufacturer that intends to assemble motor vehicles in the United States must obtain a WMI from the SAE International (Previously known as the Society of Automotive Engineers). NHTSA has a contract with that organization to assign WMIs to manufacturers that assemble motor vehicles in the United States. Manufacturers must contact the SAE directly (and not NHTSA) to request the assignment of a WMI. They may do so by telephoning 724-772-8511 or by writing to: SAE International, 400 Commonwealth Avenue, Warrendale, PA 15096, Attention: WMI Coordinator.

### *Second Section of the VIN*

The second section of the VIN, known as the "Vehicle Descriptor Section," consists of Positions 4 through 8. This second is used to identify "vehicle attributes" for each vehicle type as identified by 49 CFR 565.15, Table I, entitled "*Type of Vehicle and Information Decipherable*." There are two special rules for passenger cars, and for multi-purpose passenger vehicles (MPVs) and trucks with a gross vehicle weight rating (GVWR) of 10,000 lbs. or less. First, manufacturers of such vehicles must report all restraint devices and their locations in the vehicles. Second, Position 7 of the VIN of such a vehicle must be alphabetic. Therefore, for passenger cars, and MPVs and trucks with a GVWR of 10,000 lbs. or less, if Position 7 of the VIN is alphabetic, the model year identified in Position 10 of the VIN refers to a year in the range of 2010-2039. Position 7 of VINs assigned to other vehicle types (e.g., motorcycles, buses, trailers) may be either alphabetic or numeric.

Part 565 requires that manufacturers identify in the second section of the VIN, the vehicle attributes for each vehicle type as summarized in Chart 3.

**Chart 3 - Vehicle Attributes for Each Vehicle Type that must be Identified in VIN Positions 4 through 8**

Required Information for:	Passenger	Multipurpose	Truck*	Bus	Trailer	Motorcycle	Incomplete	Low Speed
Make	Yes	Yes	Yes	Yes	Yes	Yes	Yes	Yes
Line or Model	Yes	Yes	Yes	Yes		Yes	Yes	
Series	Yes	Yes	Yes	Yes			Yes	
Body Type	Yes	Yes		Yes				Yes
Engine Type	Yes	Yes	Yes	Yes		Yes	Yes	Yes
GVWR@		Yes	Yes					Yes
All Restraint Devices & Location*	Yes	Yes	Yes					Yes
Chassis			Yes					
Cab Type			Yes				Yes	
Brake System			Yes	Yes			Yes	Yes
Trailer Connection Type					Yes			
Trailer Body Type					Yes			
Length					Yes			
Axle Configuration					Yes			
Type of Motorcycle						Yes		
Net Brake Horsepower@@						Yes		

Footnotes to Chart 3:  
 @The GVWR designations in "Table II – Gross Vehicle Weight Rating Classes" must be used. The use of these designations within the VIN itself is not required.  
 @@Engine net brake horsepower when encoded in the VIN cannot differ by more than 10% from the actual net brake horsepower. In the case of a motorcycle with an actual net brake horsepower of 2 or less, the net brake horsepower must be not more than 2, and must be greater than 2 in the case of a motorcycle with an actual brake hp greater than 2. (The purpose of this exception is to preserve the distinction in the VIN between motorcycles and motor driven cycles.)  
 \*Trucks and Multipurpose Passenger Vehicles of GVWR<10,000 lbs. are required to have all restraint devices and locations available -- Trucks and MPVs of GVWR>10,000 lbs. are not required to have this information.

The terms used in Chart 3 are defined in 49 CFR 565.12. These definitions, and examples of the vehicle characteristics they cover, are identified in Chart 4.

#### *Chart4 – Definitions and Examples of Vehicle Attributes*

Term	Definition	Examples
Type	means a class of vehicle distinguished by common traits including design and purpose	Passenger cars, Multipurpose Passenger Vehicles (MPVs), Trucks, Buses, Trailers, Incomplete Vehicles, Low Speed Vehicles (LSVs), and Motorcycles are separate types
Make	means a name that a manufacturer applies to a group of vehicles or engines	Chevrolet, Buick, Pontiac, Cadillac
Model	means the name that a manufacturer applies to a family of vehicles of the same type, make, line, series, and body type	Monte Carlo, Malibu, Lucerne, CTS
Line	means a name that a manufacturer applies to a family of vehicles within a make that have a degree of commonality in construction, such as body, chassis, or cab type	Super Sport, LT Classic, GXP, CX, CXL
Series	means a name that a manufacturer applies to a subdivision of a “line” denoting price, size or weight identification, and that is used by the manufacturer for marketing purposes	3500, 4500, 5500, 6500 Series
Body Type	means the general configuration or shape of a vehicle distinguished by such characteristics as the number of doors or windows, cargo carrying features and the roofline	4-door Sedan, 2-door, 2-door Fastback, 3-door Hatchback, 2-door Convertible, 5-door Liftback, 4-door Station Wagon
Engine Type	means a power source with defined characteristics. The specific manufacturer and make shall be represented if the engine powers a passenger car, and a MPV or truck with a GVWR ≤ 10,000 lbs.	Fuel utilized, number of cylinders, displacement, and net brake horsepower.

Trucks and other vehicle types have as many as nine reportable vehicle attributes and only five VIN positions in which to report these. This causes NHTSA to be frequently asked: “How do I fit all this information into the second section of the VIN?”

Part 565 gives manufacturers the flexibility to determine how they wish to structure or “encode” the contents of this section. One way a manufacturer may encode the information is to employ a “lookup table.” For example, the manufacturer’s five VIN characters “ABCDE” may be decoded using a lookup table to identify more than five vehicle attributes. It is important to remember that the manufacturer’s coding must be decipherable to NHTSA so that the agency may carry out its safety mission. The following examples for a passenger car may help clarify this.

#### *Passenger Car Manufacturer’s Sample VIN for the Second Section of the VIN(Positions4-8)*

Position	1	2	3	4	5	6	7	8	9	10	11	12	13	14	15	16	17
Example				R	P	1	A	3									

Note: Please remember VINs cannot contain the characters I, O or Q and that Position 7 must be alphabetic for passenger cars, and MPVs and trucks with a GVWR of 10,000 lbs. or less manufactured on or after April 30, 2009.

### Sample Passenger Car Manufacturer's Lookup Table for the Second Section of the VIN (Positions 4-8)

Passenger Car Vehicle Attributes That Must Be Identified							
VIN 4-8 Code	Make	Line or Model	Series	Body Type	Engine Type	GVWR Class @	Restraint System @@
RP1A3	USA Car Co.	Super	LV	3 Dr. Coupe	2.4L 4 cyl. 180hp gas	A	A
RP1B3	USA Car Co.	Super	DV	4 Dr. Sedan	2.4L 4 cyl. 180hp Gas	B	B

Manufacturer's Notes to Lookup Table:  
 @GVWR Class is from 49 CFR 565.15 "Table II - Gross Vehicle Weight Rating Classes"  
 A= Not greater than 1360 kg. (3,000 lbs.)  
 B=Greater than 1360 kg. to 1814 kg. (3,001-4,000 lbs.)  
 @@Restraint System  
 A= Front: Seat Belt, Air Bag, Side Air Bag, and Side Curtain Air Bag (Driver and Passenger) and Rear: Seat Belt and Side Curtain Air Bag.

### Motorcycle VINs

Part 565 requires only five vehicle attributes of a motorcycle to be reported in the second section of a VIN. Because there are five positions available in the second section, a manufacturer may use each position for one of the five attributes. A motorcycle example will show how the second section of the VIN may be encoded.

### Motorcycle Manufacturer's Sample VIN for the Second Section of the VIN (Positions 4-8)

Position	1	2	3	4	5	6	7	8	9	10	11	12	13	14	15	16	17
Example				U	2	A	D	G									

### Sample Motorcycle Manufacturer's Lookup Table for the Second Section of the VIN (Positions 4-8)

VIN Position	Vehicle Attribute	Coding
4	Make	U=USA Motorcycle Co.
5	Line or Model	2=Winner
6	Type of Motorcycle	A= Scooter B=Sport Bike C=Cruiser
7	Engine Type	D=V-2, 200cc, gas E= V-4, 400cc, gas F=V-8, 1000cc, gas
8	Net Brake HP	G=V-2 - 15hp H=V-4 - 36hp J=V-8 - 75hp

## Trailer VINs

The vehicle attributes “length” and “axle configuration” are applicable only to trailers. Although the term “length” is not defined in Part 565, the agency has interpreted it to mean the length of a trailer as measured from one extremity to the other. For a trailer, this would include the equipment that is part of the vehicle and by which it is towed (i.e., the tongue or equivalent connector to the towing vehicle). Axle configuration means the number of axles, e.g., 1-axle, 2-axle, 3-axle, etc. A trailer example will show how VIN Positions 4 through 8 of the second section may be encoded.

### Trailer Manufacturer’s Sample VIN for the Second Section of the VIN (Positions 4-8)

Position	1	2	3	4	5	6	7	8	9	10	11	12	13	14	15	16	17
Example				U	1	M	6	1									

### Sample Trailer Manufacturer’s Lookup Table for the Second Section of the VIN (Positions 4-8)

VIN Position	Vehicle Attribute	Coding
4	Trailer Make	U=USA Trailer Co.
5	Trailer to Towing Vehicle Connection Type	1=Ball Type Pull 2=Pin Hitch 3=Gooseneck 4=Straight Semi 5=Fifth Wheel 6=Kingpin 7=Bumper Pull 8=Others
6	Trailer Body Type	A=Flatbed B=Tank C=Utility D=Livestock E=Enclosed
7	Trailer Length	6=6 feet long 9=9 feet long A=26 feet long
8	Trailer Axle configuration	1=Single Axle 2=2 Axles 3=3 Axles

*Sample Tank Trailer Manufacturer's Lookup Table for the Second Section of the VIN (Positions 4-8)*

VIN Position	Vehicle Attribute	Coding
4	Type of Trailer	A=NON-CODE B=NON-CODE ETM C=Reserved D=DRY BULK E=DOT 406 F=DOT 407 G=DOT 412 V=CONTAINER CHASSIS
5	Type of Material	A=Aluminum B=Stainless Steel C=Carbon Steel D=Fiberglass/Composite
6	Gallorage	0=Container Chassis 1=1000 > Gallons 2=1000 ≤ Gallons < 2000 3=2000 ≤ Gallons < 3000 4=3000 ≤ Gallons < 4000 5=4000 ≤ Gallons < 5000 ... 9=9000 ≤ Gallons < 10000 B=10000 ≥ Gallons
7	Trailer Length	6=6 feet long 9=9 feet long A=26 feet long
8	Trailer Axle configuration	1=Single Axle 2=2 Axles 3=3 Axles

## Second Section VIN Character Restrictions

The amended VIN regulations no longer restrict Positions 4, 5, 6, or 8 to either alphabetic or numeric characters. This gives manufacturers more permutations for their vehicle attribute coding. However, as stated above, for passenger cars, and MPVs and trucks with a GVWR of 10,000 lbs. or less manufactured on or after April 30, 2009, Position 7 of the VIN must be alphabetic, which designates that the model year in Position 10 of the VIN refers to a year in the range of 2010-2039.

## Third Section of the VIN

The third section of the VIN consists of one character, called the “check digit”, which occupies Position 9 in the VIN. The check digit’s purpose is to provide a means for verifying the accuracy of any VIN transcription. NHTSA regulations establish a mathematical formula for calculating the check digit.

After all other characters in VIN have been determined by the manufacturer, the check digit is calculated by carrying out the mathematical computation specified in the regulation.<sup>23</sup> First, each character in the VIN is assigned a “numerical value” as shown in Table III of the regulation, entitled “Assigned Values”.

### 49CFR 565.15(c)(1) Table III– Values Assigned to Characters of VIN

A	B	C	D	E	F	G	H	J	K	L	M	N	P	R	S	T	U	V	W	X	Y	Z
1	2	3	4	5	6	7	8	1	2	3	4	5	7	9	2	3	4	5	6	7	8	9

Each position of the VIN (except Position 9, the check digit) is assigned a “weight value” as shown in Table IV of the regulation, entitled “VIN Position and Weight Factor”.

### 49CFR 565.15(c)(2) Table IV– Weight Factors Assigned to VIN Positions 1-8 and 10-17

Position	1	2	3	4	5	6	7	8	9	10	11	12	13	14	15	16	17
Weight	8	7	6	5	4	3	2	10	N/A	9	8	7	6	5	4	3	2

Next, each character’s numeric value is multiplied by the position’s weight value. After you compute several, the check digit mathematical calculations are not very difficult. Below is an example.

Position	1	2	3	4	5	6	7	8	9	10	11	12	13	14	15	16	17
Sample VIN	1	J	9	R	P	1	A	3		A	1	6	4	4	3	4	5
Assigned Value	1	1	9	9	7	1	1	3		1	1	6	4	4	3	4	5
VIN Position Weight	8	7	6	5	4	3	2	10	N/A	9	8	7	6	5	4	3	2
Multiply Value by Weight	= 8	+ 7	+ 54	+ 45	+ 28	+ 3	+ 2	+ 30		+ 9	+ 8	+ 42	+ 24	+ 20	+ 12	+ 12	+ 10 = 314

<sup>23</sup> See 49 CFR 565.15, paragraphs (c) (1) through (4)




The results are now added together and the total “314” is then divided by 11.

$$8 + 7 + 54 + 45 + 28 + 3 + 2 + 30 + 9 + 8 + 42 + 24 + 20 + 12 + 12 + 10 = 314$$

$$\begin{array}{r} 28 \\ 11 \overline{)314} \\ \underline{22} \\ 94 \\ \underline{88} \\ 6 \end{array}$$

equals

$$28 \frac{6}{11}$$



The total 314 is then divided by 11 = 28 6/11 or 28.545454

The check digit is based on either the Fractional Remainder or the Decimal Equivalent Remainder as reflected in Table V of the regulation, entitled “*Ninth Position Check Digit Values*”.

#### 49 CFR 565.15(c)(4) Table V – 9th Position Check Digit Values

6/11 or .545

Fractional Remainder	0	1/11	2/11	3/11	4/11	5/11	6/11	7/11	8/11	9/11	10/11
Decimal Equivalent Remainder	0	.091	.182	.273	.364	.455	.545	.636	.727	.818	.909
Check Digit	0	1	2	3	4	5	6	7	8	9	X

Check Digit “6”

All decimal equivalent remainders in Table V are rounded to the nearest thousandth (i.e., the 3<sup>rd</sup> digit to the right of the decimal point). If the 4<sup>th</sup> digit to the right of the decimal point is 5 or greater, round up; if 4 or less, round down.

In our total, 28.5454, the 4<sup>th</sup> digit to the right of the decimal point is 4, so round to 28.545. Table V shows that our decimal equivalent remainder “.545” equates to the check digit “6”.

A check digit, which can be zero through nine (0–9) or the letter “X”, appears in Position 9 of the VIN. Our computed check digit “6” will appear in Position 9 of our completed VIN: 1J9RP1A36A1644345. While the mathematical computations can be completed by hand, the agency recommends that new manufacturers develop a simple spreadsheet program to assist with calculating check digits and thereby reduce VIN errors. See Appendix 2 for a sample spreadsheet format to calculate VIN check digits.

## Fourth Section

The fourth section of the VIN consists of Positions 10 through 17. Position 10 is reserved to encode the model year of the vehicle.

### Fourth Section of the VIN - Model Year Placement

4 <sup>th</sup> Section							
MY	Plant	Number sequentially assigned in Positions 12-17 if a High-Vol. Manu. or in Positions 15-17 if a Low-Vol. Manu.					
10	11	12	13	14	15	16	17
		WMI if low-vol. manufacturer (<1,000 of a given type each year)					
		##	##	##	##	##	
Note: ## means that the VIN Characters are: 0,1,2,3,4,5,6,7,8, or 9		if car, and MPV and truck ≤ 10,000 lbs.					
		##	##	##	##		
		For vehicle <u>not</u> a car, and MPV and truck ≤ 10,000 lbs. GVWR					

Besides the three letters that are not allowed in the VIN itself (I, O, and Q), the letters U and Z and the number 0 are not used for the year code. The model year is the year that a manufacturer uses to designate a discrete vehicle model, irrespective of the calendar year in which the vehicle was actually produced, provided that the production period does not exceed 24 months.<sup>24</sup> The year codes that must be used in the manufacturer's VIN are found in Table VII of the regulation, entitled "Year Codes for VIN".

### 49 CFR 565.15(d)(1) - Table VII – Required Year Codes for VIN

Year	2010	2011	2012	2013	2014	2015	2016	2017	2018	2019	2020	2021	2022	2023	2024	2025	2026	2027	2028
Code	A	B	C	D	E	F	G	H	J	K	L	M	N	P	R	S	T	V	W

Position 11 of a VIN is used to encode the vehicle's plant of manufacture. This term is defined by the regulation as "the plant where the manufacturer affixes the VIN."<sup>25</sup> Manufacturers may assign their own plant codes, but should report to NHTSA, in their VIN deciphering information, the city, state, and country in which the plant of manufacture is located, as well as the name of the Plant (e.g., Lansing, Michigan, USA - GMNA). Plant Name is only a required field where applicable. If the manufacturer has no plant name, then it may be left off the submission. An example will show how VIN Positions 10 and 11 of the fourth section may be encoded.

<sup>24</sup> See 49 CFR 565.12(m)

<sup>25</sup> See 49 CFR 565.12(n)

**Manufacturer's Sample VIN for the Fourth Section of the VIN (Positions 10-11)**

Position	1	2	3	4	5	6	7	8	9	10	11	12	13	14	15	16	17
Example										A	B						

**Manufacturer's Lookup Table for the Fourth Section of the VIN (Positions 10 and 11)**

VIN Position	Vehicle Attribute	Coding
10	Model Year	H=2017 J=2018 K=2019 (From Table VII of 49 CFR 565.15(d) (1))
11	Plant of Manufacture	B=Baltimore, MD USA – Main Plant F=Flint, MI USA – Flint Plant L=Lansing, MI USA - GMNA M=Lordstown, OH USA K=Bowling Green, KY USA R=Ramos Arizpe, Coahuila, Mexico

Positions 12 through 17 of the VIN represent the number sequentially assigned by the manufacturer in the production process if the manufacturer is a high-volume manufacturer. If the manufacturer is a low-volume manufacturer, Positions 12, 13, and 14 combined with Positions 1, 2, and 3 of the VIN uniquely identify the manufacturer. Please note that Positions 13 through 17 must be numeric, if the VINs are for passenger cars, MPVs, and trucks with a GVWR of 10,000 lbs. or less. For any othertype of vehicle, Positions 14 through 17 must be numeric.

4 <sup>th</sup> Section							
MY	Plant	Number sequentially assigned in Positions 12-17 if a High-Vol. Manu. or in Positions 15-17 if a Low-Vol. Manu.					
10	11	12	13	14	15	16	17
		WMI if low-vol. manufacturer (<1,000 of a given type each year)					
		##	##	##	##	##	##
Note: ## means that the VIN Characters are: 0,1,2,3,4,5,6,7,8, or 9		if car, and MPV and truck ≤ 10,000 lbs.					
		###	###	###	###	###	###
		For vehicle <u>not</u> a car, and MPV and truck ≤ 10,000 lbs. GVWR					

## *Manufacturer's Requirement to Furnish NHTSA with VIN Deciphering Information*

It is very important that each manufacturer report to NHTSA its complete VIN deciphering information so that the agency may simplify vehicle identification information retrieval and increase the accuracy and efficiency of the vehicle recall campaigns. The VIN has become the key identifier in data systems that track compliance with Federal and state safety programs and that manage and analyze information on vehicle manufacturing processes, registrations, insurance programs, crash investigations, and safety research. Organizations that use VINs in data systems include NHTSA, manufacturers, state motor vehicle departments, law enforcement agencies, insurance companies, and motor vehicle safety researchers.

Under 49 CFR 565.26, a motor vehicle manufacturer must submit to NHTSA, either directly or through an agent, information the agency will need to decipher the manufacturer's VIN characters not later than 60 days before the manufacturer offers for sale the first vehicle identified by that VIN or if information concerning vehicle characteristics sufficient to specify the VIN code is unavailable to the manufacturer by that date, then within one week after that information first becomes available. The purpose of the 60-day requirement is to permit users of the VIN, such as State motor vehicle agencies, to obtain the necessary deciphering information before vehicle purchasers begin registering their vehicles. The VIN deciphering information must be submitted through the NHTSA Manufacturer Portal or by email at [manufacturerinfo@dot.gov](mailto:manufacturerinfo@dot.gov). See Appendix 3 for sample VIN deciphering letters.

## **Chapter 5. Certification to all Applicable FMVSS**

### *Introduction*

Vehicles manufactured for sale in the United States be certified to comply with all applicable FMVSS. NHTSA's regulations on motor vehicle certification are found at 49 CFR Part 567, while the regulations on the certification As noted above, the Vehicle Safety Act requires that regulated items of motor vehicle equipment and motor of motor vehicle equipment subject to the FMVSS are found within the standards that pertain to each such item of equipment, as published in 49 CFR Part 571, Subpart B.

### *Motor Vehicle Equipment Certification and NHTSA Assigned Codes*

Motor vehicle equipment that is subject to an FMVSS must, as originally manufactured, conform to the standard and be so certified. In most instances, certification of compliance with the applicable FMVSS for regulated items of motor vehicle equipment is evidenced by the symbol "DOT" either inscribed on the equipment in a prescribed location or placed on the outside of the container in which the equipment is shipped.<sup>26</sup>

Along with a marking that indicates certification of compliance with an applicable FMVSS, the fabricating manufacturer of certain regulated equipment items such as brake hoses, glazing (automotive glass and plastics), and tires must label its products with code marks or identification numbers assigned to the manufacturer by NHTSA.<sup>27</sup> NHTSA assigns an identification number to a manufacturer of tires or glazing (automotive glass and plastics) and accepts the designation of a brake hose manufacturer after the manufacturer submits an application to the National Highway Traffic Safety Administration through the Manufacturer Portal. See Appendix 7 for a description on how to use the NHTSA Manufacturer Portal<sup>28</sup>. To avoid a delay in the issuance of NHTSA assigned code marks or identification numbers, it is wise to comply with the requirements to designate a U.S. resident as agent for service of process if the fabricating manufacturer is not located in the United States.

This is accomplished by submitting the appropriate form to the NHTSA Office of Chief Counsel. See Chapter 3, Paragraph B and Appendix 1 of this document for the Part 551 requirements and form.

Requirements for certification markings on equipment items are found in the individual standards that apply to those items, as published in 49 CFR Part 571. For example, FMVSS No. 205 requires a glazing manufacturer to

<sup>26</sup> See 49 U.S.C. §§ 30112 and 30115

<sup>27</sup> See 49 CFR 571.106, paragraph S5.2.2(b), relating to brake hoses; 49 CFR 571.205, paragraph S6.2, relating to glazing; and 49 CFR 574.5, relating to tires

<sup>28</sup> See <http://vpic.nhtsa.dot.gov/MfrPortal/>

certify its glazing by adding to the marks required by section 7 of ANSI/SAE Z26.1–1996,<sup>29</sup> in letters and numerals of the same size, the symbol “DOT” and a manufacturer’s code mark that NHTSA assigned to the glazing manufacturer.

## Motor Vehicle Certification

A motor vehicle must be manufactured to comply with all applicable FMVSS and bear a label certifying such compliance that is permanently affixed (riveted or affixed in such a manner that it cannot be removed without destroying or defacing it) by the vehicle’s manufacturer (i.e., the actual assembler of the vehicle).<sup>30</sup> Certification labeling requirements are necessary to establish that the vehicle was manufactured to comply with all applicable FMVSS. Because the label also identifies the type of classification of the vehicle, it also helps to identify which of the FMVSS, Bumper Standards (49 CFR Part 581), and Federal Theft Prevention Standards (49 CFR Part 541) apply to the vehicle.

## Motor Vehicle Certification Labels

### Placement of the Certification Label<sup>31</sup>

For vehicles other than trailers and motorcycles, the manufacturer’s certification label must be affixed to either the hinge pillar, door-latch post, or the door edge that meets the door-latch post, next to the driver’s seating position, or if none of these locations is practicable, to the left side of the instrument panel. If that location is also not practicable, the label must be affixed to the inward-facing surface of the door next to the driver’s seating position.<sup>32</sup> The location of the label must be such that it is easily readable without moving any part of the vehicle except an outer door.

The manufacturer’s certification label for trailers must be affixed to a location on the forward half of the left side, such that it is easily readable from outside the vehicle without moving any part of the vehicle. The certification label for motorcycles must be affixed to a permanent member of the vehicle as close as is practicable to the intersection of the steering post with the handlebars, in a location such that it is easily readable without moving any part of the vehicle except for the steering system. This label is the only location on a motorcycle that must show the VIN.

### Motor Vehicle Certification Label Content

The motor vehicle certification label, among other things, identifies the vehicle’s manufacturer (i.e., the actual assembler of the vehicle), states the vehicle’s date of manufacture (month and year), Gross Vehicle Weight Rating or GVWR, Gross Axle Weight Rating or GAWR of each axle, vehicle type classification (e.g., MPV, truck), and VIN. For multipurpose passenger vehicles and trucks with a GVWR of 6,000 pounds or less, the label must contain the statement: *“This vehicle conforms to all applicable Federal motor vehicle safety and theft prevention standards in effect on the date of manufacture shown above.”* For passenger cars, the label must contain the statement *“This vehicle conforms to all applicable Federal motor vehicle safety, bumper, and theft prevention standards in effect on the date of manufacture shown above.”* For all other vehicles, the label must contain the statement: *“This vehicle conforms to all applicable Federal motor vehicle safety standards in effect on the date of manufacture shown above.”*

<sup>29</sup> See 49 CFR 571.205 S3.2, entitled “Incorporation by Reference” wherein it states: (a) “American National Standard for Safety Glazing Materials for Glazing Motor Vehicles and Motor Vehicle Equipment Operating on Land Highways-Safety Standard” ANSI/SAE Z26.1–1996, Approved by American National Standards Institute August 11, 1997 (ANSI/SAE Z26.1– 1996) is incorporated by reference in Section 5.1 and is hereby made part of this Standard

<sup>30</sup> See 49 U.S.C. §§ 30112 and 30115, and 49 CFR part 567

<sup>31</sup> See 49 CFR 567.4(c), (d), and (e)

<sup>32</sup> If none of the preceding locations is practicable, notification of that fact, together with drawings or photographs showing a suggested alternate location in the same general area, shall be submitted for approval to the Administrator, National Highway Traffic Safety Administration, 1200 New Jersey Avenue SE, Washington, D.C. 20590

## *Certification Requirements for Vehicles Manufactured in Two or More Stages*

A “completed” vehicle is one that requires no further manufacturing operations to perform its intended function. An “incomplete” vehicle is an assemblage consisting, at a minimum, of chassis (including the frame) structure, power train, steering system, suspension system, and braking system, in the state that those systems are to be part of the completed vehicle but requires further manufacturing operations to become a completed vehicle. An incomplete trailer is also an incomplete vehicle.<sup>33</sup> Manufacturers of incomplete vehicles must furnish at or before the time of delivery an incomplete vehicle document or “IVD” that contains, among other things, a list of each FMVSS applicable to the incomplete vehicle’s type classification and a statement whether the vehicle will or will not conform to each applicable FMVSS, or that FMVSS conformance cannot be determined.<sup>34</sup>

Additionally, incomplete vehicle manufacturers must generally affix to their vehicles a label that identifies the incomplete manufacturer, the vehicle’s date of manufacture (month and year), its GVWR, GAWR, and VIN.

A final-stage manufacturer is a person who performs such manufacturing operations on an incomplete vehicle that it becomes a completed vehicle. An intermediate manufacturer is a person, other than the incomplete vehicle manufacturer or the final-stage manufacturer, who performs manufacturing operations on a vehicle manufactured in two or more stages.<sup>35</sup> Both the final-stage and intermediate manufacturers assume legal responsibility for all certification-related duties and liabilities under the Vehicle Safety Act with respect to components and systems they install or supply for installation on the incomplete vehicle, unless changed by a subsequent manufacturer. Both have responsibility to further manufacture or complete the vehicle in accordance with the IVD furnished by the incomplete vehicle manufacturer.

The intermediate manufacturer must affix a label that identifies that manufacturer, states the vehicle’s GVWR, GAWR, and VIN, and identifies the month and year in which the intermediate manufacturer performed its last manufacturing operation on the incomplete vehicle.

The final-stage manufacturer must affix a label that identifies that manufacturer, states the vehicle’s GVWR, GAWR, vehicle type classification, and VIN, and identifies the vehicle’s date of manufacture (month and year). The date selected must be the date of manufacture of the incomplete vehicle, the date of final completion, or a date between those two dates. The label must also contain one of the following three alternative certification statements:<sup>36</sup>

1. *“This vehicle conforms to all applicable Federal Motor Vehicle Safety Standards, [and Bumper and Theft Prevention Standards, if applicable] in effect in (month, year).”*
2. *“This vehicle has been completed in accordance with the prior manufacturers’ IVD, where applicable. This vehicle conforms to all applicable Federal Motor Vehicle Safety Standards, [and Bumper and Theft Prevention Standards, if applicable] in effect in (month, year).”*
3. *“This vehicle has been completed in accordance with the prior manufacturers’ IVD, where applicable, except for [insert FMVSS]. This vehicle conforms to all applicable Federal Motor Vehicle Safety Standards, [and Bumper and Theft Prevention Standards if applicable] in effect in (month, year).”*

---

<sup>33</sup> See 49 CFR 567.3

<sup>34</sup> See 49 CFR 568.4(a) and (b)

<sup>35</sup> See 49 CFR 567.3

<sup>36</sup> See 49 CFR 567.5(d)

Certification label content requirements for each manufacturer are summarized in Table 4.

**Table 4-Certification Label Content Requirements by Manufacturer Type**

Manufacturer Type	Company's Name	Date of Manufacture	GVWR	GAWR	Vehicle Type	VIN	Certification Statement Source
Completed Vehicle	Yes	Yes	Yes	Yes	Yes	Yes	Yes, 1 of 3 567.4(g)
Incomplete Vehicle	Yes	Yes	Yes	Yes	No	Yes	No, IVD 567.5(b)(2)
Intermediate	Yes	Yes	Yes	Yes	No	Yes	No 567.5 (c)(2)
Final-stage	Yes	Yes	Yes	Yes	Yes	Yes	Yes, 1 of 3 567.5(d)(2)

Sample manufacturers' certification labels covering a motorcycle, trailer, low-speed vehicle, multipurpose passenger vehicle, truck, and passenger car are provided in Appendix 4.

### **Certification Label Suppliers**

NHTSA does not endorse any certification label suppliers or their products; however, companies known to the agency that supply such products to motor vehicle manufacturers are identified in Appendix 5.

## **Chapter 6. The Federal Motor Vehicle Safety Standards**

### **FMVSS Issuance**

NHTSA is authorized by the Vehicle Safety Act to issue safety standards that set minimum performance requirements for new motor vehicles and for certain items of motor vehicle equipment. Such standards must be practicable, meet the need for motor vehicle safety, and be stated in objective terms. The FMVSS specify the minimum performance requirements, and, in general terms, the objective tests required to demonstrate product compliance.

### **FMVSS Organization under 49 CFR Part 571**

The FMVSS are generally organized under Vehicle Crash Avoidance (Series 100), Crashworthiness (Series 200)<sup>37</sup>, Post-Crash Protection (Series 300), Miscellaneous (Series 400), Low-Speed Vehicles (Series 500), or Equipment standards. All FMVSS are found in 49 CFR Part 571, Subpart B, and are numbered to correspond to the FMVSS number. For example, FMVSS No. 101 *Controls and Displays* is found in 49 CFR 571.101.

Because manufacturers are responsible for "self-certifying" that their products meet all applicable FMVSS before those products can be offered for sale, it is important for a manufacturer to be knowledgeable about the performance requirements of each FMVSS applicable to its products. NHTSA encourages manufacturers to conduct tests as specified in certain of the FMVSS. Manufacturers should also be familiar with the laboratory test procedures that NHTSA uses to evaluate the compliance of their products with each FMVSS. These may be found on the NHTSA web site.<sup>38</sup>

<sup>37</sup> Crashworthiness means the protection a passenger motor vehicle gives its passengers against personal injury or death from a motor vehicle crash

<sup>38</sup> See <http://www.nhtsa.gov/Vehicle+Safety/Test+Procedures>

## FMVSS Applicability

A paragraph within each FMVSS identifies the types of vehicles or equipment items to which the standard applies. For example, Paragraph S3 of 49 CFR 571.101 states that FMVSS No. 101 *Controls and Displays* applies to passenger cars, multipurpose passenger vehicles, trucks, and buses. Certain FMVSS requirements apply only to vehicles above or below a specified GVWR. For example, FMVSS No. 201 *Occupant Protection in Interior Impact* applies to passenger cars, multipurpose passenger vehicles, trucks, and buses with a GVWR of 10,000 pounds (4,536 kilograms) or less.<sup>39</sup> Other FMVSS requirements may not apply to certain specialty vehicles. For example, FMVSS No. 225 *Child Restraint Anchorage Systems* does not apply to walk-in van-type vehicles, vehicles manufactured to be sold exclusively to the U.S. Postal Service, shuttle buses, and funeral coaches.<sup>40</sup>

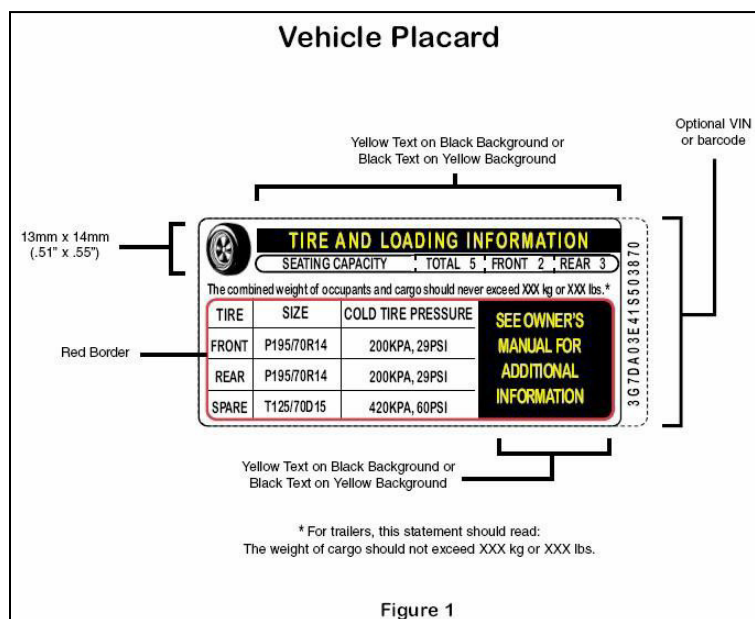
## Reference Table Identifying FMVSS Applicability by Vehicle Type and Equipment Items

To assist manufacturers, NHTSA has created a ready reference table to show FMVSS applicability by motor vehicle type classification and motor vehicle equipment item. See Appendix 15. As FMVSS are adopted or amended, they are assigned effective dates. It is therefore wise to check the most up-to-date version of 49 CFR Part 571, Subpart B for regulatory amendments.

## Chapter 7. Tire Information Labeling Requirements

FMVSS No. 110 specifies, among other things, requirements for tire selection to prevent tire overloading. The standard applies to vehicles with a GVWR of 10,000 pounds (4,536 kilograms) or less, except for motorcycles, low-speed vehicles, and incomplete vehicles.<sup>41</sup> Manufacturers are required to permanently affix a tire placard in a specified location on the vehicle. The placard provides consumers with tire and loading information, including the vehicle's seating capacity and weight. An example of the required placard is shown in Figure 1.

Figure 1 – Tire Placard



<sup>39</sup> See 49 CFR 571.201 paragraph S2

<sup>40</sup> See 49 CFR 571.225 paragraph S2



## **Chapter 8. Duty to Notify NHTSA of a Noncompliance with an FMVSS or a Safety-Related Defect**

Notwithstanding its certification of a product, a manufacturer may subsequently determine that a noncompliance with an FMVSS or a safety-related defect exists in a motor vehicle or a motor vehicle equipment item it has produced. Manufacturers have a duty to notify NHTSA if they learn the vehicle or equipment contains a defect and in good faith they decide that the defect is related to motor vehicle safety, or in good faith they decide that the vehicle or equipment does not comply with an applicable FMVSS.<sup>42</sup> The manufacturer must notify NHTSA within five working days after determining the existence of a noncompliance or a safety-related defect.<sup>43</sup> Alternately, NHTSA may determine the existence of a noncompliance or a safety-related defect in a particular motor vehicle or motor vehicle equipment item and order the responsible manufacturer to recall the product.<sup>44</sup>

## **Chapter 9. Duty to Notify Owners and Dealers and Provide a Remedy for a Noncompliance or a Safety-Related Defect**

Regardless of whether the noncompliance with an FMVSS or a safety-related defect is determined to exist by the manufacturer or by NHTSA, the manufacturer must provide owners and dealers of the affected products with notification of the noncompliance or defect and must remedy the noncompliance or defect, usually without charge.<sup>45</sup> The notification and remedy process is commonly referred to as a “safety recall campaign” or more simply as a “recall.” NHTSA monitors the remedy program to ensure its successful completion. The agency is not authorized to expend its funds on recalls; the expense of notifying owners and providing a remedy must be borne by the fabricating manufacturer and/or importer of the products found to contain the noncompliance or defect.<sup>46</sup> Manufacturers are encouraged to contact NHTSA at 202-366-5210 or review the agency’s web site for more comprehensive information. See <http://www-odi.nhtsa.dot.gov/>.

## **Chapter 10. Record Keeping for Manufacturers**

### *Tires*

A new tire manufacturer is required by NHTSA regulations to permanently mold into each tire intended for use on a motor vehicle a “tire identification number” or “TIN.”<sup>47</sup> Tire distributors and dealers that are owned or controlled by tire manufacturers are required to send to the tire manufacturers, records of any new tires they sell, including the TINs of the tires and the name and address of the tire purchasers. Independent tire distributors or dealers are required to furnish tire registration forms that identify the TIN and the tire distributor or dealer’s name and address to the purchasers of new tires, who may then mail the forms to the tire manufacturer. See Appendix 16 for a sample tire registration form. Instead of furnishing the tire purchaser with a registration form, independent tire distributors or dealers may electronically transmit tire purchaser and tire registration information to the tire manufacturer by secure means, as identified or authorized by the manufacturer.

Tire manufacturers must maintain information from the registration forms for a period of not less than 5 years from the date on which the information is recorded. Motor vehicle manufacturers are required to maintain records of the TINs for the tires installed on their vehicles and the name and address of the first purchasers of their vehicles for 5 years from the date that the vehicles are sold. These requirements are intended to ensure that purchasers receive proper notification in the event that a tire is recalled to remedy a noncompliance or safety-related defect.<sup>48</sup>

---

<sup>42</sup> See 49 U.S.C. 30118(c)

<sup>43</sup> See 49 CFR 573.6

<sup>44</sup> See 49 U.S.C. 30118(b)

<sup>45</sup> See 49 CFR Part 577

<sup>46</sup> See 49 U.S.C. §§ 30118 - 30120

<sup>47</sup> See 49 CFR Part 574.5

<sup>48</sup> See 49 CFR Part 574

## *Child Restraints*

In like manner, the manufacturer of a child restraint system (i.e., a child safety seat), other than one installed on a vehicle as newly manufactured, must furnish a registration form to be completed by the owners of those seats and retain information from the form for a period of not less than 6 years to ensure that the owners receive proper notification of a recall campaign.<sup>49</sup>

## *Motor Vehicles and Equipment*

NHTSA regulations also require manufacturers of motor vehicles and motor vehicle equipment to retain claims, complaints, reports, and other records concerning alleged and proven defects and malfunctions that may be related to motor vehicle safety for a period of five calendar years from the date on which they were generated or acquired by the manufacturer.<sup>50</sup> Under this regulation, “malfunctions that may be related to motor vehicle safety” are defined as including any failure or malfunction beyond normal deterioration in use, or any failure of performance, or any flaw or unintended deviation from design specifications, that could in any reasonably foreseeable manner be a causative factor in, or aggravate, a crash or an injury to a person. This regulation also describes the records that manufacturers must maintain, including all documentary materials, films, tapes, and other information-storing media that contain information concerning malfunctions that may be related to motor vehicle safety. The section describes such records as including, but not being limited to, reports and other documents, including material generated or communicated by computer, telefax or other electronic means, that are related to work performed under warranties; and any lists, compilations, analyses, or discussions of such malfunctions contained in internal or external correspondence of the manufacturer, including communications transmitted electronically.

## **Chapter 11. Early Warning Reporting**

Manufacturers must submit quarterly reports to NHTSA under the agency’s Early Warning Reporting (EWR) regulations that implement the Transportation Recall Enhancement, Accountability, and Documentation (TREAD) Act of 2000. These regulations require manufacturers to submit information that could assist the agency in determining whether a safety-related defect exists in a vehicle or equipment item used in the United States.<sup>51</sup> The regulations divide manufacturers of motor vehicles and motor vehicle equipment into two groups with different responsibilities for reporting information that could indicate the existence of potential safety-related defects.

The first group comprises motor vehicle manufacturers that meet certain production thresholds, tire manufacturers that produce more than a certain number of tires by tire line, and all manufacturers of child restraint systems. Manufacturers of light vehicles, motorcycles, trailers, and medium-heavy vehicles (except buses and emergency vehicles) that produced, imported, offered for sale, or sold 5,000 or more vehicles of a category annually in the United States are required to furnish NHTSA with comprehensive reports every calendar quarter. Emergency vehicle manufacturers must report if they produced, imported, offered for sale, or sold 500 or more vehicles annually, and bus manufacturers must report if they produced, imported or offered for sale, or sold 100 or more buses annually in the United States. Manufacturers of passenger car, light truck, and motorcycle tires are also required to provide comprehensive quarterly reports if they produced, imported, offered for sale, or sold 15,000 or more tires in a tire line. This group of manufacturers must generally report to NHTSA production-related information, incidents related to a death or injury, consumer complaints, warranty claims (warranty adjustments for tires), property damage claims, and field reports.

The second group comprises all other manufacturers of motor vehicles and motor vehicle equipment (i.e., vehicle manufacturers that produce, import, or sell annually in the United States fewer than 5,000 light vehicles, motorcycles, trailers, and medium-heavy vehicles (excluding emergency vehicles and buses); manufacturers that produce, import, or sell annually in the United States fewer than 500 emergency vehicles; manufacturers that produce, import, or sell annually in the United States fewer than 100 buses; manufacturers of original motor vehicle equipment; and manufacturers of replacement motor vehicle equipment other than child restraint systems and tires).

---

<sup>49</sup> See 49 CFR Part 588

<sup>50</sup> See 49 CFR Part 576

<sup>51</sup> See 49 CFR Part 579, Subpart C

These manufacturers must submit a report if they receive a claim or notice related to an incident involving a death but are not required to report any other information under the EWR rule. Manufacturers are encouraged to contact NHTSA at 202-366-4238 or review the agency's web site for more comprehensive EWR information. See <https://www.nhtsa.gov/vehicle-manufacturers/early-warning-reporting>.

Under other NHTSA regulations, all vehicle and equipment manufacturers in both groups must provide copies of all documents sent or made available to more than one dealer, distributor, owner, purchaser, lessor or lessee, in the United States concerning customer satisfaction campaigns, consumer advisories, recalls, or other activities involving the repair or replacement of vehicles or equipment.<sup>52</sup> A manufacturer must also report safety recalls and other safety campaigns it conducts in a foreign country that cover a motor vehicle, an item of motor vehicle equipment, or a tire that is identical or substantially similar to such a product offered for sale or sold in the United States.<sup>53</sup>

## **Chapter 12. Other Statutory/Regulatory Requirements**

Manufacturers should be aware that NHTSA administers additional statutes and regulations related to motor vehicles and motor vehicle equipment. These include:

### *Theft Prevention*

This statute and implementing regulations require motor vehicle manufacturers to affix or inscribe anti-theft identification markings to major parts and replacement parts for certain lines of passenger cars, light trucks and MPVs designated as high theft lines. See 49 U.S.C. Chapter 331 and 49 CFR Parts 541-543.

### *Bumper Standards*

This statute and implementing regulations establish standards to reduce physical damage to the front and rear of passenger motor vehicles from low-speed collisions. See 49 U.S.C. Chapter 325 and 49 CFR Part 581.

### *Fuel Economy*

This statute and implementing regulations require manufacturers to comply with the applicable average fuel economy standards. See 49 U.S.C. Chapter 329 and 49 CFR Parts 525, 526, 529, 531, 533, 535, 537, and 538.

### *Domestic Content Labeling*

This statute and implementing regulations establish requirements for the disclosure of information relating to the countries of origin of the equipment on new passenger motor vehicles. See 49 U.S.C. Chapter 323 and 49 CFR Part 583.

### *Consumer Information*

This statute and implementing regulations establish requirements for the disclosure of information in the owner's manual of a motor vehicle relating to tires and the Uniform Tire Quality Grading program and the reporting of possible safety defects to NHTSA.

Owner's manuals of special vehicles such as slide-in campers and trucks that are capable of accommodating slide-in campers must also contain certain consumer information.<sup>54</sup> For certain vehicles, manufacturers are required to affix a Rollover Warning label<sup>55</sup> and to label the vehicle with New Car Assessment Program Safety Rating information.<sup>56</sup> See 49 U.S.C. Chapter 323 and 49 CFR Part 575.

---

<sup>52</sup> See 49 CFR 579.5 and 579

<sup>53</sup> See 49 CFR Part 579, Subpart B

<sup>54</sup> See 49 CFR 575.103

<sup>55</sup> See 49 CFR 575.105

<sup>56</sup> See 49 CFR 575.301

## Chapter 13. NHTSA Contacts

Table 5 provides NHTSA contact numbers and Internet resources to help answer questions about the information presented in the previous sections.

*Table 5 – NHTSA Contacts*

Office of Vehicle Safety Compliance		
Topic	NHTSA Office/Internet	Telephone No.
General questions about importing vehicles and equipment items	Import and Certification Division	(202) 366-5291
General importation information	<a href="https://www.nhtsa.gov/importing-vehicle">https://www.nhtsa.gov/importing-vehicle</a>	
Questions about how a manufacturer informs NHTSA about its company and the products it manufactures	Import and Certification Division	(202) 366-5291
Information to assist new manufacturers	<a href="https://vpic.nhtsa.dot.gov/">https://vpic.nhtsa.dot.gov/</a>	
Questions about Manufacturer Identification (49 CFR Part 566)	NHTSA Manufacturer Helpdesk: <a href="mailto:manufacturerinfo@dot.gov">manufacturerinfo@dot.gov</a>	1-(888) 399-3277
Questions about Vehicle Identification Number (VIN) deciphering document (49 CFR Part 565)	NHTSA Manufacturer Helpdesk: <a href="mailto:manufacturerinfo@dot.gov">manufacturerinfo@dot.gov</a>	1-(888) 399-3277
Questions about NHTSA ID numbers that are assigned to equipment manufacturers of brake hoses, glazing (glass), and tires	Equipment Division	(202) 366-5317
Questions about how to submit various forms through NHTSA's Manufacturer Portal at <a href="https://vpic.nhtsa.dot.gov/mfrportal/">https://vpic.nhtsa.dot.gov/mfrportal/</a>	NHTSA Manufacturer Helpdesk: <a href="mailto:manufacturerinfo@dot.gov">manufacturerinfo@dot.gov</a>	1-(888) 399-3277
Questions about FMVSS as they relate to equipment items (i.e., tires, rims, brake hoses, brake fluid, seat belt assemblies, lighting equipment, glazing (automotive glass and plastics), motorcycle helmets, child restraint systems (child safety seats), platform lift systems for the mobility impaired, rear impact guards for trailers, triangular reflective warning devices, and compressed natural gas containers)	Equipment Division	(202) 366-5317
Questions about Replica Motor Vehicles (49 CFR Part 586) and Replica Motor vehicles – Annual report (49 CFR 586.12)	<a href="mailto:OVSCPublic@dot.gov">OVSCPublic@dot.gov</a>	
Questions about Temporary Import Exemption Application for Vehicles and Equipment (Box 7 on the HS-7 Form) (49 CFR Part 591)	<a href="mailto:Box7Imports@dot.gov">Box7Imports@dot.gov</a>	
Federal motor vehicle safety standards (FMVSS)	<a href="https://www.nhtsa.gov/laws-regulations">https://www.nhtsa.gov/laws-regulations</a>	
NHTSA's Manufacturer Information Database	<a href="http://vpic.nhtsa.dot.gov/mid/">http://vpic.nhtsa.dot.gov/mid/</a>	
NHTSA's Adapted Vehicle Modifier Identification Database	<a href="https://vpic.nhtsa.dot.gov/mid/home/ModifierSearch">https://vpic.nhtsa.dot.gov/mid/home/ModifierSearch</a>	
Government Vehicle Safety Information	<a href="https://www.nhtsa.gov/">https://www.nhtsa.gov/</a>	

Office of Defects Investigation		
Topic	NHTSA Office/Internet	Telephone No.
Questions about Early Warning Reporting (EWR)	Early Warning Division	(202) 366-4238
Early Warning Reporting	<a href="https://www.nhtsa.gov/vehicle-manufacturers/early-warning-reporting">https://www.nhtsa.gov/vehicle-manufacturers/early-warning-reporting</a>	
Questions about Defects and Recalls	Office of Defects Investigation	(202) 366-5210
Defects Investigations	<a href="https://www.nhtsa.gov/recalls">https://www.nhtsa.gov/recalls</a>	

Office of Chief Counsel		
Topic	NHTSA Office/Internet	Telephone No.
Requests for interpretation of the statutes and regulations administered by NHTSA	Office of Chief Counsel	Requests should be made in writing.
NHTSA Chief Counsel interpretive letters	<a href="http://search.nhtsa.gov/">http://search.nhtsa.gov/</a>	
NHTSA Statutory Authorities	<a href="https://www.nhtsa.gov/laws-regulations">https://www.nhtsa.gov/laws-regulations</a>	(202) 366-5210
NHTSA Regulations	<a href="https://www.nhtsa.gov/laws-regulations">https://www.nhtsa.gov/laws-regulations</a>	
Questions about how to designate a U.S. resident as an agent for service of process	Office of Chief Counsel	(202) 366-1834
Suggested method of submission for <i>Designation of Agent for Service of Process</i> 49 CFR Part 551, Subpart D form	<a href="http://vpic.nhtsa.dot.gov/MfrPortal/">http://vpic.nhtsa.dot.gov/MfrPortal/</a>	

## Chapter 14. Additional Resources

Other than those noted before, manufacturers may find helpful the resources identified in Table 6.

*Table 6 – Additional Resources*

Resource	Contact
Environmental Protection Agency	<a href="http://www.epa.gov">www.epa.gov</a>
Motorcycle Industry Council	<a href="http://www.mic.org">www.mic.org</a>
National Association of Trailer Manufacturers	<a href="http://www.natm.com">www.natm.com</a>
Truck Trailer Manufacturers Association	<a href="http://www.ttmanet.org">www.ttmanet.org</a>
Recreational Vehicle Industry Association	<a href="http://www.rvia.org">www.rvia.org</a>
Tire and Rim Association, Inc.	<a href="http://www.us-tra.org">www.us-tra.org</a>
National Truck Equipment Association	<a href="http://www.ntea.com">www.ntea.com</a>

## Chapter 15. Helpful Hints

### *Manufacturer's Statements of Origin or Certificates of Origin*

NHTSA is not responsible for titling or registering motor vehicles or for regulating the operation of motor vehicles on public roads in the United States. That is instead the responsibility of the individual States. Some States may require a manufacturer's certificate of origin (MCO) or manufacturer's statement of origin (MSO) to register a new motor vehicle. These are not federally required documents. NHTSA, therefore, is not in a position to offer guidance to prospective vehicle manufacturers or vehicle purchasers on obtaining a needed MCO or MSO. For assistance, please contact your State's Department of Motor Vehicles (DMV).

### *Search the United States Code*

To search the United States Code, follow this link: <http://uscode.house.gov/>

### *Search the Code of Federal Regulations*

To search the Code of Federal Regulations, follow this link: [http://www.ecfr.gov/cgi-bin/text-idx?SID=7d86ffa476c2d4b7414acbd1b7e9b0d1&mc=true&tpl=/ecfrbrowse/Title49/49tab\\_02.tpl](http://www.ecfr.gov/cgi-bin/text-idx?SID=7d86ffa476c2d4b7414acbd1b7e9b0d1&mc=true&tpl=/ecfrbrowse/Title49/49tab_02.tpl)

### *Search the Federal Register*

To search the Federal Register, follow this link: <http://www.gpo.gov/fdsys/search/home.action>

### *Search NHTSA Interpretations*

To search NHTSA Interpretation letters, follow this link: <http://isearch.nhtsa.gov>

### *FMVSS Compliance Test Procedures*

For FMVSS Compliance Test Procedures, follow this link: <http://www.nhtsa.gov/Vehicle-Safety/Test-Procedures>

### *Motorcycle and motorcycle frame engineering reports*

Engineering reports for motorcycles and motorcycle frames are available on a fee basis through the SAE. See that organization's web site at [www.sae.org](http://www.sae.org).

## Appendices

### Appendix 1 - Part 551- Designate a permanent resident of the United States as its agent for service of process.

OMB No. 2127-0040  
Expiration Date: 07/31/2009

#### Paperwork Reduction Act Burden Statement

A federal agency may not conduct or sponsor, and a person is not required to respond to, nor shall a person be subject to a penalty for failure to comply with a collection of information subject to the requirements of the Paperwork Reduction Act unless that collection of information displays a current valid OMB Control Number. The OMB Control Number for this information collection is 2127-0040. Public reporting for this collection of information is estimated to be approximately 30 minutes per response, including the time for reviewing instructions, completing and reviewing the collection of information. All responses to this collection of information are mandatory. Send comments regarding this burden estimate or any other aspect of this collection of information, including suggestions for reducing this burden to: Information Collection Clearance Officer, National Highway Traffic Safety Administration, 1200 New Jersey Avenue, SE, Washington, D.C. 20590.

---

#### SUGGESTED DESIGNATION OF AGENT FOR SERVICE OF PROCESS UNDER 49 U.S.C. § 30164 and 49 C.F.R. Part 551, Subpart D

##### PART A: DESIGNATION BY FOREIGN MANUFACTURER

Pursuant to 49 U.S.C. § 30164 and 49 C.F.R. Part 551, Subpart D, the Foreign Manufacturer listed below hereby designates the following Agent on whom service of all administrative and judicial processes and notices may be made. This designation is for service of process only and for no other purpose. It shall remain in effect until it is withdrawn or another Agent is designated in accordance with the requirements of 49 U.S.C. § 30164 and 49 C.F.R. Part 551, Subpart D.

The Manufacturer identified below hereby certifies:

1. This designation is in valid form and binding on the Manufacturer under the laws, corporate bylaws or other requirements governing the making of designations at the place and time where it is made.
2. The full legal name, principal place of business and mailing address of the Manufacturer are:  
\_\_\_\_\_  
\_\_\_\_\_
3. The Manufacturer's products will be sold under the following trade or brand names, marks, logos or other designations of origin (**List all names, marks, logos or designations**): \_\_\_\_\_  
\_\_\_\_\_
4. The full legal name, principal place of business, mailing address and telephone number of the Agent are: \_\_\_\_\_  
\_\_\_\_\_

By:

\_\_\_\_\_  
Signature of Manufacturer's Authorized Representative

\_\_\_\_\_/\_\_\_\_\_/\_\_\_\_\_  
Month / Day / Year

\_\_\_\_\_  
Printed Name

\_\_\_\_\_  
Title

**[Note: Part B of the form continues on the next page]**

**PART B: ACCEPTANCE BY AGENT**

The undersigned hereby accepts appointment as Agent solely for the purpose of service of process on the Manufacturer under 49 U.S.C. § 30164 and 49 C.F.R. Part 551, Subpart D. I understand that this appointment shall remain in effect until withdrawn or replaced by the Manufacturer in accordance with the requirements of 49 U.S.C. § 30164 and 49 C.F.R. Part 551, Subpart D. I understand also that I may not assign performance of my functions under this Designation to another person.

By: \_\_\_\_\_ / /  
 Signature of Agent Month / Day / Year  
**(Date of acceptance must be on or after date of designation)**

\_\_\_\_\_  
 Printed Name

\_\_\_\_\_  
 Title

Mail original documents with ink signatures only to: U.S. Department of Transportation, NHTSA  
 Correspondence Unit, 1200 New Jersey Avenue, SE, Room W41-306, Washington, D.C. 20590

**Please note that:**

- Manufacturers must submit to NHTSA **original**, fully executed designation forms with **ink signatures**. NHTSA will not accept copies of designation forms, facsimiles, emails, emailed PDF files, or forms that do not contain original ink signatures.
- The date of acceptance by an agent must be **on or after** the date of designation by a foreign manufacturer.
- Designation forms must be submitted to U.S. Department of Transportation, NHTSA Correspondence Unit, 1200 New Jersey Avenue, SE, Room W41-306, Washington, D.C. 20590. No other NHTSA office is authorized to accept designation documents. To avoid delays, the agency suggests using express mail services.

**Questions?**

For further assistance or with questions about the requirements of Part 551, Subpart D, please email Ms. Jin Kim at Jin.Kim@dot.gov.

A fillable PART 551 form is available here:

<http://vpic.nhtsa.dot.gov/SUGGESTED%20DESIGNATION%20OF%20AGENT%20FOR%20SERVICE%20OF%20PROCESS.PDF>



## Appendix 2 - Sample spreadsheet format to calculate a VIN check digit

POSITION	1	2	3	4	5	6	7	8	9	10	11	12	13	14	15	16	17	
CURRENT VIN	1	z	9	p	e	5	5	0	6	9	s	3	5	5	0	0	1	Your VIN
CONVERT TO NUMBER	1	9	9	7	5	5	5	0		9	2	3	5	5	0	0	1	
MULTIPLIER	8	7	6	5	4	3	2	10		9	8	7	6	5	4	3	2	
RESULT	8	63	54	35	20	15	10	0		81	16	21	30	25	0	0	2	380
DIVIDE																		11
TRUNCATED																		34
REMAINDER																		6

## Appendix 3 – Part 565 Vehicle Identification Number

### *Trailers*

#### Sample VIN Deciphering Submission – USA Trailer Company

Date: July 4, 20XX  
Administrator  
National Highway Traffic Safety Administration  
1200 New Jersey Avenue SE W43-488 Washington, DC 20590  
Attention: VIN Coordinator

RE: Vehicle Identification Number Deciphering Information

In accordance with 49 CFR Part 565, *Vehicle Identification Number Requirements*, USA Trailer Company, Inc. is submitting information necessary to decipher the characters contained in its Vehicle Identification Numbers. Please see the attachment.

USA Trailer Company, Inc. is a low-volume trailer manufacturer assigned WMI: 1ZZ/400. If you have any questions, please contact me at (555) 555-0000.

Sincerely,

John Doe  
USA Trailer Company, Inc.  
345 Main St.  
Anywhere, USA  
Attachment

## Sample VIN Deciphering Submission – USA Trailer Company

<b>VIN Deciphering</b>		
<b>1st Section</b>		
Position 1	WMI	1-Assigned by SAE
Position 2	WMI	Z-Assigned by SAE
Position 3	WMI	Z-Assigned by SAE
<b>2nd Section</b>		
Position 4	Trailer Make	U=USA Trailer Co.
Position 5	Trailer to Towing Vehicle Connection Type	1= Ball Type Pull 2= Pintle Hitch 3=Gooseneck 4= Straight Semi 5= Fifth Wheel 6=Kingpin 7=Bumper Pull 8=Others
Position 6	Trailer Body Type	A=Flatbed B=Tank C=Utility D=Livestock E=Enclosed
Position 7	Length	6=6 feet long 9=9 feet long A=26 feet long
Position 8	Axle configuration	1=Single Axle 2=2 Axles 3=3 Axles
<b>3rd Section</b>		
Position 9	Check Digit	Calculated See 49 CFR 565.15(c)
<b>4th Section</b>		
Position 10	Model Year	H=2017 J=2018 K=2019
Position 11	Plant of Manufacture	A=Baltimore, MD, USA – Main Plant B=Flint, MI, USA – Flint Plant L=Landing, MI, USA, GMNA M=Lordstown, OH, USA
Position 12	WMI	4-Assigned by SAE
Position 13	WMI	0-Assigned by SAE
Position 14	WMI	0-Assigned by SAE
Position 15	Sequentially Assigned	
Position 16		
Position 17		

## *Motorcycles*

### Sample VIN deciphering submission – USA Motorcycle Company

Date: July 4, 20XX

Administrator  
National Highway Traffic Safety Administration  
1200 New Jersey Avenue SE W43-488  
Washington, DC 20590  
Attention: VIN Coordinator

RE: Vehicle Identification Number Deciphering Information

In accordance with 49 CFR Part 565, *Vehicle Identification Number Requirements*, USA Motorcycle Company, Inc. is submitting information necessary to decipher the characters contained in its Vehicle Identification Numbers. Please see the attachment.

USA Motorcycle Company, Inc. is a low-volume MPV manufacturer assigned WMI: 1ZZ/401. If you have any questions, please contact me at (555) 555-0000.

Sincerely,

John Doe  
USA Motorcycle Company, Inc.  
345 Main St.  
Anywhere, USA

Attachment

## Sample VIN deciphering submission – USA Motorcycle Company

<b>VIN Deciphering</b>		
<b>1st Section</b>		
Position 1	WMI	1- Assigned by SAE
Position 2	WMI	Z- Assigned by SAE
Position 3	WMI	Z- Assigned by SAE
<b>2nd Section</b>		
Position 4	Make	R=USA MOTORCYCLE COMPANY
Position 5	Line or Model	A=Winner A B=Winner B C=Winner C
Position 6	Type of Motorcycle	1=Scooter 2=Sport Bike 3=Cruiser
Position 7	Engine Type	A=V-2, 200 cc, gas B=V-4, 400 cc, gas C=V-8, 1,000 cc, gas
Position 8	Net Brake HP	1= 5hp 2=36hp 3=75hp
<b>3rd Section</b>		
Position 9	Check Digit	Calculated See 49 CFR 565.15(c)
<b>4th Section</b>		
Position 10	Model Year	H=2017 J=2018 K=2019
Position 11	Plant of Manufacture	A=Baltimore, MD, USA – Main Plant B=Flint, MI, USA – Flint Plant
Position 12	WMI	4- Assigned by SAE
Position 13	WMI	0- Assigned by SAE
Position 14	WMI	1- Assigned by SAE
Position 15	Sequentially Assigned	
Position 16		
Position 17		

## *Multipurpose Passenger Vehicles*

### Sample VIN deciphering submission – USA MPV Company

Date: July 4, 20XX  
Administrator  
National Highway Traffic Safety Administration  
1200 New Jersey Avenue SE W43-488 Washington, DC 20590  
Attention: VIN Coordinator

RE: Vehicle Identification Number Deciphering Information

In accordance with 49 CFR Part 565, *Vehicle Identification Number Requirements*, USA MPV Company, Inc. is submitting information necessary to decipher the characters contained in its Vehicle Identification Numbers. Please see the attachment.

USA MPV Company, Inc. is a low-volume MPV manufacturer assigned WMI: 1ZZ/400. If you have any questions, please contact me at (555) 555-0000.

Sincerely,

John Doe  
USA MPV Company, Inc.  
345 Main St.  
Anywhere, USA  
Attachment

## Sample VIN deciphering submission – USA MPV Company

<b>VIN Deciphering</b>		
<b>1st Section</b>		
Position 1	WMI	1- Assigned by SAE
Position 2	WMI	Z- Assigned by SAE
Position 3	WMI	Z- Assigned by SAE
<b>2nd Section</b>		
Positions 4 -8	See Chart 1	
<b>3rd Section</b>		
Position 9	Check Digit	Calculated See 49 CFR 565.15(c)
<b>4th Section</b>		
Position 10	Model Year	H=2017 J=2018 K=2019
Position 11	Plant of Manufacture	A=Baltimore, MD, USA – Main Plant B=Flint, MI, USA – Flint
Position 12	WMI	4- Assigned by SAE
Position 13	WMI	0- Assigned by SAE
Position 14	WMI	0- Assigned by SAE
Position 15	Sequentially Assigned	
Position 16		
Position 17		

<b>Chart 1</b>			
Positions 4-8	RP1A3	RP1B3	RP1C3
Make	USA MPV Co	USA MPV Co	USA MPV Co
Line or Model	Craggy	Craggy	Craggy
Series	3200	3250	3275
Body Type	5-Dr. Liftback	5-Dr. Liftback	5-Dr. Liftback
Engine Type	3.8L 6-cyl. 280 hp gas	3.8L 6-cyl. 280 hp gas	3.8L 6-cyl. 280 hp gas
GVWR Class	C	C	C
C = Greater than 1814 kg. to 2268 kg. (4,001–5,000 lbs.)			
Restraint Front	1	1	1
1 = Seat Belt, Air Bag, Side Air Bag, and Side Curtain Air Bag (Driver and Passenger)			
Restraint Mid	2	2	2
Restraint Rear	2	2	2
2 = Seat Belt and Side Curtain Air Bag			

## *Passenger Cars*

### Sample VIN Deciphering Submission – USA Passenger Car Company

Date: July 4, 20XX  
Administrator  
National Highway Traffic Safety Administration  
1200 New Jersey Avenue SE W43-488 Washington, DC 20590  
Attention: VIN Coordinator

RE: Vehicle Identification Number Deciphering Information

In accordance with 49 CFR Part 565, *Vehicle Identification Number Requirements*, USA Passenger Car Company, Inc. is submitting information necessary to decipher the characters contained in its Vehicle Identification Numbers. Please see the attachment.

USA Passenger Car Company, Inc. is a low-volume passenger car manufacturer assigned WMI: 1J9/640. If you have any questions, please contact me at (555) 555-0000.

Sincerely,

John Doe  
USA Passenger Car Company, Inc. 345 Main St.  
Anywhere, USA Attachment



## Sample VIN Deciphering Submission – USA Passenger Car Company

<b>VIN Deciphering</b>		
<b>1st Section</b>		
Position 1	WMI	1- Assigned by SAE
Position 2	WMI	J- Assigned by SAE
Position 3	WMI	9- Assigned by SAE
<b>2nd Section</b>		
Positions 4 to 8	See Chart 1	
<b>3rd Section</b>		
Position 9	Check Digit	Calculated See 49 CFR 565.15(c)
<b>4th Section</b>		
Position 10	Model Year	H=2017 J=2018 K=2019
Position 11	Plant of Manufacture	A=Baltimore, MD, USA – Main Plant B=Flint, MI, USA – Flint Plant
Position 12	WMI	6- Assigned by SAE
Position 13	WMI	4- Assigned by SAE
Position 14	WMI	0- Assigned by SAE
Position 15	Sequentially Assigned	
Position 16		
Position 17		

<b>Chart 1</b>			
Positions 4-8	RP1A3	RP1B3	RP1C3
Make	USA Car Co	USA Car Co	USA Car Co
Line or Model	Super	Super	Super
Series	LV	MV	HV
Body Type	3 Dr Coupe	3 Dr Coupe	3 Dr Coupe
Engine Type	2.4L 4-cyl. 180 hp gas	2.4L 4-cyl. 180 hp gas	2.4L 4-cyl. 180 hp gas
GVWR Class	A	A	A
A = Not greater than 1360 kg. (3,000 lbs.)			
Restraint Front	1	1	1
1 = Seat Belt, Air Bag, Side Air Bag, and Side Curtain Air Bag (Driver and Passenger)			
Restraint Mid	N/A	N/A	N/A
Restraint Rear	2	2	2
2 = Seat Belt and Side Curtain Air Bag			

## Appendix 4 – Part 567 Certification Labels

### Sample manufacturer's certification label for a motorcycle/motor-driven cycle

MFD BY: USAMOTORCYCLE MANUFACTURERS, INC.		DATE OF MFG: 03/09	GVWR: 271 KG(598 LB)
FRONTGAWR 110 KG (243 LB)	WITHTIRES 120/70R18 59V	RIMS AT 18XMT3.00	COLD 290 KPA(42 PSI)
REAR GAWR 161 KG(355 LB)	WITH TIRES 160/60R17 69V	RIMS AT 17XMT4.00	COLD 290 KPA(42 PSI)
THIS VEHICLE CONFORMS TO ALL APPLICABLE FEDERAL MOTOR VEHICLE SAFETY STANDARDS IN EFFECT ON THE DATE OF MANUFACTURE SHOWN ABOVE.			
VIN XXXXXXXXXXXXXXXXX		TYPE: MOTORCYCLE	

### Sample manufacturer's certification label for a trailer

MFD BY: USATRILERMANUFACTURERS, CO.		DATE OF MFG: 03/09	GVWR: 8,164 KG (18,000 LB)
FRONTGAWR 4,354 KG (9,600 LB)	WITH TIRES 11R17.5HC(H)	RIMS AT 17.5X8.25HC	COLD 827 KPA(120PSI) SINGLE
REAR GAWR 4,354 KG (9,600 LB)	WITH TIRES 11R17.5HC(H)	RIMS AT 17.5X8.25HC	COLD 827 KPA (120 PSI) SINGLE
THIS VEHICLE CONFORMS TO ALL APPLICABLE FEDERAL MOTOR VEHICLE SAFETY STANDARDS IN EFFECT ON THE DATE OF MANUFACTURE SHOWN ABOVE.			
VIN: XXXXXXXXXXXXXXXXX		TYPE: TRAILER	

### Sample manufacturer's certification label for a low-speed vehicle

MANUFACTURED BY: USALOW SPEED VEHICLES, INC.		DATE OF MFD: 03/09	GVWR: 1260 KG (2778 LB)
FRONT GAWR 630 KG (1389 LB)	WITH TIRES 20.5 X 8.0 – 10 B	RIMS AT 10 x 6JA	COLD 240 KPA(35 PSI) SINGLE
REAR GAWR 630 KG (1389 LB)	WITH TIRES 20.5 X 8.0 – 10 B	RIMS AT 10 x 6JA	COLD 240 KPA (35 PSI) SINGLE
THIS VEHICLE CONFORMS TO ALL APPLICABLE FEDERAL MOTOR VEHICLE SAFETY STANDARDS IN EFFECT ON THE DATE OF MANUFACTURE SHOWN ABOVE.			
VIN XXXXXXXXXXXXXXXXX		TYPE: LOW-SPEED VEHICLE	

### Sample manufacturer's certification label for a multipurpose passenger vehicle

MFD BY: USAMPV MANUFACTURERS, INC.		DATE OF MFG: 03/09	
GVWR: 2,745 KG (6,052 LB)			
FRONTGAWR 1,339 KG (2,952 LB)	WITH TIRES 225/65R16	RIMS AT 16X6.5	COLD 250 KPA (36 PSI)
REAR GAWR 1,407 KG (3,102LB)	WITH TIRES 225/65R16	RIMS AT	COLD
THIS VEHICLE CONFORMS TO ALL APPLICABLE FEDERAL MOTOR VEHICLE SAFETY AND THEFT PREVENTION STANDARDS IN EFFECT ON THE DATE OF MANUFACTURE SHOWN ABOVE.			
VIN: XXXXXXXXXXXXXXXXX		TYPE: MPV	

*Sample manufacturer's certification label for a truck (GVWR < 6,000 lbs.)*

MFD BY: USA TRUCK MANUFACTURERS, INC. DATE OF MFG: 03/16			GVWR: 2541 KG (5602 LB)
FRONT GAWR 1293 KG (2850 LB)	WITH TIRES 215/70R15	RIMS AT 15X6	COLD 250 KPA (36 PSI) SINGLE
REAR GAWR 1339 KG (2950 LB)	WITH TIRES 215/70R15	RIMS AT 15X6	COLD 250 KPA (36 PSI) SINGLE
THIS VEHICLE CONFORMS TO ALL APPLICABLE FEDERAL MOTOR VEHICLE SAFETY AND THEFT PREVENTION STANDARDS IN EFFECT ON THE DATE OF MANUFACTURE SHOWN ABOVE.			
VIN: XXXXXXXXXXXXXXXXXXXX			TYPE: TRUCK

*Sample manufacturer's certification label for a truck (GVWR ≥ 6,000 lbs.)*

MFD BY: USA TRUCK MANUFACTURERS, INC. DATE OF MFG: 03/16			GVWR: 4083 KG (9000 LB)
FRONT GAWR 2359 KG (5200 LB)	WITH TIRES LT265/70R17E	RIMS AT 17X8.0	COLD 410 KPA (60 PSI) SINGLE
REAR GAWR 2727 KG (6010 LB)	WITH TIRES LT265/70R17E	RIMS AT 17X8.0	COLD 485 KPA (70 PSI) DUAL
THIS VEHICLE CONFORMS TO ALL APPLICABLE FEDERAL MOTOR VEHICLE SAFETY AND THEFT PREVENTION STANDARDS IN EFFECT ON THE DATE OF MANUFACTURE SHOWN ABOVE.			
VIN: XXXXXXXXXXXXXXXXXXXX			TYPE: TRUCK

*Sample manufacturer's information label for an incomplete vehicle*

INCOMPLETE VEHICLE MFD BY: USA TRUCK MANUFACTURERS, INC.		03/16
GVWR:	2650 KG (5842 LB)	
FRONT GAWR:	1350 KG (2976 LB)	
REAR GAWR:	1300 KG (2866 LB)	
VIN: XXXXXXXXXXXXXXXXXXXX		

### Sample alterer's certification label for an MPV

THIS VEHICLE WAS ALTERED BY: USA TRUCK MANUFACTURERS, INC.		DATE ALTERED: 03/16	
GVWR: 5003 KG (11030 LB)			
FRONT GAWR	WITH TIRES	RIMS AT	COLD
2000 KG (4409 LB)	LT215/85R16	16X5.5J	420 KPA (61 PSI) SINGLE
REAR GAWR	WITH TIRES	RIMS AT	COLD
3502 KG (7721 LB)	LT215/85R16	16X5.5J	420 KPA (61 PSI) SINGLE
THIS VEHICLE WAS ALTERED BY USA TRUCK MANUFACTURERS INC IN 03/16 AND AS ALTERED IT CONFORMS TO ALL APPLICABLE FEDERAL MOTOR VEHICLE SAFETY STANDARDS AFFECTED BY THE ALTERATION AND IN EFFECT IN 03/16.			
VIN: XXXXXXXXXXXXXXXXXXXX		TYPE: MPV	


### Final-stage manufacturer's label for a truck

MFD BY: USA TRUCK MANUFACTURERS, INC.		03/16	
GVWR: 4083 KG (9000 LB)			
FRONT GAWR	WITH TIRES	RIMS AT	COLD
2359 KG (5200 LB)	LT265/70R17E	17X8.0	410 KPA (60 PSI) SINGLE
REAR GAWR	WITH TIRES	RIMS AT	COLD
2727 KG (6010 LB)	LT265/70R17E	17X8.0	485 KPA (70 PSI) DUAL
<b>[one of three alternative certification statements:]</b>			
THIS VEHICLE CONFORMS TO ALL APPLICABLE FEDERAL MOTOR VEHICLE SAFETY STANDARDS IN EFFECT IN 3/16.			
<b>[OR]</b>			
THIS VEHICLE HAS BEEN COMPLETED IN ACCORDANCE WITH THE PRIOR MANUFACTURERS' IVD, WHERE APPLICABLE. THIS VEHICLE CONFORMS TO ALL APPLICABLE FEDERAL MOTOR VEHICLE SAFETY STANDARDS IN EFFECT IN 3/16.			
<b>[OR]</b>			
THIS VEHICLE HAS BEEN COMPLETED IN ACCORDANCE WITH THE PRIOR MANUFACTURERS' IVD, WHERE APPLICABLE, EXCEPT FOR <b>[insert FMVSS(S)]</b> . THIS VEHICLE CONFORMS TO ALL APPLICABLE FEDERAL MOTOR VEHICLE SAFETY STANDARDS IN EFFECT IN 3/16.			
VIN: XXXXXXXXXXXXXXXXXXXX		TYPE: TRUCK	

*Sample manufacturer's certification label for a passenger car <sup>57</sup>*

MFD BY: PASSENGER CAR COMPANY, INC.		DATE OF MFD: 03/16
GVWR: 1918 KG (4228 LB)		
FRONT GAWR	1026 KG (2262 LB)	
REAR GAWR	921 KG (2030 LB)	
THIS VEHICLE CONFORMS TO ALL APPLICABLE FEDERAL MOTOR VEHICLE SAFETY, BUMPER, AND THEFT STANDARDS IN EFFECT ON THE DATE OF MANUFACTURE SHOWN ABOVE.		
VIN: XXXXXXXXXXXXXXXXXXXX		TYPE: PASSENGER

*Associated passenger car tire placard*

			<b>TIRE AND LOADING INFORMATION</b>		
<b>SEATING CAPACITY</b>			<b>TOTAL 5   FRONT 2   REAR 3</b>		
The combined weight of occupants and cargo should never exceed 385 kg or 850 lbs.					
<b>TIRE</b>	<b>SIZE</b>	<b>COLD TIRE PRESSURE</b>	<b>SEE OWNER'S MANUAL FOR ADDITIONAL INFORMATION</b>		
<b>FRONT</b>	P225/50R17 93V	220KPA, 32PSI			
<b>REAR</b>	P225/50R17 93V	220KPA, 32PSI			
<b>SPARE</b>	T135/80D16 101M	420KPA, 60PSI			

<sup>57</sup> Note that tire information is omitted and is moved to the Tire Placard. See 49 CFR 571.110 paragraph S4.3

## Appendix 5 – Certification Label suppliers

NHTSA does not endorse any of the listed suppliers.

Name	Telephone	Website/E-mail
Vin-Eze/PMCS 2525 Honolulu Ave Montrose, CA 91020	888-247-7627	<a href="http://www.vineze.com">www.vineze.com</a>
Dec-O-Art, Inc. 3914 Lexington Park Dr Elkhart, IN 46514	800-225-6879	<a href="http://www.dec-o-art.com">www.dec-o-art.com</a>
Cadillac Sign & Decal 4646 Poplar Level Rd Louisville, KY 40213	800-793-1618	<a href="http://www.cadillacsign.com">www.cadillacsign.com</a>
Moll Printing Co. 101 2 Linn St Sikeston, MO 63801	573-472-1848	<a href="http://www.mollprinting.com">www.mollprinting.com</a>
Proven Graphics, Inc. 2914 Highway 2 East Kalispell, MT 59901	800-477-7265	<a href="http://www.provengraphics.com">www.provengraphics.com</a>
Ancor Information Management 1911 Woodslee Drive Troy, MI 48083-2236	248-740-8866	<a href="https://www.ancorinfo.com">https://www.ancorinfo.com</a>
ImageTek Labels 280 Clinton St. Springfield, VT 05156	866-403-5223	<a href="http://www.imageteklabels.com">www.imageteklabels.com</a> <a href="mailto:sales@imageteklabels.com">sales@imageteklabels.com</a>
Grand Rapids Labels 2351 Oak Industrial Dr NE, Grand Rapids, MI 49505	616-459-8134	<a href="mailto:mrogowski@grlabel.com">mrogowski@grlabel.com</a>
CCL Industries 17700 Foltz Pkwy Strongsville, OH 44149	440-878-7000	<a href="mailto:designusa@cclind.com">designusa@cclind.com</a>

## Appendix 6 – How to Search NHTSA’s Manufacturers’ Information Database

The Manufacturer’s Information Database (MID) can be found through the NHTSA Product Information and Catalog Listing (vPIC) website available at <https://vpic.nhtsa.dot.gov/>. vPIC is a consolidated platform that presents data collected within the manufacturer reported data from 49 CFR Parts 551 – 574 for use in a variety of modern tools. NHTSA’s vPIC platform is intended to serve as a centralized source for basic Vehicle Identification Number (VIN) decoding, Manufacturer Information Database (MID), Manufacturer Equipment Plant Identification and associated data.

The vPIC home page has resource links pointing towards the Code of Federal Regulations for which data is collected through vPIC Manufacturer Portal. A link to *New Manufacturers Handbook* can also be found under *Resource Links* section.

To go to MID website, click the light blue **vPIC MID** button on the right side of the screen.

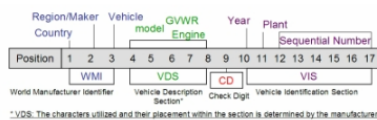
### Product Information Catalog and Vehicle Listing (vPIC) Powered by

#### Welcome to vPIC

The NHTSA Product Information Catalog and Vehicle Listing (vPIC) is a consolidated platform that presents data collected within the manufacturer reported data from 49 CFR Parts 551 – 574 for use in a variety of modern tools. NHTSA’s vPIC platform is intended to serve as a centralized source for basic Vehicle Identification Number (VIN) decoding, Manufacturer Information Database (MID), Manufacturer Equipment Plant Identification and associated data.

[More Info >](#)

vPIC is intended for use on Model Years 1981 and forward. Vehicles prior to 1980’s VIN standard are not included in decoding capability for the system. vPIC Patterns are based on Vehicle Identification Number (VIN) specifications received from the manufacturers following the 565 standard.



For any additional information and questions: Contact NHTSA Manufacturer Helpdesk at [manufacturerinfo@dot.gov](mailto:manufacturerinfo@dot.gov) or 1-888-399-3277

#### Resource Links:

- [NHTSA New Manufacturers Handbook \(PDF\)](#) (Click here to get current version of Adobe Reader)
- [49 CFR Part 551, Subpart D](#) (Foreign manufacturers and importers – designation of an agent for service of process)
- [49 CFR Part 565](#) (Vehicle Identification Number Guidance)
- [49 CFR Part 566](#) (Manufacturer Identification – Reporting Requirements)
- [49 CFR Part 574](#) (Tire Identification Number (TIN) Guidance)
- [49 CFR Part 571.106](#) (Brake Hose Manufacturer Identification)
- [49 CFR Part 571.205](#) (Glazing Material Manufacturer Identification)
- [49 CFR Part 595.6](#) (Identification for Vehicle Modifier to Enable a Person with Disability to Operate or Ride as a Passenger)
- [49 CFR Part 586](#) (Replica Motor Vehicles)
- [49 CFR Part 586.12](#) (Replica Motor Vehicles - Annual Report)

#### Manufacturer Portal : Online Web-based Submittal Center

- Submit new or revised form for:
  - VIN Requirements (49 CFR Part 565)
  - Manufacturer Identification (49 CFR Part 566; Routine Identification Data)
  - Designation of U.S. Agent of Service of Process (49 CFR Part 551, Subpart D)
  - Brake Hose Manufacturer Identification (49 CFR Part 571.106)
  - Glazing Material Manufacturer Identification (49 CFR Part 571.205)
  - New Tire Manufacturer Identification (49 CFR Part 574)
  - Retread Tire Manufacturer Identification (49 CFR Part 574)
  - Adapted Vehicle Modifier (49 CFR Part 595)
  - Replica Motor Vehicles (49 CFR Part 586)
  - Replica Motor Vehicles - Annual report (49 CFR Part 586.12)
- Check the status for already submitted requests.

#### MID : Manufacturer Information Database

- View manufacturer information (Address, Products Manufactured, Makes, etc.)
- View or download documents submitted to NHTSA by Manufacturers as it relates to 49 CFR Part 566, 49 CFR Part 565 and 49 CFR Part 574.
- Obtain World Manufacturer Identifiers (WMIs) assigned to a manufacturer assigned by **SAE** and referenced in vPIC.

[vPIC MID](#)

Manufacturer's Information Database (MID) can be searched to:

- View the manufacturer information (Address, Products Manufactured, Makes, etc.) for manufacturers registered with NHTSA.
- View or download documents submitted to NHTSA by manufacturers as it relates to 49 CFR Part 566 (Manufacturer Identification), 49 CFR Part 565 (VIN Deciphering Document), 49 CFR Part 574 (Tire Identification Number (TIN) Guidance), 49 CFR Part 571.106 (Brake Hose Manufacturer Identification), 49 CFR Part 571.205 (Glazing Material Manufacturer Identification) and 49 CFR Part 586 (Replica Motor Vehicles)
- Obtain World Manufacturer Identifiers (WMIs) assigned to a manufacturer assigned by SAE and referenced in vPIC.

*Manufacturer ID* or *Name* can be used to search for a manufacturer. *Manufacturer ID* is the unique ID generated by the vPIC system when a manufacturer is registered with NHTSA through the 49 CFR Part 566 process. If you know the ID of the manufacturer you are searching for, use *Manufacturer ID* as the search criteria to get the results only for that manufacturer. When using *Name* as the search criteria, it is advisable to use the partial name for getting better results. The check boxes for *Part 565* and *Part 566* are checked by default. Uncheck these boxes if Part 565 and Part 566 results are not needed as part of the search criteria. In the example below, the *Name* entered is "ACME" and the *Part 565* and *Part 566* boxes are checked. Click the blue **Search** button to get the results.

## Search Criteria

Hint: Multiple search criteria is treated as an "AND". To increase search results, enter fewer search criteria. Likewise, to reduce search results enter more search criteria.

Organization ⓘ		Please select <u>at least</u> one of the checkboxes below for searching.	
Manufacturer ID	<input type="text"/>	<input checked="" type="checkbox"/> Part 565	<input checked="" type="checkbox"/> Part 566 ⓘ
Name	<input type="text" value="ACME"/>	File Name	<input type="text"/>
Doing Business As (DBA)	<input type="text"/>	Start Date	<input type="text"/>
City	<input type="text"/>	End Date	<input type="text"/>
State	<input type="text"/>	File Name applies to 565 only	
Country	<input type="text"/>	<input type="checkbox"/> Part 586 (Replica Vehicle) ⓘ	
Manufacturer Type	<input type="text" value=""/>	<input type="checkbox"/> Equipment Plants (Tires, Brake Hoses, Retread and Glazing) ⓘ	
Equipment Type	<input type="text" value=""/>	<input type="checkbox"/> World Manufacturer Identifier (WMI) ⓘ	
Search on WMI only uses Name and Country Name will search against current, previous name and DBA (when available) Doing Business As (DBA) applies to 565, 566 and Make Model searches only Manufacturer Type applies to 566 search only Equipment Type applies to 566 search only			
<input type="button" value="Search"/>			



This search brought up results for all registered manufacturers that has "ACME" somewhere in the name.

## Search Results

[Return to Search](#)

[Go to 565 Results](#) | [Go to 566 Results](#)

565 Results

Search Criteria: Part 565 AND Name contains **ACME**

Export to Excel | Export to CSV

Show 10 entries

Refine Results:

Org Name	Letter Date	Manufacturer Name	Doing Business As (DBA)	Address	City	State/Province	Country	Model Year From	Model Year To	Cover Letter
01-022-NIIB-10049	7/13/2004	ACME CRYOGENICS, INC.		PO BOX 445	ALLEN TOWN	PA	UNITED STATES (USA)			
01-022-NIIB-10107	7/20/2004	ACME CRYOGENICS, INC.		PO BOX 445	ALLEN TOWN	PA	UNITED STATES (USA)			
FAX122	5/3/2005	ACME MOTORCYCLE CO.		5411 W. ORANGE DR. #19	GLENDALE	AZ	UNITED STATES (USA)			
ORG3625	10/22/2007	ACME TRAILER WORKS INC.		201 ROSS AVE.	NEW CUMBERLAND	PA	UNITED STATES (USA)			
ORG4269	7/8/2008	ACME GROUP LLC		1507 S. LINCOLN AVE.	LOVELAND	CO	UNITED STATES (USA)			
ORG5516	12/9/2009	ACME INDUSTRIES, LLC		4060 ETCHART LANE, UNIT A	WINNEMUCCA	NV	UNITED STATES (USA)			

Showing 1 to 6 of 6 entries

First Previous 1 Next Last

[Go to 565 Results](#) | [Go to 566 Results](#)

566 Results

Search Criteria: Part 566 AND Name contains **ACME**

Export to Excel | Export to CSV

Show 10 entries

Refine Results:

Submission/Letter Date	Manufacturer Name	Doing Business As (DBA)	Address	City	State/Province	Country	Equipment Types
	ACME MOTORCYCLE CO.		5411 W. ORANGE DR. #19	GLENDALE	AZ	UNITED STATES (USA)	
7/12/2004	ACME CRYOGENICS, INC.		PO BOX 445	ALLEN TOWN	PA	UNITED STATES (USA)	
5/23/2006	ACME TRUCK PARTS AND EQUIPMENT, INC.		1016 SOUTH WILSON WAY	STOCKTON	CA	UNITED STATES (USA)	
10/22/2007	ACME TRAILER WORKS INC.		201 ROSS AVE.	NEW CUMBERLAND	PA	UNITED STATES (USA)	
7/8/2008	ACME GROUP LLC		1507 S. LINCOLN AVE.	LOVELAND	CO	UNITED STATES (USA)	
12/9/2009	ACME INDUSTRIES, LLC		4060 ETCHART LANE, UNIT A	WINNEMUCCA	NV	UNITED STATES (USA)	
9/24/2013	COILHOSE PNEUMATICS	Coilhose Pnuematics, Freelin-Wade, Acme Automotive	19 KIMBERLY RD.	EAST BRUNSWICK	NJ	UNITED STATES (USA)	Brake Hoses
11/17/2015	ACME FABRICATION		3411 FM 663	MIDLOTHIAN	TEXAS	UNITED STATES (USA)	
7/7/2020	ACME RUBBER IND. CO., LTD.		No.45, Singong 6th Rd.	Tianjhong Township	CHANGHUA COUNTY	TAIWAN	

Showing 1 to 9 of 9 entries

First Previous 1 Next Last

To narrow the search results, select “Return to Search” on the top right corner and add in more specific manufacturer name. “ACME Group” is entered as the *Name* in the example below.

## Search Criteria

Hint: Multiple search criteria is treated as an “AND”. To increase search results, enter fewer search criteria. Likewise, to reduce search results enter more search criteria.

Organization ⓘ		Please select <u>at least</u> one of the checkboxes below for searching.	
Manufacturer ID	<input type="text"/>	<input checked="" type="checkbox"/> Part 565 <input checked="" type="checkbox"/> Part 566 ⓘ	
Name	<input type="text" value="ACME Group"/>	File Name	<input type="text"/>
Doing Business As (DBA)	<input type="text"/>	Start Date	<input type="text"/>
City	<input type="text"/>	End Date	<input type="text"/>
State	<input type="text"/>	File Name applies to 565 only	
Country	<input type="text"/>	<input type="checkbox"/> Part 586 (Replica Vehicle) ⓘ	
Manufacturer Type	<input type="text" value="v"/>	<input type="checkbox"/> Equipment Plants (Tires, Brake Hoses, Retread and Glazing) ⓘ	
Equipment Type	<input type="text" value="v"/>	<input type="checkbox"/> World Manufacturer Identifier (WMI) ⓘ	
<p>Search on WMI only uses Name and Country            Name will search against current, previous name and DBA (when available)            Doing Business As (DBA) applies to 565, 566 and Make Model searches only            Manufacturer Type applies to 566 search only            Equipment Type applies to 566 search only</p>			
<input type="button" value="Search"/>			

The modified search will return fewer results as shown below. Once the correct search results are found, then by selecting the blue ORG link on the left-hand side, the full submittal can be viewed. Each manufacturer name can be clicked as well to view details pertaining to the company.

## Search Results

[Return to Search](#)
[Go to 565 Results](#) | [Go to 566 Results](#)

565 Results ▼

Search Criteria: Part 565 AND Name contains ACME Group

Export to Excel
Export to CSV

Show 10 entries Refine Results:

Org Name	Letter Date	Manufacturer Name	Doing Business As (DBA)	Address	City	State/Province	Country	Model Year From	Model Year To	Cover Letter
<a href="#">ORG4269</a>	7/8/2008	<a href="#">ACME GROUP LLC</a>		1507 S. LINCOLN AVE.	LOVELAND	CO	UNITED STATES (USA)			

Showing 1 to 1 of 1 entries First Previous 1 Next Last

[Go to 565 Results](#) | [Go to 566 Results](#)

566 Results ▼

Search Criteria: Part 566 AND Name contains ACME Group

Export to Excel
Export to CSV

Show 10 entries Refine Results:

Submittal/Letter Date	Manufacturer Name	Doing Business As (DBA)	Address	City	State/Province	Country	Equipment Types
7/8/2008	<a href="#">ACME GROUP LLC</a>		1507 S. LINCOLN AVE.	LOVELAND	CO	UNITED STATES (USA)	

Showing 1 to 1 of 1 entries First Previous 1 Next Last

Multiple search criteria can be used to search for multiple items at the same time. Simply select the appropriate checkboxes in the title of the section and enter the search criteria. For example, if you enter the *Name*, check the box for *World Manufacturer Identifiers (WMI)* and enter a WMI in the WMI field as shown below, the search results will show the details of the WMI entered as well as the manufacturer information. To increase search results, enter fewer search criteria. Likewise, to reduce search results enter more search criteria.

## Search Criteria

Hint: Multiple search criteria is treated as an "AND". To increase search results, enter fewer search criteria. Likewise, to reduce search results enter more search criteria.

Organization ⓘ	
Manufacturer ID	<input type="text"/>
Name	<input type="text" value="ACME Group"/>
Doing Business As (DBA)	<input type="text"/>
City	<input type="text"/>
State	<input type="text"/>
Country	<input type="text"/>
Manufacturer Type	<input type="text" value=""/>
Equipment Type	<input type="text" value=""/>
<p>Search on WMI only uses <b>Name</b> and <b>Country</b>            Name will search against current, previous name and DBA (when available)            Doing Business As (DBA) applies to 565, 566 and Make Model searches only            Manufacturer Type applies to 566 search only            Equipment Type applies to 566 search only</p>	

Please select <u>at least</u> one of the checkboxes below for searching. ⓘ	
<input type="checkbox"/> Part 565	<input type="checkbox"/> Part 566 ⓘ
<input type="checkbox"/> Part 586 (Replica Vehicle) ⓘ	
<input type="checkbox"/> Equipment Plants (Tires, Brake Hoses, Retread and Glazing) ⓘ	
<input checked="" type="checkbox"/> World Manufacturer Identifier (WMI) ⓘ	
WMI	<input type="text" value="1A9816"/>
Product Type	<input type="text"/>
Make Name	<input type="text"/>
Model Name	<input type="text"/>

The WMI search results page shows the details of the WMI searched for.

WMIs listed within this table have been officially registered through the Part 565 process with NHTSA for use and importation into the US for operation on US roads. If the WMI you are looking for is not shown in the search results, that means the WMI is not submitted to NHTSA through the Part 565 process. For 565 submissions, please contact NHTSA's Manufacturer Helpdesk at [manufacturerinfo@dot.gov](mailto:manufacturerinfo@dot.gov). NHTSA only accept WMIs that are registered with SAE International. If your WMI is not registered with SAE, please contact [wmi@SAE.org](mailto:wmi@SAE.org).

**WMI Results**

**Search Criteria:** Name contains **ACME group** AND WMI contains **1A9816**

If the WMI you are looking for is not shown below, please make sure that the WMI is registered with SAE and it is used in NHTSA approved 565 submissions. If your WMI is not registered with SAE, please contact [wmi@SAE.org](mailto:wmi@SAE.org)  
For 565 submissions, please contact NHTSA's Manufacturer Helpdesk at [manufacturerinfo@dot.gov](mailto:manufacturerinfo@dot.gov)

[Export to Excel](#) [Export to CSV](#)

Show  entries Refine Results:

WMI	Manufacturer	Address	City	State/Province	Postal Code	Country	Phone	Vehicle Type
1A9816	ACME GROUP LLC	1507 S. LINCOLN AVE.	LOVELAND	CO	80537	UNITED STATES (USA)	(701)845-1323	Trailer

Showing 1 to 1 of 1 entries First Previous **1** Next Last

[Go to WMI Results](#) | [Go to Make/Model Results](#)

**Make Model Results (this is partial results only based on 565 submittal)**

**Search Criteria:** Name contains **ACME group**

WMIs listed within this table have been officially registered through the 565 process with NHTSA for use and importation into the US for operation on US roads. Please contact the manufacturer directly for more information on WMIs not listed within this table.

[Export to Excel](#) [Export to CSV](#)

Show  entries Refine Results:

WMI	Manufacturer Name	Doing Business As (DBA)	Make	Model	Address	Address 2	City	State/Province	Postal Code	Country	Product Type
1A9816	ACME GROUP LLC		Acme Group	Acme Group	1507 S. LINCOLN AVE.		LOVELAND	CO	80537	UNITED STATES (USA)	Trailer

Showing 1 to 1 of 1 entries First Previous **1** Next Last

To search for DOT Codes or equipment plant information, select the box next to *Equipment Plants (Tires, Brake Hoses, Retread and Glazing)*, select an *Equipment Type* and click the blue **Search** button. In the example below, the criteria entered is to search for all Tire manufacturers registered with NHTSA.

## Search Criteria

Hint: Multiple search criteria is treated as an "AND". To increase search results, enter fewer search criteria. Likewise, to reduce search results enter more search criteria.

Organization ⓘ	
Manufacturer ID	<input type="text"/>
Name	<input type="text"/>
Doing Business As (DBA)	<input type="text"/>
City	<input type="text"/>
State	<input type="text"/>
Country	<input type="text"/>
Manufacturer Type	<input type="text" value="v"/>
Equipment Type	<input type="text" value="v"/>
<p>Search on WMI only uses Name and Country            Name will search against current, previous name and DBA (when available)            Doing Business As (DBA) applies to 565, 566 and Make Model searches only            Manufacturer Type applies to 566 search only            Equipment Type applies to 566 search only</p>	

Please select <u>at least</u> one of the checkboxes below for searching.	
<input type="checkbox"/> Part 565	<input type="checkbox"/> Part 566 ⓘ
<input type="checkbox"/> Part 586 (Replica Vehicle) ⓘ	
<input checked="" type="checkbox"/> Equipment Plants (Tires, Brake Hoses, Retread and Glazing) ⓘ	
Equipment Type	<input style="border: none; border-bottom: 1px solid #ccc;" type="text" value="Tires"/>
DOT Code	<input type="text"/>
DOT Code applies to both New and Old DOT code.	
<input type="checkbox"/> World Manufacturer Identifier (WMI) ⓘ	

**Search**

The search results can be exported to Excel or CSV by clicking the respective blue buttons.

## Search Results

[Return to Search](#)

Equipment Plant Results

Search Criteria: Equipment type is **Tires**

Show  entries

Refine Results:

[Export to Excel](#) [Export to CSV](#)

Equipment Plant	City	State/Province	Postal Code	Country	Production Start Date	Production End Date	Equipment Type	DOT Code	Old DOT Code	Status
ACE TYRE LTD.	MEDAK DIST	HYDERABAD	502 285	INDIA			Tires	00Y		Active
ACHIEVOR TIRE	MINTO	NEW BRUNSWICK	E4B 3A6	CANADA			Tires	10X	0X	Active
ACME RUBBER IND. CO., LTD.	TIANJH ONG TOWNSHIP	CHANGHUA	52046	TAIWAN			Tires	1TD	TD	Active
ACTR COMPANY LIMITED	Go Dau	TAY NINH	73000	VIETNAM			Tires	04B		Active
ADKINS TIRE SERVICE	OAK HILL	OH		UNITED STATES			Tires	121	21	Active
ADVANCE TYRE (VIETNAM) CO., LTD.	Tan Phuoc county	TIEN GIANG PROVINCE	550001	VIETNAM	11/1/2020		Tires	055		Active
AEOLUS TYRE CO., LTD.	JIAOZU O	HENAN	454003	CHINA			Tires	15X	5X	Active
AEOLUS TYRE., LTD.	JIAOZU O	HENAN	454003	CHINA			Tires	1VJ	VJ	Active
AGARWAL RUBBER LIMITED	Hyderabad	TELANGANA	502320	INDIA			Tires	03J		Active
AHCOF INTERNATIONAL DEV. CO., LTD.	HEFEI			CHINA			Tires	108	08	Active

Showing 1 to 10 of 1,119 entries

First Previous **1** 2 3 4 5 ... 112 Next Last

To search the equipment plant information for a specific DOT code, enter the DOT Code as a search criteria.

## Search Criteria

Hint: Multiple search criteria is treated as an "AND". To increase search results, enter fewer search criteria. Likewise, to reduce search results enter more search criteria.

**Organization** ⓘ

Manufacturer ID

Name

Doing Business As (DBA)

City

State

Country

Manufacturer Type

Equipment Type

Search on WMI only uses Name and Country  
Name will search against current, previous name and DBA (when available)  
Doing Business As (DBA) applies to 565, 566 and Make Model searches only  
Manufacturer Type applies to 566 search only  
Equipment Type applies to 566 search only

Please select **at least** one of the checkboxes below for searching.

Part 565  Part 566 ⓘ

Part 586 (Replica Vehicle) ⓘ

Equipment Plants (Tires, Brake Hoses, Retread and Glazing) ⓘ

Equipment Type

DOT Code

DOT Code applies to both New and Old DOT code.

World Manufacturer Identifier (WMI) ⓘ

## Search Results

[Return to Search](#)

**Equipment Plant Results** ▾

Search Criteria: Equipment type is **Tires** AND DOT Code contains **1HY**

Show  entries Export to Excel Export to CSV

Refine Results:

Equipment Plant	City	State/Province	Postal Code	Country	Production Start Date	Production End Date	Equipment Type	DOT Code	Old DOT Code	Status
BRIDGESTONE/ FIRESTONE NORTH AMERICAN	OKLAH OMA CITY	OKLAHOMA	73124	UNITED STATES			Tires	1HY	HY	Active

Showing 1 to 1 of 1 entries First Previous **1** Next Last



To search the replica vehicle information for a manufacturer, enter the *Name* or *ID* of the manufacturer, check the Part 586 box on the right hand side and click the blue **Search** button.

## Search Criteria

Hint: Multiple search criteria is treated as an "AND". To increase search results, enter fewer search criteria. Likewise, to reduce search results enter more search criteria.

**Organization** ⓘ

Manufacturer ID

Name

Doing Business As (DBA)

City

State

Country

Manufacturer Type

Equipment Type

Search on WMI only uses Name and Country  
Name will search against current, previous name and DBA (when available)  
Doing Business As (DBA) applies to 565, 566 and Make Model searches only  
Manufacturer Type applies to 566 search only  
Equipment Type applies to 566 search only

Please select at least one of the checkboxes below for searching.

Part 565  Part 566 ⓘ

**Part 586 (Replica Vehicle)** ⓘ

Original Make

Original Model

Original Body Type

Original Model Year

Equipment Plants (Tires, Brake Hoses, Retread and Glazing) ⓘ

World Manufacturer Identifier (WMI) ⓘ

This search will return information about all the replica vehicles submitted by the manufacturer. Click the manufacturer name link to view the registration details of the manufacturer.

## Search Results

586 Results ▼

Search Criteria: Part 586 AND Name contains **JACOB IMPORTS** AND Manufacturer type is **Replica Vehicle Manufacturer**

Show  entries Refine Results:

Submittal/Letter Date	Manufacturer Name	Original Make	Original Model	Original Body Type	Original Model Year	Status
1/26/2021	<a href="#">JACOB IMPORTS</a>	Lamborghini	Bearcat	sports	1944	Approved
1/26/2021	<a href="#">JACOB IMPORTS</a>	Dodge	Bearcat	sports	1944	Approved

Showing 1 to 2 of 2 entries First Previous **1** Next Last

To search the replica vehicle information for all replica vehicle manufacturers registered with NHTSA, select the *Manufacturer Type* as “Replica Vehicle Manufacturer”, check the Part 586 box on the right hand side and click the blue **Search** button.

## Search Criteria

Hint: Multiple search criteria is treated as an “AND”. To increase search results, enter fewer search criteria. Likewise, to reduce search results enter more search criteria.

Organization ⓘ	Please select <u>at least</u> one of the checkboxes below for searching.
<p>Manufacturer ID <input type="text"/></p> <p>Name <input type="text"/></p> <p>Doing Business As (DBA) <input type="text"/></p> <p>City <input type="text"/></p> <p>State <input type="text"/></p> <p>Country <input type="text"/></p> <p>Manufacturer Type <input type="text" value="Replica Vehicle Manufacturer"/></p> <p>Equipment Type <input type="text"/></p> <p><small>Search on WMI only uses Name and Country Name will search against current, previous name and DBA (when available) Doing Business As (DBA) applies to 565, 566 and Make Model searches only Manufacturer Type applies to 566 search only Equipment Type applies to 566 search only</small></p>	<p><input type="checkbox"/> Part 565 <input type="checkbox"/> Part 566 ⓘ</p> <p><input checked="" type="checkbox"/> Part 586 (Replica Vehicle) ⓘ</p> <p>Original Make <input type="text"/></p> <p>Original Model <input type="text"/></p> <p>Original Body Type <input type="text"/></p> <p>Original Model Year <input type="text"/></p> <p><input type="checkbox"/> Equipment Plants (Tires, Brake Hoses, Retread and Glazing) ⓘ</p> <p><input type="checkbox"/> World Manufacturer Identifier (WMI) ⓘ</p>
<p><b>Search</b></p>	

Replica vehicles can also be searched by entering Original Make, Original Model, Original Body Type or Original Model Year as search criteria in the *Part 586 (Replica Vehicle)* section and by selecting *Manufacturer Type* as “Replica Vehicle Manufacturer”.

## Search Criteria

Hint: Multiple search criteria is treated as an “AND”. To increase search results, enter fewer search criteria. Likewise, to reduce search results enter more search criteria.

Organization ⓘ	Please select <u>at least</u> one of the checkboxes below for searching.
<p>Manufacturer ID <input type="text"/></p> <p>Name <input type="text"/></p> <p>Doing Business As (DBA) <input type="text"/></p> <p>City <input type="text"/></p> <p>State <input type="text"/></p> <p>Country <input type="text"/></p> <p>Manufacturer Type <input type="text" value="Replica Vehicle Manufacturer"/></p> <p>Equipment Type <input type="text"/></p> <p><small>Search on WMI only uses Name and Country Name will search against current, previous name and DBA (when available) Doing Business As (DBA) applies to 565, 566 and Make Model searches only Manufacturer Type applies to 566 search only Equipment Type applies to 566 search only</small></p>	<p><input type="checkbox"/> Part 565 <input type="checkbox"/> Part 566 ⓘ</p> <p><input checked="" type="checkbox"/> Part 586 (Replica Vehicle) ⓘ</p> <p>Original Make <input type="text" value="Lamborghini"/></p> <p>Original Model <input type="text" value="Bearcat"/></p> <p>Original Body Type <input type="text"/></p> <p>Original Model Year <input type="text" value="1944"/></p> <p><input type="checkbox"/> Equipment Plants (Tires, Brake Hoses, Retread and Glazing) ⓘ</p> <p><input type="checkbox"/> World Manufacturer Identifier (WMI) ⓘ</p>
<p><b>Search</b></p>	

## Appendix 7 - How to enter Submittals using NHTSA's Manufacturers Portal

NHTSA Manufacturer Portal is a system for entering information into NHTSA's database and registering as a NHTSA compliant manufacturer. To enter information into the Portal, first, the document type must be selected. Document types can be seen in a drop-down list and once selected will allow the remainder of the fillable form to be completed. Each section with a red asterisk (\*) must be entered or the form will not allow the user to move forward. The first page of the submittal process is held constant, as shown above. Once that page has been filled out, information requirements change based on which form type is being submitted (i.e. Part 565, Part 566, Part 551, Equipment Plant Code Request (for Brake Hose, Glazing, New Tires, or Tire Retread), Adapted Vehicle Modifier Identification (49 CFR Part 595) or Replica Vehicle Registration (49 CFR Part 586), Replica Vehicles - Annual Report (49 CFR Part 586.12), Temporary Import Exemption Application for VEHICLES (Box 7 on the HS-7 Form) or Temporary Import Exemption Application for EQUIPMENT (Box 7 on the HS-7 Form)).

Manufacturer Portal Powered by 
Version: 3.15 last updated on 1/8/2022    [Release Notes](#)    [Subscribe/Unsubscribe](#)    [F.A.Q.](#)

**New Request**

Here you can submit new form for VIN Requirements (49 CFR Part 565), Manufacturer Identification (49 CFR Part 566), Designation of U.S. Agent by Foreign Manufacturer (49 CFR Part 551, Subpart D), Equipment Plant Code Request (for Brake Hose, Glazing, New Tires, or Tire Retread), Adapted Vehicle Modifier Identification (49 CFR Part 595) or Replica Vehicle Registration (49 CFR Part 586), Replica Vehicles - Annual Report (49 CFR Part 586.12), Temporary Import Exemption Application for VEHICLES (Box 7 on the HS-7 Form) or Temporary Import Exemption Application for EQUIPMENT (Box 7 on the HS-7 Form)

**You must ensure the accuracy of your submission. Any inaccuracy may result in a rejection of your submission or delay processing of your submission.**

Fields marked with \* are required

**Document Type \***

**Manufacturer Company Full Legal Name \***

**Manufacturer Country \***

**Manufacturer State/Province \***

**Manufacturer City \***

**Submitter's Business Email \***

**Verify Submitter's Business Email \***

**Submitter's Business Phone \***

**Cover Letter / Submission Description \***

- Please identify whether this submission is a new record or an update to an existing record.
- If this is an update, you **MUST** identify all changes from the existing record.

B / U S    ≡ ≡ ≡ ≡ ≡ ≡    Δ A

**Check Status**

If you already submitted a request and you want to check its status you can follow the link received in the confirmation email.

The same email contains a **Submission ID** and you can type (or copy/paste) it here:

Submission ID

Check Status of Submitted Request

A 566 submittal covers the manufacturer and product information and proceeds as shown below. On top of the page is a guide that shows the progress of the submission as it is completed. The manufacturer must fill out the form below with all required information before moving on to the next section titled, *ManufacturingDetails*.

### Domestic Manufacturers (49 CFR Part 566)

Step 1: Basic Manufacturer Information	<b>Step 2:</b> Additional Details	Step 3: Manufacturing Details	Step 4: Documents (Optional)	Step 5: Review and Confirmation
---	--------------------------------------	----------------------------------	---------------------------------	------------------------------------

**PAPERWORK REDUCTION ACT STATEMENT:** A federal agency may not conduct or sponsor, and a person is not required to respond to, nor shall a person be subject to a penalty for failure to comply with, a collection of information subject to the requirements of the Paperwork Reduction Act unless that collection of information displays a current valid OMB Control Number. The OMB Control Number for this information collection is 2127-0043 (Expiration Date: XXXXXX). This is a mandatory information collection that covers the submission of manufacturer identification information. Under 49 CFR Part 566, manufacturers of motor vehicles and certain items of motor vehicle equipment are required to submit identifying information to the National Highway Traffic Safety Administration (NHTSA) within 30 days of beginning manufacturing of motor vehicles or items of motor vehicle equipment subject to the Federal motor vehicle safety standards or 30 days prior to importing motor vehicles or items of motor vehicle equipment. The information is only submitted once unless the information in the original submission needs to be updated. NHTSA uses this information to contact manufacturers and also makes this information available to the general public on a NHTSA website. The purpose of this information collection is to ensure that NHTSA is able to identify manufacturers and their products and locate the manufacturer if a safety-related defect or noncompliance is suspected or found to exist in a motor vehicle or motor vehicle equipment. This ensures that NHTSA can administer and enforce recall of vehicles that do not comply with the FMVSS or contain safety-related defects. NHTSA estimates the burden associated with this submission to be 15 minutes. Send comments regarding this burden estimate or any other aspect of this collection of information, including suggestions for reducing this burden to: Information Collection Clearance Officer, National Highway Traffic Safety Administration, 1200 New Jersey Ave, S.E., Room W45-205, Washington, DC, 20590.

\* indicates a required field

<b>Manufacturer Company Full Legal Name *</b> PIEDMONT VEHICLE INDUSTRIES	<b>Common Name</b> (like GM, Honda, Toyota ...) 
<b>Previous Legal Name</b> (if changed) Orlando Vehicles	<b>Date of Last Legal Name Change</b> (required if legal name changed) 02/01/2022
<b>URL</b> (like https://www.example.com/) Piedmont@vehicles.com	
<b>Doing Business As</b> (Please list all other names your business is using, if any, apart from already mentioned Legal Name and Trade Names) 	
<b>Trade or Brand Names, Marks, Logos or Other Designations of Origin</b> (Please specify ALL Trade/Brand Names and upload ALL Logos associated with the Manufacturer) 	
<b>Full Legal Name of Manufacturer's Authorized Representative *</b> (e.g., First, initial and last name, like George A Smith) Warren Cook	<b>Title of Manufacturer's Authorized Representative *</b> (e.g., President, Vice President, CEO, CFO) CEO
<b>Principal Name or Owner Name *</b> (e.g., First, initial and last name, like George A Smith) James potter	<b>Principal Position *</b> (e.g., President, Vice President, CEO, CFO) Vice President
<b>Headquarters physical address</b> (PO Boxes NOT accepted)	
<b>Address Line 1 *</b> 	<b>Address Line 2</b> 
<b>Country *</b> UNITED STATES (USA)	<b>State</b> FLORIDA
<b>City *</b> Orlando	<b>Postal Code *</b> 12345-1111
<b>Manufacturer Contact Name *</b> <input checked="" type="checkbox"/> Same as Principal James potter	<b>Manufacturer Contact Position *</b> Vice President
<b>Manufacturer Contact Business Email *</b> Vehicles@Piedmont.com	<b>Manufacturer Contact Business Phone *</b> (890)890-8908
<b>Manufacturer Contact Business Fax *</b> 	
<b>Submitter's Name *</b> Peter Cook	<b>Submitter's Position *</b> Technical Director
<b>Submitter's Business Email *</b> Vehicles@Piedmont.com	<b>Submitter's Business Phone *</b> (890)890-8908
<b>Production Start Date</b> 04/01/2022	<b>Production End Date</b> 12/31/2025
<b>Parent Company Name</b> (Please start typing then select from the list, if Parent Company Name is not present in the list please mention that in Other Details/Notes; leave empty if there is no Parent Company) 	
<b>Other Details/Notes</b> 	
<b>Save &amp; Continue</b>	<b>Cancel Submission</b>

In *Step 3*, the manufacturers must select what type of *manufacturer*, *alterer*, or *importer* their company is. Multiple boxes can be checked as needed. Click the **Save & Continue** button to proceed.

## Domestic Manufacturers (49 CFR Part 566)

Step 1: Basic Manufacturer Information	Step 2: Additional Details	Step 3: Manufacturing Details	Step 4: Documents (Optional)	Step 5: Review and Confirmation
---	-------------------------------	----------------------------------	---------------------------------	------------------------------------

What Type of Manufacturer or Alterer is Your Company?

Note: If you are a complete vehicle manufacturer, you must also submit VIN deciphering CFR 49 Part 565 (check all that apply)

- Completed Vehicle Manufacturer** - a manufacturer of vehicles that require no further manufacturing operations to perform their intended function
- Incomplete Vehicle Manufacturer** - a manufacturer of incomplete vehicles. Incomplete vehicle means an assemblage consisting, at a minimum, of chassis (including the frame) structure, power train, steering system, suspension system, and braking system, in the state that those systems are to be part of the completed vehicle, but requires further manufacturing operations to become a completed vehicle. Also means an incomplete trailer.
- Intermediate Vehicle Manufacturer** - a manufacturer (other than the incomplete vehicle manufacturer or final-stage manufacturer) who performs manufacturing operations on a vehicle manufactured in two or more stages.
- Final-Stage Vehicle Manufacturer** - a manufacturer who performs such manufacturing operations on an incomplete vehicle that it becomes a completed vehicle
- Vehicle Alterer** - a person who alters by addition, substitution, or removal of components (other than readily attachable components), a certified vehicle before the first purchase of the vehicle other than for resale
- Fabricating Manufacturer of Motor Vehicle Equipment** - a person that manufactures or assembles motor vehicle equipment
- Importer of Motor Vehicle Equipment** - a person that imports motor vehicle equipment for resale
- Importer of Motor Vehicles Originally Manufactured to Conform to FMVSS** - a person that imports motor vehicles originally manufactured to conform to FMVSS for resale as distinguished from registered importers subject to the duties specified in 49 CFR Part 592
- Replica Vehicle Manufacturer** - a manufacturer that is registered as a replica motor vehicle pursuant to 49 CFR Part 586. (This selection should also be made by prospective replica manufacturers prior to submitting Part 586 registration information. If your Part 586 registration is approved, NHTSA will notify you that your 566 has been updated with your status as a replica vehicle manufacturer. Once your 566 submission is accepted, you will be notified to submit 586 application.)

Vehicle manufacturers, alterers and importers must select all *Vehicle Types*, *GVWR From* and *GVWR To* range for each Vehicle Type produced, altered, or imported by their company. A brief description of the vehicle is required for Truck, Trailer, Multipurpose Passenger Vehicle (MPV), and Incomplete vehicle types and recommended for other vehicle types.

What Types of Vehicles Does Your Company Manufacture or Alter? \* Fill out this section only if you are a vehicle manufacturer  
Please identify the approximate GVWR Range in pounds (check all that apply)

[Remove Primary](#)

Select Vehicle Type	Description of Vehicle	Primary	GVWR From	GVWR To
<input type="checkbox"/> Motorcycle		<input type="radio"/>		
<input checked="" type="checkbox"/> Passenger Car		<input type="radio"/>	Class 1C: 4,001 - 1	Class 1D: 5,001 - 6,000 lb (2,268)
<input type="checkbox"/> Truck		<input type="radio"/>		
<input type="checkbox"/> Bus		<input type="radio"/>		
<input type="checkbox"/> Trailer		<input type="radio"/>		
<input type="checkbox"/> Multipurpose Passenger Vehicle (MPV)		<input type="radio"/>		
<input type="checkbox"/> Low Speed Vehicle (LSV)		<input type="radio"/>		
<input type="checkbox"/> Incomplete Vehicle		<input type="radio"/>		
<input type="checkbox"/> Off Road Vehicle		<input type="radio"/>		
<input type="checkbox"/> Replica Motor Vehicle		<input type="radio"/>		

Equipment manufacturers and importers must select all equipment items produced or imported by their company. If the equipment item your company manufacture or import is not in the list of regulated equipment items, you may use the “*Other*” check box and enter the details of the item in the box provided below.

What Type of Regulated Equipment Does Your Company Manufacture? \* Fill out this section only if you are an equipment manufacturer  
Regulated equipment items are only the equipment items listed below that are subject to a Federal motor vehicle safety standard (check all that apply)

<input type="checkbox"/> Tires	<input type="checkbox"/> Rims	<input checked="" type="checkbox"/> Brake Hoses
<input type="checkbox"/> Brake Fluid	<input type="checkbox"/> Seat Belts	<input type="checkbox"/> Lamps, Reflectors and Assoc. Equipment
<input type="checkbox"/> CNG Containers	<input type="checkbox"/> Motorcycle Helmets	<input type="checkbox"/> Child Restraint Systems
<input type="checkbox"/> Platform Lifts	<input type="checkbox"/> Rear Impact Guards	<input checked="" type="checkbox"/> Triangular Warning Devices
<input checked="" type="checkbox"/> Glazing	<input type="checkbox"/> Retread	<input type="checkbox"/> Other (Motor vehicle equipment not covered by FMVSS)

Please provide details of the equipment manufac

[Save & Continue](#) [Cancel Submission](#)

At **Step 4**, upload any necessary documents that will benefit the submission (for example: company logos, agent certificates etc.). If there are no relevant documents to submit, then this section can be skipped.

### Domestic Manufacturers (49 CFR Part 566)

Step 1: Basic Manufacturer Information	Step 2: Additional Details	Step 3: Manufacturing Details	<b>Step 4: Documents (Optional)</b>	Step 5: Review and Confirmation
--	----------------------------	-------------------------------	-------------------------------------	---------------------------------

Here you can upload documents like logos, agent certificate or any other supporting document that may help with the submission. This step is optional.

**Select File for Upload:**

**Document Type \***

**Title \***

Click **Browse** to select a file for upload, select **Document Type** and enter its **Title**, then click **Upload Document** to copy the file to the server. Repeat those steps for every file you want to upload.

No files are uploaded yet!

**Step 5** is to review and confirm that all information provided is correct to pursue the registration with NHTSA. Click the **Complete Submission** button to submit the application to NHTSA. You can cancel the submission by clicking the **Cancel Submission** button.

### Domestic Manufacturers (49 CFR Part 566)

Step 1: Basic Manufacturer Information	Step 2: Additional Details	Step 3: Manufacturing Details	Step 4: Documents (Optional)	<b>Step 5: Review and Confirmation</b>
--	----------------------------	-------------------------------	------------------------------	--

Please review and confirm information on this page. You will not be able to edit this info upon submission.

[Basic Manufacturer Information edit](#)

Manufacturer Company	PIEDMONT VEHICLE INDUSTRIES
Full Legal Name	
Manufacturer City	Olando
Manufacturer State/Province	FLORIDA
Manufacturer Country	UNITED STATES (USA)
Submitter's Business Email	Vehicles@Piedmont.com
Submitter's Business Phone	(890)890-8908
Cover Letter	<p>To Whom It may Concern,</p> <p>This is a new submission form Piedmont vehicle Industries.</p> <p>Thanks,</p>

### [Additional Details edit](#)

Manufacturer Company	PIEDMONT VEHICLE INDUSTRIES	Manufacturer Contact Name	James potter
Full Legal Name		Manufacturer Contact Position	Vice President
Common Name		Manufacturer Contact Business Phone	(890)890-8908
Previous Legal Name	Orlando Vehicles	Manufacturer Contact Business Fax	
Date of Last Legal Name Change	02/01/2022	Manufacturer Contact Business Email	Vehicles@Piedmont.com
URL	Piedmont@vehicles.com	Submitter's Name	Peter Cook
Doing Business As		Submitter's Position	Technical Director
Trade or Brand Names, Marks, Logos or Other Designations of Origin		Submitter's Business Phone	(890)890-8908
Full Legal Name of Manufacturer's Authorized Representative	Warren Cook	Submitter's Business Email	Vehicles@Piedmont.com
Title of Manufacturer's Authorized Representative	CEO	Production Start Date	04/01/2022
Principal Name or Owner Name	James potter	Production End Date	12/31/2025
Principal Position	Vice President	Parent Company Name	
Manufacturer Address	1500 Business Plaza Olando, FLORIDA 12345-1111 UNITED STATES (USA)	Other Details/Notes	

### [Manufacturing Details edit](#)

Manufacturer Types

- Completed Vehicle Manufacturer
- Replica Vehicle Manufacturer

Vehicle Types

Is Primary	Vehicle Type	Description of Vehicles	GVWR From	GVWR To
<input type="checkbox"/>	Passenger Car		Class 1C: 4,001 - 5,000 lb (1,814 - 2,268 kg)	Class 1D: 5,001 - 6,000 lb (2,268 - 2,722 kg)

Equipment

No equipment selected.

[Supporting Documents edit](#)

No files are uploaded yet.

You must ensure the accuracy of your submission. Any inaccuracy may result in a rejection of your submission or delay processing of your submission.

Once a complete application is submitted, a *Submission ID* will be assigned to that application and will be visible on the completion page on portal. The user will receive an email from NHTSA to confirm the reception of the application. This email will have the *Submission ID* and a link to the submission.

The progress of a submission can be checked at anytime by entering the *Submission ID* into the Check Status box on the right side of the Manufacturer Portal home page. An email will be sent to the manufacturer to notify the acceptance or rejection of the submittal. To update an existing 566 record, please follow the instructions [here](#).

Check Status

If you already submitted a request and you want to check its status you can follow the link received in the confirmation email.

The same email contains a **Submission ID** and you can type (or copy/paste) it here:





On the top of the page is a guide that shows the progress of the submission as it is completed.

In *Step 2* of the submission process, the manufacturer is required to provide the following information:

- Indicate if it is a New or Update to Existing Document, Model Year From, Model Year To, and Date Available to Public.
- Submitter Name, Submitter Last Name, Submitter Position, and Submitter Business Phone.
- Complete Replica Vehicle fields: Replica Motor Vehicle Make, Replica Motor Vehicle Model, Model year of the original replicated vehicle, and Model year of Replica only if the submission is for Replica Vehicle.

Click on the **Save & Continue** button to save the information and proceed to the next step.

## VIN Requirements (49 CFR Part 565)

 <b>Step 1:</b> Basic Manufacturer Information	 <b>Step 2:</b> Additional Details	 <b>Step 3:</b> Upload Files (Mandatory)	 <b>Step 4:</b> Review and Confirmation
--	--	--	---

**PAPERWORK REDUCTION ACT STATEMENT:** A federal agency may not conduct or sponsor, and a person is not required to respond to, nor shall a person be subject to a penalty for failure to comply with, a collection of information subject to the requirements of the Paperwork Reduction Act unless that collection of information displays a current valid OMB Control Number. The OMB Control Number for this information collection is 2127-0510 (Expiration Date: XXXXXX). This is a mandatory information collection that covers submissions of Vehicle Identification Number (VIN) deciphering information. Under 49 CFR Part 565, manufacturers of motor vehicles are required to submit to the National Highway Traffic Safety Administration (NHTSA) VIN-deciphering information whenever the manufacturer creates a new VIN-deciphering scheme or needs to update or otherwise make an amendment to a previously submitted VIN-deciphering scheme. NHTSA uses this information to identify the responsible manufacturer of vehicles that contain a safety-related defect or do not comply with an applicable Federal motor vehicle safety standard, as well as to determine production range, manufacturing plant, or relevant features to help determine the scope of a defect or noncompliance. NHTSA estimates the burden associated with this submission to be 1 hour. Send comments regarding this burden estimate or any other aspect of this collection of information, including suggestions for reducing this burden to: Information Collection Clearance Officer, National Highway Traffic Safety Administration, 1200 New Jersey Ave, S.E., Room W45-205, Washington, DC, 20590.

\* indicates a required field

Manufacturer Company Full Legal Name PARAMOUNT INDUSTRIES  
 Manufacturer City West Chester  
 Manufacturer State/Province Pennsylvania  
 Manufacturer Country UNITED STATES (USA)  
 Submitter's Business Email Paramount@565.com  
 Submitter's Business Phone 8889998989

Submitter First Name   
 Submitter Last Name   
 Submitter Position   
 Submitter Business Phone

New or Update to Existing Document  New  Update  
 Model Year From   
 Model Year To   
 Date Available to Public

Complete only if registered as Replica Vehicle Manufacturer	
Replica Motor Vehicle Make	<input type="text"/>
Replica Motor Vehicle Model	<input type="text"/>
Model year of the original replicated vehicle	<input type="text"/>
Model year of the replica	<input type="text"/>

In Step 3 of the submission, the manufacturer must upload the VIN decoding document. The manufacturer can upload one or more documents as needed.

## VIN Requirements (49 CFR Part 565)

 <b>Step 1:</b> Basic Manufacturer Information	 <b>Step 2:</b> Additional Details	 <b>Step 3:</b> Upload Files (Mandatory)	 <b>Step 4:</b> Review and Confirmation
--	--	--	---

**Manufacturer Company Full Legal Name** PARAMOUNT INDUSTRIES  
**Manufacturer City** West Chester  
**Manufacturer State/Province** Pennsylvania  
**Manufacturer Country** UNITED STATES (USA)

**Submitter's Business Email** Paramount@565.com  
**Submitter's Business Phone** 8889998989

Please combine the cover letter and all pages of Part 565 into one document before uploading your 565 submission. Please do not upload documents that are not part of a 565 submission.

Select File for Upload \* No file selected

Upload Document

Please upload PDF documents

To upload a document:

1. Click **Select File for Upload** to select a file
2. Click **Upload Document** to copy the file to the server

Repeat those 2 steps for every file you want to upload.

### File Name

Paramount Companies.pdf

Delete

Save & Continue

Cancel Submission

Step 4 of the submission is to review and confirm the information entered. Click the blue **edit** buttons to edit the information entered. If the information is accurate upon review, click the **Complete Submission** button. You can cancel the submission by clicking the **Cancel Submission** button.

## VIN Requirements (49 CFR Part 565)

✓ Step 1: Basic Manufacturer Information	✓ Step 2: Additional Details	✓ Step 3: Upload Files (Mandatory)	🔄 Step 4: Review and Confirmation
---	---------------------------------	---------------------------------------	--------------------------------------

Please review and confirm information on this page. You will not be able to edit this info upon submission.

### Basic manufacturer info [edit](#)

Manufacturer Company: PARAMOUNT INDUSTRIES  
 Full Legal Name:  
 Manufacturer City: West Chester  
 Manufacturer State/Province: Pennsylvania  
 Manufacturer Country: UNITED STATES (USA)  
 Submitter's Business Email: Paramount@565.com  
 Submitter's Business Phone: 8889998989  
 Cover Letter

This is the first 586 submission for Paramount Industries

### Additional details [edit](#)

New or Update to Existing Document : New  
 Model Year From : 2021  
 Model Year To: 2023  
 Date Available to Public: 9/1/2022  
 Replica Motor Vehicle Make:  
 Replica Motor Vehicle Model:  
 Model year of the original replicated vehicle:  
 Model year of the replica:  
 Submitter's First Name : Tyler  
 Submitter's Last Name : Perry  
 Submitter's Position : Supervisor  
 Submitter's Phone : 8889998989

### Files [edit](#)

#### File Name

[Paramount Companies.pdf](#)

You must ensure the accuracy of your submission. Any inaccuracy may result in a rejection of your submission or delay processing of your submission.

[Complete Submission](#)

[Cancel Submission](#)

Once a complete application is submitted, a *Submission ID* will be assigned to that application and will be visible on the completion page on the portal. The user will receive an email from NHTSA to confirm the reception of the application. This email will have the *Submission ID* and a link to the submission.

The progress of a submission can be checked at any time by entering the *Submission ID* into the *Check Status* box on the right side of the Manufacturer Portal home page. An email will be sent to the manufacturer to notify the acceptance or rejection of the submittal.

#### Check Status

If you already submitted a request and you want to check its status you can follow the link received in the confirmation email.

The same email contains a **Submission ID** and you can type (or copy/paste) it here:

Submission ID

Check Status of Submitted Request

## Appendix 9 - How to enter Equipment Plant Submittals using NHTSA's Manufacturer Portal

Equipment plant code requests can be submitted through the Manufacturer Portal. A *New Tires Equipment Plant Code Request* is used here as an example. Other equipment plant code requests are similar enough to the *New Tires Equipment Plant Code Request*, that one example should serve for all. If there are any questions about other plant code requests, please contact the NHTSA Manufacturer Helpdesk at [manufacturerinfo@dot.gov](mailto:manufacturerinfo@dot.gov) or 1-888-399-3277.

To start the equipment plant code submission process through the Portal, select the *Document Type* on the *New Request* page. Document types can be seen in a drop-down list and once selected will allow the remainder of the fillable form to be completed. Each field marked with a red asterisk (\*) must be entered or the form will not allow the user to move forward.

**Manufacturer Portal** Powered by Version: TEST 3.15 last updated on 1/6/2022 [Release Notes](#) [Subscribe/Unsubscribe](#) [F.A.Q.](#)

**New Request**

Here you can submit new form for VIN Requirements (49 CFR Part 565), Manufacturer Identification (49 CFR Part 566), Designation of U.S. Agent by Foreign Manufacturer (49 CFR Part 551, Subpart D), Equipment Plant Code Request (for Brake Hose, Glazing, New Tires, or Tire Retread), Adapted Vehicle Modifier Identification (49 CFR Part 595) or Replica Vehicle Registration (49 CFR Part 586), Replica Vehicles - Annual Report (49 CFR Part 586.12), Temporary Import Exemption Application for VEHICLES (Box 7 on the HS-7 Form) or Temporary Import Exemption Application for EQUIPMENT (Box 7 on the HS-7 Form)

You must ensure the accuracy of your submission. Any inaccuracy may result in a rejection of your submission or delay processing of your submission.

Fields marked with \* are required

**Document Type \*** Application for New Tire Manufacturer Identification

If you are already registered with NHTSA please enter your **Manufacturer ID** (you can find it in MID app). This will help you pre-populate forms with existing data.

**Manufacturer ID**

**Manufacturer Company Full Legal Name \***

**Manufacturer Country \***

**Manufacturer State/Province \***

**Manufacturer City \***

**Submitter's Business Email \***

**Verify Submitter's Business Email \***

**Submitter's Business Phone \***

**Cover Letter / Submission Description \***

- Please identify whether this submission is a new record or an update to an existing record.
- If this is an update, you **MUST** identify all changes from the existing record.

**Rich Text Editor:**

**1** **B** / **U** **S**

To whom It May Concern,

This is the first application for Auto Equipment Industries.

Thanks

**Check Status**

If you already submitted a request and you want to check its status you can follow the link received in the confirmation email.

The same email contains a **Submission ID** and you can type (or copy/paste) it here:

The *Step 2* in the filing process requires the manufacturer to fill out the equipment plant and main office addresses and contact details.

**Manufacturer Portal** Powered by Version: TEST 3.15 last updated on 1/8/2022 [Release Notes](#) [Subscribe/Unsubscribe](#) [F.A.Q.](#)

### Application for New Tire Manufacturer Identification

**Step 1:**  
Basic Plant Information

**Step 2:**  
Plant, Company and Code Details

**Step 3:**  
Supporting Documents (Optional)

**Step 4:**  
Review and Confirmation

\* indicates a required field

#### Plant Information

<b>Plant Contact:</b>	<b>Given/First Name *</b> <input type="text" value="George"/>	<b>Family/Last Name *</b> <input type="text" value="Smith"/>	<b>Position *</b> <input type="text" value="Vice president"/>
<b>Plant Name *</b>	<input type="text" value="Smith Tire Manufacturing"/>		<b>Production Start Date</b> <input type="text" value="01/01/2022"/>
			<b>Production End Date</b> <input type="text" value="05/31/2025"/>
<b>Business Address Line 1 *</b>	<input type="text" value="1200 Paramount Industrial Park"/>		
<b>Business Address Line 2 (if applicable)</b>	<input type="text" value="Phase II"/>		
<b>City *</b>	<b>State/Province *</b>	<b>Country *</b>	<b>Postal Code *</b>
<input type="text" value="Warrenton"/>	<input type="text" value="Virginia"/>	<input type="text" value="UNITED STATES (USA)"/>	<input type="text" value="12345"/>
<b>Plant Contact Info:</b>	<b>Business Phone *</b>	<b>Business Fax</b>	<b>Business Email *</b>
	<input type="text" value="8880009999"/>	<input type="text"/>	<input type="text" value="GSmith@Smithtires.com"/>

#### Company's Main Office Information

<b>Company Contact:</b>	<b>Given/First Name *</b> <input type="text" value="James"/>	<b>Family/Last Name *</b> <input type="text" value="Smith"/>	<b>Position *</b> <input type="text" value="CFO"/>
<b>Manufacturer Company Full Legal Name</b>	<input type="text" value="AUTO EQUIPMENT INDUSTRIES"/>		
<b>Business Address *</b>	<input type="text" value="890 Henson Highway"/>		
<b>City *</b>	<b>State/Province</b>	<b>Country</b>	<b>Postal Code *</b>
<input type="text" value="Sedona"/>	<input type="text" value="Arizona"/>	<input type="text" value="UNITED STATES (USA)"/>	<input type="text" value="12345"/>
<b>Company Contact Info:</b>	<b>Business Phone</b>	<b>Business Fax</b>	<b>Submitter's Business Email</b>
	<input type="text" value="8009008989"/>	<input type="text"/>	<input type="text" value="AutoEquip@Tires.com"/>

#### Types of New Tires Manufactured at Plant (check all that apply)

<input type="checkbox"/> Non-pneumatic tires	<input checked="" type="checkbox"/>
<input type="checkbox"/> Non-pneumatic tire assemblies	<input type="checkbox"/>
<b>Pneumatic Tires For</b>	<input type="text" value="Passenger Car, Truck"/>

#### Other Details/Notes

Save & Continue
Cancel Changes
Cancel Submission

At *Step 3*, upload any necessary documents that will benefit the submission (for example: company logos, agent certificates etc.). If there are no relevant documents to submit, then this section can be skipped.

### Equipment Plant Code Request

**Step 1:**  
Basic Plant Information

**Step 2:**  
Plant, Company and Code Details

**Step 3:**  
Supporting Documents (Optional)

**Step 4:**  
Review and Confirmation

Here you can upload documents like logos, agent certificate or any other supporting document that may help with the submission. This step is optional.

**Select File for Upload:**  No file selected.

**Document Type \***

**Title \***

Click **Browse** to select a file for upload then click **Upload Document** to copy the file to the server. Repeat those 2 steps for every file you want to upload.

No files are uploaded yet!

Save & Continue
Cancel Submission

The fourth and final step in the equipment plant code request process is to review and confirm the information entered. Click the blue **edit** buttons to make changes to the information entered. If the information is accurate upon review, click the **Complete Submission** button to submit the application to NHTSA. You can cancel the submission by clicking the **Cancel Submission** button.

Manufacturer Portal Powered by 
Version: TEST 3.15 last updated on 1/8/2022 [Release Notes](#) [Subscribe/Unsubscribe](#) [F.A.Q.](#)

## Application for New Tire Manufacturer Identification

✓ Step 1:  
Basic Plant Information

✓ Step 2:  
Plant, Company and Code Details

✓ Step 3:  
Supporting Documents (Optional)

✉ Step 4:  
Review and Confirmation

Please review and confirm information on this page. You will not be able to edit this info upon submission.

### Basic Manufacturer Information [edit](#)

<b>Manufacturer Company</b>	AUTO EQUIPMENT INDUSTRIES
<b>Full Legal Name</b>	
<b>Manufacturer City</b>	Sedona
<b>Manufacturer State/Province</b>	Arizona
<b>Manufacturer Country</b>	UNITED STATES (USA)
<b>Submitter's Business Email</b>	AutoEquip@Tires.com
<b>Submitter's Business Phone</b>	8009008989
<b>Cover Letter</b>	<p>To whom It May Concern,</p> <p>This is the first application for Auto Equipment Industries.</p> <p>Thanks</p>

### Plant, Company and Code details [edit](#)

Plant Information	Company's Main Office Information
<b>Contact Name</b>	George Smith
<b>Position</b>	Vice president
<b>Plant Name</b>	Smith Tire Manufacturing
<b>Production Start Date</b>	01/01/2022
<b>Production End Date</b>	05/31/2025
<b>Business Address Line 1</b>	1200 Paramount Industrial Park
<b>Business Address Line 2</b>	Phase II
<b>City</b>	Warrenton
<b>State/Province</b>	Virginia
<b>Country</b>	UNITED STATES (USA)
<b>Postal Code</b>	12345
<b>Business Phone</b>	8880009999
<b>Business Fax</b>	
<b>Business Email</b>	GSmith@Smithtires.com
<b>Contact Name</b>	James Smith
<b>Position</b>	CFO
<b>Full Legal Name</b>	AUTO EQUIPMENT INDUSTRIES
<b>Business Address</b>	890 Henson Highway
<b>City</b>	Sedona
<b>State/Province</b>	Arizona
<b>Country</b>	UNITED STATES (USA)
<b>Postal Code</b>	12345
<b>Business Phone</b>	8009008989
<b>Business Fax</b>	
<b>Submitter's Business Email</b>	AutoEquip@Tires.com

Types of New Tires Manufactured at Plant

Non-pneumatic tires	<input checked="" type="checkbox"/>
Non-pneumatic tire assemblies	<input type="checkbox"/>
Pneumatic Tires For	Passenger Car, Truck

Other Details/Notes

### Supporting documents [edit](#)

File Name	Document Type	Title
You must ensure the accuracy of your submission. Any inaccuracy may result in a rejection of your submission or delay processing of your submission.		
<span style="background-color: #0070c0; color: white; padding: 2px 10px; border-radius: 3px;">Complete Submission</span> <span style="background-color: #c00000; color: white; padding: 2px 10px; border-radius: 3px; margin-left: 10px;">Cancel Submission</span>		

Once an application is submitted, a *Submission ID* will be assigned to that application and will be visible on the completion page on portal. The user will receive an email from NHTSA to confirm the reception of the application. This email will have the *Submission ID* and a link to the submission.

The progress of a submission can be checked at anytime by entering the *Submission ID* into the *Check Status* box on the right side of the Manufacturer Portal home page. An email will be sent out to the manufacturer to notify the acceptance or rejection of the submittal.

### Check Status

If you already submitted a request and you want to check its status you can follow the link received in confirmation email.

The same email contains a **Submission ID** and you can type (or copy/paste) it here:



## Appendix 10 - How to update Existing Records (Part 566, Part 551, Part 565, Equipment Plant Codes, Part 586, and Replica Vehicle Annual Reporting) using the *Manufacturer ID*

The manufacturer portal allows the manufacturers to submit an update to their existing registration by using the *Manufacturer ID*. When this feature is used, the system pre-populates the application form with the existing registration details after verifying the identity of the manufacturer by using a *Verification Code*. The manufacturer can edit the information they want to update and submit the request.

*Manufacturer ID* is the unique ID generated by the vPIC system when a manufacturer is registered with NHTSA through the 49 CFR Part 566 process. Manufacturer ID can be found by searching the company details on [MID website](#). The Manufacturer ID feature is only available for Part 566, Part 551, Part 565, Equipment plant (Glazing, Brake Hose, New Tires, and Retread Tires), Part 586 and Replica Vehicle Annual Reporting submissions.

The manufacturer can start the submission process by selecting the *Document Type* from the dropdown and entering the *Manufacturer ID* in the box available on the *New Request* page. Click the **Submit** button.

**New Request**

Here you can submit new form for VIN Requirements (49 CFR Part 565), Manufacturer Identification (49 CFR Part 566), Designation of U.S. Agent by Foreign Manufacturer (49 CFR Part 551, Subpart D), Equipment Plant Code Request (for Brake Hose, Glazing, New Tires, or Tire Retread), Adapted Vehicle Modifier Identification (49 CFR Part 595) or Replica Vehicle Registration (49 CFR Part 586), Replica Vehicles - Annual Report (49 CFR Part 586.12), Temporary Import Exemption Application for VEHICLES (Box 7 on the HS-7 Form) or Temporary Import Exemption Application for EQUIPMENT (Box 7 on the HS-7 Form)

**You must ensure the accuracy of your submission. Any inaccuracy may result in a rejection of your submission or delay processing of your submission.**

Fields marked with \* are required

**Document Type \*** Domestic Manufacturer's Reporting Requirements (49 CFR Part 566 - Manuf...

The OMB Control Number for this information collection is 2127-0043. You can view the Paperwork Reduction Act statement [here](#).

If you are already registered with NHTSA please enter your **Manufacturer ID** (you can find it in [MID app](#)). This will help you pre-populate forms with existing data.

**Manufacturer ID** 12345 **Submit**

**Manufacturer Company Full Legal Name \***

**Manufacturer Country \*** UNITED STATES (USA)

**Check Status**

If you already submitted a request and you want to check its status you can follow the link received in the confirmation email.

The same email contains a **Submission ID** and you can type (or copy/paste) it here:

Submission ID

**Check Status of Submitted Request**

Once the *Manufacturer ID* is submitted, the identification screen will ask the manufacturer to select an email from the list of registered emails. The system will send the *Verification Code* to the selected email address.

**Step 2 of 3 - Identification**

Please select email address from the list below. To confirm your identity we will send a "Verification code" to selected address.

Contact Email: **Worldwide@Industries.com**

Submitted Email: **GeorgeSmith@Worldwide.com** **Send me verification code**

If you can not recognize any of the email addresses you probably entered wrong Manufacturer Id in previous step - please go back and try again!

If you recognize email address(es) but you don't have access to them anymore - you will need to submit full application from the beginning, sorry.

The *Verification Code* received in the email must be entered in the box provided on *Step 3* and click the **Verify** button.

**Manufacturer Portal** Powered by **vPIC**

Version: STAGE 3.15 last updated on 1/8/2022 [Release Notes](#) [Subscribe/Unsubscribe](#) [FAQ](#)

**Step 3 of 3 - Verification**

Verification code has been sent to selected email address - please enter it below and click on Verify button

NOTE: Verification code will be valid only for one hour

555945 **Verify**

When the manufacturer is verified by the vPIC system, the *Basic Manufacturer Information* page will show up with the existing data pre-filled. The editable fields will show as enabled, and the rest of the fields will be disabled for data entry. The manufacturer can edit the information as needed and submit the application.

**Manufacturer Portal** Powered by vPIC
Version: TEST 3.15 last updated on 1/8/2022 [Release Notes](#) [Subscribe/Unsubscribe](#) [F.A.Q.](#)

## Domestic Manufacturers (49 CFR Part 566)

**Step 1:**  
Basic Manufacturer Information

Step 2:  
Additional Details

Step 3:  
Manufacturing Details

Step 4:  
Documents (Optional)

Step 5:  
Review and Confirmation

**PAPERWORK REDUCTION ACT STATEMENT:** A federal agency may not conduct or sponsor, and a person is not required to respond to, nor shall a person be subject to a penalty for failure to comply with, a collection of information subject to the requirements of the Paperwork Reduction Act unless that collection of information displays a current valid OMB Control Number. The OMB Control Number for this information collection is 2127-0043 (Expiration Date: XXX/XXX/XX). This is a mandatory information collection that covers the submission of manufacturer identification information. Under 49 CFR Part 566, manufacturers of motor vehicles and certain items of motor vehicle equipment are required to submit identifying information to the National Highway Traffic Safety Administration (NHTSA) within 30 days of beginning manufacturing of motor vehicles or items of motor vehicle equipment subject to the Federal motor vehicle safety standards or 30 days prior to importing motor vehicles or items of motor vehicle equipment. The information is only submitted once unless the information in the original submission needs to be updated. NHTSA uses this information to contact manufacturers and also makes this information available to the general public on a NHTSA website. The purpose of this information collection is to ensure that NHTSA is able to identify manufacturers and their products and locate the manufacturer if a safety-related defect or noncompliance is suspected or found to exist in a motor vehicle or motor vehicle equipment. This ensures that NHTSA can administer and enforce recall of vehicles that do not comply with the FMVSS or contain safety-related defects. NHTSA estimates the burden associated with this submission to be 15 minutes. Send comments regarding this burden estimate or any other aspect of this collection of information, including suggestions for reducing this burden to: Information Collection Clearance Officer, National Highway Traffic Safety Administration, 1200 New Jersey Ave, S.E., Room W45-205, Washington, DC, 20590.

### Manufacturer Submission: Edit Manufacturer Information

Fields marked with \* are required

**Document Type**

Domestic Manufacturer's Reporting Requirements (49 CFR Part 566 – Manufacturer Identification)

If the wrong document type was selected you must cancel this submission and create a new one

**Manufacturer Company Full Legal Name \***

MANUFACTURER OF REPLICA VEHICLES PRIVATE LIMITED

**Manufacturer Country \***

UNITED STATES (USA)

**Manufacturer State \***

DISTRICT OF COLUMBIA

**Manufacturer City \***

DC

**Submitter's Business Email \***

**Verify Submitter's Business Email \***

**Submitter's Business Phone \***

(234)567-8987

**Cover Letter / Submission Description \***

- Please identify whether this submission is a new record or an update to an existing record.
- If this is an update, you **MUST** identify all changes from the existing record.

1 | B | / | U | S | ≡ | ≡ | ≡ | ≡ | ≡ | ≡ | Δ | A |

## Appendix 11 - How to enter Replica Vehicle Registration Submittals using NHTSA's Manufacturer Portal

To register as a replica motor vehicle manufacturer:

- Domestic manufacturers must have submitted all information required by [49 CFR Part 566](#) to identify itself to NHTSA as a motor vehicle manufacturer.
- Foreign manufacturers must have submitted all information required by [49 CFR Part 551](#) (Agent for service of process) and all information required to register under [49 CFR Part 566](#) to NHTSA.

Click [here](#) to see how to submit a 49 CFR Part 566 to NHTSA.

Refer [49 CFR Part 586](#) for other replica motor vehicle manufacturer requirements.

To start the replica vehicle submission process through the Portal, select the *Document Type* on the *New Request* page. Document types can be seen in a drop-down list and once selected will allow the remainder of the fillable form to be completed. Fields marked with a red asterisk (\*) are required fields.

The user must select the checkbox that says, "We certify that we are based in the United States and have submitted all information required to register with NHTSA under 49 CFR Part 566 **OR** we certify that as manufacturer based outside of the United States we have submitted all information required by 49 CFR Part 551 (Agent for service of process) and all information required to register under 49 CFR Part 566 to NHTSA." to move forward with the application.

Replica vehicle manufacturers based in the United States must enter the *Manufacturer ID*, in the box provided, to be able to proceed with the submission.

Replica vehicle manufacturers based outside of the United States can use the *Manufacturer ID* feature to pre-populate the application or enter the application details manually.

See [Replica Vehicle Registration submission using Manufacturer ID \(Domestic and Foreign\)](#) section to find instructions on how to use the *Manufacturer ID* feature and then continue with the following steps.

In the *Cover Letter*, please identify whether the submission is a new record or an update to an existing record and provide a description of the application. Type the captcha code and click the **Submit New Request** button to proceed to *Step 2*. (See the screenshot below)



On the top of the page is a guide that shows the progress of the submission as it is completed.

At **Step 2** of the submission process, the manufacturer is required to provide the following information:

- Make, Model, Body Type &, Model Year of the original vehicle.
- Images of the front, rear and side views of the original vehicle.
- Measurements of the original and replicated vehicle.
- Design plan and/or original unaltered photos of the replica vehicle.
- A description of how the appearance of the replica vehicle will differ from that of the original vehicle.

Click the **Save this vehicle** button to save the information entered for each vehicle. The manufacturer must submit information about each make and model they manufacture.

## Replica Vehicle Registration (49 CFR Part 586)

Step 1: Basic Replica Manufacturer Information	Step 2: Replica Vehicles	Step 3: Certification Details	Step 4: Review and Confirmation
---	-----------------------------	----------------------------------	------------------------------------

PAPERWORK REDUCTION ACT STATEMENT: A federal agency may not conduct or sponsor, and a person is not required to respond to, nor shall a person be subject to a penalty for failure to comply with, a collection of information subject to the requirements of the Paperwork Reduction Act unless that collection of information displays a current valid OMB Control Number. The OMB Control Number for this information collection is 2127-0746 (Expiration Date: XX/XX/XX). This information collection is for the collection of information necessary to register as a manufacturer of replica motor vehicles under 49 CFR 586. NHTSA will use the information submitted to determine whether to approve the registration. NHTSA estimates the burden associated with this submission to be 10 hours. Send comments regarding this burden estimate or any other aspect of this collection of information, including suggestions for reducing this burden to: Information Collection Clearance Officer, National Highway Traffic Safety Administration, 1200 New Jersey Ave, S.E., Room W45-205, Washington, DC, 20590.

\* indicates a required field

Original Vehicle			
<b>Make *</b>	<b>Model *</b>	<b>Body Type *</b>	<b>Model Year *</b>
LB Specialist	STR	coupe	1965

Upload images of the Original Vehicle		
Instructions: Images must be taken from a position that is perpendicular to the vehicle. <a href="#">Click here</a> to view a graphical representation of an acceptable front view, rear view, and side view.		
<b>Front view *</b>	<b>Rear view *</b>	<b>Side view *</b>
Add file Front View1.jpg	Add file Rear View1.jpg Rear View 2.jpg	Add file Side View1.jpg
Please upload the documents for proof in English. You can upload one or more documents for each prompt.		

Measurements		
	Original Vehicle	Replicated Vehicle
<b>Units</b>	in	in
<b>Height *</b>	44	45
<b>Width *</b>	65	66
<b>Length *</b>	99	100

Have you previously replicated this vehicle? *
<input checked="" type="radio"/> Yes (Manufactured, at any point, a motor vehicle that resembles the original vehicle that will be replicated)
<input type="radio"/> No

Provide design plan and/or original unaltered photos of the Replica vehicle		
Instructions: Images must be taken from a position that is perpendicular to the vehicle. <a href="#">Click here</a> to view a graphical representation of an acceptable front view, rear view, and side view.		
<b>Front view *</b>	<b>Rear view *</b>	<b>Side view *</b>
Add file Front View1.jpg Front View2.jpg	Add file Rear View1.jpg	Add file Side View1.jpg Side View2.jpg
Please upload the documents for proof in English. You can upload one or more documents for each prompt.		

**Differences between original and replicated vehicle \***

Please provide a description in the space below or attached document of how the appearance of the replica vehicle will differ from that of the original vehicle. Please note which deviations were made to accommodate safety features.

Add file

Replica vehicle details.pdf

Please upload the documents for proof in English. You can upload one or more documents.

Save this vehicle
Cancel

To enter the details of another vehicle, click the **Add vehicle to your submission** button. Repeat the steps for each make and model manufactured. Once the details are entered for all makes and models, click the **Save and Continue** button to proceed to the next step.

### Replica Vehicle Registration (49 CFR Part 586)

<span style="font-size: 0.8em;">Step 1:</span> <span style="font-size: 0.7em;">Basic Replica Manufacturer Information</span>	<span style="font-size: 0.8em;">Step 2:</span> <span style="font-size: 0.7em;">Replica Vehicles</span>	<span style="font-size: 0.8em;">Step 3:</span> <span style="font-size: 0.7em;">Certification Details</span>	<span style="font-size: 0.8em;">Step 4:</span> <span style="font-size: 0.7em;">Review and Confirmation</span>
---	---	--	--

<b>Manufacturer Company Full Legal Name</b>	PRIME REPLICA VEHICLE MANUFACTURING INDUSTRIES
<b>City</b>	London
<b>State / Province</b>	Great Britain
<b>Country</b>	UNITED KINGDOM (UK)
<b>Submitter's Business Email</b>	Replica@586.com
<b>Phone</b>	8899009989

### Replica Vehicles

Add vehicle to your submission

Make / Model / Body type / Model year	Completeness	
LB Specialist STR coupe 1965	✔ complete data	<span style="border: 1px solid #0070c0; padding: 2px 5px; margin-right: 5px;">Edit vehicle</span> <span style="border: 1px solid #c00000; padding: 2px 5px; color: #c00000;">Remove vehicle</span>

Save & Continue
Cancel Submission

At **Step 3**, the manufacturer must upload the certification document that shows their annual production is not more than 5,000 motor vehicles. Select all checkboxes to complete the certification requirements. Click the **Save and Continue** button to move on.

### Replica Vehicle Registration (49 CFR Part 586)

Step 1: Basic Replica Manufacturer Information	Step 2: Replica Vehicles	Step 3: Certification Details	Step 4: Review and Confirmation
---	-----------------------------	----------------------------------	------------------------------------

\* all fields are required

We certify that our annual world-wide production, including by a parent or subsidiary of the manufacturer, if applicable, is not more than 5,000 motor vehicles.

[Add file](#)

[Delete](#) [Replica vehicle.docx](#)

We certify that we are not registered as an importer per 49 CFR Part 592.

We certify that we have obtained all intellectual property rights necessary to produce the replica vehicle(s) listed in this registration.

We certify that our total annual replica vehicle production will not exceed 325 units in a single calendar year, including all variations of original Make, Model, and Model Year and replica vehicles manufactured by other entities under common ownership.

We certify that we understand that information provided in this submission is information upon which the Federal Government will rely, and that submission of false, fictitious or fraudulent information may result in civil and criminal penalties of 18 U.S.C. 1001.

[Save & Continue](#) [Cancel Submission](#)

The fourth and final step in the *Replica Vehicle Registration* process is to review and confirm the information entered. Click the blue **edit** buttons to edit the information entered. If the information is accurate upon review, click the **Submit** button. You can cancel the submission by clicking the **Cancel Submission** button.

### Replica Vehicle Registration (49 CFR Part 586)

Step 1: Basic Replica Manufacturer Information	Step 2: Replica Vehicles	Step 3: Certification Details	Step 4: Review and Confirmation
---	-----------------------------	----------------------------------	------------------------------------

Please review and confirm information on this page. You will not be able to edit this info upon submission.

Basic Replica Manufacturer Information [edit](#)

Manufacturer Company Full Legal Name	PRIME REPLICA VEHICLE MANUFACTURING INDUSTRIES
Manufacturer City	London
Manufacturer State/Province	Great Britain
Manufacturer Country	UNITED KINGDOM (UK)
Address	123 Windsor Industrial Park
Submitter's Business Email	Replica@586.com
Submitter's Business Phone	889009989
Cover Letter	To Whom It May Concern,
	This is the new submission for Prime Replica Vehicle manufacturing Industries

Replica Vehicles [edit](#)

Make / Model / Body type / Model year	Completeness	
LB Specialist STR coupe 1965	<input checked="" type="checkbox"/> complete data	<a href="#">Edit vehicle</a>

Certification Details [edit](#)

We certify that our annual world-wide production, including by a parent or subsidiary of the manufacturer, if applicable, is not more than 5,000 motor vehicles.

[Replica vehicle.docx](#)

We certify that we are not registered as an importer per 49 CFR Part 592.

We certify that we have obtained all intellectual property rights necessary to produce the replica vehicle(s) listed in this registration.

We certify that our total annual replica vehicle production will not exceed 325 units in a single calendar year, including all variations of original Make, Model, and Model Year and replica vehicles manufactured by other entities under common ownership.

We certify that we understand that information provided in this submission is information upon which the Federal Government will rely, and that submission of false, fictitious or fraudulent information may result in civil and criminal penalties of 18 U.S.C. 1001.

You must ensure the accuracy of your submission. Any inaccuracy may result in a rejection of your submission or delay processing of your submission.

[Submit](#) [Cancel Submission](#)

Once an application is submitted, a *Submission ID* will be assigned to that application which will be visible on the completion page on portal. The manufacturer will receive an email from NHTSA to confirm the reception of the application. This email will have the *Submission ID* and a link to the submission.

## Replica Vehicle Registration submission using Manufacturer ID (Domestic and Foreign)

Replica vehicle manufacturers based in the United States must enter the *Manufacturer ID*, in the box provided, to be able to proceed with the 586 submissions. Replica vehicle manufacturers based outside the United States can use the Manufacturer ID feature or can fill the application manually. *Manufacturer ID* is the unique ID generated by the vPIC system when a manufacturer is registered with NHTSA through the 49 CFR Part 566 process. Manufacturer ID can be found by searching the company details on [MID website](#).

New Request

Here you can submit new form for VIN Requirements (49 CFR Part 565), Manufacturer Identification (49 CFR Part 566), Designation of U.S. Agent by Foreign Manufacturer (49 CFR Part 551, Subpart D), Equipment Plant Code Request (for Brake Hose, Glazing, New Tires, or Tire Retread), Adapted Vehicle Modifier Identification (49 CFR Part 595) or Replica Vehicle Registration (49 CFR Part 586), Replica Vehicles - Annual Report (49 CFR Part 586.12), Temporary Import Exemption Application for VEHICLES (Box 7 on the HS-7 Form) or Temporary Import Exemption Application for EQUIPMENT (Box 7 on the HS-7 Form)

**You must ensure the accuracy of your submission. Any inaccuracy may result in a rejection of your submission or delay processing of your submission.**

Fields marked with \* are required

**Document Type \*** Replica Vehicle Registration (49 CFR Part 586)

The OMB Control Number for this information collection is 2127-0746. You can view the Paperwork Reduction Act statement [here](#).

We certify that we are based in the United States and have submitted all information required to register with NHTSA under 49 CFR Part 566 **OR** we certify that as a manufacturer based outside of the United States we have submitted all information required by 49 CFR Part 551 (Agent for service of process) and all information required to register under 49 CFR Part 566 to NHTSA.

If you are already registered with NHTSA please enter your **Manufacturer ID** (you can find it in MID app). This will help you pre-populate forms with existing data.

**Manufacturer ID**

**Manufacturer Company Full Legal Name \***

**Manufacturer Country \*** (Select Country)

If you are a US manufacturer, please enter your Manufacturer ID in the 'Manufacturer ID' box to proceed with the submission.

Check Status

If you already submitted a request and you want to check its status you can follow the link received in the confirmation email.

The same email contains a **Submission ID** and you can type (or copy/paste) it here:

Once the *Manufacturer ID* is submitted, the identification screen will ask the manufacturer to select an email from the list of registered emails. The system will send the *Verification Code* to the selected email address.

Step 2 of 3 - Identification

Please select email address from the list below. To confirm your identity we will send a 'Verification code' to selected address.

Contact Email: **Replicavehicle@586.com**

Submitted Email: **MeganF@Worldwide.com**

If you can not recognize any of the email addresses you probably entered wrong Manufacturer Id in previous step - please go back and try again!

If you recognize email address(es) but you don't have access to them anymore - you will need to [submit full application from the beginning](#), sorry.

The *Verification Code* received in the email must be entered in the box provided on *Step 3* and click the **Verify** button.

Manufacturer Portal Powered by
Version: STAGE 3.15 last updated on 1/8/2022 [Release Notes](#) [Subscribe/Unsubscribe](#) [F.A.Q.](#)

Step 3 of 3 - Verification

Verification code has been sent to selected email address - please enter it below and click on Verify button

NOTE: Verification code will be valid only for one hour!



When the manufacturer is verified by the vPIC system, the *Basic Replica Manufacturer Information* page will show up with the existing data pre-filled. All fields other than *Email* and *Cover Letter* will be disabled for data entry. Make changes as needed and click the **Save & Continue** button to proceed to *Step 2*. Click [here](#) to see the instructions for *Step 2*.

### Replica Vehicle Registration (49 CFR Part 586)

Step 1: Basic Replica Manufacturer Information	Step 2: Replica Vehicles	Step 3: Certification Details	Step 4: Review and Confirmation
---	-----------------------------	----------------------------------	------------------------------------

PAPERWORK REDUCTION ACT STATEMENT: A federal agency may not conduct or sponsor, and a person is not required to respond to, nor shall a person be subject to a penalty for failure to comply with, a collection of information subject to the requirements of the Paperwork Reduction Act unless that collection of information displays a current valid OMB Control Number. The OMB Control Number for this information collection is 2127-0746 (Expiration Date: XX/XX/XX). This information collection is for the collection of information necessary to register as a manufacturer of replica motor vehicles under 49 CFR 586. NHTSA will use the information submitted to determine whether to approve the registration. NHTSA estimates the burden associated with this submission to be 10 hours. Send comments regarding this burden estimate or any other aspect of this collection of information, including suggestions for reducing this burden to: Information Collection Clearance Officer, National Highway Traffic Safety Administration, 1200 New Jersey Ave, S.E., Room W45-205, Washington, DC, 20590.

Fields marked with \* are required

**Document Type**  
 Replica Vehicle Registration (49 CFR Part 586)  
 If the wrong document type was selected you must cancel this submission and create a new one

**Manufacturer Company Full Legal Name \***  
 MANUFACTURER OF REPLICA VEHICLES PRIVATE LIMITED

**Manufacturer Country \***  
 UNITED STATES (USA)

**Manufacturer State \***  
 DISTRICT OF COLUMBIA

**Manufacturer City \***  
 DC

**Address**  
 587 Industry park

**Submitter's Business Email \***  
 replicavehicle@586.com

**Verify Submitter's Business Email \***  
 replicavehicle@586.com

**Submitter's Business Phone \***  
 (234)587-8987

**Cover Letter / Submission Description \***

- Please identify whether this submission is a new record or an update to an existing record.
- If this is an update, you **MUST** identify all changes from the existing record.

To Whom It May Concern,

This is the first submission for MANUFACTURER OF REPLICA VEHICLES PRIVATE LIMITED

Maximum 25,000 characters

**Save & Continue** **Cancel Submission**

The progress of a Part 586 submission can be checked at anytime by entering the *Submission ID* into the *Check Status* box on the right side of the Manufacturer Portal home page. An email will be sent to the manufacturer to notify any change in the application status.

#### Check Status

If you already submitted a request and you want to check its status you can follow the link received in confirmation email.

The same email contains a **Submission ID** and you can type (or copy/paste) it here:

Submission ID

Check Status of Submitted Request

### A 586 submission can have the following status during the review process:

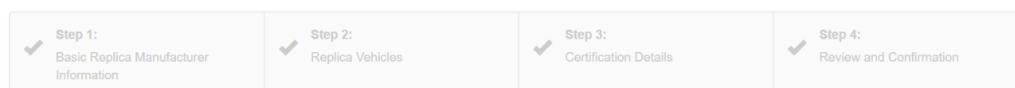
- **Under Review** - This is the default status set by the system when a 586 submission is received through the portal. The manufacturer will receive an email from NHTSA to confirm the reception of 586 application. The information provided will be reviewed by NHTSA's Office of Vehicle Safety Compliance (OVSC) to determine if any further information is required for NHTSA to make an official decision on the request.
- **Approved** - This status will be set when the 586 submission has been reviewed and approved by the OVSC. The manufacturer will be notified through an email.
- **Rejected** - This status will be set when the 586 submission has been reviewed and rejected by the OVSC due to various reasons. The reason for rejection will be informed through an email.
- **Incomplete** - This status will be set when the OVSC finds the application incomplete. The manufacturer will receive an email with a link to edit and re-submit the application. This link will be valid only for **60 days**. The reason for the "Incomplete" status will also be provided in the email.
- **Updated** - This status will be automatically set by the system when the manufacturer submits through portal an update to a previously submitted 586 application that was marked with a status of "Incomplete" by the OVSC. A 586 submission will be marked as "Incomplete" only once. If the updated submission is also found incomplete, OVSC will be rejecting it.
- **Deemed Approved** – This status will be automatically set by the system if the 586 submission is not approved or rejected within 90 days of the submission.

### Overnight Process

The status of the submission is changed automatically by an overnight process based on the duration of the submission.

- If a submission has a status of "Under Review" for more than **90 days**, the status will be changed to "Deemed Approved" by the overnight process.
- If a submission has a status of "Incomplete" for more than **60 days**, the status will be changed to "Rejected" by the overnight process.
- If a submission has a status of "Updated" for more than **30 days** (plus remaining days from the 90-day interval), the status will be changed to "Deemed Approved" by the overnight process.

#### Replica Vehicle Registration (49 CFR Part 586)



Status is currently: **PROCESSED**  
 Submission ID: e55ea076-4107-40cd-80cd-1c8c3627ba98  
 Date Submitted: 6/6/2022 1:57:13 PM (0 days ago)  
 Email sent to: Georgesmith@worldwide.com  
 Correspondence:

#### Cover Letter:

This is a new submission for Worldwide Industries

## Appendix 12 - How to enter Replica Vehicles - Annual Report Submittals using NHTSA's Manufacturer Portal

In addition to the *Replica Vehicle Registration* application, all replica vehicle manufacturers are required to submit annual reports to NHTSA as per [49 CFR Part 586.12](#). The annual reporting requirement would be essential to NHTSA's enforcement of the program, enabling the agency to better assess whether registrants are complying with the 325-vehicle limit and manufacturing vehicles qualifying as "replica motor vehicles."

To submit the *Replica Vehicle Annual Reporting*, the manufacturer is required to have a previously approved *Replica Vehicle Registration*.

To start the annual reporting submission process through the Portal, select the *Document Type* on the *New Request* page. Document types can be seen in a drop-down list and once selected will allow the remainder of the fillable form to be completed. Fields marked with a red asterisk (\*) are required fields.

The manufacturer can proceed with the *Replica Vehicle Annual Reporting* submission only by entering the *Manufacturer ID*. Enter the *Manufacturer ID* on the *New Request* page and click the **Submit** button.

New Request

Here you can submit new form for VIN Requirements (49 CFR Part 565), Manufacturer Identification (49 CFR Part 566), Designation of U.S. Agent by Foreign Manufacturer (49 CFR Part 551, Subpart D), Equipment Plant Code Request (for Brake Hose, Glazing, New Tires, or Tire Retread), Adapted Vehicle Modifier Identification (49 CFR Part 595) or Replica Vehicle Registration (49 CFR Part 586), Replica Vehicles - Annual Report (49 CFR Part 586.12), Temporary Import Exemption Application for VEHICLES (Box 7 on the HS-7 Form) or Temporary Import Exemption Application for EQUIPMENT (Box 7 on the HS-7 Form)

**You must ensure the accuracy of your submission. Any inaccuracy may result in a rejection of your submission or delay processing of your submission.**

Fields marked with \* are required

**Document Type \*** Replica Vehicle Annual Reporting (49 CFR Part 586)

The OMB Control Number for this information collection is 2127-0746. You can view the Paperwork Reduction Act statement [here](#).

If you are already registered with NHTSA please enter your **Manufacturer ID** (you can find it in MID app). This will help you pre-populate forms with existing data.

**Manufacturer ID** 12345 Submit

**Manufacturer Company Full Legal Name \***

**Manufacturer Country \*** (Select Country)

**Manufacturer State/Province \***

**Manufacturer City \***

**Submitter's Business Email \***

**Verify Submitter's Business Email \***

**Submitter's Business Phone \***

**Cover Letter / Submission Description \***

- Please identify whether this submission is a new record or an update to an existing record.
- If this is an update, you **MUST** identify all changes from the existing record.


To Whom It May Concern,

This is a new Record for Prime Replica Vehicle manufacturing Industries.

Thanks,

Maximum 25,000 characters

**Please type in text from the picture \***



Submit New Request

Check Status

If you already submitted a request and you want to check its status you can follow the link received in the confirmation email.

The same email contains a **Submission ID** and you can type (or copy/paste) it here:

Submission ID

Check Status of Submitted Request

Once the *Manufacturer ID* is submitted, the identification screen will ask the manufacturer to select an email from the list of registered emails. The system will send the *Verification Code* to the selected email address.

Step 2 of 3 - Identification

Please select email address from the list below. To confirm your identity we will send a 'Verification code' to selected address.

Contact Email: **Replicavehicle@586.com**


Submitted Email: **MeganF@Worldwide.com**

[Send me verification code](#)

If you can not recognize any of the email addresses you probably entered wrong Manufacturer Id in previous step - please go back and try again!

If you recognize email address(es) but you don't have access to them anymore - you will need to [submit full application from the beginning](#), sorry.

The *Verification Code* received in the email must be entered in the box provided on *Step 3* and click the **Verify** button.

Manufacturer Portal Powered by 

Version: STAGE 3.15 last updated on 1/8/2022 [Release Notes](#) [Subscribe/Unsubscribe](#) [F.A.Q.](#)

Step 3 of 3 - Verification

Verification code has been sent to selected email address - please enter it below and click on Verify button

NOTE: Verification code will be valid only for one hour!

[Verify](#)

When the manufacturer is verified by the vPIC system, the *Basic Replica Manufacturer Information* page will show up with the existing data pre-filled. All fields other than *Email* and *Cover Letter* will be disabled for data entry. Make changes as needed and click the **Save & Continue** button to proceed to *Step 2*.

## Replica vehicle annual reporting (49 CFR Part 586)

<b>Step 1:</b> Basic Replica Manufacturer Information	<b>Step 2:</b> Annual Report Details	<b>Step 3:</b> Replica Vehicles	<b>Step 4:</b> Certification Details	<b>Step 5:</b> Review and Confirmation
---	---	------------------------------------	---	---

**PAPERWORK REDUCTION ACT STATEMENT:** A federal agency may not conduct or sponsor, and a person is not required to respond to, nor shall a person be subject to a penalty for failure to comply with, a collection of information subject to the requirements of the Paperwork Reduction Act unless that collection of information displays a current valid OMB Control Number. The OMB Control Number for this information collection is 2127-0746 (Expiration Date: XX/XX/XX). This is a mandatory information collection of annual reports from manufacturers of replica motor vehicles. Under 49 CFR Part 586, manufacturers of motor vehicle vehicles are required to submit annual reports to the National Highway Traffic Safety Administration (NHTSA). NHTSA will use the information submitted for enforcement purposes, enabling the agency to better assess whether registrants are complying with the 325-vehicle limit and manufacturing vehicles qualifying as "replica motor vehicles". The information will also be used by NHTSA to keep track of replica manufacturers that will continue producing replica motor vehicles under their existing registrations. NHTSA estimates the burden associated with submitting annual reports to be approximately 2 hours. Send comments regarding this burden estimate or any other aspect of this collection of information, including suggestions for reducing this burden to: Information Collection Clearance Officer, National Highway Traffic Safety Administration, 1200 New Jersey Ave, S.E., Room W45-205, Washington, DC, 20590.

Fields marked with \* are required

<b>Document Type</b>	Replica Vehicle Annual Reporting (49 CFR Part 586) <small>If the wrong document type was selected you must cancel this submission and create a new one</small>
<b>Manufacturer Company Full Legal Name *</b>	WORLDWIDE INDUSTRIES
<b>Manufacturer Country *</b>	UNITED STATES (USA)
<b>Manufacturer State/Province</b>	FLORIDA
<b>Manufacturer City *</b>	Gainesville
<b>Address</b>	2345 James foster Highway
<b>Submitter's Business Email *</b>	replicavehicle@586.com
<b>Verify Submitter's Business Email *</b>	replicavehicle@586.com
<b>Submitter's Business Phone *</b>	(456)456-4566

### Cover Letter / Submission Description \*

- Please identify whether this submission is a new record or an update to an existing record.
- If this is an update, you **MUST** identify all changes from the existing record.

1 **B** / U **S**

To Whom It May Concern,

This is the first Annual Replica Reporting submission for WORLDWIDE INDUSTRIES.

Thanks

Maximum 25,000 characters

<a href="#">Save &amp; Continue</a>	<a href="#">Cancel Submission</a>
-------------------------------------	-----------------------------------

On the top of the page is a guide that shows the progress of the submission as it is completed.

At *Step 2*, the manufacturer is asked to enter the Reporting Year and Total Replica Vehicles Manufactured. Manufacturers can submit annual reports only for the last two years.

### Replica vehicle annual reporting (49 CFR Part 586)

Step 1: Basic Replica Manufacturer Information	Step 2: Annual Report Details	Step 3: Replica Vehicles	Step 4: Certification Details	Step 5: Review and Confirmation
<p><b>Manufacturer Company Full Legal Name</b> WORLDWIDE INDUSTRIES</p> <p><b>City</b> Gainesville</p> <p><b>State / Province</b> FLORIDA</p> <p><b>Country</b> UNITED STATES (USA)</p> <p><b>Manufacturer Address</b> 2345 James foster Highway</p> <p><b>Submitter's Business Email</b> replicavehicle@586.com</p> <p><b>Phone</b> (456)456-4566</p>				
<p><b>Reporting Year</b> <span style="color: orange;">ⓘ</span> <input type="text" value="2021"/></p> <p style="font-size: small; color: orange;">You have submitted annual report for the year you selected, proceed the submission only if you want to overwrite it.</p>				
<p><b>Total Replica Vehicles Manufactured</b> <input type="text" value="300"/></p>				
<p><input type="button" value="Save &amp; Continue"/> <input type="button" value="Cancel Submission"/></p>				

At **Step 3** of the submission process, the manufacturer is required to provide the following information:

- Make, Model, Body Type &, Model Year of the original vehicle.
- Images of the front, rear and side views of the original vehicle.
- Images of the front, rear and side views of the replica vehicles
- A list of full VINs for each Make/Model Year/Body Type combination using the template provided.
- Confirm the manufacturing and/or importing of replica vehicles for the 2022 calendar year

Click the **Save this vehicle** button to save the information entered for each vehicle.

The manufacturer must submit information about each make and model they manufacture.

### Replica vehicle annual reporting (49 CFR Part 586)

Step 1: Basic Replica Manufacturer Information	Step 2: Annual Report Details	<b>Step 3: Replica Vehicles</b>	Step 4: Certification Details	Step 5: Review and Confirmation
--	----------------------------------	-------------------------------------	----------------------------------	------------------------------------

\* Indicates a required field

**Original Vehicle**

<b>Make *</b> Factory Five	<b>Model *</b> MK 4	<b>Body Type *</b> Sedan	<b>Model Year *</b> 1955
-------------------------------	------------------------	-----------------------------	-----------------------------

**Upload images of the Original Vehicle**

Instructions: Images must be taken from a position that is perpendicular to the vehicle. [Click here](#) to view a graphical representation of an acceptable front view, rear view, and side view.

<b>Front view *</b>	<b>Rear view *</b>	<b>Side view *</b>
<input type="button" value="Add file"/> Front View1.jpg Front View2.jpg	<input type="button" value="Add file"/> Rear View1.jpg	<input type="button" value="Add file"/> Side View1.jpg Side View2.jpg

Please upload the documents for proof in English. You can upload one or more documents for each prompt.

**Upload images of the front, rear and side views of one of the Replica vehicles**

Instructions: Images must be taken from a position that is perpendicular to the vehicle. [Click here](#) to view a graphical representation of an acceptable front view, rear view, and side view.

<b>Front view *</b>	<b>Rear view *</b>	<b>Side view *</b>
<input type="button" value="Add file"/> Front View1.jpg	<input type="button" value="Add file"/> Rear View 2.jpg	<input type="button" value="Add file"/> Side View1.jpg

Please upload the documents for proof in English. You can upload one or more documents for each prompt.

**Upload a list of the full VINs for this Make/Model Year/Body Type combination using this [Template](#).** \*

Replica Vins.xlsx

Instructions: For each VIN, indicate whether the vehicle has any of the listed safety features and, if so, specify the location within the vehicle. At your option, you may also list advanced safety systems or passive safety systems in that vehicle.

**Confirmation \***

We will be manufacturing and/or importing this Make/Model/Model Year/Body Type combination replica vehicle for the 2022 calendar year

We will NOT be manufacturing and/or importing this Make/Model/Model Year/Body Type combination replica vehicle for the 2022 calendar year

To enter the details for another vehicle, click the **Add vehicle to your report** button. Repeat the steps as needed for each make and model manufactured. Once the details are entered for all makes and models, click the **Save and Continue** button to proceed to the next step.

### Replica vehicle annual reporting (49 CFR Part 586)

✓ Step 1: Basic Replica Manufacturer Information	✓ Step 2: Annual Report Details	📁 Step 3: Replica Vehicles	✎ Step 4: Certification Details	☑ Step 5: Review and Confirmation
--	------------------------------------	-------------------------------	------------------------------------	--------------------------------------

#### Replica Vehicles Annual Reports

[Add vehicle to your report](#)

Make / Model / Body type / Model year	Completeness	
Factory Five MK 4 Sedan 1955	✓ complete data	<a href="#">Edit vehicle</a> <a href="#">Remove vehicle</a>

[Save & Continue](#) [Cancel Submission](#)

The manufacturer must certify that the information submitted is accurate by selecting the checkbox. Click the **Save and Continue** button to proceed to the next step.

### Replica vehicle annual reporting (49 CFR Part 586)

✓ Step 1: Basic Replica Manufacturer Information	✓ Step 2: Annual Report Details	✓ Step 3: Replica Vehicles	✎ Step 4: Certification Details	☑ Step 5: Review and Confirmation
--	------------------------------------	-------------------------------	------------------------------------	--------------------------------------

\* all fields are required

<b>Manufacturer Company Full Legal Name</b>	WORLDWIDE INDUSTRIES
<b>City</b>	Gainesville
<b>State/Province</b>	FLORIDA
<b>Manufacturer Country</b>	UNITED STATES (USA)
<b>Address</b>	2345 James foster Highway
<b>Submitter's Business Email</b>	replicavehicle@586.com
<b>Phone</b>	(456)456-4566
<b>Reporting Year</b>	2021
<b>Total Replica Vehicle Manufactured</b>	300

I certify that the information submitted is accurate.

Information provided in this form is information upon which the Federal Government may rely. Any person knowingly providing false, fictitious, or fraudulent information may be subject to civil and criminal penalties under 18 U.S.C. 1001.

[Save & Continue](#) [Cancel Submission](#)



The fourth and final step in the *Replica Vehicle Annual Reporting* process is to review and confirm the information entered. Click the blue **edit** buttons to edit the information entered. If the information is accurate upon review, click the **Submit** button. You can cancel the submission by clicking the **Cancel Submission** button.

## Replica vehicle annual reporting (49 CFR Part 586)

✓ Step 1: Basic Replica Manufacturer Information	✓ Step 2: Annual Report Details	✓ Step 3: Replica Vehicles	✓ Step 4: Certification Details	✗ Step 5: Review and Confirmation
--	------------------------------------	-------------------------------	------------------------------------	---

Please review and confirm information on this page. You will not be able to edit this info upon submission.

### Basic Replica Manufacturer Information [edit](#)

**Manufacturer Company Full Legal Name** WORLDWIDE INDUSTRIES  
**Manufacturer City** Gainesville  
**Manufacturer State/Province** FLORIDA  
**Manufacturer Country** UNITED STATES (USA)  
**Address** 2345 James foster Highway  
**Submitter's Business Email** replicavehicle@586.com  
**Submitter's Business Phone** (456)456-4566  
**Cover Letter**

To Whom It May Concern,

This is the first Annual Replica Reporting submission for WORLDWIDE INDUSTRIES.

Thanks

### Annual report details [edit](#)

**Reporting Year** 2021  
**Number Produced** 300

### Replica Vehicles [edit](#)

Make / Model / Body type / Model year	Completeness	
Factory Five MK 4 Sedan 1955	✓ complete data	<a href="#">Edit vehicle</a>

### Certification Details [edit](#)

I certify that the information submitted is accurate.

Information provided in this form is information upon which the Federal Government may rely. Any person knowingly providing false, fictitious, or fraudulent information may be subject to civil and criminal penalties under 18 U.S.C. 1001.

You must ensure the accuracy of your submission. Any inaccuracy may result in a rejection of your submission or delay processing of your submission.

[Submit](#)
[Cancel Submission](#)

Once an application is submitted, a *Submission ID* will be assigned to that application and will be visible on the completion page on portal. The manufacturer will receive an email from NHTSA to confirm the reception of the application. This email will have the *Submission ID* and a link to the submission.

The progress of a *Replica Vehicle Annual Reporting* submission can be checked at anytime by entering the *Submission ID* into the *Check Status* box on the right side of the Manufacturer Portal home page.

### Check Status

If you already submitted a request and you want to check its status you can follow the link received in confirmation email.

The same email contains a **Submission ID** and you can type (or copy/paste) it here:

## Appendix 13 – How to Enter Temporary Import Exemption for VEHICLES submittals Using NHTSA’s Manufacturer Portal

### Temporary Import Exemption Application for VEHICLES (Box 7 on the HS-7 Form)

To start the *Temporary Import Exemption for VEHICLES* application process through the Portal, select the *Document Type* on the *New Request* page. Document types can be seen in a drop-down list and once selected will allow the remainder of the fillable form to be completed. Fields marked with a red asterisk (\*) are required fields.

Before you start filling the form, the importers are advised to download the checklist from the link provided on the *New Request* page and prepare all the documents and data.

In the *Cover Letter*, please identify whether the submission is a new record or an update to an existing record and provide a description of the application. Type the captcha code and click the **Submit New Request** button to proceed to the next step.

**Manufacturer Portal** Powered by vPIC  
Version: TEST 3.15 last updated on 1/8/2022 | [Release Notes](#) | [Subscribe/Unsubscribe](#) | [F.A.Q.](#)

#### New Request

Here you can submit new form for VIN Requirements (49 CFR Part 565), Manufacturer Identification (49 CFR Part 566), Designation of U.S. Agent by Foreign Manufacturer (49 CFR Part 551, Subpart D), Equipment Plant Code Request (for Brake Hose, Glazing, New Tires, or Tire Retread), Adapted Vehicle Modifier Identification (49 CFR Part 595) or Replica Vehicle Registration (49 CFR Part 586), Replica Vehicles - Annual Report (49 CFR Part 586.12), Temporary Import Exemption Application for VEHICLES (Box 7 on the HS-7 Form) or Temporary Import Exemption Application for EQUIPMENT (Box 7 on the HS-7 Form)

**You must ensure the accuracy of your submission. Any inaccuracy may result in a rejection of your submission or delay processing of your submission.**

Fields marked with \* are required

**Document Type \*** Temporary Import Exemption Application for VEHICLES (Box 7 on the HS-7) ▼

The OMB Control Number for this information collection is 2127-0002. You can view the Paperwork Reduction Act statement [here](#).

Before you start with the form please [download this checklist](#) and prepare all the documents and data.

**Cover Letter / Submission Description \***

- Please identify whether this submission is a new record or an update to an existing record.
- If this is an update, you **MUST** identify all changes from the existing record.

Dear Sir/Madam,  
This is a new submission from Paramount companies.  
Thanks,  
George Smith

Maximum 25,000 characters

Please type in text from the picture \*

**TDA 3R**

**Submit New Request**

#### Check Status

If you already submitted a request and you want to check its status you can follow the link received in the confirmation email.

The same email contains a **Submission ID** and you can type (or copy/paste) it here:

**Check Status of Submitted Request**

In *SECTION 1: Vehicles*, the Importer is required to provide the following information:

- Contact information for official correspondence.
- Select the relevant application request option:
  - Select the first option if you are requesting for a new permission to import motor vehicles to the United States. The importer must provide information about the Broker.
  - Select the second option if you are only requesting to extend the expiration date of an existing permission. If other changes are also required, choose the third option to change an existing import permission. For an extension request, the importer must upload the previous permission letter and specify the requested duration of exemption.
  - Select the third option if you are adding or modifying operating locations, routes, vehicles, vehicle operations, expiration dates, or any other conditions established by a previous permission. For a change to an existing import permission, there is no need to provide the broker information or upload the previous submission letter.
- Vehicle details: *Make, Model, Model year(s), GVWR, Vehicle Type* and *VIN(s) or S/N(s)*. The importer must list all the VIN(s) or S/N(s) of the vehicles to be imported, in the box provided.

Any person knowingly making a false declaration in this application is subject to a fine of not more than \$10,000 or imprisonment for not more than 5 years or both (18 U.S.C. 1001).

On the top of the page is a guide that shows the progress of the submission as it is completed.

Click the **Save & Continue** button to save the information and continue to the next page.

# Temporary Import Exemption Application for Vehicles

Vehicles	Vehicles ... continued	Vehicles Interacting with the Public	ADS-Equipped Vehicles	ADS-Equipped Vehicles Interacting with the Public	Other Information	Review and Confirmation
----------	------------------------	--------------------------------------	-----------------------	---	-------------------	-------------------------

**PAPERWORK REDUCTION ACT STATEMENT:** A federal agency may not conduct or sponsor, and a person is not required to respond to, nor shall a person be subject to a penalty for failure to comply with, a collection of information subject to the requirements of the Paperwork Reduction Act unless that collection of information displays a current valid OMB Control Number. The OMB Control Number for this information collection is 2127-0002. Expiration date: 9/30/2022. The information collected on this form is necessary to obtain a letter from NHTSA granting permission to temporarily import, for purposes of research, investigations, demonstrations or training, or competitive racing events, a motor vehicle or motor vehicle equipment that does not conform to all applicable Federal motor vehicle safety standards. The information is used to identify the vehicle or equipment to be imported and to verify that it is being imported for a permitted purpose. We estimate that it will take between 5 minutes and 10 hours to complete the form, depending on the intended use. The information collected is necessary to obtain an exemption under 49 U.S.C. 30114 and 49 CFR 591.5(j)(1) and 591.6(f)(1). Send comments regarding this burden estimate or any other aspect of this collection of information, including suggestions for reducing this burden to: Information Collection Clearance Officer, National Highway Traffic Safety Administration, 1200 New Jersey Ave, S.E., Room W51-312, Washington, DC, 20590.

**PRIVACY ACT OF 1974 COMPLIANCE INFORMATION:** The following information is provided in accordance with 5 U.S.C. 522a(e)(3) and applies to this form. The information required on this form is required by 49 U.S.C. Chapters 301, 325 and 331. This information is used by the U.S. Department of Transportation, National Highway Traffic Safety Administration (NHTSA) to monitor the importation of motor vehicles and motor vehicle equipment to ensure compliance with Federal Motor Vehicle Safety Standards, Bumper Standards and Theft Prevention Standards. The records may be routinely used by the cited agencies, the Environmental Protection Agency, and State Divisions of Motor Vehicles. In instances of alleged fraud, records may be used by law enforcement agencies. Failure to provide the required information will result in the refusal of entry of the vehicle(s) or equipment into the United States.

\* indicates a required field

## SECTION 1: Vehicles

If your response contains any material that you claim is confidential business information, it is essential that you follow the instructions in our confidential business information regulations described in [49 CFR Part 512](#)

### Importer Information

Contact information for where official correspondence will be sent.

Name *	<input type="text" value="George Smith"/>	Country *	<input type="text" value="UNITED STATES (USA)"/>
Title *	<input type="text" value="Vice President"/>	Address *	<input type="text" value="123 Main Street"/>
Company Name *	<input type="text" value="paramount Companies"/>	City *	<input type="text" value="Lancaster"/>
Email *	<input type="text" value="GeorgeS@Paramount.com"/>	State *	<input type="text" value="FLORIDA"/>
Phone *	<input type="text" value="8889990000"/>	ZIP / Postal Code *	<input type="text" value="12345"/>

### This application requests \*

- A [new permission](#) to import motor vehicles into the United States.
- An [extension](#) for an existing import permission. Select this option if you are only requesting to extend the expiration date of an existing permission. If other changes are also required, choose the option below.
- A [change](#) to an existing import permission for motor vehicles already in the United States. This includes, but is not limited to, adding or modifying operating locations, routes, vehicles, vehicle operations, expiration dates, or any other conditions established by a previous permission.

### Broker Information

Name *	<input type="text" value="Madison Park"/>	Email *	<input type="text" value="ABCMarketing@BOX7.com"/>
Company Name *	<input type="text" value="ABC marketing"/>	Phone *	<input type="text" value="1112223434"/>
Filer Code *	<input type="text" value="ABC500"/>		

### Vehicle Information

Make *	<input type="text" value="Master cars"/>	VIN(s) or S/N(s) *	<input type="text" value="Enter VINs or Serial Numbers separated by a comma."/>
Model *	<input type="text" value="TXT 500"/>		<input type="text" value="SAMPLEVIN11111111,SAMPLEVIN22222222,SAMPLEVIN33333333,SAMPLEVIN444444"/>
Model year(s) *	<input type="text" value="2022 to 2025"/>		
GVWR *	<input type="text" value="1000"/> kg		
Vehicle Type *	<input type="text" value="Low Speed Vehicle (LSV)"/>		

Any person knowingly making a false declaration is subject to a fine of not more than \$10,000 or imprisonment for not more than 5 years or both (18 U.S.C. 1001).

You will be given the opportunity to upload additional documents on the 'Other Information' page.

You will be given the opportunity to review and edit all sections on the 'Review and Confirmation' page before submitting your application.

[Save & Continue](#)

[Cancel Submission](#)

**SECTION 1: Vehicles** is continued on this page. The importer is required to provide the following information here:

- **1.1 Purpose of Import:** Select the purpose(s) of import from the following choices provided – Research, Demonstration, Training and/or Competitive Racing Event. A brief description of the purpose for importation is also required.
- **1.2 Location:** Address and/or description of the location(s) where the Vehicle(s) will be operated or tested.
- **1.3 Interaction with the Public:** Answer the questions about the interaction of vehicle (s) with the public.
- **1.4 Automated vehicle Technology:** Specify whether the vehicle will be operated by an Automated Driving Systems 2 (ADS) at any time or not (1.4).
- **1.5 Disposition:** Select the intended means of final disposition after completion of the purposes of importation.
- **1.6 Requested Duration of Exemption:** Specify the requested duration of exemption in weeks from the date of permission.

If the Vehicle Type selected on the previous page is “Incomplete Vehicle”, the 1.3 Interaction with the Public and 1.4 Automated vehicle Technology segments will be hidden. For all other Vehicle Types selected, the importer is required to complete all segments listed above.

Click the **Save & Continue** button to save the information and continue to the next page.

## Temporary Import Exemption Application for Vehicles

<input checked="" type="checkbox"/> Vehicles	Vehicles ... continued	Vehicles Interacting with the Public	ADS-Equipped Vehicles	ADS-Equipped Vehicles Interacting with the Public	Other Information	Review and Confirmation
--	------------------------	--------------------------------------	-----------------------	---	-------------------	-------------------------

\* Indicates a required field

### SECTION 1: Vehicles ... continued

If your response contains any material that you claim is confidential business information, it is essential that you follow the instructions in our confidential business information regulations described in 49 CFR Part 512

#### 1.1 Purpose of Import \*

- Research
- Demonstration
- Training
- Competitive Racing Event

**Description of Use \*** - Brief description of the purpose for importation

The vehicle is exported for training and demonstration purpose only.

**1.2 Location** - Address and/or description of the location(s) where the Vehicle(s) will be operated or tested. List all states, separated by commas, where operation or testing will take place.

**Location Description \***

XYZ Industrial park

**State(s) \***

MD, PA and VA

#### 1.3 Interaction with the Public

**1.3.a. \*** Will the vehicle(s) be operated on public roads or outside of controlled laboratory/test track conditions at any time?

- Yes
- No

**1.3.b. \*** Will the vehicle(s) be operated near members of the public<sup>1</sup> (e.g., pedestrians, bicyclists, motor vehicles) at any time?

- Yes
- No

**1.3.c. \*** Will the vehicle(s) be involved in transporting members of the public<sup>1</sup> at any time?

- Yes
- No

#### 1.4 \* Automated Vehicle Technology

Will the vehicle(s) be operated by an Automated Driving Systems <sup>2</sup> (ADS) at any time?

- Yes
- No

**1.5 \* Disposition** - Intended means of final disposition after completion of the purposes of importation

- Export
- Destroy Under CBP Supervision

**1.6 \* Requested Duration of Exemption** in weeks from the date of permission

(permission may be extended beyond this duration with subsequent written permission from NHTSA)

20

<sup>1</sup> For purposes of this form, "members of the public" includes anyone that is not employed by (or is an agent of) the manufacturer, importer, or operator of the subject vehicle(s) or a regulating authority. To the extent an educational institution is included as an importer, or operator, "members of the public" includes students of the educational institution.

<sup>2</sup> Automated Driving System (ADS): The hardware and software that are collectively capable of performing the entire Dynamic Driving Task on a sustained basis, regardless of whether it is limited to a specific operational design domain. This term is used specifically to describe an SAE Level 3, 4, or 5 driving automation system (SAE J3016\_JUN2018). For purposes of requesting permission to import a nonconforming vehicle under Box 7, SAE level classification is made regardless of the presence of a safety operator.

You will be given the opportunity to upload additional documents on the 'Other Information' page.

You will be given the opportunity to review and edit all sections on the 'Review and Confirmation' page before submitting your application.

[Save & Continue](#)

[Cancel Submission](#)

If you answered “Yes” to any of the questions in the *1.3 Interaction with the Public* segment, complete *SECTION 2: Vehicles Interacting with the Public*. If not, proceed to [SECTION 3: ADS-Equipped Vehicles](#).

In *SECTION 2: Vehicles Interacting with the Public*, the importer is required to provide the following information:

- **(2.1) Noncompliance with Specific FMVSS:** Various Federal Motor Vehicle Safety Standard (FMVSS) standards will be listed here based on the *Vehicle Type* selection from *Section 1: Vehicles*. In the screenshot below, the *Vehicle Type* selected is “Low Speed Vehicle” and therefore only the FMVSS standards applicable to LSV vehicles are listed.  
For each standard listed, the importer must indicate if the vehicle meets the requirements.
  - Select “Yes” if the vehicle meets the requirement.
  - Select “No” or “Unknown” if the vehicle does not meet the requirement. Describe the potential noncompliance and explain how any risks resulting from the potential noncompliance will be mitigated. If the mitigation includes compliance with standards other than the FMVSS, identify each such standard and explain how the vehicle’s conformity to the other standard compares to compliance with the corresponding FMVSS provision.
  - Select “Not Applicable” if you believe that FMVSS does not apply and explain the reason for it.
- **(2.2) Insurance:** Indicate whether you maintain insurance coverage from a regulated insurance company at all times in a sufficient amount to cover liability for damages, including for bodily injury or death, that may result from the operation of the vehicle in the manner and location(s) described in the application.
- **(2.3) Photographs:** Provide interior and exterior photos of the vehicle. If importing multiple identical vehicles, you may provide photos of a single vehicle that are representative of the group.
- **(2.4) Mileage:** Specify the estimated total number of miles to be driven while interacting with the public.
- **(2.5) Operator Information:** Provide the contact information for the entity that employs the safety operator(s) or driver(s). If the operator information is same as the importer, there is an option to auto-fill the operator information. Click the link that says, “Click here if you want to copy Importer's data”.

Click the **Save & Continue** button to save the information and continue to the next page.



## Temporary Import Exemption Application for Vehicles

Vehicles	Vehicles ... continued	Vehicles Interacting with the Public	ADS-Equipped Vehicles	ADS-Equipped Vehicles Interacting with the Public	Other Information	Review and Confirmation
----------	------------------------	--------------------------------------	-----------------------	---	-------------------	-------------------------

\* Indicates a required field

### SECTION 2: Vehicles Interacting with the Public

If your response contains any material that you claim is confidential business information, it is essential that you follow the instructions in our confidential business information regulations described in [49 CFR Part 512](#)

#### 2.1 Noncompliance with Specific FMVSS

For each Federal Motor Vehicle Safety Standard (FMVSS) listed below, indicate if the vehicle meets the requirements.

- If you select **Yes**, you are indicating that the vehicle meets all requirements for that FMVSS.
- If you select **No** or **Unknown**, describe the potential noncompliance and explain how any risks resulting from the potential noncompliance will be mitigated. If the mitigation includes compliance with standards other than the FMVSS, identify each such standard and explain how the vehicle's conformity to the other standard compares to compliance with the corresponding FMVSS provision.
- If you select **Not Applicable**, explain why you believe that FMVSS does not apply.

FMVSS	Meets the Requirements? *	Description/Explanation	Mitigation
<b>141 - Minimum Sound Requirements for Hybrid and Electric Vehicles</b> <small>This standard only applies to hybrid and electric vehicles. See FMVSS No. 141 S9 for phase-in schedule.</small>	<input checked="" type="radio"/> Yes <input type="radio"/> No <input type="radio"/> Unknown <input type="radio"/> Not applicable		
<b>205 - Glazing Materials</b>	<input checked="" type="radio"/> Yes <input type="radio"/> No <input type="radio"/> Unknown <input type="radio"/> Not applicable		
<b>500 - Low-Speed Vehicles</b>	<input type="radio"/> Yes <input type="radio"/> No <input type="radio"/> Unknown <input checked="" type="radio"/> Not applicable	The FMVSS does not apply to Low speed vehicles.	

#### 2.2 Insurance \*

Will you maintain insurance coverage from a regulated insurance company at all times in a sufficient amount to cover liability for damages, including for bodily injury or death, that may result from the operation of the vehicle in the manner and location(s) described in this application?

- Yes  
 No

#### 2.3 Photographs \*

Provide interior and exterior photos of the vehicle. If importing multiple identical vehicles, you may provide photos of a single vehicle that are representative of the group.

<p>Interior</p> <p><a href="#">Add file(s)</a></p> <p><a href="#">Delete</a> Interior 1.jpg</p> <p><a href="#">Delete</a> Interior 2.jpg</p>	<p>Exterior</p> <p><a href="#">Add file(s)</a></p> <p><a href="#">Delete</a> Exterior 1.jpg</p> <p><a href="#">Delete</a> Exterior 2.jpg</p>
--	--

#### 2.4 Mileage \*

Estimated total number of miles to be driven while interacting with the public:

#### 2.5 Operator Information

Provide contact information for the entity that employs the safety operator(s) or driver(s). [Click here if you want to copy Importer's data](#)

<b>Name *</b>	George Smith	<b>Country *</b>	UNITED STATES (USA) ▼
<b>Title *</b>	Vice President	<b>Address *</b>	123 Main Street
<b>Company Name *</b>	paramount Companies	<b>City *</b>	Lancaster
<b>Email *</b>	GeorgeS@Paramount.com	<b>State *</b>	FLORIDA ▼
<b>Phone *</b>	8889990000	<b>Zip/Postal code *</b>	12345

You will be given the opportunity to upload additional documents on the 'Other Information' page. You will be given the opportunity to review and edit all sections on the 'Review and Confirmation' page before submitting your application.

[Save & Continue](#)
[Cancel Submission](#)

If you answered “Yes” to question 1.4 *Automated vehicle Technology*, complete **SECTION 3: ADS-Equipped Vehicles**. If not, proceed to [SECTION 4: ADS-Equipped Vehicles Interacting with the Public](#)

In **SECTION 3: ADS-Equipped Vehicles**, the importer is required to describe the following:

- **3.1** Hardware or software changes made to the vehicle model or its ADS since its most recently granted permission.
- **3.2** Vehicle’s Operational Design Domain
- **3.3** The extent to which this ADS or a substantially similar ADS has been previously tested using this vehicle model or another vehicle model
- **3.4** Maximum SAE Automation Level
- **3.5** The engineering development process employed by the vehicle’s manufacturer.
- **3.6** The nature of any testing that will be performed on the vehicles.

If the answer to all questions in 1.3 *Interaction with the Public* segment were “No”, question 3.6 will be hidden.


## Temporary Import Exemption Application for Vehicles

<input checked="" type="checkbox"/> Vehicles	<input checked="" type="checkbox"/> Vehicles ... continued	<input checked="" type="checkbox"/> Vehicles Interacting with the Public	<input checked="" type="checkbox"/> ADS-Equipped Vehicles	<input checked="" type="checkbox"/> ADS-Equipped Vehicles Interacting with the Public	<input type="checkbox"/> Other Information	<input checked="" type="checkbox"/> Review and Confirmation
--	--	--	---	---	--	---

\* indicates a required field

### SECTION 3: ADS-Equipped Vehicles

#### ADS-Equipped Vehicles Information

 If your response contains any material that you claim is confidential business information, it is essential that you follow the instructions in our confidential business information regulations described in [49 CFR Part 512](#)

Is this your first application with this vehicle? \*

- Yes  
 No

3.1 \* Describe any hardware or software changes to the vehicle model or its Automated Driving System (ADS) since its most recently granted permission.

Not applicable

3.2 \* Briefly discuss the vehicle’s Operational Design Domain (e.g. maximum speed, road type, geographical, time-of-day restrictions, etc.) include any weather (temperature, snow, rain, fog, hail, high winds, cloud cover, etc.) or other environmental conditions that may affect the performance of the vehicle’s ADS.

40 Mph, None

3.3 \* Describe the extent to which this ADS or a substantially similar ADS (e.g. prior/newer generation) has been previously tested using this vehicle model or another vehicle model. List any incidents resulting in deaths or injuries and any incidents occurring within the last 5 years on public roads resulting in property damage.

None

3.4 \* What will be the maximum SAE Automation Level of the vehicle as operated?

- SAE Level 3  
 SAE Level 4  
 SAE Level 5

3.5 \* Describe, to the extent you are aware, the engineering development process employed by the vehicle’s manufacturer including any processes/certifications related to quality management, design and development, and/or risk management (e.g. ISO/TS 16949, ISO 9001, ISO 26262, etc.)?

Engineering development description text.

You will be given the opportunity to upload additional documents on the ‘Other Information’ page.

You will be given the opportunity to review and edit all sections on the ‘Review and Confirmation’ page before submitting your application.

[Save & Continue](#)

[Cancel Submission](#)

Click the **Save & Continue** button to save the information and continue to the next page.

If you answered “Yes” to any of the questions in *1.3 Interaction with the Public* segment and “Yes” to question *1.4 Automated vehicle Technology*, complete *SECTION 4: ADS-Equipped Vehicles Interacting with the Public*. If not, proceed to [Other Information](#) page.

In *SECTION 4: ADS-Equipped Vehicles Interacting with the Public*, the importer is required to describe the following:


- **4.1** The proposed operation of the vehicle, including any research, demonstration, training, or investigation objectives and identify all entities involved with the project.
- **4.2** The location where the operation(s) will be performed, including addresses of starting point(s) and any stops, as applicable. State the length of all routes in miles. In addition, upload a map or aerial view of all location(s) and/or anticipated route(s) with all roads clearly marked. (.kmz and Google Earth files are preferred).
- **4.3** The degree of anticipated public integration during operation. State the vehicle’s maximum operating speed(s), the posted speed limit(s) on all roads where the vehicle will travel and the anticipated times of day the vehicle will be operated.
- **4.4** Any public outreach performed in preparation of the operation and the response from the community.
- **4.5** Indicate whether the vehicle is equipped with seat belts at all seating positions.
- **4.6** Indicate whether the operation of vehicle(s) involve only seated occupants.
- **4.7** The architecture of vehicle’s braking system, the maximum deceleration rate that the ADS can apply while braking and the minimum stopping distance that the ADS can achieve while braking from its maximum operating speed.
- **4.8** Predetermined points during operation where the safety operator will assume control or provide input to the vehicle’s operation.
- **4.9** The plan to limit the operation of the vehicle and ADS to its Operational Design Domain.
- **4.10** Indicate whether you anticipate updating the software or hardware of the vehicle at any time during the requested operational period and if so, explain the changes.
- **4.11** All local or state government authorizations required to test the vehicle in autonomous mode on public roads.
- **4.12** Where the vehicle(s) will be stored when not in operation, the distance between storage and the operating location(s) and how the vehicle will be transported to and from storage.
- **4.13** Indicate whether the vehicle will be operated in any school zones or near other areas where children congregate at any time.
- **4.14** Indicate whether a trained safety operator be in the vehicle(s) at all times during operation.
- **4.15** Indicate whether a trained safety operator be able to take immediate control of the vehicle should the need arise and if yes, explain the process. How the ADS is engaged/disengaged and what controls are used during manual operation.
- **4.16** The training program specifically how operators are selected, trained, monitored and corrective actions are enforced. If your training program references any industry best practices, provide the document reference.
- **4.17** The topics covered in training.
- **4.18** Indicate whether the safety operators are provided with the information of the vehicle as part of the training.
- **4.19** Indicate whether the safety operators are required to pass a written evaluation or skills assessment.
- **4.20** Indicate whether a supervised operation is conducted prior to permitting operation alone.
- **4.21** Indicate whether periodic monitoring, evaluation, or training are conducted following the initial training.
- **4.22** Indicate whether the safety operators use pre-tip checklists.
- **4.23** The policies regarding mandatory breaks and for limiting safety operator distraction.
- **4.24** Incident response protocols.

## Temporary Import Exemption Application for Vehicles

<input checked="" type="checkbox"/> Vehicles	<input checked="" type="checkbox"/> Vehicles ... continued	<input checked="" type="checkbox"/> Vehicles Interacting with the Public	<input checked="" type="checkbox"/> ADS-Equipped Vehicles	<input checked="" type="checkbox"/> ADS-Equipped Vehicles Interacting with the Public	<input type="checkbox"/> Other Information	<input type="checkbox"/> Review and Confirmation
--	--	--	---	---	--	--

\* indicates a required field

### SECTION 4: ADS-Equipped Vehicles Interacting with the Public

 If your response contains any material that you claim is confidential business information, it is essential that you follow the instructions in our confidential business information regulations described in [49 CFR Part 512](#)

#### ADS-Equipped Vehicle Operation

**4.1 \*** Provide a detailed description of your proposed operation, including any research, demonstration, training, or investigation objectives you may have. Identify all entities involved with this project.

Description text

**4.2 \*** State precisely where the operation(s) will be performed, including addresses of starting point(s) and any stops, as applicable. State the length of all routes in miles.

Description text

Provide a map or aerial view of all location(s) and/or anticipated route(s). Ensure that all roads are clearly labeled, as applicable. (.kmz and Google Earth files are preferred)

[Add file\(s\)](#)

[Delete](#) [Sample1.jpg](#)

**4.3 \*** Describe the degree of anticipated public interaction during operation. State the vehicle's maximum operating speed(s), the posted speed limit(s) on all roads where the vehicle will travel or cross, and the anticipated times of day the vehicle will be operated.

Description text

**4.4 \*** Describe any public outreach you have performed in preparation of this operation. Describe the response from the community.

Description text

**4.5 \*** Is the vehicle equipped with seat belts at all seating positions?

- Yes  
 No

**4.6 \*** Will operation of the vehicle(s) involve only seated occupants?

- Yes  
 No  
 Unknown

**4.7 \*** Braking Systems

a) Describe the vehicle's braking system architecture, including any redundant or backup systems.

Description text

b) State the maximum deceleration rate that the ADS can apply while braking

Description text

c) State the minimum stopping distance that the ADS can achieve while braking from its maximum operating speed

Description text

4.8 \* List and describe any predetermined points during operation where the safety operator will assume control or provide input to the vehicle's operation.

Description text

4.9 \* How do you plan to limit the operation of the vehicle and ADS to its Operational Design Domain (e.g. maximum speed, road type, weather, etc.) [described in response to Question 3.2](#)

Description text

4.10 \* Do you anticipate updating the software or hardware of the vehicle at any time during the requested operational period? If so, explain.

Description text

4.11 \* List all local or state government authorizations required to test the vehicle in autonomous mode on public roads. Note any required authorizations not yet obtained. If local or state government authorization is not required, so state.

Description text

Add file(s)

Delete Sample2.jpg

4.12 \* Discuss vehicle storage. Include where the vehicle(s) will be stored when not in operation, the distance between storage and the operating location(s), and how the vehicle(s) will be transported to and from storage.

Description text

4.13 \* Will the vehicle(s) be operated in any school zones or near other areas where children congregate at any time?

- Yes  
 No

#### Safety Operator Training

4.14 \* Will a trained safety operator be in the vehicle(s) at all times during operation?

- Yes  
 No

4.15 \* Will a trained safety operator be able to take immediate control of the vehicle should the need arise? If so, describe this process. Include detailed descriptions of how the ADS is engaged/disengaged and what controls are used during manual operation.

Description text

4.16 \* Describe your training program, specifically how operators are selected, trained, monitored, and corrective actions are enforced. If your training program references any industry best practices, provide the document reference .

Description text

4.17 \* What topics are covered in training?

Description text

4.18 \* Are safety operators provided with information on the limitations of the vehicle as part of the training or otherwise?

Description text

4.19 \* Are safety operators required to pass a written evaluation or skills assessment? If so, describe.

Description text

4.20 \* Is supervised operation conducted prior to permitting operation alone? If so, describe.

Description text

4.21 \* Is periodic monitoring, evaluation, or training conducted following initial training? If so, describe.

Description text

4.22 \* Do safety operators use pre-trip checklists? If so, describe.

Description text

4.23 \* Briefly describe your policies regarding mandatory breaks and for limiting safety operator distraction.

Description text

4.24 \* Describe your incident response protocols.

Description text

You will be given the opportunity to upload additional documents on the 'Other Information' page.

You will be given the opportunity to review and edit all sections on the 'Review and Confirmation' page before submitting your application.

Save & Continue

Cancel Submission

Click the **Save & Continue** button to save the information and continue to the next page.

The *Other Information* step is optional. If the importer wants to upload any additional documentation to support the submission, they can do so, by clicking the **Add file(s)** button. Any additional information regarding the submission can be entered in the text box provided on this page.

## Temporary Import Exemption Application for Vehicles

✓ Vehicles	✓ Vehicles ... continued	✓ Vehicles Interacting with the Public	✓ ADS-Equipped Vehicles	✓ ADS-Equipped Vehicles Interacting with the Public	Other Information	✓ Review and Confirmation
------------	--------------------------	--	-------------------------	---	-------------------	---------------------------

\* indicates a required field

### Other Information

 If your response contains any material that you claim is confidential business information, it is essential that you follow the instructions in our confidential business information regulations described in [49 CFR Part 512](#)

Provide any additional information that may be useful (optional).

Provide additional documents, if needed (optional).

Add file(s)

Delete Paramount Companies.pdf

You will be given the opportunity to review and edit all sections on the 'Review and Confirmation' page before submitting your application.

Save & Continue

Cancel Submission


Click the **Save & Continue** button to save the information and continue to the next page.

The final step in the *Temporary Import Exemption Application for Vehicles* submission process is to review and confirm the information entered. Click the blue **edit** buttons to edit the information entered. If the information is accurate upon review, click the **Submit** button. You can cancel the submission by clicking the **Cancel Submission** button.

## Temporary Import Exemption Application for Vehicles

✓ Vehicles	✓ Vehicles ... continued	✓ Vehicles Interacting with the Public	✓ ADS-Equipped Vehicles	✓ ADS-Equipped Vehicles Interacting with the Public	✓ Other Information	☑ Review and Confirmation
------------	--------------------------	--	-------------------------	---	---------------------	---------------------------

Please review and confirm information on this page. You will not be able to edit this info upon submission.

 If your response contains any material that you claim is confidential business information, it is essential that you follow the instructions in our confidential business information regulations described in [49 CFR Part 512](#)

Cover letter Edit

---

Cover Letter / Submission Description

Dear Sir/Madam,

This is a new submission from Paramount companies.

Thanks,

George Smith

SECTION 1: Vehicles Edit

---

Importer Information

Contact information for where official correspondence will be sent.

Name	George Smith	Country	UNITED STATES (USA)
Title	Vice President	Address	123 Main Street
Company Name	paramount Companies	City	Lancaster
Email	GeorgeS@Paramount.com	State / Province	FLORIDA
Phone	8889990000	ZIP / Postal Code	12345

This application is [A new permission](#) to import motor vehicles into the United States.

Broker Information

Name	Madison Park	Email	ABCMarketing@BOX7.com
Company Name	ABC marketing	Phone	1112223434
Filer Code	ABC500		

Vehicle Information

Make	Master cars
Model	TXT 500
Model year(s)	2022 to 2025
GVWR	1000 kg
Vehicle Type	Low Speed Vehicle (LSV)
VIN(s) or S/N(s)	<span style="border: 1px solid #ccc; border-radius: 3px; padding: 2px;">SAMPLEVIN11111111</span> <span style="border: 1px solid #ccc; border-radius: 3px; padding: 2px;">SAMPLEVIN22222222</span> <span style="border: 1px solid #ccc; border-radius: 3px; padding: 2px;">SAMPLEVIN33333333</span> <span style="border: 1px solid #ccc; border-radius: 3px; padding: 2px;">SAMPLEVIN44444444</span>



SECTION 1: Vehicles ... continued [Edit](#)

**1.1 Purpose of Import** Research  
Demonstration  
Training

**Description of Use** The vehicle is exported for training and demonstration purpose only.

**1.2 Location - Address and/or description of the location(s) where the Vehicle(s) will be operated or tested. List all states, separated by commas, where operation or testing will take place.**

**Location Description** XYZ Industrial park  
**State(s)** MD,PA and VA

**1.3 Interaction with the Public**

a. Will the vehicle(s) be operated on public roads or outside of controlled laboratory/test track conditions at any time?

Yes

b. Will the vehicle(s) be operated near members of the public (e.g., pedestrians, bicyclists, motor vehicles) at any time?

No

c. Will the vehicle(s) be involved in the transporting members of the public at any time?

Yes

**1.4 Automated Vehicle Technology**

Will the vehicle(s) be operated by an Automated Driving Systems (ADS) at any time?

Yes

**1.5 Disposition - Intended means of final disposition after completion of the purposes of importation**

Destroy Under CBP Supervision

**1.6 Requested Duration of Exemption: 20 in weeks from the date of permission**  
(permission may be extended beyond this duration with subsequent written permission from NHTSA)

SECTION 2: Vehicles Interacting with the Public [Edit](#)

**2.1 Non-compliance with Specific FMVSS**

For each Federal Motor Vehicle Safety Standard (FMVSS) listed below, indicate if the vehicle meets the requirements.

- If you select **Yes**, you are indicating that the vehicle meets all requirements for that FMVSS.
- If you select **No** or **Unknown**, describe the potential noncompliance and explain how any risks resulting from the potential noncompliance will be mitigated. If the mitigation includes compliance with standards other than the FMVSS, identify each such standard and explain how the vehicle's conformity to the other standard compares to compliance with the corresponding FMVSS provision.
- If you select **Not Applicable**, explain why you believe that FMVSS does not apply.

FMVSS	Meets the Requirements?	Description/Explanation	Mitigation
141 - Minimum Sound Requirements for Hybrid and Electric Vehicles	Yes		
205 - Glazing Materials	Yes		
500 - Low-Speed Vehicles	Not Applicable	The FMVSS does not apply to Low speed vehicles.	

**2.2 Insurance**

Do you have insurance coverage from a regulated insurance company in a sufficient amount to cover liability for damages, including for bodily injury or death, resulting from the operation of the vehicle in the manner and location(s) described in this application?

Yes

**2.3 Photographs**

Provide interior and exterior photos of the vehicle. If importing multiple identical vehicles, you may provide photos of a single vehicle that are representative of the group.

**Interior** [Interior 1.jpg](#) [Interior 2.jpg](#)

**Exterior** [Exterior 1.jpg](#) [Exterior 2.jpg](#)

**2.4 Mileage**

Estimated total number of miles to be driven while interacting with the public:

50

**2.5 Operator Information**

Provide contact information for the entity that employs the safety operator(s) or driver(s).

<b>Name</b>	George Smith	<b>Country</b>	UNITED STATES (USA)
<b>Title</b>	Vice President	<b>Address</b>	123 Main Street
<b>Company Name</b>	paramount Companies	<b>City</b>	Lancaster
<b>Email</b>	GeorgeS@Paramount.com	<b>State</b>	FLORIDA
<b>Phone</b>	8889990000	<b>Zip/Postal code</b>	12345

## SECTION 3: ADS-Equipped Vehicles

[Edit](#)ADS-Equipped Vehicles Information

Is this your first application with this vehicle? Yes

3.1 Describe any hardware or software changes to the vehicle model or its Automated Driving System (ADS) since its most recently granted permission.

Not applicable

3.2 Briefly discuss the vehicle's Operational Design Domain (e.g. maximum speed, road type, geographical, time-of-day restrictions, etc.) include any weather (temperature, snow, rain, fog, hail, high winds, cloud cover, etc.) or other environmental conditions that may affect the performance of the vehicle's ADS.

40 Mph, None

3.3 Describe the extent to which this ADS or a substantially similar ADS (e.g. prior/newer generation) has been previously tested using this vehicle model or another vehicle model. List any incidents resulting in deaths or injuries and any incidents occurring within the last 5 years on public roads resulting in property damage.

None

3.4 What will be the maximum SAE Automation Level of the vehicle as operated?

SAE Level 3

3.5 Describe, to the extent you are aware, the engineering development process employed by the vehicle's manufacturer including any processes/certifications related to quality management, design and development, and/or risk management (e.g. ISO/TS 16949, ISO 9001, ISO 26262, etc.)?

Engineering development description text.

## SECTION 4: ADS-Equipped Vehicles Interacting with the Public

[Edit](#)ADS-Equipped Vehicle Operation

4.1 Provide a detailed description of your proposed operation, including any research, demonstration, training, or investigation objectives you may have. Identify all entities involved with this project.

Description text

4.2 State precisely where the operation(s) will be performed, including addresses of starting point(s) and any stops, as applicable. State the length of all routes in miles.

Description text

Provide a map or aerial view of all location(s) and/or anticipated route(s). Ensure that all roads are clearly labeled, as applicable. (.kmz and Google Earth files are preferred)

[Sample1.jpg](#)

4.3 Describe the degree of anticipated public interaction during operation. State the vehicle's maximum operating speed(s), the posted speed limit(s) on all roads where the vehicle will travel or cross, and the anticipated times of day the vehicle will be operated.

Description text

4.4 Describe any public outreach you have performed in preparation of this operation. Describe the response from the community.

Description text

4.5 Is the vehicle equipped with seat belts at all seating positions?

Yes

4.6 Will operation of the vehicle(s) involve only seated occupants?

Yes

4.7 a) Describe the vehicle's braking system architecture, including any redundant or backup systems.

Description text

4.7 b) State the maximum deceleration rate that the ADS can apply while braking

Description text

4.7 c) State the minimum stopping distance that the ADS can achieve while braking from its maximum operating speed

Description text

4.8 List and describe any predetermined points during operation where the safety operator will assume control or provide input to the vehicle's operation.

Description text

4.9 How do you plan to limit the operation of the vehicle and ADS to its Operational Design Domain (e.g. maximum speed, road type, weather, etc.) described in response to Question 3.2?

Description text

4.10 Do you anticipate updating the software or hardware of the vehicle at any time during the requested operational period? If so, explain.

Description text

4.11 List all local or state government authorizations required to test the vehicle in autonomous mode on public roads. Note any required authorizations not yet obtained. If local or state government authorization is not required, so state.

Description text

[Sample2.jpg](#)

4.12 Discuss vehicle storage. Include where the vehicle(s) will be stored when not in operation, the distance between storage and the operating location(s), and how the vehicle(s) will be transported to and from storage.

Description text

4.13 Will the vehicle(s) be operated in any school zones or near other areas where children congregate at any time?

No

#### Safety Operator Training

4.14 Will a trained safety operator be in the vehicle(s) at all times during operation?

Yes

4.15 Will a trained safety operator be able to take immediate control of the vehicle should the need arise? If so, describe this process. Include detailed descriptions of how the ADS is engaged/disengaged and what controls are used during manual operation.

Description text

4.16 Describe your training program, specifically how operators are selected, trained, monitored, and corrective actions are enforced. If your training program references any industry best practices, provide the document reference.

Description text

4.17 What topics are covered in training?

Description text

4.18 Are safety operators provided with information on the limitations of the vehicle as part of the training or otherwise?

Description text

4.19 Are safety operators required to pass a written evaluation or skills assessment? If so, describe.

Description text

4.20 Is supervised operation conducted prior to permitting operation alone? If so, describe.

Description text

4.21 Is periodic monitoring, evaluation, or training conducted following initial training? If so, describe.

Description text

4.22 Do safety operators use pre-trip checklists? If so, describe.

Description text

4.23 Briefly describe your policies regarding mandatory breaks and for limiting safety operator distraction.

Description text

4.24 Describe your incident response protocols.

Description text

Other Information [Edit](#)

Provide any additional information that may be useful (optional).

Provide additional documents, if needed (optional).

[Paramount Companies.pdf](#)

You must ensure the accuracy of your submission. Any inaccuracy may result in a rejection of your submission or delay processing of your submission.

Any person knowingly making a false declaration is subject to a fine of not more than \$10,000 or imprisonment for not more than 5 years or both (18 U.S.C. 1001).

[Submit](#)

[Cancel Submission](#)

Once an application is submitted, a *Submission ID* will be assigned to that application and will be visible on the completion page on portal. The manufacturer will receive an email from NHTSA to confirm the reception of the application. This email will have the *Submission ID* and a link to the submission.

The progress of a *Temporary Import Exemption Application for Vehicles* submission can be checked at any time by entering the *Submission ID* into the *Check Status* box on the right side of the Manufacturer Portal home page.

### Check Status

If you already submitted a request and you want to check its status you can follow the link received in confirmation email.

The same email contains a **Submission ID** and you can type (or copy/paste) it here:

For any questions or concerns about the content of your application or the temporary import exemption process, please email at [Box7Imports@dot.gov](mailto:Box7Imports@dot.gov).

## Appendix 14 – How to Enter Temporary Import Exemption for EQUIPMENT submittals Using NHTSA’s Manufacturer Portal

### Temporary Import Exemption Application for EQUIPMENT (Box 7 on the HS-7)

To start the *Temporary Import Exemption for EQUIPMENT* application process through the Portal, select the *Document Type* on the *New Request* page. Document types can be seen in a drop-down list and once selected will allow the remainder of the fillable form to be completed. Fields marked with a red asterisk (\*) are required fields.

Before you start filling the form, the importers are advised to download the checklist from the link provided on the *New Request* page and prepare all the documents and data.

In the *Cover Letter*, please identify whether the submission is a new record or an update to an existing record and provide a description of the application. Type the captcha code and click the **Submit New Request** button to proceed to the next step.

**Manufacturer Portal** Powered by Version: TEST 3.15 last updated on 1/8/2022 [Release Notes](#) [Subscribe/Unsubscribe](#) [FAQ](#)

#### New Request

Here you can submit new form for VIN Requirements (49 CFR Part 565), Manufacturer Identification (49 CFR Part 566), Designation of U.S. Agent by Foreign Manufacturer (49 CFR Part 551, Subpart D), Equipment Plant Code Request (for Brake Hose, Glazing, New Tires, or Tire Retread), Adapted Vehicle Modifier Identification (49 CFR Part 595) or Replica Vehicle Registration (49 CFR Part 586), Replica Vehicles - Annual Report (49 CFR Part 586.12), Temporary Import Exemption Application for VEHICLES (Box 7 on the HS-7 Form) or Temporary Import Exemption Application for EQUIPMENT (Box 7 on the HS-7 Form)

You must ensure the accuracy of your submission. Any inaccuracy may result in a rejection of your submission or delay processing of your submission.

Fields marked with \* are required

**Document Type \*** Temporary Import Exemption Application for EQUIPMENT (Box 7 on the HS-7) ▼

The OMB Control Number for this information collection is 2127-0002. You can view the Paperwork Reduction Act statement [here](#).

Before you start with the form please download this checklist and prepare all the documents and data.

**Cover Letter / Submission Description \***

- Please identify whether this submission is a new record or an update to an existing record.
- If this is an update, you **MUST** identify all changes from the existing record.

Dear Sir/Madam,  
This is a new submission from Paramount companies.  
Thanks,  
George Smith

Maximum 25,000 characters

Please type in text from the picture \*

**Submit New Request**

#### Check Status

If you already submitted a request and you want to check its status you can follow the link received in the confirmation email.

The same email contains a Submission ID and you can type (or copy/paste) it here:

**Check Status of Submitted Request**

In *SECTION 1: Equipment*, the Importer is required to provide the following information:

- Contact information for official correspondence.
- Select the relevant application request option:
  - Select the first option if you are requesting for a new permission to import motor vehicles to the United States. The importer must provide information about the Broker.
  - Select the second option if you are only requesting to extend the expiration date of an existing permission. If other changes are also required, choose the third option to change an existing import permission. For an extension request, the importer must upload the previous permission letter and specify the requested duration of exemption.
  - Select the third option if you are adding or modifying operating locations, routes, vehicles, vehicle operations, expiration dates, or any other conditions established by a previous permission. For a change to an existing import permission, there is no need to provide the broker information or upload the previous submission letter.
- Equipment details: *Equipment Type, Total Quantity, Make/Brand, Model, TIN or S/N, Manufacture Year and Manufacture Month.*

Any person knowingly making a false declaration in this application is subject to a fine of not more than \$10,000 or imprisonment for not more than 5 years or both (18 U.S.C. 1001).

On the top of the page is a guide that shows the progress of the submission as it is completed.

Click the **Save & Continue** button to save the information and continue to the next page.

# Temporary Import Exemption Application for Equipment

Equipment	Equipment ... continued	Equipment Interacting with the Public	Other Information	Review and Confirmation
-----------	-------------------------	---------------------------------------	-------------------	-------------------------

**PAPERWORK REDUCTION ACT STATEMENT:** A federal agency may not conduct or sponsor, and a person is not required to respond to, nor shall a person be subject to a penalty for failure to comply with, a collection of information subject to the requirements of the Paperwork Reduction Act unless that collection of information displays a current valid OMB Control Number. The OMB Control Number for this information collection is 2127-0002. Expiration date: 9/30/2022. The information collected on this form is necessary to obtain a letter from NHTSA granting permission to temporarily import, for purposes of research, investigations, demonstrations or training, or competitive racing events, a motor vehicle or motor vehicle equipment that does not conform to all applicable Federal motor vehicle safety standards. The information is used to identify the vehicle or equipment to be imported and to verify that it is being imported for a permitted purpose. We estimate that it will take between 5 minutes and 10 hours to complete the form, depending on the intended use. The information collected is necessary to obtain an exemption under 49 U.S.C. 30114 and 49 CFR 591.5(j)(1) and 591.6(f)(1). Send comments regarding this burden estimate or any other aspect of this collection of information, including suggestions for reducing this burden to: Information Collection Clearance Officer, National Highway Traffic Safety Administration, 1200 New Jersey Ave, S.E., Room W51-312, Washington, DC, 20590.

**PRIVACY ACT OF 1974 COMPLIANCE INFORMATION:** The following information is provided in accordance with 5 U.S.C. 522a(e)(3) and applies to this form. The information required on this form is required by 49 U.S.C. Chapters 301, 325 and 331. This information is used by the U.S. Department of Transportation, National Highway Traffic Safety Administration (NHTSA) to monitor the importation of motor vehicles and motor vehicle equipment to ensure compliance with Federal Motor Vehicle Safety Standards, Bumper Standards and Theft Prevention Standards. The records may be routinely used by the cited agencies, the Environmental Protection Agency, and State Divisions of Motor Vehicles. In instances of alleged fraud, records may be used by law enforcement agencies. Failure to provide the required information will result in the refusal of entry of the vehicle(s) or equipment into the United States.

\* indicates a required field

## SECTION 1: Equipment

If your response contains any material that you claim is confidential business information, it is essential that you follow the instructions in our confidential business information regulations described in [49 CFR Part 512](#)

### Importer Information

Contact information for where official correspondence will be sent.

Name *	<input type="text" value="George Smith"/>	Country *	<input type="text" value="UNITED STATES (USA)"/>
Title *	<input type="text" value="Vice President"/>	Address *	<input type="text" value="123 Main Street"/>
Company Name *	<input type="text" value="paramount Companies"/>	City *	<input type="text" value="Lancaster"/>
Email *	<input type="text" value="GSmith@Paramount.com"/>	State *	<input type="text" value="PENNSYLVANIA"/>
Phone *	<input type="text" value="8889990000"/>	ZIP / Postal Code *	<input type="text" value="12345"/>

### This application requests \*

- A [new permission](#) to import equipment into the United States.
- An [extension](#) for an existing import permission. Select this option if you are only requesting to extend the expiration date of an existing permission. If other changes are also required, choose the option below.
- A [change](#) to an existing import permission for equipment already in the United States. This includes, but is not limited to, adding or modifying operating locations, routes, equipment, equipment operations, expiration dates, or any other conditions established by a previous permission.

### Broker Information

Name *	<input type="text" value="Madison Park"/>	Email *	<input type="text" value="ParamountCompanies@BOX7.com"/>
Company Name *	<input type="text" value="ABC marketing"/>	Phone *	<input type="text" value="1112223434"/>
Filer Code *	<input type="text" value="ABC500"/>		

### Equipment Information

Equipment Type *	<input type="text" value="Compressed Natural Gas Fuel Cc"/>	Total Quantity *	<input type="text" value="50"/>		
Make/Brand *	Model *	TIN or S/N *	Manufacture Year *	Manufacture Month *	
<input type="text" value="Paramount"/>	<input type="text" value="Super 250"/>	<input type="text" value="S100"/>	<input type="text" value="2021"/>	<input type="text" value="11"/>	<input type="button" value="Delete"/>
<input type="text" value="Paramount"/>	<input type="text" value="Super 500"/>	<input type="text" value="P250"/>	<input type="text" value="2021"/>	<input type="text" value="10"/>	<input type="button" value="Delete"/>

Any person knowingly making a false declaration is subject to a fine of not more than \$10,000 or imprisonment for not more than 5 years or both (18 U.S.C. 1001).

You will be given the opportunity to upload additional documents on the 'Other Information' page.

You will be given the opportunity to review and edit all sections on the 'Review and Confirmation' page before submitting your application.



**SECTION 1: Equipment** is continued on this page. The importer is required to provide the following information here:

- **1.1 Purpose of Exemption:** Select the purpose(s) of exemption from the following choices provided – Research, Investigation, Demonstration, Training and/or Competitive Racing Event.
- **1.2 Description of Use:** Describe how the vehicle will be used and include reasons for why public road is necessary.
- **1.3 Location:** Address and/or description of the location(s) where the Equipment will be used or tested.
- **1.4 Interaction with the Public:** Answer the questions about the interaction of equipment with the public.
- **1.5 Disposition:** Select the intended means of final disposition after completion of the purposes of importation.
- **1.6 Requested Duration of Exemption:** Specify the requested duration of exemption in weeks from the date of permission.

### Temporary Import Exemption Application for Equipment

<input checked="" type="checkbox"/> Equipment	<input checked="" type="checkbox"/> Equipment ... continued	<input checked="" type="checkbox"/> Equipment Interacting with the Public	<input type="checkbox"/> Other Information	<input checked="" type="checkbox"/> Review and Confirmation
---	---	---	--	---

\* indicates a required field

#### SECTION 1: Equipment ... continued



If your response contains any material that you claim is confidential business information, it is essential that you follow the instructions in our confidential business information regulations described in [49 CFR Part 512](#)

##### 1.1 Purpose of Exemption: \*

- Research
- Investigation
- Demonstration
- Training
- Competitive Racing Event

##### 1.2 Description of Use \* - Describe how the vehicle will be used and include reasons for why public road use is necessary.

The equipment is exported for demonstration purposes only.

##### 1.3 Location - Address and/or description of the location(s) where the Equipment will be used or tested. List all states, separated by commas, where operation or testing will take place.

###### Location Description \*

Parsons Factory industrial area

###### State(s) \*

CA,Az

##### 1.4 Interaction with the Public

###### 1.4.a. \* Will the equipment be used on public roads or outside of controlled laboratory/test track conditions at any time?

- Yes
- No

###### 1.4.b. \* Will the equipment be used near members of the public <sup>1</sup> (e.g., pedestrians, motor vehicle(s)) at any time?

- Yes
- No

###### 1.4.c. \* Will the equipment be involved in transporting members of the public <sup>1</sup> at any time?

- Yes
- No

##### 1.5 \*Disposition - Intended means of final disposition after completion of the purposes of importation

- Export
- Destroy Under CBP Supervision

##### 1.6 \*Requested Duration of Exemption in weeks from the date of permission

(permission may be extended beyond this duration with subsequent written permission from NHTSA)

30

You will be given the opportunity to upload additional documents on the 'Other Information' page.

You will be given the opportunity to review and edit all sections on the 'Review and Confirmation' page before submitting your application.

<sup>1</sup> For purposes of this form, "members of the public" includes anyone that is not employed by (or is an agent of) the manufacturer, importer, or operator of the subject vehicle(s) or a regulating authority. To the extent an educational institution is included as an importer, or operator, "members of the public" includes students of the educational institution.

Click the **Save & Continue** button to save the information and continue to the next page.

If you answered “Yes” to any of the questions in the *1.4 Interaction with the Public* segment, complete **SECTION 2: Equipment Interacting with the Public**. If not, proceed to [Other Information](#) page.

In **SECTION 2: Equipment Interacting with the Public**, the importer is required to provide the following information:

- **(2.1) Noncompliance with Specific FMVSS:** Various Federal Motor Vehicle Safety Standard (FMVSS) standards will be listed here based on the *Equipment Type* selection from *Section 1: Equipment*. For each standard listed, the importer must indicate if the vehicle meets the requirements.
  - Select “Yes” if the vehicle meets the requirement.
  - Select “No” or “Unknown” if the vehicle does not meet the requirement. Describe the potential noncompliance and explain how any risks resulting from the potential noncompliance will be mitigated. If the mitigation includes compliance with standards other than the FMVSS, identify each such standard and explain how the vehicle’s conformity to the other standard compares to compliance with the corresponding FMVSS provision.
  - Select “Not Applicable” if you believe that FMVSS does not apply and explain the reason for it.
- **(2.2) Insurance:** Indicate whether you maintain insurance coverage from a regulated insurance company at all times in a sufficient amount to cover liability for damages, including for bodily injury or death, that may result from the operation of the vehicle in the manner and location(s) described in the application.
- **(2.3) Photographs:** Provide photos of the equipment. If importing multiple items of equipment, provide photos of a single item of equipment that are representative of the group.

### Temporary Import Exemption Application for Equipment

Equipment	Equipment ... continued	Equipment Interacting with the Public	Other Information	Review and Confirmation
-----------	-------------------------	---------------------------------------	-------------------	-------------------------

\* Indicates a required field

#### SECTION 2: Equipment Interacting with the Public

If your response contains any material that you claim is confidential business information, it is essential that you follow the instructions in our confidential business information regulations described in [49 CFR Part 512](#)

##### 2.1 Non-compliance with Specific FMVSS

For each Federal Motor Vehicle Safety Standard (FMVSS) listed below, indicate if the vehicle meets the requirements.

- If you select **Yes**, you are indicating that the vehicle meets all requirements for that FMVSS.
- If you select **No** or **Unknown**, describe the potential noncompliance and explain how any risks resulting from the potential noncompliance will be mitigated. If the mitigation includes compliance with standards other than the FMVSS, identify each such standard and explain how the vehicle’s conformity to the other standard compares to compliance with the corresponding FMVSS provision.
- If you select **Not Applicable**, explain why you believe that FMVSS does not apply.

FMVSS	Meets the Requirements? *	Description/Explanation	Mitigation
304 - Compressed Natural Gas Fuel Container Integrity	<input checked="" type="radio"/> Yes <input type="radio"/> No <input type="radio"/> Unknown <input type="radio"/> Not applicable		

##### 2.2 Insurance \*

Will you maintain insurance coverage from a regulated insurance company at all times in a sufficient amount to cover liability for damages, including for bodily injury or death, that may result from the operation of the vehicle in the manner and location(s) described in this application?

- Yes  
 No

##### 2.3 Photographs \*


Provide photos of the equipment. If importing multiple items of equipment, provide photos of a single item of equipment that are representative of the group.

You will be given the opportunity to upload additional documents on the 'Other Information' page.  
 You will be given the opportunity to review and edit all sections on the 'Review and Confirmation' page before submitting your application.

Click the **Save & Continue** button to save the information and continue to the next page.

The *Other Information* step is optional. If the importer wants to upload any additional documentation to support the submission, they can do so, by clicking the **Add file(s)** button. Any additional information regarding the submission can be entered in the text box provided on this page.

## Temporary Import Exemption Application for Equipment

✓ Equipment	✓ Equipment ... continued	✓ Equipment Interacting with the Public	 Other Information	☑ Review and Confirmation
-------------	---------------------------	---	---	---------------------------

\* indicates a required field

### Other Information



If your response contains any material that you claim is confidential business information, it is essential that you follow the instructions in our confidential business information regulations described in [49 CFR Part 512](#)

Provide any additional information that may be useful (optional).

Provide additional documents, if needed (optional).

Add file(s)

Delete [Paramount Companies.pdf](#)

You will be given the opportunity to review and edit all sections on the 'Review and Confirmation' page before submitting your application.

Save & Continue


Cancel Submission

Click the **Save & Continue** button to save the information and continue to the next page.

The final step in the *Temporary Import Exemption Application for Equipment* submission process is to review and confirm the information entered. Click the blue **edit** buttons to edit the information entered. If the information is accurate upon review, click the **Submit** button. You can cancel the submission by clicking the **Cancel Submission** button.

## Temporary Import Exemption Application for Equipment

✓ Equipment	✓ Equipment ... continued	✓ Equipment Interacting with the Public	✓ Other Information	☑ Review and Confirmation
-------------	---------------------------	---	---------------------	---------------------------

 If your response contains any material that you claim is confidential business information, it is essential that you follow the instructions in our confidential business information regulations described in 49 CFR Part 512

Please review and confirm information on this page. You will not be able to edit this info upon submission.

Cover letter [Edit](#)

Cover Letter / Submission Description

Dear Sir/Madam,  
 This is the first submission request from our company.  
 Thanks,

SECTION 1: Equipment [Edit](#)

### Importer Information

Contact information for where official correspondence will be sent.

Name	George Smith	Country	UNITED STATES (USA)
Title	Vice President	Address	123 Main Street
Company Name	paramount Companies	City	Lancaster
Email	GSmith@Paramount.com	State / Province	PENNSYLVANIA
Phone	8889990000	ZIP / Postal Code	12345

### Broker Information

Name	Madison Park	Email	ParamountCompanies@BOX7.com
Company Name	ABC marketing	Phone	1112223434
Filer Code	ABC500		

### Equipment Information

Equipment Type	Compressed Natural Gas Fuel Containers	Total Quantity	50
----------------	--	----------------	----

Make/Brand	Model	TIN or S/N	Manufacture Year	Manufacture Month
Paramount	Super 250	S100	2021	11
Paramount	Super 500	P250	2021	10

SECTION 1: Equipment ... continued [Edit](#)

**1.1 Purpose of Import** Research  
Demonstration  
Training

**1.2 Description of Use** The equipment is exported for demonstration purposes only.

**1.3 Location - Address and/or description of the location(s) where the Equipment will be used or tested. List all states, separated by commas, where operation or testing will take place.**

**Location Description** Parsons Factory industrial area  
**State(s)** CA,Az

**1.4 Interaction with the Public**

a. Will the equipment be used on public roads or outside of controlled laboratory/test track conditions at any time?

Yes

b. Will the equipment be used near members of the public <sup>1</sup> (e.g., pedestrians, motor vehicle(s)) at any time?

No

c. Will the equipment be involved in transporting members of the public at any time?

No

**1.5 Duration and Disposition - Duration and intended means of final disposition**

Destroy Under CBP Supervision

**1.6 Requested Duration of Exemption:** 30 in weeks from the date of permission  
(permission may be extended beyond this duration with subsequent written permission from NHTSA)

SECTION 2: Equipment Interacting with the Public [Edit](#)

**2.1 Non-compliance with Specific FMVSS**

For each Federal Motor Vehicle Safety Standard (FMVSS) listed below, indicate if the vehicle meets the requirements.

- If you select **Yes**, you are indicating that the vehicle meets all requirements for that FMVSS.
- If you select **No** or **Unknown**, describe the potential noncompliance and explain how any risks resulting from the potential noncompliance will be mitigated. If the mitigation includes compliance with standards other than the FMVSS, identify each such standard and explain how the vehicle's conformity to the other standard compares to compliance with the corresponding FMVSS provision.
- If you select **Not Applicable**, explain why you believe that FMVSS does not apply.

FMVSS	Meets the Requirements?	Description/Explanation	Mitigation
304 - Compressed Natural Gas Fuel Container Integrity	Yes		

**2.2 Insurance**

Will you maintain insurance coverage from a regulated insurance company at all times in a sufficient amount to cover liability for damages, including for bodily injury or death, that may result from the operation of the vehicle in the manner and location(s) described in this application?

Yes

**2.3 Photographs**

Provide photos of the equipment. If importing multiple items of equipment, provide photos of a single item of equipment that are representative of the group.

[Sample1.jpg](#)

Other Information [Edit](#)

Provide any additional information that may be useful (optional).

Provide additional documents, if needed (optional).

[Paramount Companies.pdf](#)

You must ensure the accuracy of your submission. Any inaccuracy may result in a rejection of your submission or delay processing of your submission.

Any person knowingly making a false declaration is subject to a fine of not more than \$10,000 or imprisonment for not more than 5 years or both (18 U.S.C. 1001).

[Submit](#) [Cancel Submission](#)

Once an application is submitted, a *Submission ID* will be assigned to that application and will be visible on the completion page on portal. The manufacturer will receive an email from NHTSA to confirm the reception of the application. This email will have the *Submission ID* and a link to the submission.

The progress of a *Temporary Import Exemption Application for Equipment* submission can be checked at any time by entering the *Submission ID* into the *Check Status* box on the right side of the Manufacturer Portal home page.

### Check Status

If you already submitted a request and you want to check its status you can follow the link received in confirmation email.

The same email contains a **Submission ID** and you can type (or copy/paste) it here:

[Check Status of Submitted Request](#)

For any questions or concerns about the application or the temporary import exemption process, please email at [Box7Imports@dot.gov](mailto:Box7Imports@dot.gov).

## Appendix 15 - FMVSS Applicability to Vehicle Type and Equipment Items

FMVSS Applicability		Passenger Car	Bus		MPV		Truck		School Bus		Trailer		Motorcycle	LSV	Equipment
FMVSS No.	FMVSS Description		GVWR ≤ 4,536 kg	GVWR > 4,536 kg	GVWR ≤ 4,536 kg	GVWR > 4,536 kg	GVWR ≤ 4,536 kg	GVWR > 4,536 kg	GVWR ≤ 4,536 kg	GVWR > 4,536 kg	GVWR ≤ 4,536 kg	GVWR > 4,536 kg			
101	Controls and Displays	•	•	•	•	•	•	•	•	•					
102	Transmission shift lever sequence	•	•	•	•	•	•	•	•	•					
103	Windshield defrosting and defogging systems	•	•	•	•	•	•	•	•	•					
104	Windshield wiping and washing systems	•	•	•	•	•	•	•	•	•					
105	Hydraulic and electric brake systems	•	1	•	1	•	1	•	1	•					
106	Brake hoses	•	•	•	•	•	•	•	•	•	•	•	•		•
108	Lamps, reflective devices and associated equipment	•	•	•	•	•	•	•	•	•	•	•	•		•
109	New pneumatic and certain specialty tires	2	2		2		2		2		2				•
110	Tire selection & rims for vehicles with GVWR<4536 kg	•	•		•		•		•		•				•
111	Rearview mirrors	•	•	•	•	•	•	•	•	•			•		
113	Hood latch systems	•	•	•	•	•	•	•	•	•					
114	Theft protection	•	3		•		•		3						
116	Motor vehicle brake fluids	•	•	•	•	•	•	•	•	•	•	•	•		•
117	Retreaded pneumatic tires (for use on passenger cars)														•
118	Power-operated window, partition and roof panel systems	•			•		•								
119	New pneumatic tires for vehicles with GVWR>4536 kg & MC		4a	4	4a	4	4a	4	4a	4	4a	4	•		•
120	Tire selection & rims for vehicles with GVWR>4536 kg & MC			•		•		•		•		•	•		•
121	Air brake systems 5		•	•			•	•	•	•	•	•			
122	Motorcycle brake systems												•		

FMVSS Applicability		Passenger	Bus	MPV	Truck	School Bus	Trajectory	Motorcycle	LSV	Equipment
FMVSS No.	FMVSS Description		GVWR≤4,536 kg	GVWR>4,536 kg	GVWR≤4,536 kg	GVWR>4,536 kg	GVWR≤4,536 kg	GVWR>4,536 kg		
123	Motorcycle controls and displays									
124	Accelerator control systems	•	•	•	•	•	•	•		
125	Warning devices									•
126	Electronic stability control systems	•	•	•	•	•				
129	New non-pneumatic tires for passenger cars	2								•
131	School bus pedestrian safety devices					6	6			
135	Light vehicle brake systems	•	7	7	7	7				
136	Electronic stability control systems for heavy vehicles 8			•		•				
138	Tire pressure monitoring systems	•	9	9	9	9				
139	New pneumatic radial tires for light vehicles	2	2	2	2	2				•
141	Minimum sound requirement for hybrid and electric vehicles	•	•	•	•				•	
201	Occupant protection in interior impact	•	10	•	•	10				
202a	Head restraints	•	•	•	•	11				
203	Impact protection for driver from steering control system	•	•	•	•	•				
204	Steering control rearward displacement	•	12	12	12	12				
205	Glazing materials	•	•	•	•	•	•	•	•	•
206	Door locks and door retention components	•	•	•	•	•				
207	Seating systems	•	•	•	•	•	•			
208	Occupant crash protection	•	•	•	•	•	•			
209	Seat belt assemblies									•



FMVSS Applicability		Passenger Car	Bus		MPV		Truck		School Bus		Trailer		Motorcycle	LSV	Equipment
FMVSS No.	FMVSS Description		GVWR≤4,536kg	GVWR>4,536kg	GVWR≤4,536kg	GVWR>4,536kg	GVWR≤4,536kg	GVWR>4,536kg	GVWR≤4,536kg	GVWR>4,536kg	GVWR≤4,536kg	GVWR>4,536kg			
210	Seat belt assembly anchorages	●	●	●	●	●	●	●	●	●					
212	Windshield mounting	●	●		●		●		●						
213	Child restraint systems	●	●	●	●	●	●	●	●	●					●
214	Side impact protection	13	13		13		13		13						
216	Roof crush resistance	●	14		14		14								
216a	Roof crush resistance (Upgraded Standard) 15	●	●		●		●		●						
217	Bus emergency exits and window retention and release		●	●					●	●					
218	Motorcycle helmets														●
219	Windshield zone intrusion	●	●		●		●		●						
220	School bus rollover protection								●	●					
221	School bus body joint strength								●	●					
222	School bus passenger seating and crash protection								●	●					
223	Rear impact guards														●
224	Rear impact protection											16			
225	Child restraint anchorage systems	●			17		17		●						
226	Ejection Mitigation	18	18		18		18		18						
301	Fuel system integrity	●	●		●		●		●	●					
302	Flammability of interior materials	●	●	●	●	●	●	●	●	●					
303	Fuel systems of compressed natural gas vehicles	●	●		●		●		●	●					
304	Compressed natural gas fuel system integrity														●

FMVSS Applicability		Passenger Car	Bus	MPV	Truck	School Bus	Trailer	Motorcycle	LSV	Equipment
FMVSS No.	FMVSS Description		GVWR≤4,536kg	GVWR>4,536kg	GVWR≤4,536kg	GVWR>4,536kg	GVWR≤4,536kg	GVWR>4,536kg		
305	Electric-powered vehicles; electrolyte spillage and shock	●	●	●	●	●				
401	Interior trunk release	19								
403	Platform lift systems for motor vehicles 20									●
404	Platform lift installations in motor vehicles 20	●	●	●	●	●	●	●		
500	Low-speed vehicles 21								●	22

Endnotes:

1	GVWR > 3,500 kg (7,716 pounds)
2	See FMVSS 110, S4.1
3	Applicable to a bus with an automatic transmission and a "park" position (brake transmission shift interlock) See FMVSS 114, S5.3
4	See FMVSS 120, S5.1.1
4a	New pneumatic light truck tires with a tread depth of 18/32 inch or greater, for use on motor vehicles with a GVWR of 4,536 kilograms (10,000 pounds) or less and bias ply light truck tires
5	Except certain vehicles -- See FMVSS 121 for list
6	Except multifunction school activity buses
7	GVWR < 3,500 kg (7,716 pounds)
8	Applicable to specific buses and truck tractors with a GVWR > 11,793 kg (26,000 pounds)
9	Except vehicles with dual rear wheels
10	Upper head impacts (S6) limited to buses with GVWR ≤ 3,860 kg (8,509 pounds)
11	Driver's seat only
12	Unloaded vehicle weight < 2,495 kg (4,000 pounds)
13	For crash test, Bus, MPV, Truck GVWR < 2,722 kg (6,000 pounds); adv dummies & pole test phase-in begins 9/1/2010
14	GVWR < 2,722 kg (6,000 pounds); See FMVSS No. 216 for phase-out schedule
15	See FMVSS 216a for phase-in schedule
16	Certain trailer types are exempt
17	GVWR < 3,855 kg (8,500 pounds)
18	Except walk-in vans, modified roof vehicles, convertibles, or certain law enforcement vehicles, correctional institution vehicles, taxis and limousines. Phase-in began 9/1/2013
19	Passenger cars with a trunk, not a back door
20	Platform lifts designed to carry passengers into and out of a vehicle
21	GVWR < 1,361 kg (3,000 pounds); Max. Speed 40km/h (25mph); Min. Speed 32.2km/h (20 mph)
22	See list in S5(b) of FMVSS 500

# Appendix 16 – Sample Tire Registration Form – Independent Distributors and Dealers

<h1><u>IMPORTANT</u></h1>																							
In case of a recall, we can reach you only if we have your name and address. You <b>MUST</b> send in this card to be on our recall list.																							
<b>Do it today.</b>				<b>SHADED AREAS MUST BE FILLED IN BY SELLER</b>																			
QTY				TIRE IDENTIFICATION NUMBERS																			
CUSTOMER'S NAME (Please Print)																							
CUSTOMER'S Address																							
CITY STATE ZIP CODE																							
NAME OF DEALER WHICH SOLD TIRE																							
DEALER'S ADDRESS																							
CITY STATE ZIP CODE																							

## Document Revisions

Revision Date	Description
02/13/2017	Updated <i>FMVSS Applicability to Vehicle Type and Equipment Items</i> table in Appendix 8 for FMVSS No. 206.
07/12/2019	Added new label supplier's information to Appendix 5
01/21/2020	Updated <i>FMVSS Applicability to Vehicle Type and Equipment Items</i> table in Appendix 8
06/17/2020	Added 3 new label suppliers' information to Appendix 5
08/21/2020	Updated screenshots on Appendix 7
02/01/2021	Updated <i>FMVSS Applicability to Vehicle Type and Equipment Items</i> table in Appendix 8 for FMVSS No. 206.
03/03/2021	Updated screenshots on Appendix 6: Sample Search Screen, Search Results, and WMI search results pages.
08/05/2021	Updated correspondence information for Part 551 - Designate a Permanent Resident of the United States as its Agent for Service of Process.
04/26/2022	Added Appendix 8 - How to Enter 586 Submittals Using NHTSA's Manufacturer Portal.
06/13/2022	Added Appendix 9 - How to Enter 586 Submittals Using NHTSA's Manufacturer Portal and Appendix 10- How to Enter Replica Vehicles - Annual Report (49 CFR Part 586.12)
06/13/2022	Added Appendix 11 How to use Manufacturer ID feature for submitting 586 application (Domestic manufacturers only) Added Appendix 11 - How to Enter Replica Vehicles - Annual Report (49 CFR Part 586.12) Added Appendix 12 – How to Enter BOX 7 submittals Using NHTSA's Manufacturer Portal Temporary Import Exemption Application for VEHICLES (Box 7 on the HS-7 Form) Temporary Import Exemption Application for EQUIPMENT (Box 7 on the HS-7)
9/15/2022	Added Appendix 8 - How to enter Part 565 Submittal using NHTSA's Manufacturer Portal