

THE RECORD BOOK



THE UNIVERSITY OF ALABAMA

SINCE FORMATION OF SEC IN 1933

SINGLE GAME RECORDS

TOTAL OFFENSE

Most Plays:102 vs. Miami, 1969, 99 vs. UT (2003, 50Ts)
Most Yardage:833 vs. Virginia Tech, 1973
Highest Avg. Gain Per Play: ...11.9 vs. Virginia Tech, 1973
Fewest Plays:38 vs. Georgia, 1955
Least Yards:101 vs. LSU, 1958

RUSHING

Most Rushes:82 vs. Baylor, 1979
Most Yardage:748 vs. Virginia Tech, 1973
Most Touchdowns Rushing: ...10 vs. Delta State, 1951
Highest Avg. Gain Per Rush: ...11.9 vs. Virginia Tech, 1973
Fewest Rushes:13 vs. Georgia, 1955
Least Yards:6 vs. Penn State, 1990

PASSING

Most Attempts:55 vs. Auburn, 1969
Most Completions:32 vs. Tennessee, 1969 & 1989
Most Yards:484 vs. Auburn, 1969
Most Touchdowns Passing:7 vs. Southern Mississippi, 1950
Most Without Interception: ...41 vs. Miami, 1969
Fewest Attempts:1 vs. Georgia Tech, 1953
Fewest Completions:0 vs. several, MR vs. Ole Miss, 1988
Least Yards:0 vs. several, MR vs. Ole Miss, 1988
Highest Percentage of Passes Completed:
 (Min. of 10 att.):84.6 vs. Georgia Tech, 1947 (11 of 13)
 (Min. of 20 att.):80.0 vs. Arkansas 2006 (16 of 20)
 (Min. of 25 att.):80.0 vs. Southern Miss, 1950 (21 of 26)
Most Interceptions Thrown:8 vs. Tennessee, 1970
Most Interceptions Return Yards: .133 by Tennessee, 1970

SCORING

Most Points:89 vs. Delta State, 1951
First Half:52 vs. Vanderbilt, 1990
Most Touchdowns:13 vs. Delta St., 1951
Most PAT by Kicking:11 vs. Delta St., 1951; Va. Tech, 1973
Most Total PAT Points:11 vs. Delta St., 1951 Va. Tech, 1973
Most Field Goals:6 vs. SW Louisiana, 1990
Most Touchdowns by rushing: ...10 vs. Delta State, 1951
Most Touchdowns by passing: ...7 vs. Southern Mississippi, 1950

PUNTS

Most Punts:19 vs. Tennessee, 1932
Most Yards:914 vs. Tennessee, 1932
Best Average Punt:
 (Min. of 5):53.1 vs. Auburn, 1960
 (Min. of 10):46.6 vs. Mississippi State, 1958
 (Min. of 15):48.1 vs. Tennessee, 1932

PUNT RETURNS

Most Punts Returned:10 vs. Tennessee—1946,
vs. Kentucky—1946
and vs. Miss. State—1967
Most Yards Returned:204 vs. LSU, 1947

KICKOFF RETURNS

Most Kickoff Returns:9 vs. Southern California, 1970
Most Yards Returned:259 vs. Auburn, 1969

FIRST DOWNS

Total:34 vs. Penn State, 1983
By Rushing:28 vs. Mississippi State, 1986
By Passing:20 vs. Auburn, 1969
By Penalty:4 vs. TCU, 1956; Vanderbilt, 1966

Fewest Total:4 vs. Georgia, 1948; Tulane, 1949
Fewest Rushing:1 vs. Georgia, 1955; Tennessee, 1962
Fewest Passing:0 vs. several, MR vs. Ole Miss, 1988

FUMBLES

Total Number:12 vs. Southern Mississippi, 1952
Number Lost:7 vs. Southern Mississippi, 1952;
Mississippi State, 1981
Total Both Teams:17 vs. Mississippi State, 1981

TURNOVERS (Interceptions & Fumbles Lost)

Number:9 vs. Tennessee, 1970

PENALTIES

Most Times Penalized:16 vs. Georgia, 1995;
Middle Tennessee St., 2002
Most Yards Penalized:133 vs. Vanderbilt, 1957

* Starting in 2003, Bowl stats are included in records



Bobby Humphrey

ALABAMA'S OVERTIME RECORD

Overall Record:	3-6 (.333)	Regular-Season OT:	3-5 (.375)
SEC OT Record:	3-5 (.375)	Post-Season OT:	0-1 (.000)
Home OT Record:	2-3 (.400)	Record in 1 OT:	3-3 (.500)
Away OT Record:	1-1 (.500)	Record in 2 OT:	0-2 (.000)
Neutral OT Record:	0-1 (.000)	Record in 5 OT:	0-1 (.000)

Date	Result	Site
Oct. 4, 1997	Kentucky 40, Alabama 34 (OT)	Lexington
Oct. 10, 1998	Alabama 20, Ole Miss 17 (OT)	Tuscaloosa
Oct. 2, 1999	Alabama 40, Florida 39 (OT)	Gainesville
Jan. 1, 2000	Michigan 35, Alabama 34 (OT)	*Orange Bowl
Sept. 27, 2003	Arkansas 34, Alabama 31 (2 OT)	Tuscaloosa
Oct. 25, 2003	Tennessee 51, Alabama 43 (5 OT)	Tuscaloosa
Nov. 12, 2005	LSU 16, Alabama 13 (OT)	Tuscaloosa
Sept. 23, 2006	Arkansas 24, Alabama 23 (2 OT)	Fayetteville
Oct. 14, 2006	Alabama 26, Ole Miss 23 (OT)	Tuscaloosa

*Orange Bowl, Miami, Fla.

SEASON RECORDS

TOTAL OFFENSE

Most Plays:	.929, 2002
Most Yards Gained:	5,288, 1973
Highest Average Gain Per Play:	6.9, 1973
Most Yards Gained Per Game:	480.7, 1973
Touchdowns Rushing and Passing:	.58, 1945

RUSHING

Most Rushes:	.763, 1979
Most Yards Gained:	4,027, 1973
Most Yards Gained Per Game:	366.1, 1973
Highest Average Per Rush:	6.06, 1973
Most Touchdowns Rushing:	.46, 1971

PASSING

Most Attempts:	.393, 2006
Most Completions:	.230, 1989
Most Yards Gained:	2,767, 2006
Most Yards Gained Per Game:	270.7, 1969
Most Touchdown Passes:	.18, 1950
	.18, 2006
Highest Average Gain Per Attempt:	13.4, 1973
Most Interceptions Thrown:	.25, 1970

SCORING

Most Points:	.454, 1973
Most Points Scored Per Game:	44.0, 1945
Most Touchdowns Scored:	.61, 1973
Most PAT by Kicking:	.51, 1973
Most Field Goals:	.22, 1989

INTERCEPTIONS

Interceptions By:	.25, 1979
Yards Returned:	402, 1991
Average Per Return:	20.1, 1991
Touchdowns:	.4, 1995

PUNTS

Most Punts:	.92, 1941, 1946
Fewest Punts:	.39, 1973
Highest Average:	44.1, 1981, 1985
Yards:	3,497, 1946

PUNT RETURNS

Returns:	.95, 1940
Yards Returned:	.783, 1946
Average Per Return:	17.86, 1947

KICKOFF RETURNS

Most Returns:	.45, 1970
Yards Returned:	.892, 1970
Average Per Return:	28.94, 1962
Fewest Returns:	.13, 1961

FIRST DOWNS

Total:	.263, 1979
Rushing:	.213, 1979
Passing:	.134, 1989
Average Per Game:	.23.9, 1979

FUMBLES

Fewest Fumbles:	.9, 1945
Most Fumbles:	.50, 1981
Fewest Lost:	.1, 1938
Most Lost:	.27, 1952, 1981

TURNOVERS (INTERCEPTIONS & FUMBLES LOST)

Total:	.37, 1970 (25 ints., 12 fumbles)
--------	----------------------------------

PENALTIES

Most Penalties:	.121, 2002
Most Yards Penalized:	1,024, 2002
Fewest Penalties:	.31, 1949
Fewest Yards Penalized:	.263, 1967
Fewest Yards Penalized Per Game:	26.3, 1967



Quarterback **Andrew Zow** finished his career at Alabama with 5,958 total yards, second behind **Brodie Croyle** who finished with 6,205 yards in his career.

MOST PLAYS TOTAL OFFENSE

GAME	SEASON	CAREER
1. 59 Scott Hunter vs. Auburn (55 passes, 4 rushes) .1969	1. 461 JOHN PARKER WILSON (379 passes, 82 rushes) .2006	1. 1,052 Brodie Croyle (869 passes, 183 rushes) .2002-05
2. 58 Freddie Kitchens vs. Tennessee (43 passes, 15 rushes) .1995	2. 413 Brodie Croyle (341 passes, 72 rushes) .2003	2. 1,020 Andrew Zow (852 passes, 168 rushes) .1998-01
3. 57 Freddie Kitchens vs. Auburn (43 passes, 14 rushes) .1995	3. 403 Brodie Croyle (339 passes, 64 rushes) .2005	3. 949 Jay Barker (706 passes, 243 rushes) .1991-94
4. 56 Gary Hollingsworth vs. Auburn (49 passes, 7 rushes) .1989	4. 391 Walter Lewis (256 passes, 135 rushes) .1983	4. 904 Walter Lewis (504 passes, 400 rushes) .1980-83
5. 55 Scott Hunter vs. Tennessee (45 passes, 10 rushes) .1968	5. 383 Gary Hollingsworth (339 passes, 44 rushes) .1989	5. 872 Freddie Kitchens (680 passes, 192 rushes) .1993-97
6. 53 Freddie Kitchens vs. Florida (45 passes, 8 rushes) .1996	6. 324 Gary Hollingsworth (282 passes, 42 rushes) .1990	6. 821 Harry Gilmer (412 passes, 409 rushes) .1944-47
7. 52 Brodie Croyle vs. Oklahoma (42 passes, 10 rushes) .2003	7. 315 Jay Barker (243 passes, 72 rushes) .1992	7. 798 Tyler Watts (494 passes, 304 rushes) .1999-02
52 Gary Hollingsworth vs. Penn State (45 passes, 7 rushes) .1990	8. 313 Jay Barker (226 passes, 87 rushes) .1994	8. 773 Scott Hunter (672 passes, 101 rushes) .1968-70
9. 51 JOHN PARKER WILSON vs. Florida (40 passes, 11 rushes) .2006	9. 311 Tyler Watts (181 passes, 130 rushes) .2002	9. 729 Shaun Alexander (727 rush, 2 pass) .1996-99
10. 50 Andrew Zow vs. East Carolina (39 passes, 11 rushes) .1998	10. 309 Andrew Zow (256 passes, 53 rushes) .1998	10. 707 Gary Hollingsworth (621 passes, 86 rushes) .1989-90
50 Kenny Stabler vs. Tennessee (32 passes, 18 rushes) .1967		

MOST YARDAGE TOTAL OFFENSE

GAME

1. 457 Scott Hunter vs. Auburn (484 pass, minus 27 rush) 1969
2. 391 Jay Barker vs. Georgia (396 pass, minus 5 rush) 1994
3. 381 Mike Shula vs. Memphis State (367 pass, 14 rush) 1985
4. 378 Gary Hollingsworth vs. Tennessee (379 pass, minus 1 rush) 1989
5. 373 Walter Lewis vs. Penn State (336 pass, 37 rush) 1983
6. 352 Gary Hollingsworth vs. Ole Miss (363 pass, minus 11 rush) 1989
7. 47 Gary Hollingsworth vs. Auburn (340 pass, 7 rush) 1989
8. 345 Andrew Zow vs. Southern Miss (361 pass, minus 16 rush) 1998
9. 335 Freddie Kitchens vs. Auburn (302 pass, 33 rush) 1995

SEASON

1. 2,790 JOHN PARKER WILSON (2,207 pass, 83 rush) .2006
2. 2,343 Brodie Croyle (2,499 pass, minus 156 rush) .2005
3. 2,329 Walter Lewis (1,991 pass, 338 rush) .1983
4. 2,325 Gary Hollingsworth (2,379 pass, minus 54 rush) .1989
5. 2,311 Brodie Croyle (2,303 pass, 8 rush) .2003
6. 2,157 Scott Hunter (2,188 pass, minus 31 rush) .1969
7. 2,087 Walter Lewis (1,515 pass, 572 rush) .1982
8. 2,037 Mike Shula (2,009 pass, 28 rush) .1985
9. 1,997 Freddie Kitchens (2,124 pass, minus 127 rush) .1996
10. 1,889 Tyler Watts (1,325 pass, 564 rush) .2001

CAREER

1. 6,205 Brodie Croyle (6,382 pass, minus 177 rush) .2002-05
2. 5,958 Andrew Zow (5,983 pass, minus 25 rush) .1998-01
3. 5,690 Walter Lewis (4,257 pass, 1,433 rush) .1980-83
4. 5,409 Jay Barker (5,689 pass, minus 292 rush) .1991-94
5. 4,785 Scott Hunter (4,899 pass, minus 114 rush) .1968-70
6. 4,668 Tyler Watts (3,540 pass, 1,128 rush) .1999-02
7. 4,657 Harry Gilmer (2,894 pass, 1,763 rush) .1944-47
8. 4,598 Freddie Kitchens (4,669 pass, minus 71 rush) .1993-97
9. 4,151 Mike Shula (4,069 pass, 82 rush) .1983-86
10. 3,899 Jeff Rutledge (3,351 pass, 548 rush) .1975-78

MOST TDS TOTAL OFFENSE

GAME

- 1. 5 Santonio Beard vs. Ole Miss.....2002
(5 rushing)
- 5 Shaun Alexander vs. BYU1998
(5 rushing)
- 5 Gary Hollingsworth vs. Ole Miss1989
(5 passing)
- 4. 4 Dennis Riddle vs. Kentucky.....1996
(3 rushing, 1 receiving)
- 4 Shaun Alexander vs. LSU1996
(4 rushing)
- 4 Mike Shula vs. Memphis State.....1985
(4 passing)
- 4 Bobby Marlow vs. Georgia Tech1950
(3 rushing, 1 receiving)
- 4 Johnny Musso vs. Florida1971
(4 rushing)
- 4 David Casteal vs. Miss. State1988
(4 rushing)
- 4 Siran Stacy vs. Memphis State1989
(4 rushing)
- 4 Siran Stacy vs. Tennessee.....1989
(3 rushing, 1 receiving)

SEASON

- 1. 24 Shaun Alexander1999
(19 rush, 4 receiving, 1 KOR)
- 2. 22 Harry Gilmer (9 rush, 13 pass).....1945
- 3. 19 Walter Lewis (5 rush, 14 pass).....1983
- 4. 18 Siran Stacy (17 rush, 1 receiving)1989
- 5. 17 Shaun Alexander (13 rush, 4 receiving).1998
- 17 Bobby Humphrey (15 rush, 2 receiving) 1986
- 17 Mike Shula (1 rush, 16 pass)1985
- 8. 16 Shaud Williams2003
(14 rush, 1 receiving, 1 PR)
- 16 Johnny Musso (16 rush)1971
- 16 Richard Todd (9 rush, 7 pass).....1975

CAREER

- 1. 52 Harry Gilmer.....1944-47
(2 PR, 1 KOR, 1 IR, 19 rush, 29 pass)
- 2. 50 Shaun Alexander1996-99
(41 rush, 8 receiving, 1 KOR)
- 3. 42 Walter Lewis1980-83
(13 rush, 29 pass)
- 4. 41 Jeff Rutledge.....1975-78
(11 rush, 30 pass)
- 5. 40 Joe Namath1962-64
(15 rush, 25 pass)
- 40 Johnny Musso1969-71
(34 rush, 4 receiving, 2 pass)
- 40 Bobby Humphrey.....1985-88
(33 rush, 7 receiving)
- 8. 39 Andrew Zow.....1998-01
(35 pass, 4 rush)
- 9. 37 Mike Shula1983-86
(35 pass, 2 rush)

MOST YARDS TOTAL OFFENSE

GAME (PER PLAY)

(Min. 20 Plays)

- 11.1 Scott Hunter vs. Virginia Tech1969
(13 of 18 pass, 239 yards; ..4 rush for 5 yards)

(Min. 8 Plays)

- 33.3 Harry Gilmer vs. Kentucky1945
(2 of 2 pass, 50 yards; 6 rush for 216 yards)

SEASON (PER GAME)

- 1. 215.7 Scott Hunter1969
(2,157 yards in 10 games)
- 2. 211.7 Walter Lewis1983
(2,329 yards in 11 games)
- 3. 211.4 Gary Hollingsworth1989
(2,325 yards in 11 games)
- 4. 195.2 Brodie Croyle2005
(2,343 yards in 12 games)
- 5. 192.6 Brodie Croyle2003
(2,303 yards in 12 games)
- 6. 189.7 Walter Lewis1982
(2,087 yards in 11 games)
- 7. 185.2 Mike Shula1985
(2,037 yards in 11 games)
- 8. 184.8 David Smith1988
(1,478 yards in 8 games)

CAREER (PER GAME)

- 1. 170.9 Gary Hollingsworth1989-90
(3,759 in 22 games)
- 2. 170.9 Scott Hunter1968-70
(4,785 in 28 games)
- 3. 135.5 Walter Lewis1980-83
(5,690 in 42 games)
- 4. 133.9 Mike Shula1983-86
(4,151 in 31 games)

MOST YARDS RUSHING

GAME

- 1. 291 Shaun Alexander1996
vs. LSU (20 atts)
- 2. 284 Bobby Humphrey1986
vs. Miss. State (30 atts)
- 3. 233 Bobby Marlow1951
vs. Auburn (25 atts)
- 4. 221 Johnny Musso1970
vs. Auburn (42 atts)
- 5. 220 Bobby Humphrey1987
vs. Penn State (27 atts)
- 6. 217 Bobby Humphrey1986
vs. Tennessee (36 atts)
- 7. 216 Harry Gilmer1945
vs. Kentucky (6 atts)
- 8. 214 Shaun Alexander1999
vs. Ole Miss (36 atts)
- 9. 211 Siran Stacy1989
vs. LSU (28 atts)
- 10. 206 Shaun Alexander1998
vs. Vanderbilt (20 atts)

SEASON

- 1. 1,471 Bobby Humphrey (236 atts)1986
- 2. 1,383 Shaun Alexander (302 atts)1999
- 3. 1,367 Shaud Williams (280 atts)2003
- 4. 1,341 Sherman Williams (291 atts)1994
- 5. 1,255 Bobby Humphrey (238 atts)1987
- 6. 1,242 Kenneth Darby (239 atts)2005
- 7. 1,178 Shaun Alexander (258 atts)1998
- 8. 1,137 Johnny Musso (226 atts)1970
- 9. 1,088 Johnny Musso (191 atts)1971
- 10. 1,079 Dennis Riddle (242 atts)1996
- 1,079 Siran Stacy (216 atts)1989

MOST CONSECUTIVE RUSHES

- 1. 15 Sherman Williams vs. Arkansas 9-17-94
- 2. 13 Bobby Humphrey vs. Penn St. 9-12-87
- 3. 12 Dennis Riddle vs. Miss. St. 11-11-95
- 4. 11 Sherman Williams vs. Tulane 9-24-94
- 5. 9 Siran Stacy vs. Tennessee 10-21-89
- 9 Siran Stacy vs. Miss. St. 11-13-89

CAREER

1. 3,565 Shaun Alexander (727 atts)1996-99
2. 3,420 Bobby Humphrey (615 atts)1985-88
3. 3,324 Kenneth Darby (702 atts)2003-06
4. 2,741 Johnny Musso (574 atts)1969-71
5. 2,645 Dennis Riddle (612 atts)1994-97
6. 2,560 Bobby Marlow (408 atts)1950-52
7. 2,519 Johnny Davis (447 atts)1974-77
8. 2,486 Sherman Williams (535 atts)1991-94
9. 2,288 Shaud Williams (410 atts)2002-03
10. 2,270 Ricky Moore (469 atts)1981-84

MOST RUSHES

GAME

1. 42 Johnny Musso vs. Auburn (221 yds)1970
2. 40 Shaud Williams vs. Tennessee (166 yds)2003
3. 38 Dennis Riddle — twice
(184 yds) vs. Tennessee.....1996
(181 yds) vs. Miss. St.....1995
5. 36 Shaun Alexander — twice
(214 yds) vs. Ole Miss.....1999
(141 yds) vs. Southern Miss1998
7. 36 Kenneth Darby (200 yds.) vs. Miss. State2004
- 36 Bobby Humphrey vs. Penn State (220 yds)....1987
9. 35 Kenneth Darby (109 yds.) vs. LSU2004
- 35 Bobby Humphrey vs. LSU (177 yds)1987

SEASON

1. 302 Shaun Alexander (1,383 yds)1999
2. 291 Sherman Williams (1,341 yds).....1994
3. 280 Shaud Williams (1,367 yds).....2003
4. 258 Shaun Alexander (1,178 yds)1998
5. 242 Dennis Riddle (1,079 yds)1996
6. 239 Kenneth Darby (1,242 yards).....2005
7. 238 Bobby Humphrey (1,255 yds).....1987
8. 236 Dennis Riddle (969 yds)1995
9. 236 Bobby Humphrey (1,471 yds).....1986
10. 226 Johnny Musso (1,137 yds).....1970

CAREER

1. 727 Shaun Alexander (3,565 yds).....1996-99
2. 702 Kenneth Darby (3,324 yards).....2003-06
3. 615 Bobby Humphrey (3,420 yds)1985-88
4. 612 Dennis Riddle (2,645 yds)1994-97
5. 574 Johnny Musso (2,741 yds)1969-71
6. 535 Sherman Williams (2,486 yds)1991-94
7. 469 Ricky Moore (2,270 yds)1981-84
8. 447 Johnny Davis (2,519 yds)1974-77
9. 429 Siran Stacy (2,105 yds)1989-91
10. 410 Shaud Williams (2,288 yds)2002-03

AVERAGE GAIN PER RUSH

GAME

(Min. 5 attempts)

1. 36.0 Harry Gilmer vs. Kentucky.....1945
(216 yards on 6 atts)
2. 28.4 Jimmy Taylor vs. Virginia Tech1973
(142 yards on 5 atts)
3. 23.3 Tony Nathan vs. Vanderbilt.....1978
(163 yards on 7 atts)
4. 16.4 Tony Nathan vs. Miss. State.....1977
(115 yards on 7 atts)

(Min. 10 attempts)

1. 14.1 Santonio Beard vs. Tennessee.....2001
(141 yards on 10 atts)
2. 13.8 Bobby Marlow vs. Georgia Tech1950
(180 yards on 13 atts)
3. 13.2 Ahmaad Galloway vs. Vanderbilt2000
(172 yards on 13 atts)

4. 12.0 Tony Nathan vs. Miss. State1978
(145 yards on 12 atts)
5. 11.6 Corky Tharp vs. Virginia Tech1952
(163 yards on 14 atts)

(Min. 15 attempts)

1. 11.3 Siran Stacy vs. Vanderbilt.....1991
(180 on 16 atts)
2. 10.7 Gene Jelks vs. Auburn1985
(192 on 18 atts)

(Min. 20 attempts)

1. 14.6 Shaun Alexander vs. LSU1996
(291 yards on 20 atts)
2. 10.3 Shaun Alexander vs. Vanderbilt1998
(206 yards on 20 atts)
3. 9.5 Steadman Shealy vs. Miss. State1979
(190 yards on 20 atts)
4. 9.3 Bobby Marlow vs. Auburn1951
(233 on 25 atts)

(Min. 30 attempts)

1. 9.46 Bobby Humphrey vs. Miss. State.....1986
(284 on 30 atts)

SEASON

(Min. 100 attempts)

1. 7.5 Bobby Marlow1950
(882 on 118 atts)
2. 6.7 Johnny Davis1975
(820 on 123 atts)
3. 6.4 Bobby Marlow1951
(728 on 114 atts)
4. 6.7 Kerry Goode1983
(693 on 103 atts)
5. 6.1 Calvin Culliver1974
(708 on 116 atts)
6. 5.7 Johnny Musso1971
(1,088 on 191 atts)
7. 5.7 Ricky Moore1983
(947 on 166 atts)
8. 5.6 Johnny Davis1976
(668 on 119 atts)
9. 5.4 Bobby Marlow1952
(950 on 176 atts)
- 5.4 Ricky Moore1982
(600 on 111 atts)

(Min. 200 attempts)

1. 6.2 Bobby Humphrey1986
(1,471 on 236 atts)
2. 5.3 Bobby Humphrey1987
(1,255 on 238 atts)
3. 5.2 Kenneth Darby2005
(1,242 on 236 atts)
4. 5.0 Johnny Musso1970
(1,137 on 226 atts)

CAREER

(Min. 200 attempts)

1. 7.2 Wilbur Jackson....1971-73
(1,529 on 212 atts)
2. 6.4 Tony Nathan1975-78
(1,997 on 310 atts)
3. 6.3 Dixie Howell1933-34
(1,508 on 238 atts)
4. 6.0 Lowell Tew1944-47
(1,829 on 304 atts)
5. 5.9 Ray Hudson2001-04
(1,639 on 278 atts)
6. 5.7 Major Ogilvie1977-80
(1,718 on 299 atts)
7. 5.5 Linnie Patrick1980-83
(1,463 on 265 atts)
8. 5.4 Calvin Culliver1973-76
(1,568 on 290 atts)
9. 5.3 Kerry Goode1983-87
(1,350 on 253 atts)
10. 5.2 Steadman Shealy 1977-79
(1,393 on 269 atts)

(Min. 400 attempts)

1. 6.3 Bobby Marlow1950-52
(2,560 on 408 atts)
2. 5.6 Shaud Williams...2002-03
(2,288 on 410 atts)
3. 5.6 Bobby Humphrey.1985-88
(3,420 on 615 atts)
4. 5.6 Johnny Davis1974-77
(2,519 on 447 atts)
5. 5.1 Kenneth Darby....2003-06
(2,489 on 492 atts)
- 5.1 Shaun Alexander .1996-99
(2,182 on 425 atts)

MOST RUSHING TOUCHDOWNS

GAME


1.	5	Santonio Beard vs. Ole Miss	2002
	5	Shaun Alexander vs. BYU	1998
3.	4	Johnny Musso vs. Fla.	1971
	4	David Casteal vs. Miss. St.	1988
	4	Siran Stacy vs. Memphis St.	1989
	4	Shaun Alexander vs. LSU	1996

SEASON

1.	19	Shaun Alexander	1999
2.	17	Siran Stacy	1989
3.	16	Johnny Musso	1971
4.	15	Bobby Humphrey	1986
5.	15	Cotton Clark	1962
6.	15	Tony Nathan	1977
7.	14	Shaud Williams	2003
8.	13	Shaud Williams	2003
9.	12	Bobby Marlow	1951
10.	12	Craig Turner	1982
11.	12	Shaun Alexander	1998
12.	12	Santonio Beard	2002

CAREER

1.	41	Shaun Alexander	1996-99
2.	34	Johnny Musso	1969-71
3.	33	Bobby Humphrey	1985-88
4.	29	Tony Nathan	1975-78
5.	27	Sherman Williams	1991-94
6.	26	Bobby Marlow	1950-52



LONGEST TOUCHDOWN RUSHES (80+ YARDS)

1.	96	Chris Anderson vs. Temple	1991
2.	95	Harry Gilmer vs. Kentucky	1945
3.	92	Bobby Marlow vs. Georgia Tech	1950
4.	87	Calvin Culliver vs. Virginia Tech	1973
	87	Billy Jackson vs. Florida	1978
6.	85	Danny Woodson vs. Temple	1991
	85	Calvin Culliver vs. Vanderbilt	1974
7.	84	Dave Brown vs. South Carolina	1942
8.	83	Lowell Tew and Bill Cadenhead vs. Georgia	1947
	83	Corky Tharp vs. Virginia Tech	1952
	83	Bobby Humphrey vs. Miss. St.	1987
11.	82	Tony Nathan vs. Miss. State	1977
12.	81	Johnny Cain vs. St. Mary's	1932
	81	Joe Kilgrow vs. Miss. State	1936
14.	80	Shaud Williams vs. Arkansas	2003
	80	Shaud Williams vs. Arkansas	2002
	80	Herschel Mosley vs. Vanderbilt	1939
	80	Benny Nelson vs. Auburn	1963
	80	Wilbur Jackson vs. Tennessee	1973
	80	Jimmy Taylor vs. Virginia Tech	1973
	80	Shaud Williams vs. Arkansas	2002
	80	Shaud Williams vs. Arkansas	2003

Shaun Alexander rushed for five touchdowns in the Tide's 1998 home opener against BYU, placing him atop the list for most rushing touchdowns in a game. The Tide's Santonio Beard also rushed for five touchdowns against Ole Miss in 2002.

MOST PASS ATTEMPTS

GAME

1. 55 Scott Hunter vs. Auburn1969
(30 completions, 484 yards)
2. 49 Gary Hollingsworth vs. Auburn1989
(27 completions, 340 yards)
3. 46 Gary Hollingsworth vs. Tennessee1989
(32 completions, 379 yards)
4. 45 Freddie Kitchens vs. Florida1996
(19 completions, 264 yards)
- 45 Scott Hunter vs. Tennessee1968
(19 completions, 187 yards)
- 45 Gary Hollingsworth vs. Penn St.1990
(19 completions, 135 yards)
7. 43 Freddie Kitchens vs. Tennessee1995
(20 completions, 204 yards)
- 43 Freddie Kitchens vs. Auburn1995
(19 completions, 302 yards)
- 43 Gary Hollingsworth vs. Ole Miss1989
(25 completions, 363 yards)
- 43 Gary Hollingsworth vs. Penn St.1989
(26 completions, 244 yards)

SEASON

1. 379 **JOHN PARKER WILSON**2006
(216 completions, 2,707 yards)
2. 341 Brodie Croyle2003
(182 completions, 2,303 yards)
3. 339 Brodie Croyle2005
(202 completions, 2,499 yards)
4. 339 Gary Hollingsworth1989
(205 completions, 2,379 yards)
5. 302 Freddie Kitchens1996
(162 completions, 2,124 yards)
6. 282 Gary Hollingsworth1990
(140 completions, 1,462 yards)
7. 266 Scott Hunter1969
(157 completions, 2,188 yards)
8. 264 Andrew Zow1999
(148 completions, 1,799 yards)
9. 256 Andrew Zow1998
(143 completions, 1,969 yards)
- 256 Walter Lewis1983
(144 completions, 1,991 yards)

CAREER

1. 869 Brodie Croyle2002-05
(488 completions, 6,382 yards)
2. 852 Andrew Zow1998-01
(459 completions, 5,983 yards)
3. 706 Jay Barker1991-94
(402 completions, 5,689 yards)
4. 680 Freddie Kitchens1993-97
(343 completions, 4,668 yards)
5. 672 Scott Hunter1968-70
(382 completions, 4,899 yards)
6. 621 Gary Hollingsworth1989-90
(345 completions, 3,842 yards)
7. 578 Mike Shula1983-86
(313 completions, 4,069 yards)
8. 504 Walter Lewis1980-83
(286 completions, 4,257 yards)
9. 494 Tyler Watts1999-02
(284 completions, 3,540 yards)
10. 412 Harry Gilmer1944-47
(219 completions, 2,863 yards)

MOST PASS COMPLETIONS

GAME

1. 32 Gary Hollingsworth vs. Tennessee1989
(46 atts., 379 yards)
2. 30 Scott Hunter vs. Auburn1969
(55 atts., 484 yards)
3. 28 Andrew Zow vs. Florida1999
(40 atts., 336 yards)
4. 27 Gary Hollingsworth vs. Auburn1989
(49 atts., 340 yards)
5. 26 Andrew Zow vs. Southern Miss1998
(35 atts., 361 yards)
- 26 Jay Barker vs. Mississippi State1994
(35 atts., 325 yards)
- 26 Jay Barker vs. Georgia1994
(34 atts., 396 yards)
- 26 Gary Hollingsworth vs. Penn State1989
(43 atts., 244 yards)
- 25 Walter Lewis vs. Penn State1983
(35 atts., 336 yards)
- 25 Gary Hollingsworth vs. Ole Miss1989
(43 atts., 363 yards)
- 25 Jay Barker vs. Ole Miss1992
(39 atts., 285 yards)

SEASON

1. 216 **JOHN PARKER WILSON**2006
(379 attempts, 2,707 yards)
2. 205 Gary Hollingsworth1989
(339 atts., 2,379 yards)
3. 202 Brodie Croyle2005
(339 atts., 2,499 yards)
4. 182 Brodie Croyle2003
(341 atts., 2,303 yards)
5. 157 Scott Hunter1969
(266 atts., 2,188 yards)
6. 152 Freddie Kitchens1996
(302 atts., 2,124 yards)
7. 148 Andrew Zow1999
(264 atts., 1,799 yards)
8. 144 Walter Lewis1983
(256 atts., 1,991 yards)
9. 143 Andrew Zow1998
(256 atts., 1,969 yards)
10. 140 Gary Hollingsworth1990
(282 atts., 1,462 yards)

CAREER

1. 488 Brodie Croyle2002-05
(869 atts., 6,382 yards)
2. 459 Andrew Zow1998-01
(852 atts., 5,983 yards)
3. 402 Jay Barker1991-94
(706 atts., 5,689 yards)
4. 382 Scott Hunter1968-70
(672 atts., 4,899 yards)
5. 345 Gary Hollingsworth1989-90
(621 atts., 3,842 yards)
6. 343 Freddie Kitchens1993-97
(680 atts., 4,668 yards)
7. 313 Mike Shula1983-86
(578 atts., 4,069 yards)
8. 291 Andrew Zow1998-01
(520 atts., 3,768 yards)
9. 286 Walter Lewis1980-83
(504 atts., 4,257 yards)
10. 284 Tyler Watts1999-02
(494 atts., 3,540 yards)

MOST YARDS PASSING

GAME

- 484 Scott Hunter vs. Auburn (30 of 55)1969
- 396 Jay Barker vs. Georgia (26 of 34)1994
- 379 Gary Hollingsworth vs. Tennessee (32 of 46)1989
- 367 Mike Shula vs. Memphis St. (24 of 34)1985
- 363 Gary Hollingsworth vs. Ole Miss (25 of 43)1989
- 340 Gary Hollingsworth vs. Auburn (27 of 49)1989
- 336 Andrew Zow vs. Florida (28 of 40)1999
- 336 Walter Lewis vs. Penn State (25 of 35)1983
- 325 Jay Barker vs. Miss. State (26 of 35)1994
- 312 Jay Barker vs. Tennessee (22 of 40)1993

SEASON


- 2,707 **JOHN PARKER WILSON** (216 of 379)2006
- 2,499 Brodie Croyle (202 of 339)2005
- 2,379 Gary Hollingsworth (205 of 339)1989
- 2,303 Brodie Croyle (182 of 341)2003
- 2,188 Scott Hunter (157 of 266)1969
- 2,124 Freddie Kitchens (152 of 302)1996
- 2,009 Mike Shula (138 of 229)1985
- 1,996 Jay Barker (139 of 226)1994
- 1,991 Walter Lewis (144 of 256)1983
- 1,969 Andrew Zow (143 of 256)1998

CAREER


- 6,382 Brodie Croyle (488 of 869)2002-05
- 5,983 Andrew Zow (459 of 852)1998-01
- 5,689 Jay Barker (402 of 706)1991-94
- 4,899 Scott Hunter (382 of 672)1968-70
- 4,668 Freddie Kitchens (343 of 680)1993-97
- 4,257 Walter Lewis (286 of 504)1980-83
- 4,069 Mike Shula (313 of 578)1983-86
- 3,842 Gary Hollingsworth (345 of 621)1989-90
- 3,540 Tyler Watts (284 of 494)1999-02
- 3,351 Jeff Rutledge (207 of 372)1975-78



Brodie Croyle



Jay Barker



Scott Hunter

MOST TOUCHDOWN PASSES

GAME

- 5 Gary Hollingsworth vs. Ole Miss1989
- 4 Mike Shula vs. Memphis State1985
- 3 Brodie Croyle vs. Arkansas2003
- 3 Tyler Watts vs. Miss. State2002
- 3 Andrew Zow vs. Houston1999
- 3 Andrew Zow vs. LSU1998
- 3 Andrew Zow vs. Southern Miss1998
- 3 Jimmy Nelson vs. Vanderbilt1940
- 3 Ed Salem vs. Georgia Tech1950
- 3 Bart Starr vs. Georgia1953
- 3 Albert Elmore vs. Tennessee1954
- 3 Joe Namath vs. Georgia1962
- 3 Joe Namath vs. Tennessee1963
- 3 Steve Sloan vs. Auburn1964
- 3 Ken Stabler vs. Southern Miss1966
- 3 Ken Stabler vs. Southern Miss1967
- 3 Wayne Trimble vs. Miss. State1966
- 3 Neb Hayden vs. Ole Miss1970
- 3 Jeff Rutledge vs. Auburn1978
- 3 Walter Lewis vs. Penn State1983
- 3 Jay Barker vs. Arkansas1993
- 3 Freddie Kitchens vs. Auburn1996
- 3 **JOHN PARKER WILSON** vs. Arkansas2006

SEASON

- 17 **JOHN PARKER WILSON**2006
- 16 Brodie Croyle2003
- 16 Mike Shula1985
- 14 Brodie Croyle2005
- 14 Walter Lewis1983
- 14 Freddie Kitchens1996
- 14 Jay Barker1994
- 14 Gary Hollingsworth1989
- 13 Harry Gilmer1945
- 13 Joe Namath1962
- 13 Jeff Rutledge1978
- 13 Mike Shula1986

CAREER

- 41 Brodie Croyle2002-05
- 35 Andrew Zow1998-01
- 35 Mike Shula1983-86
- 30 Freddie Kitchens1993-97
- 30 Jeff Rutledge1975-78
- 29 Harry Gilmer1944-47
- 29 Walter Lewis1980-83
- 27 Scott Hunter1968-70
- 26 Jay Barker1991-94
- 25 Joe Namath1962-64

BEST COMPLETION PERCENTAGE

GAME

- (Min. 10 completions)
- 86.7% Walter Lewis vs. Ole Miss (13 of 15)1983
 - 86.7% Danny Woodson vs. Vanderbilt (13 of 15)1991
 - 84.6% Harry Gilmer vs. Ga. Tech (11 of 13)1947
- (Min. 15 completions)
- 84.2% Ken Stabler vs. Ole Miss (16 of 19)1966
 - 81.8% Andrew Zow vs. Ole Miss (18 of 22)2000
 - 80.0% **JOHN PARKER WILSON** vs. Arkansas (16 of 20)2006
- (Min. 20 completions)
- 80.0% Tyler Watts vs. South Carolina (20 of 25)2001
 - 76.5% Jay Barker vs. Georgia (26 of 34)1994
 - 75.9% Andrew Zow vs. Auburn (22 of 29)2000
 - 75.9% Scott Hunter vs. Ole Miss (22 of 29)1969
- (Min. 30 completions)
- 69.6% Gary Hollingsworth vs. Tennessee (32 of 46)1989
 - 54.5% Scott Hunter vs. Auburn (30 of 55)1969

SEASON

(Min. 50 completions)

1. 64.9% Ken Stabler (74 of 114)1966
2. 64.8% Harry Gilmer (57 of 88)1945
3. 64.0% Joe Namath (64 of 100)1964
4. 61.3% Harry Gilmer (57 of 93)1947
5. 60.6% Steve Sloan (97 of 160)1965

(Min. 100 completions)

1. 62.2% Walter Lewis (102 of 164)1982
2. 61.9% Tyler Watts (112 of 181)2002
3. 61.5% Jay Barker (139 of 226)1994
4. 60.5% David Smith (135 of 223)1988
5. 60.3% Mike Shula (138 of 229)1985

(Min. 200 completions)

1. 60.5% Gary Hollingsworth (205 of 339)1989
2. 59.6% Brodie Croyle (202 of 339)2005

CAREER

(Min. 100 completions)

1. 60.7% Steve Sloan (142 of 234)1963-65
2. 59.6% David Smith (171 of 287)1985-88
3. 59.4% Ken Stabler (180 of 303)1965-67

(Min. 200 completions)

1. 57.5% Tyler Watts (284 of 494)1999-02
2. 57.2% **JOHN PARKER WILSON** (223 of 390) . . .2005-present
3. 56.9% Jay Barker (402 of 706)1991-94
4. 56.8% Scott Hunter (382 of 672)1968-70
5. 56.6% Walter Lewis (286 of 504)1980-83
6. 56.2% Brodie Croyle (488 of 869)2002-05
7. 55.6% Gary Hollingsworth (345 of 621)1989-90
- 55.6% Jeff Rutledge (207 of 372)1975-78

MOST CONSECUTIVE COMPLETIONS

1. 12 Andrew Zow vs. Ole Miss2000
2. 11 Jay Barker vs. Miss. State1994
3. 10 Gary Hollingsworth vs. Ole Miss1989
- 10 Gary Hollingsworth vs. LSU1989
- 10 Ken Stabler vs. Ole Miss (8) & Clemson (2) . . .1966
- 10 Jay Barker vs. Tulane (8) & Vanderbilt (2)1993

MOST CONSECUTIVE PASSES WITHOUT AN INTERCEPTION

1. 190 Brodie Croyle2002-05
2. 155 Jay Barker1993-94
3. 135 Freddie Kitchens1997
4. 104 **JOHN PARKER WILSON**2006
5. 100 Jeff Rutledge1977-78
- 100 David Smith1988

LONGEST SCORING PASS PLAYS (75+ YARDS)

1. 94 Freddie Kitchens to Michael Vaughn vs. Florida1996
2. 90 Jeff Dunn to Pierre Goode vs. Tennessee1987
3. 87 Albert Elmore to Bobby Luna vs. Tulsa1954
- 87 Brodie Croyle to Zach Fletcher vs. Miss. State2003
5. 85 Gary Rutledge to Joe Dale Harris vs. California1973
6. 81 Ken Coley to Joey Jones vs. Vanderbilt1981
7. 80 Gary Rutledge to Wayne Wheeler vs. Tennessee1973
- 80 Walter Lewis to Jesse Bendross vs. Ole Miss1982
9. 79 Ken Stabler to Dennis Homan vs. Louisiana Tech . . .1966
- 79 **JOHN PARKER WILSON** to **DJ HALL** vs. Arkansas . . .2006
11. 77 Freddie Kitchens to Toderick Malone vs. So. Miss. . . .1993
- 77 Gary Rutledge to Wayne Wheeler vs. LSU1973
- 77 Ed Salem to Bill Abston vs. Tulane1949
14. 76 Brodie Croyle to Keith Brown vs. Texas Tech*2006
15. 75 Clell Hobson to Ken McAfee vs. Villanova1951
- 75 Gary Hollingsworth to Siran Stacy vs. Tennessee . . .1989
- 75 Jay Barker to Kevin Lee vs. Memphis State1991

ALABAMA'S WINNINGEST QUARTERBACKS

- | | | |
|-----------|---------------------------|------|
| 1. 35-2-1 | Jay Barker (1991-94) | .934 |
| 2. 30-9-2 | Harry Gilmer* (1944-47) | .756 |
| 3. 26-2-4 | Pat Trammell (1959-61) | .875 |
| 4. 33-5-0 | Jeff Rutledge (1976-78) | .868 |
| 5. 22-2-1 | "Dixie" Howell* (1937-34) | .900 |
| 6. 22-8-1 | Mike Shula (1984-86) | .721 |
| 7. 21-3-0 | Joe Namath (1962-64) | .875 |
| 8. 21-3-0 | Terry Davis (1971-72) | .875 |

*Gilmer and Howell both played in single wing formations in which they did not lineup as a quarterback, but were their team's pass thrower.

MOST INTERCEPTIONS THROWN

GAME

1. 5 Kenny Stabler vs. Tennessee1967
- 5 Scott Hunter vs. Tennessee1970
- 5 Jeff Rutledge vs. Nebraska1977

SEASON

1. 16 Gary Hollingsworth (339 atts.)1989
2. 15 Scott Hunter (179 atts.)1970
- 15 Walter Lewis (256 atts.)1983
- 15 Mike Shula (235 atts.)1986

CAREER

1. 32 Scott Hunter (672 atts.)1968-70
- 32 Andrew Zow (852 ats)1998-01
3. 30 Mike Shula (578 atts.)1983-86
4. 29 Gary Hollingsworth (621 atts.)1989-90
5. 28 Walter Lewis (504 atts.)1980-83

LOWEST INTERCEPTION PERCENTAGE

SEASON

(Min. 100 attempts)

- 1.5% Pat Trammell (2 of 133)1961

CAREER

(Min. 200 attempts)

- 1.8% Pat Trammell (4 of 225)1959-61



Gary Hollingsworth

MOST RECEPTIONS**GAME**

1.	12	David Bailey , twice vs. Tennessee (153 yards)1969 vs. Tennessee (150 yards)1970
2.	11	DJ HALL vs. Utah State (157 yards)2005 (157 yards)
	11	Quincy Jackson vs. Brigham Young (104 yards)1998
	11	Dennis Homan vs. Southern Miss (135 yards)1967
5.	10	DJ HALL , twice vs. Tennessee (139 yards)2005 vs. Mississippi State (125 yards)2006
	10	Freddie Milons vs. Florida (119 yards) . .1999
	10	Kevin Turner vs. Ole Miss (126 yards) . .1989
8.	9	Antonio Carter vs. South Carolina2000 (75 yards)
	9	Freddie Milons, twice vs. Ole Miss (133 yards)1999 vs. Miss. State (94 yards)1999
	9	Ray Perkins vs. Ole Miss (94 yards) . . .1966
	9	David Bailey , twice vs. Auburn (187 yards)1969 vs. Ole Miss (115 yards)1969
	9	Siran Stacy vs. Tennessee1989 (158 yards)

SEASON

1.	65	Freddie Milons (733 yards)1999
2.	62	DJ HALL (1,056 yards)2006
3.	61	David Palmer (1,000 yards)1993
4.	56	David Bailey (781 yards)1969
5.	55	David Bailey (790 yards)1970
6.	54	Dennis Homan (820 yards)1967
7.	51	Lamonde Russell (622 yards)1989
8.	48	DJ HALL (676 yards)2005
	48	Quincy Jackson (621 yards)1998
	48	Kevin Turner (465 yards)1989

CAREER

1.	152	Freddie Milons (1,859 yards)1998-01
2.	132	David Bailey (1,857 yards)1969-71
3.	127	DJ HALL (1,918 yards)2004-present
4.	108	Lamonde Russell (1,332 yards)1987-90
5.	106	Antonio Carter (1,294 yards)1999-04
6.	106	Curtis Brown (1,568 yards)1991-95
7.	102	David Palmer (1,611 yards)1991-93
8.	102	Ozzie Newsome (2,070 yards)1974-77
9.	97	Kevin Turner (928 yards)1988-91
10.	95	KEITH BROWN (1,527 yards) . .2004-present

MOST RECEIVING YARDS**GAME**

1.	217	David Palmer vs. Vanderbilt1993 (8 catches)
2.	187	David Bailey vs. Auburn1969 (9 catches)
3.	173	Toderick Malone vs. Georgia1994 (8 catches)
4.	171	David Palmer vs. Miss. St.1993 (8 catches)
5.	159	Dennis Homan vs. Florida State1967 (6 catches)
6.	158	Siran Stacy vs. Tennessee1989 (9 catches)
	158	Ken MacAfee vs. Villanova1951 (6 catches)
8.	157	DJ HALL vs. Utah State2005 (11 catches)
	157	Antonio Carter vs. Ole Miss2000 (8 catches)
10.	153	Curtis Brown vs. Miss. State1994 (8 catches)
	153	David Bailey vs. Tennessee1969 (12 catches)

SEASON

1.	1,056	DJ HALL (62 catches)2006
2.	1,000	David Palmer (61 catches)1993
3.	820	Dennis Homan (54 catches)1967
3.	804	Ozzie Newsome (36 catches)1977
4.	790	David Bailey (55 catches)1970
5.	781	David Bailey (56 catches)1969
6.	756	Al Lary (35 catches)1950
7.	733	Freddie Milons (65 catches)1999
8.	702	Michael Vaughn (39 catches)1996
9.	676	DJ HALL (48 catches)2005
10.	648	Albert Bell (37 catches)1985

CAREER

1.	2,070	Ozzie Newsome (102 catches)1974-77
2.	1,918	DJ HALL (127 catches)2004-present
3.	1,859	Freddie Milons (152 catches)1998-01
4.	1,857	David Bailey (132 catches)1969-71
5.	1,611	David Palmer (102 catches)1991-93
6.	1,568	Curtis Brown (106 catches)1991-95
7.	1,527	KEITH BROWN (95 catches) . .2004-present
8.	1,495	Dennis Homan (87 catches)1965-67
9.	1,386	Joey Jones (71 catches)1980-83
10.	1,368	Toderick Malone (73 catches)1993-95

**HIGHEST
AVERAGE GAIN PER CATCH**

GAME

(Min. 4 catches)

1. 34.5 Quincy Jackson vs. LSU (4 for 138 yards)1998
2. 33.7 Joey Jones vs. Penn State (4 for 135 yards)1981
3. 31.0 Freddie Milons vs. UCLA (4 for 124 yards)2001
4. 30.8 Ozzie Newsome vs. Auburn (4 for 123 yards)1977
5. 28.4 Michael Vaughn vs. Florida (5 for 142 yards)1996
6. 27.5 Ken MacAfee vs. Villanova (6 for 165 yards)1951
7. 24.0 Michael Vaughn vs. Southern Miss (4 for 96 yards)1998
- 24.0 **DJ HALL** vs. Arkansas (6 for 144 yards)2006
8. 22.0 **KEITH BROWN** vs. Hawai'i (6 for 132 yards)2006
9. 21.8 Toderick Malone vs. North Texas (4 for 87 yards)1995

(Min. 8 catches)

1. 27.1 David Palmer vs. Vanderbilt (8 for 217 yards)1993
2. 21.6 Toderick Malone vs. Georgia (8 for 173 yards)1994
3. 20.8 David Bailey vs. Auburn (9 for 187 yards)1969
4. 19.6 Antonio Carter vs. Ole Miss (8 for 157 yards)2000
5. 18.1 Jesse Bendross vs. Penn State (8 for 145 yards)1983

SEASON

(Min. 15)

1. 27.9 Wayne Wheeler (19 for 530 yards)1973
2. 23.7 Zach Fletcher (21 for 498 yards)2003
3. 22.3 Ozzie Newsome (36 for 804 yards)1977
4. 21.6 Al Lary (35 for 756)1950
5. 21.2 Ozzie Newsome (25 for 529)1976

(Min. 50)

1. 17.0 **KEITH BROWN** (62 for 1,056)2006
2. 16.4 David Palmer (61 for 1,000)1993
3. 15.2 Dennis Homan (54 for 820)1967

CAREER

(Min. 50)

1. 22.7 Wayne Wheeler (55 for 1,246)1971-73
2. 20.5 George Ranager (53 for 1,084)1968-70
3. 20.3 Ozzie Newsome (102 for 2,070)1974-77
4. 19.8 Keith Pugh (54 for 1,070)1977-79
5. 19.6 Al Lary (60 for 1,178)1948-50

(Min. 100)

1. 20.3 Ozzie Newsome (102 for 2,070)1974-77
2. 15.8 David Palmer (102 for 1,611)1991-93
3. 15.1 **DJ HALL** (127 for 1,918)2004-present
4. 14.1 David Bailey (132 for 1,857)1969-71
5. 12.3 Lamonde Russell (108 for 1,332)1987-90

MOST TOUCHDOWN RECEPTIONS

GAME


1. 3 Al Lary1950
vs. Southern Miss
- 3 Al Lary1950
vs. Tulane
- 3 Dennis Homan1967
vs. Southern Miss
- 3 Michael Vaughn1998
vs. Southern Miss

SEASON

1. 10 Al Lary1950
2. 9 Dennis Homan1967
3. 8 Al Bell1985
5. 7 Ray Perkins1966
- 7 Wayne Wheeler1972
- 7 David Palmer1993
- 6 David Bailey1970
- 6 Ozzie Newsome1976
- 6 Joey Jones1982
- 6 Curtis Brown1994
- 6 Michael Vaughn1996

CAREER

1. 18 Dennis Homan1965-67
2. 16 Ozzie Newsome1974-77
3. 15 Joey Jones1980-83
4. 14 Al Lary1948-50
5. 13 David Bailey1969-71
6. 11 Wayne Wheeler1971-73
- 11 Jesse Bendross1980-83
- 11 Al Bell1985-86
- 11 David Palmer1991-93
- 11 Toderick Malone1993-95
- 11 Curtis Brown1991-95
- 11 **DJ HALL**2004-present



Joey Jones

100-YARD RUSHERS

291	Shaun Alexander vs. LSU, 1996
284	Bobby Humphrey vs. Miss. St., 1986
233	Bobby Marlow vs. Auburn, 1951
221	Johnny Musso vs. Auburn, 1970
220	Bobby Humphrey vs. Penn St., 1987
217	Bobby Humphrey vs. Tennessee, 1986
216	Harry Gilmer vs. Kentucky, 1945
214	Shaun Alexander vs. Ole Miss, 1999
211	Siran Stacy vs. LSU, 1989
206	Shaun Alexander vs. Vanderbilt, 1998
204	Bobby Humphrey vs. Auburn, 1986
200	Kenneth Darby vs. LSU, 2004
199	Santonio Beard vs. Auburn, 2001
197	Kenneth Darby vs. Southern Miss., 2004
193	Johnny Musso vs. Ole Miss, 1971
192	Gene Jelks vs. Auburn, 1985
191	Sherman Williams vs. Tulane, 1994
190	Steadman Shealy vs. Miss. St., 1979
188	Derrick Lassic vs. Tulane, 1992
184	Dennis Riddle vs. Tennessee, 1996
182	Shaun Alexander vs. Auburn, 1999
180	Siran Stacy vs. Vanderbilt, 1991
180	Bobby Marlow vs. Georgia Tech, 1950
181	Dennis Riddle vs. Miss. St., 1995
177	Bobby Humphrey vs. LSU, 1987
174	Shaud Williams vs. Kentucky, 2003
174	Dennis Riddle vs. LSU, 1995
173	Shaun Alexander vs. Louisiana Tech, 1999
172	Ahmaad Galloway vs. Vanderbilt, 2000
170	Ray Hudson vs. Arkansas, 2004
170	Shaud Williams vs. USM, 2003
169	Calvin Culliver vs. Maryland, 1974
169	Siran Stacy vs. Memphis St., 1989
168	Gene Jelks vs. Miss. St., 1985
167	Shaun Alexander vs. Houston, 1999
167	Johnny Musso vs. Auburn, 1971
166	Shaud Williams vs. Tennessee, 2003
165	Shaun Alexander vs. Arkansas, 1999
164	Sherman Williams vs. Auburn, 1994
163	Corky Tharp vs. Virginia Tech, 1952
163	Tony Nathan vs. Vanderbilt, 1978
162	Kenneth Darby vs. Ole Miss, 2006
162	Tyler Watts vs. South Carolina, 2001
162	Bobby Humphrey vs. Vanderbilt, 1987
160	Shaud Williams vs. Hawaii, 2002
159	Johnny Musso vs. Miss. St., 1970
156	Johnny Musso vs. Houston, 1970
156	Walter Lewis vs. Cincinnati, 1982
155	Johnny Davis vs. Washington, 1975
154	Dennis Riddle vs. N.C. St., 1996
153	Sherman Williams vs. UT-Chattanooga, 1994
153	Johnny Davis vs. Vanderbilt, 1977
149	Chris Anderson vs. LSU, 1992
149	Siran Stacy vs. Miss. St., 1989
148	Sherman Williams vs. Arkansas, 1993
147	Kenneth Darby vs. Utah State, 2005
147	Billy Jackson vs. Florida, 1978
146	Bobby Marlow vs. Vanderbilt, 1950
145	Kenneth Darby vs. South Carolina, 2005
145	Wilbur Jackson vs. Tennessee, 1973
145	Tony Nathan vs. Miss. St., 1978
144	Ahmaad Galloway vs. Vanderbilt, 2001
143	Kevin Turner vs. LSU, 1991
143	Pat Trammell vs. Tulane, 1959
143	Murry Hill, vs. Kentucky, 1988
142	Sherman Williams vs. Arkansas, 1994
142	Sherman Williams vs. Tennessee, 1994
142	Jimmy Taylor vs. Virginia Tech, 1973
142	Kerry Goode vs. Auburn, 1983
142	Derrick Lassic vs. Tennessee, 1992
141	Santonio Beard vs. Tennessee, 2001
141	Shaun Alexander vs. Southern Miss, 1998
141	Curtis Alexander vs. Ole Miss, 1997
141	Tony Nathan vs. Auburn, 1976
140	Dennis Riddle vs. Ole Miss, 1996
139	Johnny Musso vs. Florida, 1970
138	Santonio Beard vs. Ole Miss, 2002

80	138 Wilbur Jackson vs. Va. Tech, 1973
137	Murry Hill vs. Penn St., 1988
135	Shaud Williams vs. Arkansas, 2003
135	Shaud Williams vs. Southern Miss, 2002
135	Bobby Humphrey vs. Miss. St., 1987
134	Santonio Beard vs. Arkansas, 2002
134	Bobby Humphrey vs. LSU, 1986
132	Shaun Alexander vs. Tennessee, 1998
132	Bobby Marlow vs. Auburn, 1952
132	Bobby Marlow vs. Tennessee, 1950
131	Shaud Williams vs. LSU, 2002
131	Wilbur Jackson vs. Va. Tech, 1972
131	Dennis Riddle vs. Auburn, 1996
130	Johnny Davis vs. LSU, 1976
129	Ahmaad Galloway vs. LSU, 2000
129	Bobby Humphrey vs. Temple, 1986
127	Ahmaad Galloway vs. Auburn, 2001
127	Bobby Humphrey vs. Tennessee, 1987
127	Calvin Culliver vs. Va.Tech, 1973
127	Bobby Humphrey vs. Vanderbilt, 1985
126	Joe Roddam vs. Duquesne, 1948
126	Johnny Davis vs. LSU, 1977
125	Shaun Alexander vs. Ole Miss, 1998
125	Sherman Williams vs. Vanderbilt, 1994
125	Kerry Goode vs. Tennessee, 1983
125	Siran Stacy vs. Tennessee, 1989
123	Johnny Musso vs. Houston, 1971
122	Kenneth Darby vs. Miss. State, 2005
122	Don Jacobs vs. Florida, 1979
121	Linnie Patrick vs. Kentucky, 1980
120	Curtis Alexander vs. Kentucky, 1997
120	Sherman Williams vs. Vanderbilt, 1993
120	Siran Stacy vs. Southern Miss, 1989
120	Chris Anderson vs. South Carolina, 1992
119	Shaud Williams vs. Arkansas, 2002
119	Jack O'Rear vs. Tennessee, 1976
118	Sherman Williams vs. Ole Miss, 1994
118	Calvin Culliver vs. Vanderbilt, 1974
117	Lowell Tew vs. Georgia, 1947
116	Ray Hudson vs. Ole Miss, 2004
116	Red Noonan vs. Southwestern Louisiana, 1946
116	Linnie Patrick vs. Vanderbilt, 1983
116	Gene Jelks vs. Vanderbilt, 1986
116	Chris Anderson vs. LSU, 1990
115	Kenneth Darby vs. Duke, 2006
115	Shaun Alexander vs. BYU, 1998
115	Johnny Musso vs. Tennessee, 1971
115	Tony Nathan vs. Miss. St., 1977
115	Pete Moore vs. Miss. St., 1968
114	Bobby Marlow vs. Miss. St., 1952
114	Craig Turner vs. Texas A&M, 1985
114	Bobby Humphrey vs. Florida, 1986
113	Johnny Musso vs. Vanderbilt, 1970
113	Bobby Marlow vs. Auburn, 1950
112	Johnny Davis vs. Tennessee, 1975
112	Derrick Lassic vs. Arkansas, 1992
111	Kenneth Darby vs. Utah State, 2004
111	Ray Hudson vs. Utah State, 2004
111	Linnie Patrick vs. Ole Miss, 1980
110	Tyler Watts vs. Ole Miss, 2001
110	Billy Cadenhead vs. Duquesne, 1949
110	Corky Tharp vs. Georgia, 1952
110	Pat Trammell vs. Vanderbilt, 1961
110	Steve Bowman vs. Vanderbilt, 1965
109	Kenneth Darby vs. LSU, 2004
109	Santonio Beard vs. LSU, 2002
109	Shaun Alexander vs. Vanderbilt, 1999
109	Shaun Alexander vs. LSU, 1998
109	Siran Stacy vs. UT-Chattanooga, 1991
109	Major Oglivie vs. Tennessee, 1979
109	Bimbo Melton vs. Auburn, 1951
109	Ricky Moore vs. Southern Miss., 1982
109	Ricky Moore vs. Boston College, 1983
109	Ricky Moore vs. Auburn, 1983
108	Ken Coley vs. LSU, 1981
108	Billy Jackson vs. Ole Miss, 1980
107	Albert Elmore vs. Tennessee, 1954
107	Steve Whitman vs. Auburn, 1979
107	Murry Hill vs. Ole Miss, 1988

160	106 Shaun Alexander vs. Florida, 1999
106	Shaun Alexander vs. Miss. St., 1996
106	Sherman Williams vs. Tulane, 1993
106	Sherman Williams vs. South Carolina, 1993
106	Richard Todd vs. California, 1973
106	Pat Trammell vs. UT- Chattanooga, 1959
106	Ricky Moore vs. LSU, 1983
106	Bobby Humphrey vs. Cincinnati, 1985
106	Siran Stacy vs. Penn St., 1989
106	Chris Anderson vs. Miss. St., 1990
105	Bobby Humphrey vs. Memphis St., 1986
104	Kenneth Darby vs. LSU, 2005
104	Sherman Williams vs. Louisiana Tech, 1993
104	Willie Shelby vs. Ole Miss, 1974
104	Pete Moore vs. Miss. St., 1969
104	Johnny Davis vs. Auburn, 1977
104	Major Oglivie vs. Auburn, 1978
104	Ricky Moore vs. Miss. St., 1983
104	Bobby Humphrey vs. Vanderbilt, 1988
103	Dennis Riddle vs. Miss. St., 1996
103	Bobby Marlow vs. Delta St., 1951
103	Johnny Davis vs. TCU, 1975
103	Murry Hill vs. Miss. St., 1988
103	Murry Hill vs. Ole Miss, 1989
102	Siran Stacy vs. LSU, 1991
102	Jeff Rutledge vs. Auburn, 1977
102	Lowell Tew vs. Tulane, 1947
102	Billy Richardson vs. Georgia, 1960
102	Pete Moore vs. Vanderbilt, 1968
102	Steve Bisceglia vs. Auburn, 1972
102	Richard Todd vs. Virginia Tech, 1973
102	Ricky Moore vs. Southern Miss., 1983
101	Kenneth Darby vs. Florida, 2005
101	Tyler Watts vs. UTEP, 2001
101	Bobby Marlow vs. Florida, 1950
101	Mike Stock vs. Miss. St., 1975
101	Tony Nathan vs. Ole Miss, 1976
100	Kenneth Darby vs. Ole Miss, 2005
100	Paul Ott Carruth vs. Georgia, 1984
100	Derrick Lassic vs. South Carolina, 1992

TWO BACKS OVER 100 YARDS

2004	Kenneth Darby (111 yds.) and Ray Hudson (111 yds.) vs. Utah State 9-4-04
2001	Santonio Beard (199) and Ahmaad Galloway (127) vs. Auburn 11-17-01
1996	Shaun Alexander (106) and Dennis Riddle (103) vs. Miss. St. 10-15-96
1992	Chris Anderson (120) and Derrick Lassic (100) vs. South Carolina 10-3-92
1991	Kevin Turner (143) and Siran Stacy (102) vs. LSU 10-9-91
1983	Kerry Goode (142) and Ricky Moore (109) vs. Auburn 12-3-83
1980	Linnie Patrick (111) and Billy Jackson (108) vs. Ole Miss 9-20-80
1977	Johnny Davis (104) and Jeff Rutledge (102) vs. Auburn 11-26-77
1973	James Taylor (142), Wilbur Jackson (138), Calvin Culliver (127) and Richard Todd (102) vs. Virginia Tech 10-27-73
1951	Bobby Marlow (223) and Bimbo Melton (109) vs. Auburn 12-2-51

MOST CAREER 200-YARD GAMES

4	Bobby Humphrey, 284 vs. Miss. State 1/11/86; 220 vs. Penn State 9/12/87; 217 vs. Tennessee 10/18/86; 204 vs. Auburn 11/29/86
3	Shaun Alexander, 291 vs. LSU 11/8/96; 214 vs. Ole Miss 10/16/99; 206 vs. Vanderbilt 9/12/98

MOST CAREER 100-YARD GAMES

- 1. 15 Shaun Alexander1996-99
- 15 Bobby Humphrey1985-88
- 3. 12 Kenneth Darby2003-06
- 12 Sherman Williams1991-94
- 5. 9 Shaud Williams2002-03
- 9 Siran Stacy1989-91
- 9 Johnny Musso1969-71
- 9 Bobby Marlow1950-52
- 9. 7 Dennis Riddle1994-97
- 7 Johnny Davis1974-77

100-YARD RECEIVERS

- 217 David Palmer vs. Vanderbilt, 1993
- 187 David Bailey vs. Auburn, 1969
- 173 Toderick Malone vs. Georgia, 1994
- 171 David Palmer vs. Miss. State, 1993
- 159 Dennis Homan vs. Florida St., 1967
- 158 Siran Stacy vs. Tennessee, 1989
- 158 Ken MacAfee vs. Villanova, 1951
- 157 **DJ HALL** vs. Utah State, 2005
- 157 Antonio Carter vs. Ole Miss, 2000
- 10 153 Curtis Brown vs. Miss. State, 1994
- 153 David Bailey vs. Tennessee, 1969
- 151 Wayne Wheeler vs. Vanderbilt, 1973
- 150 David Bailey vs. Tennessee, 1970
- 148 Keith Pugh vs. Va. Tech, 1978
- 145 Jesse Bendross vs. Penn State, 1983
- 145 Ozzie Newsome vs. Notre Dame, 1976
- 144 **DJ HALL** vs. Arkansas, 2006
- 141 **KEITH BROWN** vs. Texas Tech, 2006
- 142 **DJ HALL** vs. LSU, 2006
- 20 142 Michael Vaughn vs. Florida, 1996
- 139 **DJ HALL** vs. Tennessee, 2005
- 138 Quincy Jackson vs. LSU, 1998
- 135 Joey Jones vs. Penn State, 1981
- 135 Dennis Homan vs. Southern Miss, 1967
- 134 Tyrone Prothro vs. Florida, 2005
- 134 Tyrone Prothro vs. Southern Miss, 2005
- 133 Freddie Milons vs. Ole Miss, 1999
- 132 **KEITH BROWN** vs. Hawai'i, 2006
- 132 Ozzie Newsome vs. Nebraska, 1977
- 30 131 Toderick Malone vs. Southern Miss, 1995
- 131 Joe Dale Harris vs. California, 1973
- 130 **DJ Hall** vs. Southern Miss, 2005
- 129 David Palmer vs. Southern Miss, 1993
- 128 Triandos Luke vs. Miss. State, 2002
- 126 Keith Pugh vs. Miami, 1979
- 125 **DJ HALL** vs. Mississippi State, 2006
- 125 Jesse Bendross vs. Ole Miss, 1982
- 124 **DJ HALL** vs. Duke, 2006
- 124 Freddie Milons vs. UCLA, 2001
- 40 124 Terry Jones, Jr. vs. Houston, 1999
- 124 Ozzie Newsome vs. Louisville, 1977
- 121 Preston Gothard vs. Tennessee, 1983
- 120 Gene Jelks vs. Miss. State, 1985
- 120 George Ranager vs. Southern Miss, 1968
- 119 **DJ HALL** vs. Ole Miss, 2006
- 119 Freddie Milons vs. Florida, 1999
- 119 Quincy Jackson vs. Ole Miss, 1997
- 119 Curtis Brown vs. Florida, 1994
- 119 Ozzie Newsome vs. Auburn, 1977
- 118 Zach Fletcher vs. Miss. State, 2003
- 50 117 **DJ HALL** vs. Florida, 2006

60

70

80

- 117 Craig Turner vs. Ole Miss, 1989
- 117 Wayne Wheeler vs. LSU, 1973
- 116 Lamonde Russell vs. Auburn, 1989
- 115 Sam Collins vs. LSU, 2002
- 115 David Bailey vs. Ole Miss, 1969
- 114 George Ranager vs. Clemson, 1968
- 112 Al Bell vs. Penn State, 1985
- 112 Ozzie Newsome vs. Southern Miss, 1975
- 112 Wayne Wheeler vs. LSU, 1972
- 111 Wayne Wheeler vs. Southern Miss, 1972
- 111 Dennis Homan vs. Louisiana Tech, 1966
- 110 Jason McAddley vs. Arkansas, 1999
- 110 Shaun Alexander vs. Miss.St., 1998
- 110 Bubba Sawyer vs. Auburn, 1969
- 110 Dennis Homan vs. Clemson, 1967
- 110 Al Lary vs. Tulane, 1950
- 109 Freddie Milons vs. Arkansas, 1999
- 106 Ozzie Newsome vs. Miami, 1977
- 105 Greg Richardson vs. Memphis St., 1986
- 104 Antonio Carter vs. UCLA, 2001
- 104 Quincy Jackson vs. BYU, 1998
- 104 Calvin Hall vs. Ole Miss, 1998
- 103 Greg Payne vs. Kentucky, 1988
- 103 Joey Jones vs. Miss. State, 1982
- 103 Dennis Homan vs. Vanderbilt, 1967
- 102 **DJ HALL** vs. Tennessee, 2006
- 102 Triandos Luke vs. Vanderbilt, 2002
- 102 Michael Vaughn vs. NC St., 1996
- 102 Lamonde Russell vs. Vanderbilt, 1989
- 102 Ray Perkins vs. Auburn, 1966
- 102 Richard Williamson vs. Georgia, 1962
- 101 **NIKITA STOVER** vs. Auburn, 2006
- 101 David Palmer vs. Florida, 1992
- 101 Greg Payne vs. Auburn, 1988
- 101 David Bailey vs. Southern Cal, 1970
- 101 Steve Doran vs. Ole Miss, 1970


100 YARDS

- 2005 Tyrone Prothro (134) and DJ Hall vs. Southern Miss, 9/10/05
- 2001 Freddie Milons (124) and Antonio Carter (104) vs. UCLA, 9/1/01
- 1999 Jason McAddley (110) and Freddie Milons (109) vs. Arkansas, 9/25/99
- 1969 David Bailey (187) and Bubba Sawyer (110) vs. Auburn, 11/29/69

MOST CAREER 100-YARD GAMES

- 1. 10 **DJ HALL**2004-present
- 2. 6 Ozzie Newsome1974-76
- 3. 5 David Bailey1969-71
- 5 Dennis Homan1965-67
- 5. 4 Freddie Milons1998-01
- 4 Wayne Wheeler1971-73
- 4 David Palmer1991-93

Ozzie Newsome had six career 100-yard receiving games.



MOST POINTS**GAME**

1.	30	Santonio Beard vs. Ole Miss2002
		(5 touchdowns)	
	30	Shaun Alexander vs. BYU1998
		(5 touchdowns)	
3.	24	Shaun Alexander vs. Florida1999
		(4 touchdowns)	
	24	Shaun Alexander vs. LSU1996
		(4 touchdowns)	
	24	Dennis Riddle vs. Kentucky1996
		(4 touchdowns)	
	24	Siran Stacy vs. Memphis State1989
		(4 touchdowns)	
	24	Siran Stacy vs. Tennessee1989
		(4 touchdowns)	
	24	David Casteal vs. Miss. State1988
		(4 touchdowns)	
	24	Johnny Musso vs. Florida1971
		(4 touchdowns)	
	24	Bobby Marlow vs. Georgia Tech1950
		(4 touchdowns)	

SEASON

1.	144	Shaun Alexander1999
		(24 touchdowns)	
2.	108	Siran Stacy1989
		(18 touchdowns)	
3.	104	Bobby Humphrey1986
		(17 touchdowns, 1-2pt.)	
4.	102	Shaun Alexander1998
		(17 touchdowns)	
5.	100	Philip Doyle1989
		(22 FGs, 34 PATs)	
	100	Johnny Musso1971
		(16 touchdowns, 2-2-pt.)	
7.	97	Michael Proctor1993
		(22 FGs, 31 PATs)	
	97	Philip Doyle1990
		(24 FGs, 25 PATs)	
9.	96	Shaud Williams2003
		(16 touchdowns)	
10.	94	Michael Proctor1992
		(19 FGs, 37 PATs)	

CAREER

1.	345	Philip Doyle1987-90
		(1 touchdown, 78 FGs, 105 PATs)	
2.	326	Michael Proctor1992-95
		(65 FGs, 131 PATs)	
3.	312	Van Tiffin1983-86
		(59 FGs, 135 PATs)	
4.	300	Shaun Alexander1996-99
		(50 touchdowns)	
5.	242	Bobby Humphrey1985-88
		(40 touchdowns, 2pt.)	
6.	232	Johnny Musso1969-71
		(38 touchdowns, 2-2pt.)	
7.	211	Bill Davis1971-73
		(26 FGs, 133 PATs)	

MOST TOUCHDOWNS**GAME**

1.	5	Santonio Beard vs. Ole Miss2003
		(5 rushing)	
	5	Shaun Alexander vs. BYU1998
		(5 rushing)	
3.	4	Shaun Alexander vs. Florida1999
		(3 rushing, 1 receiving)	
	4	Shaun Alexander vs. LSU1996
		(4 rushing)	
	4	Dennis Riddle vs. Kentucky1996
		(3 rushing, 1 receiving)	
	4	Siran Stacy vs. Memphis State1989
		(4 rushing)	
	4	Siran Stacy vs. Tennessee1989
		(3 rushing, 1 receiving)	
	4	David Casteal vs. Miss. State1988
		(4 rushing)	
	4	Johnny Musso vs. Florida1971
		(4 rushing)	
	4	Bobby Marlow vs. Georgia Tech1950
		(3 rushing, 1 receiving)	

SEASON

1.	24	Shaun Alexander1999
		(19 rushing, 4 receiving, 1 KOR)	
2.	18	Siran Stacy1989
		(17 rushing, 1 receiving)	
3.	17	Shaun Alexander1998
		(13 rushing, 4 receiving)	
	17	Bobby Humphrey1986
		(15 rushing, 2 receiving)	
5.	16	Shaud Williams2003
		(14 rushing, 1 receiving, 1 PR)	
	16	Johnny Musso1971
		(16 rushing)	
7.	15	Cotton Clark1962
		(15 rushing)	
	15	Tony Nathan1977
		(15 rushing)	
9.	14	Dennis Riddle1996
		(11 rushing, 3 receiving)	
10.	13	Bobby Humphrey1987
		(11 rushing, 2 receiving)	
	13	Johnny Musso1969
		(11 rushing, 2 receiving)	

CAREER

1.	50	Shaun Alexander1996-99
		(41 rushing, 8 receiving, 1 KOR)	
2.	40	Bobby Humphrey1985-88
		(33 rushing, 7 receiving)	
3.	38	Johnny Musso1969-71
		(34 rushing, 4 receiving)	
4.	30	Bobby Marlow1950-52
		(26 rushing, 4 receiving)	
5.	29	Tony Nathan1975-78
		(29 rushing)	

MOST FIELD GOALS

GAME

- 1. 6 Philip Doyle vs. USL1990
- 4 by several, last by Michael Proctor vs. Southern Miss.1993

SEASON

- 1. 24 Philip Doyle (29 atts)1990
- 2. 22 Michael Proctor (29 atts)1993
- 22 Philip Doyle (25 atts)1989
- 4. 19 Philip Doyle (31 atts)1988
- 19 Michael Proctor (27 atts)1992
- 6. 17 Van Tiffin (26 atts)1985
- 7. 16 Brian Bostick (25 atts)2003
- 16 Brian Bostick (19 atts)2004
- 9. 15 Alan McElroy (22 atts)1979
- 15 Peter Kim (20 atts)1981
- 15 Van Tiffin (20 atts)1984

CAREER

- 1. 78 Philip Doyle (105 atts)1987-90
- 2. 65 Michael Proctor (91 atts)1992-95
- 3. 59 Van Tiffin (88 atts)1983-86
- 4. 38 Brian Bostick (52 atts)2002-04
- 5. 37 Peter Kim (52 atts)1980-82

LONGEST FIELD GOALS (50+ YARDS)

- 1. 57 Van Tiffin vs. Texas A&M1985
- 2. 55* Ryan Pflugner vs. Arkansas1998
- 3. 53* Michael Proctor vs. Ole Miss1993
- 53 Van Tiffin vs. Penn State1984
- 53 Philip Doyle vs. Temple1988
- 6. 52 Van Tiffin vs. Auburn1984
- 52 Van Tiffin vs. Auburn1985
- 52 Philip Doyle vs. Memphis State1987
- 9. 51 Van Tiffin vs. Memphis State1983
- 51 Van Tiffin vs. Texas A&M1985
- 51 Van Tiffin vs. Miss. State1985
- 51 Alan Ward vs. USL1987
- 13. 50 Bucky Berrey vs. LSU1975
- 50* Neal Thomas vs. Vanderbilt2000
- 50* Neal Thomas vs. South Carolina2000
- 50* Neal Thomas vs. Tennessee2000

*without kicking tee

MOST POINTS BY KICKING

GAME

- 1. 19 Philip Doyle vs. USL1990
- 2. 15 Michael Proctor vs. Southern Miss1993
- 3. 14 Hamp Greene vs. Tulane1991
- 14 Bill Davis vs. Vanderbilt1973
- 14 Van Tiffin vs. Vanderbilt1983
- 14 Van Tiffin vs. Memphis State1983
- 14 Van Tiffin vs. Memphis State1985
- 14 Philip Doyle vs. Vanderbilt1988

SEASON

- 1. 100 Philip Doyle (22 FGs, 34 PATs)1989
- 2. 97 Michael Proctor (22 FGs, 31 PATs)1993
- 97 Philip Doyle (24 FGs, 25 PATs)1990
- 4. 94 Michael Proctor (19FGs, 37 PATs)1992
- 5. 85 Philip Doyle (19 FGs, 28 PATs)1988
- 6. 84 Van Tiffin (17 FGs, 33 PATs)1985
- 7. 83 Brian Bostick (16 FGs, 35 PATs)2004
- 8. 82 Van Tiffin (14 FGs, 40 PATs)1983

CAREER

- 1. 339 Philip Doyle (78 FGs, 105 PATs)1987-90
- 2. 326 Michael Proctor (65 FGs, 131 PATs) .1992-95
- 3. 312 Van Tiffin (59 FGs, 135 PATs)1983-86
- 4. 211 Bill Davis (26 FGs, 133 PATs)1971-73

MOST PATs

GAME

- 1. 11 Harold "Red" Lutz vs. Delta State1951
(13 attempts)
- 11 Bill Davis vs. Virginia Tech1973
(11 attempts)
- 3. 9 Bill Davis vs. California (9 attempts) ...1973
- 9 Harry Gilmer vs. Howard (9 attempts) .1944

SEASON

- 1. 51 Bill Davis (53 attempts)1973
- 2. 46 Bill Davis (50 attempts)1972
- 3. 46 Hugh Morrow (58 attempts)1945

CAREER

- 1. 135 Van Tiffin (135 attempts)1983-86
- 2. 133 Bill Davis (143 attempts)1971-73
- 3. 131 Michael Proctor (132 attempts) ...1992-95
- 4. 120 Hugh Morrow (148 attempts)1944-47
- 5. 105 Philip Doyle (108 attempts)1987-90

GAME-WINNING FIELD GOALS (4th Quarter, 5 minutes or less)

Kicker	Opponent	Date	Game-Winning FG	Final Score
Jamie Christensen	Texas Tech	Jan. 2, 2006	45-yard FG as time expired	UA 13-10
Jamie Christensen	Tennessee	Oct. 22, 2005	34-yard FG w/13 seconds	UA 6-3
Jamie Christensen	at Ole Miss	Oct. 15, 2005	31-yard FG as time expired	UA 13-10
Neal Thomas	at Vanderbilt	Sept. 8, 2001	27-yard FG w/5 mins left	UA 12-9
Ryan Pflugner	Ole Miss	Oct. 10, 1998	22-yard FG in OT	UA 20-17
Michael Proctor	Georgia	Oct. 1, 1994	32-yard FG with 1:13 left	UA 29-28
Philip Doyle	at Tennessee	Oct. 20, 1990	47-yard FG as time expired	UA 9-6
Van Tiffin	Auburn	Nov. 30, 1985	52-yard FG as time expired	UA 25-23
Bucky Berrey	Florida State	Oct. 12, 1974	36-yard FG w/33 seconds	UA 8-7
Steve Davis	at Tennessee	Oct. 15, 1966	17-yard FG w/3:23 left	UA 11-10
Richard O'Dell	at Ga. Tech	Nov. 12, 1960	24-yard FG as time expired	UA 16-15
Sandy Sanford	at Vanderbilt	Nov. 25, 1937	27-yard FG w/less than 5 mins	UA 9-7
Sandy Sanford	at Tulane	Nov. 6, 1937	41-yard FG in closing moments	UA 9-6

MOST PUNTS

GAME

1. 19 Johnny Cain vs. Tennessee1932
(914, 48.1 avg.)

SEASON

1. 81 Dixie Howell1933
(3,216 yards, 39.7 avg.)
2. 75 Frank Mann1968
(2,858 yards, 38.1 avg.)
3. 73 Bo Freelend2003
(2,976 yards, 40.8 avg.)
- 73 Hayden Stockton1996
(3,087 yards, 42.3 avg.)
5. 71 Bryne Diehl1994
(2,918 yards, 41.1 avg.)
6. 66 Jimmy Nelson1941
(2,492 yards, 37.7 avg.)
- 66 Daniel Pope1998
(2,901 yards, 44.0 avg.)
8. 65 Bobby Wilson1951
(2,724 yards, 41.9 avg.)
9. 64 Bryne Diehl1992
(2,444 yards, 38.2 avg.)
- 64 Hayden Stockton1995
(2,617 yards, 40.9 avg.)

CAREER

1. 203 Chris Mohr1985-88
(8,636 yards, 42.5 avg.)
2. 191 Bryne Diehl1992-94
(7,803 yards, 40.9 avg.)
3. 168 Frank Mann1968-70
(6,619 yards, 39.4 avg.)
4. 160 Lane Bearden1999-02
(6,497 yards, 40.6 avg.)
5. 154 Malcolm Simmons1981-83
(6,596 yards, 42.8 avg.)

LONGEST PUNTS

1. 89 Dixie Howell vs. Tennessee1933
2. 85 Greg Gantt vs. Miss. State1971
3. 83 Dixie Howell vs. Kentucky1933
4. 82 Buddy Holt vs. Vanderbilt1977
5. 81 Tommy White vs. Memphis State1959
6. 78 Russ Mosley vs. Georgia1942
7. 76 Joe Riley vs. Vanderbilt1936
8. 73 Malcolm Simmons vs. Georgia Tech1981
- 73 Chris Mohr vs. Notre Dame1986
10. 72 Jeremy Schatz vs. Arkansas2005
11. 71 Malcolm Simmons vs. Ole Miss1983
- 71 Tank Williamson vs. Auburn1991

MOST YARDS PUNTED

GAME

1. 914 Johnny Cain vs. Tennessee1932
(19 punts, 48.1 avg.)

SEASON

1. 3,216 Dixie Howell1933
(81 punts, 39.7 avg.)
2. 3,087 Hayden Stockton1996
(73 punts, 42.3 avg.)
3. 2,976 Bo Freelend2003
(73 punts, 40.8 avg.)
4. 2,918 Bryne Diehl1994
(71 punts, 41.1 avg.)
5. 2,901 Daniel Pope1998
(66 punts, 44.0 avg.)
6. 2,858 Frank Mann1968
(75 punts, 38.1 avg.)
7. 2,724 Bobby Wilson1951
(65 punts, 41.9 avg.)
8. 2,637 Malcolm Simmons1981
(60 punts, 43.9 avg.)
9. 2,617 Hayden Stockton1995
(64 punts, 40.9 avg.)

CAREER

1. 8,636 Chris Mohr1985-88
(203 punts, 42.5 avg.)
2. 7,803 Bryne Diehl1994
(191 punts, 40.9 avg.)
3. 6,619 Frank Mann1968-70
(166 punts, 39.9 avg.)
4. 6,596 Malcolm Simmons1981-83
(154 punts, 42.8 avg.)

BEST PUNTING AVERAGE

GAME

(Min. 5)

1. 52.8 Greg Gantt vs. Miss. State1971
(5 for 264 yards)
- 52.8 Chris Mohr vs. Auburn1985
(5 for 264 yards)1985
3. 52.4 Bo Freelend vs. Ole Miss2003
(5 for 262 yards)

(Min. 10)

1. 48.1 Johnny Cain vs. Tennessee1932
(19 for 914 yards)

SEASON

(Min. 25)

1. 48.7 Greg Gantt (25 for 1,217 yards)1973
2. 45.1 Chris Mohr (44 for 1,986 yards)1985

(Min. 50)

1. 44.0 Daniel Pope (66 for 2,901 yards)1998
2. 43.9 Malcolm Simmons (60 for 2,637 yards) ..1981
4. 43.6 Bryne Diehl (56 for 2,441 yards)1993
5. 43.1 Daniel Pope (57 for 2,457 yards)1997
6. 42.3 Hayden Stockton (73 for 3,087 yards) ..1996
7. 41.9 Bobby Wilson (65 for 2,724 yards)1951

CAREER

(Min. 100)

1. 43.6 Greg Gantt (116 for 5,059 yards) ...1971-73
2. 43.5 Daniel Pope (124 for 5,391 yards) ..1995-98
3. 42.8 Malcolm Simmons (154 for 6,596 yards)1981-83
4. 42.5 Chris Mohr (203 for 8,636 yards) ...1985-88

MOST PUNT RETURNS

GAME

- 1. 8 Harry Gilmer vs. Tennessee1946

SEASON

- 1. 45 Willie Shelby (396 yards)1975
- 2. 42 Greg Richardson (329 yards)1986
- 3. 40 Shaud Williams (346 yards)2002
- 4. 37 Harry Gilmer (436 yards)1946

CAREER

- 1. 125 Greg Richardson (1,011 yards)1983-86
- 2. 89 Willie Shelby (861 yards)1973-75
- 3. 83 Harry Gilmer (1,119 yards)1944-47
- 83 David Palmer (889 yards)1991-93

MOST PUNT RETURN YARDS

GAME

- 1. 122 Harry Gilmer vs. Georgia1947
- 2. 103 Gordon Pettus vs. Duquesne1948
- 3. 95 David Palmer vs. Vanderbilt and LSU ...1991

SEASON

- 1. 436 Harry Gilmer (37 returns)1946
- 2. 396 Willie Shelby (45 returns)1975
- 3. 393 Greg Richardson (42 returns)1986
- 4. 386 David Palmer (24 returns)1991
- 5. 381 Harry Gilmer (21 returns)1947

CAREER

- 1. 1,119 Harry Gilmer (83 returns)1944-47
- 2. 997 Greg Richardson (125 returns)1983-86
- 3. 866 David Palmer (102 returns)1991-93
- 4. 861 Willie Shelby (89 returns)1973-75

MOST GAIN PER PUNT RETURN

GAME

(Min. 2)

- 1. 51.5 Gordon Pettus vs. Duquesne1948
(2 for 103)
- 2. 47.5 David Palmer vs. LSU1991
(2 for 95)
- 3. 40.6 Harry Gilmer vs. Georgia1947
(3 for 122)

SEASON

(Min. 10)

- 1. 20.0 Gordon Pettus (200 on 10)1948

(Min. 20)

- 1. 18.1 Harry Gilmer (21 on 381)1947
- 2. 16.1 David Palmer (24 on 386)1991
- 3. 11.8 Harry Gilmer (37 on 436)1946
- 4. 11.0 Hootie Ingram (30 on 329)1952

CAREER

- 1. 13.5 Harry Gilmer (83 on 1,119)1944-47
- 2. 10.6 Tony Nathan (46 on 489)1975-78
- 3. 10.4 David Palmer (83 on 866)1991-93

LONG PUNT RETURNS

- 1. 92 Herschel Mosley vs. Howard1937
- 92 Harry Gilmer vs. LSU1947
- 3. 91 Cotton Clark vs. Tulsa1962
- 4. 90 David Palmer vs. LSU1991
- 5. 86 JAVIER ARENAS vs. Oklahoma State ..2006
- 86 Corky Tharp vs. Georgia1953
- 7. 85 Jimmy Nelson vs. Miami1941
- 8. 84 Willie Shelby vs. Washington1975
- 9. 80 Harry Gilmer vs. Georgia1947
- 10. 73 Shaud Williams vs. South Florida2003



Alabama's **Harry Gilmer** (52) set the record for most punt return yards in a game, a season and a career during his time with the Crimson Tide.

MOST KICKOFF RETURNS**GAME**

- 5 Arvin Richard vs. Tennessee (118 yards) 1998
- 5 Marcell West vs. Vanderbilt (96 yards) .1995
- 5 Buddy Seay vs. Ole Miss (84 yards) .1970
- 5 Buddy Seay vs. Tennessee (70 yards) .1970
- 5 George Ranager vs. Auburn (196 yards) .1969

SEASON

- 25 Arvin Richard (595 yards) .1998
- 22 Buddy Seay (471 yards) .1970
- 20 David Palmer (439 yards) .1993
- 18 **JAVIER ARENAS** (344 yards) .2006
- 17 Tyrone Prothro (452 yards) .2004
- 17 Arvin Richard (325 yards) .2000
- 16 Marcell West (393 yards) .1996
- 15 Bobby Humphrey (344 yards) .1986
- 15 Bobby Humphrey (356 yards) .1987
- 15 Pierre Goode (334 yards) .1988
- 15 Gene Jelks (318 yards) .1989
- 15 Fernando Bryant (416 yards) .1997

CAREER

- 59 Arvin Richard (1,261 yards) .1997-00
- 42 Bobby Humphrey (1,015 yards) .1985-88
- 40 Freddie Milons (917 yards) .1998-01
- 36 David Palmer (818 yards) .1991-93
- 32 Tony Nathan (689 yards) .1975-78
- 29 Buddy Seay (578 yards) .1968-70

MOST KICKOFF YARDS GAINED**GAME**

- 197 Kerry Goode vs. Boston College .1984
(4 returns)
- 196 George Ranager vs. Auburn .1969
(5 returns)

SEASON

- 595 Arvin Richard (25 returns) .1998
- 471 Buddy Seay (22 returns) .1970
- 452 Tyrone Prothro (17 returns) .2004
- 416 Fernando Bryant (15 returns) .1997
- 439 David Palmer (20 returns) .1993
- 356 Bobby Humphrey (15 returns) .1987
- 344 Bobby Humphrey (15 returns) .1986
- 344 **JAVIER ARENAS** (18 returns) .2006

CAREER

- 1,261 Arvin Richard (59 returns) .1997-00
- 1,015 Bobby Humphrey (42 returns) .1985-88
- 917 Freddie Milons (40 returns) .1998-91
- 818 David Palmer (36 returns) .1991-93
- 689 Tony Nathan (32 returns) .1975-78
- 658 Willie Shelby (27 returns) .1973-75

BEST KICKOFF RETURN AVERAGE**GAME**

(Min. 3)

- 49.3 Kerry Goode vs. Boston College .1984
(197 on 4)
- 39.2 George Ranager vs. Auburn .1969
(196 on 5)

SEASON

(Min. 10)

- 33.4 Ray Ogden (334 on 10) .1964
- 27.7 Fernando Bryant (416 on 15) .1997
- 27.4 George Ranager (301 on 11) .1969
- 26.6 Tyrone Prothro (452 on 17) .2004
- 26.3 Bobby Humphrey (315 on 12) .1985
- 25.7 David Palmer (257 on 10) .1991

CAREER

(Min. 15)

- 28.7 Harry Gilmer (574 on 20) .1944-47
- 26.6 Tyrone Prothro (581 on 22) .2003-present
- 24.8 George Ranager (398 on 16) .1968-70
- 24.4 Willie Shelby (658 on 27) .1973-75
- 24.2 Gene Jelks (435 on 18) .1985-89
- 24.1 Bobby Humphrey (1,015 on 42) .1985-88

LONG KICKOFF RETURNS (95+ YARDS)

- 100 Tyrone Prothro vs. Kentucky .2004
- 100 Jim Burkett vs. Duquesne .1949
- 100 Gary Martin vs. Miami .1963
- 100 Ray Ogden vs. Auburn .1964
- 100 George Ranager vs. Auburn .1969
- 100 Willie Shelby vs. Kentucky .1973
- 100 Pierre Goode vs. Ole Miss .1988
- 99 Kerry Goode vs. Boston College .1984
- 97 Benny Nelson vs. Vanderbilt .1963
- 96 Brandon Brooks vs. Auburn .2003
- 96 Gene Jelks vs. Temple .1988
- 95 Jimmy Nelson vs. Howard .1941
- 95 Harry Gilmer vs. LSU .1944
- 95 Bob Conway vs. LSU .1952

MISCELLANEOUS RECORDS**MOST GAMES WON BY SENIOR CLASS**

- 45 by 1994 senior class (1991-94) 45-5-1 record

MOST CAREER GAMES PLAYED

- 52 by Tarrant Lynch (1990-94)
 51 by Matt Hammond (1990-93)
 51 by Lemanski Hall (1990-93)
 50 by Anthony Bryant (2001-04)
 by Evan Mathis (2001-04)
 by Mark Anderson (2002-05)
 by Anthony Madison (2002-05)
 by Freddie Roach (2002-05)
 by DeMeco Ryans (2002-05)
 by Ramzee Robinson (2003-06)

MOST CONSECUTIVE CAREER STARTS

- 51 by Matt Hammond (1990-93)
 48 by Ozzie Newsome (1974-77)

MOST TOTAL ALL PURPOSE YARDS

GAME

1. 317 Siran Stacy vs. Tennessee1989
(125 rushing, 158 receiving, 34 KO returns)
2. 300 Bobby Humphrey vs. Miss. State1986
(284 rushing, 16 receiving)
3. 297 Kerry Goode vs. Boston College1984
(68 rush, 32 receiving, 197 KO returns)
4. 291 Shaun Alexander vs. LSU1996
(291 rushing)
5. 288 Gene Jelks vs. Miss. State1985
(168 rush, 120 receiving)
6. 279 Tyrone Prothro vs. Southern Miss2005
(14 rushing, 134 receiving, 97 KO return, 34 punt returns)

SEASON

1. 2,016 Bobby Humphrey1986
(1,471 rushing, 201 receiving, 344 KO returns)
2. 1,961 David Palmer1993
(278 rush, 1,000 receiving, 439 KO returns, 244 punt returns)
3. 1,796 Shaun Alexander1999
(1,383 rushing, 323 receiving, 90 KO returns)
4. 1,781 Bobby Humphrey1987
(1,255 rushing, 170 receiving, 356 KO returns)
5. 1,724 Shaud Williams2003
(1,367 rushing, 161 receiving, 133 PR, 63 KOR)
6. 1,586 Shaud Williams2002
(921 rushing, 228 receiving, 346 PR, 91 KOR)
7. 1,563 Shaun Alexander1998
(1,178 rushing, 385 receiving)
8. 1,551 Siran Stacy1989
(1,079 rushing, 371 receiving, 62 KO returns, 39 punt returns)
9. 1,430 Freddie Milons1999
(178 rushing, 733 receiving, 282 PR, 237 KOR)
10. 1,374 Kenneth Darby2005
(1,242 rushing, 132 receiving)

CAREER

1. 4,958 Bobby Humphrey1985-88
(3,420 rushing, 523 receiving, 1,015 KO returns)
2. 4,433 Shaun Alexander1996-99
(3,565 rushing, 778 receiving, 90 KOR)
3. 3,916 David Palmer1991-93
(598 rushing, 1,611 receiving, 866 KO returns, 841 PR)
4. 3,880 Freddie Milons1998-01
(242 rush, 1,859 receiving, 431 PR, 917 KOR)
5. 3,669 Kenneth Darby2003-06
(3,329 rush, 340 receiving)
6. 3,631 Harry Gilmer1944-47
(1,938 rushing, 574 punt returns, 1,119 KO returns)
7. 3,378 Tony Nathan1975-78
(1,997 rushing, 203 receiving, 689 KOR, 489 PR)
8. 3,310 Shaud Williams2002-03
(2,288 rushing, 389 receiving, 479 PR, 154 KOR)
9. 3,236 Johnny Musso1969-71
(2,741 rushing, 495 receiving)
10. 3,004 Bobby Marlow1950-52
(2,560 rushing, 444 receiving)

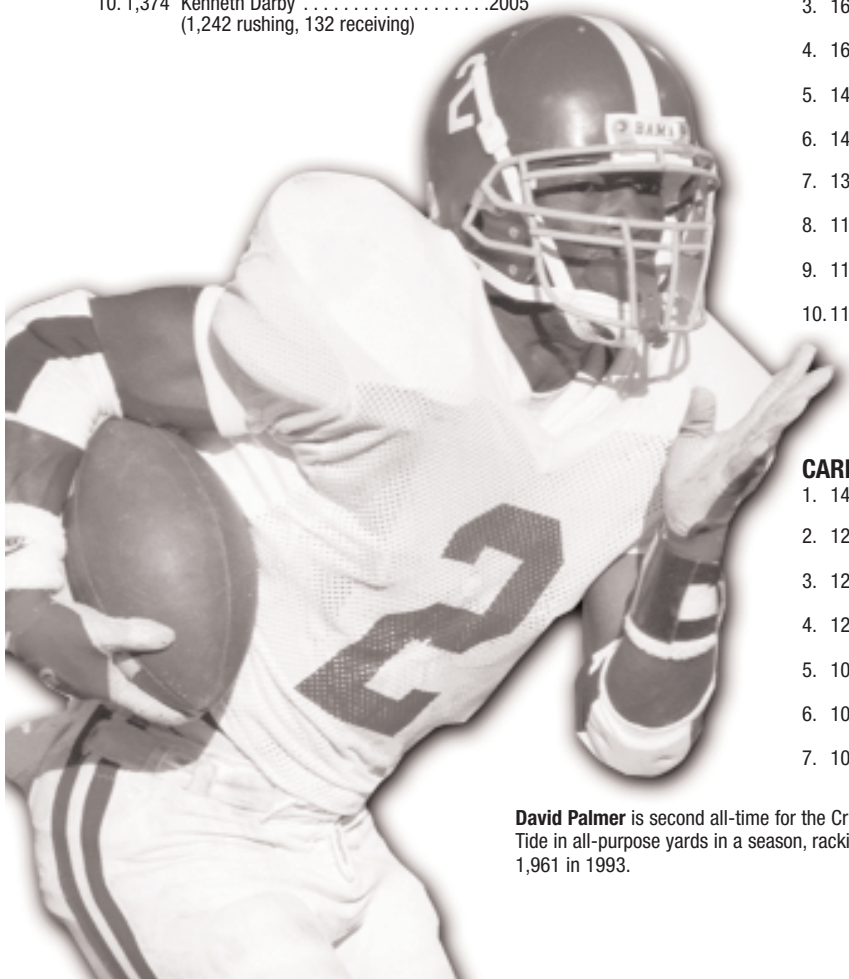
HIGHEST AVERAGE ALL PURPOSE YARDS PER GAME

SEASON

1. 168.0 Bobby Humphrey1986
(2,016 yards in 12 games)
2. 163.4 David Palmer1993
(1,961 yards in 12 games)
3. 163.3 Shaun Alexander1999
(1,796 yards in 12 games)
4. 161.9 Bobby Humphrey1987
(1,781 yards in 11 games)
5. 142.1 Shaun Alexander1998
(1,563 yards in 11 games)
6. 141.0 Siran Stacy1989
(1,551 yards in 11 games)
7. 132.6 Shaud Williams2003
(1,724 yards in 13 games)
8. 119.2 Freddie Milons1999
(1,430 yards in 12 games)
9. 117.9 Johnny Musso1970
(1,297 yards in 11 games)
10. 115.9 Tony Nathan1978
(1,275 yards in 11 games)

CAREER

1. 141.7 Bobby Humphrey1985-88
(4,958 in 35 games)
2. 127.3 Shaud Williams2002-03
(3,310 yards in 26 games)
3. 122.4 David Palmer1991-93
(3,916 in 32 games)
4. 120.9 Siran Stacy1989-91
(2,780 in 23 games)
5. 107.8 Johnny Musso1969-71
(3,236 in 30 games)
6. 105.5 Shaun Alexander1996-99
(4,433 in 42 games)
7. 100.1 Bobby Marlow1950-52
(3,004 in 30 games)



David Palmer is second all-time for the Crimson Tide in all-purpose yards in a season, racking up 1,961 in 1993.

SINGLE GAME DEFENSE

TOTAL DEFENSE

Fewest Plays: 34 by Southern Mississippi, 1954
Fewest Yards Gained: -5 by Vanderbilt, 1945
Most Plays: 90 by Mississippi, 1980
Most Yards Gained: 609 by Ole Miss, 1969

RUSHING DEFENSE

Fewest Rushes: 16 by Auburn, 1971
Fewest Yards Gained: -49 by Houston, 1962
Most Rushes: 70 by Southern California, 1970
Most Yards Gained: 485 by Southern California, 1970

PASS DEFENSE

Fewest Attempts: 2 by Auburn, 1949 and Tennessee, 1960
Fewest Completions: 0 by Tulane, 1957 and Chattanooga, 1959
Fewest Yards Gained: 0 by Tulane, 1957 and Chattanooga, 1959
Most Attempts: 62 by Vanderbilt, 1989
Most Completions: 35 by LSU, 2001
Most Yards Gained: 528 by LSU, 2001
Most Interceptions: 7 against Auburn, 1965
Yards Interceptions Returned: 141 vs. Tennessee, 1954

FIRST DOWNS

Fewest Total: 1 by Sewanee, 1937; Vanderbilt, 1945
Fewest Rushing: 0 by several, most recent by Miami, 1969
Fewest Passing: 0 by several, most recent by Tennessee, 1974
Most Total: 32 by Miami, 1963
Most Rushing: 21 by Florida State, 1967 and Southern Cal, 1970
Most Passing: 23 by LSU, 2001

MOST FUMBLES

Total Number: 9 by Washington, 1975
Number Recovered: 8 against George Washington, 1937

MOST SACKS

Total Number: 13 vs. Tennessee, 1975 (-82 yards)

MOST BLOCKED KICKS

Total Number: 3 vs. Southern Miss, 1994 (2 FGs, 1 PAT)

SINGLE-SEASON DEFENSE

TOTAL DEFENSE

Fewest Plays Allowed Per Game:	52.4	1961
Fewest Yards Allowed:	701	1938
Fewest Yards Allowed Per Game:	77.9	1938
Fewest Yards Allowed Per Play:	1.2	1938
Fewest Rushing & Passing TDs Allowed:	3	1961
Fewest First Downs Allowed:	26	1938

RUSHING DEFENSE

Fewest Rushes Allowed Per Game:	32.1	1961
Fewest Yards Allowed:	305	1938
Fewest Yards Allowed Per Game:	33.9	1938
Fewest Yards Allowed Per Play:	0.95	1938
Fewest Touchdowns Allowed:	2	1933, 1961, 1979

PASS DEFENSE

Fewest Attempts Allowed Per Game:	9.8	1938
Fewest Completions Allowed Per Game:	3.4	1938
Fewest Yards Allowed:	291	1938
Fewest Yards Allowed Per Game:	32.7	1938
Fewest Touchdowns Allowed:	0	1933

SCORING DEFENSE

Fewest Points Allowed:	15	1933
Most Shutouts:	6	1933, 1937, 1939, 1961, 1966
Fewest Touchdowns Allowed:	2	1933
Fewest Average Points Allowed:	1.67	1933
Most Blocked Kicks:	9	1994 (5 punts, 3 PATs, 1 FG)

BLOCKED KICKS

Consecutive Games:	4	1991
Most Blocked Kicks:	9	1994 (5 punts, 3 PATs, 1 FG)

Anthony Madison (9), DeMeco Ryans (35), Mark Anderson (47) and Juwan Simpson (42) make a stop for the Tide against Mississippi State in 2004.



PASSES BROKEN UP

GAME

- 1. 6 John Mangum vs. Vanderbilt1989
- 6 John Mangum vs. SW Louisiana1989
- 2. 5 Mark McMillian vs. Vanderbilt1990
- 3. 4 Efrum Thomas vs. Vanderbilt1989

SEASON

- 1. 24 John Mangum1989
- 2. 19 Efrum Thomas1989
- 3. 16 Milo Lewis1999
- 4. 14 Charlie Peprah2003
- 14 Fernando Bryant1996
- 6. 13 John Mangum1988
- 7. 12 Gerald Dixon2002
- 12 Jeremiah Castille1982
- 12 Stan Gay1982
- 10. 11 Ricky Tucker1978
- 11 Benny Perrin1981

CAREER

- 1. 47 John Mangum1985-88
- 2. 31 Fernando Bryant1995-98
- 3. 30 Jeremiah Castille1979-82
- 4. 27 Ricky Tucker1977-80
- 5. 25 Tommy Wilcox1979-82

MOST INTERCEPTIONS

GAME

- 1. 3 Bobby Wilson vs. Georgia1951
- 3 Dicky Thompson vs. Ole Miss1966
- (52 yards)
- 3 Jeremiah Castille vs. Tennessee1982
- (44 yards)
- 3 Kevin Jackson vs. Georgia1995
- (34 yards)
- 5. 2 Many times,
- last by **SIMEON CASTILLE**2006
- vs. Tennessee (60 yards)

SEASON

- 10 Hootie Ingram1952
- (163 yards)
- 8 Harry Gilmer1946
- (79 yards)
- 7 Steve Higginbotham1971
- (108 yards)
- 7 Jeremiah Castille1982
- (60 yards)
- 7 Antonio Langham1993
- (67 yards)
- 7 Kevin Jackson1996
- (44 yards)

CAREER

- 1. 19 Antonio Langham (229 yards)1990-93
- 2. 16 Jeremiah Castille (186 yards)1979-82
- 16 John Mangum (95 yards)1986-89
- 16 Harry Gilmer (234 yards)1944-47
- 5. 14 Steve Higginbotham (227 yards)1969-71
- 14 George Teague (115 yards)1989-92
- 14 Kermit Kendrick (114 yards)1985-88
- 8. 12 Kevin Jackson (90 yards)1995-96
- 12 Tommy Johnson (143 yards)1991-94

MOST INTERCEPTION

RETURN YARDS

GAME

- 1. 98 Mark McMillian vs. UTC1991
- (1 interception)
- 2. 96 Corky Tharp vs. Tennessee1954
- (1 interception)
- 3. 92 Tommy Johnson vs. Tulane1991
- (1 interception)
- 4. 91 Reggie Myles vs. UCLA2000
- (1 interception)
- 5. 88 Jimmy Nelson vs. Howard1940
- (1 interception)
- 6. 87 Bobby Luna vs. Tulsa1953
- (2 interceptions)

SEASON

- 1. 163 Hootie Ingram1952
- (10 interceptions)
- 2. 158 Bobby Luna1953
- (6 interceptions)
- 3. 131 **LIONEL MITCHELL**2006
- (4 interceptions)
- 4. 127 Reggie Myles2000
- (2 interceptions)
- 5. 114 Antonio Langham1992
- (6 interceptions)
- 6. 110 Ricky Davis1974
- (6 interceptions)
- 7. 108 Steve Higginbotham1971
- (7 interceptions)
- 8. 107 Steve Higginbotham1970
- (5 interceptions)
- 9. 106 Fernando Bryant1997
- (3 interceptions)
- 10. 101 Jeremiah Castille1981
- (5 interceptions)

CAREER

- 1. 255 Bobby Luna1951-54
- (11 interceptions)
- 2. 234 Harry Gilmer1944-47
- (16 interceptions)
- 3. 229 Antonio Langham1990-93
- (19 interceptions)
- 4. 227 Steve Higginbotham1969-71
- (14 interceptions)
- 5. 214 Charlie Peprah2002-2005
- (9 interceptions)
- 6. 199 Reggie Myles1998-01
- (8 interceptions)
- 7. 173 Hootie Ingram1952-54
- (11 interceptions)

LONG INTERCEPTION RETURNS

- 1. 98 Mark McMillian vs. UT-Chattanooga1991
- 2. 96 Corky Tharp vs. Tennessee1954
- 3. 92 Tommy Johnson vs. Tulane1991
- 4. 91 Reggie Myles vs. UCLA2000
- 5. 88 Jimmy Nelson vs. Howard1940
- 6. 87 Joe Gambrell vs. SW Louisiana1946
- 87 Fred Grant vs. Miss. State1944
- 8. 80 Steve Higginbotham vs. Houston1970
- 80 Dixie Howell vs. Vanderbilt1932
- 10. 76 Don Salls vs. Kentucky1940
- 11. 74 Benny Perrin vs. Vanderbilt1981
- 12. 72 Chris Donnelly vs. La Tech1993
- 72 Elliott Speed vs. Georgia Tech1948
- 14. 70 James Angelich vs. Vanderbilt1934
- 15. 69 Mike Dean vs. Miami1968
- 69 Herschel Mosley vs. Sewanee1937

MOST TOUCHDOWNS OFF INTERCEPTIONS

- GAME**
 1 By many, last by Ramzee Robinson2006 vs. Florida International

- SEASON**
 1. 2 Cedric Samuel1995
 2 Antonio Langham1992
 2 Bobby Johns1966
 2 Hootie Ingram1952
 5. 1 By many, last by Ramzee Robinson2006


- CAREER**
 1. 3 Antonio Langham1990-93
 2. 2 Charlie Peprah2002-05
 2 Reggie Myles1998-01
 2 Steve Higginbotham1969-71
 2 Bobby Johns1965-67
 2 Hootie Ingram1952-54
 7. 1 By many, last by Ramzee Robinson2003-06

MOST BLOCKED KICKS

- GAME**
 1. 2 Derrick Thomas vs. Kentucky1988 (1 FG & 1 punt)
 2 Mike Washington vs. Miss. State1973 (2 FGs)
 2 Freddie Pickhard vs. LSU1926

- SEASON**
 1. 4 Chris James (4 punts)2003
 2. 3 Tommy Johnson (1 PAT, 2 punts)1994
 3 Antonio London (3 FGs)1991
 3 Mike Kramer (2 FGs, 1 punt)1976
 3 Leroy Cook (3 FGs)1974
 3 Mike Washington (3 FGs)1973

- CAREER**
 1. 5 Derrick Thomas (1 FG, 4 punts)1985-88
 2. 4 Chris James (4 punts)2001-04
 4 Tommy Johnson (3 punts, 1 FG)1991-94
 4 Leroy Cook (4 FGs)1972-75



Two of Alabama's greatest linebackers, **Derrick Thomas** (back) and **Cornelius Bennett**.

MOST BLOCKED KICKS RECOVERED FOR TD

1. 1 Chris James vs. Ole Miss (44 yards) . . .2003
 1 Lance Taylor vs. Oklahoma (8 yards) . . .2002
 1 Kecalf Bailey vs. Ole Miss (63 yards) . . .2000
 1 Deshea Townsend vs. Georgia1995 (90 yards)
 1 Roman Colburn vs. LSU (33 yards)1994
 1 Lemanski Hall vs. Miss. State1993 (60 yards)
 1 Antonio Langham vs. Miss. St.1992 (24 yards)
 1 Antonio Langham vs. Vanderbilt1990 (30 yards)
 1 Ben Enis vs. LSU (16 yards)1926
 1 Wu Winslett vs. LSU (26 yards)1926

DEFENSIVE EXTRA POINTS

- 1 Kenny Smith & Kecalf Bailey vs. ECU1998 (blocked extra point attempt by Smith and return by Bailey)
 1 Lee Ozmint vs. LSU1989 (interception return on two-point conversion)

MOST TACKLES

- GAME**
 1. 25 DeMeco Ryans vs. Arkansas2003
 2. 24 Wayne Davis vs. Texas A&M1985
 3. 24 Mike Hall vs. Clemson1968
 4. 19 Thomas Boyd vs. Notre Dame1980
 19 Marcus Spencer vs. Miss. State2000

- SEASON**
 1. 134 Woodrow Lowe1973
 2. 126 DeMeco Ryans2003
 3. 125 Wayne Davis1985
 4. 120 Thomas Boyd1980
 120 Mike Hall1968
 6. 119 Keith McCants1989
 119 Marty Lyons1978
 8. 115 Saleem Rasheed2001
 9. 112 Barry Krauss1978
 10. 111 Roman Harper2003

- CAREER**
 1. 327 Wayne Davis1983-86
 2. 324 Thomas Boyd1979-82
 3. 315 Woodrow Lowe1972-75
 4. 309 DeMeco Ryans2002-05
 5. 307 Roman Harper2002-05
 6. 303 Marcus Spencer1997-00
 7. 287 Cornelius Bennett1983-86
 8. 284 Robbie Jones1979-82
 9. 280 Saleem Rasheed1999-01
 10. 272 Freddie Roach2002-05
 11. 264 Cornelius Wortham2000-04
 12. 247 Barry Krauss1976-78
 13. 246 Bob Baumhower1974-76
 14. 243 Juwan Simpson2003-06
 15. 243 Tommy Wilcox1979-82

MOST TACKLES FOR LOSS

GAME

- 1. 5 Jarret Johnson vs. Southern Miss2000
- 2. 4 Leroy Cook vs. LSU1974
- 4 Mike Pitts vs. Vanderbilt1981
- 4 Kenny Smith vs. Tennessee2000

SEASON

- 1. 16 Travis Carroll (minus 45 yards)1998
- 16 Trevis Smith (minus 55 yards)1998
- 3. 14 Jarret Johnson (minus 20 yards)2000
- 14 Kenny King (minus 39 yards)1999
- 14 Leroy Cook (minus 87 yards)1975
- 14 Paul Harris (minus 94 yards)1976
- 14 Mike Pitts (minus 77 yards)1981
- 8. 13 Kenny Smith (minus 53 yards)2000
- 13 Kindal Moorehead (minus 74 yards)1999
- 13 Michael Myers (minus 43 yards)1996
- 13 Trevis Smith (minus 42 yards)1997
- 12. 12 Derrick Thomas (minus 46 yards)1988
- 12 Ralph Staten (minus 44 yards)1996

CAREER

- 1. 34 Kindal Moorehead (minus 156 yards)1998-02
- 2. 33.5 **WALLACE GILBERTY** (minus 124 yards) 2004-present
- 3. 33 DeMeco Ryans (minus 97 yards)2002-05
- 4. 26 Kenny King (minus 85 yards)1999-02
- 5. 25 Jarret Johnson (minus 122 yards)1999-02
- 25 Leroy Cook (minus 148 yards)1972-75
- 25 Cornelius Bennett (minus 78 yards)1983-86
- 8. 24.5 Mark Anderson (minus 64 yards)2002-05
- 9. 22 Marcus Spencer (minus 84 yards)1997-00
- 22 Derrick Thomas (minus 116 yards)1985-88



Kenny King (55)

MOST SACKS

GAME

- 1. 5 Derrick Thomas vs. Texas A&M1988 (minus 38 yards)
- 2. 4 Derrick Thomas vs. Kentucky1988 (minus 14 yards)
- 4 Leroy Cook vs. Tennessee1975 (minus 36 yards)

SEASON

- 1. 27 Derrick Thomas (minus 204 yards)1988
- 2. 18 Derrick Thomas (minus 142 yards)1987
- 3. 11 Emanuel King (minus 76 yards)1983
- 4. 10.5 Eric Curry (minus 59 yards)1992
- 10.5 John Copeland (minus 45 yards)1992
- 6. 10 Antwan Odom (minus 76 yards)2002
- 10 Jeremy Nunley (minus 60 yards)1993
- 10 Cornelius Bennett (minus 78 yards)1986

CAREER

- 1. 52 Derrick Thomas (minus 408 yards)....1985-88
- 2. 25 Kindal Moorehead (minus 227 yards)..1998-02
- 3. 23 Jarret Johnson (minus 194 yards).....1999-02
- 4. 22.5 Eric Curry (minus 161 yards).....1990-92
- 5. 21 E.J. Junior1977-80
- 6. 19 Jeremy Nunley (minus 125 yards)....1990-93
- 7. 16 Mike Pitts1979-82
- 8. 15 Cornelius Bennett (minus 124 yards).1983-86
- 15 Leroy Cook1972-75

MOST COMBINED SACKS & TACKLES FOR LOSSES

GAME

- 1. 7 Derrick Thomas vs. Texas A&M1988 (5 sacks & 2 TBLs)
- 2. 6 Derrick Thomas vs. Kentucky1988 (4 sacks & 2 TBLs)

SEASON

- 1. 39 Derrick Thomas1988 (27 sacks & 12 TBLs)
- 2. 21.5 John Copeland1992 (10.5 sacks & 11 TBLs)
- 3. 21 Jarret Johnson2000 (7 sacks & 14 TBL)
- 4. 19.5 Kenny King1999 (5.5 sacks, 14 TBLs)
- 5. 19 Cornelius Bennett1986 (10 sacks & 9 TBLs)
- 19 Derrick Thomas1987 (18 sacks & 1 TBL)
- 7. 18.5 Kindal Moorehead1999 (5.5 sacks, 13 TBLs)
- 8. 18 Trevis Smith1997 (5 sacks & 13 TBLs)
- 9. 17.5 Eric Curry1992 (10.5 sacks & 7 TBLs)
- 10. 17 Emanuel King1983 (11 sacks & 6 TBLs)

CAREER

- 1. 74 Derrick Thomas (minus 524 yards)....1985-88
- 2. 59 Kindal Moorehead (minus 383 yards)..1998-02
- 3. 48 Jarret Johnson (minus 316 yards).....1999-02
- 4. 40 Cornelius Bennett (minus 202 yards).1983-86
- 5. 39 E.J. Junior (minus 218 yards)1977-80

MOST QUARTERBACK HURRIES

GAME

- 1. 9 Derrick Thomas vs. Penn State1988
- 2. 6 Derrick Thomas vs. Kentucky1988

SEASON

- 1. 44 Derrick Thomas1988
- 2. 33 Kenny King1999
- 3. 27 Chris Hood1996
- 4. 25 Ralph Staten1996
- 5. 24 Antwan Odom2003
- 24 Kindal Moorehead1999
- 24 Michael Myers1996
- 8. 27 Kenny King2000
- 27 Eric Curry1992
- 10. 22 Kenny Smith1999
- 22 Dameian Jeffries1994
- 22 John Copeland1992

MOST CAREER QUARTERBACK HURRIES

CAREER

- 1. 77 Kenny King1999-02
- 2. 66 Kindal Moorehead1998-02
- 3. 63 Jarret Johnson1999-02
- 4. 51 Eric Curry1990-92
- 5. 49 Chris Hood1995-97
- 6. 44 Nautyn McKay-Loescher2001-03
- 44 Derrick Thomas*1988
- 8. 40 Antwan Odom2000-03
- 9. 39 Willie Wyatt1988-89
- 10. 36 John Copeland1991-92

*First year quarterback hurries were recorded



Marty Lyons (93) and Barry Krauss (77)

MOST FUMBLES CAUSED

SEASON

- 1. 7 Derrick Thomas1987
- 2. 4 Robin Parkhouse1971
- 4 Jeff Beard1971
- 4 John Mitchell1971
- 4 Mike DuBose1972
- 4 Leroy Cook1975
- 4 Paul Harris1976
- 4 E.J. Junior1978
- 4 Marty Lyons1978
- 4 E.J. Junior1979
- 4 Antonio London1992
- 4 Dwayne Rudd1995
- 4 Kelvin Sigler1998

CAREER

- 1. 10 E.J. Junior1977-80
- 10 Derrick Thomas1985-88
- 3. 8 Mike DuBose1972-74

MOST FUMBLES RECOVERED

SEASON

- 1. 5 Dicky Thompson1967
- 5 Colenzo Hubbard1975
- 3. 4 Murray Legg1978
- 4 Russ Wood1982
- 4 Steve Webb1990
- 4 Chris Hood1996

CAREER

- 1. 9 Colenzo Hubbard1973-76
- 2. 6 Mike DuBose1972-74
- 6 Murray Legg1976-78

MOST FUMBLES CAUSED

SEASON

- 1. 7 Derrick Thomas 1987
- 2. 4 Robin Parkhouse 1971
- 4 Jeff Beard 1971
- 4 John Mitchell 1971
- 4 Mike DuBose 1972
- 4 Leroy Cook 1975
- 4 Paul Harris 1976
- 4 E.J. Junior 1978
- 4 Marty Lyons 1978
- 4 E.J. Junior 1979
- 4 Antonio London 1992
- 4 Dwayne Rudd 1995
- 4 Kelvin Sigler 1998

CAREER

- 1. 10 E.J. Junior 1977-80
- 2. 10 Derrick Thomas 1985-88
- 3. 8 Mike DuBose 1972-74

MOST FUMBLES RECOVERED

SEASON

- 1. 5 Dicky Thompson 1967
- 5 Colenzo Hubbard 1975
- 2. 4 Murray Legg 1978
- 4 Russ Wood 1982
- 4 Steve Webb 1990
- 4 Chris Hood 1996

CAREER

- 1. 9 Colenzo Hubbard 1973-76
- 2. 6 Mike DuBose 1972-74
- 6 Murray Legg 1976-78

SINGLE SEASON TEAM DEFENSE

TOTAL DEFENSE

FEWEST PLAYS ALLOWED PER GAME:

46.80	1940
47.00	1946
50.80	1942
51.40	1947
52.40	1961
53.40	1960
53.82	1950
54.20	1962
54.40	1966

MOST PLAYS ALLOWED PER GAME:

71.18	1970
70.09	1998
69.45	1983
69.22	2000
69.00	2003
68.64	1997
68.64	1982
68.09	1990
68.00	1969
67.64	1985

FEWEST YARDS ALLOWED:

701	1938
989	1945
1,220	1940
1,326	1961
1,576	1960
1,582	1962
1,659	1942
1,741	1967
1,799	1959
1,910	1964

MOST YARDS ALLOWED:

4,683	2003
4,059	1998
4,008	1997
3,972	2001
3,956	1969
3,948	1983
3,870	2006
3,707	2000
3,593	1985
3,576	1970

FEWEST YARDS ALLOWED PER GAME:

77.88	1938
109.89	1945
122.00	1940
132.60	1961
157.60	1960
158.20	1962
165.90	1942
174.10	1966
179.90	1959
180.09	1979

MOST YARDS ALLOWED PER GAME:

364.36	1997
369.00	1998
361.09	2001
360.21	2003
359.64	1969
358.91	1984
337.00	2000
326.64	1985
326.09	1970
314.36	1987

FEWEST YARDS ALLOWED PER PLAY:

1.24	1938
2.61	1940
2.92	1962
2.95	1960
3.02	1975
3.20	1966
3.21	1992
3.24	1979
3.26	1958
3.27	1942

MOST YARDS ALLOWED PER PLAY:

5.35	2001
5.31	1997
5.29	1983
5.26	1998
5.23	2006
5.22	2003
4.83	2000
4.75	1999
4.73	1985
4.68	1994

FEWEST RUSHING & PASSING TDS ALLOWED:

3	1961
4	1972
5	1966
7	1979
7	1975
7	1960
7	1959
8	1965
9	1964
9	1974
10	1971
10	1945
10	1941

MOST RUSHING & PASSING TDS ALLOWED:

37	2003
30	1969
28	2001
28	1998
27	2006
26	2000
26	1999
26	1997
24	1984
24	1983

RUSHING DEFENSE

FEWEST RUSHES ALLOWED PER GAME:

30.00	2002
30.00	1947
30.08	2005
31.46	2006
32.10	1962
32.10	1961
32.18	1963
32.67	1996
32.90	1942
33.60	1966

FEWEST YARDS ALLOWED:

305	1945
305	1938
550	1961
588	1962
660	1992
668	1940
743	1942
797	1966
849	1968
891	1960
894	1999

FEWEST YARDS ALLOWED PER GAME:

33.89	1945
33.91	1938
55.00	1992
55.00	1961
58.80	1962
66.80	1940
74.30	1942
74.50	1999
79.70	1966
80.15	2002

FEWEST YARDS ALLOWED PER PLAY:

0.95	1938
1.67	1992
1.71	1961
2.12	1968
2.15	1940
2.25	1975
2.26	1942
2.29	1967
2.36	1960
2.37	1966

FEWEST RUSHING TOUCHDOWNS ALLOWED:

1	1961
2	1979
2	1965
2	1961
2	1933
3	1965
4	1991
4	1971
4	1967
4	1964
4	1960

MOST SHUTOUTS (Since 1933):

6	1966; 1961; 1937; 1933
5	1979; 1960; 1954; 1942; 1938; 1936; 1934
4	1975; 1973; 1962; 1959; 1944; 1940; 1939; 1935

MOST SHUTOUTS (Between 1892-1932):

8	1930; 1925; 1920
7	1924; 1919
6	1926; 1923; 1909; 1905
5	1931; 1928; 1917; 1915; 1914; 1913; 1907; 1904

FEWEST AVERAGE POINTS ALLOWED:

1.67	1933
2.50	1961
3.20	1966
3.90	1962
5.20	1959
5.27	1979
5.50	1960
6.00	1975
6.40	1941
6.70	1964

FEWEST TOTAL FIRST DOWNS ALLOWED:

26	1938
40	1945
65	1940
84	1960
85	1942
87	1941
88	1947
93	1961
99	1966
99	1946

FEWEST RUSHING FIRST DOWNS ALLOWED:

38	1940
39	1962
39	1942
43	1961
44	1947
46	1966
49	1960
49	1965
51	1963
52	1992

FEWEST PASSING FIRST DOWNS ALLOWED:

22	1854
24	1940
27	1957
30	1960
31	1958
32	1959
34	1957
34	1958
36	1947
37	1942

FEWEST FIRST DOWNS ALLOWED BY PENALTY:

2	1963
2	1949
3	1967
3	1947
3	1950
4	1958
4	1940
5	1960
5	1954
5	1952

MOST BLOCKED KICKS:

9	1994 (5 punts, 3 FGs, 1 PAT)
7	2000 (4 punts, 3 FGs)
5	2003 (4 punts, 1 FG)
5	2002 (3 FGs, 2 punts)
5	1990 (4 FGs, 1 punt)
5	1976 (3 FGs, 2 punts)

MOST CONSECUTIVE GAMES WITH BLOCKED KICKS:

4	1991
---	------

**OFFENSE
SINGLE
SEASON
RECORDS**

**TOTAL
OFFENSE**

MOST PLAYS:

929	2002
902	2003
888	1989
875	1979
864	1996
864	1992
862	1999
848	2006
832	1973
828	1970

MOST YARDS GAINED:

5,288	1973
5,245	2002
4,778	1989
4,728	1986
4,715	1979
4,665	1983
4,584	1977
4,578	1950
4,558	2003
4,503	2001

**HIGHEST AVERAGE GAIN
PER PLAY:**

6.98	1973
6.49	1945
6.15	2001
5.92	1950
5.87	1991
5.38	1989
5.74	1986
5.69	1985
5.67	1983
5.63	1982

**MOST YARDS GAINED PER
GAME:**

480.73	1973
434.30	1989
424.09	1983
421.67	1945
421.09	1982
416.18	1950
416.73	1977
409.36	2001
409.18	1973
403.46	2002
403.00	1978

**TOUCHDOWNS RUSHING &
PASSING:**

58	1945
55	1973
53	1972
47	1950
46	1975
45	1979
45	1978
45	1977
44	1971
42	1983
41	2003
41	2002
41	1982

RUSHING

MOST RUSHES:

763	1979
707	1981
705	1971
704	1972
697	1977
686	1974
680	1975
644	1973
638	1978
636	1982

MOST YARDS GAINED:

4,027	1973
3,792	1979
3,565	1971
3,392	1972
3,288	1974
3,268	1977
3,220	1975
3,167	1986
3,158	1978
3,082	1981

**MOST YARDS GAINED PER
GAME:**

366.09	1973
344.73	1979
324.10	1971
308.36	1972
301.82	1975
298.91	1974
297.67	1945
287.09	1978
297.09	1977
280.18	1981

**HIGHEST AVERAGE PER
RUSH:**

6.06	1973
5.92	1950
5.74	1945
5.41	1986
5.28	2001
5.06	1971
4.98	1991
4.97	1979
4.95	1978
4.88	1975

**MOST RUSHING
TOUCHDOWNS:**

46	1971
43	1973
43	1945
42	1972
38	1979
35	1975
34	1977
34	1971
32	1976
32	1974

PASSING

MOST ATTEMPTS:

393	2006
386	2003
382	1989
353	1999
351	2005
341	1998
328	1969
322	1970
321	1996
311	2000
310	2002
299	1997

MOST COMPLETIONS:

230	1989
224	2006
209	2005
201	2003
198	1999
195	1969
190	1998
175	1970
174	2002
160	1995

MOST YARDS GAINED:

2,767	2006
2,707	1969
2,654	1989
2,597	2005
2,491	2003
2,473	2002
2,435	1998
2,378	1999
2,192	1996
2,182	1985

**MOST YARDS GAINED PER
GAME:**

270.70	1969
241.27	1989
221.40	1998
212.85	2006
199.77	2005
198.16	1999
196.73	1970
191.62	2003
190.23	2002
183.00	2001

MOST TOUCHDOWN PASSES:

18	2006
18	1950
17	2003
17	1997
17	1985
17	1966
16	2005
16	2001
16	1970
15	1999
15	1996
15	1945

**HIGHEST AVERAGE GAIN
PER ATTEMPT:**

13.41	1973
10.61	1977
10.41	1981
9.45	1945
9.13	1972
9.07	1982
8.91	1976
8.76	1991
8.65	1965
8.51	1985

**MOST INTERCEPTIONS
AGAINST:**

25	1970
19	1956
18	1989
17	1994
17	1967
17	1957
16	2000
16	1996
16	1990
16	1984
16	1983
16	1942

**FEWEST INTERCEPTIONS
AGAINST:**

2	1981
3	1974
3	1966
3	1965
4	1997
4	1975
4	1945
5	2001
5	1977
5	1972
5	1961

SCORING

MOST POINTS:

447	1973
430	1945
406	1972
396	1945
383	1979
380	1999
380	1977
374	1975
368	1971
367	2002

**MOST POINTS SCORED PER
GAME:**

44.0	1945
39.8	1973
39.6	1945
33.8	1972
31.9	1979
31.7	1977
31.6	1934
31.2	1975
30.7	1971
30.5	1983
30.2	1944

**MOST TOUCHDOWNS
SCORED:**

61	1973
58	1945
55	1972
48	1950
46	1975
46	1971
45	2002
45	1979
45	1978
45	1977

MOST PATS BY KICKING:

57	1973
46	1972
46	1945
42	1978
41	1975
40	1983
40	1977
39	2002
39	1986
39	1979

MOST FIELD GOALS:

22	1990
22	1989
21	2006
20	1992
20	1988
18	2002
18	1999
17	1985
17	1981
16	2003

INTERCEPTIONS

INTERCEPTIONS BY:

25	1979
24	1968
24	1966
24	1952
22	1992
22	1962
21	1981
20	1991
20	1987
20	1973
20	1971
20	1966
20	1959
20	1954
20	1950

YARDS RETURNED:

402	1991
356	1959
336	1952
335	1981
333	2002
309	1962
300	1999
281	1995
275	1953
272	1940

AVERAGE PER RETURN:

26.83	1997
20.10	1991
19.43	1940
18.75	1999
18.50	2002
17.80	1959
17.60	1949
16.88	2003
16.62	2006
16.23	1947

INTERCEPTION RETURNS FOR TDS:

4	1995
3	2006
3	1992
3	1991
2	2003
2	2002
2	1972
2	1970
2	1966
2	1953
2	1952
2	1941
2	1940

PUNTS

MOST PUNTS:

92	1946
92	1941
88	1958
83	1942
82	1940
78	1986
75	2003
75	1959
74	1994
73	1996
70	1948

FEWEST PUNTS:

39	1973
43	1979
43	1964
45	1985
45	1972
46	1982
46	1977
47	1950
50	1991
50	1974

HIGHEST AVERAGE PER PUNT:

44.13	1985
44.13	1981
44.00	1998
42.82	1973
42.29	1996
42.02	1982
41.95	1988
41.85	1971
41.77	1986
41.72	1966
41.65	1997
41.60	1972

PUNTING YARDS:

3,497	1946
3,409	1941
3,318	1958
3,114	1940
3,087	1996
3,071	1942
3,001	1994
2,976	2003
2,901	1998
2,889	1968

PUNT RETURNS

MOST RETURNS:

95	1940
71	1946
57	1942
55	1975
54	1941
49	1961
49	1973
48	1992
48	1986
47	1969

YARDS RETURNED:

783	1946
768	1947
737	1941
530	1942
522	1952
516	1973
486	1991
481	1961
471	1948
470	1962

AVERAGE PER RETURN:

17.86	1947
16.76	1991
13.65	1941
13.57	1968
12.73	1952
12.72	1949
12.47	1971
12.37	1962
12.31	1953
12.13	2000

KICKOFF RETURNS

MOST RETURNS:

45	1970
42	1956
39	2000
39	1969
38	1997
38	1948
35	2001
35	1998
35	1989
34	2003
34	1988
34	1987

YARDS RETURNED:

892	1970
844	1997
821	1969
816	1956
814	1948
766	2003
752	2001
738	1988
714	2000
683	1957

AVERAGE PER RETURN:

28.94	1962
27.84	1963
26.41	1964
25.94	1941
24.41	2004
24.18	1996
23.95	1973
23.81	1952
23.79	1971
23.62	1940
23.71	1998

FEWEST RETURNS:

13	1961
14	1966
15	1960
17	1982
17	1981
17	1975
17	1966
17	1964
17	1962
17	1941

FIRST DOWNS

TOTAL:

263	1970
261	1989
254	2002
250	1983
249	1970
247	2006
247	1982
243	1986
241	1992
241	1977
240	1999

RUSHING:

213	1979
192	1973
188	1971
178	1972
179	1977
167	1974
166	1975
162	1986
155	1981
155	1976

PASSING:

134	1989
128	2006
122	1969
113	1970
111	2003
107	1998
106	2002
102	2005
102	1999
99	1995

PENALTY:

22	2006
20	1992
19	2002
19	2000
18	1996
18	1991
17	2005
16	2003
16	1988
15	1985

AVERAGE PENALTIES PER GAME:

23.91	1979
23.72	1989
22.73	1983
22.64	1970
22.45	1982
21.91	1977
21.73	1973
21.73	1972
21.60	1969
20.73	1985

PENALTIES

MOST PENALTIES:

121	2002
94	1995
93	2001
92	1999
84	1998
83	1993
82	2000
79	2003
78	2006
77	1996
77	1992

MOST YARDS PENALIZED:

1,024	2002
753	1998
737	2001
734	1999
702	1993
679	1995
671	1986
667	1961
656	2003
656	1987

FEWEST PENALTIES:

31	1949
34	1974
34	1969
34	1967
35	1957
36	1970
36	1966
36	1942
38	1977
38	1947
38	1948

FEWEST YARDS PENALIZED:

263	1967
271	1949
304	1969
334	1974
340	1979
340	1950
341	1968
345	1966
346	1970
346	1963

FEWEST YARDS PENALIZED PER GAME:

26.30	1967
27.10	1949
30.36	1974
30.40	1969
30.91	1979
31.45	1970
31.73	1973
32.27	1977
33.36	1972
33.90	1981

FUMBLES

FEWEST FUMBLES:

9	1945
12	1941
15	1998
16	2004
17	1947
17	1940
18	2005
18	1988
18	1966
19	2006
19	1999
19	1989
19	1969

MOST FUMBLES:

50	1981
47	1952
46	1972
43	1974
42	1982
42	1978
40	1979
38	1975
35	1973
34	1991
34	1954

FEWEST LOST:

1	1938
2	1942
6	1968
7	2003
7	1988
8	2005
8	1966
8	1999
8	1998
8	1941
8	1940

MOST LOST:

27	1981
27	1952
25	1972
23	1982
23	1970
22	1975
21	1976
20	1954
19	1974
18	1979


TURNOVERS

INTERCEPTIONS AND FUMBLES LOST:

37	1970 (25 ints., 12 fumb.)
36	1956 (19 ints., 17 fumb.)
35	1982 (12 ints., 23 fumb.)
34	1952 (7 ints., 27 fumb.)
33	1957 (17 ints., 16 fumb.)
32	(19 ints., 13 fumb.)
30	1972 (5 ints., 25 fumb.)
30	1954 (10 ints., 20 fumb.)
29	1996 (16 ints., 13 fumb.)
29	1983 (16 ints., 13 fumb.)
29	1981 (2 ints., 27 fumb.)
29	1976 (8 ints., 21 fumb.)

FEWEST TURNOVERS:

6	1945 (4 ints., 2 fumb.)
12	2005 (4 ints., 8 fumb.)
14	1997 (4 ints., 10 fumb.)
15	2001 (5 ints., 10 fumb.)
15	1966 (3 ints., 12 fumb.)
15	1941 (7 ints., 8 fumb.)
16	1994 (7 ints., 9 fumb.)
16	1966 (8 ints., 8 fumb.)
17	1998 (9 ints., 8 fumb.)
17	1985 (8 ints., 9 fumb.)
17	1964 (6 ints., 11 fumb.)



Kenneth Darby

Firsts & Milestones

First Game: Alabama won 55-0 against Birmingham High School on Nov. 11, 1892, at Old Lakeview Park in Birmingham. This was also Alabama's first victory and first shutout.

First Conference Game: On Nov. 9, 1895, in Columbus, Ga., Georgia won the Southern Intercollegiate Athletic Association game, 30-6.

First Conference Victory: Alabama beat Mississippi State, 20-0, on Nov. 4, 1896, in Tuscaloosa.

First Perfect Season: 1897, 1-0-0 with a single victory over Tuscaloosa Athletic Club. The team was coached by Allen McCants.

First Perfect Season including a bowl: 1925, 10-0-0 including a 20-19 victory over Washington in the Rose Bowl. Wallace Wade was the coach.

First SEC Championship: 1933, as coach Frank Thomas guided the Crimson Tide to a 5-0-1 conference and a 7-1-1 overall record.

First SEC Divisional Championship: 1992, as Gene Stallings guided the Tide to a perfect 8-0 league mark and a national championship.

First Night Game: On Sept. 27, 1940, against Spring Hill College in Mobile, Alabama won, 26-0.

First Bowl Game: On January 1, 1926, the Tide rallied in the second half to defeat Washington, 20-19, in the Rose Bowl. The Tide staked its claim for its first national championship with that win.

First TV Game: October 20, 1951, in Birmingham. Alabama lost to Tennessee, 27-13.

First TV Game in Tuscaloosa: November 17, 1979. Alabama defeated Miami, 30-0, before a national audience.

MILESTONE WINS

- 1 Alabama 56, Birmingham HS 0 (11-1892)
- 100 Alabama 49, Ole Miss 0 (10-11-1919)
- 150 Alabama 34, Florida 9 (11-14-1925)
- 200 Alabama 28, George Washington 6 (10-8-1932)
- 250 Alabama 26, Kentucky 6 (10-29-1938)
- 300 Alabama 54, SW Louisiana 9 (10-12-1946)
- 350 Alabama 33, Georgia 12 (10-31--53)
- 400 Alabama 36, Miami (Fla.) 3 (11-10-1962)
- 450 Alabama 17, USM 14 (9-28-1968)
- 500 Alabama 21, LSU 7 (11-22-1973)
- 550 Alabama 35, Va. Tech 0 (10-28-1978)
- 600 Alabama 28, USM 16 (11-12-1983)
- 650 Alabama 32, LSU 16 (11-11-1989)
- 700 Alabama 23, Ole Miss 9 (10-21-1995)
- 750 Alabama 34, Tennessee 14 (10-26-2002)
- 780 Alabama 38, Florida Int'l. 3 (10-28-2006)

Historical Notables

ALABAMA'S 10-WIN FOOTBALL SEASONS

Year	Record
1920	10-1
1925	10-0
1930	10-0
1934	10-0
1945	10-0
1952	10-2
1961	11-0
1962	10-2
1964	10-1
1966	11-0
1971	11-1
1972	10-2
1973	11-1
1974	11-1
1975	11-1
1977	11-1
1978	11-1
1979	12-0
1980	10-2
1986	10-3
1989	10-2
1991	11-1
1992	13-0
1994	12-1
1996	10-3
1999	10-3
2002	10-3
2005	10-2

DOMINATING DECADES

School (Decade)	Overall Record
ALABAMA (1970s)	103-16-1
Oklahoma (1970s)	102-13-3
Nebraska (1980s)	103-20
BYU (1980s)	102-26
Florida State (1990s)	109-13-1
Nebraska (1990s)	108-16-1
Florida (1990s)	102-22-1



Crimson Tide legend Paul "Bear" Bryant is carried off the field after defeating Illinois in the 1982 Liberty Bowl, the last game of his career.

THIS IS ALABAMA FOOTBALL

Scoring

Year	Player	TD	PATs	FG	Pts.
1937	Joe Kilgrow	5	12	0	42
1938	Vic Bradford	3	10	3	31
1939	Paul Spencer	6	0	0	36
1940	Paul Spencer	8	0	0	48
1941	Jimmy Nelson	8	0	0	48
1942	Russ Craft	7	0	0	42
1943	No Team				
1944	Lowell Tew	6	0	0	36
	Hugh Morrow	1	30	0	36
1945	Fred Grant	11	0	0	66
1946	Hugh Morrow	2	21	1	36
1947	Harry Gilmer	7	0	0	42
1948	Ed Salem	5	27	1	60
1949	Ed Salem	4	27	0	51
1950	Al Lary	10	0	0	60
1951	Bobby Marlow	12	0	0	72
1952	Bobby Luna	6	33	1	72
1953	Bobby Luna	3	13	1	34
1954	Corky Tharp	6	0	0	36
1955	Don Kinderknecht	2	3	0	15
1956	Don Comstock	4	0	0	24
1957	Danny Wilbanks	3	0	0	18
1958	Bobby Jackson	7	2	0	44
1959	Marlin Dyess	3	0	0	18
1960	Pat Trammell	4	4	0	28
1961	Pat Trammell	9	2	0	56
1962	Cotton Clark	15	2	0	92
1963	Benny Nelson	10	2	0	62
1964	David Ray	2	23	12	71
1965	David Ray	1	21	7	48
1966	Steve Davis	0	25	10	55
1967	Dennis Homan	9	0	0	54
1968	Mike Dean	1	16	6	40
1969	Johnny Musso	13	0	0	78
1970	Richard Ciemny	0	26	10	56
1971	Johnny Musso	16	4	0	100
1972	Bill Davis	0	46	5	61
1973	Bill Davis	0	51	8	75
1974	Calvin Culliver	8	0	0	48
1975	Richard Todd	9	0	0	54
1976	Bucky Berry	0	35	6	53
1977	Tony Nathan	15	2	0	92
1978	Alan McElroy	0	37	7	58
1979	Alan McElroy	0	32	15	77
1980	Peter Kim	0	35	12	71
1981	Peter Kim	0	25	15	70
1982	Craig Turner	12	0	0	72
1983	Van Tiffin	0	40	14	82
1984	Van Tiffin	0	23	15	68
	Paul Carruth	11	2	0	68
1985	Van Tiffin	0	33	17	84
1986	Bobby Humphrey	17	2	0	104
1987	Bobby Humphrey	13	0	0	78
1988	Philip Doyle	1	28	19	91
1989	Siran Stacy	18	0	0	108
1990	Philip Doyle	0	25	24	97
1991	Siran Stacy	10	0	0	60
1992	Michael Proctor	0	37	19	94
1993	Michael Proctor	0	31	22	97
1994	Michael Proctor	0	32	13	71
1995	Michael Proctor	0	31	11	64
1996	Dennis Riddle	14	0	0	84
1997	Brian Cunningham	0	14	12	50
1998	Shaun Alexander	17	0	0	102
1999	SHAUN ALEXANDER	24	0	0	144
2000	Neal Thomas	0	27	9	54
2001	Neal Thomas	0	33	15	78
2002	Santonio Beard	12	0	0	72
2003	Shaud Williams	16	0	0	96
2004	Brian Bostick	0	33	16	83
2005	Jamie Christensen	0	25	16	73
2006	Jamie Christensen	0	17	13	56

Interceptions

Year	Player	No.	Yards	TDs
1945	Harry Gilmer	5	140	0
1946	Harry Gilmer	8	79	0
1947	Monk Mosley	3	37	0
	Harry Gilmer	3	15	0
1948	Ed Salem	3	47	0
	Bill Cadenhead	3	6	0
	Gordon Pettus	3	2	0
1949	Jack Brown	3	64	0
1950	Bobby Wilson	3	62	0
1951	Bobby Wilson	6	37	0
1952	HOOTIE INGRAM	10	163	2
1953	Bobby Luna	6	158	1
1954	Corky Tharp	5	97	1
	Bobby Luna	5	73	0
1955	Bart Starr	1	34	0
	Don Connor	1	13	0
	Max Kelley	1	12	0
	Glen Graham	1	4	0
	Albert Elmore	1	0	0
	Wesley Thompson	1	0	0
1956	Don Kinderknecht	2	14	0
1957	Clay Walls	4	63	0
1958	Gary O'Steen	3	48	0
	Duff Morrison	3	44	0
1959	Norbie Ronsonet	3	57	0
	Duff Morrison	3	51	0
1960	Bobby Skelton	2	37	0
	Butch Wilson	2	23	0
	Billy Richardson	2	17	0
	Elbert Cook	2	6	0
1961	Bill Battle	2	40	0
	Bill Oliver	2	29	0
	Billy Richardson	2	17	0
	Lee Roy Jordan	2	9	0
	Butch Wilson	2	0	0
1962	Cotton Clark	4	118	0
	Butch Wilson	4	95	0
1963	Billy Piper	5	92	1
1964	David Ray	3	25	0
1965	Bobby Johns	6	26	0
1966	BOBBY JOHNS	4	85	2
	Dicky Thompson	4	54	0
1967	Dicky Thompson	2	3	0
	Bob Childs	2	1	0
1968	Mike Dean	6	111	1
1969	Bill Blair	3	3	0
1970	Steve Higginbotham	4	107	1
1971	Steve Higginbotham	7	108	1
1972	Lanny Norris	4	54	0
1973	Wayne Rhodes	4	42	0
1974	Ricky Davis	6	110	1
1975	Tyrone King	4	51	1
1976	Mike Tucker	3	22	0
1977	Mike Tucker	3	21	0
	Don McNeal	3	0	0
1978	Jim Bob Harris	3	18	0
1979	Tommy Wilcox	4	15	0
	Ricky Tucker	4	15	0
1980	Ricky Tucker	4	58	0
1981	Jeremiah Castille	5	101	0
1982	Jeremiah Castille	7	60	0
1983	Stan Gay	3	25	0
	Freddie Robinson	3	19	0
1984	Vernon Wilkinson	3	13	0
1985	Kermit Kendrick	3	21	0
	Freddie Robinson	3	-3	0
1986	Freddie Robinson	5	15	0
1987	John Mangum	5	1	0
1988	Lee Ozmint	6	43	0
1989	John Mangum	5	32	0
	Efrum Thomas	5	30	0
1990	Efrum Thomas	3	14	0
	John Sullins	3	2	0

Year	Player	No.	Yards	TDs
1991	George Teague	6	96	0
1992	ANTONIO LANGHAM	6	114	2
	George Teague	6	0	0
1993	Antonio Langham	7	67	1
1994	Tommy Johnson	5	16	0
1995	Kevin Jackson	5	46	1
1996	Kevin Jackson	7	44	1
1997	Fernando Bryant	3	106	1
	Kelvin Sigler	3	50	0
1998	Marcus Spencer	4	66	0
1999	Reggie Myles	5	72	1
	Milo Lewis	5	59	0
2000	Milo Lewis	4	20	0
2001	Thurman Ward	1	60	1
	Kenny King	1	8	0
	Reggie Myles	1	5	0
	Waine Bacon	1	4	0
	Kindal Moorehead	1	0	0
	Roberto McBride	1	0	0
2002	Charlie Peprah	4	90	1
	Waine Bacon	4	32	0
2003	Charlie Peprah	4	93	1
	Charles Jones	4	63	1
2004	Anthony Madison	4	22	0
2005	Juwan Simpson	2	7	0
	Ramzee Robinson	2	60	0
	Simeon Castille	2	0	0
2006	Simeon Castille	6	71	0



Milo Lewis recorded the most interceptions for the Tide in 2000 with four and tied Reggie Myles in 1999 with five.

Punt Returns

Year	Player	No.	Yards	TDs
1944	Harry Gilmer	13	161	0
1945	Harry Gilmer	12	141	0
1946	HARRY GILMER	37	436	0
1947	Harry Gilmer	21	381	2
1948	Gordon Pettus	10	200	1
1949	Ed Salem	9	138	0
1950	Larry Chiodetti	10	106	0
1951	Larry Chiodetti	6	100	0
1952	Hootie Ingram	30	329	0
1953	Corky Tharp	5	150	0
1954	Bobby Luna	11	79	0
1955	Osbie Linville	4	71	0
1956	Clay Walls	13	85	0
1957	Jerry Daniel	4	78	0
1958	Gary O'Steen	16	162	1
1959	Billy Richardson	10	114	0
1960	Ray Abruzzese	11	120	0
1961	Billy Richardson	21	191	0
1962	Cotton Clark	15	243	0
1963	Benny Nelson	11	82	0
1964	Johnny Mosley	14	148	0
1965	Johnny Mosley	17	110	0
1966	Mike Sasser	26	223	0
1967	Donnie Sutton	16	142	0
1968	Tommy Wade	14	132	0
1969	Mike Dean	11	128	0
1970	Tommy Wade	27	295	1
1971	Bobby McKinney	25	326	1
1972	Bobby McKinney	26	181	0
1973	Willie Shelby	15	191	1
1974	Willie Shelby	29	274	1
1975	WILLIE SHELBY	45	396	1
1976	Ozzie Newsome	23	187	0
1977	Tony Nathan	18	223	0
1978	Tony Nathan	20	120	0
1979	Ken Coley	14	149	0
1980	Major Ogilvie	17	101	0
1981	Joey Jones	29	128	0
1982	Darryl White	19	117	0
1983	Greg Richardson	30	263	0
1984	Greg Richardson	36	235	0
1985	Greg Richardson	17	170	0
1986	Greg Richardson	42	329	1
1987	Gene Jelks	19	172	1
1988	Murry Hill	22	207	0
1989	Gene Jelks	24	138	0
1990	Chris Anderson	26	224	0
1991	DAVID PALMER	24	386	3
1992	David Palmer	28	236	1
1993	David Palmer	31	244	0
1994	Deshea Townsend	12	151	0
1995	Michael Vaughn	15	77	0
1996	Chad Goss	12	83	0
1997	Arvin Richard	23	161	0
1998	Arvin Richard	25	148	0
1999	Freddie Milons	29	282	1
2000	Antonio Carter	8	35	0
2001	Antonio Carter	20	138	0
2002	Shaud Williams	40	346	0
2003	Shaud Williams	19	133	1
2004	Brandon Brooks	25	128	0
2005	Tyrone Prothro	11	81	0
2006	Javier Arenas	31	286	2

Kickoff Returns

Year	Player	No.	Yards	TDs
1944	Harry Gilmer	7	217	0
1945	Harry Gilmer	1	50	0
1946	Harry Gilmer	9	230	0
1947	Harry Gilmer	3	77	0
1948	Bill Cadenhead	5	114	0
1949	Tom Calvin	8	209	0
1950	Larry Chiodetti	6	143	0
1951	Bimbo Melton	11	209	0
1952	Bob Conway	11	320	1
1953	Bobby Luna	11	225	0
1954	Corky Tharp	7	169	0
1955	Osbie Linville	6	134	0
1956	Jim Loftin	6	147	0
1957	Gary O'Steen	9	196	0
1958	Gary O'Steen	3	48	0
1959	Gary O'Steen	6	145	0
1960	Ray Abruzzese	4	86	0
1961	Mike Fracchia	5	114	0
1962	Butch Wilson	8	317	1
1963	Benny Nelson	6	188	1
1964	Ray Ogden	10	334	1
1965	Les Kelley	5	115	0
1966	Mike Sasser	7	173	0
1967	Perry Willis	5	108	0
1968	Donnie Sutton	10	184	0
1969	George Ranager	11	301	1
1970	Buddy Seay	22	471	1
1971	Bobby McKinney	11	282	0
1972	Bobby McKinney	7	125	0
1973	Willie Shelby	9	238	1
1974	Willie Shelby	9	204	0
1975	Willie Shelby	10	216	0
1976	Tony Nathan	8	157	0
1977	Tony Nathan	10	212	0
1978	Tony Nathan	12	281	0
1979	Don McNeal	11	193	0
1980	Darryl White	4	96	0
1981	Jeremiah Castille	5	123	0
1982	Craig Turner	7	79	0
1983	Joe Carter	21	454	0
1984	Chester Braggs	7	118	0
1985	Bobby Humphrey	12	315	0
1986	Bobby Humphrey	19	344	0
1987	Bobby Humphrey	15	356	0
1988	Pierre Goode	15	334	1
1989	Gene Jelks	15	318	0
1990	Lorenzo Cole	5	110	0
1991	David Palmer	10	257	0
1992	David Palmer	6	145	0
1993	David Palmer	20	439	0
1994	Rondi Gibson	6	122	0
1995	Marcell West	13	297	0
1996	Marcell West	16	393	0
1997	Fernando Bryant	15	416	0
1998	ARVIN RICHARD	25	595	0
1999	Freddie Milons	11	237	0
2000	Arvin Richard	17	325	0
2001	Freddie Milons	16	374	0
2002	Ray Hudson	13	267	0
2003	Ray Hudson	10	202	0
2004	Tyrone Prothro	17	452	1
2005	Tyrone Prothro	7	193	0
2006	Javier Arenas	18	344	0

Passes Broken Up

Year	Player	No.
1970	Bobby McKinney	8
1971	Steve Higginbotham	9
1972	Lanny Norris	9
1973	David McMakin	7
1974	Mike Washington	9
1975	Leroy Cook	6
1976	Mike Tucker	9
1977	Don McNeal	11
1978	Ricky Tucker	11
1979	Don McNeal	10
	Jim Bob Harris	10
1980	Tommy Wilcox	6
	Jeremiah Castille	6
	Mike Clements	6
	Ricky Tucker	6
1981	Benny Perrin	11
1982	Jeremiah Castille	12
	Stan Gay	12
	Jon Hand	7
1984	Paul Tripoli	6
	Britton Cooper	6
1985	Britton Cooper	6
	Kermit Kendrick	6
1986	Freddie Robinson	7
1987	John Mangum	10
1988	John Mangum	13
1989	JOHN MANGUM	24
1990	Mark McMillian	10
	Stacy Harrison	10
1991	George Teague	10
1992	George Teague	7
1993	Antonio Langham	10
1994	Deshea Townsend	8
1995	Deshea Townsend	5
1996	Deshea Townsend	14
	Fernando Bryant	14
1997	Deshea Townsend	11
1998	Antoine Hunter	6
1999	Milo Lewis	16
2000	Milo Lewis	17
2001	Gerald Dixon	10
2002	Gerald Dixon	12
2003	Charlie Peprah	14
2004	Anthony Madison	14
2005	Freddie Roach	9
	Ramzee Robinson	9
2006	Simeon Castrille	12

THIS IS ALABAMA FOOTBALL

TOTAL TACKLES FOR LOSSES

(Sacks & Tackles behind the Line)

Year	Player	No.	Yards
1971	Robin Parkhouse	9	50
	Terry Rowell	9	39
1972	John Mitchell	12	81
1973	Mike DuBose	16	92
1974	Leroy Cook	10	58
1975	Leroy Cook	14	87
1976	Paul Harris	14	84
1977	David Hannah	9	44
1978	Marty Lyons	15	62
	Gary DeNiro	15	57
1979	E.J. Junior	14	50
1980	E.J. Junior	12	56
1981	Mike Pitts	14	77
1982	Mike Pitts	12	62
1983	Emanuel King	17	111
1984	Curt Jarvis	13	51
1985	Jon Hand	9	26
1986	Cornelius Bennett	19	105
1987	Derrick Thomas	19	143
1988	DERRICK THOMAS	39	250
1989	Keith McCants	9	51
1990	George Thornton	13	81
1991	John Copeland	15	72
1992	John Copeland	21.5	70
1993	Jeremy Nunley	16	74
1994	Shannon Brown	10	54
	Dameian Jeffries	10	36
1995	Darrell Blackburn	11	68
	John Walters	11	40
1996	Michael Myers	21	64
1997	Trevis Smith	18	74
1998	Travis Carroll	19	61
1999	Kenny King	19.5	75
2000	Jarret Johnson	21	127
2001	Jarret Johnson	14	94
2002	Kenny King	7	18
2003	Antwan Odom	9.5	65
2004	Wallace Gilberry	19.5	94
2005	Mark Anderson	25.5	104
2006	Wallace Gilbery	14	54

TACKLES

Year	Name	Primary	Name	Assists
1970	Jim Krapf	92	Terry Rowell	79
1971	Tom Surlas	91	Jeff Rouzie	90
1972	Chuck Strickland	87	John Mitchell	75
1973	WOODROW LOWE	134	Mike Raines	70
1974	Leroy Cook	81	Ronny Robertson	74
1975	Bob Baumhower	85	Leroy Cook	79
1976	Bob Baumhower	93	Charles Hannah	91
1977	Barry Krauss	91	Rich Wingo	75
1978	Marty Lyons	119	BARRY KRAUSS	112
1979	Thomas Boyd	92	Randy Scott	56
1980	Thomas Boyd	120	Randy Scott	90
1981	Robbie Jones	107	Thomas Boyd	86
1982	Eddie Lowe	110	Steve Booker	90
1983	Emanuel King	84	Cornelius Bennett	73
1984	Cornelius Bennett	102	Jon Hand	85
1985	Wayne Davis	125	Joe Godwin	81
1986	Greg Gilbert	103	Wayne Davis	85
1987	Willie Wyatt	95	Greg Gilbert	90
1988	Derrick Thomas	88	Keith McCants	78
1989	Keith McCants	119	Vantreise Davis	70
1990	John Sullins	76	Derrick Oden	72
1991	John Sullins	70	John Copeland	65
1992	Lemanski Hall	70	Michael Rogers	68
1993	Lemanski Hall	76	Sam Shade	73
1994	Willie Gaston	75	Ralph Staten	62
1995	Dwayne Rudd	91	John Walters	71
1996	Dwayne Rudd	74	Kevin Jackson	72
1997	Kelvin Sigler	86	Trevis Smith	68
1998	Tony Dixon	59	Travis Carroll	36
1999	Marcus Spencer	49	Saleem Rasheed	36
	Tony Dixon	49		
2000	Marcus Spencer	76	Saleem Rasheed	39
2001	Saleem Rasheed	71	Brooks Daniels	43
2002	Brooks Daniels	68	Cornelius Wortham	43
2003	Roman Harper	79	DeMeco Ryans	54
2004	Cornelius Wortham	99	DeMeco Ryans	78
2005	DeMeco Ryans	76	Roman Harper	69
2006	Juwan Simpson	86	Jeffrey Dukes	86

FUMBLES (RECOVERED/CAUSED)

Year	Player	Recovered	Player	Caused
1966	Johnny Mosley	2		
1967	DICKY THOMPSON	5		
1968	Randy Barron	2		
	Mike Hall	2		
	Norris Hamer	2		
	Donnie Sutton	2		
1969	Paul Boschung	2		
1970	Ed Hines	3	Danny Gilbert	2
1971	Wayne Hall	3	Robin Parkhouse	4
	Terry Rowell	3	Jeff Beard	4
	Steve Williams	3	John Mitchell	4
1972	John Croyle	4	Mike DuBose	4
1973	Robin Cary	2	Woodrow Lowe	2
	Randy Hall	2	Mike Washington	2
	Mike Raines	2	Mike DuBose	2
			Dick Turpin	2
1974	Woodrow Lowe	3	Conley Duncan	3
1975	COLENZO HUBBARD	5	Leroy Cook	4
1976	Colenzo Hubbard	3	Paul Harris	4
	Gus White	3		
1977	Marty Lyons	2	Barry Krauss	3
	David Hannah	2		
	Wayne Hamilton	2		
	Rickey Gilliland	2		
1978	Murray Legg	4	Marty Lyons	4
			E.J. Junior	4
1979	Randy Scott	3	E.J. Junior	4
1980	Warren Lyles	4	Ricky Tucker	3
			Gary DeNiro	3
1981	Russ Wood	2	Thomas Boyd	2
	Jackie Cline	2	Jackie Cline	2
	Robbie Jones	2	Eddie Lowe	2
	Warren Lyles	2		
1982	Russ Wood	4	Russ Wood	3
1983	Emanuel King	3	Randy Edwards	3
	Scott McRae	3		
1984	Larry Roberts	2	Jon Hand	2
	Jon Hand	2		
1985	Greg Gilbert	2	Jon Hand	3
1986	Derrick Slaughter	3	Cornelius Bennett	6
1987	Tommy Cole	3	DERRICK THOMAS	7
1988	Willie Wyatt	2	Derrick Thomas	2
	George Bethune	2	Keith McCants	2
			Willie Wyatt	2
			George Bethune	2
			Greg Gilbert	2
1989	George Thornton	4	Spencer Hammond	4
1990	Steve Webb	4	John Sullins	2
1991	Charles Gardner	2	John Copeland	3
	Antonio Langham	2	Antonio London	3
1992	Lemanski Hall	3	Antonio London	4
1993	Seven Players	1	Lemanski Hall	2
1994	Sam Shade	3	Dameian Jeffries	3
1995	Dwayne Rudd	2	Dwayne Rudd	4
1996	Chris Hood	4	Ralph Staten	2
1997	Trevis Smith	4	Kelvin Sigler	3
1998	Trevis Smith	4	Kelvin Sigler	4
1999	Kenny King	2	Kindal Moorehead	3
2000	Milo Lewis	2	Victor Ellis	2
			Kenny Smith	2
2001	Kenny King	3	Saleem Rasheed	2
			Waine Bacon	2
			Jarret Johnson	2
2002	Waine Bacon	2	Charles Jones	3
	Chris James	2	Jarret Johnson	3
2003	Charlie Peprah	2	Charles Jones	2
	Juwan Garth	2	Antwan Odom	2
2004	Mark Anderson	2	Mark Anderson	2
	Wallace Gilberry	2	Wallace Gilberry	2
	Freddie Roach	2	Freddie Roach	2
2005	Charlie Peprah	2	DeMeco Ryans	2
	DeMeco Ryans	2	Simeon Castille	2
2006	Simeon Castille	3	Roman Harper	2
			Charlie Peprah	2
			Juwan Simpson	2
			Rashad Johnson	2

NOTE: Official tackles not recorded until 1970.
BOLD FACE AND ALL CAPS INDICATES SCHOOL RECORD

Alabama Year by Year

Here is a comprehensive look at Alabama's all-time football results. An * indicates a post-season bowl game.

1892

Won 2, Lost 2
Coach E.B. Beaumont

56	B'ham High Sch.	0	Birmingham	Nov. 11
4	B'ham A.C.	5	Birmingham	Nov. 12
14	B'ham A.C.	0	Birmingham	Dec. 10
22	Auburn	32	Birmingham	Feb. 22, 1893
96		37		

1893

Won 0, Lost 4
Coach Eli Abbott

0	B'ham A.C.	4	Tuscaloosa	Oct. 14
8	B'ham A.C.	10	Birmingham	Nov. 4
0	Sewanee	20	Birmingham	Nov. 11
16	Auburn	40	Montgomery	Nov. 30
24		74		

1894

Won 3, Lost 1
Coach Eli Abbott

0	Mississippi	6	Jackson	Oct. 27
18	Tulane	6	New Orleans	Nov. 3
24	Sewanee	4	Birmingham	Nov. 15
18	Auburn	0	Montgomery	Nov. 29
60		16		

1895

Won 0, Lost 4
Coach Eli Abbott

6	Georgia	30	Columbus, Ga.	Nov. 2
0	Tulane	22	New Orleans	Nov. 16
6	LSU	12	Baton Rouge	Nov. 18
0	Auburn	48	Tuscaloosa	Nov. 23
12		112		

1896

Won 2, Lost 1
Coach Otto Wagonhurst

30	B'ham A.C.	0	Tuscaloosa	Oct. 24
6	Sewanee	10	Tuscaloosa	Oct. 31
20	Miss. State	0	Tuscaloosa	Nov. 14
56		10		

1897

Won 1, Lost 0
Coach Allen McCants

6	Tuscaloosa A.C.	0	Tuscaloosa	Nov. 13
---	-----------------	---	------------	---------

1898

NO TEAM

1899

Won 3, Lost 1
Coach W.A. Martin

16	Tuscaloosa AC	5	Tuscaloosa	Oct. 21
16	Montgomery AC	0	Tuscaloosa	Nov. 11
7	Mississippi	5	Jackson	Nov. 24
0	N. Orleans A.C.	21	New Orleans	Nov. 25
39		31		

1900

Won 2, Lost 3
Coach M. Griffin

35	Taylor School	0	Tuscaloosa	Oct. 21
12	Mississippi	5	Tuscaloosa	Oct. 26
0	Tulane	6	Tuscaloosa	Nov. 3
5	Auburn	53	Montgomery	Nov. 17
0	Clemson	35	Birmingham	Nov. 29
52		99		

1901

Won 2, Lost 1, Tied 2
Coach G.H. Harvey

41	Mississippi	0	Tuscaloosa	Oct. 19
0	Georgia	0	Montgomery	Nov. 9
0	Auburn	17	Tuscaloosa	Nov. 15
45	Miss. State	0	Tuscaloosa	Nov. 16
6	Tennessee	6	Birmingham	Nov. 28
92		23		

1902

Won 4, Lost 4
Coach Eli Abbott

57	B'ham H.S.	0	Tuscaloosa	Oct. 10
81	Marion Inst.	0	Tuscaloosa	Oct. 13
0	Auburn	23	Birmingham	Oct. 18
0	Georgia	5	Birmingham	Nov. 1
27	Miss. State	0	Tuscaloosa	Nov. 8
0	Texas	10	Tuscaloosa	Nov. 11
26	Georgia Tech	0	Birmingham	Nov. 27
0	LSU	11	Tuscaloosa	Nov. 29
191		49		

1903

Won 3, Lost 4
Coach W.B. Blount

0	Vanderbilt	30	Nashville	Oct. 10
0	Miss. State	11	Columbus, Miss.	Oct. 16
18	Auburn	6	Montgomery	Oct. 23
0	Sewanee	23	Birmingham	Nov. 2
18	LSU	0	Tuscaloosa	Nov. 9
0	Cumberland U.	44	Tuscaloosa	Nov. 14
24	Tennessee	0	Birmingham	Nov. 26
60		114		

*First season games played on Denny Field

1904

Won 7, Lost 3
Coach W.B. Blount

29	Florida	0	Tuscaloosa	Oct. 3
0	Clemson	18	Birmingham	Oct. 8
6	Miss. State	0	Columbus, Miss.	Oct. 15
17	Nashville U.	0	Tuscaloosa	Oct. 24
16	Georgia	5	Tuscaloosa	Nov. 5
5	Auburn	29	Birmingham	Nov. 12
0	Tennessee	5	Birmingham	Nov. 24
11	LSU	0	Baton Rouge	Dec. 2
6	Tulane	0	New Orleans	Dec. 3
10	Pensacola A.C.	5	Pensacola, Fla.	Dec. 4
100		62		

1905

Won 6, Lost 4
Coach Jack Leavenworth

17	Maryville	0	Tuscaloosa	Oct. 3
0	Vanderbilt	34	Nashville	Oct. 7
34	Miss. State	0	Tuscaloosa	Oct. 14
5	Georgia Tech	12	Atlanta	Oct. 21
0	Clemson	25	Columbia, S.C.	Oct. 25
36	Georgia	0	Birmingham	Nov. 4
21	Centre	0	Tuscaloosa	Nov. 9
30	Auburn	0	Birmingham	Nov. 18
6	Sewanee	42	Birmingham	Nov. 23
29	Tennessee	0	Birmingham	Nov. 30
178		113		

1906

Won 5, Lost 1
Coach J.W.H. Pollard

6	Maryville	0	Tuscaloosa	Oct. 6
14	Howard	0	Tuscaloosa	Oct. 13
0	Vanderbilt	78	Nashville	Oct. 20
16	Miss. State	4	Starkville	Nov. 3
10	Auburn	0	Birmingham	Nov. 17
51	Tennessee	0	Birmingham	Nov. 29
97		82		

1907

Won 5, Lost 1, Tied 2

17	Maryville	0	Tuscaloosa	Oct. 5
20	Mississippi	0	Columbus, Miss.	Oct. 12
4	Sewanee	54	Tuscaloosa	Oct. 21
0	Georgia	0	Montgomery	Oct. 25
12	Centre	0	Birmingham	Nov. 2
6	Auburn	6	Birmingham	Nov. 16
6	LSU	4	Mobile	Nov. 23
5	Tennessee	0	Birmingham	Nov. 28
70		64		

1908

Won 6, Lost 1, Tied 1

27	Wetumpka	0	Tuscaloosa	Oct. 3
17	Howard	0	Birmingham	Oct. 10
16	Cincinnati	0	Birmingham	Oct. 17
6	Ga. Tech	11	Atlanta	Oct. 24
23	Chattanooga	6	Tuscaloosa	Oct. 31
6	Georgia	6	Birmingham	Nov. 14
9	Haskell Inst.	8	Tuscaloosa	Nov. 20
4	Tennessee	0	Birmingham	Nov. 26
108		31		

1909

Won 5, Lost 1, Tied 2

16	Union	0	Tuscaloosa	Oct. 2
14	Howard	0	Tuscaloosa	Oct. 9
3	Clemson	0	Birmingham	Oct. 16
0	Mississippi	0	Jackson	Oct. 23
14	Georgia	0	Atlanta	Oct. 30
10	Tennessee	0	Knoxville	Nov. 13
5	Tulane	5	New Orleans	Nov. 20
6	LSU	12	Birmingham	Nov. 25
68		17		

1910

Won 4, Lost 4
Coach Guy Lowman

25	B'ham Southern	0	Tuscaloosa	Oct. 1
26	Marion Inst.	0	Tuscaloosa	Oct. 8
0	Georgia	22	Birmingham	Oct. 15
0	Georgia Tech	36	Tuscaloosa	Oct. 22
0	Mississippi	16	Greenville, Miss.	Nov. 5
0	Sewanee	30	Birmingham	Nov. 12
5	Tulane	3	New Orleans	Nov. 19
9	Washington & Lee	0	Birmingham	Nov. 24
65		107		



Coach D.V. Graves
1911-1914
(21-12-3)

1911

Won 5, Lost 2, Tied 2
Coach D.V. Graves

24	Howard	0	Tuscaloosa	Sept. 30
3	Georgia	11	Birmingham	Oct. 7
47	B'ham Southern	5	Birmingham	Oct. 14
6	Miss. State	6	Columbus, Miss.	Oct. 21
0	Ga. Tech	0	Atlanta, Ga.	Oct. 29
35	Marion Inst.	0	Marion, Ala.	Nov. 4
0	Sewanee	3	Tuscaloosa	Nov. 11
22	Tulane	0	Tuscaloosa	Nov. 18
<u>16</u>	Davidson	<u>6</u>	Birmingham	Nov. 30
153		31		

1912

Won 5, Lost 3, Tied 1
Coach D.V. Graves

52	Marion Inst.	0	Tuscaloosa	Sept. 28
62	B'ham Southern	0	Tuscaloosa	Oct. 5
3	Ga. Tech	20	Atlanta, Ga.	Oct. 12
0	Miss. State	7	Aberdeen, Miss.	Oct. 18
9	Georgia	13	Columbus, Ga.	Oct. 26
7	Tulane	0	New Orleans	Nov. 2
10	Mississippi	9	Tuscaloosa	Nov. 9
6	Sewanee	6	Birmingham	Nov. 16
<u>7</u>	Tennessee	<u>0</u>	Birmingham	Nov. 28
156		55		

1913

Won 6, Lost 3
Coach D.V. Graves

27	Howard	0	Tuscaloosa	Sept. 27
81	B'ham Southern	0	Tuscaloosa	Oct. 4
20	Clemson	0	Tuscaloosa	Oct. 11
0	Georgia	20	Birmingham	Oct. 18
26	Tulane	0	New Orleans	Oct. 25
21	Miss. College	3	Jackson	Nov. 1
7	Sewanee	10	Birmingham	Nov. 9
6	Tennessee	0	Tuscaloosa	Nov. 14
<u>0</u>	Miss. State	<u>7</u>	Birmingham	Nov. 27
188		40		

1914

Won 5, Lost 4
Coach D.V. Graves

13	Howard	0	Tuscaloosa	Oct. 3
54	B'ham Southern	0	Tuscaloosa	Oct. 10
13	Ga. Tech	0	Birmingham	Oct. 17
7	Tennessee	17	Knoxville	Oct. 24
58	Tulane	0	Tuscaloosa	Oct. 31
0	Sewanee	18	Birmingham	Nov. 7
63	Chattanooga	0	Tuscaloosa	Nov. 13
0	Miss. State	9	Birmingham	Nov. 26
<u>3</u>	Carlisle	<u>20</u>	Birmingham	Dec. 2
211		64		



Coach Thomas Kelley
1915-1917
(17-7-1)

1915

(First season games played on Denny Field)
Won 6, Lost 2
Coach Thomas Kelley

44	Howard	0	Tuscaloosa	Oct. 2
67	B'ham Southern	0	Tuscaloosa	Oct. 9
40	Miss. College	0	Tuscaloosa	Oct. 16
16	Tulane	0	Tuscaloosa	Oct. 23
23	Sewanee*	10	Birmingham	Oct. 30
7	Ga. Tech*	21	Atlanta, Ga.	Nov. 6
0	Texas*	20	Austin, Tex.	Nov. 13
<u>53</u>	Mississippi*	<u>0</u>	Birmingham	Nov. 25
250		51		

* Head coach Thomas Kelley was hospitalized with typhoid fever and missed the final four games of the 1915 season. Athletic director Lonnie Noojin and assistant coach Farley Moody served as co-head coaches for the final four games, but Kelley's record includes the results of those four contests (2 wins, 2 losses).

1916

Won 6, Lost 3
Coach Thomas Kelley

13	B'ham Southern	0	Tuscaloosa	Sept. 30
80	Sou. Univ.	0	Tuscaloosa	Oct. 7
13	Miss. College	7	Tuscaloosa	Oct. 14
16	Florida	0	Jacksonville, Fla.	Oct. 21
27	Mississippi	0	Tuscaloosa	Oct. 28
7	Sewanee	6	Birmingham	Nov. 4
0	Georgia Tech	13	Atlanta, Ga.	Nov. 11
0	Tulane	33	New Orleans	Nov. 18
<u>0</u>	Georgia	<u>3</u>	Birmingham	Nov. 30
156		62		

1917

Won 5, Lost 2, Tied 1
Coach Thomas Kelley

7	Ohio Am. Corp.	0	Montgomery	Oct. 3
13	Marion Inst.	0	Tuscaloosa	Oct. 12
46	Miss. College	0	Tuscaloosa	Oct. 20
64	Mississippi	0	Tuscaloosa	Oct. 26
3	Sewanee	3	Birmingham	Nov. 3
2	Vanderbilt	7	Birmingham	Nov. 10
27	Kentucky	0	Lexington	Nov. 17
<u>6</u>	Camp Gordon	<u>19</u>	Birmingham	Nov. 29
168		29		

1918
NO TEAM



Coach Xen Scott
1919-1922
(29-9-3)

1919

Won 8, Lost 1
Coach Xen Scott

27	B'ham Southern	0	Tuscaloosa	Oct. 4
49	Mississippi	0	Tuscaloosa	Oct. 11
48	Howard	0	Tuscaloosa	Oct. 18
61	Marion Inst.	0	Tuscaloosa	Oct. 24
40	Sewanee	0	Birmingham	Nov. 1
12	Vanderbilt	16	Nashville	Nov. 8
23	LSU	0	Baton Rouge	Nov. 15
6	Georgia	0	Atlanta, Ga.	Nov. 22
<u>14</u>	Miss. State	<u>6</u>	Birmingham	Nov. 27
280		22		

1920

Won 10, Lost 1
Coach Xen Scott

59	Sou. Mil. Aca.	0	Tuscaloosa	Sept. 25
49	Marion Inst.	0	Tuscaloosa	Oct. 2
45	B'ham Southern	0	Tuscaloosa	Oct. 9
57	Miss. College	0	Tuscaloosa	Oct. 16
33	Howard	0	Tuscaloosa	Oct. 23
21	Sewanee	0	Birmingham	Oct. 30
14	Vanderbilt	7	Birmingham	Nov. 6
21	LSU	0	Tuscaloosa	Nov. 11
14	Georgia	21	Atlanta, Ga.	Nov. 20
24	Miss. State	7	Birmingham	Nov. 25
<u>40</u>	Case College	<u>0</u>	Cleveland, Ohio	Nov. 27
377		35		

1921

Won 5, Lost 4, Tied 2
Coach Xen Scott

34	Howard	14	Tuscaloosa	Sept. 24
27	Spring Hill	7	Tuscaloosa	Oct. 1
55	Marion Inst.	0	Tuscaloosa	Oct. 8
95	Bryson Tenn.	0	Tuscaloosa	Oct. 15
0	Sewanee	17	Birmingham	Oct. 22
7	LSU	7	New Orleans	Oct. 29
0	Vanderbilt	14	Birmingham	Nov. 5
2	Florida	9	Tuscaloosa	Nov. 11
0	Georgia	22	Atlanta, Ga.	Nov. 19
7	Miss. State	7	Birmingham	Nov. 24
<u>14</u>	Tulane	<u>7</u>	New Orleans	Dec. 3
241		104		

1922

Won 6, Lost 3, Tied 1
Coach Xen Scott

110	Marion Inst.	0	Tuscaloosa	Sept. 30
41	Oglethorpe	0	Tuscaloosa	Oct. 7
7	Georgia Tech	33	Atlanta, Ga.	Oct. 14
7	Sewanee	7	Birmingham	Oct. 21
10	Texas	19	Austin, Tex.	Oct. 28
9	Pennsylvania	7	Philadelphia	Nov. 4
47	LSU	3	Tuscaloosa	Nov. 10
0	Kentucky	6	Lexington	Nov. 18
10	Georgia	6	Montgomery	Nov. 25
<u>59</u>	Miss. State	<u>0</u>	Birmingham	Nov. 30
300		81		



Coach Wallace Wade
1923-1930
(61-13-3)

1923

Won 7, Lost 2, Tied 1
Coach Wallace Wade

12	Union	0	Tuscaloosa	Sept. 29
56	Mississippi	0	Tuscaloosa	Oct. 6
0	Syracuse	23	Syracuse, N.Y.	Oct. 13
7	Sewanee	0	Birmingham	Oct. 20
59	Spring Hill	0	Mobile	Oct. 27
0	Georgia Tech	0	Atlanta	Nov. 3
16	Kentucky	8	Tuscaloosa	Nov. 10
30	LSU	3	Montgomery	Nov. 16
36	Georgia	0	Montgomery	Nov. 24
6	Florida	16	Birmingham	Nov. 29
222		50		

1924

Won 8, Lost 1
Southern Conference Champions
Coach Wallace Wade

55	Union	0	Tuscaloosa	Sept. 27
20	Furman	0	Greenville, S.C.	Oct. 4
55	Miss. College	0	Tuscaloosa	Oct. 11
14	Sewanee	0	Birmingham	Oct. 18
14	Ga. Tech	0	Atlanta	Oct. 25
61	Mississippi	0	Montgomery	Nov. 1
42	Kentucky	7	Tuscaloosa	Nov. 8
0	Centre College	17	Birmingham	Nov. 15
33	Georgia	0	Birmingham	Nov. 27
294		24		

1925

Won 10, Lost 0
National Champions, Southern Conference Champions
Coach Wallace Wade

53	Union College	0	Tuscaloosa	Sept. 26
50	B'ham Southern	7	Tuscaloosa	Oct. 2
42	LSU	0	Baton Rouge	Oct. 10
27	Sewanee	0	Birmingham	Oct. 17
7	Georgia Tech	0	Atlanta	Oct. 24
6	Miss. State	0	Tuscaloosa	Oct. 31
31	Kentucky	0	Birmingham	Nov. 7
34	Florida	0	Montgomery	Nov. 14
27	Georgia	0	Birmingham	Nov. 26
*20	Washington	19	Rose Bowl	Jan. 1, 1926
297		26		

1926

Won 9, Lost 0, Tied 1
National Champions, Southern Conference Champions
Coach Wallace Wade

54	Millsaps	0	Tuscaloosa	Sept. 24
19	Vanderbilt	7	Nashville	Oct. 2
26	Miss. State	7	Meridian, Miss.	Oct. 9
21	Georgia Tech	0	Atlanta	Oct. 16
2	Sewanee	0	Birmingham	Oct. 23
24	LSU	0	Tuscaloosa	Oct. 30
14	Kentucky	0	Birmingham	Nov. 6
49	Florida	0	Montgomery	Nov. 13
33	Georgia	6	Birmingham	Nov. 25
*7	Stanford	7	Rose Bowl	Jan. 1, 1927
249		27		

1927

Won 5, Lost 4, Tied 1
Coach Wallace Wade

46	Millsaps	0	Tuscaloosa	Sept. 24
31	So. Pres. U.	0	Tuscaloosa	Sept. 30
0	LSU	0	Birmingham	Oct. 8
0	Georgia Tech	13	Atlanta	Oct. 15
24	Sewanee	0	Birmingham	Oct. 22
13	Miss. State	7	Tuscaloosa	Oct. 29
21	Kentucky	6	Birmingham	Nov. 5
6	Florida	13	Montgomery	Nov. 12
† 6	Georgia	20	Birmingham	Nov. 27
7	Vanderbilt	14	Birmingham	Dec. 3
154		73		

† First game played in Birmingham's Municipal Stadium (Legion Field)

1928

Won 6, Lost 3
Coach Wallace Wade

27	Mississippi	0	Tuscaloosa	Oct. 6
46	Miss. State	0	Starkville	Oct. 13
13	Tennessee	15	Tuscaloosa	Oct. 20
42	Sewanee	12	Birmingham	Oct. 27
0	Wisconsin	15	Madison	Nov. 3
14	Kentucky	0	Montgomery	Nov. 10
13	Georgia Tech	33	Atlanta	Nov. 17
19	Georgia	0	Birmingham	Nov. 29
13	LSU	0	Birmingham	Dec. 8
187		75		

1929

Won 6, Lost 3
Coach Wallace Wade


† 55	Miss. College	0	Tuscaloosa	Sept. 28
22	Mississippi	7	Tuscaloosa	Oct. 5
46	Chattanooga	0	Tuscaloosa	Oct. 12
0	Tennessee	6	Knoxville	Oct. 19
35	Sewanee	7	Birmingham	Oct. 26
0	Vanderbilt	13	Nashville	Nov. 2
24	Kentucky	13	Montgomery	Nov. 9
13	Georgia Tech	0	Atlanta	Nov. 16
0	Georgia	12	Birmingham	Nov. 28
196		58		

† First game played at Denny Stadium

1930

Won 10, Lost 0
National Champions, Southern Conference Champions
Coach Wallace Wade

43	Howard	0	Tuscaloosa	Sept. 27
64	Mississippi	0	Tuscaloosa	Oct. 4
25	Sewanee	0	Birmingham	Oct. 11
18	Tennessee	6	Tuscaloosa	Oct. 18
12	Vanderbilt	7	Birmingham	Oct. 25
19	Kentucky	0	Lexington	Nov. 1
20	Florida	0	Gainesville	Nov. 8
33	LSU	0	Montgomery	Nov. 15
13	Georgia	0	Birmingham	Nov. 27
*24	Washington State	0	Rose Bowl	Jan. 1, 1931
271		13		



Coach Frank Thomas
1931-1946
(115-24-7)

1931

Won 9, Lost 1
Coach Frank Thomas

42	Howard	0	Tuscaloosa	Sept. 26
55	Mississippi	6	Tuscaloosa	Oct. 3
53	Miss. State	0	Meridian, Miss.	Oct. 10
0	Tennessee	25	Knoxville	Oct. 17
33	Sewanee	0	Birmingham	Oct. 24
9	Kentucky	7	Tuscaloosa	Oct. 31
41	Florida	0	Birmingham	Nov. 7
74	Clemson	7	Montgomery	Nov. 14
14	Vanderbilt	6	Nashville	Nov. 26
39	Chattanooga	0	Chattanooga	Dec. 2
360		57		

1932

Won 8, Lost 2
Coach Frank Thomas

45	SW Presbyterian	6	Tuscaloosa	Sept. 24
43	Miss. State	0	Montgomery	Oct. 1
28	George Wash.	6	Washington, D.C.	Oct. 8
3	Tennessee	7	Birmingham	Oct. 15
24	Mississippi	13	Tuscaloosa	Oct. 22
12	Kentucky	7	Lexington	Oct. 29
9	Virginia Tech	6	Tuscaloosa	Nov. 5
0	Georgia Tech	6	Atlanta	Nov. 12
20	Vanderbilt	0	Birmingham	Nov. 24
6	St. Mary's	0	San Francisco	Dec. 3
200		51		

1933

Won 7, Lost 1, Tied 1
SEC Champions
Coach Frank Thomas

34	Oglethorpe	0	Tuscaloosa	Sept. 30
0	Mississippi	0	Birmingham	Oct. 7
18	Miss. State	0	Tuscaloosa	Oct. 14
12	Tennessee	6	Knoxville	Oct. 21
0	Fordham	2	New York	Oct. 28
20	Kentucky	0	Birmingham	Nov. 4
27	Virginia Tech	0	Tuscaloosa	Nov. 11
12	Georgia Tech	9	Atlanta	Nov. 18
7	Vanderbilt	0	Nashville	Nov. 30
130		17		

1934

Won 10, Lost 0
National Champions, SEC Champions
Coach Frank Thomas

24	Howard	0	Tuscaloosa	Sept. 29
35	Sewanee	6	Montgomery	Oct. 5
41	Miss. State	0	Tuscaloosa	Oct. 13
13	Tennessee	6	Birmingham	Oct. 20
26	Georgia	6	Birmingham	Oct. 27
34	Kentucky	14	Lexington	Nov. 3
40	Clemson	0	Tuscaloosa	Nov. 10
40	Georgia Tech	0	Atlanta	Nov. 17
34	Vanderbilt	0	Birmingham	Nov. 29
*29	Stanford	13	Rose Bowl	Jan. 1, 1935
316		45		

1935

Won 6, Lost 2, Tied 1
Coach Frank Thomas

7	Howard	7	Tuscaloosa	Sept. 28
39	George Washington	0	Washington, D.C.	Oct. 5
7	Miss. State	20	Tuscaloosa	Oct. 12
25	Tennessee	0	Knoxville	Oct. 19
17	Georgia	7	Athens	Oct. 26
13	Kentucky	0	Birmingham	Nov. 2
33	Clemson	0	Tuscaloosa	Nov. 9
38	Georgia Tech	7	Birmingham	Nov. 16
6	Vanderbilt	14	Nashville	Nov. 28
185		55		

1936

Won 8, Lost 0, Tied 1
Coach Frank Thomas

34	Howard	0	Tuscaloosa	Sept. 26
32	Clemson	0	Tuscaloosa	Oct. 3
7	Miss. State	0	Tuscaloosa	Oct. 10
0	Tennessee	0	Birmingham	Oct. 17
13	Loyola, N.O.	6	New Orleans	Oct. 24
14	Kentucky	0	Lexington	Oct. 31
34	Tulane	7	Birmingham	Nov. 7
20	Georgia Tech	16	Atlanta	Nov. 14
14	Vanderbilt	6	Birmingham	Nov. 25
168		35		

1937

Won 9, Lost 1
SEC Champions
Coach Frank Thomas

41	Howard	0	Tuscaloosa	Sept. 25
65	Sewanee	0	Birmingham	Oct. 2
20	South Carolina	0	Tuscaloosa	Oct. 9
14	Tennessee	7	Knoxville	Oct. 16
19	George Washington	0	Washington, D.C.	Oct. 23
41	Kentucky	0	Tuscaloosa	Oct. 30
9	Tulane	6	New Orleans	Nov. 6
7	Georgia Tech	0	Birmingham	Nov. 13
9	Vanderbilt	7	Nashville	Nov. 25
* 0	California	13	Rose Bowl	Jan. 1, 1938
225		33		

1938

Won 7, Lost 1, Tied 1
Coach Frank Thomas

19	Southern Cal.	7	Los Angeles	Sept. 24
34	Howard	0	Tuscaloosa	Oct. 1
14	NC State	0	Tuscaloosa	Oct. 8
0	Tennessee	13	Birmingham	Oct. 15
32	Sewanee	0	Tuscaloosa	Oct. 22
26	Kentucky	6	Lexington	Oct. 29
3	Tulane	0	Birmingham	Nov. 5
14	Georgia Tech	14	Atlanta	Nov. 12
7	Vanderbilt	0	Birmingham	Nov. 24
149		40		

1939

Won 5, Lost 3, Tied 1
Coach Frank Thomas

21	Howard	0	Tuscaloosa	Sept. 30
7	Fordham	6	New York	Oct. 7
20	Mercer	0	Tuscaloosa	Oct. 14
0	Tennessee	21	Knoxville	Oct. 21
7	Miss. State	0	Tuscaloosa	Oct. 28
7	Kentucky	7	Birmingham	Nov. 4
0	Tulane	13	New Orleans	Nov. 11
0	Georgia Tech	6	Birmingham	Nov. 18
39	Vanderbilt	0	Nashville	Nov. 30
101		53		

1940

Won 7, Lost 2
Coach Frank Thomas

*26	Spring Hill	0	Mobile (N)	Sept. 27
20	Mercer	0	Tuscaloosa	Oct. 5
31	Howard	0	Tuscaloosa	Oct. 12
12	Tennessee	27	Birmingham	Oct. 19
25	Kentucky	0	Lexington	Nov. 2
13	Tulane	6	Birmingham	Nov. 9
14	Georgia Tech	13	Atlanta	Nov. 16
25	Vanderbilt	21	Birmingham	Nov. 23
0	Miss. State	13	Tuscaloosa	Nov. 30
166		80		

*Indicates first night game

1941

Won 9, Lost 2
National Champions
Coach Frank Thomas

47	SW Louisiana	6	Tuscaloosa	Sept. 27
0	Miss. State	14	Tuscaloosa	Oct. 4
61	Howard	0	Birmingham	Oct. 11
9	Tennessee	2	Knoxville	Oct. 18
27	Georgia	14	Birmingham	Oct. 25
30	Kentucky	0	Tuscaloosa	Nov. 1
19	Tulane	14	New Orleans	Nov. 8
20	Georgia Tech	0	Birmingham	Nov. 15
0	Vanderbilt	7	Nashville	Nov. 22
21	Miami (Fla.)	7	Miami (N)	Nov. 28
*29	Texas A&M	21	Cotton Bowl	Jan. 1, 1942
263		85		

1942

Won 8, Lost 3
Coach Frank Thomas

54	SW Louisiana	0	Montgomery (N)	Sept. 25
21	Miss. State	6	Tuscaloosa	Oct. 3
27	Pensacola N.A.S.	0	Mobile	Oct. 10
8	Tennessee	0	Birmingham	Oct. 17
14	Kentucky	0	Lexington	Oct. 24
10	Georgia	21	Atlanta	Oct. 31
29	South Carolina	0	Tuscaloosa	Nov. 7
0	Georgia Tech	7	Atlanta	Nov. 14
27	Vanderbilt	7	Birmingham	Nov. 21
19	Ga. N. Pre-Fit	35	Birmingham	Nov. 28
*37	Boston College	21	Orange Bowl	Jan. 1, 1943
246		97		

1943

NO TEAM

1944

Won 5, Lost 2, Tied 2
Coach Frank Thomas

27	LSU	27	Baton Rouge (N)	Sept. 30
63	Howard	7	Birmingham	Oct. 7
55	Millsaps	0	Tuscaloosa	Oct. 14
0	Tennessee	0	Knoxville	Oct. 21
41	Kentucky	0	Montgomery (N)	Oct. 27
7	Georgia	14	Birmingham	Nov. 4
34	Mississippi	6	Mobile	Nov. 11
19	Miss. State	0	Tuscaloosa	Nov. 18
*26	Duke	29	Sugar Bowl	Jan. 1, 1945
272		83		

1945

Won 10, Lost 0
SEC Champions
Coach Frank Thomas

21	Keesler A.A.F.	0	Biloxi, Miss.	Sept. 29
26	LSU	7	Baton Rouge (N)	Oct. 6
55	South Carolina	0	Montgomery	Oct. 13
25	Tennessee	7	Birmingham	Oct. 20
28	Georgia	14	Birmingham	Oct. 27
60	Kentucky	19	Louisville	Nov. 3
71	Vanderbilt	0	Nashville	Nov. 17
55	Pensacola N.A.S.	6	Tuscaloosa	Nov. 24
55	Miss. State	13	Tuscaloosa	Dec. 1
*34	Southern Cal.	14	Rose Bowl	Jan. 1, 1946
430		80		

1946

Won 7, Lost 4
Coach Frank Thomas

26	Furman	7	Birmingham	Sept. 20
7	Tulane	6	New Orleans	Sept. 28
14	South Carolina	6	Columbia	Oct. 5
54	SW Louisiana	0	Tuscaloosa	Oct. 12
0	Tennessee	12	Knoxville	Oct. 19
21	Kentucky	7	Montgomery	Oct. 26
0	Georgia	14	Athens	Nov. 2
21	LSU	31	Baton Rouge	Nov. 9
12	Vanderbilt	7	Birmingham	Nov. 16
7	Boston College	13	Boston	Nov. 23
24	Miss. State	7	Tuscaloosa	Nov. 30
186		110		



Coach Harold "Red" Drew

1947-1954
(45-28-7)

1947

Won 8, Lost 3
Coach Harold "Red" Drew

34	Southern Miss	7	Birmingham (N)	Sept. 20
20	Tulane	21	New Orleans	Sept. 27
7	Vanderbilt	14	Nashville	Oct. 4
26	Duquesne	0	Tuscaloosa	Oct. 11
10	Tennessee	0	Birmingham	Oct. 18
17	Georgia	7	Athens	Oct. 25
13	Kentucky	0	Lexington	Nov. 1
14	Georgia Tech	7	Birmingham	Nov. 15
41	LSU	12	Tuscaloosa	Nov. 22
21	Miami (Fla.)	6	Miami	Nov. 29
* 7	Texas	27	Sugar Bowl	Jan. 1, 1948
210		101		

1948

Won 6, Lost 4, Tied 1
Coach Harold "Red" Drew

14	Tulane	21	New Orleans	Sept. 25
14	Vanderbilt	14	Mobile	Oct. 2
48	Duquesne	6	Tuscaloosa (N)	Oct. 8
6	Tennessee	21	Knoxville	Oct. 16
10	Miss. State	7	Starkville	Oct. 23
0	Georgia	35	Birmingham	Oct. 30
27	Southern Miss	0	Tuscaloosa	Nov. 6
14	Georgia Tech	12	Atlanta	Nov. 13
6	LSU	26	Baton Rouge	Nov. 20
34	Florida	28	Tuscaloosa	Nov. 27
55	Auburn	0	Birmingham	Dec. 4
228		170		

1949

Won 6, Lost 3, Tied 1
Coach Harold "Red" Drew

14	Tulane	28	Mobile	Sept. 24
7	Vanderbilt	14	Nashville	Oct. 1
48	Duquesne	8	Tuscaloosa (N)	Oct. 7
7	Tennessee	7	Birmingham	Oct. 15
35	Miss. State	6	Tuscaloosa	Oct. 22
14	Georgia	7	Athens	Oct. 29
20	Georgia Tech	7	Birmingham	Nov. 12
34	Southern Miss	26	Tuscaloosa	Nov. 19
35	Florida	13	Gainesville	Nov. 26
13	Auburn	14	Birmingham	Dec. 3
227		130		

1950

Won 9, Lost 2
Coach Harold "Red" Drew

27	Chattanooga	0	Birmingham	Sept. 23
26	Tulane	14	New Orleans	Sept. 30
22	Vanderbilt	27	Mobile	Oct. 7
34	Furman	6	Tuscaloosa (N)	Oct. 13
9	Tennessee	14	Knoxville	Oct. 21
14	Miss. State	7	Tuscaloosa	Oct. 28
14	Georgia	7	Birmingham	Nov. 4
53	Southern Miss	0	Tuscaloosa	Nov. 11
54	Georgia Tech	19	Atlanta	Nov. 18
41	Florida	13	Jacksonville	Nov. 25
34	Auburn	0	Birmingham	Dec. 2
328		107		

1951

Won 5, Lost 6

Coach Harold "Red" Drew

89	Delta State	0	Montgomery (N)	Sept. 21
7	LSU	13	Mobile (N)	Sept. 29
20	Vanderbilt	22	Nashville (N)	Oct. 6
18	Villanova	41	Tuscaloosa (N)	Oct. 12
13	Tennessee	27	Birmingham (TV)	Oct. 20
7	Miss. State	0	Starkville	Oct. 27
16	Georgia	14	Athens	Nov. 3
40	Southern Miss	7	Tuscaloosa	Nov. 10
7	Georgia Tech	27	Birmingham	Nov. 17
21	Florida	30	Tuscaloosa	Nov. 24
25	Auburn	7	Birmingham	Dec. 2
263		188		

1952

Won 10, Lost 2

Coach Harold "Red" Drew

20	Southern Miss	6	Montgomery (N)	Sept. 19
21	LSU	20	Baton Rouge (N)	Sept. 27
21	Miami	7	Miami (N)	Oct. 3
33	Virginia Tech	0	Tuscaloosa	Oct. 11
0	Tennessee	20	Knoxville	Oct. 18
42	Miss. State	19	Tuscaloosa	Oct. 25
34	Georgia	19	Birmingham	Nov. 1
42	Chattanooga	28	Tuscaloosa	Nov. 8
3	Georgia Tech	7	Atlanta (TV)	Nov. 15
27	Maryland	7	Mobile	Nov. 22
21	Auburn	0	Birmingham	Nov. 29
*61	Syracuse	6	Orange Bowl	Jan. 1, 1953
325		139		

1953

Won 6, Lost 3, Tied 3

SEC Champions

Coach Harold "Red" Drew

19	Southern Miss	25	Montgomery (N)	Sept. 18
7	LSU	7	Mobile (N)	Sept. 26
21	Vanderbilt	12	Nashville (N)	Oct. 3
41	Tulsa	13	Tuscaloosa	Oct. 10
0	Tennessee	0	Birmingham (TV)	Oct. 17
7	Miss. State	7	Tuscaloosa	Oct. 24
33	Georgia	12	Athens	Oct. 31
21	Chattanooga	14	Tuscaloosa	Nov. 7
13	Georgia Tech	6	Birmingham	Nov. 14
0	Maryland	21	College Park	Nov. 21
10	Auburn	7	Birmingham	Nov. 28
*6	Rice	28	Cotton Bowl	Jan. 1, 1954
178		152		

1954

Won 4, Lost 5, Tied 2

Coach Harold "Red" Drew

2	Southern Miss	7	Montgomery (N)	Sept. 17
12	LSU	0	Baton Rouge (N)	Sept. 25
28	Vanderbilt	14	Mobile (N)	Oct. 2
40	Tulsa	0	Tuscaloosa	Oct. 9
27	Tennessee	0	Knoxville	Oct. 16
7	Miss. State	12	Tuscaloosa	Oct. 23
0	Georgia	0	Birmingham	Oct. 30
0	Tulane	0	New Orleans	Nov. 6
0	Georgia Tech	20	Atlanta (TV)	Nov. 13
7	Miami	23	Miami (N)	Nov. 19
0	Auburn	28	Birmingham	Nov. 27
123		104		



Coach J.B. "Ears" Whitworth

1955-1957

(4-24-2)

1955

Won 0, Lost 10

Coach J.B. "Ears" Whitworth

0	Rice	20	Houston (N)	Sept. 24
6	Vanderbilt	21	Nashville (N)	Oct. 1
0	TCU	21	Tuscaloosa	Oct. 8
0	Tennessee	20	Birmingham	Oct. 15
7	Miss. State	26	Tuscaloosa	Oct. 22
14	Georgia	35	Athens	Oct. 29
7	Tulane	27	Mobile	Nov. 5
2	Georgia Tech	26	Birmingham	Nov. 12
12	Miami	34	Miami (N)	Nov. 18
0	Auburn	26	Birmingham	Nov. 26
48		256		

1956

Won 2, Lost 7, Tied 1

Coach J.B. "Ears" Whitworth

13	Rice	20	Houston (N)	Sept. 22
7	Vanderbilt	32	Mobile (N)	Oct. 6
6	TCU	23	Tuscaloosa	Oct. 13
0	Tennessee	24	Knoxville	Oct. 20
13	Miss. State	12	Tuscaloosa	Oct. 27
13	Georgia	16	Birmingham	Nov. 3
13	Tulane	7	New Orleans	Nov. 10
0	Georgia Tech	27	Atlanta	Nov. 17
13	Southern Miss	13	Tuscaloosa	Nov. 24
7	Auburn	34	Birmingham	Dec. 1
85		208		

1957

Won 2, Lost 7, Tied 1

Coach J.B. "Ears" Whitworth

0	LSU	28	Baton Rouge (N)	Sept. 28
6	Vanderbilt	6	Nashville (N)	Oct. 5
0	TCU	28	Ft. Worth (N)	Oct. 12
0	Tennessee	14	Birmingham	Oct. 19
13	Miss. State	25	Tuscaloosa	Oct. 26
14	Georgia	13	Athens	Nov. 2
0	Tulane	7	Mobile	Nov. 9
7	Georgia Tech	10	Birmingham	Nov. 16
29	Southern Miss	2	Tuscaloosa	Nov. 23
0	Auburn	40	Birmingham	Nov. 30
69		173		



Coach Paul W. "Bear" Bryant

1958-1982

(232-46-9)

1958

Won 5, Lost 4, Tied 1

Coach Paul W. "Bear" Bryant

3	LSU	13	Mobile (N)	Sept. 27
0	Vanderbilt	0	Birmingham (N)	Oct. 4
29	Furman	6	Tuscaloosa (N)	Oct. 11
7	Tennessee	14	Knoxville	Oct. 18
9	Miss. State	7	Starkville	Oct. 25
12	Georgia	0	Tuscaloosa	Nov. 1
7	Tulane	13	New Orleans (N)	Nov. 8
17	Georgia Tech	8	Atlanta	Nov. 15
14	Memphis State	0	Tuscaloosa	Nov. 22
8	Auburn	14	Birmingham	Nov. 29
106		75		

1959

Won 7, Lost 2, Tied 2

Coach Paul W. "Bear" Bryant

3	Georgia	17	Athens	Sept. 19
3	Houston	0	Houston (N)	Sept. 26
7	Vanderbilt	7	Nashville (N)	Oct. 3
13	Chattanooga	0	Tuscaloosa	Oct. 10
7	Tennessee	7	Birmingham	Oct. 17
10	Miss. State	0	Tuscaloosa	Oct. 31
19	Tulane	7	Mobile (N)	Nov. 7
9	Georgia Tech	7	Birmingham	Nov. 14
14	Memphis State	7	Tuscaloosa	Nov. 21
10	Auburn	0	Birmingham	Nov. 28
*0	Penn State	7	Liberty Bowl	Dec. 19
95		59		

1960

Won 8, Lost 1, Tied 2

Coach Paul W. "Bear" Bryant

21	Georgia	6	Birmingham (TV)	Sept. 17
6	Tulane	6	New Orleans (N)	Sept. 24
21	Vanderbilt	0	Birmingham (N)	Oct. 1
7	Tennessee	20	Knoxville	Oct. 15
14	Houston	0	Tuscaloosa	Oct. 22
7	Miss. State	0	Starkville	Oct. 29
51	Furman	0	Tuscaloosa	Nov. 5
16	Georgia Tech	15	Atlanta	Nov. 12
34	Tampa	6	Tuscaloosa	Nov. 19
3	Auburn	0	Birmingham	Nov. 26
*3	Texas	3	Bluebonnet Bowl	Dec. 17
183		56		

1961

Won 11, Lost 0

National Champions, SEC Champions

Coach Paul W. "Bear" Bryant

32	Georgia	6	Athens	Sept. 23
9	Tulane	0	Mobile (N)	Sept. 30
35	Vanderbilt	6	Nashville (N)	Oct. 7
26	N.C. State	7	Tuscaloosa	Oct. 14
34	Tennessee	3	Birmingham (TV)	Oct. 21
17	Houston	0	Houston (N)	Oct. 28
24	Miss. State	0	Tuscaloosa	Nov. 4
66	Richmond	0	Tuscaloosa	Nov. 11
10	Georgia Tech	0	Birmingham	Nov. 18
34	Auburn	0	Birmingham	Dec. 2
*10	Arkansas	3	Sugar Bowl	Jan. 1, 1962
297		25		

THIS IS ALABAMA FOOTBALL

1962

Won 10, Lost 1
Coach Paul W. "Bear" Bryant

35	Georgia	0	Birmingham (N)	Sept. 22
44	Tulane	6	New Orleans (N)	Sept. 28
17	Vanderbilt	7	Birmingham (N)	Oct. 6
14	Houston	3	Tuscaloosa	Oct. 13
27	Tennessee	7	Knoxville (TV)	Oct. 20
35	Tulsa	6	Tuscaloosa	Oct. 27
20	Miss. State	0	Starkville	Nov. 3
36	Miami	3	Tuscaloosa	Nov. 10
6	Georgia Tech	7	Atlanta	Nov. 17
38	Auburn	0	Birmingham	Dec. 1
*17	Oklahoma	0	Orange Bowl	Jan. 1, 1963
289		39		

1963

Won 9, Lost 2
Coach Paul W. "Bear" Bryant

32	Georgia	7	Athens	Sept. 21
28	Tulane	0	Mobile (N)	Sept. 28
21	Vanderbilt	6	Nashville (N)	Oct. 5
6	Florida	10	Tuscaloosa	Oct. 12
35	Tennessee	0	Birmingham	Oct. 19
21	Houston	13	Tuscaloosa	Oct. 26
20	Miss. State	19	Tuscaloosa	Nov. 2
27	Georgia Tech	11	Birmingham	Nov. 16
8	Auburn	10	Birmingham	Nov. 30
17	Miami	12	Miami (TV)	Dec. 14
*12	Mississippi	7	Sugar Bowl	Jan. 1, 1964
227		95		

1964

Won 10, Lost 1
National Champions, SEC Champions
Coach Paul W. "Bear" Bryant

31	Georgia	3	Tuscaloosa (N)	Sept. 19
36	Tulane	6	Mobile (N)	Sept. 26
24	Vanderbilt	0	Birmingham (N)	Oct. 3
21	N.C. State	0	Tuscaloosa	Oct. 10
19	Tennessee	8	Knoxville	Oct. 17
17	Florida	14	Tuscaloosa	Oct. 24
23	Miss. State	6	Jackson (N)	Oct. 31
17	LSU	9	Birmingham	Nov. 7
24	Georgia Tech	7	Atlanta	Nov. 14
21	Auburn	14	Birmingham (TV)	Nov. 26
*17	Texas	21	Orange Bowl (N)	Jan. 1, 1965
250		88		

1965

Won 9, Lost 1, Tied 1
AP National Champions, SEC Champions
Coach Paul W. "Bear" Bryant

17	Georgia	18	Athens (TV)	Sept. 18
27	Tulane	0	Mobile (N)	Sept. 25
17	Mississippi	16	Birmingham (N)	Oct. 2
22	Vanderbilt	7	Nashville (N)	Oct. 9
7	Tennessee	7	Birmingham	Oct. 16
21	Florida State	0	Tuscaloosa	Oct. 23
10	Miss. State	7	Jackson (N)	Oct. 30
31	LSU	7	Baton Rouge (TV)	Nov. 6
35	South Carolina	14	Tuscaloosa	Nov. 13
30	Auburn	3	Birmingham	Nov. 27
*39	Nebraska	28	Orange Bowl (N)	Jan. 1, 1966
256		107		

1966

Won 11, Lost 0
SEC Champions
Coach Paul W. "Bear" Bryant

34	Louisiana Tech	0	Birmingham (N)	Sept. 24
17	Mississippi	7	Jackson (N)	Oct. 1
26	Clemson	0	Tuscaloosa	Oct. 8
11	Tennessee	10	Knoxville	Oct. 15
42	Vanderbilt	6	Birmingham	Oct. 22
27	Miss. State	14	Tuscaloosa	Oct. 29
21	LSU	0	Birmingham (TV)	Nov. 5
24	South Carolina	0	Tuscaloosa	Nov. 12
34	Southern Miss	0	Mobile	Nov. 26
31	Auburn	0	Birmingham (TV)	Dec. 3
*34	Nebraska	7	Sugar Bowl	Jan. 2, 1967
301		44		

1967

Won 8, Lost 2, Tied 1
Coach Paul W. "Bear" Bryant

37	Florida State	37	Birmingham (N)	Sept. 23
25	Southern Miss.	3	Mobile (N)	Sept. 30
21	Mississippi	7	Birmingham (TV)	Oct. 7
35	Vanderbilt	21	Nashville (N)	Oct. 14
13	Tennessee	24	Birmingham	Oct. 21
13	Clemson	10	Clemson	Oct. 28
13	Miss. State	0	Tuscaloosa	Nov. 4
7	LSU	6	Baton Rouge (N)	Nov. 11
17	South Carolina	0	Tuscaloosa	Nov. 18
7	Auburn	3	Birmingham	Dec. 2
*16	Texas A&M	20	Cotton Bowl	Jan. 1, 1968
204		131		

1968

Won 8, Lost 3
Coach Paul W. "Bear" Bryant

14	Virginia Tech	7	Birmingham (N)	Sept. 21
17	Southern Miss.	14	Mobile	Sept. 28
8	Mississippi	10	Jackson	Oct. 5
31	Vanderbilt	7	Tuscaloosa	Oct. 12
9	Tennessee	10	Knoxville (TV)	Oct. 19
21	Clemson	14	Tuscaloosa	Oct. 26
20	Miss. State	13	Tuscaloosa	Nov. 2
16	LSU	7	Birmingham	Nov. 9
14	Miami	6	Miami (N, TV)	Nov. 16
24	Auburn	16	Birmingham	Nov. 30
*10	Missouri	35	Gator Bowl	Dec. 28
184		139		

1969

Won 6, Lost 5
Coach Paul W. "Bear" Bryant

17	Virginia Tech	13	Blacksburg	Sept. 20
63	Southern Miss.	14	Tuscaloosa (N)	Sept. 27
33	Mississippi	32	Birmingham (N)	Oct. 4
10	Vanderbilt	14	Nashville (N)	Oct. 11
14	Tennessee	41	Birmingham	Oct. 18
38	Clemson	13	Clemson	Oct. 25
23	Miss. State	19	Jackson (N)	Nov. 1
15	LSU	20	Baton Rouge (N)	Nov. 8
42	Miami	6	Tuscaloosa	Nov. 15
26	Auburn	49	Birmingham	Nov. 29
*33	Colorado	47	Liberty Bowl	Dec. 13
314		268		

1970

Won 6, Lost 5, Tied 1
Coach Paul W. "Bear" Bryant

21	Southern Cal	42	Birmingham (N)	Sept. 12
51	Virginia Tech	18	Birmingham (N)	Sept. 19
46	Florida	15	Tuscaloosa	Sept. 26
23	Mississippi	48	Jackson (N, TV)	Oct. 3
35	Vanderbilt	11	Tuscaloosa	Oct. 10
0	Tennessee	24	Knoxville	Oct. 17
30	Houston	21	Houston	Oct. 24
35	Miss. State	6	Tuscaloosa	Oct. 31
9	LSU	14	Birmingham (TV)	Nov. 7
32	Miami	8	Miami (N)	Nov. 14
28	Auburn	33	Birmingham (TV)	Nov. 28
*24	Oklahoma	24	Bluebonnet Bowl (N)	Dec. 31
334		264		

1971

Won 11, Lost 1
SEC Champions
Coach Paul W. "Bear" Bryant

17	Southern Cal	10	Los Angeles (N)	Sept. 10
42	Southern Miss.	6	Tuscaloosa	Sept. 18
38	Florida	0	Gainesville	Sept. 25
40	Mississippi	6	Birmingham	Oct. 2
42	Vanderbilt	0	Nashville (N)	Oct. 9
32	Tennessee	15	Birmingham	Oct. 16
34	Houston	20	Tuscaloosa	Oct. 23
41	Miss. State	10	Jackson (N)	Oct. 30
14	LSU	7	Baton Rouge (N, TV)	Nov. 6
31	Miami	3	Tuscaloosa	Nov. 13
31	Auburn	7	Birmingham (TV)	Nov. 27
*6	Nebraska	38	Orange Bowl (N) (TV)	Jan. 1, 1972
368		122		

1972

Won 10, Lost 2
SEC Champions
Coach Paul W. "Bear" Bryant

35	Duke	12	Birmingham (N)	Sept. 9
35	Kentucky	0	Birmingham (N)	Sept. 23
48	Vanderbilt	21	Tuscaloosa (N)	Sept. 30
25	Georgia	7	Athens	Oct. 7
24	Florida	7	Tuscaloosa	Oct. 14
17	Tennessee	10	Knoxville	Oct. 21
48	Southern Miss.	11	Birmingham (N)	Oct. 28
58	Miss. State	14	Tuscaloosa	Nov. 4
35	LSU	21	Birmingham (TV)	Nov. 11
52	Virginia Tech	13	Tuscaloosa	Nov. 18
16	Auburn	17	Birmingham	Dec. 2
*13	Texas	17	Cotton Bowl (TV)	Jan. 1, 1973
406		150		

1973

Won 11, Lost 1
UPI National Champions, SEC Champions
Coach Paul W. "Bear" Bryant

66	California	0	Birmingham (N)	Sept. 15
28	Kentucky	14	Lexington	Sept. 22
44	Vanderbilt	0	Nashville (N)	Sept. 29
28	Georgia	14	Tuscaloosa	Oct. 6
35	Florida	14	Gainesville	Oct. 13
42	Tennessee	21	Birmingham (TV)	Oct. 20
77	Virginia Tech	6	Tuscaloosa (N)	Oct. 27
35	Miss. State	0	Jackson (N)	Nov. 3
43	Miami	13	Tuscaloosa	Nov. 17
21	LSU	7	Baton Rouge (N, TV)	Nov. 22
35	Auburn	0	Birmingham (N)	Dec. 1
*23	Notre Dame	24	Sugar Bowl (N, TV)	Dec. 31
477		113		

1974

Won 11, Lost 1
SEC Champions
Coach Paul W. "Bear" Bryant

21	Maryland	16	College Park	Sept. 14
52	Southern Miss.	0	Birmingham (N)	Sept. 21
23	Vanderbilt	10	Tuscaloosa	Sept. 28
35	Mississippi	21	Jackson (TV)	Oct. 5
8	Florida State	7	Tuscaloosa	Oct. 12
28	Tennessee	6	Knoxville	Oct. 19
41	TCU	3	Birmingham	Oct. 26
35	Miss. State	0	Tuscaloosa	Nov. 2
30	LSU	0	Birmingham (TV)	Nov. 9
28	Miami	7	Miami (N)	Nov. 16
17	Auburn	13	Birmingham (TV)	Nov. 29
*11	Notre Dame	13	Orange Bowl (N, TV)	Jan. 1, 1975
329		96		

1975

Won 11, Lost 1
SEC Champions
Coach Paul W. "Bear" Bryant

7	Missouri	20	Birmingham (N) (TV)	Sept. 8
56	Clemson	0	Tuscaloosa (N)	Sept. 20
40	Vanderbilt	7	Nashville	Sept. 27
32	Mississippi	6	Birmingham	Oct. 4
52	Washington	0	Tuscaloosa	Oct. 11
30	Tennessee	7	Birmingham	Oct. 18
45	TCU	0	Birmingham	Oct. 25
21	Miss. State	10	Jackson (N)	Nov. 1
23	LSU	10	Baton Rouge (N)	Nov. 8
27	Southern Miss.	6	Tuscaloosa	Nov. 15
28	Auburn	0	Birmingham (TV)	Nov. 29
*13	Penn State	6	Sugar Bowl (N) (TV)	Dec. 31
374		72		

1976

Won 9, Lost 3
Coach Paul W. "Bear" Bryant

7	Mississippi	10	Jackson (N)	Sept. 11
56	SMU	3	Birmingham	Sept. 18
42	Vanderbilt	14	Tuscaloosa	Sept. 25
0	Georgia	21	Athens	Oct. 2
24	Southern Miss.	8	Birmingham	Oct. 9
20	Tennessee	13	Knoxville (TV)	Oct. 16
24	Louisville	3	Tuscaloosa	Oct. 23
34	Miss. State	17	Tuscaloosa	Oct. 30
28	LSU	17	Birmingham	Nov. 6
18	Notre Dame	21	South Bend (TV)	Nov. 13
38	Auburn	7	Birmingham	Nov. 27
*36	UCLA	6	Liberty Bowl (N, TV)	Dec. 20
326		140		

1977

Won 11, Lost 1
SEC Champions

Coach Paul W. "Bear" Bryant

34	Mississippi	13	Birmingham (N)	Sept. 10
24	Nebraska	31	Lincoln (TV)	Sept. 17
24	Vanderbilt	12	Nashville	Sept. 24
18	Georgia	10	Tuscaloosa	Oct. 1
21	Southern Cal	20	Los Angeles (TV)	Oct. 8
24	Tennessee	10	Birmingham	Oct. 15
55	Louisville	6	Tuscaloosa	Oct. 22
37	Miss. State	7	Jackson (N)	Oct. 29
24	LSU	3	Baton Rouge (TV)	Nov. 5
36	Miami	0	Tuscaloosa	Nov. 12
48	Auburn	21	Birmingham	Nov. 26
*35	Ohio State	6	Sugar Bowl (TV)	Jan. 2, 1978
380		139		

1978

Won 11, Lost 1

AP National Champions, SEC Champions

Coach Paul W. "Bear" Bryant

20	Nebraska	3	Birmingham (N, TV)	Sept. 2
38	Missouri	20	Columbia	Sept. 16
14	Southern Cal	24	Birmingham (TV)	Sept. 23
51	Vanderbilt	28	Tuscaloosa	Sept. 30
20	Washington	17	Seattle	Oct. 7
23	Florida	12	Tuscaloosa	Oct. 14
30	Tennessee	17	Knoxville	Oct. 21
35	Virginia Tech	0	Tuscaloosa	Oct. 28
35	Miss. State	14	Birmingham	Nov. 4
31	LSU	10	Birmingham (TV)	Nov. 11
34	Auburn	16	Birmingham	Dec. 2
*14	Penn State	7	Sugar Bowl (TV)	Jan. 1, 1979
345		168		

1979

Won 12, Lost 0

AP & UPI National Champions, SEC Champions

Coach Paul W. "Bear" Bryant

30	Georgia Tech	6	Atlanta (TV)	Sept. 8
45	Baylor	0	Birmingham (N)	Sept. 22
66	Vanderbilt	3	Nashville	Sept. 29
38	Wichita State	0	Tuscaloosa	Oct. 6
40	Florida	0	Gainesville	Oct. 13
27	Tennessee	17	Birmingham	Oct. 20
31	Virginia Tech	7	Tuscaloosa	Oct. 27
24	Miss. State	7	Tuscaloosa	Nov. 3
3	LSU	0	Baton Rouge (N)	Nov. 10
30	Miami (Fla.)	0	Tuscaloosa (TV)	Nov. 17
25	Auburn	18	Birmingham	Dec. 1
*24	Arkansas	9	Sugar Bowl (TV)	Jan. 1, 1980
383		67		

1980

Won 10, Lost 2

Coach Paul W. "Bear" Bryant

26	Georgia Tech	3	Birmingham	Sept. 6
59	Mississippi	35	Jackson	Sept. 20
41	Vanderbilt	0	Tuscaloosa	Sept. 27
45	Kentucky	0	Birmingham	Oct. 4
17	Rutgers	13	Meadowlands	Oct. 11
27	Tennessee	0	Knoxville (TV)	Oct. 18
42	Southern Miss.	7	Tuscaloosa	Oct. 25
3	Miss. State	6	Jackson	Nov. 1
28	LSU	7	Tuscaloosa	Nov. 8
0	Notre Dame	7	Birmingham (TV)	Nov. 15
34	Auburn	18	Birmingham	Nov. 29
*30	Baylor	2	Cotton Bowl (TV)	Jan. 1, 1981
352		98		

1981

Won 9, Lost 2, Tied 1

SEC Champions

Coach Paul W. "Bear" Bryant

24	LSU	7	Baton Rouge (N, TV)	Sept. 5
21	Georgia Tech	24	Birmingham	Sept. 12
19	Kentucky	10	Lexington	Sept. 19
28	Vanderbilt	7	Nashville	Sept. 26
38	Mississippi	7	Tuscaloosa	Oct. 3
13	Southern Miss.	13	Birmingham	Oct. 10
38	Tennessee	19	Birmingham	Oct. 17
31	Rutgers	7	Tuscaloosa	Oct. 24
13	Miss. State	10	Tuscaloosa	Oct. 31
31	Penn. State	16	State College (TV)	Nov. 14
28	Auburn	17	Birmingham (TV)	Nov. 28
*12	Texas	14	Cotton Bowl (TV)	Jan. 1, 1982
296		151		

1982

Won 8, Lost 4

Coach Paul W. "Bear" Bryant

45	Georgia Tech	7	Atlanta	Sept. 11
42	Mississippi	14	Jackson	Sept. 18
24	Vanderbilt	21	Tuscaloosa	Sept. 25
34	Arkansas State	7	Birmingham (N)	Oct. 2
42	Penn State	21	Birmingham (TV)	Oct. 9
28	Tennessee	35	Knoxville	Oct. 16
21	Cincinnati	3	Tuscaloosa	Oct. 23
20	Miss. State	12	Jackson	Oct. 30
10	LSU	20	Birmingham	Nov. 6
29	Southern Miss.	38	Tuscaloosa	Nov. 13
22	Auburn	23	Birmingham (TV)	Nov. 27
*21	Illinois	15	Liberty Bowl (N) (TV)	Dec. 29
338		216		



Coach Ray Perkins

1983-1986
(32-15-1)

1983

Won 8, Lost 4

Coach Ray Perkins

20	Georgia Tech	7	Birmingham	Sept. 10
40	Mississippi	0	Tuscaloosa	Sept. 17
44	Vanderbilt	24	Nashville (N)	Sept. 24
44	Memphis State	13	Tuscaloosa	Oct. 1
28	Penn State	34	State College (TV)	Oct. 8
34	Tennessee	41	Birmingham	Oct. 15
35	Miss. State	18	Tuscaloosa	Oct. 29
32	LSU	26	Baton Rouge (TV)	Nov. 5
28	Southern Miss.	16	Birmingham	Nov. 12
13	Boston College	20	Foxboro (TV)	Nov. 25
20	Auburn	23	Birmingham (TV)	Dec. 3
*28	SMU	7	Sun Bowl (TV)	Dec. 24
366		229		

1984

Won 5, Lost 6

Coach Ray Perkins

31	Boston College	38	Birmingham (N, TV)	Sept. 8
6	Georgia Tech	16	Atlanta (TV)	Sept. 15
37	SW Louisiana	14	Tuscaloosa	Sept. 22
21	Vanderbilt	30	Tuscaloosa	Sept. 29
14	Georgia	24	Birmingham (TV)	Oct. 6
6	Penn State	0	Tuscaloosa	Oct. 13
27	Tennessee	28	Knoxville	Oct. 20
24	Miss. State	20	Jackson	Nov. 3
14	LSU	16	Birmingham	Nov. 10
29	Cincinnati	7	Cincinnati	Nov. 17
17	Auburn	15	Birmingham (TV)	Dec. 1
226		208		

1985

Won 9, Lost 2, Tied 1

Coach Ray Perkins

20	Georgia	16	Athens (N, TV)	Sept. 2
23	Texas A&M	10	Birmingham (N, TV)	Sept. 14
45	Cincinnati	10	Tuscaloosa	Sept. 21
40	Vanderbilt	20	Nashville (TV)	Sept. 28
17	Penn State	19	State College (TV)	Oct. 12
14	Tennessee	16	Birmingham (TV)	Oct. 19
28	Memphis State	9	Memphis	Oct. 26
44	Miss. State	28	Tuscaloosa	Nov. 2
14	LSU	14	Baton Rouge (TV)	Nov. 9
24	Southern Miss.	13	Tuscaloosa	Nov. 16
25	Auburn	23	Birmingham (TV)	Nov. 30
*24	Southern Cal	3	Aloha Bowl (TV)	Dec. 28
318		181		

1986

Won 10, Lost 3

Coach Ray Perkins

16	Ohio State	10	E. Rutherford (N, TV)	Aug. 27
42	Vanderbilt	10	Tuscaloosa (N, TV)	Sept. 6
31	Southern Miss.	17	Birmingham	Sept. 13
21	Florida	7	Gainesville	Sept. 20
28	Notre Dame	10	Birmingham (TV)	Oct. 4
37	Memphis State	0	Tuscaloosa	Oct. 11
56	Tennessee	28	Knoxville (TV)	Oct. 18
3	Penn State	23	Tuscaloosa (TV)	Oct. 25
38	Miss. State	3	Starkville (TV)	Nov. 1
10	LSU	14	Birmingham (N, TV)	Nov. 8
24	Temple	14	Tuscaloosa	Nov. 15
17	Auburn	21	Birmingham (TV)	Nov. 29
*28	Washington	6	Sun Bowl (TV)	Dec. 25
351		163		



Coach Bill Curry

1987-1989
(26-10-0)

1987

Won 7, Lost 5

Coach Bill Curry

38	Southern Miss	6	Birmingham	Sept. 5
24	Penn State	13	State College (N, TV)	Sept. 12
14	Florida	23	Birmingham (TV)	Sept. 19
30	Vanderbilt	23	Nashville (N)	Sept. 26
38	SW Louisiana	10	Birmingham	Oct. 3
10	Memphis State	13	Memphis	Oct. 10
41	Tennessee	22	Birmingham (N, TV)	Oct. 17
21	Miss. State	18	Birmingham (N)	Oct. 31
22	LSU	10	Baton Rouge (N, TV)	Nov. 7
6	Notre Dame	37	South Bend (TV)	Nov. 14
0	Auburn	10	Birmingham (TV)	Nov. 27
*24	Michigan	28	Hall of Fame (TV)	Jan. 2, 1988
268		213		

1988

Won 9, Lost 3
Coach Bill Curry

37	Temple	0	Philadelphia (N)	Sept. 10
44	Vanderbilt	10	Tuscaloosa	Sept. 24
31	Kentucky	27	Lexington (TV)	Oct. 1
12	Mississippi	22	Tuscaloosa (TV)	Oct. 8
28	Tennessee	20	Knoxville	Oct. 15
8	Penn State	3	Birmingham (TV)	Oct. 22
53	Miss. State	34	Starkville	Oct. 29
18	LSU	19	Tuscaloosa (TV)	Nov. 5
17	SW Louisiana	0	Birmingham	Nov. 12
10	Auburn	15	Birmingham (TV)	Nov. 25
30	Texas A&M	10	College Station (N, TV)	Dec. 1
*29	Army	28	Sun Bowl (TV)	Dec. 24
297		188		

1989

Won 10, Lost 2
SEC Champions
Coach Bill Curry

35	Memphis State	7	Birmingham	Sept. 16
15	Kentucky	3	Tuscaloosa (TV)	Sept. 23
20	Vanderbilt	14	Nashville (TV)	Sept. 30
62	Mississippi	27	Jackson	Oct. 7
24	SW Louisiana	17	Tuscaloosa	Oct. 14
47	Tennessee	30	Birmingham (TV)	Oct. 21
17	Penn State	16	State College (TV)	Oct. 28
23	Miss. State	10	Birmingham (TV)	Nov. 4
32	LSU	16	Baton Rouge (N, TV)	Nov. 11
37	Southern Miss	14	Tuscaloosa	Nov. 18
20	Auburn	30	Auburn (TV)	Dec. 2
*25	Miami	33	Sugar Bowl (N, TV)	Jan. 1, 1990
357		217		



Coach Gene Stallings
1990-1996
(62-25-0)

1990

Won 7, Lost 5
Coach Gene Stallings

24	Southern Miss.	27	Birmingham	Sept. 8
13	Florida	17	Tuscaloosa (TV)	Sept. 15
16	Georgia	17	Athens (TV)	Sept. 22
59	Vanderbilt	28	Tuscaloosa	Sept. 29
25	SW Louisiana	6	Lafayette	Oct. 6
9	Tennessee	6	Knoxville (TV)	Oct. 20
0	Penn State	9	Tuscaloosa (TV)	Oct. 27
22	Miss. State	0	Starkville (TV)	Nov. 3
24	LSU	3	Tuscaloosa	Nov. 10
45	Cincinnati	7	Birmingham	Nov. 17
16	Auburn	7	Birmingham (TV)	Dec. 1
*7	Louisville	34	Fiesta Bowl (TV)	Jan. 1, 1991
260		161		

1991

Won 11, Lost 1
Coach Gene Stallings

41	Temple	3	Birmingham	Sept. 7
0	Florida	35	Gainesville (N, TV)	Sept. 14
10	Georgia	0	Tuscaloosa (N, TV)	Sept. 21
48	Vanderbilt	17	Nashville (N)	Sept. 28
53	UT-Chattanooga	7	Birmingham	Oct. 5
62	Tulane	0	Tuscaloosa	Oct. 12
24	Tennessee	19	Birmingham (TV)	Oct. 19
13	Miss. State	7	Tuscaloosa (TV)	Nov. 2
20	LSU	17	Baton Rouge (TV)	Nov. 9
10	Memphis St.	7	Memphis	Nov. 16
13	Auburn	6	Birmingham (TV)	Nov. 30
*30	Colorado	25	Blockbuster Bowl (N, TV)	Dec. 28
324		143		

1992

Won 13, Lost 0
Unanimous National Champions, SEC Champions
Coach Gene Stallings

25	Vanderbilt	8	Tuscaloosa (TV)	Sept. 5
17	Southern Miss	10	Birmingham	Sept. 12
38	Arkansas	11	Little Rock (N)	Sept. 19
13	Louisiana Tech	0	Birmingham	Sept. 26
48	South Carolina	7	Tuscaloosa	Oct. 3
37	Tulane	0	New Orleans (N)	Oct. 10
17	Tennessee	10	Knoxville (TV)	Oct. 17
31	Ole Miss	10	Tuscaloosa	Oct. 24
31	LSU	11	Baton Rouge (TV)	Nov. 7
30	Miss. State	21	Starkville (N, TV)	Nov. 14
17	Auburn	0	Birmingham (TV)	Nov. 26
28	Florida	21	Birmingham (TV)	Dec. 5
*34	Miami	13	Sugar Bowl (N, TV)	Jan. 1, 1993
366		122		

1993

Won 1, Lost 12
Coach Gene Stallings

%31	Tulane	17	Birmingham	Sept. 4
%17	Vanderbilt	6	Nashville (TV)	Sept. 11
%43	Arkansas	3	Tuscaloosa (TV)	Sept. 18
%56	Louisiana Tech	3	Birmingham	Sept. 25
%17	South Carolina	6	Columbia (N, TV)	Oct. 2
%17	Tennessee	17	Birmingham (TV)	Oct. 16
%19	Ole Miss	14	Oxford (TV)	Oct. 23
%40	Southern Miss	0	Tuscaloosa	Oct. 30
13	LSU	17	Tuscaloosa (TV)	Nov. 6
%36	Miss. State	25	Tuscaloosa (TV)	Nov. 13
14	Auburn	22	Auburn	Nov. 20
13	Florida	28	Birmingham (TV)	Dec. 4
*24	North Carolina	10	Gator Bowl (N, TV)	Dec. 31
316		158		

%Later forfeited by NCAA action

1994

Won 12, Lost 1
Coach Gene Stallings

42	UT-Chattanooga	13	Birmingham	Sept. 3
17	Vanderbilt	7	Tuscaloosa (TV)	Sept. 10
13	Arkansas	6	Fayetteville	Sept. 17
20	Tulane	10	Birmingham	Sept. 24
29	Georgia	28	Tuscaloosa (N, TV)	Oct. 1
14	Southern Miss	6	Tuscaloosa	Oct. 8
17	Tennessee	13	Knoxville (N)(TV)	Oct. 15
21	Ole Miss	10	Tuscaloosa (TV)	Oct. 22
35	LSU	17	Baton Rouge (TV)	Nov. 5
29	Miss. State	25	Starkville (TV)	Nov. 12
21	Auburn	14	Birmingham (TV)	Nov. 19
23	Florida	24	Atlanta (TV)	Dec. 3
*24	Ohio State	17	Citrus Bowl (TV)	Jan. 2, 1995
305		190		

1995

Won 8, Lost 3
Coach Gene Stallings

33	Vanderbilt	25	Nashville (N)	Sept. 2
24	Southern Miss	20	Birmingham	Sept. 9
19	Arkansas	20	Tuscaloosa (TV)	Sept. 16
31	Georgia	0	Athens (TV)	Sept. 30
27	N.C. State	11	Tuscaloosa	Oct. 7
14	Tennessee	41	Birmingham(N) (TV)	Oct. 14
23	Ole Miss	9	Oxford	Oct. 21
38	North Texas	19	Tuscaloosa	Oct. 28
10	LSU	3	Tuscaloosa (TV)	Nov. 4
14	Mississippi St.	9	Tuscaloosa (TV)	Nov. 11
27	Auburn	31	Auburn (N, TV)	Nov. 18
260		188		

1996

Won 10, Lost 3
Coach Gene Stallings

21	Bowling Green	7	Birmingham	Aug. 31
20	Southern Miss	10	Tuscaloosa (TV)	Sept. 7
36	Vanderbilt	26	Tuscaloosa (N, TV)	Sept. 14
17	Arkansas	7	Little Rock (TV)	Sept. 21
35	Kentucky	7	Tuscaloosa	Oct. 5
24	N.C. State	19	Raleigh (TV)	Oct. 12
37	Ole Miss	0	Tuscaloosa (TV)	Oct. 19
13	Tennessee	20	Knoxville (TV)	Oct. 26
26	LSU	0	Baton Rouge (TV)	Nov. 9
16	Mississippi St.	17	Starkville (TV)	Nov. 16
24	Auburn	23	Birmingham (N, TV)	Nov. 23
30	Florida	45	Atlanta (N) (TV)	Dec. 7
17	Michigan	14	Outback Bowl (TV)	Jan. 1, 1997
286		143		



Coach Mike DuBose
1997-2000
(24-23)

1997

Won 4, Lost 7
Coach Mike DuBose

42	Houston	17	Birmingham (TV)	Aug. 30
20	Vanderbilt	0	Nashville (N) (TV)	Sept. 11
16	Arkansas	17	Tuscaloosa (TV)	Sept. 20
27	Southern Miss	14	Birmingham (TV)	Sept. 27
34	Kentucky	40	Lexington (OT) (N)	Oct. 4
21	Tennessee	38	Birmingham (N, TV)	Oct. 18
29	Ole Miss	20	Oxford (TV)	Oct. 25
20	Louisiana Tech	26	Tuscaloosa	Nov. 1
0	LSU	27	Tuscaloosa (TV)	Nov. 8
20	Miss. State	32	Tuscaloosa (TV)	Nov. 15
17	Auburn	18	Auburn (N) (TV)	Nov. 22
246		248		

1998

Won 7, Lost 5
Coach Mike DuBose

38	Brigham Young	31	Tuscaloosa (N, TV)	Sept. 5
32	Vanderbilt	7	Birmingham (TV)	Sept. 12
6	Arkansas	42	Fayetteville (TV)	Sept. 26
10	Florida	16	Tuscaloosa (TV)	Oct. 3
20	Ole Miss	17	Tuscaloosa (OT)	Oct. 10
23	East Carolina	22	Birmingham	Oct. 17
18	Tennessee	35	Knoxville (TV)	Oct. 24
30	Southern Miss	20	Tuscaloosa	Oct. 31
22	LSU	16	Baton Rouge (TV)	Nov. 7
14	Miss. State	26	Starkville (TV)	Nov. 14
31	Auburn	17	Birmingham (N,TV)	Nov. 21
*7	Virginia Tech	38	Music City (TV)	Dec. 29
251		287		

1999

Won 10, Lost 3
SEC Champions
Coach Mike DuBose

28	Vanderbilt	17	Nashville (TV)	Sept. 4
37	Houston	10	Birmingham (TV)	Sept. 11
28	Louisiana Tech	29	Birmingham	Sept. 18
35	Arkansas	28	Tuscaloosa (TV)	Sept. 25
40	Florida	39	Gainesville (OT, TV)	Oct. 2
30	Ole Miss	24	Oxford (TV)	Oct. 16
7	Tennessee	21	Tuscaloosa (TV)	Oct. 23
35	Southern Miss	14	Tuscaloosa	Oct. 30
23	LSU	17	Tuscaloosa (TV)	Nov. 6
19	Miss. State	7	Tuscaloosa (TV)	Nov. 13
28	Auburn	17	Auburn (N, TV)	Nov. 20
34	Florida	7	Atlanta (N, TV)	Dec. 4
*34	Michigan	35	Orange Bowl	Jan. 1, 2000
380		265	(OT, N, TV)	

2000

Won 3, Lost 8
Coach Mike DuBose

24	UCLA	35	Pasadena (TV)	Sept. 2
28	Vanderbilt	10	Birmingham (TV)	Sept. 9
0	Southern Miss	21	Birmingham (TV)	Sept. 16
21	Arkansas	28	Fayetteville (N, TV)	Sept. 23
27	South Carolina	17	Tuscaloosa	Sept. 30
45	Ole Miss	7	Tuscaloosa (N, TV)	Oct. 14
10	Tennessee	20	Knoxville (TV)	Oct. 21
38	Central Florida	40	Tuscaloosa	Oct. 28
28	LSU	30	Baton Rouge (TV)	Nov. 4
7	Miss. State	29	Starkville (TV)	Nov. 11
0	Auburn	9	Tuscaloosa (TV)	Nov. 18
228		246		



Coach Dennis Franchione
2001-2002
(17-8)

2001

Won 7, Lost 5
Coach Dennis Franchione

17	UCLA	20	Tuscaloosa (N, TV)	Sept. 1
12	Vanderbilt	9	Nashville (TV)	Sept. 8
31	Arkansas	10	Tuscaloosa (TV)	Sept. 22
36	South Carolina	37	Columbia (TV)	Sept. 29
56	UTEP	7	Birmingham	Oct. 6
24	Ole Miss	27	Oxford (TV)	Oct. 13
24	Tennessee	35	Tuscaloosa (TV)	Oct. 20
21	LSU	35	Tuscaloosa (TV)	Nov. 3
24	Miss. State	17	Tuscaloosa (TV)	Nov. 10
31	Auburn	7	Auburn (TV)	Nov. 17
28	Southern Miss	15	Birmingham (N,TV)	Nov. 29
*14	Iowa State	13	Independence (N,TV)	Dec. 27
304		219		

2002

Won 10, Lost 3
Coach Dennis Franchione

39	Middle Tennessee	34	Birmingham (TV)	Aug. 31
27	Oklahoma	37	Norman (TV)	Sept. 7
33	North Texas	7	Tuscaloosa (N)	Sept. 14
20	Southern Miss	7	Tuscaloosa (TV)(N)	Sept. 21
30	Arkansas	12	Fayetteville (TV)(N)	Sept. 28
25	Georgia	27	Tuscaloosa (TV)	Oct. 5
42	Ole Miss	7	Tuscaloosa (TV)	Oct. 19
34	Tennessee	14	Knoxville (TV)(N)	Oct. 26
30	Vanderbilt	8	Nashville	Nov. 2
28	Miss. State	14	Tuscaloosa	Nov. 9
31	LSU	0	Baton Rouge (N,TV)	Nov. 16
7	Auburn	17	Tuscaloosa (TV)	Nov. 23
21	Hawai'i	16	Honolulu (TV)	Nov. 30
367		200		



Coach Mike Shula
2003 - 2006
(26-23)

2003

Won 4, Lost 9
Coach Mike Shula

40	South Florida	17	Birmingham (TV)	Aug. 30
13	Oklahoma	20	Tuscaloosa (N,TV)	Sept. 6
27	Kentucky	17	Tuscaloosa (N,TV)	Sept. 13
16	Northern Illinois	19	Tuscaloosa (N)	Sept. 20
31	Arkansas	34 (20T)	Tuscaloosa (TV)	Sept. 27
23	Georgia	37	Athens (TV)	Oct. 4
17	Southern Miss	3	Tuscaloosa	Oct. 11
28	Ole Miss	43	Oxford (TV)	Oct. 18
43	Tennessee	51 (50T)	Tuscaloosa (TV)	Oct. 25
38	Miss. State	0	Starkville (TV)	Nov. 8
3	LSU	27	Tuscaloosa (N,TV)	Nov. 15
23	Auburn	28	Auburn (N,TV)	Nov. 22
29	Hawai'i	37	Honolulu (TV)	Nov. 29
331		333		

2004

Won 6, Lost 6
Coach Mike Shula

48	Utah State	17	Tuscaloosa (N)	Sept. 4
28	Ole Miss	7	Tuscaloosa (N, TV)	Sept. 11
52	Western Carolina	0	Tuscaloosa (N)	Sept. 18
10	Arkansas	27	Fayetteville (TV)	Sept. 25
3	South Carolina	20	Tuscaloosa (N,TV)	Oct. 2
45	Kentucky	17	Lexington (TV)	Oct. 9
27	Souther Miss	3	Tuscaloosa	Oct. 16
13	Tennessee	17	Knoxville (TV)	Oct. 23
30	Miss. State	14	Tuscaloosa (N)	Nov. 6
10	LSU	26	Baton Rouge (N, TV)	Nov. 13
13	Auburn	21	Tuscaloosa (TV)	Nov. 20
*16	Minnesota	20	Music City (TV)	Dec. 31
295		189		

2005

Won 10, Lost 2
Coach Mike Shula

26	Middle Tennessee	7	Tuscaloosa (N)	Sept. 3
30	Southern Miss	21	Tuscaloosa (N,TV)	Sept. 10
37	South Carolina	14	Columbia (TV)	Sept. 17
24	Arkansas	13	Tuscaloosa (TV)	Sept. 24
31	Florida	3	Tuscaloosa (TV)	Oct. 1
13	Ole Miss	10	Oxford (TV)	Oct. 15
6	Tennessee	3	Tuscaloosa (TV)	Oct. 22
35	Utah State	3	Tuscaloosa	Oct. 29
17	Miss. State	0	Starkville	Nov. 5
13	LSU	16(OT)	Tuscaloosa (TV)	Nov. 12
18	Auburn	28	Auburn (TV)	Nov. 19
*13	Texas Tech	10	Cotton Bowl (TV)	Jan. 2, 2006
263		128		

2006

Won 6, Lost 7
Coach Mike Shula

25	Hawai'i	17	Tuscaloosa (N)	Sept. 2
13	Vanderbilt	10	Tuscaloosa (TV)	Sept. 9
41	Louisiana-Monroe	7	Tuscaloosa (N)	Sept. 16
24	Arkansas	23 (20T)	Fayetteville (TV)	Sept. 23
13	Florida	28	Gainesville (TV)	Sept. 30
30	Duke	14	Tuscaloosa (N)	Oct. 7
26	Ole Miss	23	Tuscaloosa (TV)	Oct. 14
13	Tennessee	16	Knoxville (TV)	Oct. 21
38	Florida Int'l	3	Tuscaloosa	Oct. 28
16	Mississippi State	24	Tuscaloosa (TV)	Nov. 4
14	LSU	28	Baton Rouge (N,TV)	Nov. 11
15	Auburn	22	Tuscaloosa (TV)	Nov. 17
*34	^Oklahoma State	31	Independence Bowl	Dec. 28
302		249		

** Denotes Bowl Games

^ Defensive coordinator Joe Kines served as interim head coach at the 2007 Independence Bowl game after head coach Mike Shula's dismissal at the end of the 2006 season.

Alabama vs. All Opponents

Opponent	W	L	T	Pts.	Opp.	Last Game	North Texas	2	0	0	71	26	2002 - W 33-7
#Arkansas	9	8	0	390	294	2006 - L 24-23 (20T)	Oglethorpe	2	0	0	75	0	1933 - W 34-0
Arkansas State	1	0	0	34	7	1982 - W 34-7	Ohio Am Corp.	1	0	0	7	0	1917 - W 7-0
Army	1	0	0	29	28	1988 - W 29-29	Ohio State	3	0	0	75	33	1986 - W 16-10
Auburn	38	32	1	1342	1183	2006 - L 22-15	Oklahoma	1	2	1	81	81	2003 - L 20-13
Baylor	2	0	0	75	2	1981 - W 30-2	Oklahoma State	0	1	0	31	34	2006 - L 34-31 (OT)
Birmingham AC	2	3	0	56	9	1896 - W 30-0	Pennsylvania	1	0	0	9	7	1922 - W 9-7
Birmingham HS	2	0	0	113	0	1902 - W 57-0	Penn State	8	5	0	203	181	1990 - L 9-0
Birmingham-Southern	11	0	0	551	12	1925 - W 50-7	Pensacola AC	1	0	0	10	5	1904 - W 10-5
Boston College	1	3	0	88	92	1984 - L 38-31	Pensacola N.A.S.	2	0	0	82	6	1945 - W 55-6
Bowling Green	1	0	0	21	7	1996 - W 21-7	Richmond	1	0	0	66	0	1961 - W 66-0
Brigham Young	1	0	0	38	31	1998 - W 38-31	Rice	0	3	0	19	68	1956 - L 20-13
Bryson College	1	0	0	95	0	1921 - W 95-0	Rutgers	2	0	0	48	20	1980 - W 17-13
California	1	1	0	66	13	1973 - W 66-0	St. Mary's	1	0	0	6	0	1932 - W 6-0
Camp Gordon	0	1	0	6	19	1917 - L 19-6	Sewanee	17	10	3	495	288	1938 - W 32-0
Carlisle	0	1	0	3	20	1914 - L 20-3	#South Carolina	10	3	0	399	121	2005 - W 37-14
Case College	1	0	0	40	0	1920 - W 40-0	South Florida	1	0	0	40	17	2003 - W 40-17
Central Florida	0	1	0	38	40	2000 - L 40-38	Southern Cal	5	2	0	150	120	1995 - W 24-3
Centre	2	1	0	33	17	1924 - L 17-0	Southern Methodist	2	0	0	84	10	1983 - W 28-7
Chattanooga	10	0	0	379	68	1994 - W 42-13	So. Military Academy	1	0	0	59	0	1920 - W 59-0
Cincinnati	5	0	0	156	27	1990 - W 45-7	#Southern Miss	34	6	2	1198	469	2005 - W 30-21
Clemson	11	3	0	356	122	1975 - W 56-0	Southern Univ.	1	0	0	80	0	1916 - W 80-0
Colorado	1	1	0	63	72	1991 - W 30-25	S'western (Memphis)	2	0	0	76	6	1927 - W 31-0
Cumberland	0	1	0	0	44	1903 - L 44-0	S. W. Louisiana	8	0	0	296	53	1990 - W 25-6
Davidson	1	0	0	16	6	1911 - W 16-6	Spring Hill	3	0	0	112	7	1940 - W 26-0
Delta State	1	0	0	89	0	1951 - W 89-0	Stanford	1	0	1	36	20	1926 - T 7-7
Duke	2	1	0	91	54	2006 - W 30-14	Syracuse	1	1	0	61	29	1953 - W 61-6
Duquesne	3	0	0	122	14	1949 - W 48-8	Tampa	1	0	0	34	6	1960 - W 34-6
East Carolina	1	0	0	23	22	1998 - W 23-22	Taylor School	1	0	0	35	0	1900 - W 35-0
Florida	21	13	0	776	466	2006 - L 28-13	Temple	3	0	0	102	17	1991 - W 41-3
Florida International	1	0	0	38	3	2006 - W 38-3	#Tennessee	44	38	8	1456	1238	2006 - L 16-13
Florida State	2	0	1	66	44	1974 - W 8-7	Texas	0	7	1	62	131	1982 - L 14-12
Fordham	1	1	0	7	8	1939 - W 7-6	Texas A&M	3	1	0	98	61	1988 - W 30-10
Furman	5	0	0	160	19	1960 - W 51-0	Texas Christian	2	3	0	92	75	1975 - W 45-0
George Washington	3	0	0	86	6	1937 - W 19-0	Texas-El Paso	1	0	0	56	7	2001 - W 56-7
Georgia	35	24	4	993	715	2003 - L 37-23	Texas Tech	1	0	0	13	10	2006 - W 13-10
Georgia Pre-Flight	0	1	0	19	35	1942 - L 35-19	#Tulane	26	11	3	681	324	1994 - W 20-10
Georgia Tech	28	21	3	692	556	1984 - L 16-6	Tulsa	3	0	0	116	19	1962 - W 35-6
Haskell Inst.	1	0	0	9	8	1908 - W 9-8	Tuscaloosa AC	2	0	0	22	5	1899 - W 16-5
Hawai'i	2	1	0	75	70	2006 - W 25-17	UCLA	1	2	0	77	61	2001 - L 20-17
Houston	9	0	0	212	84	1999 - W 37-10	Union	4	0	0	136	0	1925 - W 53-0
Howard	20	0	1	669	34	1944 - W 63-7	Utah State	2	0	0	83	20	2005 - W 35-3
Illinois	1	0	0	21	15	1982 - W 21-15	#Vanderbilt	57	19	4	1909	1002	2006 - W 13-10
Iowa State	1	0	0	14	13	2001 - W 14-13	Villanova	0	1	0	18	41	1951 - L 41-18
Keesler Field	1	0	0	21	0	1945 - W 21-0	Virginia Tech	10	1	0	346	70	1998 - L 38-7
KENTUCKY	33	2	1	902	242	2004 - W 45-17	Washington	4	0	0	120	42	1986 - W 28-6
LSU	43	22	5	1293	813	2006 - L 28-14	Washington & Lee	1	0	0	9	0	1910 - W 9-0
Louisiana Monroe	1	0	0	41	7	2006 - W 41-7	Washington State	1	0	0	24	0	1930 - W 24-0
#Louisiana Tech	2	3	0	151	58	1999 - L 29-28	Western Carolina	1	0	0	52	0	2004 - W 52-0
Louisville	2	1	0	86	43	1991 - L 34-7	Wetumpka	1	0	0	24	0	1908 - W 27-0
Loyola (N.O.)	1	0	0	13	6	1936 - W 13-6	Wichita State	1	0	0	38	0	1979 - W 38-0
Marion Institute	9	0	0	482	0	1922 - W 110-0	Wisconsin	0	1	0	0	15	1928 - L 15-0
Maryland	2	1	0	48	44	1974 - W 21-16							
Maryville	3	0	0	40	0	1907 - W 17-0							
Memphis State	7	1	0	192	56	1991 - W 10-7							
Mercer	2	0	0	40	0	1940 - W 20-0							
Miami	14	3	0	450	182	1993 - W 34-13							
Michigan	1	2	0	75	77	2000 - L 35-34 ot							
Middle Tennessee	2	0	0	65	41	2005 - W 26-7							
Millsaps	3	0	0	155	0	1944 - W 55-0							
Minnesota	0	1	0	16	20	2004 - L 20-16							
#Mississippi	43	9	2	1573	585	2006 - W 26-23 (OT)							
Miss. College	7	0	0	283	10	1929 - W 55-0							
#Mississippi St.	71	17	3	2017	868	2006 - L 24-16							
Missouri	1	2	0	55	75	1978 - W 38-20							
Montgomery AC	1	0	0	16	0	1899 - W 16-0							
Nashville Univ.	1	0	0	17	0	1904 - W 17-0							
Nebraska	3	2	0	123	107	1978 - W 20-3							
New Orleans AC	0	1	0	0	21	1899 - L 21-0							
North Carolina	1	0	0	24	10	1993 - W 24-10							
N.C. State	5	0	0	112	37	1996 - W 24-19							
Northern Illinois	0	1	0	16	19	2003 - L 19-16							
Notre Dame	1	5	0	86	112	1987 - L 37-6							

#Win or tie later forfeited by NCAA action due to ineligible player