

USA

2010-11 MEN'S BASKETBALL



CONFERENCE USA BASKETBALL CHAMPIONSHIP

EL PASO, TEXAS

For the first time in Conference history, the C-USA Men's and Women's Basketball Championships will be held on the same dates and on the same campus as UTEP will serve as host of both premier events.

All 11 games of the men's championship will be held at the Don Haskins Center. The women's semifinals and title game will also be played at the Haskins Center, while first-round and quarter final games will be held directly across the street at Memorial Gym. The four teams with the best regular season records in conference play will earn a first-round bye and seeded 1-4. The remaining eight teams will be seeded 5-12 with the No. 5 seed playing No. 12, No. 6 vs. No. 11, No. 7 vs. No. 10 and No. 8 vs. No. 9.

2011 C-USA BASKETBALL CHAMPIONSHIPS All Times Mountain

Wednesday, March 9, 2011 - First Round

Men's Game #1 - 11:00 am - Men's First Round (Haskins Center)
Men's Game #2 - 1:30 pm - Men's First Round (Haskins Center)
Men's Game #3 - 5:30 pm - Men's First Round (Haskins Center)
Men's Game #4 - 8:00 pm - Men's First Round (Haskins Center)

Women's Game #1 - 12:00 pm - Women's First Round (Memorial Gym)
Women's Game #2 - 2:30 pm - Women's First Round (Memorial Gym)
Women's Game #3 - 5:00 pm - Women's First Round (Memorial Gym)
Women's Game #4 - 7:30 pm - Women's First Round (Memorial Gym)

Thursday, March 10, 2011 - Quarterfinals

Men's Game #5 - 11:00 am - Men's Quarterfinal (Haskins Center) - CBS C
Men's Game #6 - 1:30 pm - Men's Quarterfinal (Haskins Center) - CBS C
Men's Game #7 - 5:30 pm - Men's Quarterfinal (Haskins Center) - CBS C
Men's Game #8 - 8:00 pm - Men's Quarterfinal (Haskins Center) - CBS C

Women's Game #5 - 12:00 pm - Women's Quarterfinal (Memorial Gym)
Women's Game #6 - 2:30 pm - Women's Quarterfinal (Memorial Gym)
Women's Game #7 - 5:00 pm - Women's Quarterfinal (Memorial Gym)
Women's Game #8 - 7:30 pm - Women's Quarterfinal (Memorial Gym)

Friday, March 11, 2011 - Semifinals

Women's Game #9 - 9:00 am - Women's Semifinal (Haskins Center) - CBS C
Women's Game #10 - 11:30 am - Women's Semifinal (Haskins Center) - CBS C

Men's Game #9 - 2:00 pm - Men's Semifinal (Haskins Center) - CBS C
Men's Game #10 - 4:30 pm - Men's Semifinal (Haskins Center) - CBS C

Saturday, March 12, 2011 - Championship

Men's Game #11 - 9:30 am - Men's Championship (Haskins Center) - CBS
Women's Game #11 - 6:00 pm - Women's Championship (Haskins Center) - CBS C

With its unique blend of cultures and customs, the best authentic Mexican food found in the U.S. and more than 310 days of sunny weather, El Paso has so much to offer.

Located in the Chihuahuan Desert on the western-most tip of Texas, El Paso is more than you can possibly imagine: it's a city with a rich colorful history, sweeping mountain vistas, spicy cuisine, unique shopping and lively entertainment in some of the most spectacular performing arts venues in the state.



El Paso offers the best Mexican food in the United States. Hundreds of restaurants spread out across El Paso, featuring dishes made from recipes which have been handed down from generation to generation. And since this is Texas, giant steaks are also a staple, and can be found just about anywhere in the city. From upscale dining, to local hangouts, El Paso's food selections are as varied as the people who call this part of West Texas home. Nightlife in El Paso is also plentiful. Bars and nightclubs can be found in the Union Plaza District (located Downtown) and the Cincinnati Entertainment District (next to the University of Texas at El Paso campus).

El Paso is famously known for Western wear, Southwestern art, and Mexican imports, and the city still reigns as the Boot Capital of the World with over two dozen boot companies. But there are also several enclosed modern shopping malls scattered around the city, to include an outlet mall with over 100 famous name brand stores.

And there's plenty more to discover, visit www.visitelpaso.com for more information.



CONTENTS / STAFF



Houston was the fourth team in C-USA history to win four games in four days to claim the tournament title - the Cougars' first men's basketball championship. With the title, UH also became the first school to win a men's basketball, football and baseball championship in the 15-year history of the league.



CONFERENCE USA STAFF DIRECTORY

5201 N. O'Connor Blvd. • Suite 300 • Irving, TX 75039
Phone: (214) 774-1300 • Media Relations Fax: (214) 496-0055
ConferenceUSA.com

Commissioner: Britton Banowsky
Executive Associate Commissioner: Judy MacLeod (jmacleod@c-usa.org)
Associate Commissioner: Alfred White (awhite@c-usa.org)
Associate Commissioner: Kelly Carney (kcarney@c-usa.org)
Associate Commissioner for Sports Services: Chris Woolard (cwoolard@c-usa.org)
Associate Commissioner for Compliance/Academics:
Rob Philippi (rphilippi@c-usa.org)
Assistant Commissioner for Football/Baseball Operations:
Russell Anderson (rdanderson@c-usa.org)
Assistant Commissioner for Public Affairs:
Courtney Morrison Archer (cmarcher@c-usa.org)
Assistant Commissioner for Business Affairs: Catrina Gibson (cgibson@c-usa.org)
Assistant Commissioner for Sports Services: Keisha Dunlap (kdunlap@c-usa.org)
Director of Events: Monay Lyles (mlyles@c-usa.org)
Director of New Media: Nicole Cartier (ncartier@c-usa.org)
Director of Compliance and Student-Athlete Services:
Callie Hubbell (chubbell@c-usa.org)
Associate Director of Media Relations: Debbie Davis (ddavis@c-usa.org)
Assistant Director of Sports Services: Walter Brock (wbrock@c-usa.org)
Assistant Director of Marketing/Business Affairs:
Carmen Jones (cjones@c-usa.org)
Executive Asst. to the Commissioner: Darlene Winsett (dwinsett@c-usa.org)
Administrative Assistant: Katie McGregor (kmcgregor@c-usa.org)
Media Relations Intern: James Etter (jetter@c-usa.org)
Administrative Intern: Kelly Ninemire (kninemire@c-usa.org)

Coordinator of Men's Basketball Officiating Consortium: Curtis Shaw
Director of Multimedia and Creative Services: Erika Amstadt Hirschfield

TABLE OF CONTENTS

IFC	2010 C-USA Championship
2-4	Preseason Notebook
5-6	Composite Schedule
7	Television and Radio
8-14	Conference USA
TEAM PAGES	
15-18	East Carolina
19-22	Houston
23-26	Marshall
27-30	Memphis
31-34	Rice
35-38	SMU
39-42	Southern Miss
43-46	Tulane
47-50	Tulsa
51-54	UAB
55-58	UCF
59-62	UTEP
63	Standings/Postseason Results
64	Honors/Awards
65-68	2009-10 Conference USA Statistics
69	Individual/Team Superlatives
70	2009-10 C-USA Notebook
71-72	Individual Single Game Records
73-74	Team Single Game Records
75-76	Individual Single Season Records
77-78	Team Single Season Records
79	Class Records
80-81	Career Records
82-85	C-USA Championship Records
86-87	C-USA Championship Results
88-90	Miscellaneous Team Records/Milestones
90	Team vs. Team Records
91-93	Annual Standings
94-97	Annual Leaders
98-104	All-Time Awards
105-107	NCAA Postseason History/Results
108-109	NIT Postseason History/Results
110	CBI Postseason History/Results
111	Players in the Pros
112	2011 NCAA Championship
113	Media Services
114	SID Directory

twitter twitter.com/ConferenceUSA1

facebook Facebook: Conference USA

CREDITS

The 2010-11 Men's Basketball Guide is a publication of Conference USA. For additional information and copies, please contact the C-USA Media Relations Department.

Editor and Compilation: Courtney Morrison Archer
Design: Bill Bridgeforth

Contributing: Courtney Morrison Archer, Erika Amstadt Hirschfield, Russ Anderson and James Etter

Photography: Courtesy of Sports Information Departments & NBA

The conference extends special thanks to the C-USA sports information staffs for their assistance in preparation of this publication.

© 2010 Conference USA

UTEP'S CULPEPPER NAMED C-USA MEN'S BASKETBALL PRESEASON PLAYER OF THE YEAR

Reigning Conference USA Player of the Year Showcases Preseason Teams

UTEP senior guard Randy Culpepper was selected the 2010-11 Conference USA Men's Basketball Preseason Player of the Year in a vote of the league's 12 head coaches. Culpepper is one of four seniors comprising the preseason all-conference team. He is joined by classmates Gary Flowers of Southern Miss, Justin Hurtt of Tulsa and Brock Young of East Carolina. The lone junior on the first team is Memphis swingman Wesley Witherspoon.



Culpepper is the reigning Conference USA Player of the Year. He ranks fourth in UTEP history and 15th in C-USA annals with 1,664 points. He is UTEP's all-time leader with 252 three-point field goals, hitting a school-record nine three-pointers in two different games last season, and rates second in school history with 180 steals. The Memphis native has led UTEP in scoring 31 times over the last three seasons. He has scored 20+ points 28 times in his career and ranks sixth in school history with five 30-point games. Last season, Culpepper was named All-America honorable mention by the Associated Press after averaging a team-leading 17.9 points and 1.8 steals.

Flowers earned a spot on the 2010 All-Conference USA second team in his first season with the Golden Eagles. The 6-8 forward was the team's leading scorer (15.0 ppg), rebounder (8.3 rpg) and shot blocker (1.8 bpg). He also earned a nod on the 2010 C-USA All-Tournament Team, leading Southern Miss to the semifinals with a double-double average of 18.3 points and 11.7 rebounds in the three championship games.

Hurtt was one of three Tulsa players to score more than 500 points last season and will be the team's top returning scorer. He averaged 14.5 points per game, including a career-high 34 points against East Carolina. Hurtt also earned C-USA Player of the Week honors following a 21-point performance in TU's 86-65 win over Oklahoma State.

Witherspoon was one of the Tigers key performers as a sophomore last season. The 2009 Sixth Player of the Year played all 34 games for Memphis in 2009-10. He will be the Tigers' top returning scorer, averaging 12.5 points per game last season, and free-throw shooter as he was 120-of-157 (.764) at the charity stripe.

Rounding out the preseason team is Young, who was an all-conference third-team selection a year ago. Young led the league in assists for the second season in a row, averaging 5.5 per game. He currently ranks seventh in career assist average (5.26) and needs just 154 more to set the conference career assists record.

The preseason all-conference second team features 2009-10 all-conference selections Papa Dia of SMU, Aaron Johnson of UAB and Jeremy Williams of UTEP, 2010 All-Freshman Team member Arsalan Kazemi of Rice and a Memphis newcomer in freshman Will Barton.

2010-11 PRESEASON PLAYER OF THE YEAR

Randy Culpepper, UTEP, G, 6-0, Sr., Memphis, Tenn.

2010-11 PRESEASON ALL-CONFERENCE FIRST TEAM

Randy Culpepper, UTEP, G, 6-0, 165, Sr., Memphis, Tenn.

Gary Flowers, Southern Miss, F, 6-8, 214, Sr., Dallas, Texas

Justin Hurtt, Tulsa, G, 6-4, 201, Sr., Raytown, Mo.

Wesley Witherspoon, Memphis, F/G, 6-9, 210, Jr., Atlanta, Ga.

Brock Young, East Carolina, G, 5-11, 180, Sr., Raleigh, N.C.

2010-11 PRESEASON ALL-CONFERENCE SECOND TEAM

Will Barton, Memphis, G, 6-6, 175, Fr., Baltimore, Md.

Papa Dia, SMU, F, 6-9, 235, Sr., St. Louis, Senegal

Aaron Johnson, UAB, G, 5-8, 185, Sr., Chicago, Ill.

Arsalan Kazemi, Rice, F, 6-7, 205, So., Esfahan, Iran

Jeremy Williams, UTEP, F, 6-7, 220, Sr., Memphis





New Coaches

Conference USA welcomes five new head coaches this season: Jeff Lebo (East Carolina), James Dickey (Houston), Tom Herrion (Marshall), Ed Conroy (Tulane) and **Tim Floyd** (UTEP). Additionally, Donnie Jones moved to UCF after three seasons at Marshall. All 12 Conference USA coaches have head coaching experience heading into this season, combining for more than 2,200 career wins.

Teams in Postseason

A total of seven C-USA teams advanced to postseason play in 2009-10, the most since the realignment in 2005. Houston (the 2010 C-USA Tournament champion) and UTEP (2010 regular-season champion) played in the NCAA Championship. UAB, Memphis and Tulsa played in the NIT, with the Blazers advancing to the quarterfinals. Marshall and Southern Miss were selected for the CollegiateInsider.com Tournament (CIT). Six of those teams finished the season with 20 or more wins.



NBA Selections

For the third year in a row, four Conference USA men's basketball players were selected in the NBA Draft. C-USA Newcomer of the Year Elliot Williams of Memphis was the No. 22 overall pick, going to the Portland Trail Blazers. Three others were selected in the second round: Marshall's Hassan Whiteside (No. 33, Sacramento Kings), Jerome Jordan

of Tulsa (No. 44, Milwaukee Bucks) and UTEP's Derrick Character (No. 58, Los Angeles Lakers).

Williams became the Tigers' latest NBA first-round selection, marking the first time in Memphis hoops history that it has produced a first-round pick three-straight years. Derrick Rose (2008) and Tyreke Evans (2009) were the Tigers' NBA first-round draft picks the previous two years and both were named the NBA Rookie of the Year. Williams is also the sixth Memphis first-round NBA Draft selection in the last 10 years. Former Tulsa standout and 2010 All-Conference USA first-team selection Ben Uzoh is on the New Jersey Nets roster. Conference USA ranks sixth among leagues producing the most NBA players over that three-year time frame.



Tourney in El Paso

This is the first time UTEP will serve as host to the C-USA basketball championship, and both the men's and women's tournament will be held on the UTEP campus from March 9-12. The men will play all its games in the Don Haskins Center. The women will play in Memorial Gym for Wednesday's first-round and Thursday's quarterfinal games, before moving over to the Haskins Center for the semifinal and title games. The women's semifinals and championship will be televised by CBS College, who will also carry the men's quarterfinals and semifinals. The men's championship will be broadcast on CBS.



Handy Helpers

Senior point guards **Brock Young** of East Carolina and Julyan Stone of UTEP are both ranked among the Conference's Top 10 for career assists and average assists entering the 2010-11 season. Young ranks seventh for career assists per game average (5.26) and Stone is ninth (5.15). Stone is just 103 assists shy of the C-USA career record currently held by USF's Reggie Kohn with 632. Stone ranks fifth entering the season with 530 for his career, while Young is right behind him with 479. Stone also set the single season record for most assists with 236 during the 2008-09 campaign, while Stone holds the sophomore record for most assists in a season and Young has the mark for most assists against conference foes.

International Play

Rice sophomore forward **Arsalan Kazemi** averaged 12.0 points, 7.4 rebounds and 2.8 steals over five games for the Iranian National Team at the 2010 FIBA World Championships. Through Group play, Kazemi ranked second in steals per game and tied for ninth in rebounds. His 14 rebounds in Iran's 65-60 loss to Slovenia tied for the most rebounds in a game

played during Group play. He registered a double-double against Slovenia, as he also scored 13 points. In a game against Team USA, Kazemi scored 14 points, had five rebounds and five steals while connecting on 5-for-8 shots from the field. Kazemi is from Esfahan, Iran.

UTEP senior guard **Jeremy Williams** was one of 11 NCAA Division I players on the "Reach USA" team that played nine games in China this summer. "Reach USA" posted a 6-3 mark on the tour while playing seven games versus the Bayi Rockets, a team from the Chinese Basketball Association, and two versus the Russian Peak All-Stars. Williams averaged 8.0 points, 5.1 rebounds, 1.6 assists, 1.2 steals and 0.7 blocks on the trip. He made 31-of-65 field goal attempts (.477) and 6-of-8 free throws (.750).

UAB sophomore forward **Ovie Soko** played a big role in leading Great Britain to its best-ever showing at the FIBA European Under-20 Championships. Behind Soko's team-leading 19.1 points per game, Britain closed play in sixth place in the month-long event - its best finish at this level. Soko was the star on a Great Britain team that finished the tournament with a 6-2 overall record. He averaged 19.1 points, 6.3 rebounds, 2.3 steals and 2.0 assists per contest. He shot 58.5 percent from two-point range (48-of-82) and 33.3 percent from beyond the arc (9-of-27). After averaging only 1.5 points and 1.9 rebounds per contest in UAB's 28 games last season, the London, England native is expected to use that experience to help propel him to an increased role and possibly even a starter entering the 2010-11 campaign.

Author, Author

UCF's starting point guard **A.J. Rompza** has already written an autobiography, which he self-published online. Rompza is now working on book

number two, which focuses on the life of a student-athlete.

Houston and Rice Host 2011 Final Four

Besides looking for a fourth visit to the NCAA Final Four in just 16 years of existence, Conference USA schools will also do their part as host to the event three times over the next seven years. Beginning with this season, Houston and Rice will serve as co-hosts for the 2011 NCAA Final Four. Additionally, Tulsa will host NCAA Second/Third Round games at the BOK Center and Tulane will host one of the 2011 NCAA Regionals at the New Orleans Arena.

Tulane received a bid to host the premier event in 2012 and the Final Four will return to Houston in 2016.

Tulane and the city of New Orleans will be hosting its fifth NCAA Final Four in 2012, also earning bids in 2003, 1993, 1987 and 1982. Additionally, north Texas - home to the Conference USA headquarters and SMU - was awarded the 2014 NCAA Final Four to be played at the new Cowboys Stadium in Arlington, Texas. It will be the second men's Final Four in the area as Reunion Arena in Dallas hosted the 1986 NCAA Final Four.



Choosing Hoops

Marshall junior **Dago Pena**, the 2010 C-USA Co-Sixth Player of the Year, is a native of the Dominican Republic. Pena turned down a significant signing bonus to play professional baseball to pursue a dream of playing basketball in the United States. Over the summer, Pena worked out with Dominican Republic's national team program in hopes of making one of its national teams. His mom Cristina Rincon played on the Dominican's women's national team for 12 years.

Centennial Celebration

The Tulane and Tulsa men's programs will both commemorate their 100th seasons of basketball in 2010-11. The two teams have combined for nearly 2,400 wins in their previous 99 years on the hardwood.



COMPOSITE SCHEDULE

NOVEMBER

Fri., November 12

Erskine at East Carolina
Nicholls State at Houston
WVU Tech at Marshall
Global Sports Challenge,
Memphis, Tenn.
Centenary at Memphis
St. Thomas at Rice
Arkansas Little Rock at SMU
Southern Miss at South Florida
Tulane at Maryland-Eastern
Shore
Appalachian State at Tulsa
West Florida at UCF
Pacific at UTEP

Sat., November 13

SE Missouri State at UAB

Sun., November 14

Alcorn State at Houston
Grambling at Rice
Legends Classic Regionals, El
Paso, Texas
Mercer at UTEP

Mon., November 15

Campbell at East Carolina
Glenville State at Marshall
Miami at Memphis (ESPN)
Tulane at Georgetown
Jackson State at UCF

Tues., November 16

SMU at TCU
Oral Roberts at Tulsa

Wed., November 17

Houston at Louisiana Tech
Global Sports Challenge,
Memphis, Tenn.
Northwestern State at
Memphis
South Alabama at Southern Miss
UAB at Middle Tennessee State
South Alabama at Southern Miss

Thursday, November 18

Charleston Classic, Charleston, S.C.
East Carolina vs. NC State
Rice at Santa Clara
South Florida at UCF (CBS C)

Fri., November 19

Charleston Classic, Charleston, S.C.
East Carolina vs. Charlotte/
George Mason
SMU International, Dallas, Texas
UC Riverside at SMU
Centenary at Tulane
Missouri State at Tulsa

Sat., November 20

Northwestern Oklahoma State at
Houston
Global Sports Shoot-out
UT-Chattanooga at Marshall
SMU International, Dallas, Texas
Portland State at SMU
UAB at Arizona State
Legends Classic Regionals, El
Paso, Texas
Western Carolina at UTEP

Sun., November 21

Charleston Classic, Charleston, S.C.
East Carolina vs. **TBD**
Global Sports Challenge,
Tupelo, Miss.
Memphis vs. LSU (CBS C)
St. Gregory's at Rice
SMU International, Dallas, Texas
Lamar at SMU

Mon., November 22

Global Sports Shoot-out,
Huntington, W.Va.
Jackson State at Marshall
McNeese State at Southern Miss
Maryville at Tulane

Tues., November 23

Louisiana-Lafayette at Houston
Global Sports Challenge,
Memphis, Tenn.
Tennessee-Martin at Memphis
Rice at North Texas
South Alabama at UAB
UCF at Stetson
New Mexico State at UTEP

Wed., November 24

Lenoir Rhyne at East Carolina
Wayland Baptist at SMU

Thurs., November 25

76 Classic, Anaheim, Calif.
Tulsa vs. UNLV

Fri., November 26

Tulane at Nicholls State
76 Classic, Anaheim, Calif.
Tulsa vs. Murray State **OR**
Stanford
UAB vs. Arkansas
(Little Rock, Ark.)
Legends Classic Championship,
Atlantic City, N.J.
UTEP vs. Georgia Tech

Sat., November 27

UNC Greensboro at East Carolina
Houston at TCU
Global Sports Shoot-out,
Louisville, Ky.
Marshall at Louisville
Rice at Texas
Spring Hill at Southern Miss
Alabama State at UCF
Legends Classic Championship,
Atlantic City, N.J.
UTEP vs. Michigan **OR** Syracuse

Sun., November 28

Central Arkansas at SMU
76 Classic, Anaheim, Calif.
Tulsa vs. TBA

Mon., November 29

Global Sports Shoot-out
Florida International at
Marshall
UAB at Troy

Tues., November 30

Houston at LSU
Alabama State at Tulane
UTEP at New Mexico State

DECEMBER

Wed., December 1

Charlotte at East Carolina
Arkansas State at Memphis
Arizona at Rice (CBS C)
SMU at Louisiana Tech
Alcorn State at Southern Miss
Jacksonville State at UAB
Florida Citrus Sports Shootout,
Orlando, Fla.
UCF vs. Florida

Fri., December 3

UAB at Georgia

Sat., December 4

Fayetteville State at East Carolina
Houston at Sam Houston State
Marshall at Ohio
Western Kentucky at Memphis
(CSS)
Lamar at Rice
Grambling State at SMU
Southern Miss at Ole Miss
(ESPN)
Louisiana Lafayette at Tulane
Southeastern Louisiana at UCF

Sun., December 5

Tulsa at Arkansas-Little Rock
Kent State at UAB

Mon., December 6

Nevada at Houston (CSS)

Tues., December 7

Old Dominion at East Carolina
James Madison at Marshall
Jimmy V. Classic, New York, N.Y.
Memphis vs. Kansas (ESPN)
Denver at Southern Miss

Wed., December 8

Tulsa vs. Oklahoma State (CBS C)

Sat., December 11

UTSA at Houston (CSS)
Southern Miss at Cal State-
Monterey Bay
Bethune-Cookman at UCF (CSS)

Sat., December 12

Southern Miss at Cal
Princeton at Tulsa
Arkansas-Pine Bluff at UTEP

Tue., December 14

Tulane at New Orleans

Wed., December 15

Marshall at Savannah State
Louisiana-Lafayette at UCF
Louisiana-Monroe at UTEP

Thu., December 16

Austin Peay at Memphis (CSS)
Las Vegas Holiday Hoops Classic,
Houston, Texas
Arkansas-Little Rock at Rice
Weber State at Tulsa

Sat., December 18

Houston at Texas A&M-Corpus
Christi
SMU at McMurry
Tulane at VCU
MetroPCS Orange Bowl Classic,
Sunrise, Fla.
UCF vs. Miami
Texas Tech at UTEP (CBS C)

Sun., December 19

East Carolina at Coastal Carolina
VMI at Marshall
Alabama A&M at UAB

Mon., December 20

Texas A&M Corpus Christi at
Memphis
Stephen F. Austin at UTEP

Tues., December 21

Sam Houston State at Houston
Las Vegas Holiday Hoops Classic, Las Vegas, Nev.
Rice vs. Stetson
Auburn-Montgomery at Tulane
Tulsa at Wichita State
VCU at UAB

Wed., December 22

East Carolina at George Washington
Marshall at James Madison
Las Vegas Holiday Hoops Classic, Las Vegas, Nev.
Rice vs. Miami
Alabama State at SMU
Cancun Governor's Cup, Cancun, Mexico
Southern Miss vs. East Tennessee State
UCF at Massachusetts

Thu., December 23

Georgetown at Memphis (ESPN2)
Last Vegas Holiday Hoops Classic, Las Vegas, Nev.
Rice vs. Oral Roberts
Cancun Governor's Cup, Cancun, Mexico
Southern Miss vs. Northeastern/Saint Louis
Tulane at Southern
Texas-San Antonio at Tulsa
UTEP at BYU

Fri., December 24

Cancun Governor's Cup, Cancun, Mexico
Southern Miss vs. TBD

Mon., December 27

George Washington at UAB

Tue., December 28

Binghamton at Marshall
Bank of the West Don Haskins Sun Bowl Invitational, El Paso, Texas
Western New Mexico at UTEP

Wed., December 29

East Carolina at Clemson
LSU at Rice (CBS C)
Southeast Missouri State at SMU
Hardwood Club Holiday Tournament, Hattiesburg, Miss.
Mississippi Valley State at Southern Miss
UCF Holiday Classic, Orlando, Fla.
Furman at UCF
Bank of the West Don Haskins Sun Bowl Invitational, El Paso, Texas
Air Force at UTEP

Thu., December 30

Rogers State at Houston
Lipscomb at Memphis (CSS)
Hardwood Club Holiday Tournament, Hattiesburg, Miss.
Savannah St./SE Louisiana at Southern Miss
Lamar at Tulane
TCU at Tulsa
UCF Holiday Classic, Orlando, Texas
Northeastern/Princeton at UCF

JANUARY**Sat., January 1**

Dallas Christian at SMU

Sun., January 2

Marshall at St. Bonaventure
Tennessee State at Memphis
TCU at Rice
Texas-Pan American at Tulane
Sam Houston State at UTEP

Mon., January 3

East Carolina at North Carolina Central

Wed., January 5

Memphis at Tennessee (ESPN2)
Ole Miss at SMU
UAB at Duke
Houston at Southern Miss (CSS)
Marshall at UCF (CSS)
Tulane at Rice
Tulsa at UTEP

Sat., January 8

East Carolina at Memphis (CSS)
UCF at Houston
Southern Miss at Marshall
Rice at Tulsa
SMU at Tulane
UTEP at UAB (CBS C)

Mon., January 10

Savannah State at Marshall

Wed., January 12

Tulsa at Arizona State
UAB at East Carolina
Memphis at SMU
Southern Miss at Rice
UTEP at Tulane

Sat., January 15

Tulane at East Carolina
Houston at SMU
Marshall at Memphis (CSS)
Rice at UTEP
UCF at Southern Miss
UAB at Tulsa

Wed., January 19

East Carolina at UCF
Tulsa at Houston (CBS C)
Memphis at Southern Miss (CSS)
SMU at UAB
Chesapeake Energy Classic, Charleston, W.Va.
Marshall vs. West Virginia

Sat., January 22

East Carolina at Marshall
UTEP at Houston
Memphis at UAB
Rice at UCF (CSS)
Southern Miss at SMU
Tulsa at Tulane

Wed., January 26

Southern Miss at East Carolina
Houston at Rice (CSS)
Marshall at UAB
UCF at Memphis (CBS C)
SMU at Tulsa
Tulane at UTEP

Sat., January 29

Houston at East Carolina (CSS)
Memphis at Marshall
SMU at Rice
Tulane at Southern Miss
UTEP at Tulsa (CBS C)
UAB at UCF (CSS)

FEBRUARY**Tue., February 1**

Marshall at Houston (CBS C)

Wed., February 2

East Carolina at SMU
Tulsa at Memphis (CBS C)
Rice at Tulane
Southern Miss at UAB
UCF at UTEP

Sat., February 5

Memphis at Gonzaga (ESPN/ESPN2)
UCF at East Carolina
Houston at Tulsa
Marshall at Southern Miss (CSS)
UTEP at Rice
UAB at Tulane

Wed., February 9

UAB at Marshall
Memphis at UCF (CBS C)
Tulane at SMU

Sat., February 12

Marshall at East Carolina
Tulane at Houston
Southern Miss at Memphis (ESPN/ESPN2)
Rice at UAB (CSS)
SMU at UTEP
Tulsa at UCF

Wed., February 16

East Carolina at Tulsa
SMU at Houston
Marshall at Rice
UAB at Memphis (CBS C)
UTEP at Southern Miss
UCF at Tulane

Sat., February 19

East Carolina at Southern Miss
Houston at UTEP (CBS C)
Marshall at Tulane
Memphis at Rice (CSS)
Tulsa at SMU
UCF at UAB (CSS)

Tue., February 22

Houston at Memphis (CBS C)
Loyola (N.O.) at Southern Miss

Wed., February 23

UTEP at East Carolina
Tulsa at Marshall (CBS C)
Rice at SMU

Sat., February 26

East Carolina at Rice (CSS)
UAB at Houston (CBS C)
SMU at Marshall
Memphis at UTEP (ESPN2)
Southern Miss at UCF
Tulane at Tulsa

MARCH**Wed., March 2**

Memphis at East Carolina
Houston at Tulane
Marshall at UTEP
Tulsa at Rice
SMU at UCF
UAB at Southern Miss (CSS)

Sat., March 5

East Carolina at UAB
Rice at Houston
UCF at Marshall
Tulane at Memphis (CBS C)
UTEP at SMU
Southern Miss at Tulsa (CBS C)

Wed.-Sat., March 9-12

2011 C-USA Men's Basketball Championship
(Don Haskins Center, El Paso, Texas)

↔ Indicates Conference USA games

TELEVISION /RADIO

More than 55 national and regionally-televised games are scheduled to feature Conference USA teams during the 2010-11 season. Non-conference games against teams from the ACC, Big East, Big 12 and SEC combine with great conference duels featuring all 12 member institutions to highlight C-USA's national package on CBS, CBS College Sports, ESPN and ESPN2.

More than a dozen men's basketball games will be shown on the ESPN family of networks, while CBS College Sports will showcase 15 regular season games and the 2010 C-USA Championship quarterfinals and semifinals to a national audience. CBS will once again air the C-USA Championship title game on Saturday, March 12, at 11:35 a.m. EST from Don Haskins Center.

Coverage of C-USA basketball is also available online through the C-USA Network, available exclusively on the league's official website www.ConferenceUSA.com, C-USA All-Access and all 12 team sites. A complete schedule to date of televised games is listed below:

2010-11 CONFERENCE USA MEN'S BASKETBALL TELEVISION SCHEDULE

All Times Eastern.



CBS
Saturday, March 12 C-USA Championship Final 11:35 a.m.

CBS COLLEGE SPORTS

Monday, November 1	C-USA Men's Basketball Tip-Off Show	7:00 p.m.
Thursday, November 18	South Florida at UCF	7:00 p.m.
Sunday, November 21	Memphis vs. LSU (Tupelo, Miss.)	5:00 p.m.
Wednesday, December 1	Arizona at Rice	8:00 p.m.
Wednesday, December 8	Oklahoma State at Tulsa	9:00 p.m.
Saturday, December 18	Texas Tech at UTEP	10:00 p.m.
Wednesday, December 29	LSU at Rice	8:00 p.m.
Saturday, January 8	UTEP at UAB	4:00 p.m.
Wednesday, January 19	Tulsa at Houston	7:00 p.m.
Wednesday, January 26	UCF at Memphis	8:00 p.m.
Saturday, January 29	UTEP at Tulsa	8:00 p.m.
Tuesday, February 1	Marshall at Houston	9:00 p.m.
Wednesday, February 2	Tulsa at Memphis	7:00 p.m.
Wednesday, February 9	Memphis at UCF	7:00 p.m.
Wednesday, February 16	UAB at Memphis	7:00 p.m.
Saturday, February 19	Houston at UTEP	9:00 p.m.
Tuesday, February 22	Houston at Memphis	9:00 p.m.
Wednesday, February 23	Tulsa at Marshall	7:00 p.m.
Saturday, February 26	UAB at Houston	6:00 p.m.
Saturday, March 5	Tulane at Memphis	4:00 p.m.
Saturday, March 5	Southern Miss at Tulsa	6:00 p.m.
Thursday, March 10	C-USA Championship Quarterfinal	1:00 p.m.
Thursday, March 10	C-USA Championship Quarterfinal	3:30 p.m.
Thursday, March 10	C-USA Championship Quarterfinal	7:30 p.m.
Thursday, March 10	C-USA Championship Quarterfinal	10:00 p.m.
Friday, March 11	C-USA Championship Semifinal	4:00 p.m.
Friday, March 11	C-USA Championship Semifinal	6:30 p.m.



ESPN
Tuesday, November 16 Miami (Fla.) at Memphis 12:00 a.m.
Tuesday, November 16 Oral Roberts at Tulsa 12:00 p.m.



ESPN2
Thursday, November 25 Tulsa vs. UNLV (76 Classic, Anaheim, Calif.) 11:30 p.m.
Saturday, December 7 Memphis vs. Kansas (Jimmy V Classic, New York, N.Y.) 7:00 p.m.
Thursday, December 23 Georgetown at Memphis 8:00 p.m.
Wednesday, January 5 UAB at Duke 7:00 p.m.
Wednesday, January 5 Memphis at Tennessee 9:00 p.m.
Saturday, January 22 Memphis at UAB 7:00 p.m.
Saturday, February 26 Memphis at UTEP 3:00 p.m.

ESPN U
Friday, November 26 Tulsa at 76 Classic
Saturday, December 4 Southern Miss at Ole Miss 8:00 p.m.

ESPN/ESPN2
Saturday, February 5 Memphis at Gonzaga 4:00 p.m.
Saturday, February 12 Southern Miss at Memphis 6:00 p.m.



ESPN3
Monday, November 15 Tulane at Georgetown 7:00 p.m.



COMCAST/CHARTER SPORTS SOUTHEAST (CSS)

Saturday, December 4	Western Kentucky at Memphis	8:00 p.m.
Monday, December 6	Nevada at Houston	8:00 p.m.
Saturday, December 11	UTSA at Houston	7:00 p.m.
Thursday, December 16	Austin Peay at Memphis	8:00 p.m.
Thursday, December 30	Lipscomb at Memphis	8:00 p.m.
Wednesday, January 5	Houston at Southern Miss	9:00 p.m.
Saturday, January 8	East Carolina at Memphis	4:00 p.m.
Saturday, January 15	Marshall at Memphis	Noon
Wednesday, January 19	Memphis at Southern Miss	7:00 p.m.
Wednesday, January 26	Houston at Rice	9:00 p.m.
Saturday, January 29	Houston at East Carolina	
Saturday, February 5	Marshall at Southern Miss	6:00 p.m.
Saturday, February 12	Rice at UAB	8:00 p.m.
Saturday, February 19	UCF at UAB	5:00 p.m.
Saturday, February 19	Memphis at Rice	9:00 p.m.
Saturday, February 26	East Carolina at Rice	8:00 p.m.
Wednesday, March 2	UAB at Southern Miss	7:00 p.m.

BRIGHT HOUSE SPORTS NETWORK (BHSN)

Saturday, December 11	Bethune Cookman at UCF	5:00 p.m.
Wednesday, January 5	Marshall at UCF	7:00 p.m.
Wednesday, January 19	East Carolina at UCF	7:00 p.m.
Saturday, January 22	Rice at UCF	7:00 p.m.
Saturday, January 29	UAB at UCF	7:00 p.m.
Wednesday, March 2	SMU at UCF	7:00 p.m.

RADIO AFFILIATES

School	Flagship	Dial
East Carolina	WNCT-AM	1070
Houston	KBME-AM	790
Marshall	WDDG-FM	93.7
Memphis	WREC-AM	600
Rice	WSEV-AM	700
SMU	KAAM-AM	770
Southern Miss	WXRR-FM	104.5
Tulane	WIST-AM	690
Tulsa	KRMG-AM	740
UAB	WUHT-FM	107.7
UCF	WQTM-AM	740
UTEP	KOFX-FM	92.3
	ESPN Deportes	1150

CONFERENCE USA: COMPETITION LIVES HERE

Marking its 15-year milestone during the 2009-10 season, Conference USA is still going strong. From the beginning, dedication to excellence has been the league's guiding principle and remains today a common thread for a promising future. C-USA is home to 12 nationally prominent, tradition-rich members in East Carolina, Houston, Marshall, Memphis, Rice, SMU, Southern Miss, Tulane, Tulsa, UAB, UCF and UTEP. This combination enhances men's and women's programs that are immersed in athletic success and academic prowess. Together, we are committed to excellence, integrity and leadership in athletics, academics and in our communities.

All C-USA institutions sponsor Division I-A football, along with several other men's and women's athletic programs, many of which compete regularly for NCAA Championships. C-USA sponsors competition in 19 sports - nine for men (baseball, basketball, cross country, football, golf, soccer, tennis and indoor and outdoor track and field) and 10 for women (basketball, cross country, golf, softball, soccer, swimming and diving, tennis, indoor and outdoor track and field and volleyball).

The league sponsors numerous academic awards, including the Commissioner's Honor Roll and the Commissioner's Academic Medal, indicative of outstanding achievement in the classroom. C-USA annually awards 12 postgraduate scholarships, along with the Sport Academic Award, Scholar Athletes of the Year and the Institutional Academic Excellence Award.

Conference USA also added a Spirit of Service Award, recognizing student-athletes three times a year for a combination of significant community service efforts, good academic standing and participation in their elected sport.

SUCCESS ON THE PLAYING FIELD

Conference USA performers have achieved great success in competition, placing the league among the top conferences in the nation.

Football

- 50 teams have earned bowl bids
- Member of the Bowl Championship Series
- Bowl tie-ins with the AutoZone Liberty Bowl, Bell Helicopter Armed Forces Bowl, EagleBank Bowl, R+L Carriers New Orleans Bowl, Sheraton Hawai'i Bowl, St. Petersburg Bowl and Texas Bowl

Men's Basketball

- Consistently rated as one of the top basketball leagues in the country
- 83 postseason teams (43 NCAA and 35 NIT, 5 CBI)
- One National Championship title game appearance
- Three Final Four teams
- Seven Elite Eight NCAA Tournament teams
- One NIT Champion and four NIT semifinalists
- Inaugural CBI Champion

Women's Basketball

- 43 NCAA Tournament appearances
- 30 WNIT appearances
- One team in the NCAA Sweet 16
- Two WNIT semifinalists

Baseball

- 47 NCAA appearances
- Six College World Series appearances (2009, 2008, 2007, 2006, 2005 and 2001), including the last five in a row
- 13 Super Regional appearances
- Has produced at least four NCAA teams in seven of the last eight seasons

In addition, 32 volleyball teams, 46 men's and women's soccer teams and 22 softball teams have earned NCAA Tournament bids. C-USA has sent three men's soccer teams to the NCAA College Cup, five softball teams to the Women's College World Series and three volleyball teams to the Sweet 16. The league has also had six national champions in NCAA track and field competition, one national champion in diving and numerous NCAA individual and team competitors in cross country, golf, swimming, tennis and track and field. Overall, Conference USA teams and individuals have made more than 500 NCAA appearances.

SUCCESS OFF THE FIELD

C-USA institutions are among the nation's best in academic performance among student-athletes, bolstered by the fact that student-athletes at league schools have a higher graduation rate than the general student population. Among C-USA's 5,000 student-athletes, there are champions off the playing field as well. In 14 years, 130 student-athletes earned national ESPN The Magazine Academic All-America honors, while 461 were named All-District. In addition, more than 17,000 student-athletes have been named to the Commissioner's Honor Roll or received the Commissioner's Academic Medal, indicative of outstanding achievement in the classroom.

C-USA ON TV

C-USA enjoys significant television exposure through its partnerships with ESPN Inc. and CBS College Sports Television Networks. The league entered into long-term agreements with both ESPN and CBS College Sports, which, combined, provides C-USA with significant national and regional exposure for football, men's and women's basketball, and all other conference sports. Additionally, the CBS College Sports agreement includes video-on-demand, Internet, broadband, national over-the-air and satellite radio, and wireless distribution as well as corporate marketing rights, and website production through CBS Interactive. The agreement with ESPN extends the conference's current regular season football package to include the broadcast of the conference's Football Championship Game. It also encompasses distribution of men's basketball and women's basketball on ESPN/ESPN2 and both tournament championship games.

C-USA IN THE COMMUNITY

The conference's footprint is concentrated with 12 members in nine states and a combined area population of nearly 17 million. More than 1.1 million living alumni represent C-USA schools across the nation. With a renewed commitment to community involvement, the conference has begun development of several initiatives to maintain strong ties in C-USA cities, as well as with fans and alumni across the country. C-USA schools also place a priority on giving back to their communities through volunteer service with local and national organizations.



GOVERNANCE

Along with the ACC, Big East, Big Ten, Big 12, Pac-10 and SEC, Conference USA is one of the seven conferences having significant representation in the NCAA governance structure. The Presidents of the member institutions serve as the league's Board of Directors.

A PROUD HISTORY; A PROMISING FUTURE

Conference USA was formed in 1995 and quickly emerged as one of the nation's top conferences. The conference unveiled its name, logo and commissioner on April 24, 1995 in Chicago. The league's charter members included Charlotte, Cincinnati, DePaul, Houston, Louisville, Marquette, Memphis, Saint Louis, Southern Miss, Tulane, UAB and USF. Eleven of the institutions began athletic participation in 1995, while Houston joined competition in the fall of 1996.

The league's headquarters were established in Chicago and after nine years, relocated to the current office in Irving, Texas. Britton Banowsky was named Commissioner in October 2002, succeeding Mike Slive, the league's first commissioner.

C-USA added East Carolina (September, 1996) and the United States Military Academy (March, 1997) as football members. ECU began league competition in 1997; Army in 1998 and UAB began football play in 1999. The league added TCU and ECU (1999) for all sports and they began competition in 2001. USF started C-USA football in 2003.

After celebrating its 10th Anniversary during the 2004-05 season, C-USA began a new chapter in 2005-06 when its current membership came together to form the new look of the league.

Since its formation, C-USA has established a strong foundation, an identity and a history that reflects the league's national presence. Fourteen years of remarkable history has reinforced the league's position in collegiate athletics, setting the course for the next decade and beyond.

METRO AREA POPULATION

City	Rank	Population
Dallas	9	5,221,801
Houston	10	4,669,571
Orlando	28	1,644,561
New Orleans	35	1,337,726
Memphis	44	1,135,614
Birmingham	55	921,106
Tulsa	59	803,235
El Paso	64	679,622
Huntington	128	315,538
Greenville	222	133,798
Hattiesburg	250	111,674
TOTALS		16,974,246

Courtesy: U.S. Census Data 2000

TV DEMOGRAPHICS

Market	TV Hshlds
Dallas-Ft. Worth	2,544,410
Houston	2,123,460
Orlando	1,455,620
Birmingham	742,140
Memphis	667,660
New Orleans	633,930
Tulsa	528,070
Huntington	501,530
El Paso	310,760
Greenville	290,280
Hattiesburg	111,610
TOTALS	9,909,470

Courtesy: Nielsen Media Research, Inc. 2009

COMPETITIVE HIGHLIGHTS

- 133 Bowl appearances (53 since 1994)
- 114 NCAA Appearances in Men's Basketball
- 10 Men's Basketball Final Four Appearances, one National Championship game appearance and one National Championship
- 2002 NIT Champions (Memphis) and 2001 NIT Champions (Tulsa)
- 48 NCAA appearances in Women's Basketball (35 since 1994)
- 104 NCAA Appearances in Baseball (65 since 1995)
- 12 College World Series Appearances, including five of the last six (2003 National Champions - Rice)
- 24 NCAA appearances in Volleyball in the last 15 years
- Two Softball College World Series Appearances
- One Men's Soccer College Cup Appearance
- Men's Golf National Championships
- Two Women's Golf National Championships
- 28 National Championships in Track and Field and Cross Country

BASKETBALL HIGHLIGHTS

- Conference USA teams have earned a combined 196 postseason bids (109 NCAA Tournament berths, 80 invites to the NIT, five bids to the College Basketball Invitational and two teams participated in the CIT).
- Half of Conference USA teams (UTEP, UAB, Memphis, Tulsa, Marshall and Southern Miss) are coming off 20-plus-win seasons.
- Conference was one of just 10 Division I Conferences to see more than one million fans, and experienced an increase in overall attendance for the second year in a row.
- The 2009 Conference USA Men's Basketball Championship posted the seventh-best overall attendance among the 30 post-season conference tournaments.
- Conference USA schools have produced 22 Consensus All-Americans (12 first-team selections, nine second-team and one third-team selection). Memphis guard Tyreke Evans was named the 2009 Consensus National Freshman of the Year.
- UCF made its debut in the new \$80-million UCF Arena during the 2007-08 season. The 10,000-seat arena nearly doubles the seating capacity of its previous home facility.
- Rice underwent a \$27-million renovation of historic Autry Court, its home floor, and moved into Tudor Fieldhouse in 2008-09.
- SMU moved into the Crum Basketball Center practice facility during the 2007-08 season, and UTEP moved into its new practice facility in Spring 2009. UTEP's Foster Stevens Basketball Complex is located adjacent to UTEP's Don Haskins Center.
- Memphis became the third C-USA team to advance to the Final Four in six years when the Tigers played in the 2008 National title game.
- Tulsa won the inaugural College Basketball Invitational in 2008 and UTEP was the 2009 CBI runner-up.
- C-USA also boasts two AP Coach of the Year selections: Southern Miss head coach Larry Eustachy won the award in 2000 and SMU head coach Matt Doherty took the honor the following year in 2001.
- UAB head coach Mike Davis coached in the 2002 NCAA National Championship title game.
- UTEP won the 1966 NCAA National Championship and is the only school in the state of Texas to win a national title in men's basketball.
- C-USA teams have won four NIT Championships: 2002 Memphis, 2001 Tulsa, 1987 Southern Miss and 1981 Tulsa.
- Houston has made five trips to the NCAA Final Four in school history.
- A total of 17 C-USA alums are playing in the NBA and two are coaching, including New York Knicks' head coach Mike D'Antoni (Marshall, 1973) and assistant coach Dan D'Antoni (Marshall, 1970). Four C-USA players have been taken in each of the last three NBA Drafts.
- Memphis point guard Derrick Rose became the second Conference USA player in the 13-year history of the league to become the No. 1 pick in the NBA Draft. He was named the 2009 NBA Rookie of the Year and Tyreke Evans won the same honor in 2010.

NOTE: Data reflects current league membership.

MORE COMPETITIVE HIGHLIGHTS

Women's Basketball – C-USA teams have made 48 NCAA appearances (35 since 1994) and 30 WNIT outings.

Football – C-USA schools have produced 80 players that appeared on NFL rosters this season.

Volleyball – C-USA schools have made 24 NCAA appearances in the last 15 years.

Baseball – Conference USA has been represented at the College World Series five of the last six seasons.

Women's Cross Country – UTEP's Risper Kimaiyo led the Miners to their first national ranking since 1987. She was the top finisher for the team in every meet, including three consecutive first place times to begin the season.

Men's Cross Country – Tulsa's John Beattie swept the 2009 Cross Country Athlete of the Year honor along with the 2010 Indoor and Outdoor Track Athlete of the Year awards.

Men's Golf – Two-time C-USA champion UCF, Tulsa, Rice, SMU and two individuals earned a bid to 2010 NCAA Regionals.

Women's Golf – Tulane, in just its second full season following the program's suspension after Hurricane Katrina, placed 18th at the 2010 NCAA Championships.

Men's Soccer – Tulsa earned its third-straight NCAA bid in 2010 and advanced to the quarter final round.

Women's Soccer – Memphis and UCF made back-to-back-to-back NCAA appearances in 2007, 2008 and 2009.

Softball – East Carolina won its first conference regular season and tournament title in 2010 to earn a bid to the NCAA Championship with UAB and UCF.

Swimming & Diving – Houston's Anastasia Pozdniakova was named the NCAA Diver of the Year after winning the NCAA 1-meter dive for the second-straight year.

Men's Tennis – Four-time C-USA Men's Tennis Player of the Year Arnau Brugues earned the conference's first No. 1 national ranking by the Intercollegiate Tennis Association (ITA) in 2009.

Women's Tennis – SMU won 12 of their first 13 matches, with four of those victories coming against nationally ranked foes in 2009-10.

Men's Track & Field – Rice pole vaulter Jason Colwick won national titles at both the 2009 NCAA Indoor and Outdoor Championships.

Women's Track & Field – UTEP's Blessing Okagbare won four NCAA titles during the 2010 Indoor & Outdoor season. She also won a bronze medal in the long jump at the 2008 Olympics in Beijing.

Women's Rowing – Conference USA held its inaugural Women's Rowing Championship in May 2010, becoming the 20th sport sponsored by the league.

ACADEMICS

Conference USA is dedicated to excellence in athletics, academics and community service. C-USA places an emphasis on academic achievement for its student-athletes, encouraging an environment for academic success. In addition to student-athletes representing the league on *ESPN The Magazine* Academic All-America teams, C-USA has several academic award programs that are featured below. A record 2,030 student-athletes earned recognition to the Commissioner's Honor Roll during the 2009-10 academic year, with 420 earning the Academic Medal. Twenty-three student-athletes earned Academic All-America honors, while 80 were recognized at the district level.

ACADEMIC AWARDS

Institutional Academic Excellence Award

Awarded to the institution with the highest overall student-athlete GPA in Conference sponsored sports.

Sport Academic Award

Awarded to the team in each Conference sponsored sport with the highest GPA for the current academic year.

Commissioner's Honor Roll

Awarded to student-athletes in Conference sponsored sports that have achieved a 3.0 cumulative GPA or above.

Commissioner's Academic Medal

Awarded to student-athletes in Conference sponsored sports that have achieved a 3.75 cumulative GPA or above.

Scholar Athlete of the Year Award

Awarded to the top student-athlete, as determined by the Faculty Athletics Representatives, in each Conference sponsored sport. The award is based on academic achievement (GPA - 3.0 or better), athletic achievement and service.

Dr. Jim Castañeda Post-Graduate Scholarships

Twelve awards of \$4,000 each are granted to graduates and determined by the Faculty Athletics Representatives at the Conference's annual meetings. At least two awards must go to women and two to men. Recipients of the C-USA post-graduate scholarships must enroll in a graduate program within three years of receipt of the award. The award is named after former Faculty Athletics Representative Dr. Jim Castañeda, who served Rice for 46 years as an educator, coach and administrator before he passed away in November 2008.

2009-10 ESPN The Magazine Academic All-America Selections

First Team Academic All-America

Philip Adam, Rice (Men's Track/CC)
Andre Anderson, Tulane (Football)
John Berens, Rice (Men's Track)
Jessica Boulavsky, Rice (Volleyball)
Caitlin Clancy, Tulsa (Women's Track/CC)
Stacie Townsend, UTEP (Softball)

Second Team Academic All-America

John Beattie, Tulsa (Track & Field)
Alex Becker, Tulsa (Track & Field/CC)
Danielle Blair, UAB (Women's Soccer)
Mitch Enright, SMU (Football)
Elizabeth Fleming, Marshall (Volleyball)
Jimmy Maurer, South Carolina (Men's Soccer)
Rocky Ross, UCF (Football)
Erin Scott, Rice (Women's Soccer)

Third Team Academic All-America

Sam Arthur, South Carolina (Men's Soccer)
Michael Buttacavoli, Rice (Men's Golf/At-Large)
Katie Detlefsen, UCF (Women's Golf/At-Large)
Katelyn Ostendorf, Rice (Women's Soccer)
Kilian Poeschk, Tulsa (Men's Soccer)
Rob Segedin, Tulane (Baseball)
Susan Stangl, Tulsa (Women's Rowing/At-Large)
Vendula Strnadova, Rice (Women's Soccer)
Charina Sumner, East Carolina (Softball)

CONFERENCE USA COMMISSIONER'S HONOR ROLL

Men's Basketball

*Academic Medal (3.75 GPA or better)

EAST CAROLINA

Evan Salzano
Greyson Sargent

MARSHALL

Noah Fischer
Robert Horodyski

MEMPHIS

Andrew Barnham
*Preston Laird
Elliot Williams

RICE

Connor Frizzelle
Tamir Jackson
Lucas Kuipers
Nate Schwarze

SMU

Austin Horn
Tomasz Kwiatowski

SOUTHERN MISS

Josimar Ayarza
*Bryson Brewer

TULANE

Geoffrey Hogan
Trent Rogers

TULSA

Steven Idlet
Kodi Maduka
David Magley
Will Sanger

UAB

Kenneth Cooper
George Drake
Karl Moton

UCF

Keith Clanton
Marcus Jordan
Ben O'Donnell
AJ Rompza
Isaac Sosa
*Drew Speraw
Dustin Speraw

UTEP (119)

*Isaac Gordon
Gabriel McCulley
Eric Muñoz

PARTNERS IN THE COMMUNITY

Conference USA remains committed to excellence in athletics, academics and community involvement. Throughout the seasons, C-USA schools participate in various activities that reflect a strong commitment to their communities. One example is Conference USA's Reach for the Stars Program, where student-athletes may visit a children's hospital or visit a local elementary school to talk to the students about staying in school and the benefits of getting a college education. More than 4,000 elementary school students in the Tulsa community attended the 2010 C-USA Men's and Women's Basketball Championships through the league's Star Sightings program.

For the second year in a row, 36 student-athletes in Conference USA were recognized with the Spirit of Service Award. The student-athletes not only excel on the playing fields and in the classroom, but are also committed to finding ways to impact and give back to their communities.

2009-10 CONFERENCE USA SPIRIT OF SERVICE AWARD

EAST CAROLINA

Amanda Lapp, Women's Cross Country
Allison Spivey, Women's Basketball
Kauai Tom, Softball

HOUSTON

Case Keenum, Football
Roxana Button, Women's Basketball
Charlissa Foster, Women's Track & Field

MARSHALL

Elizabeth Fleming, Volleyball
Lauren DeHays, Women's Indoor Track & Field
Michaela Kissell, Women's Tennis

MEMPHIS

Christine Bach, Volleyball
Steffen Nerdal, Men's Indoor Track & Field
Steffen Nerdal, Men's Outdoor Track & Field

RICE

Elizabeth Nesbit, Women's Soccer
Shyrelle Horne, Women's Basketball
Brittany Washington, Women's Track & Field

SMU

Kelvin Beachum, Football
Audra Egenolf, Women's Swimming & Diving
Catherine Campbell, Rowing

SOUTHERN MISS

Kelsea Seymour, Volleyball
Pauline Love, Women's Basketball
Kelley Rooney, Women's Track & Field

TULANE

Jenn Miller, Volleyball
Nicolette Taku, Women's Indoor Track & Field
Nicolette Taku, Women's Outdoor Track & Field

TULSA

Jennifer Eichler, Volleyball
Jessica Ford, Women's Indoor Track & Field
Susan Stangl, Rowing

UAB

Danielle Blair, Women's Soccer
Amanda Peterson, Women's Basketball
Mandy Lowman, Softball

UCF

Carley Dart, Women's Cross Country
LaKendra Thames, Women's Indoor Track & Field
Abby McClain, Softball

UTEP

Catherine Chavez, Volleyball
Hans Eriksson, Men's Indoor Track & Field
Stacie Townsend, Softball



COMMISSIONER BRITTON BANOWSKY

In his eighth year as Commissioner of Conference USA, Britton Banowsky directs a league that is focused on excellence in athletics, academics and the community with his progressive leadership.

Under his direction, Conference USA has maintained a solid foundation, developed a strong identity and reinforced its position in collegiate athletics.



THE BANOWSKY FILE

2002-present

Commissioner, Conference USA

1996-2002

Associate Commissioner and General Counsel, Big 12 Conference

1993-1996

Commissioner, Southland Conference

1991-1993

Assistant Commissioner, Southwest Conference

1989-1991

Assistant Commissioner, Southland Conference

1986-1989

Lawyer, Private Practice

Membership on National Committees (Current)

NCAA Division I Committee on Infractions
Collegiate Commissioners Association (CCA)
Bowl Championship Series (BCS) Properties, LLC
Basketball Academic Enhancement Working Group
NLI Policy and Review Committee

Membership on National Committees (Past)

NCAA Committee on Academic Performance
NCAA Special Committee to Review Marketing and Licensing Activities
NCAA Two-Year College Relations Committee
NCAA Division I Management Council
Bowl Championship Series (BCS) Television Negotiations Committee

With a wealth of experience in intercollegiate athletics, Banowsky became the new Commissioner of Conference USA on October 28, 2002. He is only the second Commissioner in C-USA replacing Mike Slive, who held the reins since the Conference's inception in 1995. Banowsky arrived in his new role during a dynamic time in intercollegiate athletics. With schools changing allegiances among their conference memberships, Banowsky led the Conference through a transitional period and orchestrated a restructured Conference USA that began competition in August 2005.

Six nationally prominent universities - Marshall, Rice, SMU, Tulsa, UCF and UTEP - joined tradition-rich members - East Carolina, Houston, Memphis, Southern Miss, Tulane and UAB - to form the new look of the league. Twelve members are concentrated within nine states, with four members in the state of Texas. As a result, the Conference headquarters were moved from Chicago to Irving, Texas during the summer of 2004.

With the foundation for the Conference in place, Banowsky guided Conference USA through a 10th Anniversary celebration and transition to a 12-team league competing in all sports. The league celebrated its 15th year in 2009-10.

The league secured six (6) bowl tie-ins for postseason football participation and achieved a significant milestone when the inaugural Football Championship made its debut in 2005.

The Conference also completed a five-year strategic plan which establishes clear direction for the future and is grounded on the league's commitment to excellence in athletics, academics and community involvement conference-wide.

Banowsky, a licensed attorney in the state of Texas, has more than 20 years experience as a collegiate conference administrator. He came to Conference USA from the Big 12 Conference, where he has served as Associate Commissioner and General Council. Banowsky was instrumental in laying the organizational foundation for the Big 12 prior to its official launch in July 1996.

He was responsible for management of the Big 12 Conference's legal affairs, including the administration of television, bowl, and championships agreements. He oversaw national policy development, governance and NCAA regulatory matters, as well as assisted the commissioner in strategic planning and the management of the league office. Banowsky also served as a corporate officer and liaison to the league's Board of Directors.

Prior to joining the Big 12, Banowsky was the Commissioner of the Southland Conference. During his tenure at the Southland, the Conference was incorporated and its Board of Directors were engaged. He was also involved in negotiating a multi-year television agreement, founding a corporate sponsorship program, directing a conference-wide initiative to develop women's athletics, and engineering the expansion of the Southland Football League, one of the nation's premier Division I-AA football conferences.

Banowsky was an Assistant Commissioner at the Southland before joining the former Southwest Conference as an Assistant Commissioner. While at the SWC, Banowsky was responsible for the league's legal affairs and compliance activities.

The 50-year-old Banowsky has served on several national committees, including the Bowl Championship Series (BCS) Television Negotiations Committee; the NCAA Division

I Management Council; and the NCAA Committee on Academic Performance. He has also served as an officer of the Collegiate Commissioners Association (CCA) and is a current member of the Dallas Assembly.

Born in Los Angeles, Calif., Banowsky has spent most of his professional career in the state of Texas. He is a graduate of the University of Oklahoma, where he earned both a business and a law degree. Banowsky and his wife, Cindy, have three children: Kendall, Brit and Wade.

2010-11 CONFERENCE USA CHAMPIONSHIPS

SPORT	DATE	SITE	HOST
Cross Country	November 1	Tulsa, Okla.	Tulsa
Women's Soccer	November 3-7	Orlando, Fla.	UCF
Men's Soccer	November 10-14	Memphis, Tenn.	Memphis
Football	December 4	Site of regular season champion	
Swimming & Diving	February 23-26	Houston, Texas	Houston
Indoor Track & Field	February 25-26	Houston, Texas	Houston
Women's Basketball	March 9-12	El Paso, Texas	UTEP
Men's Basketball	March 9-12	El Paso, Texas	UTEP
Women's Golf	April 17-19	Gulf Shores, Ala.	UAB
Women's Tennis	April 21-24	Orlando, Fla.	UCF
Men's Tennis	April 21-24	Tulsa, Okla.	Tulsa
Men's Golf	April 24-26	Texarkana, Texas	C-USA
Women's Rowing	April 13-14	Oak Ridge, Tenn.	C-USA
Softball	May 12-14	Greenville, N.C.	East Carolina
Outdoor Track & Field	May 12-15	Houston, Texas	Rice
Baseball	May 25-29	Jackson, Miss.	C-USA

2009-10 CONFERENCE USA CHAMPIONSHIP SCOREBOARD

SPORT	REGULAR SEASON CHAMPION	TOURNAMENT CHAMPION	POSTSEASON TEAMS
Men's Cross Country	N/A	UTEP	UTEP
Women's Cross Country	N/A	SMU	UTEP, SMU
Women's Soccer	UCF	Memphis	Memphis, UCF
Men's Soccer	Tulsa	Tulsa	Tulsa
Volleyball	Southern Miss	Rice	Rice, Tulane
Football	East Carolina/Houston	East Carolina	East Carolina, Houston, Marshall, SMU, Southern Miss, UCF
Women's Swimming & Diving	N/A	SMU	Houston, SMU
Men's Indoor Track & Field	N/A	Houston	Memphis, Rice
Women Indoor Track & Field	N/A	UTEP	UTEP, Tulsa, Houston Three individuals
Women's Basketball	Tulane	Tulane	Tulane, Houston, SMU, East Carolina, Memphis
Men's Basketball	UTEP	Houston	Houston, UTEP, UAB, Memphis, Tulsa, Marshall, Southern Miss
Women's Golf	N/A	Tulane	Tulane, UCF, East Carolina
Men's Golf	N/A	UCF	UCF, Tulsa, Rice, SMU Two individuals
Women's Tennis	N/A	Tulsa	SMU, Tulsa, One individual
Men's Tennis	N/A	Rice	Tulsa, Rice, One individual
Softball	East Carolina	East Carolina	East Carolina, UAB, UCF
Women's Rowing	N/A	Tennessee	Tennessee
Men's Outdoor Track & Field	N/A	Houston	Memphis, UTEP, 8 individuals
Women's Outdoor Track & Field	N/A	UCF	UTEP, UCF, Houston, Southern Miss SMU, East Carolina, 2 individuals
Baseball	Rice	Southern Miss	Rice, Southern Miss



EAST CAROLINA PIRATES

QUICK FACTS

Location:

Greenville, N.C.

Founded:

1907

Enrollment:

27,816

Nickname:

Pirates

Colors:

Purple and Gold

Arena:

Williams Arena at Minges Coliseum
(8,000)

Chancellor:

Dr. Steve Ballard

Director of Athletics:

Terry Holland

Faculty Athletics Rep:

Dr. David Dosser

Senior Woman Administrator:

Rosie Thompson Smaw

SPORTS INFORMATION

Basketball SID:

Jody Jones

E-mail:

jonesjod@ecu.edu

Office Phone:

(252) 737-4524

Cell Phone:

(252) 414-2019

SID Fax:

(252) 737-4528

Press Row:

(252) 328-0135

BASKETBALL FACTS

Letterwinners Returning/Lost: 10/1

Starters Returning/Lost: 5/10

2009-10 Overall Record: 10-21

2009-10 C-USA Record: 5-11

C-USA Championship: 0-1, First Round

Postseason: None

All-Time Record:

955-979 (.494), 78 seasons

NCAA Tournament Appearances:

2 (1972, 93)

NCAA Record:


0-2 (.000)

NIT Appearances:

None

NIT Record:

0-0



Williams Arena at Minges Coliseum



Jeff Lebo

Jeff Lebo HEAD COACH

Alma Mater: North Carolina '89

Hometown: Carlisle, Pa.

Born: Oct. 5, 1966

Career Record: 211-156 (.575)

Record at East Carolina: First Season

C-USA Record: 0-0

C-USA Championship Record: 0-0

NCAA Tournament Record: 0-0

NIT Record: 6-2



ASSISTANT COACHES:

Tim Craft – 1st year (Florida '00)

Michael Perry – 4th year (Richmond '81)

Ken Potosnak – 1st year (Randolph-Macon '90)



Dr. Steve Ballard,
Chancellor



Terry Holland,
Athletics Director



Rosie Thompson Smaw,
SWA



Jody Jones,
Basketball SID

FOLLOW THE PIRATES ONLINE

Official Website

www.ECUPirates.com

Facebook

[ECUPirates](http://www.Facebook.com/ECUPirates)

Twitter

<http://twitter.com/ecuathletics>

YouTube

www.youtube.com/ecu

Other

www.issuu.com/eastcarolina



EAST CAROLINA

2010-11 SCHEDULE

NOVEMBER

Fri. 12	ERSKINE	7:30 p.m.
Mon. 15	CAMPBELL	7 p.m.
Nov. 18-21 at Charleston Classic (Charleston, S.C.)		
Thu. 18	vs. North Carolina State	6 p.m.
Fri. 19	vs. Charlotte/George Mason	TBD
Sun. 21	vs. Coastal Carolina/Georgetown/USC Upstate/Wofford	
Wed. 24	LENOIR RHYNE	7 p.m.
Sat. 27	UNC GREENSBORO	5 p.m.

DECEMBER

Wed. 1	CHARLOTTE	7 p.m.
Sat. 4	FAYETTEVILLE STATE	5 p.m.
Tue. 7	OLD DOMINION	7 p.m.
Sun. 19	at Coastal Carolina	TBD
Wed. 22	at George Washington	7 p.m.
Wed. 29	at Clemson	7 p.m.

JANUARY

Mon. 3	at North Carolina Central	7 p.m.
Sat. 8	↔ at Memphis (CSS)	4 p.m.
Wed. 12	↔ UAB	7 p.m.
Sat. 15	↔ TULANE	5 p.m.
Wed. 19	↔ at UCF	7 p.m.
Sat. 22	↔ at Marshall	7 p.m.
Wed. 26	↔ SOUTHERN MISS	7 p.m.
Sat. 29	↔ HOUSTON (CSS)	6 p.m.

FEBRUARY

Wed. 2	↔ at SMU	8 p.m.
Sat. 5	↔ UCF	5 p.m.
Sat. 12	↔ MARSHALL	5 p.m.
Wed. 16	↔ at Tulsa	8:05 p.m.
Sat. 19	↔ at Southern Miss	5 p.m.
Wed. 23	↔ UTEP	7 p.m.
Sat. 26	↔ at Rice (CSS)	8 p.m.

MARCH

Wed. 2	↔ MEMPHIS	7 p.m.
Sat. 5	↔ at UAB	8 p.m.

March 9-12 at C-USA Men's Basketball Championship (El Paso, Texas)

Home games in CAPS. ↔ Conference games. All Times Eastern and subject to change.

PIRATE NOTEBOOK

- Senior point guard **Brock Young** will look to become the first player to lead Conference USA in assists per game for three consecutive seasons. He handed out 7.6 helpers per game as a sophomore and 5.5 as a junior last season.
- Seniors **Jamar Abrams** and **Brock Young** are each expected to join the list of 1,000-point scorers at ECU this season. Young needs just 57 points to enter the fraternity, while Abrams is 231 points shy of the mark.
- As a sophomore, **Darrius Morrow** led Conference USA in field goal shooting. This season he will have the opportunity to become only the second player in league history to do it twice.
- The Pirates were on the positive side of the rebounding margin category for the first time last season since the 2005-06 campaign. ECU has improved its rebounding margin each of the past two seasons.
- East Carolina is one of eight teams that will be participating in the third-annual Charleston Classic. The four-day tournament will be held Nov. 18-21 at the Carolina First Arena in Charleston, S.C. The Pirates will face intrastate rival N.C. State in its first game on Nov. 18.

2010-11 ROSTER

No.	Name	Pos.	Ht.	Wt.	Yr.	Hometown/Previous School
1	Darrius Morrow	F	6-8	255	Jr.	Atlanta, Ga./Columbia
3	Petar Torlak	G	6-2	185	Fr.	Belgrade, Serbia/VIII Belgrade
10	Brock Young	G	5-11	180	Sr.	Raleigh, N.C./Broughton
11	Corvonn Gaines	G	6-4	220	So.	Madison, Wis./Worcester [Mass.] Academy
12	Robert Sampson	F	6-8	195	Fr.	Atlanta, Ga./Bulls School [Md.]
21	Jamar Abrams	G/F	6-6	205	Sr.	Richmond, Va./Highland Springs
23	Erin Straughn	G	6-6	205	So.	Pensacola, Fla./Pensacola
24	Jontae Sherrod	G	6-3	210	Sr.	Tarboro, N.C./Tarboro
30	Wakefield Ellison	G	6-5	200	So.	Asheville, N.C./Asheville
33	Chad Wynn	C	6-10	270	Sr.	Atlanta, Ga./North Atlanta Prep
34	Evan Salzano	G	6-0	175	So.	Sylva, N.C./Carolina Day School
35	Darius Morales	F/C	6-8	205	Fr.-R	Orlando, Fla./Timber Creek
42	DaQuan Joyner	F	6-7	225	Jr.-R	Goldsboro, N.C./Goldsboro



EAST CAROLINA



2009-10 STATISTICS ALL GAMES

Player	GP-GS	Min-Avg.	TOTAL		3-PTS		FT-FTA		REBOUNDS				PF	FO	A	TO	Blk	Stl	Pts	Avg
			FG-FGA	Pct	3FG-FGA	Pct	Pct	Pct	Off	Def	Tot	Avg								
YOUNG, Brock	31-31	1081-34.9	146-381	.383	32-115	.278	158-193	.819	18	95	113	3.6	77	0	171	134	0	48	482	15.5
MORROW, Darrius	28-26	896-32.0	119-205	.580	0-0	.000	116-177	.655	78	103	181	6.5	77	4	25	58	25	32	354	12.6
ABRAMS, Jamar	31-31	948-30.6	123-277	.444	56-154	.364	42-62	.677	42	109	151	4.9	89	4	29	69	22	26	344	11.1
SHERROD, Jontae	31-26	866-27.9	95-265	.358	39-125	.312	68-91	.747	18	73	91	2.9	97	4	52	82	1	31	297	9.6
WYNN, Chad	27-26	574-21.3	82-149	.550	0-0	.000	37-52	.712	45	90	135	5.0	74	2	9	50	28	9	201	7.4
TURNER, Chris	10-0	156-15.6	15-48	.313	9-24	.375	4-9	.444	7	22	29	2.9	16	0	7	14	0	6	43	4.3
STRAUGHN, Erin	30-9	543-18.1	43-111	.387	21-61	.344	18-27	.667	22	80	102	3.4	30	0	20	34	6	21	125	4.2
JOYNER, DaQuan	31-0	599-19.3	51-112	.455	0-0	.000	21-43	.488	43	81	124	4.0	48	1	15	34	20	12	123	4.0
GAINES, Corvonn	26-5	376-14.5	25-48	.521	2-12	.167	10-23	.435	18	29	47	1.8	28	0	29	23	2	12	62	2.4
ELLISON, Wakefield	18-0	117-6.5	10-28	.357	4-13	.308	4-6	.667	7	5	12	0.7	7	0	7	5	2	2	28	1.6
SALZANO, Evan	7-0	6-0.9	3-5	.600	0-1	.000	2-2	1.000	0	0	0	0.0	0	0	2	2	0	0	8	1.1
SARGENT, Greyson	15-1	62-4.1	5-12	.417	5-10	.500	0-0	.000	1	2	3	0.2	3	0	1	2	0	0	15	1.0
TEAM									49	66	115	3.7	0			11				
Total	31		717-1641	.437	168-515	.326	480-685	.701	348	755	1103	35.6	546	15	367	518	106	199	2082	67.2
Opponents	31		816-1853	.440	232-622	.373	459-652	.704	380	676	1056	34.1	587	-	483	361	121	281	2323	74.9

2009-10 STATISTICS C-USA GAMES

Player	GP-GS	Min-Avg.	TOTAL		3-PTS		FT-FTA		REBOUNDS				PF	FO	A	TO	Blk	Stl	Pts	Avg
			FG-FGA	Pct	3FG-FGA	Pct	Pct	Pct	Off	Def	Tot	Avg								
YOUNG, Brock	16-16	558-34.9	75-202	.371	13-51	.255	81-98	.827	10	47	57	3.6	43	0	75	63	0	24	244	15.3
MORROW, Darrius	13-11	413-31.8	53-94	.564	0-0	.000	57-87	.655	33	49	82	6.3	36	2	10	28	15	15	163	12.5
ABRAMS, Jamar	16-16	495-30.9	66-156	.423	30-85	.353	20-29	.690	23	49	72	4.5	47	2	14	43	9	14	182	11.4
SHERROD, Jontae	16-11	405-25.3	36-122	.295	17-61	.279	27-35	.771	6	39	45	2.8	50	2	19	38	0	15	116	7.3
STRAUGHN, Erin	16-8	370-23.1	32-80	.400	18-46	.391	6-12	.500	13	54	67	4.2	25	0	14	28	5	13	88	5.5
WYNN, Chad	13-12	241-18.5	24-48	.500	0-0	.000	16-20	.800	13	32	45	3.5	38	2	5	17	15	2	64	4.9
GAINES, Corvonn	15-5	301-20.1	24-44	.545	2-11	.182	8-19	.421	15	21	36	2.4	19	0	21	17	2	8	58	3.9
JOYNER, DaQuan	16-0	313-19.6	24-57	.421	0-0	.000	10-18	.556	26	38	64	4.0	25	0	6	19	7	6	58	3.6
SARGENT, Greyson	9-1	41-4.6	4-9	.444	4-8	.500	0-0	.000	0	1	1	0.1	1	0	1	2	0	0	12	1.3
SALZANO, Evan	6-0	6-1.0	3-5	.600	0-1	.000	2-2	1.000	0	0	0	0.0	0	0	2	2	0	0	8	1.3
ELLISON, Wakefield	9-0	57-6.3	4-13	.308	2-6	.333	2-2	1.000	3	4	7	0.8	4	0	6	3	1	2	12	1.3
TEAM									31	33	64	4.0	0			7			0	
Total	16		345-830	.416	86-269	.320	229-322	.711	173	367	540	33.8	288	8	173	267	54	99	1005	62.8
Opponents	16		410-904	.454	106-292	.363	252-354	.712	178	352	530	33.1	281	-	241	183	69	147	1178	73.6

Returns in bold.

2009-10 RESULTS (10-21, 4-12 C-USA)

Date	Opponent	Result	J16	➔ HOUSTON	L/55-74
N13	VIRGINIA-WISE	W/77-60	J23	➔ at Southern Miss	L/53-68
N15	vs. Wake Forest (Greensboro, NC)	L/58-89	J24	➔ at Tulane	W/61-46
N17	at Campbell	L/68-74	J30	➔ RICE	L/58-69
Nov. 20-23	at Paradise Jam, St. Thomas, V.I.		F2	➔ UCF	L/56-67
N20	vs. (10) Tennessee	L/66-105	F6	➔ at Marshall (WITN)	L/49-100
N21	vs. Northern Iowa	L/68-74	F10	➔ TULANE	W/71-68
N23	vs. South Dakota State	W/82-73	F13	➔ at UTEP	L/76-100
N28	at UNC-Greensboro	W/82-61	F20	➔ at Rice	W/76-65
D2	at Charlotte	L/68-80	F24	➔ SMU (CBS C)	L/54-59
D5	COKER	W/69-63	F27	➔ TULSA	L/73-85
D16	(24) CLEMSON (CSS/WITN)	L/63-80	M2	➔ at UCF	W/68-66
D19	ST. ANDREWS	W/74-69	M6	➔ SOUTHERN MISS	L/65-75
D22	GEORGE WASHINGTON	L/80-84 (ot)	March 10-13	at GMC Sierra C-USA Men's Basketball Championship, Tulsa, Okla.	
D29	at Virginia Commonwealth	L/74-82	M10	vs. (10) Houston	L/80-93
J3	NORTH CAROLINA CENTRAL	W/68-58			
J6	➔ at UAB	L/68-76			
J9	➔ MARSHALL	L/65-83			
J13	➔ at Memphis (CSS)	L/57-77			

➔ Conference USA game. HOME GAMES IN CAPS.



EAST CAROLINA

18 EAST CAROLINA

18



THE LEBO FILE

Coaching Experience

1990-92 East Tennessee State Assistant Coach
 1992-93 Vanderbilt Assistant Coach
 1993-98 South Carolina Assistant Coach
 1998-02 Tennessee Tech Head Coach – 75-43 (.636)
 – Four Seasons
 2002-04 Tennessee-Chattanooga Head Coach – 40-20 (.667)
 – Two Seasons
 2004-10 Auburn Head Coach – 96-93 (.510) – Six Seasons
 2010- East Carolina Head Coach – First Season

Year	Record	School
1998-99	12-15 (.444)	Tennessee Tech
1999-00	16-12 (.571)	Tennessee Tech
2000-01	20-9 (.689)	Tennessee Tech
2001-02	27-7 (.794)	Tennessee Tech
2002-03	21-9 (.700)	Tennessee-Chattanooga
2003-04	19-11 (.633)	Tennessee-Chattanooga
2004-05	14-17 (.452)	Auburn
2005-06	12-16 (.429)	Auburn
2006-07	17-15 (.531)	Auburn
2007-08	14-16 (.467)	Auburn
2008-09	24-12 (.667)	Auburn
2009-10	15-17 (.469)	Auburn
Total	211-156 (.575)	12 Seasons

EAST CAROLINA HISTORY

Regular Season Conference Championships: 0

Conference Tournament Championships: 2
 1972 1993

Conference Tournament Title Game Appearances: 3

Year	Opp.	Result
1969	Davidson	L, 76-102
1972	Furman	W, 77-75
1993	James Madison	W, 54-49

ALL-TIME COACHING RECORDS

Name	Years	Rec. (Pct.)
C.W. Porter	1931-32	8-9 (.471)
C.K. Beatty	1932-34	12-17 (.413)
G.L. Mathis	1934-36	18-17 (.514)
Bo Farley	1936-37; 1939-40	24-18 (.517)
Joe Alexander	1937-38	8-12 (.400)
Gordon Gilbert	1938-39	17-10 (.630)
John Christenbury	1940-43	25-15 (.625)
Earl Smith	1945-46; 1959-63	69-49 (.585)
Jim Johnson	1946-47	17-10 (.630)
Howard Porter	1947-59	182-102 (.641)
Wendell Carr	1963-66	32-40 (.444)
Tom Quinn	1966-74	102-107 (.488)
Dave Patton	1974-77	40-42 (.488)
Larry Gilliam	1977-79	21-32 (.396)
Dave Odom	1979-82	40-40 (.500)
Charlie Harrison	1982-87	51-90 (.362)
Mike Steele	1987-91	48-68 (.414)
Eddie Payne	1991-96	57-57 (.500)
Joe Dooley	1996-99	57-52 (.523)
Bill Herrion	1999-05	70-98 (.417)
Ricky Stokes	2005-07	14-44 (.241)
Mack McCarthy	2007-10	34-57 (.374)

YEAR BY YEAR

Year	Coach	Record
1931-32	C.W. Porter	8-9
1932-33	C.K. Beatty	9-6
1933-34	C.K. Beatty	3-11
1934-35	G.L. Mathis	7-11
1935-36	G.L. Mathis	11-6
1936-37	Bo Farley 1	3-11
1937-38	Joe Alexander	8-12
1938-39	Gordon Gilber	17-10
1939-40	Bo Farley	11-7
1940-41	John Christenbury	15-4
1941-42	John Christenbury	9-9
1942-43	John Christenbury	1-2
1943-44		
1944-45	No coach	11-5
1945-46	Earl Smith	16-9
1946-47	Jim Johnson	17-10
1947-48	Howard Porter	13-11
1948-49	Howard Porter	10-9
1949-50	Howard Porter	16-7
1950-51	Howard Porter	13-11
1951-52	Howard Porter	14-11
1952-53	Howard Porter	18-5
1953-54	Howard Porter	23-2
1954-55	Howard Porter	16-8
1955-56	Howard Porter	18-9
1956-57	Howard Porter	13-13
1957-58	Howard Porter	15-7
1958-59	Howard Porter	13-9


1959-60	Earl Smith	14-9
1960-61	Earl Smith	12-9
1961-62	Earl Smith	15-12
1962-63	Earl Smith	12-10
1963-64	Wendell Carr	9-15
1964-65	Wendell Carr	12-10
1965-66	Wendell Carr	11-15
1966-67	Tom Quinn	7-17
1967-68	Tom Quinn	9-17
1968-69	Tom Quinn	17-11
1969-70	Tom Quinn	16-10
1970-71	Tom Quinn	13-12
1971-72	Tom Quinn	14-15 (0-1) NCAA
1972-73	Tom Quinn	13-13
1973-74	Tom Quinn	13-12
1974-75	Dave Patton	19-9
1975-76	Dave Patton	11-15
1976-77	Dave Patton	10-18
1977-78	Larry Gillman	9-17
1978-79	Larry Gillman	12-15
1979-80	Dave Odom	16-11
1980-81	Dave Odom	12-14
1981-82	Dave Odom	10-17
1982-83	Charlie Harrison	16-13
1983-84	Charlie Harrison	4-24
1984-85	Charlie Harrison	7-21
1985-86	Charlie Harrison	12-16
1986-87	Charlie Harrison	12-16
1987-88	Mike Steele	8-20

1988-89	Mike Steele	15-14
1989-90	Mike Steele	13-18
1990-91	Mike Steele	12-16
1991-92	Eddie Payne	10-18
1992-93	Eddie Payne	14-16 (0-1) NCAA
1993-94	Eddie Payne	15-12
1994-95	Eddie Payne	18-11
1995-96	Joe Dooley	17-11
1996-97	Joe Dooley	17-10
1997-98	Joe Dooley	10-17
1998-99	Joe Dooley	13-14
1999-00	Bill Herrion	10-18

2000-01	Bill Herrion	14-14
2001-02	Bill Herrion	12-18
2002-03	Bill Herrion	12-15
2003-04	Bill Herrion	13-14
2004-05	Bill Herrion	9-19
2005-06	Ricky Stokes	8-20
2006-07	Ricky Stokes	6-24
2007-08	Mack McCarthy	11-19
2008-09	Mack McCarthy	13-17
2009-10	Mack McCarthy	10-21
78 Seasons	955-979 (.494)	

YEAR-BY-YEAR IN C-USA

Year	Overall	C-USA	C-USA Finish	C-USA Tourn. Seed	C-USA Tourn. Finish	Postseason
2001-02	12-18	5-11	6-A	11	0-1	—
2002-03	12-15	3-13	7-A	—	—	—
2003-04	13-14	5-11	11	11	0-1	—
2004-05	9-19	4-12	12t	—	—	—
2005-06	8-20	2-12	12	12	0-1	—
2006-07	6-24	1-15	12	12	0-1	—
2007-08	11-19	5-11	10	10	0-1	—
2008-09	13-17	5-11	9	9	0-1	—
2009-10	10-21	4-12	10	10	0-1	—
Totals	94-167	34-108			0-7	



HOUSTON COUGARS

QUICK FACTS

Location:

Houston, Texas

Founded:

1927

Enrollment:

37,000

Nickname:

Cougars

Colors:

Scarlet & White w/Navy Trim

Arena:

Hofheinz Pavilion (8,479)

Chancellor/President:

Dr. Renu Khator

Director of Athletics:

Mack Rhoades

Faculty Athletics Rep:

Dr. Richard Scamell

Senior Woman Administrator:

DeJuena Chizer

SPORTS INFORMATION

Basketball SID:

Jeff Conrad

E-mail:

jaconrad@central.uh.edu

Office Phone:

(713) 743-9410

Cell Phone:

(713) 557-3841

SID Fax:

(713) 743-9411

Press Row:

(713) 743-9414

BASKETBALL FACTS

Letterwinners Returning/Lost: 6/6

Starters Returning/Lost: 2/4

2009-10 Overall Record: 19-16

2009-10 C-USA Record: 7-9

C-USA Championship: 4-0, Champion

All-Time Record:

1,107-742 (.599), 65 seasons

Postseason: NCAA

NCAA Tournament Appearances: 19

(1956, 61, 65, 66, 67-3rd, 68-3rd, 70, 71, 72, 73, 78, 81, 82-4th, 83-2nd, 84-2nd, 87, 90, 92, 10)

NCAA Record: 26-24 (.520)

NIT Appearances:

9 (1962, 77-2nd, 85, 88, 91, 93, 2002, 05, 06)

NIT Record: 5-8 (.385)

CBI Appearances: 2 (2008, 2009)



Hofheinz Pavilion



James Dickey

James Dickey HEAD COACH

Alma Mater: Central Arkansas '76

Hometown: Valley Springs, Ark.

Born: April 2, 1954

Career Record: 164-123 (.571)

Record at Houston: First Season

C-USA Record: 0-0

C-USA Championship Record: 0-0

NCAA Tournament Record: 2-2

NIT Record: 0-1



ASSOCIATE HEAD COACH: Alvin Brooks - 13th year (Lamar '82)

ASSISTANT COACHES

Daniyal Robinson - 1st year (UALR '99)

Ulric Maligi - 1st year (Howard '06)



Dr. Renu Khator,
Chancellor/President



Mack Rhoades,
Athletics Director



DeJuena Chizer, SWA



Jeff Conrad,
Basketball SID

FOLLOW THE COUGARS ONLINE

Official Website

www.UHCougars.com

Facebook

<http://facebook.com/HoustonCougarMensHoops>

<http://facebook.com/HoustonAthletics>

Twitter

<http://twitter.com/UHCougarMBK>

<http://twitter.com/UHCougarSports>

YouTube

<http://www.youtube.com/UHAthletics>

2010-11 SCHEDULE

NOVEMBER

Fri. 12	NICHOLLS STATE	7 p.m.
Sun. 14	ALCORN STATE	2 p.m.
Wed. 17	at Louisiana Tech	7 p.m.
Sat. 20	NORTHWESTERN OKLAHOMA STATE	2 p.m.
Tue. 23	LOUISIANA-LAFAYETTE	7 p.m.
Sat. 27	at TCU	3 p.m.
Tue. 30	at LSU	7 p.m.

DECEMBER

Sat. 4	at Sam Houston State	7 p.m.
Mon. 6	NEVADA (CSS)	7 p.m.
Sat. 11	UTSA (CSS)	4 p.m.
Sat. 18	at Texas A&M-Corpus Christi	7 p.m.
Tue. 21	SAMHOUSTON STATE	7 p.m.
Thu. 30	ROGERS STATE	6 p.m.

JANUARY

Wed. 5	↔ at Southern Miss (CSS)	8 p.m.
Sat. 8	↔ UCF	4 p.m.
Sat. 15	↔ at SMU	2 p.m.
Wed. 19	↔ TULSA	6 p.m.
Sat. 22	↔ UTEP	4 p.m.
Wed. 26	↔ at Rice (CSS)	8 p.m.
Sat. 29	↔ at East Carolina (CSS)	

FEBRUARY

Tue. 1	↔ MARSHALL	8 p.m.
Sat. 5	↔ at Tulsa	7 p.m.
Sat. 12	↔ TULANE	4 p.m.
Wed. 16	↔ SMU	7 p.m.
Sat. 19	↔ at UTEP	8:05 p.m.
Tue. 22	↔ at Memphis	7 p.m.
Sat. 26	↔ UAB	5 p.m.

MARCH

Wed. 2	↔ at Tulane	7 p.m.
Sat. 5	↔ RICE	4 p.m.

March 9-12 at C-USA Men's Basketball Championship (El Paso, Texas)

Home games in CAPS. ↔ Conference games. All Times Central and subject to change.

COUGAR NOTEBOOK

- ↔ Head coach **James Dickey** became the eighth coach in the history of the program in April. His staff includes former Houston head coach and current associate head coach **Alvin Brooks** and assistant coaches **Daniyal Robinson** and **Ulric Maligi**.
- ↔ Houston administrators unveiled plans in the spring for a \$40 million renovation of Hofheinz Pavilion. Administrators are working now on a \$160 million fundraising effort for the project, which also includes the construction of a new football stadium.
- ↔ The Cougars return six lettermen from last year, including starters senior forward **Maurice McNeil** and sophomore forward **Kendrick Washington**.
- ↔ Although Dickey and his staff weren't in place until mid-April, the group assembled an impressive signing class with five newcomers. The class includes three high school players (**Alandise Harris**, **Mikhail McLean**, **Joseph Young**), one junior college transfer (**Darian Thibodeaux**) and a transfer from San Diego (**Trumaine Johnson**).
- ↔ Senior guard **Zamal Nixon** returns for his final collegiate season as the team's only three-year letterman. In fact, Nixon is the only Cougar in 2010-11 with more than one letter.

2010-11 ROSTER

No.	Name	Pos.	Ht.	Wt.	Yr.	Hometown/Previous School
0	Joseph Young	G	6-3	185	Fr.	Houston, Texas/Yates
1	Mikhail McLean	F	6-8	205	Fr.	Houston, Texas/Second Baptist
2	Zamal Nixon	G	6-1	170	Sr.	Brooklyn, N.Y./Boys and Girls
3	Maurice McNeil	F	6-9	225	Sr.	New York, N.Y./San Jacinto JC
4	Cory Tellis	G	5-10	180	Sr.	Friendswood, Texas/Schreiner University
5	Nick Haywood	G	6-0	170	So.	Monroe, La./Ouachita
11	Darian Thibodeaux	G	6-3	175	Jr.	Dallas, Texas/Navarro JC
21	Alandise Harris	F	6-6	230	Fr.	Little Rock, Ark./Central
31	Adam Brown	G	6-4	175	Sr.	San Antonio, Texas/Collin County JC
32	Kirk Van Slyke	F	6-9	215	So.	The Woodlands, Texas/West Point Prep
33	Trumaine Johnson	G	6-2	190	Jr.	Houston, Texas/University of San Diego
40	Kendrick Washington	F	6-7	260	So.	Shreveport, La./Huntington



2009-10 STATISTICS ALL GAMES

Player	GP-GS	Min-Avg.	TOTAL		3-PTS		FT-FTA	Pct	REBOUNDS				PF	FO	A	TO	Blk	Stl	Pts	Avg	
			FG-FGA	Pct	3FG-FGA	Pct			Off	Def	Tot	Avg									
COLEMAN, Aubrey	35-35	1293-36.9	305-717	.425	51-161	.317	235-319	.737	85	174	259	7.4	76	0	90	81	6	93	896	25.6	
LEWIS, Kelvin	35-35	1278-36.5	183-443	.413	102-257	.397	76-97	.784	38	102	140	4.0	75	1	41	24	10	63	544	15.5	
McNEIL, Maurice	33-23	816-24.7	96-213	.451	0-0	.000	75-113	.664	111	132	243	7.4	71	2	12	39	38	16	267	8.1	
BROWN, Adam	33-7	654-19.8	91-213	.427	49-129	.380	30-42	.714	19	48	67	2.0	52	1	26	23	5	29	261	7.9	
NIXON, Zamal	31-2	499-16.1	62-156	.397	15-54	.278	45-63	.714	7	22	29	0.9	46	0	56	28	5	33	184	5.9	
WADE, Desmond	35-31	931-26.6	71-179	.397	22-59	.373	36-59	.610	11	54	65	1.9	76	0	167	62	3	53	200	5.7	
WASHINGTON, K.	31-15	592-19.1	50-113	.442	0-5	.000	31-50	.620	52	76	128	4.1	83	1	22	20	14	23	131	4.2	
COLEMAN, Sean	31-15	412-13.3	43-100	.430	24-62	.387	7-9	.778	24	33	57	1.8	75	3	7	11	7	7	117	3.8	
VAN SLYKE, Kirk	29-8	284-9.8	38-101	.376	21-63	.333	5-6	.833	18	24	42	1.4	53	2	8	7	11	3	102	3.5	
HAYWOOD, Nick	20-0	113-5.7	9-32	.281	6-24	.250	1-3	.333	1	4	5	0.3	10	0	4	3	0	3	25	1.3	
BROUGHTON, K.	19-2	141-7.4	8-12	.667	0-0	.000	4-6	.667	13	11	24	1.3	29	1	2	3	2	5	20	1.1	
TELLIS, Cory	3-0	3-1.0	1-1	1.000	0-0	.000	0-0	.000	0	0	0	0.0	1	0	0	1	0	1	2	0.7	
CLARK, Bryce	10-2	32-3.2	1-2	.500	0-0	.000	0-1	.000	1	3	4	0.4	5	0	2	2	0	2	0	2	0.2
WILSON, Jamon	2-0	2-1.0	0-0	.000	0-0	.000	0-0	.000	0	0	0	0.0	0	0	0	0	0	0	0	0.0	
TEAM									61	61	122	3.5	0		11				0		
Total	35		958-2282	.420	290-814	.356	545-768	.710	441	744	1185	33.9	652	11	435	315	103	329	2751	78.6	
Opponents	35		929-2016	.461	197-594	.332	569-797	.714	469	1011	1480	42.3	644	-	470	585	119	158	2624	75.0	

2009-10 STATISTICS C-USA GAMES

Player	GP-GS	Min-Avg.	TOTAL		3-PTS		FT-FTA	Pct	REBOUNDS				PF	FO	A	TO	Blk	Stl	Pts	Avg
			FG-FGA	Pct	3FG-FGA	Pct			Off	Def	Tot	Avg								
COLEMAN, Aubrey	16-16	586-36.6	136-323	.421	25-74	.338	123-152	.809	39	81	120	7.5	35	0	37	40	4	36	420	26.3
LEWIS, Kelvin	16-16	590-36.9	67-182	.368	37-107	.346	34-44	.773	17	53	70	4.4	31	0	17	12	8	28	205	12.8
McNEIL, Maurice	14-13	404-28.9	50-112	.446	0-0	.000	38-61	.623	58	60	118	8.4	29	0	7	20	18	9	138	9.9
WASHINGTON, K.	16-9	392-24.5	36-82	.439	0-5	.000	20-31	.645	30	52	82	5.1	54	1	14	14	9	16	92	5.8
NIXON, Zamal	13-0	223-17.2	19-61	.311	3-25	.120	21-27	.778	5	10	15	1.2	20	0	26	9	4	16	62	4.8
WADE, Desmond	16-16	406-25.4	25-77	.325	10-29	.345	15-26	.577	2	28	30	1.9	36	0	70	38	0	27	75	4.7
COLEMAN, Sean	16-9	236-14.8	27-60	.450	13-35	.371	5-6	.833	14	18	32	2.0	39	2	5	8	4	6	72	4.5
BROWN, Adam	14-0	174-12.4	18-59	.305	13-39	.333	5-8	.625	5	9	14	1.0	23	0	5	6	0	2	54	3.9
VAN SLYKE, Kirk	12-0	89-7.4	16-33	.485	10-20	.500	2-2	1.000	4	4	8	0.7	20	0	2	3	5	1	44	3.7
HAYWOOD, Nick	8-0	50-6.3	4-13	.308	2-8	.250	1-3	.333	0	0	0	0.0	4	0	1	1	0	2	11	1.4
BROUGHTON, K.	9-1	45-5.0	3-4	.750	0-0	.000	1-2	.500	3	2	5	0.6	11	0	0	1	1	1	7	0.8
TELLIS, Cory	1-0	1-1.0	0-0	.000	0-0	.000	0-0	.000	0	0	0	0.0	1	0	0	1	0	0	0	0.0
WILSON, Jamon	1-0	1-1.0	0-0	.000	0-0	.000	0-0	.000	0	0	0	0.0	0	0	0	0	0	0	0	0.0
CLARK, Bryce	2-0	3-1.5	0-0	.000	0-0	.000	0-0	.000	0	1	1	0.5	0	0	0	0	0	0	0	0.0
TEAM									34	32	66	4.1	0		4				0	
Total	16		401-1006	.399	113-342	.330	265-362	.732	211	350	561	35.1	303	3	184	157	53	144	1180	73.8
Opponents	16		398-889	.448	87-252	.345	268-388	.691	212	449	661	41.3	304	-	203	261	57	74	1151	71.9

Returns in bold.

2009-10 RESULTS (19-16, 7-9 C-USA)

Date	Opponent	Result	
N17	NICHOLLS STATE	W/92-60	J30
N21	at Nevada	L/99-112	F3
			F6
Nov. 25-28	at Carrs/Safeway Great Alaska Shootout, Anchorage, Alaska		F9
N26	vs. (25) Oklahoma (CSS)	W/100-93	F13
N27	vs. San Diego (CSS)	L/65-72	F16
N28	at Alaska-Anchorage (CSS)	W/73-57	F20
D6	TEXAS A&M-CORPUS CHRISTI	W/83-76	F24
D14	TROY	W/93-85	F27
D19	MISSISSIPPI STATE (CSS)	L/64-70	M3
D21	THE CITADEL	W/81-58	M6
D23	TCU	W/105-81	
D29	LOUISIANA TECH	L/94-99	
J1	at UTSA	L/82-83	
J3	at Iowa State	L/75-82 (2ot)	
J6	↖ at Rice (CSS)	W/83-66	
J9	↖ TULSA (CBS C)	L/80-86	
J13	↖ UTEP	W/75-65	
J16	↖ at East Carolina	W/74-55	
J20	↖ UCF	L/71-78	
J23	↖ at Memphis (ESPN2)	L/77-92	

↖ MARSHALL (CSS)	W/81-66	
↖ at UTEP (CBS C)	L/58-65	
↖ SOUTHERN MISS	L/55-57	
at Western Kentucky (FS Houston)	W/74-72	
↖ SMU	W/66-60	
↖ at UCF (CSS)	L/65-68	
↖ at UAB	L/66-75	
↖ MEMPHIS	W/92-75	
↖ at SMU	L/83-94	
↖ RICE	W/78-70	
↖ at Tulane (CBS C)	L/76-79	
March 10-13	at GMC Sierra C-USA Men's Basketball Championship, Tulsa, Okla.	
M10	vs. (10) East Carolina	W/93-80
M11	vs. (2) Memphis (CBS C)	W/66-65
M12	vs. (6) Southern Miss (CBS C)	W/74-66
M13	vs. (1) UTEP (CBS)	W/81-73
M19	vs. (4) Maryland (NCAA/CBS)	L/77-89

↖ Conference USA game. HOME GAMES IN CAPS.

21 HOUSTON

CUSA™

THE DICKEY FILE

Coaching Experience

1976-77	Harding College Assistant Coach
1977-79	Harding Academy HS Head Coach
1979-81	Central Arkansas Assistant Coach
1981-85	Arkansas Assistant Coach
1985-89	Kentucky Assistant Coach
1990-91	Texas Tech Assistant Coach
1991-01	Texas Tech Head Coach - 164-123 (.571) - 10 Seasons
2002-08	Oklahoma State Assistant Coach
2010-	Houston Head Coach - First Season

Year	Record	School
1991-92	15-14 (.517)	Texas Tech
1992-93	18-12 (.600)	Texas Tech
1993-94	17-11 (.607)	Texas Tech
1994-95	20-10 (.667)	Texas Tech
1995-96	28-1 (.966)	Texas Tech
1996-97	19-9 (.679)	Texas Tech
1997-98	13-14 (.481)	Texas Tech
1998-99	13-17 (.433)	Texas Tech
1999-00	12-16 (.429)	Texas Tech
2000-01	9-19 (.321)	Texas Tech
Total	164-123 (.571)	10 Seasons

HOUSTON HISTORY

Regular Season Conference Championships: 7

1946	1947
1950	1956
1983	1984
1992	

Conference Tournament Championships: 6

1978	1981
1983	1984
1992	2010

Conference Tournament Title Game Appearances: 10

Year	Opp.	Result
1977	Arkansas	L, 70-84
1978	Texas	W, 92-90
1981	Texas	W, 84-59
1983	TCU	W, 62-59
1984	Arkansas	W, 57-56
1990	Arkansas	L, 84-96
1992	Texas	W, 91-72
1993	Texas Tech	L, 76-88
2007	Memphis	L, 59-71
2010	UTEP	W, 81-73

ALL-TIME COACHING RECORDS

Name	Years	Rec. (Pct.)
Alden Pasche	1946-56	135-116 (.538)
Guy V. Lewis	1956-86	592-279 (.680)
Pat Foster	1986-93	142-73 (.660)
Alvin Brooks	1993-98	54-84 (.391)
Clyde Drexler	1998-2000	19-39 (.328)
Ray McCallum	2000-04	44-63 (.411)
Tom Penders	2004-10	121-77 (.611)

YEAR BY YEAR

Year	Coach	Record	Year	Coach	Record	Year	Coach	Record
1946	Alden Pasche	10-4	1970-71	Guy V. Lewis	22-7 NCAA (2-1, RS)	1995-96	Alvin Brooks	17-10
1946-47	Alden Pasche	15-7	1971-72	Guy V. Lewis	20-7 NCAA (0-1)	1996-97	Alvin Brooks	11-16
1947-48	Alden Pasche	11-11	1972-73	Guy V. Lewis	23-4 NCAA (1-0)	1997-98	Alvin Brooks	9-20
1948-49	Alden Pasche	11-11	1973-74	Guy V. Lewis	17-9	1998-99	Clyde Drexler	10-17
1949-50	Alden Pasche	16-7	1974-75	Guy V. Lewis	16-10	1999-00	Clyde Drexler	9-22
1950-51	Alden Pasche	11-17	1975-76	Guy V. Lewis	17-11	2000-01	Ray McCallum	9-20
1051-52	Alden Pasche	7-14	1976-77	Guy V. Lewis	29-8 NIT (3-1, 2nd)	2001-02	Ray McCallum	18-15 NIT (0-1)
1952-53	Alden Pasche	9-13	1977-78	Guy V. Lewis	25-8 NCAA (0-1)	2002-03	Ray McCallum	8-20
1953-54	Alden Pasche	11-15	1978-79	Guy V. Lewis	16-15	2003-04	Ray McCallum	9-18
1954-55	Alden Pasche	15-10	1979-80	Guy V. Lewis	14-14	2004-05	Tom Penders	18-14 NIT (0-1)
1955-56	Alden Pasche	19-7 NCAA (0-2)	1980-81	Guy V. Lewis	21-9	2005-06	Tom Penders	21-10 NIT (1-1)
1956-57	Guy V. Lewis	10-16	1981-82	Guy V. Lewis	25-8 NCAA (4-1, FF - 3rd)	2006-07	Tom Penders	18-15
1957-58	Guy V. Lewis	9-16	1982-83	Guy V. Lewis	31-3 NCAA (4-1, FF - 2nd)	2007-08	Tom Penders	24-10 CBI (2-1)
1958-59	Guy V. Lewis	12-14	1983-84	Guy V. Lewis	32-5 NCAA (4-1, FF - 2nd)	2008-09	Tom Penders	21-12 CBI (0-1)
1959-60	Guy V. Lewis	13-12	1984-85	Guy V. Lewis	16-14 NIT (0-1)	2009-10	Tom Penders	19-16 NCAA (0-1)
1960-61	Guy V. Lewis	17-11 NCAA (1-2, RS)	1985-86	Guy V. Lewis	14-14	65 Seasons	1,107-742 (.599)	
1961-62	Guy V. Lewis	21-6 NCAA (0-1)	1986-87	Pat Foster	18-12 NCAA (0-1)	RS - Regional Semifinals		
1962-63	Guy V. Lewis	15-11	1987-88	Pat Foster	18-13 NIT (1-1)	FF - Final Four Semifinalist		
1963-64	Guy V. Lewis	16-10	1988-89	Pat Foster	17-14			
1964-65	Guy V. Lewis	19-10 NCAA (1-2, RS)	1989-90	Pat Foster	25-8 NCAA (0-1)			
1965-66	Guy V. Lewis	23-6 NCAA (2-1, RS)	1990-91	Pat Foster	18-11 NIT (0-1)			
1966-67	Guy V. Lewis	27-4 NCAA (3-1, FF - 3rd)	1991-92	Pat Foster	25-6 NCAA (0-1)			
1967-68	Guy V. Lewis	31-2 NCAA (2-2, FF - 4th)	1992-93	Pat Foster	21-9 NIT (0-1)			
1968-69	Guy V. Lewis	16-10	1993-94	Alvin Brooks	8-19			
1969-70	Guy V. Lewis	25-5 NCAA (1-2, RS)	1994-95	Alvin Brooks	9-19			

YEAR-BY-YEAR IN C-USA

Year	Overall	C-USA	C-USA Finish	C-USA Tourn. Seed	C-USA Tourn. Finish	Postseason
1996-97	11-16	3-11	4-W	10	0-1	—
1997-98	9-20	2-14	5t-N	11	0-1	—
1998-99	10-17	5-11	6-N	12	0-1	—
1999-00	9-22	2-14	6-N	12	1-1	—
2000-01	9-20	6-10	5-N	10	0-1	—
2001-02	18-15	9-7	2-N	6	2-1	NIT
2002-03	8-20	6-10	5-N	11	0-1	—
2003-04	9-18	3-13	13	—	—	—
2004-05	18-14	9-7	5t	6	0-1	NIT
2005-06	21-10	9-5	4	4	1-1	NIT
2006-07	18-15	10-6	3	3	2-1	—
2007-08	24-10	11-5	3	3	0-1	CBI
2008-09	21-12	10-6	4t	5	2-1	CBI
2009-10	19-16	7-9	7t	7	4-0	NCAA
Totals	185-209	85-124			12-12	





MARSHALL

THUNDERING HERD

QUICK FACTS

Location:

Huntington, W.Va.

Founded:

1837

Enrollment:

13,814

Nickname:

Thundering Herd

Colors:

Green and White

Arena:

Cam Henderson Center (9,043)

President:

Dr. Stephen J. Kopp

Director of Athletics:

Mike Hamrick

Faculty Athletics Rep:

Dr. Robert Bookwalter

Senior Woman Administrator:

Beatrice Crane Banford

SPORTS INFORMATION

Basketball SID:

Matt Turk

E-mail:

sportsinfo@marshall.edu

Office Phone:

(304) 696-6525

Cell Phone:

(515) 240-0483

SID Fax:

(304) 696-2325

Press Row:

(304) 696-3304

BASKETBALL FACTS

Letterwinners Returning/Lost: 7/6

Starters Returning/Lost: 3/2

2009-10 Overall Record: 24-10

2009-10 C-USA Record: 11-5

C-USA Championship: 1-1, Quarters

Postseason: CIT

All-Time Record:

1,316-969-2 (.576), 97 seasons

NCAA Tournament Appearances: 5

(1956, 72, 84, 85, 87)

NCAA Record:

0-5 (.000)

NIT Appearances:

4 (1967, 68, 73, 88)

NIT Record:

2-5 (.286)



Cam Henderson Center



Tom Herrion

Tom Herrion HEAD COACH

Alma Mater: Merrimack '89

Hometown: Oxford, Mass.

Birthday: November 13, 1967

Career Record: 80-38 (Four Years)

Record at Marshall: First Year

C-USA Record: 0-0

C-USA Championship Record: 0-0

NCAA Tournament Record: 0-0

NIT Record: 1-1

**ASSISTANT COACHES:**

Bill Barton - 1st year (Salem State '89)

Mark Cline - 1st year (Wake Forest '88)

Dino Presley - 1st year (Kutztown '93)



Dr. Stephen J. Kopp,
President



Mike Hamrick,
Athletic Director



Beatrice Crane
Banford, SWA



Matt Turk,
Basketball SID

FOLLOW THE HERD ONLINE

Official Website

www.HerdZone.com

Facebook

Marshall University Athletics

Twitter

<http://twitter.com/CoachTomHerrion>

http://twitter.com/Herd_Zone

YouTube

<http://www.youtube.com/HerdVideo>

2010-11 SCHEDULE

NOVEMBER

Fri. 12	WVU TECH	7 p.m.
Mon. 15	GLENNVILLE STATE	7 p.m.
Nov. 20-29 GLOBAL SPORTS SHOOT-OUT		
Sat. 20	UT-CHATTANOOGA	7 p.m.
Mon. 22	JACKSON STATE	7 p.m.
Sat. 27	at Louisville	1 p.m.
Mon. 29	FLORIDA INTERNATIONAL	7 p.m.

DECEMBER

Sat. 4	at Ohio	2 p.m.
Tue. 7	JAMES MADISON	7 p.m.
Wed. 15	at Savannah State	7 p.m.
Sun. 19	VMI	4 p.m.
Wed. 22	at James Madison	7 p.m.
Tue. 28	BINGHAMTON	7 p.m.

JANUARY

Sat. 2	at St. Bonaventure	4 p.m.
Wed. 5	↔ at UCF (CSS)	7 p.m.
Sat. 8	↔ SOUTHERN MISS	7 p.m.
Mon. 10	SAVANNAH STATE	6 p.m.
Sat. 15	↔ at Memphis (CSS)	Noon
Jan. 19 at Chesapeake Energy Classic, Charleston, W.Va.		
Wed. 19	vs. West Virginia	8 p.m.
Sat. 22	↔ EAST CAROLINA	7 p.m.
Wed. 26	↔ at UAB	8 p.m.
Sat. 29	↔ MEMPHIS	7 p.m.

FEBRUARY

Tue. 1	↔ at Houston (CBS C)	9 p.m.
Sat. 5	↔ at Southern Miss (CSS)	6 p.m.
Wed. 9	↔ UAB	7 p.m.
Sat. 12	↔ at East Carolina	5 p.m.
Wed. 16	↔ RICE	7 p.m.
Sat. 19	↔ at Tulane	8 p.m.
Wed. 23	↔ TULSA (CBS C)	7 p.m.
Sat. 26	↔ SMU	7 p.m.

MARCH

Wed. 2	↔ at UTEP	9:05 p.m.
Sat. 5	↔ UCF	7 p.m.
March 9-12 at C-USA Men's Basketball Championship (El Paso, Texas)		


Home games in CAPS. ↔ Conference games. All Times Eastern and subject to change.

HERD NOTEBOOK

- ↔ **Tom Herrion**, formerly the associate head coach at Pittsburgh, became the 28th head coach at Marshall on April 10, 2010. Herrion brings more than 20 years of collegiate coaching experience to Huntington. Marshall marks the second time Herrion will serve as a NCAA Division I head coach. From 2002-06, Herrion was the head coach at the College of Charleston, where he posted an 80-38 record (.678). His first Cougar squad (2002-03) went 25-8, won the Great Alaska Shootout, earned a national top-25 ranking and made the NIT. His 25 victories marked the highest win total of any first-year NCAA Division I head coach during that season. Herrion's teams won at least 17 games each year during his time at the helm of Charleston.
- ↔ Marshall finished 2009-10 with a 24-10 record, marking the first time since the 1999-00 season (21) that the Thundering Herd has won at least 20 games in a year. Marshall's 24 victories were the most by the Herd program since the 1986-87 season (25). Marshall broke the C-USA record for margin of victory during the 2009-10 season. The Herd's 84-point (119-35) victory over Salem International Dec. 3 reset the league mark for a non-conference game. The Thundering Herd's 51-point victory (100-49) over East Carolina tied the C-USA record for largest margin of victory in a conference game.
- ↔ Entering the season, Marshall has converted a 3-point shot in 611 straight games. The last time the Thundering Herd did not make a 3-pointer in a game was on Feb. 27, 1989, versus Appalachian State (MU def. ASU, 97-96).
- ↔ Conference USA Co-Sixth Man of the Year **Dago Pena** spent the summer trying out for the Dominican Republic's senior national team. Pena's mother Cristina Rincon played 12 years on the Dominican Republic national basketball team. Pena will be the last Marshall player to wear the No. 10. The number was retired in honor of current New York Knicks Head Coach Mike D'Antoni in the Spring of 2009. With Coach D'Antoni's blessing, Pena will be able to wear No. 10 for the rest of his career. Upon Pena's departure, the number will be sent to the rafters for good.

2010-11 ROSTER

No.	Name	Pos.	Ht.	Wt.	Yr.	Hometown/Previous School
0	Johnny Thomas	F	6-6	205	Jr.	Morehead City, N.C./North Carolina State
1	Antonio Haymon	F	6-6	220	Sr.	Washington, D.C./Cecil CC
3	Damier Pitts	G	5-10	165	Jr.	Charlotte, N.C./Hargrave Military Academy
4	Johnny Higgins	G	6-2	185	Jr.	Randellstown, Md./Frank Phillips College
5	Eladio Espinosa	F	6-7	220	So.	Norlina, N.C./USF
10	Dago Pena	F	6-6	220	Jr.	Punta Gorda, Fla./Charlotte
11	Nigel Spikes	C	6-10	220	Jr.	Fort Lauderdale, Fla./Dillard
14	Xavier Humphrey	F	6-6	200	So.	Huntington, W.Va./Huntington
15	Noah Fischer	G	6-3	180	So.	Ripley, W.Va./Ripley
21	Orlando Allen	C	6-10	290	Sr.	Cincinnati, Ohio/Oklahoma
23	Shaquille Johnson	G	6-3	205	Jr.	Jacksonville, Fla./Robert E. Lee
24	DeAndre Kane	G	6-4	200	So.	Pittsburgh, Pa./The Patterson School (N.C.)
25	Aundra Williams	C	6-10	250	Jr.	Clewiston, Fla./Indian River State
30	Tirrell Baines	F	6-6	220	Sr.	Laurens, S.C./The Patterson School (N.C.)
33	Justin Howe	G	6-4	190	Fr.	Parkersburg, W.Va./Parkersburg



2009-10 STATISTICS ALL GAMES

Player	GP-GS	Min-Avg.	TOTAL		3-PTS		FT-FTA	Pct	REBOUNDS				PF	FO	A	TO	Blk	Stl	Pts	Avg
			FG-FGA	Pct	3FG-FGA	Pct			Off	Def	Tot	Avg								
WILKERSON, Tyler	33-32	867-26.3	169-326	.518	15-46	.326	108-140	.771	77	161	238	7.2	87	1	34	52	34	21	461	14.0
WHITESIDE, Hassan	34-23	889-26.1	167-319	.524	3-5	.600	110-187	.588	92	211	303	8.9	82	1	10	64	182	19	447	13.1
PITTS, Damier	31-25	856-27.6	96-216	.444	42-114	.368	89-107	.832	16	67	83	2.7	65	0	147	76	0	22	323	10.4
JOHNSON, Shaquille	34-31	871-25.6	112-239	.469	25-79	.316	75-110	.682	29	77	106	3.1	82	1	101	50	5	35	324	9.5
LUTZ, Chris	34-25	891-26.2	91-220	.414	64-152	.421	49-62	.790	11	53	64	1.9	65	0	51	38	3	24	295	8.7
PENA, Dago	31-5	564-18.2	86-167	.515	24-55	.436	29-43	.674	31	58	89	2.9	38	0	55	41	11	22	225	7.3
BAINES, Tirrell	28-11	469-16.8	69-126	.548	1-1	1.000	39-66	.591	56	45	101	3.6	44	0	14	17	6	10	178	6.4
HAYMON, Antonio	32-1	441-13.8	56-119	.471	5-17	.294	39-55	.709	22	60	82	2.6	44	0	32	19	16	15	156	4.9
MERTHIE, Darryl	34-16	546-16.1	48-140	.343	18-64	.281	33-56	.589	14	43	57	1.7	39	0	84	45	1	37	147	4.3
MILLER, Camden	21-0	160-7.6	24-49	.490	17-39	.436	6-9	.667	8	16	24	1.1	13	0	8	13	2	5	71	3.4
SPIKES, Nigel	29-1	243-8.4	23-40	.575	0-0	.000	17-33	.515	21	47	68	2.3	48	2	7	11	8	6	63	2.2
FISCHER, Noah	10-0	47-4.7	6-21	.286	6-16	.375	2-3	.667	1	5	6	0.6	5	0	2	1	0	0	20	2.0
HORDYSKI, Bobby	9-0	31-3.8	2-3	.667	2-3	.667	1-2	.500	0	6	6	0.8	1	0	4	2	0	0	7	0.5
TEAM									34	66	100	2.9	0		3				0	
Total	34		949-1985	.478	222-591	.376	597-873	.684	412	915	1327	39.0	613	5	549	432	268	216	2717	79.9
Opponents	34		829-2096	.396	191-598	.319	498-711	.700	458	780	1238	36.4	694	-	407	457	90	214	2347	69.0

2009-10 STATISTICS C-USA GAMES

Player	GP-GS	Min-Avg.	TOTAL		3-PTS		FT-FTA	Pct	REBOUNDS				PF	FO	A	TO	Blk	Stl	Pts	Avg
			FG-FGA	Pct	3FG-FGA	Pct			Off	Def	Tot	Avg								
WILKERSON, Tyler	16-15	443-27.7	83-163	.509	5-19	.263	66-85	.776	42	72	114	7.1	40	1	19	27	15	9	237	14.8
WHITESIDE, Hassan	16-16	465-29.1	79-165	.479	1-2	.500	65-96	.677	37	109	146	9.1	45	1	3	32	96	11	224	14.0
LUTZ, Chris	16-16	492-30.8	52-109	.477	38-80	.475	36-45	.800	2	27	29	1.8	39	0	24	18	1	13	178	11.1
PITTS, Damier	14-11	413-29.5	45-100	.450	21-54	.389	43-56	.768	7	39	46	3.3	28	0	69	34	0	7	154	11.0
JOHNSON, Shaquille	16-14	431-26.9	45-111	.405	4-32	.125	37-56	.661	16	41	57	3.6	38	0	47	29	1	13	131	8.2
PENA, Dago	16-2	306-19.1	44-82	.537	12-25	.480	20-27	.741	15	38	53	3.3	18	0	22	20	5	3	120	7.5
BAINES, Tirrell	11-0	154-14.0	21-43	.488	1-1	1.000	14-26	.538	15	13	28	2.5	21	0	4	9	1	2	57	5.2
HAYMON, Antonio	14-0	185-13.2	21-47	.447	2-9	.222	17-25	.680	11	26	37	2.6	22	0	10	5	6	3	61	4.4
MERTHIE, Darryl	16-5	233-14.6	14-43	.326	8-23	.348	11-24	.458	8	12	20	1.3	13	0	32	20	0	14	47	2.9
MILLER, Camden	6-0	22-3.7	4-8	.500	3-6	.500	2-2	1.000	1	1	2	0.3	5	0	0	1	0	0	13	2.2
FISCHER, Noah	2-0	7-3.5	1-2	.500	1-2	.500	0-1	.000	0	1	1	0.5	0	0	1	0	0	0	3	1.5
SPIKES, Nigel	14-1	120-8.6	4-9	.444	0-0	.000	12-18	.667	11	25	36	2.6	24	1	3	8	4	1	20	1.4
HORDYSKI, Bobby	2-0	4-2.0	0-0	.000	0-0	.000	0-0	.000	0	1	1	0.5	0	0	1	0	0	0	0	0.0
TEAM									18	30	48	3.0	0		1				0	
Total	16		413-882	.468	96-253	.379	323-461	.701	183	435	618	38.6	293	3	235	204	129	76	1245	77.8
Opponents	16		388-969	.400	85-265	.321	253-354	.715	193	368	561	35.1	336	-	182	191	35	101	1114	69.6

Returnees in bold.

2009-10 RESULTS (24-10, 11-5 C-USA)

Date	Opponent	J27	→ MEMPHIS (CBS C)	L/72-75
N15	NORTH CAROLINA A&T #	J30	→ at Houston (CSS)	L/66-81
N17	MIDDLE TENNESSEE STATE #	F3	→ at Tulsa	L/69-73
N21	at Old Dominion	F6	→ EAST CAROLINA (WSAZ/WTAP)	W/100-49
N25	LAMAR #	F9	RIO GRANDE	W/115-73
N28	vs. Ohio # (WSAZ/WTAP)	F13	→ at UAB	W/81-74
D3	SALEM INTERNATIONAL	F17	→ TULSA	W/64-58
D7	at Binghamton	F20	→ at Tulane	W/58-55
D12	TROY	F24	→ at Rice	W/77-54
D16	BRESCIA	F27	→ UCF	W/121-115(3ot)
D20	HIGH POINT	M2	→ (21) UTEP	L/76-80
D22	at (10) N. Carolina (FSN S/NESN)	M6	→ at SMU	W/73-57
D28	at Troy	March 10-13 at SMC Sierra C-USA Men's Basketball Championship, Tulsa, Okla.		
J2	ST. BONAVENTURE	M11	vs. (5) Tulsa (CBS C)	L/64-80
J5	→ SOUTHERN MISS	M16	WESTERN CAROLINA (CIT)	W/90-88
J9	→ at East Carolina	M22	APPALACHIAN STATE (CIT)	L/72-80
J13	→ at UCF (CBS C)			
J16	→ TULANE			
J20	vs. (11) West Virginia (WOWK)			
J23	→ UAB (CSS)			

→ Conference USA game. HOME GAMES IN CAPS. # Global Sports Inv'l



MARSHALL

26 MARSHALL



THE HERRION FILE

Coaching Experience

1986-87	Merrimack Assistant Coach
1987-89	Cambridge RLS Assistant Coach
1989-94	Merrimack Assistant Coach
1994-98	Providence Assistant Coach
1998-02	Virginia Assistant Coach
2002-06	College of Charleston Head Coach - 80-38 (.678) - Four Seasons
2006-10	Pittsburgh Associate Head Coach
2010-	Marshall Head Coach - First Season

Year	Record	School
2002-03	25-8 (.758)	College of Charleston
2003-04	20-9 (.690)	College of Charleston
2004-05	18-10 (.643)	College of Charleston
2005-06	17-11 (.607)	College of Charleston
Total	80-38 (.678)	4 Seasons

MARSHALL HISTORY

Regular Season Conference

Championships: 7

1937	1938
1939	1956
1984	1985
1987	

Conference Tournament

Championships: 3

1984	1985
1987	

Conference Tournament Title Game

Appearances: 6

Year	Opp.	Result
1978	Furman	L, 53-69
1980	Furman	L, 62-80
1984	UT-Chatt.	W, 111-107 (2OT)
1985	VMI	W, 70-65
1987	Davidson	W, 66-64 (OT)
1989	E. Tennessee St.	L, 73-96

ALL-TIME COACHING RECORDS

Name	Years	Rec. (Pct.)
L.B. Crotty	1906-08	5-1 (.833)
Boyd Chambers	1908-14	16-16 (.500)
Archer Reilly	1918-19	2-5 (.286)
Kepmer Shelton	1920-21	6-9 (.400)
Herbert Cramer	1921-22	5-4 (.556)
J.E.R. Barnes	1922-23	1-3 (.250)
Bill Strickling	1923-24	8-7 (.533)
Russ Meredith	1924-25	12-6 (.667)
Charles Tallman	1925-26	10-7 (.588)
Bill Strickling	1926-27	7-9 (.438)
Johnny Stuart	1927-31	46-27 (.630)
Tom Dandalet	1931-35	43-35 (.551)
Cam Henderson	1935-55	362-160 (.693)
Jule Rivlin	1955-63	100-88 (.532)
Ellis Johnson	1963-69	68-80 (.459)
Stewart Way	1969-71	25-24 (.510)
Carl Tacy	1971-72	23-4 (.852)
Bob Daniels	1972-77	71-62 (.534)
Stu Aberdeen	1977-79	25-31 (.446)
Bob Zuffelato	1979-83	71-41 (.634)
Rick Huckabay	1983-89	129-59 (.686)
Dana Altman	1989-90	15-13 (.536)
Dwight Freeman	1990-94	44-69 (.389)
Billy Donovan	1994-96	35-20 (.636)
Greg White	1996-03	115-84 (.578)
Ron Jirsa	2003-07	43-74 (.368)
Donnie Jones	2007-10	55-41 (.573)

YEAR BY YEAR

Year	Coach	Record
1906-07	L.B. Crotty	0-1
1907-08	L.B. Crotty	5-0-1
1908-09	Boyd Chambers	6-2
1909-10	Boyd Chambers	3-3
1911-12	Boyd Chambers	2-2
1912-13	Boyd Chambers	1-3
1913-14	Boyd Chambers	2-6
1918-19	Archer Reilly	2-5
1920-21	Kemper Shelton	6-9
1921-22	Herbert Cramer	5-4-1
1922-23	J.E.R. Barnes	1-3
1923-24	Bill Strickling	8-7
1924-25	Russ Meredith	12-6
1925-26	Trusty Tallman	10-7
1926-27	Bill Strickling	7-10
1927-28	Johnny Stuart	11-10
1928-29	Johnny Stuart	14-8
1929-30	Johnny Stuart	12-3
1930-31	Johnny Stuart	9-8
1931-32	Tom Dandalet	8-10
1932-33	Tom Dandalet	10-9
1933-34	Tom Dandalet	13-8
1934-35	Tom Dandalet	12-9
1935-36	Cam Henderson	6-10
1936-37	Cam Henderson	21-8
1937-38	Cam Henderson	28-4
1938-39	Cam Henderson	22-5
1939-40	Cam Henderson	25-4
1940-41	Cam Henderson	14-9
1941-42	Cam Henderson	15-9
1942-43	Cam Henderson	10-7
1943-44	Cam Henderson	15-7
1944-45	Cam Henderson	17-9
1945-46	Cam Henderson	24-10
1946-47	Cam Henderson	32-5
1947-48	Cam Henderson	22-11
1948-49	Cam Henderson	16-12
1949-50	Cam Henderson	15-9
1950-51	Cam Henderson	13-13
1951-52	Cam Henderson	15-11
1952-53	Cam Henderson	20-4
1953-54	Cam Henderson	12-9
1954-55	Cam Henderson	18-4
1955-56	Jule Rivlin	18-5 NCAA (0-1)
1956-57	Jule Rivlin	15-9
1957-58	Jule Rivlin	17-7
1958-59	Jule Rivlin	12-12
1959-60	Jule Rivlin	10-13
1960-61	Jule Rivlin	11-13
1961-62	Jule Rivlin	10-13
1962-63	Jule Rivlin	7-16
1963-64	Ellis Johnson	6-17
1964-65	Ellis Johnson	4-20
1965-66	Ellis Johnson	12-12
1966-67	Ellis Johnson	20-8 NIT (2-2)
1967-68	Ellis Johnson	17-8 NIT (0-1)
1968-69	Ellis Johnson	9-15
1969-70	Stewart Way	9-14
1970-71	Stewart Way	16-10
1971-72	Carl Tacy	23-4 NCAA (0-1)
1972-73	Bob Daniels	20-7 NIT (0-1)
1973-74	Bob Daniels	17-9
1974-75	Bob Daniels	13-13
1975-76	Bob Daniels	13-14
1976-77	Bob Daniels	8-19
1977-78	Stu Aberdeen	14-15
1978-79	Stu Aberdeen	11-16
1979-80	Bob Zuffelato	17-12
1980-81	Bob Zuffelato	18-10
1981-82	Bob Zuffelato	16-11
1982-83	Bob Zuffelato	20-8
1983-84	Rick Huckabay	25-6 NCAA (0-1)
1984-85	Rick Huckabay	21-13 NCAA (0-1)
1985-86	Rick Huckabay	19-11
1986-87	Rick Huckabay	25-6 NCAA (0-1)
1987-88	Rick Huckabay	24-8 NIT (0-1)
1988-89	Rick Huckabay	15-15
1989-90	Dana Altman	15-13
1990-91	Dwight Freeman	14-14
1991-92	Dwight Freeman	7-22
1992-93	Dwight Freeman	16-11
1993-94	Dwight Freeman	9-18
1994-95	Billy Donovan	18-9
1995-96	Billy Donovan	17-11
1996-97	Greg White	20-9
1997-98	Greg White	11-16
1998-99	Greg White	16-11
1999-00	Greg White	21-9
2000-01	Greg White	18-9
2001-02	Greg White	15-15
2002-03	Greg White	14-15
2003-04	Ron Jirsa	12-17
2004-05	Ron Jirsa	6-22
2005-06	Ron Jirsa	12-16
2006-07	Ron Jirsa	13-19
2007-08	Donnie Jones	16-14
2008-09	Donnie Jones	15-17
2009-10	Donnie Jones	24-10
97 Seasons		1,340-979-2 (.578)

YEAR-BY-YEAR IN C-USA

Year	Overall	C-USA	C-USA	C-USA	C-USA	Postseason
		Finish	Tourn.	Tourn.	Finish	
			Seed	Finish		
2005-06	12-16	5-9	9	9	0-1	—
2006-07	13-19	7-9	8t	8	1-1	—
2007-08	16-14	8-8	6t	8	0-1	—
2008-09	15-17	7-9	6t	7	0-1	—
2009-10	24-10	11-5	3t	4	0-1	CIT
Totals	80-76	38-40			1-5	



MEMPHIS TIGERS

QUICK FACTS

Location:

Memphis, Tenn.

Founded:

1912

Enrollment:

23,031

Nickname:

Tigers

Colors:

Royal Blue and Gray

Arena:

FedExForum (18,400)

President:

Dr. Shirley Raines

Director of Athletics:

R.C. Johnson

Faculty Athletics Rep:

Dr. Ed Stevens

Senior Woman Administrator:

Lynn Parkes

SPORTS INFORMATION

Basketball SID:

Lamar Chance

E-mail: lchance1@memphis.edu

Office Phone:

(901) 678-2349

Cell Phone:

(901) 734-9949

SID Fax:

(901) 678-4134

Press Row:

(901) 205-2758

BASKETBALL FACTS

Letterwinners Returning/Lost: 7/9

Starters Returning/Lost: 2/4

2009-10 Overall Record: 24-10

2009-10 C-USA Record: 13-3

Championship: 0-1, Quarters

Postseason: NIT

All-Time Record:

1,407-820-1 (.632), 89 seasons

NCAA Tournament Appearances: 22

(1955, 56, 62, 73-2nd, 76, 82, 83,

84, 85-3rd, 86, 88, 89, 92, 93, 95, 96,

2003, 04, 06, 07, 08-2nd, 09)

NCAA Record: 32-22 (.593)

NIT Appearances:

17 (1957-2nd, 60, 61, 63, 67, 72, 74,

75, 77, 90, 91, 97, 98, 2001-3rd, 02-

1st, 05-T3rd, 10)

NIT Record:

20-16 (.556)



FedExForum



Josh Pastner

Josh Pastner HEAD COACH

Alma Mater: Arizona '98

Hometown: Houston, Texas

Born: September 26, 1977

Career Record: 24-10

Record at Memphis: 24-10 (One Year)

C-USA Record: 13-3

C-USA Championship Record: 0-1

NCAA Tournament Record: 0-0

NIT Record: 1-1



ASSISTANT COACHES:

Glynn Cyprien – 2nd year (UTSA '04)

Willis Wilson – 2nd year (Rice '82)

Jack Murphy – 2nd year (Arizona '02)



Dr. Shirley Raines,
President



R.C. Johnson,
Athletics Director



Lynn Parkes, SWA



Lamar Chance,
Basketball SID

FOLLOW THE TIGERS ONLINE

Official Website

www.GoTigersGo.com

Facebook

www.facebook.com/memphistigers
www.facebook.com/insidememphisbasketball

Twitter

<http://twitter.com/tigersathletics>
<http://twitter.com/UofMTigersHoops>
<http://twitter.com/tigersmedia>

YouTube

<http://www.youtube.com/sidmemphis>

Other

www.insidememphisbasketball.com



MEMPHIS

2010-11 SCHEDULE

NOVEMBER

Fri. 12	CENTENARY^	8 p.m.
Mon. 15	MIAMI (ESPN)	11 p.m.
Wed. 17	NORTHWESTERN STATE^	7 p.m.
Sun. 21	vs. LSU^ (Tupelo, Miss./CBS C)	4 p.m.
Tue. 23	TENNESSEE-MARTIN^	7 p.m.

DECEMBER

Wed. 1	ARKANSAS STATE	7 p.m.
Sat. 4	WESTERN KENTUCKY (CSS)	7 p.m.
Dec. 7 at Jimmy V Classic, New York, N.Y.		
Tue. 7	vs. Kansas (ESPN)	6 p.m.
Thu. 16	AUSTIN PEAY (CSS)	7 p.m.
Mon. 20	TEXAS A&M-CORPUS CHRISTI	7 p.m.
Thu. 23	GEORGETOWN (ESPN2)	7 p.m.
Thu. 30	LIPSCOMB (CSS)	7 p.m.

JANUARY

Sat. 2	TENNESSEE STATE	2 p.m.
Wed. 5	at Tennessee (ESPN2)	8 p.m.
Sat. 9	↔ EAST CAROLINA (CSS)	3 p.m.
Wed. 12	↔ at SMU	7 p.m.
Sat. 15	↔ MARSHALL (CSS)	11 a.m.
Wed. 19	↔ at Southern Miss (CSS)	6 p.m.
Sat. 22	↔ at UAB (ESPN2)	6 p.m.
Wed. 26	↔ UCF (CBS C)	7 p.m.
Sat. 29	↔ at Marshall	TBD

FEBRUARY

Wed. 2	↔ TULSA (CBS C)	6 p.m.
Sat. 5	at Gonzaga (ESPN/ESPN2)	3 p.m.
Wed. 9	↔ at UCF (CBS C)	6 p.m.
Sat. 12	↔ SOUTHERN MISS (ESPN/ESPN2)	5 p.m.
Wed. 16	↔ UAB (CBS C)	6 p.m.
Sat. 19	↔ at Rice (CSS)	7 p.m.
Tue. 22	↔ HOUSTON	8 p.m.
Sat. 26	↔ at UTEP (ESPN2)	2 p.m.

MARCH

Wed. 2	↔ at East Carolina	6 p.m.
Sat. 5	↔ TULANE (CBS C)	3 p.m.

March 9-12 at C-USA Men's Basketball Championship (El Paso, Texas)

^ Global Sports Challenge

Home games in CAPS. ↔ Conference games. All Times Central and subject to change.

TIGER NOTEBOOK

- ↔ The Tigers enter 2010-11 with the most newcomers on their roster since the 1972-73 campaign. Memphis welcomes eight newcomers with seven freshmen and one transfer. The 1972-73 season, which was the first for freshman eligibility, saw the Tigers have 10 newcomers on that roster.
- ↔ With its ninth win in 2010-11, the Tigers will become only the third program in college basketball to win 300 games in the 21st century (since 2000-01). Duke (325 wins) and Kansas (315) have already hit that mark.
- ↔ Memphis may have one of the youngest teams in NCAA Division I for the 2010-11 year. The Tigers have only two players on the roster that have played (and also made starts) two years of NCAA Division I basketball. Those two players are **Wesley Witherspoon** and **Charles Carmouche**, and Carmouche played his previous two years at University of New Orleans. In addition, Witherspoon and Carmouche are the only two players on the roster that have scored 20 points in an NCAA Division I game.
- ↔ Memphis is looking to continue two streaks in 2010-11. The Tigers enter 2010-11 with 10-consecutive years of 20-win seasons and postseason appearances on the line. The current streaks of 10-straight years of 20-win seasons and postseason tournaments both are the longest in school history.
- ↔ Since the 2005-06 season, Memphis is college basketball's winningest program with 161 victories. Kansas is second with 155 wins, while Duke is third with 146 wins.



2010-11 ROSTER

No.	Name	Pos.	Ht.	Wt.	Yr.	Hometown/Previous School
0	Will Coleman	F	6-9	245	Sr.	Columbus, Ga./Miami Dade (Fla.) CC
1	Joe Jackson	G	6-0	175	Fr.	Memphis, Tenn./White Station
2	Antonio Barton	G	6-2	165	Fr.	Baltimore, Md./Notre Dame Prep
3	Chris Crawford	G	6-4	205	Fr.	Memphis, Tenn./Sheffield
4	Charles Carmouche	G	6-3	185	Jr.	New Orleans, La./University of New Orleans
5	Will Barton	G	6-6	175	Fr.	Baltimore, Md./Brewster Academy
10	Tarik Black	F	6-8	252	Fr.	Memphis, Tenn./Ridgeway
11	Wesley Witherspoon	F/G	6-9	210	Jr.	Atlanta, Ga./Berkmar
12	Drew Barham	G/F	6-7	194	So.	Cordova, Tenn./Christian Brothers
14	Hippolyte Tsafack	F	6-8	231	Fr.	Cameroon/The Miller School (Va.)
23	Charles Holt	G	5-10	175	So.	Jackson, Tenn./Liberty Tech
30	D.J. Stephens	F/G	6-5	185	So.	Killeen, Texas/Herker Heights
31	Preston Laird	G	6-3	189	Jr.	Memphis, Tenn./Germantown
41	Angel Garcia	F	6-11	245	Jr.	Toa Baja, P.R./East Chicago Central (Ind.)
45	Jelan Kendrick	G	6-6	190	Fr.	Atlanta, Ga./Wheeler



2009-10 STATISTICS ALL GAMES

Player	GP-GS	Min-Avg.	TOTAL		3-PTS		FT-FTA	Pct	REBOUNDS				PF	FO	A	TO	Blk	Stl	Pts	Avg
			FG-FGA	Pct	3FG-FGA	Pct			Off	Def	Tot	Avg								
WILLIAMS, Elliot	34-34	1133-33.3	178-388	.459	60-164	.366	194-256	.758	25	110	135	4.0	69	0	128	100	4	45	610	17.9
WITHERSPOON, W.	34-20	870-25.6	135-289	.467	34-79	.430	120-157	.764	48	110	158	4.6	113	9	47	61	29	47	424	12.5
SALLIE, Roburt	34-22	1046-30.8	110-248	.444	64-155	.413	72-105	.686	36	100	136	4.0	80	3	63	43	19	58	356	10.5
MACK, Doneal	34-29	965-28.4	124-282	.440	63-164	.384	43-59	.729	14	51	65	1.9	82	1	55	28	16	26	354	10.4
KEMP, Willie	34-26	1031-30.3	85-221	.385	39-105	.371	42-65	.646	14	62	76	2.2	66	1	145	67	4	51	251	7.4
COLEMAN, Will	34-18	783-23.0	99-155	.639	0-0	.000	53-86	.616	75	136	211	6.2	102	2	11	37	73	14	251	7.4
GARCIA, Angel	12-1	112-9.3	30-57	.526	12-29	.414	9-12	.750	3	11	14	1.2	22	1	2	7	6	2	81	6.8
HENDERSON-NILES, P.	23-16	410-17.8	53-109	.486	0-0	.000	13-37	.351	52	67	119	5.2	60	2	25	19	14	119	5.2	
BARHAM, Drew	22-1	106-4.8	13-47	.277	10-31	.323	5-9	.556	6	6	12	0.5	18	0	4	5	4	7	41	1.9
STEPHENS, D.J.	33-3	261-7.9	23-40	.575	1-2	.500	14-24	.583	34	30	64	1.9	25	0	6	4	8	8	61	1.8
HARVEY JR., James	4-0	7-1.8	1-3	.333	1-1	1.000	0-2	.000	1	1	2	0.5	1	0	0	0	0	3	0.8	
JACQUES, Aaron	9-0	16-1.8	1-5	.200	0-0	.000	3-4	.750	5	2	7	0.8	2	0	1	0	0	5	0.6	
LAIRD, Preston	10-0	24-2.4	1-5	.200	0-1	.000	3-6	.500	1	0	1	0.1	1	0	3	2	0	0	5	0.5
HOLT, Charles	7-0	14-2.0	0-3	.000	0-0	.000	2-4	.500	1	0	1	0.1	1	0	1	2	0	2	0.3	
FOSTER, Tyler	10-0	12-1.2	1-2	.500	0-1	.000	0-0	.000	1	1	2	0.2	1	0	0	0	2	2	0.2	
THOMAS, Malik	8-0	10-1.3	0-5	.000	0-0	.000	0-0	.000	2	1	3	0.4	0	0	0	3	0	2	0.0	
TEAM									40	57	97	2.9	0		6			0		
Total	34		854-1859	.459	284-732	.388	573-826	.694	358	745	1103	32.4	643	19	468	390	182	276	2565	75.4
Opponents	34		768-1832	.419	168-511	.329	529-755	.701	424	758	1182	34.8	656	-	403	512	118	172	2233	65.7

2009-10 STATISTICS C-USA GAMES

Player	GP-GS	Min-Avg.	TOTAL		3-PTS		FT-FTA	Pct	REBOUNDS				PF	FO	A	TO	Blk	Stl	Pts	Avg
			FG-FGA	Pct	3FG-FGA	Pct			Off	Def	Tot	Avg								
WILLIAMS, Elliot	16-16	536-33.5	87-183	.475	32-72	.444	92-124	.742	8	55	63	3.9	31	0	55	47	0	19	298	18.6
WITHERSPOON, W.	16-16	454-28.4	61-140	.436	10-30	.333	79-96	.823	25	55	80	5.0	52	4	27	25	15	22	211	13.2
SALLIE, Roburt	16-7	499-31.2	51-109	.468	35-74	.473	46-63	.730	13	56	69	4.3	36	0	31	18	6	22	183	11.4
MACK, Doneal	16-14	478-29.9	60-130	.462	29-71	.408	27-37	.730	8	27	35	2.2	41	0	24	17	5	10	176	11.0
COLEMAN, Will	16-8	354-22.1	43-62	.694	0-0	.000	25-38	.658	28	52	80	5.0	55	0	2	15	28	3	111	6.9
KEMP, Willie	16-9	473-29.6	37-95	.389	20-49	.408	15-23	.652	4	31	35	2.2	33	1	69	27	1	23	109	6.8
GARCIA, Angel	8-0	67-8.4	19-37	.514	6-18	.333	5-6	.833	3	6	9	1.1	15	1	0	4	4	1	49	6.1
HENDERSON-NILES, P.	8-8	149-18.6	14-34	.412	0-0	.000	6-16	.375	16	30	46	5.8	22	1	0	6	2	3	34	4.3
BARHAM, Drew	8-1	50-6.3	6-17	.353	5-13	.385	0-0	.000	3	3	6	0.8	7	0	3	2	2	4	17	2.1
JACQUES, Aaron	2-0	2-1.0	1-1	1.000	0-0	.000	1-2	.500	1	0	1	0.5	1	0	0	0	0	3	1.5	
STEPHENS, D.J.	15-1	127-8.5	7-15	.467	1-1	1.000	7-11	.636	12	16	28	1.9	13	0	4	2	3	4	22	1.5
FOSTER, Tyler	2-0	2-1.0	0-0	.000	0-0	.000	0-0	.000	0	0	0	0.0	1	0	0	0	0	0	0.0	
THOMAS, Malik	2-0	2-1.0	0-2	.000	0-0	.000	0-0	.000	0	0	0	0.0	0	0	0	0	0	0	0.0	
LAIRD, Preston	2-0	3-1.5	0-1	.000	0-0	.000	0-0	.000	0	0	0	0.0	0	0	1	0	0	0	0	0.0
HARVEY JR., James	2-0	3-1.5	0-0	.000	0-0	.000	0-0	.000	0	0	0	0.0	0	0	0	0	0	0	0.0	
HOLT, Charles	1-0	1-1.0	0-0	.000	0-0	.000	0-0	.000	0	0	0	0.0	0	0	0	0	0	0	0	0.0
TEAM									14	21	35	2.2	0		4			0		
Total	16		386-826	.467	138-328	.421	303-416	.728	135	352	487	30.4	307	7	216	167	66	111	1213	75.8
Opponents	16		383-876	.437	84-258	.326	260-355	.732	186	353	539	33.7	325	-	201	208	57	69	1110	69.4

Returns in bold.

2009-10 RESULTS (24-10, 13-3 C-USA)

Date	Opponent	Result
N13	JACKSON STATE	W/82-53
Nov. 17-30 Hall of Fame Showcase, St. Louis, Mo.		
N17	vs. (1) Kansas (ESPN)	L/55-57
N20	TENNESSEE TECH	W/92-59
N24	CENTRAL ARKANSAS (WKNO)	W/81-49
N30	OAKLAND (WKNO)	W/77-46
D5	ARKANSAS STATE (WKNO)	W/74-55
D9	MONTANA STATE (WKNO)	W/76-51
D12	at Arkansas-Little Rock	W/83-71
D19	vs. Massachusetts (Boston) (ESPN2)	L/72-73
D22	SOUTHEAST MISSOURI STATE	W/87-57
D28	IUPUI	W/87-67
D31	(14) TENNESSEE (ESPN2)	L/59-66
J3	HOUSTON BAPTIST	W/93-52
J6	at (7) Syracuse (ESPN2)	L/57-74
J9	↔ at Southern Miss (CSS)	W/59-57
J13	↔ EAST CAROLINA (CSS)	W/77-57
J16	↔ at Rice (CSS)	W/80-68
J20	↔ UTEP (CBS C)	L/67-72

J23	↔ HOUSTON (ESPN2)	W/92-77
J27	↔ at Marshall (CBS C)	W/75-72
J30	↔ at SMU (WKNO)	L/60-70
F3	↔ UAB (CBS C)	W/85-75
F6	(13) GONZAGA (ESPN2)	L/58-66
F10	↔ UCF (CSS)	W/76-70
F13	↔ at Tulsa (ESPN2)	W/93-86
F17	↔ at Tulane (CSS)	W/64-58
F20	↔ SMU (WKNO)	W/76-63
F24	↔ at Houston	L/75-92
F27	↔ SOUTHERN MISS (CBS C)	W/76-69
M3	↔ at UAB (CSS)	W/70-65
M6	↔ TULSA (CBS C)	W/75-53
March 10-13 at GMC Sierra C-USA Men's Basketball Championship, Tulsa, Okla.		
M11	vs. (7) Houston (CBS C)	L/65-66
M17	ST. JOHN'S (NIT/ESPN2)	W/73-71
M19	at Ole Miss (NIT/ESPN2)	L/81-90

↔ Conference USA game. HOME GAMES IN CAPS.



MEMPHIS

THE PASTNER FILE

Coaching Experience

2003-08 Arizona Assistant Coach
 2008-09 Memphis Assistant Coach
 2009- Memphis Head Coach – 24-10 (.706) - One season

Year	Record	School
2009-10	24-10 (.706)	Memphis

MEMPHIS HISTORY

Regular Season Conference

Championships: 12

1972	1973
1982	1984
1985	1995
1996	2004
2006	2007
2008	2009

Conference Tournament

Championships: 8

1982	1984
1985	1987
2006	2007
2008	2009

Conference Tournament Title

Game Appearances: 15

Year	Opp.	Result
1976	Cincinnati	L, 95-103
1982	Louisville	W, 73-62
1983	Louisville	L, 68-71
1984	Virginia Tech	W, 78-65
1985	Florida State	W, 90-86 (OT)
1986	Louisville	L, 69-70
1987	Louisville	W, 75-52
1988	Louisville	L, 73-81
1992	Cincinnati	L, 63-75
1994	Cincinnati	L, 47-68
2005	Louisville	L, 74-75
2006	UAB	W, 57-46
2007	Houston	W, 71-59
2008	Tulsa	W, 77-51
2009	Tulsa	W, 64-39

ALL-TIME COACHING RECORDS

Name	Years	Rec. (Pct.)
Fred Grantham	1920-21	22-7-1 (.750)
W.H. DePriest	1921-22	1-7 (.125)
Lester Barnard	1922-24	10-13 (.435)
Zach Curlin	1924-48	173-184 (.485)
McCoy Tarry	1948-51	40-27 (.597)
Eugene Lambert	1951-56	87-45 (.659)
Bob Vanatta	1956-62	109-34 (.762)
Dean Ehlers	1962-66	53-47 (.530)
Moe Iba	1966-70	37-65 (.362)
Gene Bartow	1970-74	82-32 (.719)
Wayne Yates	1974-79	93-49 (.655)
Dana Kirk	1979-86	158-58 (.731)
Larry Finch	1986-97	220-130 (.629)
Tic Price	1997-99	30-27 (.526)
Johnny Jones	1999-00	15-16 (.484)
John Calipari	2000-09	252-69 (.785)
Josh Pastner	2009-	24-10 (.706)

YEAR BY YEAR

Year	Coach	Record	1959-60	Bob Vanatta	18-5 NIT (0-1)	1995-96	Larry Finch	22-8 NCAA (0-1)	(RS, 2-1)	2005-06	John Calipari	33-4 NCAA
1920-21	Fred Grantham	22-7-1	1960-61	Bob Vanatta	20-3 NIT (0-1)	1996-97	Larry Finch	16-15 NIT (0-1)				(RF, 3-1)
1921-22	W.H. DePriest	1-7	1961-62	Bob Vanatta	15-7 NCAA (0-1)	1997-98	Tic Price	17-12 NIT (1-1)		2006-07	John Calipari	33-4 NCAA
1922-23	Lester Barnhard	6-4	1962-63	Dean Ehlers	19-7 NIT (1-1)	1998-99	Tic Price	13-15				(RF, 3-1)
1923-24	Lester Barnhard	4-9	1963-64	Dean Ehlers	14-11	1999-00	Johnny Jones	15-16		2007-08	John Calipari	38-2 NCAA
1924-25	Zach Curlin	3-5	1964-65	Dean Ehlers	14-10	2000-01	John Calipari	21-15 NIT (5-2, FF - 3rd)				(F, 5-1)
1925-26	Zach Curlin	4-5	1965-66	Dean Ehlers	10-15					2008-09	John Calipari	33-4 NCAA
1926-27	Zach Curlin	5-7	1966-67	Moe Iba	17-9 NIT (0-1)	2001-02	John Calipari	27-9 NIT (5-0, FF - 1st)				(RS, 2-1)
1927-28	Zach Curlin	10-11	1967-68	Moe Iba	8-17					2009-10	Josh Pastner	24-10 NIT (1-1)
1928-29	Zach Curlin	15-3	1968-69	Moe Iba	6-19	2002-03	John Calipari	23-7 NCAA (0-1)				88 Seasons 1,407-820 (.632)
1929-30	Zach Curlin	16-8	1969-70	Moe Iba	6-20	2003-04	John Calipari	22-8 NCAA (1-1)				RS - Regional Semifinals
1930-31	Zach Curlin	14-2	1970-71	Gene Bartow	18-8	2004-05	John Calipari	22-16 NIT				RF - Regional Finals
1931-32	Zach Curlin	11-10	1971-72	Gene Bartow	21-7 NIT (0-1)							FF - Final Four Semifinalist
1932-33	Zach Curlin	7-6	1972-73	Gene Bartow	24-6 NCAA (3-1, FF - 3rd)							FF - National Final
1933-34	Zach Curlin	5-14										
1934-35	Zach Curlin	5-15	1973-74	Gene Bartow	19-11 NIT (1-1)							
1935-36	Zach Curlin	7-7	1974-75	Wayne Yates	20-7 NIT (0-1)							
1936-37	Zach Curlin	5-7	1975-76	Wayne Yates	21-9 NCAA (0-1)							
1937-38	Zach Curlin	0-14	1976-77	Wayne Yates	20-9 NIT (0-1)							
1938-39	Zach Curlin	2-13	1977-78	Wayne Yates	19-9							
1939-40	Zach Curlin	7-9	1978-79	Wayne Yates	13-15							
1940-41	Zach Curlin	9-8	1979-80	Dana Kirk	13-14							
1941-42	Zach Curlin	7-9	1980-81	Dana Kirk	13-14							
1942-43	Zach Curlin	7-4	1981-82	Dana Kirk	24-5 NCAA (1-1)							
1944-45	Zach Curlin	3-6	1982-83	Dana Kirk	23-8 NCAA (1-1)							
1945-46	Zach Curlin	7-4	1983-84	Dana Kirk	26-7 NCAA (2-1)							
1946-47	Zach Curlin	11-7	1984-85	Dana Kirk	31-4 NCAA (4-1, FF - 3rd)							
1947-48	Zach Curlin	13-10										
1948-49	McCoy Tarry	11-10	1985-86	Dana Kirk	28-6 NCAA (1-1)							
1949-50	McCoy Tarry	12-9	1986-87	Larry Finch	26-8							
1950-51	McCoy Tarry	13-7	1987-88	Larry Finch	20-12 NCAA (1-1)							
1951-52	Eugene Lambert	25-10	1988-89	Larry Finch	21-11 NCAA (0-1)							
1952-53	Eugene Lambert	10-14	1989-90	Larry Finch	18-12 NIT (0-1)							
1953-54	Eugene Lambert	15-9	1990-91	Larry Finch	17-15 NIT (1-1)							
1954-55	Eugene Lambert	17-5 NCAA (0-1)	1991-92	Larry Finch	23-11 NCAA							
1955-56	Eugene Lambert	20-7 NCAA (0-1)										
1956-57	Eugene Lambert	24-6 NIT (3-1)	1992-93	Larry Finch	20-12 NCAA (0-1)							
1957-58	Eugene Lambert	15-7	1993-94	Larry Finch	13-16							
1958-59	Bob Vanatta	17-6	1994-95	Larry Finch	24-10 NCAA							

YEAR-BY-YEAR IN C-USA

Year	Overall	C-USA	C-USA Finish	C-USA Tourn. Seed	C-USA Tourn. Finish	Postseason
1995-96	22-8	11-3	1-W	2	1-1	NCAA
1996-97	16-15	10-4	1t-W	4	0-1	NIT
1997-98	17-12	12-4	1-N	3	0-1	NIT
1998-99	13-15	6-10	2t-N	8	0-1	—
1999-00	15-16	7-9	3t-N	11	1-1	—
2000-01	21-15	10-6	2-N	4	1-1	NIT
2001-02	27-9	12-4	1-N	3	0-1	NIT
2002-03	23-7	13-3	1-N	2	1-1	NCAA
2003-04	22-8	12-4	1t	2	0-1	NCAA
2004-05	22-16	9-7	6t	7	3-1	NIT
2005-06	33-4	13-1	1	1	3-0	NCAA
2006-07	33-4	16-0	1	1	3-0	NCAA
2007-08	38-2	16-0	1	1	3-0	NCAA
2008-09	33-4	16-0	1	1	3-0	NCAA
2009-10	24-10	13-3	2	2	0-1	NIT
Totals	359-145	176-58			19-11	



RICE OWLS

QUICK FACTS

Location:

Houston, Texas

Founded:

1891

Enrollment:

5,145

Nickname:

Owls

Colors:

Blue & Gray

Arena:

Tudor Fieldhouse

President:

David W. Leebron

Director of Athletics:

Rick Greenspan

Faculty Athletics Rep:

Dr. Alexander Byrd

Senior Woman Administrator:

Leslie Claybrook

SPORTS INFORMATION

Basketball SID:

Ron Mears

E-mail:

rmears@rice.edu

Office Phone:

(713) 348-3929

Cell Phone:

(832) 969-1310

SID Fax:

(713) 348-6019

Press Row:

(713) 348-3929

BASKETBALL FACTS

Letterwinners Returning/Lost: 11/4

Starters Returning/Lost: 4/1

2009-10 Overall Record: 8-23

2009-10 C-USA Record: 4-12

2010 C-USA Championship: 0-1, First Round

All-Time Record:

1,003-1,268 (.448), 96 seasons

NCAA Tournament Appearances: 4

(1940, 42, 54, 70)

NCAA Record: 2-5 (.286)

NIT Appearances:

5 (1943, 91, 93, 2004, 05)

NIT Record: 1-5 (.167)



Tudor Fieldhouse



Ben Braun

Ben Braun HEAD COACH

Alma Mater: Wisconsin '75

Hometown: Chicago, Ill.

Born: November 25, 1953

Career Record: 570-434 (33 Years)

Record at Rice: 18-45 (Two Years)

C-USA Record: 5-27 (Two Years)

C-USA Championship Record: 1-2 (Two Years)

NCAA Tournament Record: 6-7 (7)

NIT Record: 9-3 (4)

**ASSOCIATE HEAD COACH:**

Louis Reynaud – 3rd year (San Francisco State '82)

ASSISTANT COACHES

Marco Marcos – 1st year (Rutgers '85)

Mike Roberts – 3rd year (Indiana '05)



David Leebron,
President



Rick Greenspan,
Athletics Director



Leslie Claybrook,
SWA



Ron Mears,
Basketball SID

FOLLOW THE OWLS ONLINE

Official Website

www.RiceOwls.com

Facebook

www.facebook.com/riceathletics

Twitter

<http://twitter.com/riceowlsdotcom>

<http://twitter.com/ricebasketball>



2010-11 SCHEDULE

NOVEMBER

Fri. 12	ST. THOMAS	7 p.m.
Sun. 14	GRAMBLING	3 p.m.
Thu. 18	at Santa Clara	9 p.m.
Sun. 21	ST. GREGORY'S	3 p.m.
Tue. 23	at North Texas	7 p.m.
Sat. 27	at Texas	3 p.m.

DECEMBER

Wed. 1	ARIZONA (CBS C)	7 p.m.
Sat. 4	LAMAR	2 p.m.

Dec. 16-23 at Las Vegas Holiday Hoops Classic, Houston & Las Vegas, Nev.

Thu. 16	ARKANSAS-LITTLE ROCK	7 p.m.
Tue. 21	vs. Stetson	2 p.m.
Wed. 22	vs. Miami	2 p.m.
Thu. 23	vs. Oral Roberts	4:30 p.m.
Wed. 29	LSU (CBS C)	7 p.m.

JANUARY

Sun. 2	TCU	3 p.m.
Wed. 5	↔ TULANE	7 p.m.
Sat. 8	↔ at Tulsa	7 p.m.
Wed. 12	↔ SOUTHERN MISS	7 p.m.
Sat. 15	↔ at UTEP	8:05 p.m.
Sat. 22	↔ at UCF	6 p.m.
Wed. 26	↔ HOUSTON (CSS)	8 p.m.
Sat. 29	↔ SMU	2 p.m.

FEBRUARY

Wed. 2	↔ at Tulane	7 p.m.
Sat. 5	↔ UTEP	2 p.m.
Sat. 12	↔ at UAB	7 p.m.
Wed. 16	↔ at Marshall	6 p.m.
Sat. 19	↔ MEMPHIS (CSS)	8 p.m.
Wed. 23	↔ at SMU	7 p.m.
Sat. 26	↔ EAST CAROLINA (CSS)	7 p.m.

MARCH

Wed. 2	↔ TULSA	7 p.m.
Sat. 5	↔ at Houston	

March 9-12 at C-USA Men's Basketball Championship (El Paso, Texas)

Home games in CAPS. ↔ Conference games. All Times Central and subject to change.

OWLS NOTEBOOK

- ↔ Rice's four-player senior class – **Suleiman Braimoh, Bryan Beasley, Cory Pflieger** and **Trey Stanton** – mark the largest number of seniors in a senior class for the Owls' basketball program since the 1991-92 squad was led by five seniors and finished with a 20-11 record.
- ↔ Pflieger is the most experienced member of the Rice team by tenure. Pflieger, who began his career at Rice as a freshman during the 2005-06 season, was the beneficiary of a medical redshirt his junior year when an ankle injury sidelined him five games into the 2007-08 season. Following the 2008-09 season in which he played all 32 games, starting 18, Pflieger was set to return for his senior year last year but a knee injury sidelined him for the entire season. This spring Pflieger received a hardship waiver from the NCAA, giving him one additional year of eligibility.
- ↔ The Owls' group of underclassmen includes a pair of sophomores who last year became the first Rice rookies to lead the team in scoring and rebounding since the 2001-02 season. **Arsalan Kazemi** set a freshman record with 272 rebounds during the season (9.1 rpg). In addition to leading the team with 334 points (10.8 ppg), **Tamir Jackson** set a Rice freshman record for steals with 53.
- ↔ For the second-straight summer, **Arsalan Kazemi** played internationally for his native Iran. Before beginning his sophomore season at Rice, Kazemi competed in the FIBA World Championships held in Turkey. Kazemi was a member of Iran's Under 17 FIBA World Championship team which competed in New Zealand last summer.
- ↔ Rice players have knocked down 382 three-point field goals over the last two seasons. Two years ago Rice set a school record with 218 three-pointers during the season. Last year's 164 three-pointers were the ninth-most in school history. Returning guard **Connor Frizzelle** led Rice with 51 three-point field goals. The 2009-10 Rice team also posted the third-highest total of steals with 229 during the year. In addition to Jackson's freshman record 53 steals, Kazemi had 47 steals during the year.

2010-11 ROSTER

No.	Name	Pos.	Ht.	Wt.	Yr.	Hometown/Previous School
0	Treva Abraham	G	5-8	161	Fr.	Sacramento, Calif./Sacramento Charter
1	Nate Schwarze	G	5-11	175	Jr.	Chelsea, Mich./Chelsea
3	Tamir Jackson	G	6-2	190	So.	Paterson, N.J./St. Benedict's Preparatory
4	Connor Frizzelle	G	6-1	180	Jr.	Red Oak, Texas/DeSoto
5	Emerson Herndon	F	6-8	225	Jr.	Houston, Texas/Worthing
11	Suleiman Braimoh	F	6-8	225	Sr.	Manhattan, N.Y./The Lawrenceville School
12	Bryan Beasley	G	6-0	185	Sr.	Pflugerville, Texas/Texas A&M
13	Stuart Pirri	F	6-8	190	So.	Metairie, La./Christian Life Academy
14	Arsalan Kazemi	F	6-7	205	So.	Esfahan, Iran/The Patterson School
15	Trey Stanton	C	6-10	230	Sr.	Friendswood, Texas/Friendswood
20	Lucas Kuipers	F	6-8	225	Jr.	Rochester, Minn./Mayo
30	David Chadwick	F	6-9	215	Fr.	Charlotte, N.C./Hargrave Military
32	Cory Pflieger	G	6-3	185	Sr.	Dickson, Tenn./Dickson County
34	Omar Oraby	C	7-1	250	Fr.	Cairo, Egypt/Modern English School
44	J.R. Reynolds	F	6-6	175	Fr.	Chicago, Ill./Whitney Young Magnet



2009-10 STATISTICS ALL GAMES

Player	GP-GS	Min-Avg.	TOTAL		3-PTS		FT-FTA		REBOUNDS				PF	FO	A	TO	Blk	Stl	Pts	Avg
			FG-FGA	Pct	3FG-FGA	Pct	FT-FTA	Pct	Off	Def	Tot	Avg								
JACKSON, Tamir	31-31	948-30.6	115-305	.377	13-71	.183	91-137	.664	7	62	69	2.2	82	1	94	100	0	53	334	10.8
KAZEMI, Arsalan	30-21	836-27.9	105-198	.530	0-0	.000	100-164	.610	98	174	272	9.1	82	0	36	58	26	47	310	10.3
FRIZZELLE, Connor	31-17	857-27.6	99-276	.359	51-145	.352	43-56	.768	4	53	57	1.8	65	0	63	50	0	21	292	9.4
STANTON, Trey	29-23	720-24.8	92-229	.402	23-67	.343	48-63	.762	33	98	131	4.5	73	1	24	48	16	16	255	8.8
GHORAM, Lawrence	31-30	828-26.7	91-207	.440	18-48	.375	51-85	.600	46	69	115	3.7	81	3	37	46	11	20	251	8.1
KUIPERS, Lucas	31-16	750-24.2	88-229	.384	43-135	.319	29-35	.829	34	72	106	3.4	81	2	29	36	7	14	248	8.0
BRAIMOH, Suleiman	31-12	382-12.3	59-121	.488	0-0	.000	23-43	.535	72	45	117	3.8	55	1	16	28	14	13	141	4.5
HERNDON, Emerson	24-0	125-5.2	17-47	.362	0-0	.000	10-21	.476	8	17	25	1.0	23	1	2	9	4	4	44	1.8
EVERSLEY, Chris	16-1	79-4.9	10-28	.357	3-12	.250	2-7	.286	4	9	13	0.8	3	0	1	6	1	3	25	1.6
HOLLAND, A.J.	26-0	315-12.1	12-48	.250	7-26	.269	9-14	.643	0	26	26	1.0	26	0	37	28	3	18	40	1.5
BEASLEY, Bryan	25-0	191-7.6	13-36	.361	4-17	.235	7-12	.583	2	17	19	0.8	22	0	14	11	0	6	37	1.5
SCHWARZE, Nate	26-4	176-6.8	2-12	.167	2-9	.222	0-0	.000	4	13	17	0.7	19	0	15	9	0	14	6	0.2
PIRRI, Stuart	5-0	8-1.6	0-2	.000	0-2	.000	0-0	.000	0	0	0	0.0	0	0	1	0	0	0	0	0.0
EDOMWONYI, E.	6-0	11-1.8	0-1	.000	0-0	.000	0-1	.000	0	2	2	0.3	2	0	0	2	0	0	0	0.0
TEAM									70	58	128	4.1	0		5				0	
Total	31		703-1739	.404	164-532	.308	413-638	.647	382	715	1097	35.4	614	9	369	436	82	229	1983	64.0
Opponents	31		726-1640	.443	221-633	.349	488-690	.707	317	779	1096	35.4	569	-	431	449	130	236	2161	69.7

2009-10 STATISTICS C-USA GAMES

Player	GP-GS	Min-Avg.	TOTAL		3-PTS		FT-FTA		REBOUNDS				PF	FO	A	TO	Blk	Stl	Pts	Avg
			FG-FGA	Pct	3FG-FGA	Pct	FT-FTA	Pct	Off	Def	Tot	Avg								
JACKSON, Tamir	16-16	496-31.0	58-154	.377	6-28	.214	55-86	.640	4	22	26	1.6	45	0	51	51	0	20	177	11.1
KAZEMI, Arsalan	16-16	489-30.6	56-111	.505	0-0	.000	49-87	.563	55	101	156	9.8	44	0	21	34	14	31	161	10.1
STANTON, Trey	14-14	368-26.3	51-120	.425	14-38	.368	22-27	.815	16	53	69	4.9	38	1	12	23	6	4	138	9.9
KUIPERS, Lucas	16-10	428-26.8	48-128	.375	24-77	.312	21-25	.840	13	35	48	3.0	38	0	17	21	5	11	141	8.8
FRIZZELLE, Connor	16-3	395-24.7	47-132	.356	20-71	.282	24-31	.774	2	28	30	1.9	38	0	31	27	0	10	138	8.6
GHORAM, Lawrence	16-15	454-28.4	51-110	.464	8-26	.308	19-40	.475	20	39	59	3.7	38	1	17	29	5	8	129	8.1
BRAIMOH, Suleiman	16-1	179-11.2	24-56	.429	0-0	.000	11-22	.500	39	14	53	3.3	31	0	7	17	5	5	59	3.7
EVERSLEY, Chris	11-1	62-5.6	8-23	.348	2-10	.200	2-7	.286	2	7	9	0.8	3	0	1	2	1	2	20	1.8
BEASLEY, Bryan	13-0	98-7.5	8-21	.381	2-8	.250	2-2	1.000	0	10	10	0.8	14	0	9	7	0	3	20	1.5
HOLLAND, A.J.	11-0	94-8.5	3-10	.300	2-6	.333	2-2	1.000	0	15	15	1.4	10	0	11	7	0	6	10	0.9
HERNDON, Emerson	11-0	32-2.9	1-10	.100	0-0	.000	2-4	.500	2	4	6	0.5	6	0	1	0	1	1	4	0.4
SCHWARZE, Nate	16-4	122-7.6	1-8	.125	1-6	.167	0-0	.000	2	11	13	0.8	13	0	9	7	0	10	3	0.2
EDOMWONYI, E.	3-0	5-1.7	0-1	.000	0-0	.000	0-0	.000	0	0	0	0.0	1	0	0	1	0	0	0	0.0
PIRRI, Stuart	2-0	3-1.5	0-0	.000	0-0	.000	0-0	.000	0	0	0	0.0	0	0	0	0	0	0	0	0.0
TEAM									39	31	70	4.4	0		2				0	
Total	16		356-884	.403	79-270	.293	209-333	.628	194	370	564	35.2	319	2	187	228	37	111	1000	62.5
Opponents	16		391-848	.461	130-347	.375	256-362	.707	148	396	544	34.0	297	-	231	213	66	134	1168	73.0

Returns in bold.

2009-10 RESULTS (8-23, 1-15 C-USA)

Date	Opponent	Result
Nov. 13-15	RICE BASKETBALL CHALLENGE	
N13	SACRAMENTO STATE	W/81-51
N14	SOUTH ALABAMA	W/71-69
N15	HOUSTON BAPTIST	W/60-46
N19	at Arizona (FSN Arizona)	L/49-66
N24	FURMAN	W/77-65
N29	TEXAS (CBS C)	L/59-77
D2	at Harvard	L/64-85
D5	NORTH TEXAS	L/62-64
D16	SANTA CLARA	W/70-57
D19	at LSU	L/61-65
D23	at Lamar	L/61-77
D29	McNEESE STATE	W/75-62
J2	at TCU	L/58-70
J6	↔ HOUSTON (CSS)	L/66-83
J9	↔ at UCF (CSS)	L/58-77
J13	↔ at Tulane	L/58-72
J16	↔ MEMPHIS (CSS)	L/68-80

J20	↔ SMU	L/65-73
J23	↔ at Tulsa	L/58-62
J30	↔ at East Carolina	W/69-58
F3	↔ TULANE	L/74-79(ot)
F6	↔ UAB	L/65-76
F8	TEXAS A&M INTERNATIONAL	W/73-66
F13	↔ at Southern Miss	L/50-66
F17	↔ at SMU	L/57-67
F20	↔ EAST CAROLINA	L/65-76
F24	↔ MARSHALL	L/54-77
F27	↔ at (25) UTEP	L/64-78
M3	↔ at Houston	L/70-78
M6	↔ UCF	L/59-66
March 10-13	at GMC Sierra C-USA Men's Basketball Championship, Tulsa, Okla.	
M10	vs. (5) Tulsa	L/62-73

↔ Conference USA game. HOME GAMES IN CAPS.

THE BRAUN FILE

Coaching Experience

1975-77	Park High School Assistant Coach
1977-85	Siena Heights College Head Coach – 148-103 (.590) – 8 seasons
1985-96	Eastern Michigan Head Coach – 185-132 (.583) – 11 seasons
1996-08	California Head Coach – 219-154 (.587) – 12 seasons
2008-	Rice Head Coach – 18-45 (.286) – Two seasons

Year	Record	School
1977-78	8-21 (.276)	Siena Heights
1978-79	24-6 (.800)	Siena Heights
1979-80	21-11 (.656)	Siena Heights
1980-81	22-11 (.333)	Siena Heights
1981-82	19-13 (.594)	Siena Heights
1982-83	21-12 (.636)	Siena Heights
1983-84	15-14 (.517)	Siena Heights
1984-85	18-15 (.545)	Siena Heights
1985-86	5-10 (.333)	Eastern Michigan
1986-87	14-15 (.483)	Eastern Michigan
1987-88	22-8 (.733)	Eastern Michigan
1988-89	17-12 (.586)	Eastern Michigan
1989-90	19-13 (.594)	Eastern Michigan
1990-91	26-7 (.788)	Eastern Michigan
1991-92	9-22 (.290)	Eastern Michigan
1992-93	13-17 (.433)	Eastern Michigan
1993-94	15-12 (.556)	Eastern Michigan
1994-95	20-10 (.667)	Eastern Michigan
1995-96	25-6 (.806)	Eastern Michigan
1996-97	23-9 (.719)	California
1997-08	12-15 (.444)	California
1998-99	22-11 (.667)	California
1999-00	18-15 (.545)	California
2000-01	20-11 (.645)	California

2001-02	23-9 (.719)	California
2002-03	22-9 (.710)	California
2003-04	13-15 (.464)	California
2004-05	13-16 (.448)	California
2005-06	20-11 (.645)	California
2006-07	16-17 (.485)	California
2007-08	17-16 (.515)	California
2008-09	10-22 (.313)	Rice
2009-10	8-23 (.258)	Rice
Total	570-434 (.568)	33 seasons

RICE HISTORY

Regular Season Conference

Championships: 3
 1949 (tie) 1954 (tie)
 1970

Conference Tournament

Championships: 1
 1954

Conference Tournament Title Game

Appearances: 4

Year	Opp.	Result
1953	SMU	L, 63-71
1954	Texas	W, 72-71
1956	SMU	L, 73-76 (ot)
1958	TCU	L, 55-57

ALL-TIME COACHING RECORDS

Name	Years	Rec. (Pct.)
Robert Cummings	1914-17	30-11 (.732)
Wilbur Tisdale	1917-19	14-14 (.500)
Leslie Mann	1919-20	6-6 (.500)
Pete Cawthon	1920-21	5-10 (.333)
Howard F. Yerges	1921-22	2-12 (.143)
Phil Arbuckle	1922-23	10-9 (.526)
Franklin Ashcroft	1923-24, 25-27	4-39 (.093)
John P. Nicholson	1924-25	2-12 (.143)
Russell Daugherty	1927-32	25-46 (.352)
Jimmy Kitts	1932-38	48-56 (.462)
Buster Brannon	1938-42, 45-46	85-37 (.697)
Joe Davis	1942-45, 46-49	83-56 (.597)
Don Suman	1949-59	149-106 (.584)
John Frankie	1959-63	39-54 (.419)
George Carlisle	1963-66	18-53 (.254)
Don Knodel	1966-74	76-127 (.374)
Bob Polk	1974-77	17-63 (.213)
Mike Schuler	1977-81	30-76 (.283)
Tommy Suits	1981-87	64-106 (.376)
Scott Thompson	1987-92	65-79 (.451)
Willis Wilson	1992-08	219-246 (.471)
Ben Braun	2008-	18-45 (.286)

YEAR BY YEAR

Year	Coach	Record
1914-15	Robert Cummings	8-1
1915-16	Robert Cummings	12-5
1916-17	Robert Cummings	10-5
1917-18	Wilbur Tisdale	10-4
1918-19	Wilbur Tisdale	4-10
1919-20	Leslie Mann	6-6
1920-21	Pete Cawthon	5-10
1921-22	Howard F. Yerges	2-12
1922-23	Phil Arbuckle	10-9
1923-24	Franklyn Ashcraft	3-17
1924-25	John P. Nicholson	2-12
1925-26	Franklyn Ashcraft	1-13
1926-27	Franklyn Ashcraft	0-9
1927-28	Russell Daugherty	3-9
1928-29	Russell Daugherty	2-10
1929-30	Russell Daugherty	7-9
1930-31	Russell Daugherty	8-9
1931-32	Russell Daugherty	5-9
1932-33	Jimmy Kitts	8-9
1933-34	Jimmy Kitts	8-6
1934-35	Jimmy Kitts	8-4
1935-36	Jimmy Kitts	12-10
1936-37	Jimmy Kitts	6-10
1937-38	Jimmy Kitts	6-17
1938-39	Buster Brannon	10-11
1939-40	Buster Brannon	25-4 NCAA (1-1)
1940-41	Buster Brannon	18-6
1941-42	Buster Brannon	22-5 NCAA (0-2)
1942-43	Joe Davis	17-9 NIT (0-1)
1943-44	Joe Davis	15-5
1944-45	Joe Davis	20-1
1945-46	Buster Brannon	10-11
1946-47	Joe Davis	8-16
1947-48	Joe Davis	10-14
1948-49	Joe Davis	13-11
1949-50	Don Suman	8-15
1950-51	Don Suman	8-15
1951-52	Don Suman	9-15
1952-53	Don Suman	16-6
1953-54	Don Suman	23-5 NCAA (1-1)
1954-55	Don Suman	10-13
1955-56	Don Suman	19-5
1956-57	Don Suman	16-8
1957-58	Don Suman	13-11
1958-59	Don Suman	11-13
1959-60	John Frankie	4-20
1960-61	John Frankie	11-12
1961-62	John Frankie	12-11
1962-63	John Frankie	12-11
1963-64	George Carlisle	15-9
1964-65	George Carlisle	2-22
1965-66	George Carlisle	1-22
1966-67	Don Knodel	7-17
1967-68	Don Knodel	8-16
1968-69	Don Knodel	10-14
1969-70	Don Knodel	14-11 NCAA (0-1)
1970-71	Don Knodel	14-12
1971-72	Don Knodel	6-20
1972-73	Don Knodel	7-19
1973-74	Don Knodel	10-18
1974-75	Bob Polk	5-21
1975-76	Bob Polk	3-24
1976-77	Bob Polk	9-18
1977-78	Mike Schuler	4-22
1978-79	Mike Schuler	7-20
1979-80	Mike Schuler	7-19
1980-81	Mike Schuler	12-15
1981-82	Tommy Suits	15-15
1982-83	Tommy Suits	8-20
1983-84	Tommy Suits	13-17
1984-85	Tommy Suits	11-16
1985-86	Tommy Suits	9-19
1986-87	Tommy Suits	8-19
1987-88	Scott Thompson	6-21
1988-89	Scott Thompson	12-16
1989-90	Scott Thompson	11-17
1990-91	Scott Thompson	16-14 NIT (0-1)
1991-92	Scott Thompson	20-11
1992-93	Willis Wilson	19-9 NIT (1-1)
1993-94	Willis Wilson	15-14
1994-95	Willis Wilson	15-13
1995-96	Willis Wilson	14-14
1996-97	Willis Wilson	12-15
1997-98	Willis Wilson	6-22
1998-99	Willis Wilson	18-10
1999-00	Willis Wilson	5-22
2000-01	Willis Wilson	14-16
2001-02	Willis Wilson	10-19
2002-03	Willis Wilson	19-10
2003-04	Willis Wilson	22-11 NIT (0-1)
2004-05	Willis Wilson	19-12 NIT (0-1)
2005-06	Willis Wilson	12-16
2006-07	Willis Wilson	16-16
2007-08	Willis Wilson	3-27
2008-09	Ben Braun	10-22
2009-10	Ben Braun	8-23
96 Seasons		1,003-1,263 (.443)

YEAR-BY-YEAR IN C-USA

Year	Overall	C-USA	C-USA Finish	C-USA Tourn. Seed	C-USA Tourn. Finish	Postseason
2005-06	12-16	6-8	6t	7	0-1	—
2006-07	16-16	8-8	7	7	2-1	—
2007-08	3-27	0-16	12	12	0-1	—
2008-09	10-22	4-12	10t	10	1-1	—
2009-10	8-23	1-15	12	12	0-1	—
Totals	49-104	19-59			3-5	





SMU MUSTANGS

QUICK FACTS

Location:

Dallas, Texas

Founded:

1911

Enrollment:

10,981

Nickname:

Mustangs

Colors:

Red and Blue

Arena:

Moody Coliseum (8,998)

President:

Dr. R. Gerald Turner

Director of Athletics:

Steve Orsini

Faculty Athletics Rep:

Dr. Paul Rogers III

Senior Woman Administrator:

Monique Holland

SPORTS INFORMATION

Basketball SID:

Herman Hudson

E-mail:

hermanh@smu.edu

Office Phone:

(214) 768-1304

Cell Phone:

(214) 924-0358

SID Fax:

(214) 768-2044

Press Row:

(214) 768-7742

BASKETBALL FACTS

Letterwinners Returning/Lost: 10/4

Starters Returning/Lost: 3/3

2009-10 Overall Record: 14-17

2009-10 C-USA Record: 7-9

C-USA Championship:

0-1, First Round

Postseason:

None

All-Time Record:

1,169-1,115 (.513), 94 seasons

NCAA Tournament Appearances: 10

(1955, 56, 57, 65, 66, 67, 84, 85, 88, 93)

NCAA Record: 10-12 (.455)

NIT Appearances: 2 (1986, 2000)

NIT Record: 0-2 (.000)



Moody Coliseum



Matt Doherty

Matt Doherty HEAD COACH

Alma Mater: North Carolina '84

Hometown: East Meadow, N.Y.

Born: Feb. 25, 1962

Career Record: 137-146 (Nine Years)

Record at SMU: 47-75 (Four Years)

C-USA Record: 17-47 (Four Years)

C-USA Championship Record: 0-4 (Four Years)

NCAA Tournament Record: 1-1 (1)

NIT Record: 6-2 (2)



ASSISTANT COACHES:

Larry Mangino – 1st year (Montclair State '83)

Jerry Hobbie – 1st year (Fordham '85)

Reggie Brown – 2nd year (UT-Arlington)



Dr. R. Gerald Turner,
President



Steve Orsini,
Athletics Director



Monique Holland,
SWA



Herman Hudson,
Basketball SID

FOLLOW THE MUSTANGS ONLINE

Official Website

www.SMUMustangs.com

Facebook

SMU Mustangs

Twitter

<http://twitter.com/SMUMustangs>

<http://twitter.com/MattDohertySMU>

YouTube

<http://www.youtube.com/SMUMustangsAthletics>



2010-11 SCHEDULE

NOVEMBER

Fri. 12	ARKANSAS LITTLE ROCK	8 p.m.
Tue. 16	at TCU	7 p.m.
Nov. 19-21 SMU INVITATIONAL		
Fri. 19	UC RIVERSIDE	3 p.m.
Sat. 20	PORTLAND STATE	5:30 p.m.
Sun. 21	LAMAR	7 p.m.
Wed. 24	WAYLAND BAPTIST	7 p.m.
Sun. 28	CENTRAL ARKANSAS	2 p.m.

DECEMBER

Wed. 1	at Louisiana Tech	7 p.m.
Sat. 4	GRAMBLING STATE	5 p.m.
Sat. 18	at McMurry	7:30 p.m.
Wed. 22	ALABAMA STATE	7 p.m.
Mon. 29	SOUTHEAST MISSOURI STATE	7 p.m.

JANUARY

Sat. 1	DALLAS CHRISTIAN	2 p.m.
Wed. 5	MISSISSIPPI	7 p.m.
Sat. 8	↔ at Tulane	2 p.m.
Wed. 12	↔ MEMPHIS	7 p.m.
Sat. 15	↔ HOUSTON	2 p.m.
Wed. 19	↔ at UAB	
Sat. 22	↔ SOUTHERN MISS	2 p.m.
Wed. 26	↔ at Tulsa	7 p.m.
Sat. 29	↔ at Rice	2 p.m.

FEBRUARY

Wed. 2	↔ EAST CAROLINA	7 p.m.
Wed. 9	↔ TULANE	7 p.m.
Sat. 12	↔ at UTEP	8:05 p.m.
Wed. 16	↔ at Houston	7 p.m.
Sat. 19	↔ TULSA	2 p.m.
Wed. 23	↔ RICE	7 p.m.
Sat. 26	↔ at Marshall	6 p.m.

MARCH

Wed. 2	↔ at UCF	6 p.m.
Sat. 5	↔ UTEP	2 p.m.
March 9-12 at C-USA Men's Basketball Championship (El Paso, Texas)		

Home games in CAPS. ↔ Conference games. All Times Central and subject to change.

MUSTANGS NOTEBOOK

- ↔ The 2009-10 season saw SMU post its most wins (7) and best finish (tied for 7th) since joining Conference USA for the 2005-06 season.
- ↔ Senior forward **Papa Dia** returns following an All-Conference USA third team selection last season (12.6 pts, 8.6 rebs, 1.2 blks). Last season was the first time SMU has had multiple All-Conference selections (Dia and Derek Williams) since the 2001-02 season.
- ↔ The Mustangs have six seniors on the 2010-11 roster: **Papa Dia, Ryan Harp, Myles Luttman, Collin Mangrum, Tomasz Kwiatkowski**, and **Mike Walker**. SMU had just two last season (**Mouhammad Faye** and **Derek Williams**) and only one in 2008-09 (**Bamba Fall**).
- ↔ SMU finished second in scoring defense in league play last season, allowing just 61.0 points per game. In C-USA games, the Mustangs held opponents to 11.9 points off their scoring average. The scoring defense in league play was the best for SMU since holding opponents to 60.9 per Southwest Conference game in 1958-59.
- ↔ Last season, the Mustangs recorded their first Conference USA wins over Memphis (70-60 on Jan. 30) and Houston (94-83 on Feb. 27).



2010-11 ROSTER

No.	Name	Pos.	Ht.	Wt.	Yr.	Hometown/Previous School
0	Rodney Clinkscapes	G	6-1	190	Jr.	Zion, Ill./Dodge City CC [Kan.]
1	Collin Mangrum	G	6-5	190	Sr.	Howe, Texas/North Texas
2	Justin Haynes	G/F	6-5	192	Jr.	Palmdale, Calif./Palmdale
3	Leslee Smith	F	6-7	245	Fr.	Humble, Texas/Christian Life Center
4	Troy Alexander	G	6-1	180	Jr.	Dallas, Texas/Santa Clara
5	Ricmonds Vilde	F	6-9	230	Fr.	Riga, Latvia/Lee Academy [Maine]
10	Ryan Barbre	G	6-1	185	So.	Arlington, Texas/Arlington Martin
11	London Giles	G	6-3	185	Jr.	Dallas, Texas/Nevada
12	Jeremiah Samarrippas	G	5-10	160	Fr.	Bartow, Fla./Bartow Senior
13	Aliaksei Patsevich	G	6-4	180	So.	Minsk, Belarus/Colin County CC [Texas]
14	Tomasz Kwiatkowski	C	7-1	250	Sr.	Bydgoszcz, Poland/Lee Academy [Maine]
15	Austin Horn	G	6-3	170	So.	Southlake, Texas/Southlake Carroll
22	Mike Walker	G	6-1	195	Sr.	Iowa City, Iowa/South Kent [Conn.]
24	Robert Nyakundi	F	6-8	220	Jr.	Arlington, Texas/Bowie
30	Ryan Harp	G	6-4	195	Sr.	Abilene, Texas/Abilene Cooper
42	Papa Dia	F	6-9	235	Sr.	St. Louis, Senegal/SEEDS Academy
44	Myles Luttman	C	6-11	230	Sr.	Birmingham, England/San Diego City College

2009-10 STATISTICS ALL GAMES

Player	GP-GS	Min-Avg.	TOTAL		3-PTS		FT-FTA		REBOUNDS			PF	FO	A	TO	Blk	Stl	Pts	Avg	
			FG-FGA	Pct	3FG-FGA	Pct	Pct	Off	Def	Tot	Avg									
WILLIAMS, Derek	31-29	1129-36.4	168-384	.438	38-124	.306	140-185	.757	15	83	98	3.2	56	0	114	76	3	29	514	16.6
DIA, Papa	31-31	886-28.6	143-263	.544	0-0	.000	96-120	.800	94	172	266	8.6	89	6	40	88	38	25	382	12.3
FAYE, Mouhammad	28-15	718-25.6	108-240	.450	30-91	.330	54-83	.651	46	101	147	5.3	63	2	24	43	16	17	300	10.7
NYAKUNDI, Robert	27-15	591-21.9	63-155	.406	46-115	.400	33-38	.868	20	67	87	3.2	53	2	20	23	6	12	205	7.6
McCOY, Paul	21-16	631-30.0	50-139	.360	9-39	.231	46-74	.622	12	61	73	3.5	41	2	49	57	2	26	155	7.4
HAYNES, Justin	31-27	774-25.0	67-110	.609	6-19	.316	34-71	.479	32	56	88	2.8	67	1	24	36	2	31	174	5.6
CLINKSCALES, Rodney	27-9	478-17.7	41-105	.390	27-66	.409	15-17	.882	5	25	30	1.1	25	0	20	17	1	13	124	4.6
WALKER, Mike	28-8	328-11.7	28-70	.400	21-52	.404	4-5	.800	0	13	13	0.5	28	0	11	16	0	7	81	2.9
BARBRE, Ryan	6-0	35-5.8	5-15	.333	5-13	.385	0-0	.000	1	4	5	0.8	0	0	2	3	0	0	15	2.5
OTIS, Frank	29-2	320-11.0	23-42	.548	0-0	.000	16-30	.533	33	56	89	3.1	59	3	23	30	4	13	62	2.1
HORN, Austin	2-0	4-2.0	1-1	1.000	1-1	1.000	0-0	.000	0	0	0	0.0	0	0	0	0	0	0	3	1.5
HARP, Ryan	16-3	190-11.9	9-22	.409	0-1	.000	5-7	.714	7	16	23	1.4	10	0	5	14	3	2	23	1.4
LUTTMAN, Myles	20-0	111-5.6	4-8	.500	0-0	.000	7-13	.538	6	22	28	1.4	25	0	1	9	1	1	15	0.8
KWIATKOWSKI, Tomasz	2-0	5-2.5	0-0	.000	0-0	.000	0-0	.000	0	1	1	0.5	2	0	0	0	0	0	0	0.0
TEAM									44	40	84	2.7	0		13				0	
Total	31		710-1554	.457	183-521	.351	450-643	.700	315	717	1032	33.3	518	16	333	425	76	176	2053	66.2
Opponents	31		700-1640	.427	230-643	.358	368-498	.739	291	626	917	29.6	570	-	390	363	67	196	1998	64.5

2009-10 STATISTICS C-USA GAMES

Player	GP-GS	Min-Avg.	TOTAL		3-PTS		FT-FTA		REBOUNDS			PF	FO	A	TO	Blk	Stl	Pts	Avg	
			FG-FGA	Pct	3FG-FGA	Pct	Pct	Off	Def	Tot	Avg									
WILLIAMS, Derek	16-16	627-39.2	90-215	.419	26-75	.347	60-79	.759	6	48	54	3.4	27	0	64	39	1	13	266	16.6
DIA, Papa	16-16	493-30.8	81-154	.526	0-0	.000	60-74	.811	45	100	145	9.1	46	2	24	48	23	16	222	13.9
FAYE, Mouhammad	14-3	333-23.8	51-105	.486	18-42	.429	20-34	.588	23	42	65	4.6	29	0	10	21	0	8	140	10.0
NYAKUNDI, Robert	16-13	437-27.3	42-111	.378	32-86	.372	27-31	.871	14	50	64	4.0	36	1	10	16	3	8	143	8.9
CLINKSCALES, Rodney	12-7	290-24.2	17-56	.304	13-39	.333	7-8	.875	3	12	15	1.3	11	0	13	11	1	9	54	4.5
HAYNES, Justin	16-15	396-24.8	23-40	.575	2-6	.333	14-29	.483	16	34	50	3.1	38	1	17	23	1	18	62	3.9
McCOY, Paul	7-3	178-25.4	5-22	.227	2-8	.250	10-15	.667	2	8	10	1.4	10	0	7	13	1	4	22	3.1
WALKER, Mike	15-6	196-13.1	13-35	.371	7-21	.333	4-5	.800	0	8	8	0.5	14	0	7	10	0	2	37	2.5
OTIS, Frank	16-1	159-9.9	11-26	.423	0-0	.000	11-17	.647	15	32	47	2.9	33	2	15	14	1	7	33	2.1
BARBRE, Ryan	3-0	16-5.3	2-6	.333	2-5	.400	0-0	.000	0	1	1	0.3	0	0	2	1	0	0	6	2.0
HARP, Ryan	2-0	17-8.5	1-1	1.000	0-0	.000	0-0	.000	1	2	3	1.5	0	0	1	1	1	0	2	1.0
LUTTMAN, Myles	11-0	58-5.3	3-4	.750	0-0	.000	3-4	.750	3	12	15	1.4	13	0	0	5	1	0	9	0.8
TEAM									22	21	43	2.7	0		9				0	
Total	16		339-775	.437	102-282	.362	216-296	.730	150	370	520	32.5	257	6	170	211	33	85	996	62.2
Opponents	16		335-826	.406	123-362	.340	183-256	.715	160	330	490	30.6	279	-	188	175	40	102	976	61.0

Returns in bold.

2009-10 RESULTS (14-17, 7-9 C-USA)

Date	Opponent	Result
N13	SOUTH FLORIDA	L/61-67
N16	TEXAS A&M	L/68-80
N21	FLORIDA GULF COAST	W/79-62
N23	HUSTON-TILLOTSON	W/69-65
D2	TCU	L/53-60
D7	TEXAS STATE	W/94-86
D19	at Occidental	W/77-49
Dec. 22-25 at Hawaiian Airlines Diamond Head Classic, Honolulu, Hawaii		
D22	vs. (20) UNLV (ESPNU)	L/53-67
D24	vs. Charleston (ESPNU)	L/71-72
D25	vs. Northeastern	L/62-73
D30	ARMY	W/71-63
J2	at Texas State	L/86-91
J6	↔ at UTEP	L/45-49
J9	NORTH CAROLINA CENTRAL	W/78-50
J13	↔ TULSA (TW Texas)	L/56-63
J16	↔ UAB	L/62-63
J20	↔ at Rice	W/73-65
J23	HOUSTON BAPTIST	W/82-68
J27	↔ UCF (TW Texas)	W/65-43
J30	↔ MEMPHIS (TW Texas)	W/70-60
F2	↔ at Southern Miss	L/53-56
F6	↔ at Tulane	W/66-48
F10	↔ UTEP (TW Texas)	L/51-62
F13	↔ at Houston	L/60-66
F17	↔ RICE	W/67-57
F20	↔ at Memphis (TW Texas)	L/63-76
F24	↔ at East Carolina (CBS C)	W/59-54
F27	↔ HOUSTON (TW Texas)	W/94-83
M3	↔ at Tulsa	L/55-58
M6	↔ MARSHALL (TW Texas)	L/57-73
March 10-13 at GMC Sierra C-USA Men's Basketball Championship (Tulsa, Okla.)		
M10	vs. (9) UCF	L/53-69

↔ Conference USA game. HOME GAMES IN CAPS.

THE DOHERTY FILE

Coaching Experience

1989-92	Davidson Asst. Coach
1992-99	Kansas Asst. Coach
1999-00	Notre Dame Head Coach – 22-15 (.595) – 1 season
2000-03	North Carolina Head Coach – 53-43 (.552) – 3 seasons
2005-06	Florida Atlantic Head Coach – 15-13 (.536) – 1 season
2006-	SMU Head Coach – 47-75 (.385) – 4 seasons

Year	Record	School
1999-00	22-15 (.595)	Notre Dame
2000-01	26-7 (.788)	North Carolina
2001-02	8-20 (.286)	North Carolina
2002-03	19-16 (.543)	North Carolina
2005-06	15-13 (.536)	Florida Atlantic
2006-07	14-17 (.452)	SMU
2007-08	10-20 (.333)	SMU
2008-09	9-21 (.300)	SMU
2009-10	14-17 (.452)	SMU
Total	137-146 (.484)	9 seasons

SMU HISTORY

Regular Season Conference

Championships: 14

1917	1935
1937	1955
1956	1957
1958	1962
1965	1966
1967	1972
1988	1993

Conference Tournament

Championships: 1

Conference Tournament Title Game

Appearances: 2

Year	Opp.	Result
1983	Houston	L, 75-59
1988	Baylor	W, 75-64

ALL-TIME COACHING RECORDS

Name	Years	Rec. (Pct.)
Dale Morrison	1916-17	12-2 (.857)
Burton Rix	1917-21	24-36 (.400)
R.N. Blackwell	1921-22	8-14 (.364)
H.A. Faulkner	1922-24	19-26 (.422)
J.W. St. Clair	1924-38	140-108 (.565)
F.C. Baccus	1938-42,	
	45-47	55-71 (.437)
James Stewart	1942-44	18-17 (.514)
Roy D. Baccus	1944-45	11-10 (.524)
E.O. (Doc) Hayes	1947-67	299-192 (.609)
Bob Prewitt	1967-75	88-115 (.433)
Sonny Allen	1975-80	61-77 (.442)
Dave Bliss	1980-88	142-101 (.584)
John Shumate	1988-95	78-118 (.398)
Mike Dement	1995-2004	138-120 (.535)
Robert Lineburg	2004	2-3 (.400)
Jimmy Tubbs	2004-2006	27-30 (.474)
Matt Doherty	2006-	47-75 (.385)

SMU

38

YEAR BY YEAR

Year	Coach	Record									
1916-17	Dale Morrison	12-2	1946-47	F.C. Baccus	14-8	1977-78	Sonny Allen	10-18	1995-96	Mike Dement	8-20
1917-18	Burton Rix	5-4	1947-48	E.O. (Doc) Hayes	13-10	1978-79	Sonny Allen	11-16	1996-97	Mike Dement	16-12
1918-19	Burton Rix	7-8	1948-49	E.O. (Doc) Hayes	11-13	1979-80	Sonny Allen	16-12	1997-98	Mike Dement	18-10
1919-20	Burton Rix	6-11	1949-50	E.O. (Doc) Hayes	10-13	1980-81	Dave Bliss	7-20	1998-99	Mike Dement	15-15
1920-21	Burton Rix	6-14	1950-51	E.O. (Doc) Hayes	14-10	1981-82	Dave Bliss	6-21	1999-00	Mike Dement	21-9 NIT (0-1)
1921-22	R.N. Blackwell	8-11	1951-52	E.O. (Doc) Hayes	11-13	1982-83	Dave Bliss	19-11	2000-01	Mike Dement	18-12
1922-23	H.A. Faulkner	10-11	1952-53	E.O. (Doc) Hayes	8-12	1983-84	Dave Bliss	25-8 NCAA (1-1)	2001-02	Mike Dement	15-14
1923-24	H.A. Faulkner	9-15	1953-54	E.O. (Doc) Hayes	13-9	1984-85	Dave Bliss	23-10 NCAA (1-1)	2002-03	Mike Dement	17-13
1924-25	J.W. St. Clair	5-11	1954-55	E.O. (Doc) Hayes	15-11 NCAA (0-2)	1985-86	Dave Bliss	18-11 NIT (0-1)	2003-04	Dement/Lineburg*	12-18
1925-26	J.W. St. Clair	10-6	1955-56	E.O. (Doc) Hayes	26-4 NCAA (3-2)	1986-87	Dave Bliss	16-13	2004-05	Jimmy Tubbs	14-14
1926-27	J.W. St. Clair	12-5	1956-57	E.O. (Doc) Hayes	22-4 NCAA (1-1)	1987-88	Dave Bliss	28-7 NCAA (1-1)	2005-06	Jimmy Tubbs	13-16
1927-28	J.W. St. Clair	14-3	1957-58	E.O. (Doc) Hayes	15-10	1988-89	John Shumate	13-16	2006-07	Matt Doherty	14-17
1928-29	J.W. St. Clair	7-9	1958-59	E.O. (Doc) Hayes	16-8	1989-90	John Shumate	10-18	2007-08	Matt Doherty	10-20
1929-30	J.W. St. Clair	8-10	1959-60	E.O. (Doc) Hayes	17-7	1990-91	John Shumate	12-17	2008-09	Matt Doherty	9-21
1930-31	J.W. St. Clair	15-8	1960-61	E.O. (Doc) Hayes	12-12	1991-92	John Shumate	10-18	2009-10	Matt Doherty	14-17
1931-32	J.W. St. Clair	9-13	1961-62	E.O. (Doc) Hayes	18-7	1992-93	John Shumate	20-8 NCAA (0-1)	94 Seasons	1,155-1,098 (.513)	
1932-33	J.W. St. Clair	9-9	1962-63	E.O. (Doc) Hayes	12-12	1993-94	John Shumate	6-21	*Robert Lineburg coached final five games of season (2-3)		
1933-34	J.W. St. Clair	11-9	1963-64	E.O. (Doc) Hayes	12-12	1994-95	John Shumate	7-20			
1934-35	J.W. St. Clair	14-3	1964-65	E.O. (Doc) Hayes	17-10 NCAA (1-1)						
1935-36	J.W. St. Clair	4-8	1965-66	E.O. (Doc) Hayes	17-9 NCAA (1-1)						
1936-37	J.W. St. Clair	13-8	1966-67	E.O. (Doc) Hayes	20-6 NCAA (1-1)						
1937-38	J.W. St. Clair	9-6	1967-68	Bob Prewitt	6-18						
1938-39	F.C. Baccus	14-8	1968-69	Bob Prewitt	12-12						
1939-40	F.C. Baccus	7-13	1969-70	Bob Prewitt	5-19						
1940-41	F.C. Baccus	10-10	1970-71	Bob Prewitt	16-10						
1941-42	F.C. Baccus	3-16	1971-72	Bob Prewitt	16-11						
1942-43	James Stewart	10-8	1972-73	Bob Prewitt	10-15						
1943-44	James Stewart	8-9	1973-74	Bob Prewitt	15-12						
1944-45	Roy D. Baccus	11-10	1974-75	Bob Prewitt	8-18						
1945-46	F.C. Baccus	7-16	1975-76	Sonny Allen	16-12						
			1976-77	Sonny Allen	8-19						

YEAR-BY-YEAR IN C-USA

Year	Overall	C-USA	C-USA	C-USA	C-USA	Postseason
		Finish	Tourn.	Seed	Finish	
2005-06	13-16	4-10	10	10	1-1	—
2006-07	14-17	3-13	11	11	0-1	—
2007-08	10-20	4-12	11	11	0-1	—
2008-09	9-21	3-13	12	12	0-1	—
2009-10	14-17	7-9	7t	8	0-1	—
Totals	60-91	24-57			1-5	



SOUTHERN MISS

GOLDEN EAGLES

QUICK FACTS

Location:

Hattiesburg, Miss.

Founded:

1910

Enrollment:

15,000

Nickname:

Golden Eagles

Colors:

Black and Gold

Arena:

Reed Green Coliseum (8,095)

President:

Dr. Martha D. Saunders

Director of Athletics:

Richard Giannini

Faculty Athletics Rep:

Dr. Dennis Phillips

Senior Woman Administrator:

Sonya Varnell

SPORTS INFORMATION

Basketball SID:

Tim Andrzejewski

E-mail:

timothy.andrzejewski@usm.edu

Office Phone:

(601) 266-4503

Cell Phone:

(662) 312-7663

SID Fax:

(601) 266-4507

Press Row:

(601) 266-5428

BASKETBALL FACTS

Letterwinners Returning/Lost: 7/8

Starters Returning/Lost: 5/0

2009-10 Overall Record: 20-14

2009-10 C-USA Record: 8-8

2010 C-USA Championship:

2-1, Semifinals

Postseason: CIT

All-Time Record:

1,097-943 (.537), 91 seasons

NCAA Tournament Appearances:

2 (1990, 91)

NCAA Record: 0-2 (.000)

NIT Appearances:

8 (1981, 86, 87-1st, 88, 94, 95, 98, 2001)

NIT Record: 6-7 (.462)



Reed Green Coliseum



Larry Eustachy

Larry Eustachy HEAD COACH

Alma Mater: Long Beach State '79

Hometown: Alameda, Calif.

Born: Dec. 1, 1955

Career Record: 335-225 (19)

Record at Southern Miss: 95-94 (6)

C-USA Record: 35-59 (6)

C-USA Championship Record: 7-5 (5)

NCAA Tournament Record: 3-3 (3)

NIT Record: 0-2 (2)



ASSOCIATE HEAD COACH

Steve Barnes - 7th year (Azusa Pacific '80)

ASSISTANT COACHES

Greg Heiar - 2nd year (Mount St. Claire '00)

Ricky Wilson - 6th year (Idaho '94)



Dr. Martha D. Saunders,
President



Richard Giannini,
Athletics Director



Sonya Varnell, SWA



Tim Andrzejewski,
Basketball SID

FOLLOW THE EAGLES ONLINE

Official Website

www.SouthernMiss.com

Facebook

Southern Miss Athletics

Twitter

<http://twitter.com/USMGoldenEagles>

<http://twitter.com/CoachFedora>

<http://twitter.com/Dickievusm>



SOUTHERN MISS

2010-11 SCHEDULE

NOVEMBER

Fri. 12	at USF	6 p.m.
Wed. 17	SOUTH ALABAMA	7 p.m.
Mon. 22	McNEESE STATE	7 p.m.
Sat. 27	SPRING HILL	7 p.m.

DECEMBER

Wed. 1	ALCORN STATE	7 p.m.
Sat. 4	at Ole Miss (ESPNU)	7 p.m.
Sat. 11	at Cal State Monterey Bay	4 p.m.
Sun. 12	at California	4 p.m.

Dec. 22-24 at Cancun Governor's Cup

Wed. 22	vs. East Tennessee State	1:30 p.m.
Thu. 23	vs. Northeastern/Saint Louis	TBD
Fri. 24	TBD	TBD

Dec. 29-30 HARDWOOD CLUB HOLIDAY TOURNAMENT

Wed. 29	MISSISSIPPI VALLEY STATE	7 p.m.
Thu. 30	SAVANNAH STATE/SOUTHEASTERN LOUISIANA	

JANUARY

Wed. 5	↔ HOUSTON (CSS)	8 p.m.
Sat. 8	↔ at Marshall	6 p.m.
Wed. 12	↔ at Rice	7 p.m.
Sat. 15	↔ UCF	4 p.m.
Wed. 19	↔ MEMPHIS (CSS)	6 p.m.
Sat. 22	↔ at SMU	2 p.m.
Wed. 26	↔ at East Carolina	6 p.m.
Sat. 29	↔ TULANE	4 p.m.

FEBRUARY

Wed. 2	↔ at UAB	7 p.m.
Sat. 5	↔ MARSHALL (CSS)	5 p.m.
Sat. 12	↔ at Memphis (ESPN/ESPN2)	5 p.m.
Wed. 16	↔ UTEP	7 p.m.
Sat. 19	↔ EAST CAROLINA	4 p.m.
Tue. 22	LOYOLA (N.O.)	7 p.m.
Sat. 26	↔ at UCF	6 p.m.

MARCH

Wed. 2	↔ UAB (CSS)	6 p.m.
Sat. 5	↔ at Tulsa (CBS C)	5 p.m.

March 9-12 at C-USA Men's Basketball Championship (El Paso, Texas)

Home games in CAPS. ↔ Conference games. All Times Central and subject to change.

EAGLES NOTEBOOK

- ↔ When Southern Miss begins the 2010-11 campaign, head coach **Larry Eustachy** will have his most experienced squad yet, as the Golden Eagles return seven letterwinners, including all five starters. The Golden Eagles, who went 20-14 last year, return a combined 56.3 points from last year, or 87 percent. The Black and Gold also welcome back 29.7 of the team's 37.8 rebounds per game, or 86 percent of the teams total rebounds.
- ↔ With five more wins, Southern Miss head coach **Larry Eustachy** will become just the fourth coach in Golden Eagle history to record 100 victories in their time coaching the Black and Gold, joining M.K. Turk (301), Lee Floyd (246) and James Green (123).
- ↔ Senior **Sai'Quon Stone** could become a member of an exclusive club at Southern Miss. With 173 points and 39 assists, Stone will become just the third Golden Eagle ever to record 1,000 points, 500 rebounds and 200 assists in their career. Stone currently sits at 827 points, 526 rebounds and 161 assists. John White (1,331 points, 500 rebounds, 298 assists) and Courtney Beasley (1,461 points 641 rebounds, 202 assists) are currently the only Golden Eagles to achieve the feat.
- ↔ Southern Miss historically has been tough on the boards. In fact, you have to go back to the 2001-02 season when the Eagles lost the rebounding battle. Last year, its work on the boards was a big reason they reached 20 wins for the second time in four years. The Golden Eagles outrebounded their opponents in 26 of 34 games. In fact, their rebound margin of +7.0 (37.8-30.8) was the eighth-best in the country.

40 SOUTHERN MISS

2010-11 ROSTER

No.	Name	Pos.	Ht.	Wt.	Yr.	Hometown/Previous School
0	LaShay Page	G	6-2	180	So.	Dillon, S.C./Dillon
1	Maurice Bolden	G	6-10	200	Jr.-R	Jackson, Miss./Marion Military Academy
3	Josimar Ayarza	F	6-9	235	Sr.	Panama City, Panama/Cuesta JC
4	Gary Flowers	F	6-8	214	Sr.	Dallas, Texas/Chipola JC
5	Torye Pelham	F	6-6	225	Sr.	Nashville, Tenn./Chipola JC
10	Cedric Jenkins	G	6-2	185	Fr.	LaPlace, La./Riverside Academy
14	Sai'Quon Stone	G	6-6	225	Sr.-R	Brooklyn, N.Y./Laurinburg Prep
15	R.L. Horton	G	6-0	180	Sr.	Jackson, Miss./Lanier
22	Kody Williams	G	6-2	180	Fr.	Niceville, Fla./Niceville
23	Angelo Johnson	G	6-0	180	Jr.-R	Minneapolis, Minn./USC
25	Ahyaro Phillips	F	6-8	210	Jr.	New Orleans, La./Lamar State (Texas) JC
31	Kayland Partee	G	6-1	180	So.	Jackson, Miss./Holmes CC
32	Trency Jackson	G	6-2	175	Fr.	Jackson, Miss./Jackson Wingfield
33	Devonte Newbill	G	6-4	195	Fr.	Philadelphia, Pa./Strawberry Mansion

C-USA



SOUTHERN MISS



2009-10 STATISTICS ALL GAMES

Player	GP-GS	Min-Avg.	TOTAL			3-PTS		FT-FTA	Pct	REBOUNDS			PF	FO	A	TO	Blk	Stl	Pts	Avg
			FG-FGA	Pct	3FG-FGA	Pct	Off			Def	Tot	Avg								
FLOWERS, Gary	33-32	1034-31.3	203-437	.465	25-76	.329	65-98	.663	83	190	273	8.3	92	2	45	81	60	26	496	15.0
JOHNSON, Angelo	34-34	1110-32.6	103-288	.358	36-111	.324	101-124	.815	16	86	102	3.0	82	3	89	63	4	33	343	10.1
HORTON, R.L.	34-30	1097-32.3	108-289	.374	30-99	.303	67-103	.650	10	90	100	2.9	67	0	66	46	0	19	313	9.2
BOLDEN, Maurice	34-19	761-22.4	92-226	.407	27-77	.351	86-110	.782	65	135	200	5.9	82	1	24	65	18	15	297	8.7
AYARZA, Josimar	29-6	451-15.6	63-131	.481	2-7	.286	44-66	.667	42	53	95	3.3	56	0	7	34	13	7	172	5.9
STONE, Sai'Quon	34-29	855-25.1	40-106	.377	0-1	.000	101-126	.802	63	67	130	3.8	82	4	36	50	5	21	181	5.3
AWAJI, Buchi	31-2	539-17.4	60-147	.408	29-77	.377	16-24	.667	17	61	78	2.5	33	0	26	25	3	20	165	5.3
PELHAM, Torye	29-12	466-16.1	46-90	.511	1-9	.111	19-23	.826	59	51	110	3.8	53	0	6	18	15	25	112	3.9
STEPHENS, Andre	24-4	162-6.8	19-37	.514	0-0	.000	12-22	.545	18	24	42	1.8	25	1	0	10	1	4	50	2.1
PENNINGTON, L.	14-0	96-6.9	10-26	.385	5-17	.294	1-4	.250	0	15	15	1.1	11	0	4	4	1	2	26	1.9
LINO, Gustavo	7-0	24-3.4	2-5	.400	0-0	.000	6-6	1.000	2	5	7	1.0	4	0	0	2	1	1	10	1.4
ORTIZ, Kenneth	26-2	166-6.4	10-29	.345	0-0	.000	10-23	.435	4	21	25	1.0	21	0	22	17	0	5	30	1.2
ARNOLD, Daryl	3-0	8-2.7	1-2	.500	0-1	.000	1-4	.250	0	0	0	0.0	2	0	0	2	0	0	3	1.0
CLYBURN, Jerome	4-0	9-2.3	1-3	.333	0-0	.000	0-0	.000	1	1	2	0.5	1	0	1	3	0	1	2	0.5
BREWER, Bryson	8-0	22-2.8	0-5	.000	0-3	.000	0-0	.000	1	1	2	0.3	2	0	0	1	0	0	0	0.0
TEAM										63	41	104	3.1	1		11			0	
Total	34		758-1821	.416	155-478	.324	529-733	.722	444	841	1285	37.8	614	11	326	432	121	179	2200	64.7
Opponents	34		699-1727	.405	197-656	.300	439-673	.652	316	731	1047	30.8	672	-	361	443	94	193	2034	59.8

2009-10 STATISTICS C-USA GAMES

Player	GP-GS	Min-Avg.	TOTAL			3-PTS		FT-FTA	Pct	REBOUNDS			PF	FO	A	TO	Blk	Stl	Pts	Avg
			FG-FGA	Pct	3FG-FGA	Pct	Off			Def	Tot	Avg								
FLOWERS, Gary	16-15	523-32.7	96-218	.440	15-44	.341	29-43	.674	42	78	120	7.5	52	2	20	44	23	15	236	14.8
JOHNSON, Angelo	16-16	535-33.4	46-134	.343	18-54	.333	48-56	.857	8	43	51	3.2	41	1	34	31	0	15	158	9.9
HORTON, R.L.	16-14	559-34.9	54-131	.412	12-43	.279	25-41	.610	5	37	42	2.6	33	0	35	21	0	12	145	9.1
BOLDEN, Maurice	16-4	310-19.4	36-99	.364	9-26	.346	33-45	.733	23	55	78	4.9	39	1	10	19	4	4	114	7.1
STONE, Sai'Quon	16-16	440-27.5	23-60	.383	0-1	.000	58-72	.806	34	33	67	4.2	45	2	19	26	2	10	104	6.5
AWAJI, Buchi	15-0	271-18.1	28-61	.459	13-35	.371	10-15	.667	6	29	35	2.3	22	0	7	16	0	12	79	5.3
PELHAM, Torye	13-6	219-16.8	23-41	.561	0-4	.000	8-10	.800	24	25	49	3.8	27	0	4	6	9	15	54	4.2
AYARZA, Josimar	13-3	145-11.2	12-34	.353	0-1	.000	19-24	.792	12	14	26	2.0	20	0	2	9	2	3	43	3.3
STEPHENS, Andre	11-4	94-8.5	8-20	.400	0-0	.000	7-12	.583	10	16	26	2.4	13	0	0	7	0	2	23	2.1
PENNINGTON, L.	7-0	48-6.9	4-10	.400	3-8	.375	1-4	.250	0	4	4	0.6	5	0	1	1	0	1	12	1.7
ORTIZ, Kenneth	11-2	56-5.1	1-5	.200	0-0	.000	0-1	.000	1	5	6	0.5	5	0	7	7	0	0	2	0.2
BREWER, Bryson	1-0	0-0.0	0-0	.000	0-0	.000	0-0	.000	0	0	0	0.0	0	0	0	0	0	0	0	0.0
LINO, Gustavo	1-0	0-0.0	0-0	.000	0-0	.000	0-0	.000	0	0	0	0.0	0	0	0	0	0	0	0	0.0
TEAM									28	19	47	2.9	1		6				0	
Total	16		331-813	.407	70-216	.324	238-323	.737	193	358	551	34.4	303	6	139	193	40	89	970	60.6
Opponents	16		305-733	.416	87-281	.310	236-362	.652	137	336	473	29.6	301	-	159	204	41	87	933	58.3

Returns in bold.

2009-10 RESULTS (20-14, 8-8 C-USA)

Date	Opponent	Result
N14	at Louisiana-Lafayette	W/79-72
N17	LOYOLA NEW ORLEANS	W/73-62
N21	at Montana State	W/66-62
N24	WILLIAM CAREY	W/75-57
N28	SPRING HILL	W/90-57
D5	at Mississippi (FSN)	L/79-81
D12	at South Alabama	W/66-54
D15	LOUISIANA-LAFAYETTE	W/71-53
<i>Dec. 21-23 at South Mississippi Christmas Classic, Gulfport, Miss.</i>		
D21	vs. New Orleans	W/78-58
D22	vs. Canisius	L/56-59
D23	vs. North Florida	L/46-53
D30	DILLARD	W/87-55
J2	at Vanderbilt (FSN South)	L/46-82
J5	↔ at Marshall	L/63-76
J9	↔ MEMPHIS (CSS)	L/57-59
J12	CAL STATE BAKERSFIELD	W/81-65
J16	↔ at UTEP	L/49-56
J20	↔ at UAB (CSS)	L/56-57

J23	↔ EAST CAROLINA	W/68-53
J30	↔ at Tulane	W/58-40
F2	↔ SMU	W/56-53
F6	↔ at Houston (CSS)	W/57-55
F10	↔ at Tulsa	L/52-60
F13	↔ RICE	W/66-50
F17	↔ UAB	L/54-59
F20	↔ UCF	W/68-58
F24	↔ UTEP	L/56-59
F27	↔ at Memphis	L/69-76
M2	↔ TULANE	W/66-57
M6	↔ at East Carolina	W/75-65
<i>March 10-13 at GMC Sierra C-USA Men's Basketball Championship (Tulsa, Okla.)</i>		
M10	vs. (11) Tulane	W/57-47
M11	vs. (3) UAB	W/58-44
M12	vs. (7) Houston	L/66-74
M18	at Louisiana Tech (CIT)	L/57-66

↔ Conference USA game. HOME GAMES IN CAPS.

41 SOUTHERN MISS

C-USA



SOUTHERN MISS

42 SOUTHERN MISS

42



THE EUSTACHY FILE

Coaching Experience

1979-81	Citrus (Calif.) College Assistant Coach
1981-86	Mississippi State Assistant Coach
1986-87	Idaho Assistant Coach
1987-89	Utah Assistant Coach
1989-92	Ball State Assistant Coach
1990-93	Idaho - 61-33 (.649) - 3 seasons
1993-98	Utah State - 98-53 (.649) - 5 seasons
1998-03	Iowa State - 101-59 (.631) - 5 seasons
2004-	Southern Miss - 95-94 (.503) - 6 seasons

Year	Record	School
1990-91	19-11 (.633)	Idaho
1991-92	18-14 (.563)	Idaho
1992-93	24-8 (.750)	Idaho
1993-94	14-13 (.519)	Utah State
1994-95	21-8 (.724)	Utah State
1995-96	18-15 (.545)	Utah State
1996-97	20-9 (.689)	Utah State
1997-98	25-8 (.756)	Utah State
1998-99	15-15 (.548)	Iowa State
1999-00	32-5 (.865)	Iowa State
2000-01	25-6 (.806)	Iowa State
2001-02	12-19 (.387)	Iowa State
2002-03	17-14 (.548)	Iowa State
2004-05	11-17 (.393)	Southern Miss
2005-06	10-21 (.323)	Southern Miss
2006-07	20-11 (.645)	Southern Miss
2007-08	19-14 (.576)	Southern Miss
2008-09	15-17 (.469)	Southern Miss
2009-10	20-14 (.588)	Southern Miss
Total	355-239 (.598)	19 seasons

USM HISTORY

Regular Season Conference

Championships: 2

1991	2001
------	------

Conference Tournament

Championships: 0

Conference Tournament Title Game

Appearances: 2

Year	Opp.	Result
1990	Louisville	L, 80-83
1995	Louisville	L, 64-78

ALL-TIME COACHING RECORDS

Name	Years	Rec. (Pct.)
R.J. Slay	1912-13,	18-20 9-7 (.563)
A.B. Dillie	1913-16	29-14 (.674)
B.B. O'Mara	1920-21	2-2 (.500)
O.V. Austin	1921-23	15-6 (.714)
Herschel Bobo	1924-28	31-17 (.653)
W.B. Saunders	1928-30	12-13 (.480)
Allen Selby	1930-32	1-8 (.111)
Pooley Hubert	1932-36	21-30 (.412)
Reed Green	1936-41,	
	45-46	24-37 (.393)
J.D. Stonestreet	1946-48	14-15 (.483)
Jess Thompson	1948-49	6-10 (.375)
Lee Floyd	1949-54,	
	62-71	246-148 (.624)
Chuck Finley	1954-57	39-42 (.481)
Fred Lewis	1957-62	89-38 (.701)
Jeep Clark	1971-76	41-85 (.325)
M.K. Turk	1976-96	301-266 (.531)
James Green	1996-2004	123-109 (.530)
Jeff Norwood	2004	0-2 (.000)
Larry Eustachy	2004-	95-94 (.503)

YEAR BY YEAR

Year	Coach	Record
1912-13	R.G. Slay	3-0
1913-14	A.B. Dillie	6-4
1914-15	A.B. Dillie	12-2
1915-16	A.B. Dillie	11-8
1918-19	R.G. Slay	5-5
1919-20	R.G. Slay	1-2
1920-21	B.B. O'Mara	2-2
1921-22	O.V. Austin	13-2
1922-23	O.V. Austin	2-4
1924-25	Herschel Bobo	8-4-1
1925-26	Herschel Bobo	8-1
1926-27	Herschel Bobo	5-5
1927-28	Herschel Bobo	10-7
1928-29	W.B. Saunders	7-6
1929-30	W.B. Saunders	5-7
1930-31	Allen Selby	1-5
1931-32	Allen Selby	0-3
1932-33	Pooley Hubert	4-10
1933-34	Pooley Hubert	7-6
1934-35	Pooley Hubert	3-9
1935-36	Pooley Hubert	7-5
1936-37	Reed Green	9-5
1937-38	Reed Green	5-3
1938-39	Reed Green	4-6
1939-40	Reed Green	4-6
1940-41	Reed Green	2-16
1945-46	Reed Green	0-1
1946-47	J.D. Stonestreet	7-5
1947-48	J.D. Stonestreet	7-10
1948-49	Jess Thompson	6-10
1949-50	Lee Floyd	19-7
1950-51	Lee Floyd	20-15
1951-52	Lee Floyd	29-8
1952-53	Lee Floyd	27-8
1953-54	Lee Floyd	24-9


1954-55	Charles Finley	11-17
1955-56	Charles Finley	16-12
1956-57	Charles Finley	12-13
1957-58	Fred Lewis	18-7
1958-59	Fred Lewis	12-13
1959-60	Fred Lewis	23-2
1960-61	Fred Lewis	23-3
1961-62	Fred Lewis	13-13
1962-63	Lee Floyd	12-14
1963-64	Lee Floyd	16-8
1964-65	Lee Floyd	15-11
1965-66	Lee Floyd	12-13
1966-67	Lee Floyd	16-9
1967-68	Lee Floyd	19-6
1968-69	Lee Floyd	15-10
1969-70	Lee Floyd	15-11
1970-71	Lee Floyd	7-19
1971-72	Eugene Clark	0-24
1972-73	Eugene Clark	8-16
1973-74	Eugene Clark	11-15
1974-75	Eugene Clark	11-15
1975-76	Eugene Clark	11-15
1976-77	M.K. Turk	11-16
1977-78	M.K. Turk	13-12
1978-79	M.K. Turk	13-14
1979-80	M.K. Turk	17-10
1980-81	M.K. Turk	20-7 NIT(0-1)
1981-82	M.K. Turk	15-11
1982-83	M.K. Turk	14-14
1983-84	M.K. Turk	13-15
1984-85	M.K. Turk	7-21
1985-86	M.K. Turk	17-12 NIT(0-1)
1986-87	M.K. Turk	23-11 NIT(5-0,1st)
1987-88	M.K. Turk	19-11 NIT(1-1)
1988-89	M.K. Turk	10-17
1989-90	M.K. Turk	20-12 NCAA(0-1)

1990-91	M.K. Turk	21-8 NCAA(0-1)
1991-92	M.K. Turk	13-16
1992-93	M.K. Turk	10-17
1993-94	M.K. Turk	15-15 NIT(0-1)
1994-95	M.K. Turk	17-13 NIT(0-1)
1995-96	M.K. Turk	12-15
1996-97	James Green	12-15
1997-98	James Green	22-11 NIT(0-1)
1998-99	James Green	14-16
1999-00	James Green	17-12
2000-01	James Green	22-9 NIT(0-1)

2001-02	James Green	10-17
2002-03	James Green	13-16
2003-04	James Green/ Jeff Norwood	13-15
2004-05	Larry Eustachy	11-17
2005-06	Larry Eustachy	10-21
2006-07	Larry Eustachy	20-11
2007-08	Larry Eustachy	19-14
2008-09	Larry Eustachy	15-17
2009-10	Larry Eustachy	20-14
91 Seasons	1,097-943 (.537)	

YEAR-BY-YEAR IN C-USA

Year	Overall	C-USA	C-USA Finish	C-USA Tourn. Seed	C-USA Tourn. Finish	Postseason
1995-96	12-15	6-8	2t-R	8	0-1	—
1996-97	12-15	6-8	3-R	8	0-1	—
1997-98	22-11	9-7	3-N	6	2-1	NIT
1998-99	14-16	6-10	2t-N	4	0-1	—
1999-00	17-12	7-9	3t-N	8	0-1	—
2000-01	22-9	11-5	1-N	2	1-1	NIT
2001-02	10-17	4-12	7-N	—	—	—
2002-03	13-16	5-11	6-N	12	1-1	—
2003-04	13-15	6-10	10	10	0-1	—
2004-05	11-17	2-14	14	—	—	—
2005-06	10-21	3-11	11	11	1-1	—
2006-07	20-11	9-7	4t	6	1-1	—
2007-08	19-14	9-7	4t	5	2-1	—
2008-09	15-17	4-12	10t	11	1-1	—
2009-10	20-14	8-8	6	6	2-1	CIT
Totals	230-220	95-139			11-13	



TULANE

GREEN WAVE

QUICK FACTS

Location:

New Orleans, La.

Founded:

1834

Enrollment:

11,911

Nickname:

Green Wave

Colors:

Olive Green and Sky Blue

Arena:

Fogelman Arena (3,600)

President:

Dr. Scott Cowen

Director of Athletics:

Rick Dickson

Faculty Athletics Rep:

Michael Hogg

Senior Woman Administrator:

Maria Ochoa Woods

SPORTS INFORMATION

Basketball SID:

Brian Miller

E-mail:

bmiller@tulane.edu

Office Phone:

(504) 314-7219

Cell Phone:

(504) 390-6772

SID Fax:

(504) 865-5379

Press Row:

(504) 862-8122

BASKETBALL FACTS

Letterwinners Returning/Lost: 9/5

Starters Returning/Lost: 3/2

2009-10 Overall Record: 8-22

2009-10 C-USA Record: 3-13

2010 C-USA Championship:

0-1, First Round

Postseason: None

All-Time Record:

1,106-1,127 (.498), 99 seasons

NCAA Tournament Appearances: 3

(1992, 93, 95)

NCAA Record:

3-3 (.500)

NIT Appearances:

6 (1982, 83, 94, 96, 97, 2000)

NIT Record:

7-6 (.538)



Fogelman Arena



Ed Conroy

Ed Conroy HEAD COACH

Alma Mater: The Citadel '89

Hometown: Davenport, Iowa

Born: February 17, 1967

Career Record: 49-66 (.426)

Record at Tulane: First Year

C-USA Record: 0-0

C-USA Championship Record: 0-0

NCAA Tournament Record: 0-0

NIT Record: 0-0



ASSISTANT COACHES:

Doug Novack – 1st year (Tennessee '90)

Andy Fox – 1st year (Cornell '04)

Ronnie Hamilton – 1st year (Duke '02)



Dr. Scott Cowen,
President



Rick Dickson,
Athletics Director



Maria Woods, SWA



Brian Miller, SID

FOLLOW THE GREEN WAVE ONLINE

Official Website

www.TulaneGreenWave.com

Facebook

Tulane Athletics

Twitter

<http://twitter.com/GreenWaveMBB>
(Men's Basketball)

<http://twitter.com/GreenWaveWBB>
(Women's Basketball)

Blog

<http://greenwaveblog.com>



2010-11 SCHEDULE

NOVEMBER

Fri. 12	at Maryland-Eastern Shore	6 p.m.
Mon. 15	at Georgetown (ESPN3.com)	6 p.m.
Fri. 19	CENTENARY	7 p.m.
Mon. 22	MARYVILLE	7 p.m.
Fri. 26	at Nicholls State	6:30 p.m.
Mon. 30	ALABAMA STATE	7 p.m.

DECEMBER

Sat. 4	LOUISIANA LAFAYETTE	2 p.m.
Tue. 14	at New Orleans	7 p.m.
Sat. 18	at VCU	1 p.m.
Tue. 21	AUBURN-MONTGOMERY	7 p.m.
Thu. 23	at Southern	7 p.m.
Thu. 30	LAMAR	7 p.m.

JANUARY

Sun. 2	TEXAS PAN AMERICAN	5 p.m.
Wed. 5	↔ at Rice	7 p.m.
Sat. 8	↔ SMU	2 p.m.
Wed. 12	↔ UTEP	7 p.m.
Sat. 15	↔ at East Carolina	4 p.m.
Sat. 22	↔ TULSA	2 p.m.
Wed. 26	↔ at UTEP	8:05 p.m.
Sat. 29	↔ at Southern Miss	4 p.m.

FEBRUARY

Wed. 2	↔ RICE	7 p.m.
Sat. 5	↔ UAB	2 p.m.
Wed. 9	↔ at SMU	7 p.m.
Sat. 12	↔ at Houston	4 p.m.
Wed. 16	↔ UCF	7 p.m.
Sat. 19	↔ MARSHALL	7 p.m.
Sat. 26	↔ at Tulsa	7 p.m.

MARCH

Wed. 2	↔ HOUSTON	7 p.m.
Sat. 5	↔ at Memphis (CBSC)	3 p.m.

March 9-12 at C-USA Men's Basketball Championship (El Paso, Texas)

Home games in CAPS. ↔ Conference games. All Times Central and subject to change.

GREEN WAVE NOTEBOOK

- ↔ Tulane's First-year head coach **Ed Conroy** will have the luxury of playing 15 games in the friendly confines of Fogelman Arena during the 2010-11 Green Wave season.
- ↔ The Green Wave is celebrating 100 seasons of Tulane basketball. There will be several events scheduled throughout the home schedule to commemorate this historic event.
- ↔ Tulane returning players combined to start 92 games last season led by **Kris Richard's** 25 and **David Bookers'** 23. A total of eight returning players started at least one game last season.
- ↔ **Kris Richard** enters the 2010-11 season needing 238 points to become the 31st player in Tulane history to reach the 1,000 career point milestone.
- ↔ Tulane returns 70 percent of its long range shooting from last season. The Green Wave returning players connected on 117 of Tulane's 168 3-pointers last season, led by **Kris Richard's** team-high 44.

2010-11 ROSTER

No.	Name	Pos.	Ht.	Wt.	Yr.	Hometown/Previous School
0	Kris Richard	G	6-5	178	Sr	Beaumont, Texas/Ozen
2	David Booker	F	6-7	239	Sr-R	Moss Point, Miss./Charlotte
3	Trent Rogers	G	6-3	161	Jr.	Houston, Texas/Strake Jesuit
5	Jordan Callahan	G	6-0	184	So.	Marietta, Ga./The New Hampton School
10	Aaron Holmes	G/F	6-5	280	Sr.	St. Petersburg, Fla./Santa Fe CC
11	Jonathan Frye	G	6-4	193	Fr.	Greensboro, N.C./Northern Guilford
14	Brady Hadden	G	6-3	183	Fr.	New Orleans, La./Jesuit
20	Kevin Thomas	F	6-8	205	Fr.	Waco, Texas/University
22	Kendall Timmons	G/F	6-5	200	So.-R	Fort Worth, Texas/Southwest
23	Johnny Mayhane	G/F	6-5	190	Sr.	Mobile, Ala./LeFlore
25	Geoff Hogan	F	6-6	215	Sr.	Kalispell, Mont./Flathead
31	Kevin Brown	G	6-2	200	Fr.	Houston, Texas/Elsik
54	Kelth Cameron	F/C	6-8	257	So.	New Orleans, La./East St. John





2009-10 STATISTICS ALL GAMES

Player	GP-GS	Min-Avg.	TOTAL		3-PTS		FT-FTA		REBOUNDS		PF	FO	A	TO	Blk	Stl	Pts	Avg		
			FG-FGA	Pct	3FG-FGA	Pct	Pct	Pct	Off	Def									Tot	Avg
RICHARD, Kris	28-25	792-28.3	120-291	.412	44-137	.321	46-65	.708	26	78	104	3.7	70	1	52	68	12	47	330	11.8
SIMS, Kevin	22-22	698-31.7	65-186	.349	31-84	.369	85-113	.752	12	51	63	2.9	43	0	67	43	2	19	246	11.2
TIMMONS, Kendall	30-13	683-22.8	93-200	.465	4-23	.174	60-96	.625	44	80	124	4.1	74	0	33	50	27	28	250	8.3
MCQUEEN, Asim	30-27	823-27.4	87-196	.444	2-6	.333	56-75	.747	53	84	137	4.6	86	5	20	48	15	26	232	7.7
BOOKER, David	30-23	734-24.5	69-177	.390	18-57	.316	63-94	.670	36	88	124	4.1	89	2	9	44	11	31	219	7.3
HOLMES, Aaron	21-16	425-20.2	41-125	.328	8-30	.267	43-62	.694	31	34	65	3.1	34	1	25	34	6	20	133	6.3
CALLAHAN, Jordan	24-10	385-16.0	45-96	.469	19-42	.452	11-17	.647	11	20	31	1.3	40	2	44	24	1	8	120	5.0
MAYHANE, Johnny	28-1	378-13.5	43-117	.368	21-62	.339	20-26	.769	11	35	46	1.6	25	0	16	25	0	12	127	4.5
VIANNEY, Eric	25-6	342-13.7	25-67	.373	17-52	.327	14-22	.636	5	35	40	1.6	41	3	27	23	1	22	81	3.2
BEASLEY, Terrance	25-2	190-7.6	17-56	.304	1-9	.111	10-19	.526	12	18	30	1.2	42	0	6	15	2	4	45	1.8
ROGERS, Trent	23-1	239-10.4	14-41	.341	3-16	.188	7-10	.700	3	12	15	0.7	24	0	25	25	0	8	38	1.7
HOGAN, Geoff	27-3	270-10.0	12-35	.343	0-0	.000	8-9	.889	14	16	30	1.1	28	0	4	7	5	3	32	1.2
ANDERSEN, Jon	9-1	57-6.3	4-13	.308	0-0	.000	1-2	.500	4	7	11	1.2	9	0	0	3	2	2	9	1.0
CAMERON, Kelth	2-0	9-4.5	1-3	.333	0-0	.000	0-2	.000	1	1	2	1.0	4	0	0	0	0	1	2	1.0
TEAM									53	50	103	3.4	1		3				0	
Total	30		636-1603	.397	168-518	.324	424-612	.693	316	609	925	30.8	610	14	328	412	84	231	1864	62.1
Opponents	30		698-1534	.455	134-430	.312	475-683	.695	342	751	1093	36.4	542	-	370	463	129	181	2005	66.8

2009-10 STATISTICS C-USA GAMES

Player	GP-GS	Min-Avg.	TOTAL		3-PTS		FT-FTA		REBOUNDS		PF	FO	A	TO	Blk	Stl	Pts	Avg		
			FG-FGA	Pct	3FG-FGA	Pct	Pct	Pct	Off	Def									Tot	Avg
TIMMONS, Kendall	16-12	456-28.5	71-142	.500	3-16	.188	50-79	.633	27	49	76	4.8	47	0	22	36	13	21	195	12.2
RICHARD, Kris	14-11	388-27.7	52-135	.385	15-59	.254	24-29	.828	11	37	48	3.4	31	0	19	32	7	24	143	10.2
SIMS, Kevin	8-8	256-32.0	19-62	.306	6-24	.250	24-43	.558	1	20	21	2.6	18	0	22	19	0	9	68	8.5
MCQUEEN, Asim	16-14	422-26.4	49-111	.441	1-4	.250	36-46	.783	30	52	82	5.1	47	3	8	30	4	12	135	8.4
CALLAHAN, Jordan	16-9	318-19.9	39-78	.500	19-38	.500	11-17	.647	9	18	27	1.7	30	1	38	22	1	7	108	6.8
BOOKER, David	16-12	383-23.9	31-96	.323	6-28	.214	36-54	.667	22	41	63	3.9	51	1	2	26	2	15	104	6.5
VIANNEY, Eric	13-5	232-17.8	20-50	.400	12-36	.333	9-16	.563	2	27	29	2.2	33	3	14	16	0	17	61	4.7
MAYHANE, Johnny	16-1	263-16.4	23-71	.324	12-37	.324	17-23	.739	7	19	26	1.6	17	0	9	19	0	7	75	4.7
HOLMES, Aaron	7-4	113-16.1	9-34	.265	2-7	.286	9-15	.600	9	8	17	2.4	12	0	8	9	0	9	29	4.1
BEASLEY, Terrance	14-2	119-8.5	9-35	.257	0-5	.000	7-14	.500	9	13	22	1.6	21	0	4	8	2	4	25	1.8
ROGERS, Trent	13-1	149-11.5	7-24	.292	2-10	.200	4-7	.571	1	4	5	0.4	19	0	11	12	0	7	20	1.5
HOGAN, Geoff	14-1	125-8.9	6-18	.333	0-0	.000	0-0	.000	10	6	16	1.1	13	0	2	3	3	2	12	0.9
CAMERON, Kelth	1-0	1-1.0	0-0	.000	0-0	.000	0-0	.000	0	0	0	0.0	2	0	0	0	0	0	0	0.0
TEAM									29	23	52	3.3	1		1				0	
Total	16		335-856	.391	78-264	.295	227-343	.662	167	317	484	30.3	342	8	159	233	32	134	975	60.9
Opponents	16		371-790	.470	72-224	.321	293-403	.727	160	421	581	36.3	298	-	204	256	81	108	1107	69.2

Returnees in bold.

2009-10 RESULTS (8-22, 3-13 C-USA)

Date	Opponent	Result
N13	(20) GEORGETOWN	L/58-74
<i>Nov. 19-22 at Charleston Classic, Charleston, S.C.</i>		
N19	vs. Miami (CSS)	L/54-74
N20	vs. Penn State (CSS)	W/63-60
N22	vs. LaSalle	L/59-61
N28	GEORGE MASON	W/76-71
N30	ALABAMA STATE	W/82-55
D2	NEW ORLEANS	L/50-51
D6	at Western Kentucky	L/48-62
D16	McNEESE STATE	L/57-61
D19	VCU	L/77-78
D21	at Louisiana-Lafayette	W/73-70
D30	NORTH CAROLINA A&T	W/78-54
J2	at Lamar	L/67-70
J6	↔ at Tulsa	L/59-73
J9	↔ UAB	L/49-58
J13	↔ RICE	W/72-58
J16	↔ at Marshall	L/79-89

J24	↔ EAST CAROLINA	L/46-61
J27	↔ at UTEP	L/71-84
J30	↔ SOUTHERN MISS	L/40-58
F3	↔ at Rice	W/79-74(ot)
F6	↔ SMU	L/48-66
F10	↔ at East Carolina	L/68-71
F13	↔ at UCF (CBS C)	L/54-62
F17	↔ MEMPHIS (CSS)	L/64-77
F20	↔ MARSHALL (CST)	L/55-58
F27	↔ at UAB	L/55-76
M2	↔ at Southern Miss	L/57-66
M6	↔ HOUSTON (CBS C)	W/79-76
<i>March 10-13 at GMC Sierra C-USA Men's Basketball Championship (Tulsa, Okla.)</i>		
M10	vs. (6) Southern Miss	L/47-57

↔ Conference USA game. HOME GAMES IN CAPS.



THE CONROY FILE

Coaching Experience

1990-93	North Carolina State Assistant Coach
1993-94	VMI Assistant Coach
1994-97	Furman Assistant Coach
1997-00	Francis Marion Head Coach – 41-40 (.506) – Three Seasons
2000-01	Tulane Assistant Coach
2001-03	Tennessee Director of Basketball Operations
2003-05	Tennessee Assistant Coach
2005-06	Coastal Carolina Assistant Coach
2006-10	The Citadel Head Coach – 49-76 (.392) – Four Seasons
2010-	Tulane Head Coach – First Season

Year	Record	School
1997-98	16-11 (.593)	Francis Marion
1998-99	16-12 (.571)	Francis Marion
1999-00	9-17 (.346)	Francis Marion
2006-07	7-23 (.233)	The Citadel
2007-08	6-24 (.200)	The Citadel
2008-09	20-13 (.606)	The Citadel
2009-10	16-16 (.500)	The Citadel
Total	90-116 (.437)	7 Seasons
Division I	49-76 (.391)	4 Seasons

TULANE HISTORY

Regular Season Conference

Championships: 4

1992 1996

1997 2000

Conference Tournament

Championships: 0

Conference Tournament Title Game

Appearances: 4

Year	Opp.	Result
1938	Georgia Tech	L, 29-44
1947	Kentucky	L, 38-55
1949	Kentucky	L, 52-68
1983	Louisville	L, 51-66

ALL-TIME COACHING RECORDS

Name	Years	Rec. (Pct.)
Silas Hickey	1905-06	8-5 (.615)
A.A. Mason	1912-13	7-3 (.700)
Carl Hanson	1913-14	8-4 (.667)
T.R. Sweetland	1914-15	2-3 (.400)
Clark Shaughnessy	1915-18	27-14 (.659)
M.A. Moenck	1918-20	11-12 (.478)
Claude Simons Sr.	1920-28, 1930-31	97-73 (.571)
Bernie Bierman	1928-30	25-12 (.676)
George Rody	1931-33	14-25 (.359)
Ray Dauber	1933-38	27-61 (.307)
Claude Simons Jr.	1938-42	19-44 (.302)
Vernon Haynes	1942-45	26-26 (.500)
Clifford Wells	1945-63	259-171 (.602)
Ted Lenhardt	1963-64	1-22 (.043)
Ralph Pedersen	1964-71	63-110 (.364)
Dick Longo	1971-73	20-32 (.385)
Charles Moir	1973-76	46-33 (.582)
Roy Danforth	1976-81	45-90 (.333)
Ned Fowler	1981-85	70-45 (.609)
Perry Clark	1989-00	185-145 (.561)
Shawn Finney	2000-05	60-86 (.411)
Dave Dickerson	2005-10	68-84 (.447)

YEAR BY YEAR

Year	Coach	Record	Year	Coach	Record	Year	Coach	Record
1905-06	Silas Hickey	8-5	1943-44	Vernon Haynes	16-6	1982-83	Ned Fowler	19-12 NIT (0-1)
1906-07	Name Not Avail.	2-8	1944-45	Vernon Haynes	6-11	1983-84	Ned Fowler	17-11
1907-08	Name Not Avail.	5-3	1945-46	Clifford Wells	15-7	1984-85	Ned Fowler	15-13
1908-09	Name Not Avail.	3-7	1946-47	Clifford Wells	22-9	1989-90	Perry Clark	4-24
1909-10	Name Not Avail.	3-4	1947-48	Clifford Wells	23-3	1990-91	Perry Clark	15-13
1910-11	Name Not Avail.	5-4	1948-49	Clifford Wells	24-4	1991-92	Perry Clark	22-9 NCAA (1-1)
1912-13	A.A. Mason	7-3	1949-50	Clifford Wells	15-7	1992-93	Perry Clark	22-9 NCAA (1-1)
1913-14	Carl Hanson	8-4	1950-51	Clifford Wells	12-12	1993-94	Perry Clark	18-11 NIT (1-1)
1914-15	T.R. Sweetland	2-3	1951-52	Clifford Wells	12-12	1994-95	Perry Clark	23-10 NCAA (1-1)
1915-16	Clark Shaughnessy	10-8	1952-53	Clifford Wells	14-6	1995-96	Perry Clark	22-10 NIT (4-1, 3rd)
1916-17	Clark Shaughnessy	11-5	1954-55	Clifford Wells	15-6	1996-97	Perry Clark	20-11 NIT (0-1)
1917-18	Clark Shaughnessy	6-2	1955-56	Clifford Wells	12-12	1997-98	Perry Clark	7-22
1918-19	M.A. Moenck	6-3	1956-57	Clifford Wells	15-9	1998-99	Perry Clark	12-15
1919-20	M.A. Moenck	5-9	1957-58	Clifford Wells	8-15	1999-00	Perry Clark	20-11 NIT (0-1)
1920-21	Claude Simons Sr.	7-10	1958-59	Clifford Wells	13-11	2000-01	Shawn Finney	9-21
1921-22	Claude Simons Sr.	10-11	1959-60	Clifford Wells	13-11	2001-02	Shawn Finney	14-15
1922-23	Claude Simons Sr.	15-3	1960-61	Clifford Wells	11-13	2002-03	Shawn Finney	16-15
1923-24	Claude Simons Sr.	21-1	1961-62	Clifford Wells	13-10	2003-04	Shawn Finney	11-17
1924-25	Claude Simons Sr.	17-4	1962-63	Clifford Wells	6-16	2004-05	Shawn Finney	10-18
1925-26	Claude Simons Sr.	11-7	1963-64	Ted Lenhardt	1-22	2005-06	Dave Dickerson	12-17
1926-27	Claude Simons Sr.	7-10	1964-65	Ralph Pedersen	3-22	2006-07	Dave Dickerson	17-13
1927-28	Claude Simons Sr.	3-13	1965-66	Ralph Pedersen	9-16	2007-08	Dave Dickerson	17-15
1928-29	Bernie Bierman	9-5	1966-67	Ralph Pedersen	14-10	2008-09	Dave Dickerson	14-17
1929-30	Bernie Bierman	16-7	1967-68	Ralph Pedersen	12-12	2009-10	Dave Dickerson	8-22
1930-31	Claude Simons Sr.	6-14	1968-69	Ralph Pedersen	12-14	99 Seasons	1,106-1,127 (.495)	
1931-32	George Rody	6-10	1969-70	Ralph Pedersen	5-18			
1932-33	George Rody	8-15	1970-71	Ralph Pedersen	8-18			
1933-34	Ray Dauber	10-10	1971-72	Dick Longo	8-18			
1934-35	Ray Dauber	1-16	1972-73	Dick Longo	12-14			
1935-36	Ray Dauber	2-17	1973-74	Charles Moir	12-14			
1936-37	Ray Dauber	6-8	1974-75	Charles Moir	16-10			
1937-38	Ray Dauber	8-10	1975-76	Charles Moir	18-9			
1938-39	Claude Simons Jr.	5-13	1976-77	Roy Danforth	10-17			
1939-40	Claude Simons Jr.	2-13	1977-78	Roy Danforth	5-22			
1940-41	Claude Simons Jr.	8-6	1978-79	Roy Danforth	8-19			
1941-42	Claude Simons Jr.	4-12	1979-80	Roy Danforth	10-17			
1942-43	Vernon Haynes	4-9	1980-81	Roy Danforth	12-15			
			1981-82	Ned Fowler	19-9 NIT (2-1)			

YEAR-BY-YEAR IN C-USA

Year	Overall	C-USA	C-USA Finish	C-USA Tourn. Seed	C-USA Tourn. Finish	Postseason
1995-96	22-10	9-5	1-R	5	0-1	NIT
1996-97	20-11	11-3	1-R	2	0-1	NIT
1997-98	7-22	2-14	6-N	12	0-1	—
1998-99	12-15	6-10	5-N	11	0-1	—
1999-00	20-11	8-8	1-N	4	1-1	NIT
2000-01	9-21	2-14	6-N	12	0-1	—
2001-02	14-15	5-11	6-N	12	1-1	—
2002-03	16-15	8-8	2t-N	6	1-1	—
2003-04	11-17	4-12	12	12	0-1	—
2004-05	10-18	4-12	12t	12	0-1	—
2005-06	12-17	6-8	6t	8	1-1	—
2006-07	17-13	9-7	4t	4	1-1	—
2007-08	17-15	6-10	9	9	1-1	—
2008-08	14-17	7-9	6t	8	1-1	—
2009-10	8-22	3-13	11	11	0-1	—
Totals	209-239	90-144			7-15	



TULSA

GOLDEN HURRICANE

QUICK FACTS

Location:

Tulsa, Okla.

Founded:

1894

Enrollment:

4,100

Nickname:

Golden Hurricane

Colors:

Old Gold, Royal Blue & Crimson

Arena:

Donald W. Reynolds Center (8,355)

President:

Dr. Steadman Upham

Director of Athletics:

Bubba Cunningham

Faculty Athletics Rep:

Chris Anderson

Senior Woman Administrator:

Crista Troester

SPORTS INFORMATION

Basketball SID:

Don Tomkalski

E-mail:

donald-tomkalski@utulsa.edu

Office Phone:

(918) 631-3200

Cell Phone:

(918) 640-0683

SID Fax:

(918) 631-3913

Press Row:

(918) 631-5400 / 5401

BASKETBALL FACTS

Letterwinners Returning/Lost: 9/3

Starters Returning/Lost: 2/3

2009-10 Overall Record: 23-12

2009-10 C-USA Record: 10-6

C-USA Championship: 2-1, Semifinals

Postseason: NIT Second Round

NCAA Tournament Appearances: 14

(1955, 82, 84, 85, 86, 87, 94, 95, 96, 97, 99, 2000, 02, 03)

NCAA Record: 12-14 (.462)

NIT Appearances:

10 (1953, 67, 69, 81-1st, 83, 90, 91, 2001-1st, 09, 10)

NIT Record: 11-8 (.579)

CBI Appearances: 1 (2008-1ST)

CBI Record: 5-1 (.833)

All-Time Record:

1,286-1,037 (.554), 99 seasons



Reynolds Center



Doug Wojcik

Doug Wojcik HEAD COACH

Alma Mater: U.S. Naval Academy '87

Hometown: Wheeling, W.Va.

Born: April 12, 1964

Career Record: 104-65 (Five Years)

Record at Tulsa: 104-65 (Five Years)

C-USA Record: 45-33 (Five Years)

C-USA Championship Record: 9-5 (Five Years)

NCAA Tournament Record: 0-0

NIT Record: 1-2

CBI Record: 5-1

**ASSOCIATE HEAD COACH:**

David Cason - 6th year (Illinois State '96)

ASSISTANT COACHES

Jeremy Ballard - 4th year (Colgate '03)

Andy Kohut - 2nd year (Purdue '03)



Dr. Steadman Upham,
President



Bubba Cunningham,
Athletics Director



Crista Troester, SWA



Don Tomkalski, SID

FOLLOW THE HURRICANE ONLINE

Official Website

www.TulsaHurricane.com

Facebook

Tulsa Golden Hurricane

Twitter

www.twitter.com/TulsaHurricane

2010-11 SCHEDULE

NOVEMBER

Fri. 12	APPALACHIAN STATE	7:05 p.m.
Tue. 16	ORAL ROBERTS (ESPN)	11:05 a.m.
Fri. 19	MISSOURI STATE	7:05 p.m.
<i>Nov. 25-28 at 76 Classic, Anaheim, Calif.</i>		
Thu. 25	vs. UNLV	10:30 p.m.
Fri. 26	vs. Murray State/Stanford	TBD
Sun. 28	TBD	TBD

DECEMBER

Sun. 5	at Arkansas-Little Rock	2 p.m.
Wed. 8	vs. Oklahoma State (BOK Center/CBS C)	8 p.m.
Sun. 12	PRINCETON	1 p.m.
Thu. 16	WEBER STATE	7 p.m.
Tue. 21	at Wichita State	7:05 p.m.
Thu. 23	UTSA	7:05 p.m.
Thu. 30	TCU	7:05 p.m.

JANUARY

Wed. 5	↔ at UTEP	8:05 p.m.
Sat. 8	↔ RICE	7:05 p.m.
Wed. 12	at Arizona State	7:05 p.m.
Sat. 15	↔ UAB	7:05 p.m.
Wed. 19	↔ at Houston (CBS C)	6 p.m.
Sat. 22	↔ at Tulane	2 p.m.
Wed. 26	↔ SMU	7:05 p.m.
Sat. 29	↔ UTEP (CBS C)	7:05 p.m.

FEBRUARY

Wed. 2	↔ at Memphis (CBS C)	6 p.m.
Sat. 5	↔ HOUSTON	7:05 p.m.
Sat. 12	↔ at UCF	6 p.m.
Wed. 16	↔ EAST CAROLINA	7:05 p.m.
Sat. 19	↔ at SMU	2 p.m.
Wed. 23	↔ at Marshall (CBS C)	6 p.m.
Sat. 26	↔ TULANE	7:05 p.m.

MARCH

Wed. 2	↔ at Rice	7 p.m.
Sat. 5	↔ SOUTHERN MISS (CBS C)	5 p.m.

March 9-12 at C-USA Men's Basketball Championship (El Paso, Texas)

Home games in CAPS. ↔ Conference games. All Times Central and subject to change.

HURRICANE NOTEBOOK

- ↔ Tulsa has won 20-plus games in four consecutive seasons, the fourth time that has occurred in school history but just the first time under the same head coach.
- ↔ Senior **Justin Hurtt** was one of three Tulsa players to score over 500 points last season as he scored 506 points for a 14.5 average as a junior.
- ↔ In three games last year, Tulsa trailed by 15 points and came back to win the game – vs. Rice in the C-USA Tournament, at Oral Roberts and home vs. Marshall.
- ↔ **Doug Wojcik** won his 100th career game last year and enters the 2010-11 season with 104 wins to rank fifth on the school's career coaching wins list.
- ↔ Tulsa will have six new players this year, including three true freshmen, one red-shirt freshman and two four-year transfers.
- ↔ Tulsa will be celebrating its 100th season of men's basketball in 2010-11.



2010-11 ROSTER

No.	Name	Pos.	Ht.	Wt.	Yr.	Hometown/Previous School
0	Bryson Pope	F/G	6-6	213	So.	Jenks, Okla./Jenks
3	Jordan Clarkson	G	6-4	180	Fr.	San Antonio, Texas/Wagner
4	Shane Heirman	G	6-1	195	Sr.	McHenry, Ill./Marion Central
5	Tim Peete	G	6-3	186	Fr.	Memphis, Tenn./Central
10	Barrett Hunter	G	6-0	183	So.	McLean, Va./Langley
11	Steven Idlet	F	6-11	240	Jr.	Prairie Grove, Ark./Prairie Grove
13	Donte Medder	G	6-2	195	So.	Phoenix, Ariz./Mesa
14	Will Sanger	G	6-2	195	Sr.	Seattle, Wash./Bear Creek
15	Justin Hurtt	G	6-4	201	Sr.	Raytown, Mo./Archbishop O'Hara
22	Glenn Andrews	G	6-2	195	Jr-R	Alexandria, Va./T.C. Williams
23	Blondy Baruti	F	6-9	215	Fr.	Mesa, Ariz./Mesa
30	Scotty Haralson	G	6-4	227	So.-R	Jackson, Miss./University of Connecticut
32	Kodi Maduka	C	6-10	215	Fr.-R	Arlington, Texas/Arlington
33	Joe Richard	F	6-6	240	Jr.	San Bernardino, Calif./Arroyo Valley
35	D.J. Magley	F/C	6-9	270	Jr.-R	Bradenton, Fla./Western Kentucky
40	Colter Morgan	F	6-8	210	Jr.	Big Spring, Texas/Coahoma

2009-10 STATISTICS ALL GAMES

Player	GP-GS	Min-Avg.	TOTAL		3-PTS		FT-FTA	Pct	REBOUNDS				PF	FO	A	TO	Blk	Stl	Pts	Avg
			FG-FGA	Pct	3FG-FGA	Pct			Off	Def	Tot	Avg								
JORDAN, Jerome	35-35	1043-29.8	184-335	.549	0-0	.000	172-250	.688	84	233	317	9.1	98	3	44	79	82	16	540	15.4
UZOH, Ben	35-35	1202-34.3	184-403	.457	49-143	.343	117-153	.765	34	129	163	4.7	60	1	163	80	26	34	534	15.3
HURTT, Justin	35-34	1175-33.6	169-403	.419	78-200	.390	90-111	.811	20	99	119	3.4	60	2	58	66	8	22	506	14.5
IDLET, Steven	35-11	734-21.0	74-143	.517	0-0	.000	77-104	.740	57	136	193	5.5	98	5	27	41	35	14	225	6.4
RICHARD, Joe	35-25	869-24.8	72-135	.533	0-0	.000	56-85	.659	68	122	190	5.4	106	4	29	50	30	14	200	5.7
WHEATLEY, Bishop	31-31	855-27.6	63-169	.373	2-9	.222	36-45	.800	37	70	107	3.5	76	4	38	46	9	12	164	5.3
MEDDER, Donte	34-0	437-12.9	49-120	.408	32-86	.372	39-59	.661	2	26	28	0.8	60	0	37	45	1	19	169	5.0
POPE, Bryson	35-4	542-15.5	50-132	.379	6-33	.182	32-66	.485	29	50	79	2.3	47	0	30	37	2	20	138	3.9
ANDREWS, Glenn	2-0	14-7.0	2-6	.333	2-5	.400	0-2	.000	1	1	2	1.0	2	0	0	1	0	0	6	3.0
HEIRMAN, Shane	20-0	67-3.4	2-12	.167	2-8	.250	3-4	.750	1	8	9	0.5	5	0	8	4	1	3	9	0.5
SANGER, Will	14-0	22-1.6	2-4	.500	2-3	.667	0-0	.000	0	1	1	0.1	0	0	2	1	1	1	6	0.4
MORGAN, Colter	14-0	23-1.6	1-3	.333	0-0	.000	1-2	.500	0	4	4	0.3	3	0	0	0	0	1	3	0.2
HUNTER, Barrett	13-0	17-1.3	0-6	.000	0-2	.000	0-0	.000	0	1	1	0.1	1	0	2	1	0	0	0	0.0
TEAM									63	60	123	3.5	1		10				0	
Total	35		852-1871	.455	173-489	.354	623-881	.707	396	940	1336	38.2	617	19	438	461	195	156	2500	71.4
Opponents	35		802-2001	.401	165-530	.311	515-713	.722	361	773	1134	32.4	711	-	343	363	103	242	2284	65.3

2009-10 STATISTICS C-USA GAMES

Player	GP-GS	Min-Avg.	TOTAL		3-PTS		FT-FTA	Pct	REBOUNDS				PF	FO	A	TO	Blk	Stl	Pts	Avg
			FG-FGA	Pct	3FG-FGA	Pct			Off	Def	Tot	Avg								
JORDAN, Jerome	16-16	502-31.4	89-157	.567	0-0	.000	79-115	.687	34	107	141	8.8	51	1	23	39	35	7	257	16.1
UZOH, Ben	16-16	575-35.9	90-189	.476	21-71	.296	49-59	.831	14	59	73	4.6	31	0	78	43	15	14	250	15.6
HURTT, Justin	16-15	559-34.9	72-178	.404	33-94	.351	39-49	.796	9	38	47	2.9	33	2	30	40	1	7	216	13.5
RICHARD, Joe	16-16	435-27.2	28-56	.500	0-0	.000	36-51	.706	28	58	86	5.4	56	2	15	21	9	9	92	5.8
WHEATLEY, Bishop	16-16	466-29.1	37-97	.381	1-3	.333	13-17	.765	21	40	61	3.8	40	1	26	28	4	6	88	5.5
IDLET, Steven	16-1	284-17.8	17-40	.425	0-0	.000	33-45	.733	21	58	79	4.9	46	4	10	15	14	2	67	4.2
POPE, Bryson	16-0	204-12.8	23-53	.434	2-12	.167	11-24	.458	15	12	27	1.7	23	0	7	17	1	7	59	3.7
MEDDER, Donte	16-0	151-9.4	19-43	.442	10-30	.333	6-13	.462	0	9	9	0.6	24	0	10	17	1	4	54	3.4
HEIRMAN, Shane	6-0	10-1.7	1-2	.500	1-2	.500	0-0	.000	0	0	0	0.0	0	0	2	1	0	0	3	0.5
HUNTER, Barrett	3-0	4-1.3	0-2	.000	0-1	.000	0-0	.000	0	0	0	0.0	0	0	1	0	0	0	0	0.0
MORGAN, Colter	3-0	5-1.7	0-1	.000	0-0	.000	0-0	.000	0	1	1	0.3	1	0	0	0	0	1	0	0.0
SANGER, Will	3-0	5-1.7	0-0	.000	0-0	.000	0-0	.000	0	0	0	0.0	0	0	0	0	1	0	0	0.0
TEAM									19	21	40	2.5	0		4				0	
Total	16		376-818	.460	68-213	.319	266-373	.713	161	403	564	35.2	305	10	202	225	81	57	1086	67.9
Opponents	16		362-876	.413	64-207	.309	282-378	.746	160	340	500	31.3	311	-	158	160	51	120	1070	66.9

Returnees in bold.

2009-10 RESULTS (23-12, 10-6 C-USA)

Date	Opponent	Result
N13	ST. MARY'S (TEXAS)	W/72-47
N15	FLORIDA INTERNATIONAL	W/81-49
N17	ARKANSAS-LITTLE ROCK (ESPN)	W/59-45
N21	SOUTH ALABAMA	W/84-62
N24	LOYOLA MARYMOUNT	W/79-65
N28	at Missouri State	L/75-83
D2	OKLAHOMA STATE	W/86-65
D6	OHIO	W/81-80
D17	JACKSON STATE	W/92-39
D19	CHICAGO STATE	W/86-49
D22	vs. Nebraska #	L/70-74
D23	vs. Nevada #	L/68-99
J2	COLORADO	W/84-59
J6	→ TULANE	W/73-59
J9	→ at Houston (CBS C)	W/86-80
J13	→ at SMU (Cox Tulsa/OKC)	W/63-56
J16	→ UCF (CBS C)	W/90-70
J20	at Oral Roberts	W/57-52
J23	→ RICE	W/62-58

J26	→ at (25) UAB	L/55-65
J30	→ at UCF (Cox Tulsa/OKC)	W/55-50
F3	→ MARSHALL	W/73-69
F6	→ at UTEP (ESPN2)	L/59-73
F10	→ SOUTHERN MISS	W/60-52
F13	→ MEMPHIS (ESPN2)	L/86-93
F17	→ at Marshall	L/58-64
F20	→ UTEP (CBS C)	L/70-78
F25	at (5) Duke (ESPN2)	L/52-70
F27	→ at East Carolina	W/85-73
M3	→ SMU	W/58-55
M6	→ at Memphis (CBS C)	L/53-75
March 10-13 GMC SIERRA C-USA Men's Basketball Championship		
M10	vs. (12) Rice	W/73-62
M11	vs. (4) Marshall	W/80-64
M12	vs. (1) UTEP	L/61-75
M17	at Kent State (NIT)	L/74-75

→ Conference USA game. HOME GAMES IN CAPS. # Las Vegas Classic

THE WOJCIK FILE

Coaching Experience

Coaching Experience
 1990-99 U.S. Naval Academy Asst. Coach
 1999-00 Notre Dame Asst. Coach
 2000-03 North Carolina Asst. Coach
 2003-05 Michigan State Asst. Coach
 2005- Tulsa Head Coach - 104-65 (.615) 5 seasons

Year	Record	School
2005-06	11-17 (.393)	Tulsa
2006-07	20-11 (.645)	Tulsa
2007-08	25-14 (.641)	Tulsa
2008-09	25-11 (.694)	Tulsa
2009-10	23-12 (.657)	Tulsa
Total	104-65 (.615)	5 seasons

TULSA HISTORY

Regular Season Conference

Championships: 9

1955	1984
1985	1987
1994	1995
1999	2000

2002

Conference Tournament

Championships: 5

1982	1984
1986	1996
2003	

Conference Tournament Title Game

Appearances: 15

Year	Opp.	Result
1982	Illinois State	W, 90-77
1983	Illinois State	L, 64-84
1984	Creighton	W, 70-68
1985	Wichita State	L, 82-84
1986	Bradley	W, 74-58
1987	Wichita State	L, 75-79
1992	SW Mo. State	L, 68-71
1995	South. Illinois	L, 62-77
1996	Bradley	W, 60-46
2000	Fresno State	L, 72-75
2001	Hawai'i	L, 72-78 (OT)
2002	Hawai'i	L, 59-73
2003	Nevada	W, 75-64
2008	Memphis	L, 51-77
2009	Memphis	L, 39-64

ALL-TIME COACHING RECORDS

Name	Years	Rec. (Pct.)
W.R. Bergen	1907-09	4-2 (.667)
Harvey Allen	1913-14	3-2 (.600)
Forest Rees	1914-15	6-3 (.667)
Francis Schmidt	1915-17, 18-22	73-26 (.737)
Hal Mefford	1917-18	1-5 (.167)
Howard Archer	1922-25	16-12 (.571)
J.B. Miller	1925-30	16-45 (.262)
Oliver Hodge	1930-32	20-11 (.645)
Chet Benefiel	1932-39	65-65 (.500)
H.B. (Tex) Ryon	1939-40, 41-42	15-28 (.349)
Jack Sterrett	1940-41	12-9 (.571)
Mike Milligan	1942-43	0-10 (.000)
Woody West	1943-44	5-3 (.625)
Paul Alyea	1944-45	4-8 (.333)
Don Shields	1945-47	11-31 (.262)
John Garrison	1947-49	11-38 (.224)
Clarence Iba	1949-60	137-147 (.482)
Joe Swank	1960-68	102-103 (.498)
Ken Hayes	1968-75	117-69 (.629)
Jim King	1975-80	44-82 (.349)
Bill Franey	1980	2-7 (.222)
Nolan Richardson	1980-85	119-37 (.763)
J.D. Barnett	1985-91	106-75 (.586)
Tubby Smith	1991-95	79-43 (.648)
Steve Robinson	1995-97	46-18 (.719)
Bill Self	1997-00	74-27 (.733)
Buzz Peterson	2000-01	26-11 (.703)
John Phillips	2001-04	61-42 (.592)
Alvin "Pooh" Williamson	2004-05	7-15 (.318)
Doug Wojcik	2005-	104-65 (.615)

YEAR BY YEAR

Year	Coach	Record	Year	Coach	Record	Year	Coach	Record
1907-08	W.R. Bergen	1-1	1942-43	Mike Milligan	0-10	1975-76	Jim King	9-18
1908-09	W.R. Bergen	3-1	1943-44	Woody West	5-3	1976-77	Jim King	7-20
1909-13	No Team Fielded		1944-45	Paul Alyea	4-8	1977-78	Jim King	9-18
1913-14	Harvey Allen	3-2	1945-46	Don Shields	6-12	1978-79	Jim King	13-14
1914-15	Forest Rees	6-3	1946-47	Don Shields	5-19	1979-80	Jim King/Bill Franey	10-26
1915-16	Francis Schmidt	9-7	1947-48	John Garrison	7-16	1980-81	Nolan Richardson	26-7 NIT (5-0)
1916-17	Francis Schmidt	11-7	1948-49	John Garrison	4-20	1981-82	Nolan Richardson	24-6 NCAA (0-1)
1917-18	Hal Mefford	1-5	1949-50	Clarence Iba	12-11	1982-83	Nolan Richardson	19-12 NIT (0-1)
1918-19	Francis Schmidt	5-3	1950-51	Clarence Iba	10-17	1983-84	Nolan Richardson	27-4 NCAA (0-1)
1919-20	Francis Schmidt	16-3	1951-52	Clarence Iba	14-10	1984-85	Nolan Richardson	23-8 NCAA (0-1)
1920-21	Francis Schmidt	18-2	1952-53	Clarence Iba	15-10 NIT (0-1)	1985-86	J.D. Barnett	23-9 NCAA (0-1)
1921-22	Francis Schmidt	14-4	1953-54	Clarence Iba	15-14	1986-87	J.D. Barnett	22-8 NCAA (0-1)
1922-23	Howard Archer	1-3	1954-55	Clarence Iba	21-7 NCAA (1-1)	1987-88	J.D. Barnett	8-20
1923-24	Howard Archer	2-1	1955-56	Clarence Iba	16-10	1988-89	J.D. Barnett	18-13
1924-25	Howard Archer	13-8	1956-57	Clarence Iba	8-17	1989-90	J.D. Barnett	17-13 NIT (0-1)
1925-26	J.B. Miller	7-10	1957-58	Clarence Iba	7-19	1990-91	J.D. Barnett	18-12 NIT (0-1)
1926-27	J.B. Miller	3-6	1958-59	Clarence Iba	10-15	1991-92	Tubby Smith	17-13
1927-28	J.B. Miller	2-12	1959-60	Clarence Iba	9-17	1992-93	Tubby Smith	15-14
1928-29	J.B. Miller	2-11	1960-61	Joe Swank	8-17	1993-94	Tubby Smith	23-8 NCAA (2-1)
1929-30	J.B. Miller	2-6	1961-62	Joe Swank	7-19			
1930-31	Oliver Hodge	10-4	1962-63	Joe Swank	17-8			
1931-32	Oliver Hodge	10-7	1963-64	Joe Swank	10-15			
1932-33	Chet Benefiel	11-6	1964-65	Joe Swank	14-11			
1933-34	Chet Benefiel	6-8	1965-66	Joe Swank	16-13			
1934-35	Chet Benefiel	6-10	1966-67	Joe Swank	19-8 NIT (0-1)			
1935-36	Chet Benefiel	6-14	1967-68	Joe Swank	11-12			
1936-37	Chet Benefiel	9-9	1968-69	Ken Hayes	19-8 NIT (0-1)			
1937-38	Chet Benefiel	12-10	1969-70	Ken Hayes	15-11			
1938-39	Chet Benefiel	15-8	1970-71	Ken Hayes	17-9			
1939-40	H.B. (Tex) Ryon	12-15	1971-72	Ken Hayes	15-11			
1940-41	Jack Sterrett	12-9	1972-73	Ken Hayes	18-8			
1941-42	H.B. (Tex) Ryon	3-13	1973-74	Ken Hayes	18-8			
			1974-75	Ken Hayes	15-14			

YEAR-BY-YEAR IN C-USA

Year	Overall	C-USA	C-USA Finish	C-USA Tourn. Seed	C-USA Tourn. Finish	Postseason
2005-06	11-17	6-8	6t	5	1-1	—
2006-07	20-11	9-7	4t	5	1-1	—
2007-08	25-14	8-8	6t	7	3-1	CBI
2008-09	25-11	12-4	2	2	2-1	NIT
2009-10	23-12	10-6	5	5	2-1	NIT
Totals	104-65	45-33			9-5	



UAB BLAZERS

QUICK FACTS

Location:

Birmingham, Ala.

Founded:

1969

Enrollment:

17,543

Nickname:

Blazers

Colors:

Forest Green and Old Gold

Arena:

Bartow Arena (8,500)

President:

Dr. Carol Z. Garrison

Director of Athletics:

Brian Mackin

Faculty Athletics Rep:

Frank Messina

Senior Woman Administrator:

Derita Ratcliffe

SPORTS INFORMATION

Basketball SID:

Aaron Jordan

E-mail:

jordana@uab.edu

Office Phone:

(205) 934-0722

Cell Phone:

(205) 410-3134

SID Fax:

(205) 934-7505

Press Row:

(205) 934-0720

BASKETBALL FACTS

Letterwinners Returning/Lost: 5/4

Starters Returning/Lost: 2/3

2009-10 Overall Record: 25-9

2009-10 C-USA Record: 11-5

C-USA Championship: 0-1, Quarters

Postseason: NIT Quarterfinals

All-Time Record:

643-375 (.632), 32 Seasons

NCAA Tournament Appearances:

13 (1981,
82, 83, 84, 85, 86, 87, 90, 94, 99,
2004, 05, 06)

NCAA Record: 9-13 (.409)

NIT Appearances:

11 (1980, 89-3rd, 91, 92, 93-3rd, 97,
98, 2003, 08, 09, 10)

NIT Record: 14-11 (.560)



Bartow Arena



Mike Davis

Mike Davis HEAD COACH

Alma Mater: Thomas Edison '00

Hometown: Fayette, Ala.

Born: Sept. 15, 1960

Career Record: 200-127 (10 Years)

Record at UAB: 85-48 (Four Years)

C-USA Record: 41-23 (Four Years)

C-USA Championship Record: 1-4 (Four Years)

NCAA Tournament Record: 7-4 (Four Years)

NIT Record: 3-4 (Four Years)

**ASSISTANT HEAD COACH:**

Donnie Marsh – 5th year (Franklin & Marshall '79)

ASSISTANT COACHES:

Walt Fuller – 1st year (Drexel '87)

Mike Jaskulski – 1st year (St. Norbert '76)



Dr. Carol Z. Garrison,
President



Brian Mackin,
Athletics Director



Derita Ratcliffe, SWA



Aaron Jordan,
Basketball SID

FOLLOW THE BLAZERS ONLINE

Official Website

www.UABSports.com

Facebook

www.facebook.com/UAB.Blazers

Twitter

<http://twitter.com/UABathletics>

YouTube

<http://www.youtube.com/UABathletics>



2010-11 SCHEDULE

NOVEMBER

Sat. 13	SE MISSOURI STATE	7 p.m.
Wed. 17	at Middle Tennessee	7 p.m.
Sat. 20	at Arizona State	2 p.m.
Tue. 23	SOUTH ALABAMA	7 p.m.
Fri. 26	vs. Arkansas (Little Rock, Ark.)	7 p.m.
Mon. 29	at Troy	7 p.m.

DECEMBER

Wed. 1	JACKSONVILLE STATE	7 p.m.
Fri. 3	at Georgia	7 p.m.
Sun. 5	KENT STATE	7 p.m.
Sun. 19	ALABAMA A&M	7 p.m.
Tue. 21	VCU	7 p.m.
Mon. 27	GEORGE WASHINGTON	7 p.m.

JANUARY

Wed. 5	at Duke (ESPN2)	7 p.m.
Sat. 8	↔ UTEP (CBS C)	3 p.m.
Wed. 12	↔ at East Carolina	6 p.m.
Sat. 15	↔ at Tulsa	7:05 p.m.
Wed. 19	↔ SMU	7 p.m.
Sat. 22	↔ MEMPHIS (ESPN2)	6 p.m.
Wed. 26	↔ MARSHALL	7 p.m.
Sat. 29	↔ at UCF (CSS)	6 p.m.

FEBRUARY

Wed. 2	↔ SOUTHERN MISS	7 p.m.
Sat. 5	↔ at Tulane	2 p.m.
Wed. 9	↔ at Marshall	6 p.m.
Sat. 12	↔ RICE (CSS)	7 p.m.
Wed. 16	↔ at Memphis (CBS C)	6 p.m.
Sat. 19	↔ UCF (CSS)	4 p.m.
Sat. 26	↔ at Houston (CBS C)	5 p.m.

MARCH

Wed. 2	↔ at Southern Miss (CSS)	6 p.m.
Sat. 5	↔ EAST CAROLINA	7 p.m.

March 9-12 at C-USA Men's Basketball Championship (El Paso, Texas)

Home games in CAPS. ↔ Conference games. All Times Central and subject to change.

BLAZERS NOTEBOOK

- ↔ The UAB men's basketball team will have its work cut out entering the 2010-11 campaign. The Blazers, coming off a school-record tying 25-victory campaign a year ago, lost a combined 40.2 points of the 66.9 points per game average, or 60 percent of the Blazers' offensive output in 2009-10. Furthermore, the team also lost 20.9 of the team's 36.7 rebounds a game, or nearly 57 percent of the total rebounding effort.
- ↔ UAB men's basketball head coach **Mike Davis** has named **Walt Fuller** and **Mike Jaskulski** as assistant coaches on his staff. The hiring of the two veteran, well-respected coaches was announced in mid-July. Fuller has been in the coaching business for 24 years and joins the UAB staff from La Salle University, where he spent the past five seasons as the associate head coach. Jaskulski comes to Birmingham after spending the past four years at Conference USA rival UCF and has now been in the coaching business for 33 seasons.
- ↔ **Ovie Soko** led Great Britain to a sixth-place finish in the "B" Division at the 2010 FIBA Under 20 Men's European Championship, which concluded at the end of July in Oberwart, Austria. Behind Soko's team-leading 19.1 points per game, Britain closed play in sixth place in the month-long event - its best finish at this level. The London, England native ended his tournament in grand fashion, collecting 31 points and seven rebounds in his country's loss to Israel in the fifth-place game. Despite the loss, Soko's 19.1 ppg average not only led his team but also ranked fourth overall in the entire tournament. Soko, a rising sophomore at UAB, was the star on a Great Britain team that finished the tournament with a 6-2 overall record. Not only did Soko lead his team in scoring in the event, but he also averaged 6.3 rebounds, 2.3 steals and 2.0 assists per contest. He shot 58.5 percent from two-point range (48-of-82) and 33.3 percent from beyond the arc (9-of-27).



2010-11 ROSTER

No.	Name	Pos.	Ht.	Wt.	Yr.	Hometown/Previous School
1	Aaron Johnson	G	5-8	185	Sr.	Chicago, Ill./Hubbard
2	Jamarr Sanders	G	6-4	200	Sr.	Montgomery, Ala./NW Florida CC
3	Anthony Criswell	F	6-9	205	Fr.-R	Oklahoma City, Okla./Douglass
5	Robert Williams	G	6-4	200	Fr.-R	Greenville, Miss./Weston
10	Karl Moton	G	5-11	180	So.	Stone Mountain, Ga./Chamblee
21	Beas Hamga	C	7-0	225	Jr.	Douala, Cameroon/Waetherford CC [Texas]
22	Cameron Moore	F	6-9	205	So.	San Antonio, Texas/Roosevelt
23	Dexter Fields	G	6-2	200	So.	Orlando, Fla./Olympia
24	Preston Purifoy	G	6-5	210	Fr.	Conway, Ark./Conway
25	Quincy Taylor	G	6-1	190	Fr.	Wichita, Kan./Fishburn Academy [Va.]
32	Ovie Soko	F	6-8	225	So.	London, England/Bethel [Va.]



2009-10 STATISTICS ALL GAMES

Player	GP-GS	Min-Avg.	TOTAL		3-PTS		FT-FTA	Pct	REBOUNDS				PF	FO	A	TO	Blk	Stl	Pts	Avg
			FG-FGA	Pct	3FG-FGA	Pct			Off	Def	Tot	Avg								
MILLSAP, Elijah	34-34	1124-33.1	182-418	.435	19-79	.241	164-236	.695	92	232	324	9.5	111	4	60	118	11	56	547	16.1
CRAWFORD, Howard	34-33	889-26.1	143-304	.470	10-32	.313	105-146	.719	68	83	151	4.4	109	6	21	69	12	12	401	11.8
SANDERS, Jamarr	34-34	1164-34.2	120-306	.392	70-187	.374	44-58	.759	35	130	165	4.9	53	0	88	63	8	45	354	10.4
JOHNSON, Aaron	34-34	1207-35.5	97-212	.458	28-75	.373	104-142	.732	8	78	86	2.5	102	2	164	92	0	54	326	9.6
DRAKE, George	33-18	866-26.2	68-224	.304	25-111	.225	59-71	.831	37	70	107	3.2	57	0	30	33	18	24	220	6.7
COOPER, Kenneth	34-4	650-19.1	64-145	.441	0-3	.000	63-116	.543	52	76	128	3.8	66	1	10	35	17	9	191	5.6
FIELDS, Dexter	29-0	279-9.6	35-93	.376	23-71	.324	6-10	.600	12	11	23	0.8	23	0	6	6	1	12	99	3.4
MOORE, Cameron	30-7	385-12.8	41-66	.621	0-1	.000	10-24	.417	28	69	97	3.2	49	0	8	24	20	7	92	3.1
SOKO, Ovie	28-6	282-10.1	11-35	.314	1-8	.125	18-23	.783	22	32	54	1.9	40	0	3	4	4	4	41	1.5
MOTON, Karl	5-0	5-1.0	2-3	.667	1-2	.500	0-0	.000	0	1	1	0.2	1	0	0	0	0	0	5	1.0
TEAM									66	46	112	3.3	0		7				0	
Total	34		763-1806	.422	177-569	.311	573-826	.694	420	828	1248	36.7	611	13	390	451	91	223	2276	66.9
Opponents	34		713-1752	.407	156-498	.313	471-658	.716	325	757	1082	31.8	689	-	344	476	137	225	2053	60.4

2009-10 STATISTICS C-USA GAMES

Player	GP-GS	Min-Avg.	TOTAL		3-PTS		FT-FTA	Pct	REBOUNDS				PF	FO	A	TO	Blk	Stl	Pts	Avg
			FG-FGA	Pct	3FG-FGA	Pct			Off	Def	Tot	Avg								
MILLSAP, Elijah	16-16	534-33.4	78-192	.406	6-37	.162	84-113	.743	41	106	147	9.2	57	2	26	55	6	22	246	15.4
CRAWFORD, Howard	16-15	400-25.0	61-137	.445	4-14	.286	53-74	.716	37	34	71	4.4	52	3	3	34	3	4	179	11.2
JOHNSON, Aaron	16-16	568-35.5	50-105	.476	15-36	.417	60-78	.769	1	31	32	2.0	52	2	88	43	0	23	175	10.9
SANDERS, Jamarr	16-16	557-34.8	50-142	.352	33-92	.359	24-31	.774	16	66	82	5.1	30	0	39	35	3	23	157	9.8
DRAKE, George	15-11	389-25.9	26-99	.263	12-57	.211	25-31	.806	12	28	40	2.7	22	0	11	15	3	10	89	5.9
COOPER, Kenneth	16-2	310-19.4	29-68	.426	0-0	.000	29-53	.547	24	38	62	3.9	32	1	6	19	6	4	87	5.4
FIELDS, Dexter	14-0	116-8.3	14-41	.341	11-35	.314	3-5	.600	2	7	9	0.6	7	0	2	3	0	4	42	3.0
MOORE, Cameron	16-0	198-12.4	21-32	.656	0-0	.000	3-11	.273	14	40	54	3.4	31	0	4	10	9	6	45	2.8
SOKO, Ovie	15-4	177-11.8	8-20	.400	1-6	.167	11-15	.733	11	20	31	2.1	29	0	2	4	3	4	28	1.9
MOTON, Karl	1-0	1-1.0	0-0	.000	0-0	.000	0-0	.000	0	0	0	0.0	0	0	0	0	0	0	0	0.0
TEAM									29	22	51	3.2	0		4				0	
Total	16		337-836	.403	82-277	.296	292-411	.710	187	392	579	36.2	312	8	181	222	33	100	1048	65.5
Opponents	16		343-812	.422	68-210	.324	246-352	.699	144	373	517	32.3	331	-	152	224	73	115	1000	62.5

Returnees in bold.

2009-10 RESULTS (25-9, 11-5 C-USA)

Date	Opponent	Result	J26	W/65-55	
N13	vs. UW-Green Bay #	W/68-56	↔ TULSA	W/65-55	
N14	at Kent State #	L/65-72	↔ UTEP	L/65-74 (2ot)	
N15	vs. Samford #	W/55-52	↔ at Memphis (CBS C)	L/75-85	
N17	at Jacksonville State	W/87-62	↔ at Rice	W/76-65	
N21	GEORGIA (CSS)	W/72-56	↔ MARSHALL	L/74-81	
N24	TROY	W/77-59	↔ at Southern Miss	W/59-54	
N28	FLORIDA A&M	W/90-59	↔ HOUSTON	W/75-66	
D2	MIDDLE TENNESSEE STATE	W/65-64	↔ at UCF	W/53-49	
D4	EAST TENNESSEE STATE	W/74-52	↔ TULANE	W/76-55	
D16	(25) CINCINNATI (CBS C)	W/64-47	↔ MEMPHIS (CSS)	L/65-70	
D19	at South Alabama (CSS)	W/72-54	↔ at (21) UTEP	L/50-52	
D22	(16) BUTLER	W/67-57	March 10-13 at GMC Sierra C-USA Men's Basketball Championship (Tulsa, Okla.)		
D30	at Virginia	L/63-72	M11	vs. (6) Southern Miss	L/44-58
J2	at Arkansas (ABC 33/40)	W/73-72	M16	COASTAL CAROLINA (NIT)	W/65-49
J6	↔ EAST CAROLINA	W/76-68	M20	N.C. STATE (NIT/ESPNU)	W/72-52
J9	↔ at Tulane	W/58-49	M23	NORTH CAROLINA (NIT)	L/55-60
J16	↔ at SMU	W/63-62			
J20	↔ SOUTHERN MISS (CSS)	W/57-56			
J23	↔ at Marshall (CSS)	W/61-59			

↔ Conference USA game. HOME GAMES IN CAPS # Hispanic College Fund



THE DAVIS FILE

Coaching Experience

1989-95 Miles College Asst. Coach
 1995-97 Alabama Asst. Coach
 1997-00 Indiana Asst. Coach
 2000-06 Indiana Head Coach - 115-79 (.593) - 6 seasons
 2006- UAB Head Coach - 85-48 (.639) - 4 seasons

Year	Record	School
2000-01	21-13 (.618)	Indiana
2001-02	25-12 (.676)	Indiana
2002-03	21-13 (.606)	Indiana
2003-04	14-15 (.483)	Indiana
2004-05	15-14 (.517)	Indiana
2005-06	19-12 (.613)	Indiana
2006-07	15-16 (.484)	UAB
2007-08	23-11 (.676)	UAB
2008-09	22-12 (.647)	UAB
2009-10	25-9 (.732)	UAB
Total	200-127 (.612)	10 seasons

UAB HISTORY

Regular Season Conference Championships: 1
2004

Conference Tournament Championships: 0

Conference Tournament Title Game Appearances: 2

Year	Opp.	Result
2003	Louisville	L, 78-83
2006	Memphis	L, 46-57

ALL-TIME COACHING RECORDS

Name	Years	Rec. (Pct.)
Gene Bartow	1978-96	366-203 (.643)
Murry Bartow	1996-2002	103-83 (.553)
Mike Anderson	2002-2006	89-41 (.685)
Mike Davis	2006-	85-48 (.639)

YEAR BY YEAR

Year	Coach	Record
1978-79	Gene Bartow	15-11
1979-80	Gene Bartow	18-12 NIT(0-1)
1980-81	Gene Bartow	23-9 NCAA (2-1, RS)
1981-82	Gene Bartow	25-6 NCAA (2-1, RF)
1982-83	Gene Bartow	19-14 NCAA(0-1)
1983-84	Gene Bartow	23-11 NCAA(0-1)
1984-85	Gene Bartow	25-9 NCAA(1-1)
1985-86	Gene Bartow	25-11 NCAA(1-1)
1986-87	Gene Bartow	21-11 NCAA(0-1)
1987-88	Gene Bartow	16-15
1988-89	Gene Bartow	22-12 NIT (4-1, 3rd)
1989-90	Gene Bartow	22-9 NCAA(0-1)
1990-91	Gene Bartow	18-13 NIT(0-1)
1991-92	Gene Bartow	20-9 NIT(0-1)
1992-93	Gene Bartow	21-14 NIT (4-1, 3rd)
1993-94	Gene Bartow	22-8 NCAA(0-1)
1994-95	Gene Bartow	15-15
1995-96	Gene Bartow	16-14
1996-97	Murry Bartow	18-14 NIT(0-1)
1997-98	Murry Bartow	21-12 NIT(1-1)
1998-99	Murry Bartow	20-12 NCAA(0-1)
1999-00	Murry Bartow	14-14
2000-01	Murry Bartow	17-14

2001-02	Murry Bartow	13-17
2002-03	Mike Anderson	21-13 NIT(2-1)
2003-04	Mike Anderson	22-10 NCAA (2-1, RS)
2004-05	Mike Anderson	22-11 NCAA(1-1)
2005-06	Mike Anderson	24-7 NCAA(0-1)
2006-07	Mike Davis	15-16
2007-08	Mike Davis	23-11 NIT(1-1)
2008-09	Mike Davis	22-12 NIT(0-1)
2009-10	Mike Davis	25-9 NIT(2-1)
32 Seasons		643-375 (.632)

YEAR-BY-YEAR IN C-USA

Year	Overall	C-USA	C-USA Finish	C-USA Tourn. Seed	C-USA Tourn. Finish	Postseason
1995-96	16-14	6-8	2t-R	6	0-1	—
1996-97	18-14	7-7	2-R	7	2-1	NIT
1997-98	21-12	10-6	2-N	4	1-1	NIT
1998-99	20-12	10-6	1-N	3	1-1	NCAA
1999-00	14-14	7-9	3t-N	10	0-1	—
2000-01	17-14	8-8	4-N	8	1-1	—
2001-02	13-17	6-10	4t-N	9	0-1	—
2002-03	21-13	8-8	2t-N	9	3-1	NIT
2003-04	22-10	12-4	1t	4	1-1	NCAA
2004-05	22-11	10-6	4t	4	1-1	NCAA
2005-06	24-7	12-2	2	2	2-1	NCAA
2006-07	15-16	7-9	8t	9	0-1	—
2007-08	23-11	12-4	2	2	0-1	NIT
2008-09	22-12	11-5	3	3	1-1	NIT
2009-10	25-9	11-5	3	3	0-1	NIT
Totals	293-186	137-97			13-15	



UCF KNIGHTS

QUICK FACTS

Location:

Orlando, Fla.

Founded:

1963

Enrollment:

53,644

Nickname:

Knights

Colors:

Black and Gold

Arena:

UCF Arena (10,000)

President:

Dr. John C. Hitt

Director of Athletics:

Keith R. Tribble

Faculty Athletics Rep:

Dr. Consuelo Stebbins

Senior Woman Administrator:

Jessica Reo

SPORTS INFORMATION

Basketball SID:

Doug Richards

E-mail:

drichards@athletics.ucf.edu

Office Phone:

(407) 823-2142

Cell Phone:

(407) 405-5823

SID Fax:

(407) 823-5293

Press Row:

(407) 823-2477

BASKETBALL FACTS

Letterwinners Returning/Lost: 9/4

Starters Returning/Lost: 5/0

2009-10 Overall Record: 15-17

2009-10 C-USA Record: 6-10

C-USA Championship:

1-1, Quarterfinals

Postseason: None

All-Time Record:

648-502 (.563), 41 seasons

NCAA Tournament Appearances: 4

(1994, 96, 2004, 05)

NCAA Record: 0-4 (.000)

NIT Appearances: None

NIT Record: 0-0 (.000)



UCF Arena



Donnie Jones

Donnie Jones HEAD COACH

Alma Mater: Pikeville '88

Hometown: Point Pleasant, W.Va.

Born: July 7, 1966

Career Record: 55-41 (3)

Record at UCF: 0-0

C-USA Record: 26-23 (3)

C-USA Championship Record: 0-3 (3)

NCAA Tournament Record: 0-0

NIT Record: 0-0



ASSOCIATE HEAD COACH: Shawn Finney – 1st year (Fairmont State '85)

ASSISTANT COACHES:

Darren Tillis – 1st year (Paul Quinn '96)

Tim Thomas – 1st year (Wheeling Jesuit '93)



Dr. John C. Hitt,
President



Keith R. Tribble,
Athletics Director



Jessica Reo, SWA



Doug Richards,
Basketball SID

FOLLOW THE KNIGHTS ONLINE

Official Website

www.UCFAthletics.com

Facebook

UCF Athletics

Twitter

http://twitter.com/UCF_MBasketball

<http://ucfathletics.cstv.com/multimedia/twitter>

YouTube

<http://www.youtube.com/user/UCFAA>



2010-11 SCHEDULE

NOVEMBER

Fri. 12	WEST FLORIDA	7 p.m.
Mon. 15	JACKSON STATE	7 p.m.
Thu. 18	USF (CBS C)	7 p.m.
Tue. 23	at Stetson	7 p.m.
Sat. 27	ALABAMA STATE	7 p.m.

DECEMBER

Dec. 1 at Florida Citrus Sports Shootout, Orlando, Fla. (Amway Center)

Wed. 1	vs. Florida	7 p.m.
Sat. 4	SOUTHEASTERN LOUISIANA	7 p.m.
Sat. 11	BETHUNE-COOKMAN (BHSN)	5 p.m.
Wed. 15	LOUISIANA-LAFAYETTE	7 p.m.

Dec. 18 at MetroPCS Orange Bowl Classic, Sunrise, Fla.

Sat. 18	vs. Miami	2 p.m.
Wed. 22	at Massachusetts	7 p.m.

Dec. 29-30 UCF HOLIDAY CLASSIC

Wed. 29	vs. FURMAN	7 p.m.
Thu. 30	vs. NORTHEASTERN/PRINCETON	5/7 p.m.

JANUARY

Wed. 5	↔ MARSHALL (BHSN)	7 p.m.
Sat. 8	↔ at Houston	5 p.m.
Sat. 15	↔ at Southern Miss	5 p.m.
Wed. 19	↔ EAST CAROLINA (BHSN)	7 p.m.
Sat. 22	↔ RICE (BHSN)	7 p.m.
Wed. 26	↔ at Memphis (CBS C)	8 p.m.
Sat. 29	↔ UAB (BHSN)	7 p.m.

FEBRUARY

Wed. 2	↔ at UTEP	9:05 p.m.
Sat. 5	↔ at East Carolina	5 p.m.
Wed. 9	↔ MEMPHIS (CBS C)	7 p.m.
Sat. 12	↔ TULSA	7 p.m.
Wed. 16	↔ at Tulane	8 p.m.
Sat. 19	↔ at UAB (CSS)	5 p.m.
Sat. 26	↔ SOUTHERN MISS	7 p.m.

MARCH

Wed. 2	↔ SMU (BHSN)	7 p.m.
Sat. 5	↔ at Marshall	7 p.m.

March 9-12 at C-USA Men's Basketball Championship (El Paso, Texas)

Home games in CAPS. ↔ Conference games. All Times Eastern and subject to change.

KNIGHTS NOTEBOOK

- ↔ The 2010-11 campaign will mark year one of the **Donnie Jones** era at UCF. Expect the Knights to have a new look on the floor this season as Jones plans to implement an up-tempo style of play. UCF averaged just 66.7 points per game in 2009-10, but Jones' Marshall team averaged 79.9 points, good for ninth nationally.
- ↔ UCF returns eight letterwinners from last season as the team's top eight scorers from 2009-10 are all back. The Knights return 95.2 percent of its scoring from last year.
- ↔ A year ago, UCF had only three upperclassmen along with 12 underclassmen. As a result, the Knights were the fourth-youngest squad in the country. UCF's roster will have a different layout in 2010-11. Seven upperclassmen will suit up for the Knights this season.
- ↔ A C-USA All-Freshman Team pick in 2009-10, **Keith Clanton** is poised for a breakout year. The forward averaged 9.7 points and a team-best 6.8 boards as a rookie, and also blocked 45 shots. The 6-foot-8 Orlando native arrived at UCF as the most heralded recruit in program history. He led Orlando Christian Prep to a pair of Florida Class 1A titles and was listed as the 68th-best player in the nation as a senior by Scout.com.
- ↔ **Marcus Jordan** joined teammate **Keith Clanton** on the 2009-10 Conference USA All-Freshman Team. The shooting guard started the final 18 games of the year and exhibited a great all-around game. The Chicago native averaged 8.0 points, 3.1 rebounds and 2.5 assists. In C-USA games, he averaged a team-high 10.8 points in 31.1 minutes per outing. Jordan battled a bevy of injuries last year, including one in the preseason that hampered his conditioning. He worked hard on his fitness over the summer, and appears to be in great shape.
- ↔ UCF's leader both on and off the floor is point guard **A.J. Rompza**. The junior averaged 8.6 points and 4.6 assists a year ago. Expect Rompza to have a breakout year offensively as all of his offensive numbers improved in 2009-10, and the speedy 5-foot-9 Rompza should thrive playing in Jones' fast-paced system.

2010-11 ROSTER

No.	Name	Pos.	Ht.	Wt.	Yr.	Hometown/Previous School
2	Jarvis Davis	G	6-1	175	Fr.	Columbia, S.C./Hargrave Military Academy
3	A.J. Rompza	G	5-9	160	Jr.	Chicago, Ill./Whitney Young
5	Marcus Jordan	G	6-3	200	So.	Chicago, Ill./Whitney Young
10	Dwight McCombs	F	6-8	240	Jr.	Chicago, Ill./Moraine Valley CC
11	Isaac Sosa	G	6-3	180	Jr.	Guaynabo, P.R./Grandview Prep (Fla.)
12	Taylor Young	G	6-1	185	Sr.	Orlando, Fla./The First Academy
14	Dogukan Kuzucan	G	6-2	175	So.	Istanbul, Turkey/Lincoln Park (Ill.)
15	Dave Diakite	F	6-6	215	So.-R	Washington, D.C./National Christian Academy
21	P.J. Gaynor	F	6-8	205	Jr.	Jacksonville, Fla./Mandarin
22	Amara Thompson	G	6-4	175	So.-R	Tucker, Ga./IMG Academy (Fla.)
25	A.J. Tyler	F	6-9	225	Sr.	Palm Harbor, Fla./Clemson
32	Isaiah Sykes	G/F	6-5	200	Fr.	Detroit, Mich./Denby
33	Keith Clanton	F	6-8	240	So.	Orlando, Fla./Orlando Christian Prep
41	Tom Herzog	C	7-0	250	Sr.	Flint, Mich./Michigan State



2009-10 STATISTICS ALL GAMES

Player	GP-GS	Min-Avg.	TOTAL		3-PTS		FT-FTA	Pct	REBOUNDS				PF	FO	A	TO	Blk	Stl	Pts	Avg
			FG-FGA	Pct	3FG-FGA	Pct			Off	Def	Tot	Avg								
SOSA, Isaac	32-14	776-24.3	114-270	.422	73-171	.427	29-43	.674	8	51	59	1.8	37	0	29	41	2	13	330	10.3
TYLER, A.J.	32-32	862-26.9	136-281	.484	3-26	.115	55-77	.714	53	108	161	5.0	76	4	24	51	10	21	330	10.3
CLANTON, Keith	32-24	853-26.7	115-242	.475	4-21	.190	77-116	.664	78	139	217	6.8	68	4	45	88	45	28	311	9.7
ROMPZA, A.J.	31-31	977-31.5	90-223	.404	31-99	.313	57-82	.695	14	68	82	2.6	72	2	144	65	0	81	268	8.6
JORDAN, Marcus	32-18	836-26.1	81-196	.413	21-76	.276	74-106	.698	31	68	99	3.1	64	2	80	60	10	37	257	8.0
YOUNG, Taylor	32-11	747-23.3	71-162	.438	32-77	.416	54-67	.806	12	32	44	1.4	71	2	90	51	0	32	228	7.1
GAYNOR, P.J.	32-8	543-17.0	60-127	.472	3-10	.300	34-50	.680	48	64	112	3.5	77	3	28	36	20	14	157	4.9
DIAKITE, Dave	32-21	500-15.6	52-124	.419	2-6	.333	45-73	.616	47	75	122	3.8	87	3	16	41	5	14	151	4.7
KUSMIERUK, Jakub	24-0	145-6.0	15-29	.517	0-0	.000	13-25	.520	8	23	31	1.3	29	0	1	8	3	3	43	1.8
SCOTT, R.J.	17-0	77-4.5	9-28	.321	4-21	.190	1-2	.500	2	10	12	0.7	7	0	2	2	0	2	23	1.4
SPERAW, Drew	22-1	94-4.3	9-19	.474	5-14	.357	0-2	.000	3	7	10	0.5	5	0	12	2	0	2	23	1.0
THOMPSON, Amara	9-0	14-1.6	3-3	1.000	0-0	.000	0-0	.000	0	1	1	0.1	1	0	1	0	0	0	6	0.7
GARCIA, Nik	6-0	27-4.5	2-10	.200	0-4	.000	0-1	.000	1	2	3	0.5	2	0	1	1	0	1	4	0.7
O'DONNELL, Ben	11-0	23-2.1	1-1	1.000	0-0	.000	0-0	.000	0	2	2	0.2	2	0	1	1	0	0	2	0.2
KUZUCAN, Dogukan	2-0	1-0.5	0-1	.000	0-1	.000	0-0	.000	0	0	0	0.0	0	0	0	0	0	0	0	0.0
TEAM									51	46	97	3.0	1		10				0	
Total	32		758-1716	.442	178-526	.338	439-644	.682	356	696	1052	32.9	599	20	474	457	95	248	2133	66.7
Opponents	32		750-1708	.439	212-607	.349	472-694	.680	375	713	1088	34.0	594	-	415	457	114	234	2184	68.2

2009-10 STATISTICS C-USA GAMES

Player	GP-GS	Min-Avg.	TOTAL		3-PTS		FT-FTA	Pct	REBOUNDS				PF	FO	A	TO	Blk	Stl	Pts	Avg
			FG-FGA	Pct	3FG-FGA	Pct			Off	Def	Tot	Avg								
JORDAN, Marcus	16-16	497-31.1	50-125	.400	13-47	.277	59-79	.747	18	35	53	3.3	33	1	48	28	4	16	172	10.8
CLANTON, Keith	16-16	462-28.9	59-131	.450	3-15	.200	46-73	.630	41	63	104	6.5	45	4	25	39	21	14	167	10.4
TYLER, A.J.	16-16	457-28.6	71-140	.507	2-6	.333	23-38	.605	31	62	93	5.8	48	3	11	27	5	11	167	10.4
SOSA, Isaac	16-0	358-22.4	49-125	.392	33-85	.388	14-20	.700	2	17	19	1.2	19	0	14	23	2	2	145	9.1
ROMPZA, A.J.	15-15	511-34.1	47-116	.405	19-57	.333	19-34	.559	5	32	37	2.5	36	1	76	31	0	37	132	8.8
YOUNG, Taylor	16-9	378-23.6	38-80	.475	17-42	.405	23-29	.793	6	16	22	1.4	42	2	41	28	0	20	116	7.3
GAYNOR, P.J.	16-0	261-16.3	33-66	.500	3-8	.375	10-14	.714	24	34	58	3.6	43	2	12	13	11	8	79	4.9
DIAKITE, Dave	16-7	206-12.9	15-39	.385	1-3	.333	16-26	.615	13	20	33	2.1	43	1	4	14	2	5	47	2.9
SPERAW, Drew	9-1	37-4.1	8-12	.667	4-8	.500	0-0	.000	2	0	2	0.2	4	0	6	2	0	2	20	2.2
SCOTT, R.J.	9-0	47-5.2	6-19	.316	3-14	.214	0-0	.000	1	7	8	0.9	4	0	1	2	0	1	15	1.7
KUSMIERUK, Jakub	9-0	41-4.6	3-7	.429	0-0	.000	5-9	.556	5	8	13	1.4	13	0	0	3	1	1	11	1.2
THOMPSON, Amara	3-0	7-2.3	1-1	1.000	0-0	.000	0-0	.000	0	0	0	0.0	0	0	0	0	0	0	2	0.7
O'DONNELL, Ben	5-0	13-2.6	0-0	.000	0-0	.000	0-0	.000	0	1	1	0.2	2	0	0	0	0	0	0	0.0
TEAM									32	22	54	3.4	0		5				0	
Total	16		380-861	.441	98-285	.344	215-322	.668	180	317	497	31.1	332	14	238	215	46	117	1073	67.1
Opponents	16		380-834	.456	107-275	.389	269-407	.661	201	362	563	35.2	289	-	204	223	57	108	1136	71.0

Returnees in bold.

2009-10 RESULTS (15-17, 6-10 C-USA)

Date	Opponent	Result
N13	MASSACHUSETTS	W/84-67
N17	HOWARD #	W/68-59
N20	vs. Auburn #	W/84-74
N21	vs. Niagara #	L/46-63
N22	vs. Drake #	W/59-50
N28	ALBANY	W/76-72
D1	NEWBERRY (BHSN)	W/80-62
D6	at Notre Dame	L/72-90
D12	BETHUNE COOKMAN (CSS/BHSN)	W/63-50
D16	at USF (BHSN/ESPN360/CSS)	L/65-69
D20	at (14) Connecticut (ESPN Reg'l)	L/51-60
D29	LIBERTY	W/82-58
D30	JACKSONVILLE	L/51-61
J5	at (14) Mississippi	L/56-84
J9	➔ RICE (BHSN/CSS)	W/77-58
J13	➔ MARSHALL (CBS C)	L/75-81
J16	➔ at Tulsa (CBS C)	L/70-90
J20	➔ at Houston	W/78-71

J23	➔ UTEP (BHSN/CSS)	L/59-96
J27	➔ at SMU	L/43-65
J30	➔ TULSA (BHSN)	L/50-55
F2	➔ at East Carolina	W/67-56
F10	➔ at Memphis (CSS/BHSN)	L/70-76
F13	➔ TULANE (CBS C)	W/62-54
F16	➔ HOUSTON (CSS/BHSN)	W/68-65
F20	➔ at Southern Miss	L/58-68
F24	➔ UAB	L/49-53
F27	➔ at Marshall	L/115-121(3ot)
M2	➔ EAST CAROLINA	L/66-68
M6	➔ at Rice	W/66-59
March 10-13 at GMC Sierra C-USA Men's Basketball Championship (Tulsa, Okla.)		
M10	vs. (8) SMU	W/69-53
M11	vs. (1) UTEP (CBS C)	L/54-76

➔ Conference USA game. HOME GAMES IN CAPS. # Glenn Wilkes Classic



THE JONES FILE

Coaching Experience

1988-90 Pikeville College Assistant Coach
 1990-92 Marshall Graduate Assistant Coach
 1992-96 Marshall Assistant Coach
 1996-06 Florida Assistant Coach
 2006-07 Florida Associate Head Coach
 2007-10 Marshall Head Coach - 55-41 (.573) - Three Seasons

Year	Record	School
2007-08	16-14 (.533)	Marshall
2008-09	15-17 (.469)	Marshall
2009-10	24-10 (.706)	Marshall
Total	55-41 (.573)	3 Seasons

UCF HISTORY

Regular Season Conference

Championships: 1

2005

Conference Tournament

Championships: 4

1994 1996

2004 2005

Conference Tournament Title Game

Appearances: 7

Year	Opp.	Result
1994	Stetson	W, 70-67
1996	Mercer	W, 86-77
1999	Samford	L, 61-89
2000	Samford	L, 69-78
2003	Troy	L, 69-80
2004	Troy	W, 60-55
2005	Gardner-Webb	W, 63-54

ALL-TIME COACHING RECORDS

Name	Years	Rec. (Pct.)
Torchy Clark	1969-83	274-87 (.759)
Chuck Machock	1983-85	25-31 (.446)
Phil Carter	1985-89	34-76 (.309)
Joe Dean	1989-93	37-73 (.336)
Kirk Speraw	1993-10	279-233 (.545)

YEAR BY YEAR

Year	Coach	Record
1969-70	Torchy Clark	11-3
1970-71	Torchy Clark	17-9
1971-72	Torchy Clark	20-6
1972-73	Torchy Clark	19-7
1973-74	Torchy Clark	16-8
1974-75	Torchy Clark	14-10
1975-76	Torchy Clark	20-5
1976-77	Torchy Clark	24-2
1977-78	Torchy Clark	26-4
1978-79	Torchy Clark	19-7
1979-80	Torchy Clark	25-4
1980-81	Torchy Clark	23-5
1981-82	Torchy Clark	21-8
1982-83	Torchy Clark	19-9
1983-84	Chuck Machock	15-13
1984-85	Chuck Machock	10-18
1985-86	Phil Carter	6-22
1986-87	Phil Carter	12-15
1987-88	Phil Carter	9-19
1988-89	Phil Carter	7-20
1989-90	Joe Dean	7-21
1990-91	Joe Dean	10-17
1991-92	Joe Dean	10-18
1992-93	Joe Dean	10-17
1993-94	Kirk Speraw	21-9 NCAA(0-1)
1994-95	Kirk Speraw	11-16
1995-96	Kirk Speraw	11-19 NCAA(0-1)

1996-97	Kirk Speraw	9-17
1997-98	Kirk Speraw	17-11
1998-99	Kirk Speraw	19-10
1999-00	Kirk Speraw	14-18
2000-01	Kirk Speraw	8-23
2001-02	Kirk Speraw	17-12
2002-03	Kirk Speraw	21-11
2003-04	Kirk Speraw	25-6 NCAA(0-1)
2004-05	Kirk Speraw	24-9 NCAA(0-1)
2005-06	Kirk Speraw	14-15
2006-07	Kirk Speraw	22-9
2007-08	Kirk Speraw	16-15
2008-09	Kirk Speraw	17-14
2009-10	Kirk Speraw	15-17

41 Seasons 648-502 (.563)

YEAR-BY-YEAR IN C-USA

Year	Overall	C-USA	C-USA Finish	C-USA Tourn. Seed	C-USA Tourn. Finish	Postseason
2005-06	14-15	7-7	5	5	1-1	—
2006-07	22-9	11-5	2	2	0-1	—
2007-08	16-15	9-7	4t	4	0-1	—
2008-09	17-14	7-9	6t	6	0-1	—
2009-10	15-17	6-10	9	9	1-1	—
Totals	84-70	47-46			2-5	





UTEP MINERS

QUICK FACTS

Location:

El Paso, Texas

Founded:

1914

Enrollment:

21,000

Nickname:

Miners

Colors:

Dark Blue, Orange, Silver Accent

Arena:

Don Haskins Center (12,000)

President:

Dr. Diana Natalicio

Director of Athletics:

Bob Stull

Faculty Athletics Rep:

Dr. Darla Smith

Senior Woman Administrator:

Lisa Campos

SPORTS INFORMATION

Basketball SID:

Jeff Darby

E-mail:

jdarby@utep.edu

Office Phone:

(915) 747-6652

Cell Phone:

(915) 204-0642

SID Fax:

(915) 747-5444

Press Row:

(915) 747-5154

BASKETBALL FACTS

Letterwinners Returning/Lost: 8/3

Starters Returning/Lost: 3/2

2009-10 Overall Record: 26-7

2009-10 C-USA Record: 15-1

C-USA Championship:

2-1, Finals

Postseason: NCAA First Round

All-Time Record:

1,237-932 (.570), 89 seasons

NCAA Tournament Appearances:

17 (1963, 64, 66, 67, 70, 75, 84, 85, 86, 87, 88, 89, 90, 92, 2004, 05, 10)

NCAA Record: 14-16 (.467)

NIT Appearances: 9

(1965, 72, 80, 81, 83, 93, 95, 2001, 06)

NIT Record: 6-9 (.400)

CBI Appearances: 2 (2008, 09-2nd)

CBI Record: 4-3 (.571)



Don Haskins Center



Tim Floyd

Tim Floyd HEAD COACH

Alma Mater: Louisiana Tech '77

Hometown: Hattiesburg, Miss.

Born: February 25, 1954

Career Record: 328-180 (.646)

Record at UTEP: First Year

C-USA Record: 0-0

C-USA Championship Record: 0-0

NCAA Tournament Record: 7-8 (.467)

NIT Record: 4-3 (.571)



ASSISTANT COACHES

Phil Johnson – 1st year (East Central Oklahoma '81)

Jason Niblett – 1st year (East Tennessee State '95)

William Small – 1st year (Bellhaven '93)



Dr. Diana Natalicio,
President



Bob Stull, Athletics
Director



Lisa Campos, SWA



Jeff Darby, SID

FOLLOW THE MINERS ONLINE

Official Website

www.UTEPAthletics.com

Facebook

UTEP Miners Football

MySpace

[www.myspace.com/
UTEPminermaniacs](http://www.myspace.com/UTEPminermaniacs)

Twitter

<http://twitter.com/PaydirtPete>
<http://twitter.com/UTEPAthletics>

YouTube

[http://www.youtube.com/user/
centeno20](http://www.youtube.com/user/centeno20)



2010-11 SCHEDULE

NOVEMBER

Fri.	12	PACIFIC	7:05 p.m.
Nov. 14-20 LEGENDS CLASSIC REGIONALS			
Sun.	14	MERCER	Noon
Sat.	20	WESTERN CAROLINA	8:30 p.m.
Tue.	23	NEW MEXICO STATE	7:05 p.m.
Nov. 26-27 at Legends Classic Championship, Atlantic City, N.J.			
Fri.	26	vs. Georgia Tech	3:30 p.m.
Sat.	27	vs. Michigan/Syracuse	TBD
Tue.	30	at New Mexico State	7 p.m.

DECEMBER

Sun.	12	ARKANSAS-PINE BLUFF	7:05 p.m.
Wed.	15	LOUISIANA-MONROE	7:05 p.m.
Sat.	18	TEXAS TECH	8 p.m.
Mon.	20	STEPHEN F. AUSTIN	8:30 p.m.
Thu.	23	at BYU	7 p.m.
Dec. 28-29 at BANK OF THE WEST DON HASKINS SUN BOWL INV'L			
Tue.	28	WESTERN NEW MEXICO	7 p.m.
Wed.	29	AIR FORCE	7:30 p.m.

JANUARY

Sun.	2	SAM HOUSTON STATE	2 p.m.
Wed.	5	→ TULSA	7:05 p.m.
Sat.	8	→ at UAB (CBS C)	2 p.m.
Wed.	12	→ at Tulane	6 p.m.
Sat.	15	→ RICE	7:05 p.m.
Sat.	22	→ at Houston	6 p.m.
Wed.	26	→ TULANE	7:05 p.m.
Sat.	29	→ at Tulsa (CBS C)	6 p.m.

FEBRUARY

Wed.	2	→ UCF	7:05 p.m.
Sat.	5	→ at Rice	1 p.m.
Sat.	12	→ SMU	7:05 p.m.
Wed.	16	→ at Southern Miss	7 p.m.
Sat.	19	→ HOUSTON (CBS C)	7:05 p.m.
Wed.	23	→ at East Carolina	5 p.m.
Sat.	26	→ MEMPHIS (ESPN2)	1 p.m.

March

Wed.	2	→ MARSHALL	7:05 p.m.
Sat.	5	→ at SMU	1 p.m.

March 9-12 at C-USA Men's Basketball Championship (El Paso, Texas)

Home games in CAPS. → Conference games. All Times Mountain and subject to change.

MINERS NOTEBOOK

- For the first time in 21 years, the Don Haskins Center will be the site of a league tournament as UTEP has been selected to host the 2011 Conference USA Championship. The men's tournament is slated for March 9-12, with the title game to be televised live on CBS on Saturday. UTEP hosted the Western Athletic Conference championship in 1984, 1985 and 1990, reaching the final three times and winning the event in 1984 and 1990.
- **Tim Floyd** was named the 18th head coach in UTEP basketball history on March 30, 2010. He was an assistant coach for the Miners under the legendary Don Haskins from 1978-86. Floyd has compiled a 328-180 record in 16 seasons as a college head coach at Idaho, New Orleans, Iowa State and USC. He was also head coach of the NBA's Chicago Bulls and New Orleans Hornets. Floyd's teams have made 11 postseason tournament appearances, including eight trips to the NAAs and three to the NIT.
- UTEP welcomes back three starters and eight letterwinners -- including 10 of the 15 players who saw action a year ago -- as it chases a second straight Conference USA championship. The Miners were 26-7 in 2009-10 and won the league's regular season crown with a 15-1 mark. UTEP advanced to the championship game of the Conference USA Tournament before making its first NCAA Tournament appearance since 2005. The Miners return 67.1 percent (1,667-of-2,484) of their points, 55.7 percent (620-of-1,113) of their rebounds and 72.1 percent (352-of-488) of their assists from a team that won 17 of 19 games versus C-USA opponents last season.
- The 2010-11 Miner roster features eight seniors -- **Claude Britten, Randy Culpepper, Isaac Gordon, Eric Muñoz, Christian Polk, Wayne Portalatin, Julyan Stone and Jeremy Williams** -- tying the largest composition in school history. The Miners also had eight seniors during the 2005-06 campaign. Britten, Culpepper, Muñoz, Portalatin and Stone are all entering their fourth season at UTEP. A sixth player, **Gabriel McCulley**, will be in his fourth season with the Miners as well, although he was a medical redshirt in 2009-10 and has two years of eligibility remaining.

2010-11 ROSTER

No.	Name	Pos.	Ht.	Wt.	Yr.	Hometown/Previous School
2	Tyler Tafoya	G	6-3	160	So.	El Paso, Texas/El Paso
3	Randy Culpepper	G	6-0	165	Sr.	Memphis, Tenn./Sheffield
4	DeShun Watkins	G	6-3	175	Fr.	West Memphis, Ark./West Memphis
5	Julyan Stone	G	6-7	200	Sr.	Goleta, Calif./Dos Pueblos Senior
13	Wayne Portalatin	C	6-10	255	Sr.	Allentown, Pa./The Patterson School [N.C.]
20	Isaac Gordon	G	6-5	210	Sr.	Los Angeles, Calif./Mercer
21	John Bahannon	C	6-10	210	Fr.	Lancaster, Texas/Lancaster
23	Gabriel McCulley	F/G	6-7	225	Sr.	Memphis, Tenn./Craigmont
24	Michael Perez	G	6-3	180	Fr.	Tucson, Ariz./Pueblo
31	Eric Muñoz	F	6-7	210	Sr.	El Paso, Texas/Eastwood
32	Claude Britten	C	6-11	280	Sr.	Baton Rouge, La./Genesis One Christian School [Miss.]
33	Michael Haynes	F	6-6	225	Fr.	Chicago, Ill./Heat Academy
34	Jeremy Williams	F	6-7	220	Sr.	Memphis, Tenn./Southwest Tennessee CC
40	Tony Baker	G	6-1	180	Fr.	El Paso, Texas/Austin
41	Christian Polk	G	6-4	190	Sr.	Glendale, Ariz./Arizona State





2009-10 STATISTICS ALL GAMES

Player	GP-GS	Min-Avg.	TOTAL		3-PTS		FT-FTA	Pct	REBOUNDS				PF	FO	A	TO	Blk	Stl	Pts	Avg
			FG-FGA	Pct	3FG-FGA	Pct			Off	Def	Tot	Avg								
CULPEPPER, Randy	33-33	1100-33.3	201-426	.472	82-223	.368	108-147	.735	24	68	92	2.8	62	0	63	58	9	59	592	17.9
CHARACTER, Derrick	27-22	720-26.7	148-261	.567	4-15	.267	80-119	.672	72	146	218	8.1	82	5	30	77	23	26	380	14.1
WILLIAMS, Jeremy	33-18	795-24.1	105-213	.493	25-68	.368	94-140	.671	47	108	155	4.7	102	4	28	43	16	23	329	10.0
MOULTRIE, Arnett	33-33	955-28.9	131-276	.475	9-40	.225	54-83	.651	65	155	220	6.7	72	1	41	70	27	45	325	9.8
POLK, Christian	32-15	786-24.6	102-273	.374	46-123	.374	51-73	.699	7	66	73	2.3	75	2	59	44	2	31	301	9.4
RUPPEL, Marcus	1-0	16-16.0	3-4	.750	2-2	1.000	0-0	.000	1	2	3	3.0	1	0	1	0	0	0	8	8.0
STONE, Julyan	33-33	1015-30.8	64-149	.430	15-50	.300	59-92	.641	11	158	169	5.1	73	1	180	68	15	52	202	6.1
BRITTEN, Claude	33-8	316-9.6	68-115	.591	0-0	.000	25-38	.658	34	36	70	2.1	66	0	7	14	18	5	161	4.9
STRONG, Myron	33-0	449-13.6	44-104	.423	7-36	.194	8-20	.400	8	44	52	1.6	50	0	64	33	0	28	103	3.1
McCULLEY, Gabriel	5-0	49-9.8	3-6	.500	1-4	.250	2-2	1.000	1	4	5	1.0	6	0	1	2	0	4	9	1.8
GORDON, Isaac	28-2	304-10.9	14-37	.378	9-23	.391	13-16	.813	7	27	34	1.2	14	0	11	14	3	11	50	1.8
PORTALATIN, Wayne	20-1	123-6.2	7-8	.875	0-0	.000	6-8	.750	8	11	19	1.0	35	3	2	5	6	3	20	1.0
MUNOZ, Eric	9-0	19-2.1	1-2	.500	1-1	1.000	0-0	.000	1	2	3	0.3	2	0	1	0	1	0	3	0.3
MENSA, Yaw	6-0	15-2.5	0-1	.000	0-0	.000	1-6	.167	0	0	0	0.0	1	0	0	1	0	1	1	0.2
TAFOYA, Tyler	8-0	13-1.6	0-4	.000	0-1	.000	0-0	.000	0	0	0	0.0	1	0	0	0	0	0	0	0.0
TEAM									37	43	80	2.4	1		6				0	
Total	33		891-1879	.474	201-586	.343	501-744	.673	323	870	1193	36.2	643	16	488	435	120	288	2484	75.3
Opponents	33		707-1804	.392	196-627	.313	521-780	.668	376	794	1170	35.5	621	-	378	519	78	190	2131	64.6

2009-10 STATISTICS C-USA GAMES

Player	GP-GS	Min-Avg.	TOTAL		3-PTS		FT-FTA	Pct	REBOUNDS				PF	FO	A	TO	Blk	Stl	Pts	Avg
			FG-FGA	Pct	3FG-FGA	Pct			Off	Def	Tot	Avg								
CULPEPPER, Randy	16-16	550-34.4	94-191	.492	43-104	.413	62-82	.756	9	32	41	2.6	28	0	22	29	4	28	293	18.3
CHARACTER, Derrick	15-12	420-28.0	87-161	.540	2-10	.200	41-60	.683	39	81	120	8.0	43	1	15	41	14	13	217	14.5
WILLIAMS, Jeremy	16-14	407-25.4	52-100	.520	16-35	.457	39-63	.619	18	63	81	5.1	48	1	12	25	9	9	159	9.9
POLK, Christian	15-2	352-23.5	40-126	.317	16-55	.291	23-35	.657	4	34	38	2.5	30	0	27	18	2	13	119	7.9
MOULTRIE, Arnett	16-16	470-29.4	51-119	.429	2-17	.118	19-32	.594	32	76	108	6.8	38	0	16	34	15	18	123	7.7
STONE, Julyan	16-16	511-31.9	23-58	.397	6-24	.250	27-41	.659	6	77	83	5.2	28	0	93	34	8	29	79	4.9
STRONG, Myron	16-0	240-15.0	31-55	.564	5-17	.294	2-8	.250	5	28	33	2.1	18	0	33	16	0	17	69	4.3
BRITTEN, Claude	16-2	122-7.6	30-46	.652	0-0	.000	4-8	.500	10	11	21	1.3	30	0	2	3	8	0	64	4.0
GORDON, Isaac	12-2	113-9.4	3-9	.333	2-6	.333	6-8	.750	2	4	6	0.5	2	0	2	6	2	4	14	1.2
MUNOZ, Eric	3-0	5-1.7	1-1	1.000	1-1	1.000	0-0	.000	0	0	0	0.0	0	0	0	0	0	0	3	1.0
PORTALATIN, Wayne	9-0	52-5.8	0-1	.000	0-0	.000	3-4	.750	3	4	7	0.8	15	1	0	3	5	0	3	0.3
TAFOYA, Tyler	2-0	2-1.0	0-1	.000	0-0	.000	0-0	.000	0	0	0	0.0	1	0	0	0	0	0	0	0.0
MENSA, Yaw	2-0	6-3.0	0-0	.000	0-0	.000	0-0	.000	0	0	0	0.0	0	0	0	1	0	0	0	0.0
TEAM									11	21	32	2.0	0		4				0	
Total	16		412-868	.475	93-269	.346	226-341	.663	139	431	570	35.6	281	3	222	214	67	131	1143	71.4
Opponents	16		345-898	.384	90-295	.305	211-332	.636	194	382	576	36.0	290	-	183	238	44	89	991	61.9

Returnees in bold.

2009-10 RESULTS (26-7, 15-1 C-USA)

Date	Opponent	Result	J23	at UCF (CSS)	W/96-59
N13	TEXAS SOUTHERN	W/89-70	J27	at TULANE	W/84-71
N18	ARKANSAS-PINE BLUFF	W/72-50	J30	at (25) UAB (KVIA)	W/74-65(2ot)
N21	ARKANSAS STATE	W/82-56	F3	at HOUSTON (CBS C)	W/65-58
N25	NORTH CAROLINA A&T	W/81-66	F6	at TULSA (ESPN2)	W/73-59
D1	at New Mexico State	W/79-58	F10	at SMU	W/62-51
D13	NEW MEXICO STATE	L/80-87	F13	at EAST CAROLINA	W/100-76
D16	vs. (20) Mississippi (Southaven, MS)	L/81-91(ot)	F20	at Tulsa (CBS C)	W/78-70
D19	ALCORN STATE	W/101-41	F24	at Southern Miss	W/59-56
Dec. 21 at All-College Classic, Oklahoma City, Okla.			F27	at RICE	W/78-64
D21	vs. Oklahoma (ESPN2)	W/89-74	M2	at Marshall	W/80-76
Dec. 28-29 BANK OF THE WEST DON HASKINS SUN BOWL INVITATIONAL			M6	at UAB	W/52-50
D28	NORFOLK STATE	W/93-56	March 10-13 at GMC Sierra C-USA Men's Basketball Championship (Tulsa, Okla.)		
D29	AIR FORCE	W/58-47	M11	vs. (9) UCF	W/76-54
J3	at (20) Texas Tech (FSN SW)	L/78-86	M12	vs. (5) Tulsa	W/75-61
J6	at SMU	W/49-45	M13	vs. (7) Houston	L/73-81
J9	(23) BYU (CBS C)	L/77-83	M18	vs. (5) Butler (NCAA/CBS)	L/59-77
J13	at Houston	L/65-75			
J16	at SOUTHERN MISS	W/56-49			
J20	at Memphis (CBS C)	W/72-67			

at Conference USA game. HOME GAMES IN CAPS.





UTEP

62 UTEP



THE FLOYD FILE

Coaching Experience

1976-77	Louisiana Tech Assistant Coach
1977-86	UTEP Assistant Coach
1986-88	Idaho Head Coach - 35-25 (.583) - Two Seasons
1988-94	New Orleans Head Coach - 127-58 (.686) - Six Seasons
1994-98	Iowa State Head Coach - 81-47 (.633) - Four Seasons
1998-01	Chicago Bulls Head Coach
2003-04	New Orleans Hornets Head Coach
2005-09	USC Head Coach - 85-50 (.630) - Four Seasons
2010-	UTEP Head Coach - First Season

Year	Record	School
1986-87	16-14 (.533)	Idaho
1987-88	19-11 (.633)	Idaho
1988-89	19-11 (.633)	New Orleans
1989-90	21-11 (.656)	New Orleans
1990-91	23-8 (.742)	New Orleans
1991-92	18-14 (.563)	New Orleans
1992-93	26-4 (.867)	New Orleans
1993-94	20-10 (.667)	New Orleans
1994-95	23-11 (.676)	Iowa State
1995-96	24-9 (.727)	Iowa State
1996-97	22-9 (.710)	Iowa State
1997-98	12-18 (.400)	Iowa State
2005-06	17-13 (.567)	USC
2006-07	25-12 (.676)	USC
2007-08	21-12 (.636)	USC
2008-09	22-13 (.629)	USC
Total	328-180 (.646)	12 Seasons

UTEP HISTORY

Regular Season Conference

Championships: 4

1984	1985
1987	2010

Conference Tournament

Championships: 5

1984	1986
1989	1990
2005	

Conference Tournament Title Game

Appearances: 11

Year	Opp.	Result
1984	New Mexico	W, 44-38
1985	San Diego State	L, 81-87
1986	Wyoming	W, 65-64
1988	Wyoming	L, 75-79
1989	Colorado State	W, 73-60
1990	Hawai'i	W, 75-58
1992	BYU	L, 71-73
1993	New Mexico	L, 65-76
2004	Nevada	L, 60-66
2005	Boise State	W, 91-76
2010	Houston	L, 73-81

ALL-TIME COACHING RECORDS

Name	Years	Rec. (Pct.)
Tommy Dwyer	1913-23	14-30 (.318)
Jack Vowell	1923-24	3-10 (.231)
George Powell	1924-26	6-13 (.316)
E.J. Stewart	1927-28	6-8 (.429)
Mack Saxon	1928-34	34-61 (.358)
J.B. Andrews	1935-36	0-12 (.000)
Marshall Pennington	1936-43	63-83 (.431)
Charles Finley	1944-45	10-12 (.455)
Dale Waters	1945-47, 48-49, 50-53	51-83 (.381)
Ross Moore	1947-48, 49-50	30-29 (.508)
George McCarty	1953-59	77-58 (.570)
Harold Davis	1959-61	18-31 (.367)
Don Haskins	1961-99	719-354 (.670)
Jason Rabedeaux	1999-02	46-46 (.500)
Billy Gillispie	2002-04	30-32 (.484)
Doc Sadler	2004-2006	48-18 (.727)
Tony Barbee	2006-10	81-52 (.609)

YEAR BY YEAR

Year	Coach	Record
1914-15	Tommy Dwyer	2-7
1915-16	Tommy Dwyer	2-6
1917-18	Tommy Dwyer	2-6
1919-20	Tommy Dwyer	7-5
1922-23	Tommy Dwyer	1-6
1923-24	Jack Vowell	3-10
1924-25	George Powell	3-8
1925-26	George Powell	3-5
1927-28	E.J. Stewart	6-8
1928-29	Mack Saxon	4-14
1929-30	Mack Saxon	13-6
1930-31	Mack Saxon	7-9
1931-32	Mack Saxon	6-7
1932-33	Mack Saxon	1-9
1933-34	Mack Saxon	3-16
1935-36	J.B. Andrews	0-12
1936-37	Marshall Pennington	2-16
1937-38	Marshall Pennington	4-17
1938-39	Marshall Pennington	6-13
1939-40	Marshall Pennington	15-11
1940-41	Marshall Pennington	14-9
1941-42	Marshall Pennington	11-11
1942-43	Marshall Pennington	11-6
1944-45	Charles Finley	10-12
1945-46	Dale Waters	8-10
1946-47	Dale Waters	12-8
1947-48	Ross Moore	13-16
1948-49	Dale Waters	8-12
1949-50	Ross Moore	17-13
1950-51	Dale Waters	10-15
1951-52	Dale Waters	8-17
1952-53	Dale Waters	5-21
1953-54	George McCarty	8-14
1954-55	George McCarty	14-7
1955-56	George McCarty	12-10
1956-57	George McCarty	15-8
1957-58	George McCarty	14-10
1958-59	George McCarty	14-9
1959-60	Harold Davis	6-19
1960-61	Harold Davis	12-12
1961-62	Don Haskins	18-6
1962-63	Don Haskins	19-7 NCAA (0-1)
1963-64	Don Haskins	25-3 NCAA (2-1)
1964-65	Don Haskins	16-9 NIT (0-1)
1965-66	Don Haskins	28-1 NCAA (6-0)
1966-67	Don Haskins	22-6 NCAA (2-1)
1967-68	Don Haskins	14-9
1968-69	Don Haskins	16-9
1969-70	Don Haskins	17-8 NCAA (0-1)
1970-71	Don Haskins	16-10
1971-72	Don Haskins	20-7 NIT (0-1)
1972-73	Don Haskins	16-10
1973-74	Don Haskins	18-7
1974-75	Don Haskins	20-6 NCAA (0-1)
1975-76	Don Haskins	19-7
1976-77	Don Haskins	11-15
1977-78	Don Haskins	10-16
1978-79	Don Haskins	11-15
1979-80	Don Haskins	20-8 NIT (1-1)
1980-81	Don Haskins	18-12 NIT (1-1)
1981-82	Don Haskins	20-8
1982-83	Don Haskins	19-10 NIT (0-1)
1983-84	Don Haskins	27-4 NCAA (0-1)
1984-85	Don Haskins	22-10 NCAA (1-1)
1985-86	Don Haskins	27-6 NCAA (0-1)
1986-87	Don Haskins	25-7 NCAA (1-1)
1987-88	Don Haskins	23-10 NCAA (0-1)
1988-89	Don Haskins	26-7 NCAA (1-1)
1989-90	Don Haskins	21-11 NCAA (0-1)
1990-91	Don Haskins	16-13
1991-92	Don Haskins	27-7 NCAA (2-1)
1992-93	Don Haskins	21-13 NIT (1-1)
1993-94	Don Haskins	18-12
1994-95	Don Haskins	20-10 NIT (1-1)
1995-96	Don Haskins	12-16
1996-97	Don Haskins	13-13
1997-98	Don Haskins	12-14
1998-99	Don Haskins	16-12
1999-00	Jason Rabedeaux	13-15
2000-01	Jason Rabedeaux	23-9 NIT (1-1)
2001-02	Jason Rabedeaux	10-22
2002-03	Billy Gillispie	6-24
2003-04	Billy Gillispie	24-8 NCAA (0-1)
2004-05	Doc Sadler	27-8 NCAA (0-1)
2005-06	Doc Sadler	21-10 NIT (1-1)
2006-07	Tony Barbee	14-17
2007-08	Tony Barbee	19-14 CBI (0-1)
2008-09	Tony Barbee	23-14 CBI (4-2)
2009-10	Tony Barbee	25-7 NCAA (0-1)

89 Seasons 1,237-932 (.570)

YEAR-BY-YEAR IN C-USA

Year	Overall	C-USA	C-USA Finish	C-USA Tourn. Seed	C-USA Tourn. Finish	Postseason
2005-06	21-10	11-3	3	3	1-1	NIT
2006-07	14-17	6-10	10	10	0-1	—
2007-08	19-14	8-8	6t	6	2-1	CBI
2008-09	23-15	10-6	4t	4	0-1	CBI
2009-10	25-7	15-1	1	1	2-1	NCAA
Totals	102-63	50-28			5-5	

2008-09 STANDINGS / POSTSEASON RESULTS

	C-USA GAMES				ALL GAMES					C-USA HISTORY			
	W-L	PCT.	H	A	W-L	PCT.	H	A	N	W-L	PCT.	C-USA	PCT.
% - UTEP	15-1	.938	8-0	7-1	26-7	.788	15-2	9-2	2-3	103-62	.624	50-28	.641
Memphis	13-3	.813	7-1	6-2	24-10	.706	17-3	7-5	0-2	359-145	.712	168-50	.771
UAB	11-5	.688	5-3	6-2	25-9	.735	14-4	9-4	2-1	293-186	.612	115-87	.569
Marshall	11-5	.688	5-3	6-2	24-10	.706	15-4	8-4	1-2	80-76	.513	38-40	.487
Tulsa	10-6	.625	6-2	4-4	23-12	.657	18-3	5-7	0-2	104-65	.615	45-33	.577
Southern Miss	8-8	.500	5-3	3-5	20-14	.588	11-3	6-8	3-3	230-220	.511	88-114	.436
↔ - Houston	7-9	.438	5-3	2-6	19-16	.543	10-5	4-9	5-2	204-225	.476	80-108	.426
SMU	7-9	.438	4-4	3-5	14-17	.452	10-7	4-6	0-3	60-91	.397	21-57	.269
UCF	6-10	.375	3-5	3-5	15-17	.469	9-6	3-9	3-2	84-70	.545	40-38	.513
East Carolina	4-12	.250	1-7	3-5	10-21	.324	5-9	4-8	1-3	94-167	.360	25-85	.227
Tulane	3-13	.188	2-6	1-7	8-22	.276	5-10	2-9	1-2	209-239	.467	82-120	.406
Rice	1-15	.063	0-8	1-7	8-23	.258	7-10	1-13	0-0	50-104	.325	19-59	.244

% - C-USA Regular Season Champions

↔ - C-USA Tournament Champions

2010 C-USA MEN'S BASKETBALL CHAMPIONSHIP

BOK Center - Tulsa, Okla.

Wednesday, March 10

(7) Houston 93, (10) East Carolina 80
 (6) Southern Miss 57, (11) Tulane 47
 (5) Tulsa 73, (12) Rice 62
 (9) UCF, (8) SMU 53

Thursday, March 11 - Quarterfinals

Houston 66, (2) Memphis 65
 Southern Miss 58, (3) UAB 44
 Tulsa 80, (4) Marshall (64)
 (1) UTEP 76, UCF 54

Friday, March 12 - Semifinals

UTEP 75, Tulsa 61
 Houston 74, Southern Miss 66

Saturday, March 13 - Final

Houston 81, UTEP 73

ALL-TOURNAMENT TEAM

Kelvin Lewis, Houston (MVP)
 Aubrey Coleman, Houston
 Randy Culpepper, UTEP
 Arnett Moultrie, UTEP
 Gary Flowers, Southern Miss

2010 NCAA CHAMPIONSHIP

Thursday, March 18

NCAA First Round, San Jose, Calif.
 (5) Butler 77, (12) UTEP 59

Friday, March 19

NCAA First Round, Spokane, Wash.
 (4) Maryland 89, (13) Houston 77

2010 NATIONAL INVITATION TOURNAMENT

First Round

Tuesday, March 16

(2) UAB 65, (7) Coastal Carolina 49

Wednesday, March 17

(3) Memphis 73, (6) St. John's 71
 (4) Kent State 55, (5) Tulsa 54

Second Round

Friday, March 19

(2) Mississippi 90, (3) Memphis 81

Saturday, March 20

(2) UAB 72, (6) North Carolina State 52

Third Round

Tuesday, March 23

(4) North Carolina 60, (2) UAB 55

COLLEGEINSIDER.COM TOURNAMENT (CIT)

Tuesday, March 16

(1) Marshall 90, (10) Western Carolina 88

Thursday, March 18

(15) Louisiana Tech 66, (2) Southern Miss 57

Monday, March 22

Appalachian State 80, (1) Marshall 72

2009-10 CONFERENCE USA MEN'S BASKETBALL AWARDS

CONFERENCE POSTSEASON AWARDS

2009 C-USA PLAYER OF THE YEAR

Randy Culpepper, UTEP

2010 C-USA COACH OF THE YEAR

Tony Barbee, UTEP

2010 C-USA FRESHMAN OF THE YEAR

Hassan Whiteside, Marshall

2010 C-USA NEWCOMER OF THE YEAR

Elliot Williams, Memphis

2010 C-USA DEFENSIVE PLAYER OF THE YEAR

Hassan Whiteside, Marshall

2010 C-USA CO-SIXTH PLAYERS OF THE YEAR

Steven Idlet, Tulsa
Dago Pena, Marshall

ALL-CONFERENCE FIRST TEAM

Aubrey Coleman, Houston
Randy Culpepper, UTEP
Elijah Millsap, UAB
Ben Uzoh, Tulsa
Elliot Williams, Memphis

ALL-CONFERENCE SECOND TEAM

Derrick Character, UTEP
Gary Flowers, Southern Miss
Jerome Jordan, Tulsa
Hassan Whiteside, Marshall
Tyler Wilkerson, Marshall

ALL-CONFERENCE THIRD TEAM

Papa Dia, SMU
Aaron Johnson, UAB
Derek Williams, SMU
Wesley Witherspoon, Memphis
Brock Young, East Carolina

ALL-FRESHMAN TEAMS

Keith Clanton, UCF
Marcus Jordan, UCF
Arsalan Kazemi, Rice
Kendall Timmons, Tulane
Hassan Whiteside, Marshall

ALL-DEFENSIVE TEAM

Aaron Johnson, UAB
Jerome Jordan, Tulsa
Julyan Stone, UTEP
Sai'Quon Stone, Southern Miss
Hassan Whiteside, Marshall

ALL-ACADEMIC TEAM 2010

Connor Frizelle, Rice
Lucas Kuipers, Rice
George Drake, UAB
Isaac Sosa, UCF
Isaac Gordon, UTEP

Returning Players in Bold.

C-USA WEEKLY AWARDS

2009-10 PLAYERS OF THE WEEK

N16: **Isaac Sosa, UCF**
N23: Aubrey Coleman, Houston
N30: Aubrey Coleman, Houston
D7: **Justin Hurtt, Tulsa**
D14: Elliot Williams, Memphis
D21: Elijah Millsap, UAB
D28: Aubrey Coleman, Houston
J4: Elijah Millsap, UAB
J11: Ben Uzoh, Tulsa
J18: Aubrey Coleman, Houston
J25: **Randy Culpepper, UTEP**
F1: Derrick Character, UTEP
F8: **Wesley Witherspoon, Memphis**
F15: **Randy Culpepper, UTEP**
F22: **Randy Culpepper, UTEP**
M1: Aubrey Coleman, Houston
M8: Tyler Wilkerson, Marshall

2009-10 ROOKIES OF THE WEEK

N16 Elijah Millsap, UAB
N23 Elliot Williams, Memphis
N30 Hassan Whiteside, Marshall
D7 Elliot Williams, Memphis
D14 Hassan Whiteside, Marshall
D21 **Marcus Jordan, UCF**
Jeremy Williams, UTEP
Jamarr Sanders, UAB
J4 Derrick Character, UTEP
J11 Elijah Millsap, UAB
Elliot Williams, Memphis
J18 Hassan Whiteside, Marshall
J25 Hassan Whiteside, Marshall
F1 **Arsalan Kazemi, Rice**
F8 Derrick Character, UTEP
F15 Elliot Williams, Memphis
F22 Hassan Whiteside, Marshall
M1 Hassan Whiteside, Marshall
M8 **Jordan Callahan, Tulane**

NATIONAL AWARDS

ASSOCIATED PRESS

ALL-AMERICA HONORABLE MENTION

Randy Culpepper, UTEP
Hassan Whiteside, Marshall

DISTRICT 11 FIRST TEAM

Derrick Character, UTEP
Aubrey Coleman, Houston
Jerome Jordan, Tulsa
Elijah Millsap, UAB
Elliot Williams, Memphis

DISTRICT 11 SECOND TEAM

Randy Culpepper, UTEP
Ben Uzoh, Tulsa
Hassan Whiteside, Marshall
Tyler Wilkerson, Marshall
Derek Williams, SMU

DISTRICT 11 COACH OF THE YEAR

Tony Barbee, UTEP

USBWA

ALL-DISTRICT IV

Elliot Williams, Memphis

ALL-DISTRICT VII

Randy Culpepper, UTEP

The Sporting News

FRESHMAN ALL-AMERICA SECOND TEAM

Hassan Whiteside, Marshall

CBSSports.com

FRESHMAN ALL-AMERICA TEAM

Hassan Whiteside, Marshall

Collegelinsider.com

LEFTY DRIESELL DEFENSIVE

ALL-AMERICA TEAM

Hassan Whiteside, Marshall

FoxSports.com

ALL-FRESHMAN TEAM

Hassan Whiteside, Marshall

2009-10 STATISTICS - INDIVIDUAL, ALL GAMES

SCORING

	Player-Team	Cl	G	FG	3FG	FT	Pts	Avg/G
1.	COLEMAN, Aubrey-HOU	SR	35	305	51	235	896	25.6
2.	WILLIAMS, Elliot-MEM	SO	34	178	60	194	610	17.9
3.	CULPEPPER, Randy-UTEP	JR	33	201	82	108	592	17.9
4.	WILLIAMS, Derek-SMU	SR	31	168	38	140	514	16.6
5.	MILLSAP, Elijah-UAB	JR	34	182	19	164	547	16.1
6.	YOUNG, Brock-ECU	JR	31	146	32	158	482	15.5
7.	LEWIS, Kelvin-HOU	SR	35	183	102	76	544	15.5
8.	JORDAN, Jerome-TLS	SR	35	184	0	172	540	15.4
9.	UZOH, Ben-TLS	SR	35	184	49	117	534	15.3
10.	FLOWERS, Gary-USM	JR	33	203	25	65	496	15.0
11.	HURTT, Justin-TLS	JR	35	169	78	90	506	14.5
12.	CHARACTER, Derrick-UTEP	JR	27	148	4	80	380	14.1
13.	WILKERSON, Tyler-MAR	SR	33	169	15	108	461	14.0
14.	WHITESIDE, Hassan-MAR	FR	34	167	3	110	447	13.1
15.	MORROW, Darrius-ECU	SO	28	119	0	116	354	12.6
16.	WITHERSPOON, Wesley-MEM	SO	34	135	34	120	424	12.5
17.	DIA, Papa-SMU	JR	31	143	0	96	382	12.3
18.	CRAWFORD, Howard-UAB	SR	34	143	10	105	401	11.8
19.	RICHARD, Kris-TLN	JR	28	120	44	46	330	11.8
20.	ABRAMS, Jamar-ECU	JR	31	123	56	42	344	11.1

REBOUNDING

	Player-Team	Cl	G	OFF	DEF	TOT	Avg/G
1.	MILLSAP, Elijah-UAB	JR	34	92	232	324	9.5
2.	KAZEMI, Arsalan-RICE	FR	30	98	174	272	9.1
3.	JORDAN, Jerome-TLS	SR	35	84	233	317	9.1
4.	WHITESIDE, Hassan-MAR	FR	34	92	211	303	8.9
5.	DIA, Papa-SMU	JR	31	94	172	266	8.6
6.	FLOWERS, Gary-USM	JR	33	83	190	273	8.3
7.	CHARACTER, Derrick-UTEP	JR	27	72	146	218	8.1
8.	COLEMAN, Aubrey-HOU	SR	35	85	174	259	7.4
9.	McNEIL, Maurice-HOU	JR	33	111	132	243	7.4
10.	WILKERSON, Tyler-MAR	SR	33	77	161	238	7.2

FIELD GOAL PCT (Min. 4.0 made per game)

	Player-Team	Cl	G	FG	FGA	Pct
1.	MORROW, Darrius-ECU	SO	28	119	205	.580
2.	CHARACTER, Derrick-UTEP	JR	27	148	261	.567
3.	JORDAN, Jerome-TLS	SR	35	184	335	.549
4.	DIA, Papa-SMU	JR	31	143	263	.544
5.	WHITESIDE, Hassan-MAR	FR	34	167	319	.524
6.	WILKERSON, Tyler-MAR	SR	33	169	326	.518
7.	TYLER, A.J.-UCF	JR	32	136	281	.484
8.	CULPEPPER, Randy-UTEP	JR	33	201	426	.472
9.	CRAWFORD, Howard-UAB	SR	34	143	304	.470
10.	FLOWERS, Gary-USM	JR	33	203	437	.465

ASSISTS

	Player-Team	Cl	G	Assists	Avg/G
1.	YOUNG, Brock-ECU	JR	31	171	5.52
2.	STONE, Julyan-UTEP	JR	33	180	5.45
3.	JOHNSON, Aaron-UAB	JR	34	164	4.82
4.	WADE, Desmond-HOU	SO	35	167	4.77
5.	PITTS, Damier-MAR	SO	31	147	4.74
6.	UZOH, Ben-TLS	SR	35	163	4.66
7.	ROMPZA, A.J.-UCF	SO	31	144	4.65
8.	KEMP, Willie-MEM	SR	34	145	4.26
9.	WILLIAMS, Elliot-MEM	SO	34	128	3.76
10.	WILLIAMS, Derek-SMU	SR	31	114	3.68

FREE THROW PCT (Min. 2.0 made per game)

	Player-Team	Cl	G	FTM	FTA	Pct
1.	PITTS, Damier-MAR	SO	31	89	107	.832
2.	YOUNG, Brock-ECU	JR	31	158	193	.819
3.	JOHNSON, Angelo-USM	SO	34	101	124	.815
4.	HURTT, Justin-TLS	JR	35	90	111	.811
5.	STONE, Sai'Quon-USM	JR	34	101	126	.802
6.	DIA, Papa-SMU	JR	31	96	120	.800
7.	LEWIS, Kelvin-HOU	SR	35	76	97	.784
8.	BOLDEN, Maurice-USM	SO	34	86	110	.782
9.	WILKERSON, Tyler-MAR	SR	33	108	140	.771
10.	UZOH, Ben-TLS	SR	35	117	153	.765

STEALS

	Player-Team	Cl	G	Steals	Avg/G
1.	COLEMAN, Aubrey-HOU	SR	35	93	2.66
2.	ROMPZA, A.J.-UCF	SO	31	81	2.61
3.	LEWIS, Kelvin-HOU	SR	35	63	1.80
4.	CULPEPPER, Randy-UTEP	JR	33	59	1.79
5.	JACKSON, Tamir-RICE	FR	31	53	1.71
6.	SALLIE, Roburt-MEM	JR	34	58	1.71
7.	RICHARD, Kris-TLN	JR	28	47	1.68
8.	MILLSAP, Elijah-UAB	JR	34	56	1.65
9.	JOHNSON, Aaron-UAB	JR	34	54	1.59
10.	STONE, Julyan-UTEP	JR	33	52	1.58

3-POINT FG PCT (Min. 1.7 made per game)

	Player-Team	Cl	G	3FG	FGA	Pct
1.	SOSA, Isaac-UCF	SO	32	73	171	.427
2.	LUTZ, Chris-MAR	SR	34	64	152	.421
3.	SALLIE, Roburt-MEM	JR	34	64	155	.413
4.	NYAKUNDI, Robert-SMU	SO	27	46	115	.400
5.	LEWIS, Kelvin-HOU	SR	35	102	257	.397
6.	HURTT, Justin-TLS	JR	35	78	200	.390
7.	MACK, Doneal-MEM	SR	34	63	164	.384
8.	SANDERS, Jamarr-UAB	JR	34	70	187	.374
9.	CULPEPPER, Randy-UTEP	JR	33	82	223	.368
10.	WILLIAMS, Elliot-MEM	SO	34	60	164	.366

3-POINT FG MADE

	Player-Team	Cl	G	3FG	Avg/G
1.	LEWIS, Kelvin-HOU	SR	35	102	2.91
2.	CULPEPPER, Randy-UTEP	JR	33	82	2.48
3.	SOSA, Isaac-UCF	SO	32	73	2.28
4.	HURTT, Justin-TLS	JR	35	78	2.23
5.	SANDERS, Jamarr-UAB	JR	34	70	2.06
6.	LUTZ, Chris-MAR	SR	34	64	1.88
	SALLIE, Roburt-MEM	JR	34	64	1.88
8.	MACK, Doneal-MEM	SR	34	63	1.85
9.	ABRAMS, Jamar-ECU	JR	31	56	1.81
10.	WILLIAMS, Elliot-MEM	SO	34	60	1.76

BLOCKED SHOTS

	Player-Team	Cl	G	Blocks	Avg/G
1.	WHITESIDE, Hassan-MAR	FR	34	182	5.35
2.	JORDAN, Jerome-TLS	SR	35	82	2.34
3.	COLEMAN, Will-MEM	JR	34	73	2.15
4.	FLOWERS, Gary-USM	JR	33	60	1.82
5.	CLANTON, Keith-UCF	FR	32	45	1.41
6.	DIA, Papa-SMU	JR	31	38	1.23
7.	McNEIL, Maurice-HOU	JR	33	38	1.15
8.	WYNN, Chad-ECU	JR	27	28	1.04
9.	WILKERSON, Tyler-MAR	SR	33	34	1.03
10.	IDLET, Steven-TLS	SO	35	35	1.00

2009-10 STATISTICS - TEAM, ALL GAMES

SCORING OFFENSE

Team	G	W-LPts	Avg/G
1. Marshall	34	24-10	2717 79.9
2. Houston	35	19-16	2751 78.6
3. Memphis	34	24-10	2565 75.4
4. UTEP	33	26-7	2484 75.3
5. Tulsa	35	23-12	2500 71.4
6. East Carolina	31	10-21	2082 67.2
7. UAB	34	25-9	2276 66.9
8. UCF	32	15-17	2133 66.7
9. SMU	31	14-17	2053 66.2
10. Southern Miss	34	20-14	2200 64.7
11. Rice	31	8-23	1983 64.0
12. Tulane	30	8-22	1864 62.1

SCORING DEFENSE

Team	G	Pts	Avg/G
1. Southern Miss	34	2034	59.8
2. UAB	34	2053	60.4
3. SMU	31	1998	64.5
4. UTEP	33	2131	64.6
5. Tulsa	35	2284	65.3
6. Memphis	34	2233	65.7
7. Tulane	30	2005	66.8
8. UCF	32	2184	68.2
9. Marshall	34	2347	69.0
10. Rice	31	2161	69.7
11. East Carolina	31	2323	74.9
12. Houston	35	2624	75.0

SCORING MARGIN

Team	G	OFF	DEF	Margin
1. Marshall	34	79.9	69.0	+10.9
2. UTEP	33	75.3	64.6	+10.7
3. Memphis	34	75.4	65.7	+9.8
4. UAB	34	66.9	60.4	+6.6
5. Tulsa	35	71.4	65.3	+6.2
6. Southern Miss	34	64.7	59.8	+4.9
7. Houston	35	78.6	75.0	+3.6
8. SMU	31	66.2	64.5	+1.8
9. UCF	32	66.7	68.2	-1.6
10. Tulane	30	62.1	66.8	-4.7
11. Rice	31	64.0	69.7	-5.7
12. East Carolina	31	67.2	74.9	-7.8

FREE THROW PERCENTAGES

Team	G	FTM	FTA	Pct
1. Southern Miss	34	529	733	.722
2. Houston	35	545	768	.710
3. Tulsa	35	623	881	.707
4. East Carolina	31	480	685	.701
5. SMU	31	450	643	.700
6. Memphis	34	573	826	.694
UAB	34	573	826	.694
8. Tulane	30	424	612	.693
9. Marshall	34	597	873	.684
10. UCF	32	439	644	.682
11. UTEP	33	501	744	.673
12. Rice	31	413	638	.647

FIELD GOAL PERCENTAGES

Team	G	FG	FGA	Pct
1. Marshall	34	949	1985	.478
2. UTEP	33	891	1879	.474
3. Memphis	34	854	1859	.459
4. SMU	31	710	1554	.457
5. Tulsa	35	852	1871	.455
6. UCF	32	758	1716	.442
7. East Carolina	31	717	1641	.437
8. UAB	34	763	1806	.422
9. Houston	35	958	2282	.420
10. Southern Miss	34	758	1821	.416
11. Rice	31	703	1739	.404
12. Tulane	30	636	1603	.397

FIELD GOAL PCT DEFENSE

Team	G	FG	FGA	Pct
1. UTEP	33	707	1804	.392
2. Marshall	34	829	2096	.396
3. Tulsa	35	802	2001	.401
4. Southern Miss	34	699	1727	.405
5. UAB	34	713	1752	.407
6. Memphis	34	768	1832	.419
7. SMU	31	700	1640	.427
8. UCF	32	750	1708	.439
9. East Carolina	31	816	1853	.440
10. Rice	31	726	1640	.443
11. Tulane	30	698	1534	.455
12. Houston	35	929	2016	.461

3-POINT FIELD GOAL PERCENTAGES

Team	G	FG	FGA	Pct
1. Memphis	34	284	732	.388
2. Marshall	34	222	591	.376
3. Houston	35	290	814	.356
4. Tulsa	35	173	489	.354
5. SMU	31	183	521	.351
6. UTEP	33	201	586	.343
7. UCF	32	178	526	.338
8. East Carolina	31	168	515	.326
9. Tulane	30	168	518	.324
10. Southern Miss	34	155	478	.324
11. UAB	34	177	569	.311
12. Rice	31	164	532	.308

3-POINT FIELD GOAL PCT DEFENSE

Team	G	FG	FGA	Pct
1. Southern Miss	34	197	656	.300
2. Tulsa	35	165	530	.311
3. Tulane	30	134	430	.312
4. UTEP	33	196	627	.313
5. UAB	34	156	498	.313
6. Marshall	34	191	598	.319
7. Memphis	34	168	511	.329
8. Houston	35	197	594	.332
9. Rice	31	221	633	.349
10. UCF	32	212	607	.349
11. SMU	31	230	643	.358
12. East Carolina	31	232	622	.373

REBOUNDING MARGIN

Team	G	TEAM	Avg	OPP	Avg	Margin
1. Sou. Miss	34	1285	37.8	1047	30.8	+7.0
2. Tulsa	35	1336	38.2	1134	32.4	+5.8
3. UAB	34	1248	36.7	1082	31.8	+4.9
4. SMU	31	1032	33.3	917	29.6	+3.7
5. Marshall	34	1327	39.0	1238	36.4	+2.6
6. E. Carolina	31	1103	35.6	1056	34.1	+1.5
7. UTEP	33	1193	36.2	1170	35.5	+0.7
8. Rice	31	1097	35.4	1096	35.4	+0.0
9. UCF	32	1052	32.9	1088	34.0	-1.1
10. Memphis	34	1103	32.4	1182	34.8	-2.3
11. Tulane	30	925	30.8	1093	36.4	-5.6
12. Houston	35	1185	33.9	1480	42.3	-8.4

BLOCKED SHOTS

Team	G	Blocks	Avg/G
1. Marshall	34	268	7.88
2. Tulsa	35	195	5.57
3. Memphis	34	182	5.35
4. UTEP	33	120	3.64
5. Southern Miss	34	121	3.56
6. East Carolina	31	106	3.42
7. UCF	32	95	2.97
8. Houston	35	103	2.94
9. Tulane	30	84	2.80
10. UAB	34	91	2.68
11. Rice	31	82	2.65
12. SMU	31	76	2.45

ASSISTS

Team	G	Assists	Avg/G
1. Marshall	34	549	16.15
2. UCF	32	474	14.81
3. UTEP	33	488	14.79
4. Memphis	34	468	13.76
5. Tulsa	35	438	12.51
6. Houston	35	435	12.43
7. Rice	31	369	11.90
8. East Carolina	31	367	11.84
9. UAB	34	390	11.47
10. Tulane	30	328	10.93
11. SMU	31	333	10.74
12. Southern Miss	34	326	9.59

STEALS

Team	G	Steals	Avg/G
1. Houston	35	329	9.40
2. UTEP	33	288	8.73
3. Memphis	34	276	8.12
4. UCF	32	248	7.75
5. Tulane	30	231	7.70
6. Rice	31	229	7.39
7. UAB	34	223	6.56
8. East Carolina	31	199	6.42
9. Marshall	34	216	6.35
10. SMU	31	176	5.68
11. Southern Miss	34	179	5.26
12. Tulsa	35	156	4.46

3-POINT FIELD GOALS MADE

Team	G	3FG	Avg/G
1. Memphis	34	284	8.35
2. Houston	35	290	8.29
3. Marshall	34	222	6.53
4. UTEP	33	201	6.09
5. SMU	31	183	5.90
6. Tulane	30	168	5.60
7. UCF	32	178	5.56
8. East Carolina	31	168	5.42
9. Rice	31	164	5.29
10. UAB	34	177	5.21
11. Tulsa	35	173	4.94
12. Southern Miss	34	155	4.56

2009-10 STATISTICS - INDIVIDUAL, C-USA GAMES

To be ranked, a player must appear in at least 75.0% of their team's games.

SCORING

	Player-Team	Cl	G	FG	3FG	FT	Pts	PPG
1.	COLEMAN, Aubrey-HOU	SR	16	136	25	123	420	26.3
2.	WILLIAMS, Elliot-MEM	SO	16	87	32	92	298	18.6
3.	CULPEPPER, Randy-UTEP	JR	16	94	43	62	293	18.3
4.	WILLIAMS, Derek-SMU	SR	16	90	26	60	266	16.6
5.	JORDAN, Jerome-TLS	SR	16	89	0	79	257	16.1
6.	UZOH, Ben-TLS	SR	16	90	21	49	250	15.6
7.	MILLSAP, Elijah-UAB	JR	16	78	6	84	246	15.4
8.	YOUNG, Brock-ECU	JR	16	75	13	81	244	15.3
9.	WILKERSON, Tyler-MAR	SR	16	83	5	66	237	14.8
10.	FLOWERS, Gary-USM	JR	16	96	15	29	236	14.8
11.	CHARACTER, Derrick-UTEP	JR	15	87	2	41	217	14.5
12.	WHITESIDE, Hassan-MAR	FR	16	79	1	65	224	14.0
13.	DIA, Papa-SMU	JR	16	81	0	60	222	13.9
14.	HURTT, Justin-TLS	JR	16	72	33	39	216	13.5
15.	WITHERSPOON, Wesley-MEM	SO	16	61	10	79	211	13.2
16.	LEWIS, Kelvin-HOU	SR	16	67	37	34	205	12.8
17.	MORROW, Darrius-ECU	SO	13	53	0	57	163	12.5
18.	TIMMONS, Kendall-TLN	FR	16	71	3	50	195	12.2
19.	SALLIE, Roburt-MEM	JR	16	51	35	46	183	11.4
20.	ABRAMS, Jamar-ECU	JR	16	66	30	20	182	11.4

REBOUNDING

	Player-Team	Cl	G	OFF	DEF	TOT	RPG
1.	KAZEMI, Arsalan-RICE	FR	16	55	101	156	9.8
2.	MILLSAP, Elijah-UAB	JR	16	41	106	147	9.2
3.	WHITESIDE, Hassan-MAR	FR	16	37	109	146	9.1
4.	DIA, Papa-SMU	JR	16	45	100	145	9.1
5.	JORDAN, Jerome-TLS	SR	16	34	107	141	8.8
6.	McNEIL, Maurice-HOU	JR	14	58	60	118	8.4
7.	CHARACTER, Derrick-UTEP	JR	15	39	81	120	8.0
8.	FLOWERS, Gary-USM	JR	16	42	78	120	7.5
	COLEMAN, Aubrey-HOU	SR	16	39	81	120	7.5
10.	WILKERSON, Tyler-MAR	SR	16	42	72	114	7.1

FIELD GOAL PCT (Min. 4.0 made per game)

	Player-Team	Cl	G	FG	FGA	Pct
1.	JORDAN, Jerome-TLS	SR	16	89	157	.567
2.	MORROW, Darrius-ECU	SO	13	53	94	.564
3.	CHARACTER, Derrick-UTEP	JR	15	87	161	.540
4.	DIA, Papa-SMU	JR	16	81	154	.526
5.	WILKERSON, Tyler-MAR	SR	16	83	163	.509
6.	TYLER, A.J.-UCF	JR	16	71	140	.507
7.	TIMMONS, Kendall-TLN	FR	16	71	142	.500
8.	CULPEPPER, Randy-UTEP	JR	16	94	191	.492
9.	WHITESIDE, Hassan-MAR	FR	16	79	165	.479
10.	UZOH, Ben-TLS	SR	16	90	189	.476

ASSISTS

	Player-Team	Cl	G	Assists	Avg/G
1.	STONE, Julyan-UTEP	JR	16	93	5.81
2.	JOHNSON, Aaron-UAB	JR	16	88	5.50
3.	ROMPZA, A.J.-UCF	SO	15	76	5.07
4.	PITTS, Damier-MAR	SO	14	69	4.93
5.	UZOH, Ben-TLS	SR	16	78	4.88
6.	YOUNG, Brock-ECU	JR	16	75	4.69
7.	WADE, Desmond-HOU	SO	16	70	4.38
8.	KEMP, Willie-MEM	SR	16	69	4.31
9.	WILLIAMS, Derek-SMU	SR	16	64	4.00
10.	WILLIAMS, Elliot-MEM	SO	16	55	3.44

FREE THROW PCT (Min. 2.0 made per game)

	Player-Team	Cl	G	FTM	FTA	Pct
1.	JOHNSON, Angelo-USM	SO	16	48	56	.857
2.	UZOH, Ben-TLS	SR	16	49	59	.831
3.	YOUNG, Brock-ECU	JR	16	81	98	.827
4.	WITHERSPOON, Wesley-MEM	SO	16	79	96	.823
5.	DIA, Papa-SMU	JR	16	60	74	.811
6.	COLEMAN, Aubrey-HOU	SR	16	123	152	.809
7.	STONE, Sai'Quon-USM	JR	16	58	72	.806
8.	LUTZ, Chris-MAR	SR	16	36	45	.800
9.	HURTT, Justin-TLS	JR	16	39	49	.796
10.	MCQUEEN, Asim-TLN	SR	16	36	46	.783

STEALS

	Player-Team	Cl	G	Steals	SPG
1.	ROMPZA, A.J.-UCF	SO	15	37	2.47
2.	COLEMAN, Aubrey-HOU	SR	16	36	2.25
3.	KAZEMI, Arsalan-RICE	FR	16	31	1.94
4.	STONE, Julyan-UTEP	JR	16	29	1.81
5.	CULPEPPER, Randy-UTEP	JR	16	28	1.75
	LEWIS, Kelvin-HOU	SR	16	28	1.75
7.	RICHARD, Kris-TLN	JR	14	24	1.71
8.	WADE, Desmond-HOU	SO	16	27	1.69
9.	YOUNG, Brock-ECU	JR	16	24	1.50
10.	SANDERS, Jamarr-UAB	JR	16	23	1.44
	JOHNSON, Aaron-UAB	JR	16	23	1.44
	KEMP, Willie-MEM	SR	16	23	1.44

3-POINT FG PCT (Min. 1.7 made per game)

	Player-Team	Cl	G	3FG	FGA	Pct
1.	LUTZ, Chris-MAR	SR	16	38	80	.475
2.	SALLIE, Roburt-MEM	JR	16	35	74	.473
3.	WILLIAMS, Elliot-MEM	SO	16	32	72	.444
4.	CULPEPPER, Randy-UTEP	JR	16	43	104	.413
5.	MACK, Doneal-MEM	SR	16	29	71	.408
6.	SOSA, Isaac-UCF	SO	16	33	85	.388
7.	NYAKUNDI, Robert-SMU	SO	16	32	86	.372
8.	SANDERS, Jamarr-UAB	JR	16	33	92	.359
9.	ABRAMS, Jamar-ECU	JR	16	30	85	.353
10.	HURTT, Justin-TLS	JR	16	33	94	.351

3-POINT FG MADE

	Player-Team	Cl	G	3FG	3PG
1.	CULPEPPER, Randy-UTEP	JR	16	43	2.69
2.	LUTZ, Chris-MAR	SR	16	38	2.38
3.	LEWIS, Kelvin-HOU	SR	16	37	2.31
4.	SALLIE, Roburt-MEM	JR	16	35	2.19
5.	HURTT, Justin-TLS	JR	16	33	2.06
	SANDERS, Jamarr-UAB	JR	16	33	2.06
	SOSA, Isaac-UCF	SO	16	33	2.06
8.	NYAKUNDI, Robert-SMU	SO	16	32	2.00
	WILLIAMS, Elliot-MEM	SO	16	32	2.00
10.	ABRAMS, Jamar-ECU	JR	16	30	1.88

BLOCKED SHOTS

	Player-Team	Cl	G	Blocks	BPG
1.	WHITESIDE, Hassan-MAR	FR	16	96	6.00
2.	JORDAN, Jerome-TLS	SR	16	35	2.19
3.	COLEMAN, Will-MEM	JR	16	28	1.75
4.	FLOWERS, Gary-USM	JR	16	23	1.44
	DIA, Papa-SMU	JR	16	23	1.44
6.	CLANTON, Keith-UCF	FR	16	21	1.31
7.	McNEIL, Maurice-HOU	JR	14	18	1.29
8.	MORROW, Darrius-ECU	SO	13	15	1.15
	WYNN, Chad-ECU	JR	13	15	1.15
10.	UZOH, Ben-TLS	SR	16	15	0.94
	MOULTRIE, Arnett-UTEP	SO	16	15	0.94
	WILKERSON, Tyler-MAR	SR	16	15	0.94
	WITHERSPOON, Wesley-MEM	SO	16	15	0.94

2009-10 STATISTICS - TEAM, C-USA GAMES

SCORING OFFENSE

Team	G	W-L	Pts	Avg/G
1. Marshall	16	11-5	1245	77.8
2. Memphis	16	13-3	1213	75.8
3. Houston	16	7-9	1180	73.8
4. UTEP	16	15-1	1143	71.4
5. Tulsa	16	10-6	1086	67.9
6. UCF	16	6-10	1073	67.1
7. UAB	16	11-5	1048	65.5
8. East Carolina	16	4-12	1005	62.8
9. Rice	16	1-15	1000	62.5
10. SMU	16	7-9	996	62.2
11. Tulane	16	3-13	975	60.9
12. Southern Miss	16	8-8	970	60.6

SCORING DEFENSE

Team	G	Pts	Avg/G
1. Southern Miss	16	933	58.3
2. SMU	16	976	61.0
3. UTEP	16	991	61.9
4. UAB	16	1000	62.5
5. Tulsa	16	1070	66.9
6. Tulane	16	1107	69.2
7. Memphis	16	1110	69.4
8. Marshall	16	1114	69.6
9. UCF	16	1136	71.0
10. Houston	16	1151	71.9
11. Rice	16	1168	73.0
12. East Carolina	16	1178	73.6

SCORING MARGIN

Team	G	OFF	DEF	Margin
1. UTEP	16	71.4	61.9	+9.5
2. Marshall	16	77.8	69.6	+8.2
3. Memphis	16	75.8	69.4	+6.4
4. UAB	16	65.5	62.5	+3.0
5. Southern Miss	16	60.6	58.3	+2.3
6. Houston	16	73.8	71.9	+1.8
7. SMU	16	62.2	61.0	+1.2
8. Tulsa	16	67.9	66.9	+1.0
9. UCF	16	67.1	71.0	-3.9
10. Tulane	16	60.9	69.2	-8.2
11. Rice	16	62.5	73.0	-10.5
12. East Carolina	16	62.8	73.6	-10.8

FREE THROW PERCENTAGES

Team	G	FTM	FTA	Pct
1. Southern Miss	16	238	323	.737
2. Houston	16	265	362	.732
3. SMU	16	216	296	.730
4. Memphis	16	303	416	.728
5. Tulsa	16	266	373	.713
6. East Carolina	16	229	322	.711
7. UAB	16	292	411	.710
8. Marshall	16	323	461	.701
9. UCF	16	215	322	.668
10. UTEP	16	226	341	.663
11. Tulane	16	227	343	.662
12. Rice	16	209	333	.628

FIELD GOAL PERCENTAGES

Team	G	FG	FGA	Pct
1. UTEP	16	412	868	.475
2. Marshall	16	413	882	.468
3. Memphis	16	386	826	.467
4. Tulsa	16	376	818	.460
5. UCF	16	380	861	.441
6. SMU	16	339	775	.437
7. East Carolina	16	345	830	.416
8. Southern Miss	16	331	813	.407
9. UAB	16	337	836	.403
10. Rice	16	356	884	.403
11. Houston	16	401	1006	.399
12. Tulane	16	335	856	.391

FIELD GOAL PCT DEFENSE

Team	G	FG	FGA	Pct
1. UTEP	16	345	898	.384
2. Marshall	16	388	969	.400
3. SMU	16	335	826	.406
4. Tulsa	16	362	876	.413
5. Southern Miss	16	305	733	.416
6. UAB	16	343	812	.422
7. Memphis	16	383	876	.437
8. Houston	16	398	889	.448
9. East Carolina	16	410	904	.454
10. UCF	16	380	834	.456
11. Rice	16	391	848	.461
12. Tulane	16	371	790	.470

3-POINT FIELD GOAL PERCENTAGES

Team	G	FG	FGA	Pct
1. Memphis	16	138	328	.421
2. Marshall	16	96	253	.379
3. SMU	16	102	282	.362
4. UTEP	16	93	269	.346
5. UCF	16	98	285	.344
6. Houston	16	113	342	.330
7. Southern Miss	16	70	216	.324
8. East Carolina	16	86	269	.320
9. Tulsa	16	68	213	.319
10. UAB	16	82	277	.296
11. Tulane	16	78	264	.295
12. Rice	16	79	270	.293

3-POINT FIELD GOAL PCT DEFENSE

Team	G	FG	FGA	Pct
1. UTEP	16	90	295	.305
2. Tulsa	16	64	207	.309
3. Southern Miss	16	87	281	.310
4. Marshall	16	85	265	.321
5. Tulane	16	72	224	.321
6. UAB	16	68	210	.324
7. Memphis	16	84	258	.326
8. SMU	16	123	362	.340
9. Houston	16	87	252	.345
10. East Carolina	16	106	292	.363
11. Rice	16	130	347	.375
12. UCF	16	107	275	.389

REBOUNDING MARGIN

Team	G	TEAM	Avg	OPP	AvgMargin	
1. USM	16	551	34.4	473	29.6	+4.9
2. Tulsa	16	564	35.2	500	31.3	+4.0
3. UAB	16	579	36.2	517	32.3	+3.9
4. Marshall	16	618	38.6	561	35.1	+3.6
5. SMU	16	520	32.5	490	30.6	+1.9
6. Rice	16	564	35.2	544	34.0	+1.2
7. ECU	16	540	33.8	530	33.1	+0.6
8. UTEP	16	570	35.6	576	36.0	-0.4
9. Memphis	16	487	30.4	539	33.7	-3.2
10. UCF	16	497	31.1	563	35.2	-4.1
11. Tulane	16	484	30.3	581	36.3	-6.1
12. Houston	16	561	35.1	661	41.3	-6.2

BLOCKED SHOTS

Team	G	Blocks	Avg/G
1. Marshall	16	129	8.06
2. Tulsa	16	81	5.06
3. UTEP	16	67	4.19
4. Memphis	16	66	4.13
5. East Carolina	16	54	3.38
6. Houston	16	53	3.31
7. UCF	16	46	2.88
8. Southern Miss	16	40	2.50
9. Rice	16	37	2.31
10. SMU	16	33	2.06
UAB	16	33	2.06
12. Tulane	16	32	2.00

ASSISTS

Team	G	Assists	Avg/G
1. UCF	16	238	14.88
2. Marshall	16	235	14.69
3. UTEP	16	222	13.88
4. Memphis	16	216	13.50
5. Tulsa	16	202	12.63
6. Rice	16	187	11.69
7. Houston	16	184	11.50
8. UAB	16	181	11.31
9. East Carolina	16	173	10.81
10. SMU	16	170	10.63
11. Tulane	16	159	9.94
12. Southern Miss	16	139	8.69

STEALS

Team	G	Steals	Avg/G
1. Houston	16	144	9.00
2. Tulane	16	134	8.38
3. UTEP	16	131	8.19
4. UCF	16	117	7.31
5. Memphis	16	111	6.94
Rice	16	111	6.94
7. UAB	16	100	6.25
8. East Carolina	16	99	6.19
9. Southern Miss	16	89	5.56
10. SMU	16	85	5.31
11. Marshall	16	76	4.75
12. Tulsa	16	57	3.56

3-POINT FIELD GOALS MADE

Team	G	3FG	Avg/G
1. Memphis	16	138	8.63
2. Houston	16	113	7.06
3. SMU	16	102	6.38
4. UCF	16	98	6.13
5. Marshall	16	96	6.00
6. UTEP	16	93	5.81
7. East Carolina	16	86	5.38
8. UAB	16	82	5.13
9. Rice	16	79	4.94
10. Tulane	16	78	4.88
11. Southern Miss	16	70	4.38
12. Tulsa	16	68	4.25

2009-10 INDIVIDUAL PLAYER GAME HIGHS (All games)

Points	45	CULPEPPER, Randy (UTEP) vs East Carolina (02/13/10)
Field goals made	14	CULPEPPER, Randy (UTEP) vs East Carolina (02/13/10)
Field goal attempts	31	COLEMAN, Aubrey (Houston) vs Mississippi State (12/19/09)
Field goal percentage	1.000 (9-9)	JORDAN, Marcus (UCF) at Houston (1/20/10)
3-Pt FG made	9	CULPEPPER, Randy (UTEP) at UCF (1/23/10)
	9	CULPEPPER, Randy (UTEP) vs East Carolina (02/13/10)
3-Pt FG attempts	16	LEWIS, Kelvin (Houston) vs SMU (2/13/10)
3-Pt percentage	.857 (6-7)	SOSA, Isaac (UCF) vs Massachusetts (11/13/09)
	.857 (6-7)	BOOKER, David (Tulane) at Louisiana (12/21/09)
	.857 (6-7)	WILLIAMS, Jeremy (UTEP) vs Rice (02/27/10)
Free throws made	16	BOLDEN, Maurice (Southern Miss) vs Loyola (N.O.) (11/17/09)
	16	COLEMAN, Aubrey (Houston) vs UCF (1/20/10)
Free throw attempts	18	COLEMAN, Aubrey (Houston) vs Oklahoma (11/26/09)
	18	COLEMAN, Aubrey (Houston) vs UCF (1/20/10)
	18	PITTS, Damier (Marshall) vs UCF (2/27/10)
Free throw percentage	1.000 (13-13)	JOHNSON, Angelo (Southern Miss) at Tulane (01/30/10)
Rebounds	20	WILKERSON, Tyler (Marshall) vs North Carolina A&T (11/15/09)
Assists	13	ROMPZA, A.J. (UCF) at Marshall (2/27/10)
Steals	7	COLEMAN, Aubrey (Houston) vs San Diego (11/27/09)
	7	COLEMAN, Aubrey (Houston) vs Tulsa (1/9/10)
	7	KAZEMI, Arsalan (Rice) vs UCF (03/06/10)
Blocked shots	13	WHITESIDE, Hassan (Marshall) vs UCF (2/27/10)

2009-10 TEAM GAME HIGHS (All games)

Points	121	Marshall vs UCF (2/27/10)
Margin	84 (119-35)	Marshall vs Salem International (12/3/09)
Field goals made	48	Marshall vs Salem International (12/3/09)
Field goal attempts	88	UCF at Marshall (2/27/10)
Field goal percentage	.675 (27-40)	Tulsa at Houston (1/9/10)
3-Pt FG made	16	Houston vs Troy (12/14/09)
3-Pt FG attempts	33	Tulane vs North Carolina A&T (12/30/09)
	33	Houston at SMU (02/27/10)
3-Pt percentage	.667 (4-6)	Marshall vs Tulane (1/16/10)
Free throws made	43	Marshall vs UCF (2/27/10)
Free throw attempts	67	Marshall vs UCF (2/27/10)
Free throw percentage	1.000 (12-12)	Houston at SMU (02/27/10)
Rebounds	54	Tulsa vs FIU (11/15/09)
Assists	29	Marshall vs Salem International (12/3/09)
	29	UTEP vs East Carolina (02/13/10)
Steals	19	Marshall vs Salem International (12/3/09)
Blocked shots	17	Marshall vs Brescia (12/16/09)

2009-10 INDIVIDUAL PLAYER GAME HIGHS (C-USA games)

Points	45	CULPEPPER, Randy (UTEP) vs East Carolina (02/13/10)
Field goals made	14	CULPEPPER, Randy (UTEP) vs East Carolina (02/13/10)
Field goal attempts	27	COLEMAN, Aubrey (Houston) at UTEP (02/03/10)
Field goal percentage	1.000 (9-9)	JORDAN, Marcus (UCF) at Houston (1/20/10)
3-Pt FG made	9	CULPEPPER, Randy (UTEP) at UCF (1/23/10)
	9	CULPEPPER, Randy (UTEP) vs East Carolina (02/13/10)
3-Pt FG attempts	16	LEWIS, Kelvin (Houston) vs SMU (2/13/10)
3-Pt percentage	.857 (6-7)	WILLIAMS, Jeremy (UTEP) vs Rice (02/27/10)
Free throws made	16	COLEMAN, Aubrey (Houston) vs UCF (1/20/10)
Free throw attempts	18	COLEMAN, Aubrey (Houston) vs UCF (1/20/10)
	18	PITTS, Damier (Marshall) vs UCF (2/27/10)
Free throw percentage	1.000 (13-13)	JOHNSON, Angelo (Southern Miss) at Tulane (01/30/10)
Rebounds	17	WHITESIDE, Hassan (Marshall) at Rice (02/24/10)
Assists	13	ROMPZA, A.J. (UCF) at Marshall (2/27/10)
Steals	7	COLEMAN, Aubrey (Houston) vs Tulsa (1/9/10)
	7	KAZEMI, Arsalan (Rice) vs UCF (03/06/10)
Blocked shots	13	WHITESIDE, Hassan (Marshall) vs UCF (2/27/10)

2009-10 TEAM GAME HIGHS (C-USA games)

Points	121	Marshall vs UCF (2/27/10)
Margin	51 (100-49)	Marshall vs East Carolina (2/6/10)
Field goals made	40	UCF at Marshall (2/27/10)
Field goal attempts	88	UCF at Marshall (2/27/10)
Field goal percentage	.675 (27-40)	Tulsa at Houston (1/9/10)
3-Pt FG made	15	UTEP vs East Carolina (02/13/10)
	15	Memphis vs SMU (2/20/10)
	15	Houston at SMU (02/27/10)
3-Pt FG attempts	33	Houston at SMU (02/27/10)
3-Pt percentage	.667 (4-6)	Marshall vs Tulane (1/16/10)
Free throws made	43	Marshall vs UCF (2/27/10)
Free throw attempts	67	Marshall vs UCF (2/27/10)
Free throw percentage	1.000 (12-12)	Houston at SMU (02/27/10)
Rebounds	50	UAB vs UTEP (1/30/10)
	50	Marshall vs UCF (2/27/10)
	50	Marshall vs UTEP (3/2/10)
	50	Rice at Houston (3/3/10)
Assists	29	UTEP vs East Carolina (02/13/10)
Steals	16	Rice vs UCF (03/06/10)
Blocked shots	14	Marshall vs UCF (2/27/10)

2009-10 NOTEBOOK

2009-10 NCAA LEADERS

INDIVIDUAL

Points Per Game

Name, School	GMS	PTS	PPG
1. Aubrey Coleman, HOU	35	896	25.6

Field Goal Percentage

Name, School	GMS	FG	FGA	FG%
16. Derrick Character, UTEP	27	148	261	.567
23. Jerome Jordan, TLS	35	184	335	.549

Three-Point Field Goals Per Game

Name, School	GMS	3FGM	3PG
29. Kelvin Lewis, HOU	35	102	2.9

Three-Point Field Goal Percentage

Name, School	GMS	3FG	3FGA	3FG%
36. Kelvin Lewis, HOU	35	102	257	.397

Free Throw Percentage

Name, School	GMS	3FT	3FTA	3FT%
45t. Rodney Foster, RICE	32	88	104	.846

Rebounds Per Game

Name, School	GMS	REBS	RPG
31. Elijah Millsap, UAB	34	324	9.5
44t. Arsalan Kazemi, RICE	30	272	9.1
46. Jerome Jordan, TLS	35	317	9.1

Assists Per Game

Name, School	GMS	ASTS	APG
25. Brock Young, ECU	31	171	5.5
27. Julyan Stone, UTEP	33	180	5.5

Blocked Shots Per Game

Name, School	GMS	BLKS	BPG
1. Hassan Whiteside, MAR34	34	182	5.4
26. Jerome Jordan, TLS	35	82	2.3
35. Will Coleman, MEM	34	73	2.1

Steals Per Game

Name, School	GMS	STLS	SPG
6. Aubrey Coleman, HOU	35	93	2.7
9. A.J. Rompza, UCF	31	81	2.6

Assist-to-Turnover Margin

Name, School	GMS	AST	TO	Ratio
11. Desmond Wade, HOU	35	167	62	2.69
13. Julyan Stone, UTEP	33	180	68	2.65
48. A.J. Rompza, UCF	31	144	65	2.22

TEAM

Won-Lost Percentage

School	GMS	W-L	PCT
18. UTEP	33	26-7	78.8
34. UAB	34	25-9	73.5

Scoring Offense

School	GMS	W-L	PTS	PPG
9. Marshall	34	24-10	2717	79.9
18. Houston	35	19-16	2751	78.6
42. Memphis	34	24-10	2565	75.4
45. UTEP	33	26-7	2484	75.3

Scoring Defense

School	GMS	W-L	O-PTS	O-PPG
12. Southern Miss	34	20-14	2034	59.8
20. UAB	34	25-9	2053	60.4

Scoring Margin

School	GMS	W-L	PTS	PPG	O-PTS	O-PPG	SM
16. Marshall	34	24-10	2717	79.9	2347	69.0	+10.9
17. UTEP	33	26-7	2484	75.3	2131	64.6	+10.7
22. Memphis	34	24-10	2565	75.4	2233	65.7	+9.8

Field-Goal Percentage

School	GMS	W-L	FGM	FGA	FG%
18. Marshall	34	24-10	949	1985	47.8
24. UTEP	33	26-7	891	1879	47.4

Field-Goal Percentage Defense

School	GMS	W-L	O-FGMO	FGAOPP	FG%
13. UTEP	33	26-7	707	1804	39.2
20. Marshall	34	24-10	829	2096	39.6
37. Tulsa	35	23-12	802	2001	40.1
48. Southern Miss	34	20-14	699	1727	40.5

Three-Point Field Goals Per Game

School	GMS	W-L	3FGM	3PG
15. Memphis	34	24-10	284	8.4
19. Houston	35	19-16	290	8.3

Three-Point Field-Goal Percentage

School	GMS	W-L	3FGM	3FGA	3FG%
20. Memphis	34	24-10	284	732	38.8
43. Marshall	34	24-10	222	591	37.6

Three-Point Field-Goal Percentage Defense

School	GMS	W-L	O-FGMO	FGAOPP	FG%
19. Southern Miss	34	20-14	197	656	30.0
41. Tulsa	35	32-12	165	530	31.1
42. Tulane	30	8-22	134	430	31.2
46. UTEP	33	26-7	196	627	31.3
48. UAB	34	25-9	156	498	31.3

Rebounding Margin

School	GMS	REB	RPG	O-REBO	RPG	RM
8. Southern Miss	34	1285	37.8	1047	30.8	+7.0
20. Tulsa	35	1336	38.2	1134	32.4	+5.8
31. UAB	34	1248	36.7	1082	31.8	+4.9

Assists Per Game

School	GMS	W-L	ASTS	APG
16. Marshall	34	24-10	549	16.1
47. UCF	32	15-17	474	14.8
50. UTEP	33	26-7	488	14.8

Assist-to-Turnover Ratio

School	GMS	AST	TO	Ratio
13. Houston	35	435	315	1.38
27. Marshall	34	549	432	1.27
36. Memphis	34	468	390	1.20

Blocked Shots Per Game

School	GMS	W-L	BLKS	BPG
1. Marshall	34	24-10	268	7.9
18. Tulsa	35	23-12	195	5.6
20. Memphis	34	24-10	182	5.4

Steals Per Game

School	GMS	W-L	STL	SPG
9. Houston	35	19-16	329	9.4
18. UTEP	33	26-7	288	8.7
38. Memphis	34	24-10	276	8.1

Fewest Turnovers Per Game

School	GMS	W-L	TO	TOPG
2. Houston	35	19-16	315	9.0
30. Memphis	34	24-10	390	11.5

Turnover Margin

School	GMS	Opp TO	TO	Ratio
1. Houston	35	585	315	+7.7
16. Memphis	34	512	390	+3.6
35. UTEP	34	519	435	+2.5

FINAL RPI AND SAGARIN RANKINGS

NCAA RPI

42. UTEP
48. UAB
57. Memphis
69. Tulsa
74. Marshall
120. Houston
121. Southern Miss
190. UCF
211. SMU
231. East Carolina
284. Tulane
311. Rice

Sagarin Ratings

42. UTEP
59. Memphis
61. UAB
75. Tulsa
86. Marshall
104. Houston
123. Southern Miss
170. SMU
174. UCF
235. East Carolina
238. Tulane
259. Rice

Non-Conference Record: 110-70 (611)

INDIVIDUAL SINGLE-GAME RECORDS

(Returnees in **Bold**)

ALL GAMES

POINTS

52	Robert McKiver, HOU vs. Southern Miss	2-27-08
45	Randy Culpepper, UTEP vs. East Carolina	2-13-10
	Jermaine Taylor, UCF vs. Rice	2-25-09
44	Stefon Jackson, UTEP at Santa Clara	12-30-08
	Morris Almond, RICE vs. Vanderbilt	1-2-07
42	Morris Almond, RICE at Utah	11-25-06
	Junior Blount, TCU at Tulane	2-26-02
	Melvin Levett, CIN vs. Eastern Kentucky	12-20-97
41	Robert Vaden, UAB vs. UTEP	2-27-08
	Stefon Jackson, UTEP vs. East Carolina	2-23-08
	Robert McKiver, HOU vs. UAB	2-20-08
	Andre Owens, HOU vs. Texas A&M	12-27-03
	Steve Logan, CIN vs. Southern Miss	2-15-02
	Marcus Moody, MEM at Oklahoma	12-13-97
	Damien Smith, USM vs. Mississippi	12-19-95
40	Patrick Britton, RICE vs. East Carolina	3-5-08
	Morris Almond, RICE vs. SMU	3-4-06
	Steve Logan, CIN vs. Mississippi State	12-21-01
	Larry Hughes, SLU at Marquette	1-24-98
	Danny Fortson, CIN at Xavier	1-17-96

FIELD GOALS MADE

17	Robert McKiver, HOU vs. Southern Miss	2-27-08
	B.B. Waldon, USF, vs. TCU	1-5-02
16	Aubrey Coleman, HOU at Marshall	2-18-09
	Jerald Honeycutt, TUL, at Xavier	1-16-97
	Melvin Levett, CIN, vs. Eastern Kentucky	12-20-97
15	Morris Almond, RICE vs. North Texas	11-18-07
	Mo Finley, UAB, vs. Mississippi State	12-6-03
	Chris Massie, MEM vs. Tulane	1-7-03
	Elvin Mims, USM vs. USF	3-2-02
	Junior Blount, TCU, at Tulane	2-26-02
	John Cliff, MQT, at Memphis	2-21-99
	Danny Fortson, CIN, vs. McNeese State	12-30-95
	Carlos Williams, UAB, vs. Hawaii-Hilo	12-30-95

FIELD GOAL ATTEMPTS

34	Robert McKiver, HOU vs. Southern Miss	2-27-08
31	Aubrey Coleman, HOU vs. Mississippi State	12-19-09
	Jermaine Taylor, UCF vs. East Carolina	3-7-09
30	Aubrey Coleman, HOU at Nevada	11-21-09
	Aubrey Coleman, HOU at Marshall	2-18-09
	Larry Hughes, SLU, at Louisville	1-20-98
29	Jermaine Taylor, UCF vs. Rice	2-25-09
	Morris Almond, RICE vs. North Texas	11-18-06
	Andre Owens, HOU at Wichita State	3-16-05
	Marques Maybin, LOU, vs. Murray State	12-21-00
	Damien Smith, USM, vs. Mississippi	12-19-95

FIELD GOAL PERCENTAGE (min. 10 attempts)

1.000 (10-10)	Marques Maybin, LOU, at Tulane	2-18-99
.923 (12-13)	Tyler Wilkerson, MAR vs. East Carolina	2-9-08
.917 (11-12)	B.B. Waldon, USF, vs. Wisconsin	12-11-99
	(11-12) Kenyon Martin, CIN, at UNLV	12-19-98
.909 (10-11)	Reggie Huffman, UAB at VCU	3-19-08
	(10-11) Anthony Drejaj, SLU vs. Southern Miss	3-13-03
	(10-11) Andre Brown, DPU vs. East Carolina	1-23-02
	(10-11) Earl Barron, MEM at Houston	1-6-01
	(10-11) B.B. Waldon, USF vs. Alcorn State	12-21-00
	(10-11) Adrian Hillman, USF, vs. Jacksonville	12-7-96

3-POINT FIELD GOALS MADE

10	Roburt Sallie, MEM vs. Cal State Northridge	3-19-09
	Brendan Plavich, CHA, vs. Syracuse	11-26-03
	Melvin Levett, CIN, vs. Eastern Kentucky	12-20-97
9	Randy Culpepper, UTEP vs. East Carolina	2-13-10
	Randy Culpepper, UTEP at UCF	1-23-10
	Robert Vaden, UAB at UTEP	2-27-08
	Robert McKiver, HOU vs. Middle Tennessee	12-1-07
	Robert McKiver, HOU vs. College of Charleston	11-18-07
	Robert McKiver, HOU vs. Prairie View A&M	11-29-06
	Brendan Plavich, CHA, at TCU	2-25-04
	Taquan Dean, LOU, vs. VMI	12-23-03
	Carter Clement, USM, vs. William Carey	12-22-03
	Demon Brown, CHA, at UAB	1-14-03
8	26 tied, most recent	
	Elliot Williams, MEM at Southern Miss	1-9-10

3-POINT FIELD GOAL ATTEMPTS

20	Robert McKiver, HOU vs. College of Charleston	11-18-07
19	Kelvin Lewis, HOU at Arizona	1-24-09
	Randy Culpepper, UTEP at New Mexico State	12-14-08
	Demon Brown, CHA, at USF	2-1-03
18	Chris Lutz, MAR at UTEP	2-14-09
	Robert McKiver, HOU at Tulsa	3-26-08
	Andre Owens, HOU at Wichita State	3-16-05
	Demon Brown, CHA, at Appalachian State	11-25-02

3-POINT FIELD GOAL PERCENTAGE

(min. 7 made)		
.875 (7-8)	Patrick Lewis, TLN, at Saint Louis	2-14-96
.800 (8-10)	Darrell Jenkins, ECU at Houston	2-10-07
.778 (7-9)	Zamal Nixon, HOU vs. SMU	3-7-09
	(7-9) Rod Earls, TLS vs. East Carolina	1-10-07
	(7-9) Morris Almond, RICE vs. Lamar	12-6-07
	(7-9) Steve Logan, CIN, at Louisville	1-13-01

FREE THROWS MADE

21	Stefon Jackson, UTEP vs. East Carolina	2-23-08
20	Stefon Jackson, UTEP vs. Marshall	2-14-09
19	Jeremy Wise, USM vs. McNeese State	12-18-08
18	Morris Almond, RICE vs. Houston	1-17-07
	Morris Almond, RICE vs. Colorado State	11-15-06
	Dominic Smith, HOU, vs. Southern Miss	1-23-02
	Jamal Brown, TCU, vs. UTEP	11-20-01
	Bobby Brannen, CIN, vs. Minnesota	12-17-97
17	Stefon Jackson, UTEP vs. Southern Miss	1-31-09
	Kelvin Lewis, HOU at UTEP	1-14-09
	Stefon Jackson, UTEP vs. Wyoming	12-22-08
	Sai'Quon Stone, USM vs. East Carolina	1-24-07
	Morris Almond, RICE vs. Vanderbilt	1-2-07
	Delonte Holland, DPU, at Cincinnati	1-10-04
	Steve Logan, CIN, vs. Mississippi State	12-21-01

FREE THROW ATTEMPTS

27	Stefon Jackson, UTEP vs. East Carolina	2-23-08
23	Jamal Brown, TCU, vs. UTEP	11-20-01
21	Stefon Jackson, UTEP vs. Wyoming	12-22-08
	Lorenzen Wright, MEM, vs. Georgia State	12-5-95
20	Stefon Jackson, UTEP vs. Marshall	2-14-09
	Sai'Quon Stone, USM vs. East Carolina	1-24-07
	Morris Almond, RICE vs. Houston	1-17-07
	Morris Almond, RICE vs. Colorado State	11-15-06
	Jason Maxiell, CIN, at Valparaiso	12-2-03
	Dominic Smith, HOU, vs. Southern Miss	1-23-02
	Larry Hughes, SLU, vs. Marquette	2-25-98
	DeMarco Johnson, CHA, vs. Tulane	2-9-98
	Bobby Brannen, CIN, vs. Minnesota	12-17-97

FREE THROW PERCENTAGE

(min. 10 attempts)		
1.000 (20-20)	Stefon Jackson, UTEP vs. Marshall	2-14-09
	(19-19) Jeremy Wise, USM vs. McNeese State	12-18-08
	(16-16) Brian Wardle, MQT, vs. Charlotte	2-13-99
	(16-16) Sean Colson, CHA, at George Washington	12-20-97
	(14-14) Donnie Stith, TLN vs. Louisville	1-29-05
	(14-14) Maurice Jeffers, SLU vs. Southwest Missouri	12-23-00
	(14-14) Bobby Brannen, CIN, vs. Southern Miss	1-15-98
	(13-13) Angelo Johnson, USM at Tulane	1-30-10
	(13-13) Morris Almond, Rice vs. Western Carolina	12-19-07
	(13-13) Rod Earls, TLS vs. Cal State Northridge	11-25-07
	(13-13) Jarrod Lovette, MQT, vs. Louisville	2-20-97
	(12-12) 12 tied, most recent	
	Aubrey Coleman, HOU vs. The Citadel	12-21-09

OFFENSIVE REBOUNDS

15	Jamal Brown, TCU vs. North Texas	12-23-01
14	Ellis Myles, LOU vs. Tennessee State	12-1-01
13	Quentin Richardson, DPU, at Kansas	12-17-98
12	Kelvin Price, CHA, vs. Massachusetts	1-15-98
	Danny Fortson, CIN, vs. USF	2-4-96
	Erroyl Bing, ECU, vs. USF	1-25-03

DEFENSIVE REBOUNDS

18	Joey Dorsey, MEM at Houston	1-30-08
17	Kenyon Martin, CIN, vs. DePaul	2-21-98
16	Andre Brown, DPU, vs. TCU	2-6-02
15	Paulius Packevicius, RICE vs. Houston	1-23-08
	Corey Rouse, ECU vs. North Carolina A&T	11-18-05
	Danny Fortson, CIN, vs. Arkansas	1-18-97
	Amal McCaskill, MQT, at Memphis	3-8-96

TOTAL REBOUNDS

27	Andre Brown, DPU at TCU	2-6-02
26	Jamal Brown, TCU, vs. North Texas	12-23-01
24	Erroyl Bing, ECU, vs. USF	1-25-03
23	Ellis Myles, LOU, vs. Tennessee State	12-1-01
	Kenyon Martin, CIN, vs. DePaul	2-21-98
22	Joey Dorsey, MEM at Houston	1-30-08

ASSISTS

18	Sean Colson, CHA, vs. Houston	2-28-98
17	Imari Sawyer, DPU, vs. Youngstown State	11-25-01
	Sean Colson, CHA, at Houston	2-8-97
16	Steve Logan, CIN, vs. Coppin State	12-8-01
15	Francisco Garcia, LOU vs. Murray State	1-3-04
14	Brock Young, ECU vs. Rice	2-14-09
	Reggie Kohn, USF vs. TCU	1-5-02
	Rashon Burno, DPU vs. Charlotte	1-8-00
13	12 tied, most recent	
	A.J. Rompza, UCF at Marshall	2-27-10

BLOCKS

13	Hassan Whiteside, MAR vs. UCG	2-27-10
11	Hassan Whiteside, MAR vs. Brescia	12-16-09
	Gerrick Morris, USF vs. George Washington	11-28-00
10	Hassan Whiteside, MAR at UCF	1-13-10
	Gerrick Morris, USF, at Houston	2-21-04
	Gerrick Morris, USF, vs. Wright State	11-29-03
	Kenyon Martin, CIN, vs. Memphis	1-19-00
	Kenyon Martin, CIN, vs. DePaul	2-21-98

STEALS

12	Carldell Johnson, UAB vs. South Carolina State	11-27-05
10	Altron Jackson, USF, vs. Florida State	1-2-02
9	Damon Cobb, UAB, vs. Tulsa	11-22-98
	Willie Coleman, DPU, vs. Louisville	2-28-98
	Correy Childs, TLN, at Xavier	1-16-97
	Alvin Sims, LOU, vs. Virginia Commonwealth	11-25-95

71 RECORDS



C-USA GAMES

POINTS

52	Robert McKiver, HOU vs. Southern Miss	2-27-08
45	Randy Culpepper, UTEP vs. East Carolina Jermaine Taylor, UCF vs. Rice	2-13-10 2-25-09
42	Junior Blount, TCU, at Tulane	2-26-02
41	Robert Vaden, UAB vs. UTEP Stefon Jackson, UTEP vs. East Carolina Robert McKiver, HOU vs. UAB	2-27-08 2-23-08 2-20-08
40	Steve Logan, CIN, vs. Southern Miss Patrick Britton, RICE vs. East Carolina Morris Almond, RICE vs. SMU Larry Hughes, SLU, at Marquette	2-15-02 3-5-08 3-4-06 1-24-98

FIELD GOALS MADE

17	Robert McKiver, HOU vs. Southern Miss B.B. Waldon, USF, vs. TCU	2-27-08 1-17-02
16	Aubrey Coleman, HOU at Marshall	2-18-09
15	Chris Massie, MEM, vs. Tulane Elvin Mims, USM, vs. USF Junior Blount, TCU, at Tulane John Cliff, MQT, at Memphis	1-7-03 3-2-02 2-26-02 12-21-98
14	13 tied, most recent Randy Culpepper, UTEP vs. East Carolina	2-13-10

FIELD GOAL ATTEMPTS

34	Robert McKiver, HOU vs. Southern Miss	2-27-08
31	Jermaine Taylor, UCF vs. East Carolina	3-7-09
30	Aubrey Coleman, HOU at Marshall Larry Hughes, SLU, at Louisville	2-18-09 1-20-98
28	Robert McKiver, HOU at Memphis Dajuan Wagner, MEM, at Cincinnati	2-25-07 3-3-02
27	Aubrey Coleman, HOU at UTEP Robert McKiver, HOU at Tulsa Robert McKiver, HOU at Memphis Carlos Williams, UAB, vs. Louisville	2-3-10 3-26-08 2-13-08 1-17-96

FIELD GOAL PERCENTAGE (min. 10 attempts)

1.000 (10-10)	Marques Maybin, LOU, at Tulane	2-18-99
.923 (12-13)	Tyler Wilkerson, MAR vs. East Carolina	2-9-08
.909 (10-11)	Eric Hicks, CIN at DePaul Kelly Wise, MEM vs. Tulane Andre Brown, DPU vs. East Carolina	2-12-05 3-1-00 1-23-02

3-POINT FIELD GOALS MADE

9	Randy Culpepper, UTEP vs. East Carolina Randy Culpepper, UTEP at UCF Robert Vaden, UAB at UTEP Brendan Plavich, CHA, at TCU Demon Brown, CHA, at UAB	2-13-10 1-23-10 2-27-08 2-25-04 1-14-03
8	17 tied, most recent Elliot Williams, MEM at Southern Miss	1-9-10

3-POINT FIELD GOAL ATTEMPTS

27	Stefon Jackson, UTEP vs. East Carolina	2-23-08
19	Demon Brown, CHA at USF	2-1-03
18	Chris Lutz, MAR at UTEP	2-14-09
17	Stefon Jackson, UTEP vs. Tulsa Brendan Plavich, CHA vs. Cincinnati Brendan Plavich, CHA at TCU Demon Brown, CHA at Marquette Demon Brown, CHA vs. Houston Demon Brown, CHA at UAB Marcus Singer, DPU vs. Cincinnati	1-26-08 2-5-05 2-25-04 3-20-03 2-12-03 1-14-03 2-22-97
16	10 players tied, most recent Kelvin Lewis, HOU vs. SMU	2-13-10

3-POINT FIELD GOAL PERCENTAGE

(min. 6 made)		
1.000 (6-6)	Mike O'Donnell, UCF vs. UTEP	1-23-08
.875 (7-8)	Patrick Lewis, TLN, at Saint Louis	2-14-96
.857 (6-7)	Jason Williams, UTEP vs. Rice Cory Farmer, ECU vs. SMU Sean Banks, MEM, at Marquette Drake Diener, DPU, at East Carolina Sean Banks, MEM, vs. Charlotte Junior Blount, TCU, at UAB Mo Finley, UAB, at USF Cedric Dixon, UAB, vs. USF	2-27-10 2-27-08 2-14-04 1-31-04 1-17-04 1-29-03 1-8-03 2-22-96
.800 (8-10)	Darrell Jenkins, ECU at Houston	2-10-07

FREE THROWS MADE

21	Stefon Jackson, UTEP vs. East Carolina	2-23-08
20	Stefon Jackson, UTEP vs. Marshall	2-14-09
18	Morris Almond, RICE vs. Houston Dominic Smith, HOU, vs. Southern Miss	1-17-07 1-23-02
17	Stefon Jackson, UTEP vs. Southern Miss Kelvin Lewis, HOU at UTEP Sai'Quon Stone, USM vs. East Carolina Delonte Holland, DPU, at Cincinnati	1-31-09 1-14-09 1-24-07 1-10-04

FREE THROW ATTEMPTS

27	Stefon Jackson, UTEP vs. East Carolina	2-23-08
20	Stefon Jackson, UTEP vs. Marshall Sai'Quon Stone, USM, vs. East Carolina Morris Almond, RICE, vs. Houston DeMarco Johnson, CHA, vs. Tulane Larry Hughes, SLU, vs. Marquette Dominic Smith, HOU, vs. Southern Miss	2-14-09 1-24-07 1-17-07 2-9-98 2-25-98 1-23-02

FREE THROW PERCENTAGE

(min. 10 attempts)		
1.000 (20-20)	Stefon Jackson, UTEP vs. Marshall	2-14-09
(16-16)	Brian Wardle, MQT, vs. Charlotte	2-13-99
(14-14)	Donnie Stith, TLN vs. Louisville	1-29-05
(14-14)	Bobby Brannen, CIN, vs. Southern Miss	1-15-98
(13-13)	Angelo Johnson, USM at Tulane	1-30-10
(13-13)	Jarrod Lovette, MQT, vs. Louisville	2-20-97
(12-12)	Steve Novak, MQT vs. Houston	3-2-05
(12-12)	Dominic Smith, HOU vs. Charlotte	2-4-01
(12-12)	Gabriel Mikulas, ECU vs. Charlotte	1-12-02
(11-11)	11 players tied, most recent Ben Uzoh, TLS at Houston	1-9-10

OFFENSIVE REBOUNDS

12	Danny Fortson, CIN, vs. USF Erroyl Bing, ECU, vs. USF	2-4-96 1-25-03
11	Arnett Moultrie, UTEP at Houston Andre Brown, DPU vs. TCU Omar Sneed, MEM, vs. DePaul	1-28-09 2-6-02 2-11-98
10	Quentin Richardson, DPU, vs. Saint Louis Quentin Richardson, DPU, vs. UAB James Harper, USF, at Southern Miss	2-11-99 1-14-99 2-24-96

DEFENSIVE REBOUNDS

18	Joey Dorsey, MEM at Houston	1-30-08
17	Kenyon Martin, CIN vs. DePaul	2-21-98
16	Andre Brown, DPU vs. TCU	2-6-02
15	Paulius Packevicius, RICE vs. Houston	1-23-08
14	Carlos Williams, UAB vs. Southern Miss	2-15-97
13	Hassan Whiteside, MAR at Rice Robinson Louisme, TLN at Southern Miss Stefon Jackson, UTEP vs. Houston Lorenzen Wright, MEM at USF	2-24-10 2-24-09 2-3-07 1-14-96

TOTAL REBOUNDS

27	Andre Brown, DPU vs. TCU	2-6-02
24	Erroyl Bing, ECU vs. USF	1-25-03
23	Kenyon Martin, CIN vs. DePaul	2-21-98
22	Joey Dorsey, MEM vs. Houston	1-30-08
21	Louis Truscott, HOU at TCU	2-1-03
20	Paulius Packevicius, RICE vs. Houston Will Campbell, UAB vs. Houston Quentin Richardson, DPU vs. UAB Omar Sneed, MEM vs. DePaul	1-23-08 1-31-01 1-14-99 2-11-98
19	Joey Dorsey, MEM at Tulsa Luke Whitehead, LOU vs. Marquette Ledaryl Billingsley, TLN at Houston	1-23-08 1-31-04 2-13-99

ASSISTS

18	Sean Colson, CHA vs. Houston	2-28-98
17	Sean Colson, CHA at Houston	2-8-97
14	Brock Young, ECU vs. Rice Reggie Kohn, USF at TCU Rashon Burno, DPU vs. Charlotte	2-14-09 1-5-02 1-8-00

BLOCKS

13	Hassan Whiteside, MAR vs. UCF	2-27-10
10	Hassan Whiteside, MAR at UCF Gerrick Morris, USF, at Houston Kenyon Martin, CIN vs. Memphis Kenyon Martin, CIN, vs. DePaul	1-13-10 2-21-04 1-19-00 2-21-98
9	Gerrick Morris, USF, vs. Southern Miss Gerrick Morris, USF, vs. TCU	2-13-04 2-9-04
8	Hassan Whiteside, MAR vs. Tulane Jerome Jordan, TLS vs. Tulane Moussa Badiane, ECU, vs. Memphis Kelly Wise, MEM at Southern Miss Lawrence Nelson, USF, at USF Lawrence Nelson, TLN, vs. Southern Miss	1-16-10 1-16-08 2-11-04 1-29-00 1-24-98 1-11-97

STEALS

9	Willie Coleman, DPU, vs. Louisville	2-28-98
8	Dominic Smith, HOU vs. Charlotte Marlo Miles, TLN vs. Saint Louis Bernard Smith vs. Southern Miss B.B. Waldon, USF at Houston Galen Young, CHA, vs. Marquette Waitari Marsh, TLN, at Memphis Willie Coleman, DPU, vs. Tulane Michael Horton, CIN, vs. Louisville Willie Coleman, DPU, vs. Saint Louis Larry Hughes, SLU, at Tulane Chris Garner, MEM, at Tulane	2-4-01 2-19-00 3-1-00 2-19-00 1-21-99 1-14-99 2-25-98 1-29-98 1-11-98 1-7-98 2-16-97

TEAM SINGLE-GAME RECORDS

ALL GAMES

POINTS IN A GAME

131	Houston, vs. Florida Tech	11-22-05
121	Marshall, vs. UCF	2-27-10
119	Marshall, vs. Salem International	12-3-09
	Louisville, vs. Morehead State	12-2-95
118	Rice, vs. Paul Quinn	11-11-06

POINTS IN A HALF

69	Houston, vs. Florida Tech	11-22-05
68	Cincinnati, vs. DePaul	2-5-98
67	Marshall, vs. East Carolina	2-6-10
63	UTEP, vs. East Carolina	2-13-10
	UAB, at Houston	2-21-98

FIELD GOALS MADE

51	Southern Miss, vs. Blue Mountain	11-29-07
49	USF, vs. TCU	1-5-02
48	Marshall, vs. Salem International	12-3-09
	Louisville, vs. Tennessee State	12-20-99
47	Louisville, vs. Morehead State	12-6-95

FIELD GOAL ATTEMPTS

91	Louisville, vs. Tennessee State	12-20-99
89	Houston, vs. Florida Tech	11-22-06
	Cincinnati, vs. Houston	12-22-98
	USF, vs. TCU	1-5-02
88	UCF, at Marshall	2-27-10
	East Carolina, vs. USF	1-25-03

FIELD GOAL PERCENTAGE

.717	(43-60) Rice, vs. Paul Quinn	11-11-06
.711	(27-38) Rice, vs. Prairie View A&M	12-20-06
.702	(40-57) UCF, vs. UTEP	1-23-08
.700	(35-50) Houston, vs. Tennessee State	12-30-01
.694	(34-49) SMU, vs. Savannah State	12-19-05

3-POINT FIELD GOALS MADE

24	Cincinnati, vs. Oakland (MI)	12-5-98
19	Houston, vs. Florida Tech	11-22-06
	Louisville, vs. USF	2-1-02
18	Houston, vs. SMU	2-16-08
	Houston, at Rhode Island	11-13-06
	Louisville, vs. VMI	12-23-03
	Cincinnati, vs. Louisiana-Monroe	12-18-01

3-POINT FIELD GOAL ATTEMPTS

48	Cincinnati, vs. Oakland (MI)	12-22-98
45	Charlotte, at Appalachian State	11-25-02
43	Houston, vs. SMU	2-16-08
	Houston, at Missouri State	3-20-06
42	Houston, at UCF	2-2-08

3-POINT FIELD GOAL PERCENTAGE

(min. 7 attempts)		
.875	(7-8) TCU, vs. Stephen F. Austin	12-8-03
.800	(12-15) Marquette vs. Tulane	1-27-01
	(8-10) Tulsa at Marshall	2-4-09
	(8-10) Rice, at Southern Miss	1-25-06
	(8-10) DePaul at Saint Louis	1-31-01

FREE THROWS MADE

43	Marshall, vs. UCF	2-27-10
42	Cincinnati, vs. Louisville	2-22-03
41	Louisville, vs. Texas	12-9-95
40	Tulsa, vs. UTEP	1-13-07
38	Tulsa, vs. South Alabama	2-27-10
	Cincinnati, vs. UAB	3-6-98

FREE THROW PERCENTAGE

(min. 10 attempts)		
1.000	(17-17) Cincinnati, vs. Temple	12-16-95
	(14-14) Memphis, at Houston	3-4-09
	(15-15) Tulane, at Syracuse	12-1-08
	(14-14) East Carolina, at Marshall	2-18-06
	(13-13) Saint Louis vs. Southeast Missouri	12-15-01
	(12-12) Houston, at SMU	2-27-10
	(12-12) Marquette, at East Carolina	12-30-02
	(11-11) Louisville vs. Kentucky	12-18-04
	(10-10) East Carolina, at Tulsa	2-21-09
	(10-10) Houston, vs. Massachusetts	12-30-09
	(10-10) UCF, vs. Florida Tech	12-12-08
	(10-10) SMU, vs. Oklahoma	1-3-06
	(10-10) Tulane, vs. Saint Louis	1-7-98

OFFENSIVE REBOUNDS

33	East Carolina, vs. USF	1-25-03
30	Memphis, vs. Lamar	11-28-06
	Louisville, vs. Morgan State	12-30-98
	Cincinnati, vs. Southwest Missouri State	1-1-97
29	Houston, vs. Florida Tech	11-22-06
	Tulane, at Houston	2-13-99
	Charlotte, vs. Marquette	2-15-97
	DePaul, vs. Marquette	1-26-97

DEFENSIVE REBOUNDS

47	Tulsa, vs. Florida International	11-15-09
45	Southern Miss, vs. Belhaven	11-12-07
43	TCU, vs. Grambling State	12-30-02
	Louisville, vs. Morehead State	12-6-95
42	Louisville, vs. Tennessee State	12-23-96

TOTAL REBOUNDS

71	East Carolina, vs. USF	1-25-03
65	Memphis, vs. Lamar	11-28-05
	UAB, vs. Centenary	2-12-01
	USF, vs. Long Island	12-30-95
64	Cincinnati, vs. Southwest Missouri State	1-1-97
	Louisville, vs. Tennessee State	12-23-96

ASSISTS

37	DePaul, vs. Youngstown State	11-25-01
34	Louisville, vs. VMI	12-23-03
	USF, vs. TCU	1-5-02
33	Memphis, vs. Austin Peay	11-27-07
	Houston, vs. Florida Tech	11-22-06

BLOCKS

18	Louisville, vs. Holy Cross	12-7-03
17	Marshall, vs. Brescia	12-16-09
15	Memphis, vs. Jackson State	11-30-06
	USF, vs. George Washington	11-28-00
	Memphis, vs. Arkansas-Pine Bluff	11-30-98
	Cincinnati vs. Iowa State	11-26-99
14	Seven tied, most recent:	
	Marshall, vs. UCF	2-27-10

STEALS

24	Houston, vs. Houston Baptist	11-27-96
23	UAB, vs. Centenary	12-19-06
	UAB, vs. South Carolina State	11-27-06
	USF, at Florida Atlantic	12-13-99
22	Louisville, vs. Morgan State	12-30-98

MOST TURNS

42	UAB, vs. Southwestern La.	11-28-97
35	East Carolina, vs. Tennessee	11-20-09
32	Rice, vs. Prairie View A&M	12-20-06
	Houston, vs. Arkansas-Pine Bluff	11-18-97
31	Tulane, at USF	2-27-99

FEWEST TURNS

2	UTEP, vs. Oregon State	4-1-09
	DePaul, at Saint Louis	2-11-04
3	East Carolina, vs. Saint Louis	3-8-03
4	Tulsa, vs. Houston	3-26-08
	UCF, vs. Southern Miss	2-21-07
	Cincinnati, vs. Illinois	3-21-04
	USF, vs. East Carolina	2-3-04
	Saint Louis, at Houston	1-18-03
	Southern Miss, vs. USF	2-24-96
	Southern Miss, at Utah State	12-29-95

C-USA GAMES

POINTS

121	Marshall, vs. UCF	2-27-10
117	USF, vs. TCU	1-5-02
116	UAB, vs. Houston	1-9-99
115	UCF, vs. Marshall	2-27-10
	Cincinnati, vs. Houston	12-22-98
110	UCF, vs. East Carolina	2-20-08

POINTS IN A HALF

68	Cincinnati, vs. DePaul	2-5-98
67	Marshall, vs. East Carolina	2-6-10
63	UTEP, vs. East Carolina	2-13-10
	UAB, at Houston	2-21-98
56	Charlotte, vs. Houston	2-28-98

FIELD GOALS MADE

49	USF, vs. TCU	1-5-02
45	UAB, vs. Houston	1-9-99
43	Charlotte, at Louisville	2-11-01
	Cincinnati, vs. Houston	12-22-98
42	Memphis, at Tulane	2-18-06
41	UCF, vs. East Carolina	2-20-08

FIELD GOAL ATTEMPTS

89	USF, vs. TCU	1-5-02
	Cincinnati, vs. Houston	12-22-98
88	UCF, at Marshall	2-27-10
	East Carolina, vs. USF	1-25-03
87	Louisville, vs. TCU	1-12-02
85	Memphis, vs. Houston	1-22-00

FIELD GOAL PERCENTAGE

.702	(40-57) UCF, vs. UTEP	1-23-08
.675	(27-40) Tulsa, at Houston	1-9-10
.647	(33-51) Louisville, at DePaul	1-7-96
.633	(31-49) Tulane, vs. TCU	2-15-03
.632	(36-57) Southern Miss, vs. USF	3-2-02

3-POINT FIELD GOALS MADE

19	Louisville, vs. USF	2-1-02
18	Houston, vs. SMU	2-16-08
17	Louisville, vs. Marquette	1-26-05
16	Rice, vs. Southern Miss	2-11-09
	Houston, at UCF	2-2-08
	Houston, at SMU	1-16-08
	Memphis, at Marquette	2-14-04
	Charlotte, vs. DePaul	2-28-01

3-POINT FIELD GOAL ATTEMPTS

43	Houston, vs. SMU	2-16-08
42	Houston, at UCF	2-2-08
41	Houston, at Tulane	2-9-08
40	East Carolina, vs. Houston	3-1-08
	Louisville, vs. TCU	1-12-02

3-POINT FIELD GOAL PERCENTAGE

(min. 7 attempts)

.800	(12-15) Marquette, vs. Tulane	1-27-01
	(8-10) Tulsa, at Marshall	2-4-09
	(8-10) Rice, at Southern Miss	1-25-06
	(8-10) DePaul, at Saint Louis	1-31-01
.778	(7-9) Louisville, at Memphis	2-4-04

FREE THROWS MADE

43	Marshall, vs. UCF	2-27-10
42	Cincinnati, vs. Louisville	2-22-03
40	Tulsa, vs. UTEP	1-13-07
36	Memphis, vs. SMU	2-18-09
	Memphis, at USF	2-7-01

FREE THROW ATTEMPTS

67	Marshall, vs. UCF	2-27-10
58	Cincinnati, vs. Louisville	2-22-03
51	TCU, vs. UAB	2-18-03
50	UTEP, vs. East Carolina	2-23-08
	TCU, at Tulane	2-25-05
49	Memphis, vs. East Carolina	1-9-08

FREE THROW PERCENTAGE

(min. 10 attempts)

1.000	(14-14) Memphis, at Houston	3-4-09
	(14-14) East Carolina, vs. Marshall	2-18-06
	(12-12) Houston, at SMU	2-27-10
	(12-12) Marquette, at East Carolina	12-30-02
	(10-10) East Carolina, vs. Tulsa	2-21-09
	(10-10) Tulane, vs. Saint Louis	1-7-98
.964	(27-28) Houston, vs. Tulane	2-14-09

OFFENSIVE REBOUNDS

33	East Carolina, vs. USF	1-25-03
29	Tulane, at Houston	2-13-99
	DePaul, vs. Marquette	1-26-97
	Charlotte, vs. Marquette	2-15-97
27	USF, vs. UAB	1-16-99
	Tulane, at Houston	1-29-98

DEFENSIVE REBOUNDS

41	SMU, at UTEP	2-25-09
39	Charlotte, vs. DePaul	2-29-96
38	East Carolina, vs. USF	1-25-03
	UAB, at Southern Miss	2-20-99
37	Charlotte, at DePaul	2-4-97
	Marquette, vs. Southern Miss	1-4-97

TOTAL REBOUNDS

71	East Carolina, vs. USF	1-25-03
60	Louisville, at East Carolina	1-19-05
59	Tulane, vs. DePaul	1-28-96
58	Louisville, vs. TCU	1-12-02
	Charlotte, vs. Marquette	2-15-97

ASSISTS

34	USF, vs. TCU	1-5-02
31	Charlotte, vs. Houston	2-28-98
29	UTEP, vs. UCF	2-13-10
27	UCF at Marshall	2-27-10
	UAB, vs. Houston	1-9-99
	Cincinnati, at DePaul	2-5-98

MOST TURNOVERS

39	Tulsa at UAB	1-11-06
31	Tulane at USF	2-27-99
30	USF at UAB	1-15-00
	Houston, at Cincinnati	2-18-97
	Houston, vs. Charlotte	2-8-97

FEWEST TURNOVERS

2	SMU, at Houston	2-13-10
	DePaul, at Saint Louis	2-11-04
3	East Carolina, vs. Saint Louis	3-8-03
4	USF, vs. East Carolina	2-3-04
	Saint Louis, at Houston	1-18-03
	Southern Miss, vs. USF	2-24-96

BLOCKS

14	Marshall, vs. UCF	2-27-10
	Memphis, vs. Saint Louis	2-7-04
	Cincinnati, vs. DePaul	2-21-98
13	Tulsa, vs. UTEP	1-13-07
	Cincinnati vs. Memphis	1-19-00
12	Memphis, vs. Tulsa	1-24-07
	Cincinnati vs. Houston	1-29-05
	Houston, vs. Southern Miss	2-3-04
	USF vs. Saint Louis	2-5-00

STEALS

21	UAB vs. Tulsa	1-11-06
	USF vs. Tulane	1-24-98
20	Louisville at Tulane	1-29-05
	UAB vs. Tulane	2-26-05
	Tulane at Memphis	1-14-99

TEAM DEFENSIVE RECORDS**ALL GAMES****FEWEST POINTS ALLOWED**

30	Tulane, vs. Morris Brown	1-4-03
33	Saint Louis, vs. Savannah State	11-24-03
34	DePaul, vs. Alabama State	11-17-97
35	Marshall, vs. Salem International	12-3-09
	Saint Louis, vs. Grambling	12-17-03

FEWEST POINTS ALLOWED - HALF

10	Saint Louis, vs. Savannah State	11-24-03
12	Saint Louis, vs. Alcorn State	12-9-97

FEWEST FIELD GOALS ALLOWED

11	Southern Miss, at Tulane	1-30-10
	Southern Miss, vs. Belhaven	11-11-06
	Southern Miss, vs. Northeast Louisiana	12-19-98
	Southern Miss, vs. South Alabama	12-3-96

LOWEST FIELD GOAL PERCENTAGE ALLOWED

.196	(11-56) Southern Miss, vs. South Alabama	12-3-96
------	--	---------

FEWEST 3-POINT FIELD GOALS ALLOWED

0	36 tied	
---	---------	--

LOWEST 3-POINT FIELD GOAL PERCENTAGE ALLOWED

.000	33 tied	
------	---------	--

FEWEST REBOUNDS ALLOWED

14	Marshall, vs. East Carolina	1-10-09
15	SMU, vs. Prairie View A&M	12-13-06
16	UTEP, vs. Texas Southern	11-18-08
	UCF, vs. Jacksonville	11-27-07
17	SMU, at Tulane	2-6-10
	Marshall, at SMU	2-13-08
	SMU, at Houston	1-13-07
	SMU, at Centenary	12-16-07

C-USA GAMES**FEWEST POINTS ALLOWED**

36	Southern Miss, vs. UAB	1-12-02
	Marquette, at USF	1-30-97
37	Tulsa, at Memphis	2-11-09
	Tulsa, vs. Rice	2-20-08
	Cincinnati, vs. Southern Miss	2-15-02

FEWEST POINTS ALLOWED - HALF

13	Saint Louis, vs. Charlotte	3-5-03
	Marquette, vs. Tulane	2-1-98
	Charlotte, vs. Marquette	2-15-97

FEWEST FIELD GOALS ALLOWED

11	Southern Miss, at Tulane	1-30-10
12	Louisville, vs. East Carolina	2-19-02
	Southern Miss, vs. UAB	1-12-02
	Marquette, at USF	1-30-97

LOWEST FIELD GOAL PERCENTAGE ALLOWED

.218	(12-55) Marquette, at USF	1-30-97
------	---------------------------	---------

FEWEST 3-POINT FIELD GOALS ALLOWED

0	Tulsa, at UCF	1-30-10
	Memphis, vs. Southern Miss	2-28-09
	Southern Miss, at Tulane	1-14-09
	East Carolina, at Rice	3-5-08
	Memphis, vs. Southern Miss	1-19-08
	SMU, vs. Southern Miss	1-10-07
	UAB, at USF	3-3-04
	Memphis, at Cincinnati	3-3-02
	Saint Louis, vs. Southern Miss	1-29-02
	Louisville, at Cincinnati	3-5-98
	Tulane, vs. Houston	1-18-98
	Cincinnati, vs. Memphis	1-8-98
	Marquette, at USF	1-30-97
	USF, vs. Southern Miss	1-25-97

LOWEST 3-POINT FIELD GOAL PERCENTAGE ALLOWED

.000	(0-4) UAB, at USF	3-3-04
	(0-4) Saint Louis, vs. Southern Miss	1-29-02
	(0-5) SMU, vs. Southern Miss	1-10-07
	(0-6) Memphis, vs. Southern Miss	2-28-09
	(0-6) East Carolina, at Rice	3-5-08
	(0-8) Louisville, at Cincinnati	3-5-98
	(0-9) Tulane, vs. Houston	1-18-98
	(0-9) USF, vs. Southern Miss	1-25-97
	(0-11) Cincinnati, vs. Memphis	1-8-98
	(0-12) Tulsa, at UCF	1-30-10
	(0-13) Southern Miss, at Tulane	1-14-09
	(0-14) Memphis, vs. Southern Miss	1-19-08
	(0-16) Memphis, at Cincinnati	3-3-02
	(0-19) Marquette, at USF	1-30-97

FEWEST REBOUNDS ALLOWED

14	Marshall, vs. East Carolina	1-10-09
17	SMU, at Tulane	2-6-10
	Marshall, at SMU	2-13-08
	SMU, at Houston	1-13-07
18	DePaul, at Saint Louis	2-11-04
	Marquette, at Saint Louis	1-7-03

INDIVIDUAL SINGLE-SEASON RECORDS

ALL GAMES

(Returnees in Bold)

SCORING AVERAGE

26.38	Morris Almond, RICE (844 in 32 games)	2006-07
26.19	Jermaine Taylor, UCF (812 in 31)	2008-09
25.60	Aubrey Coleman, HOU (896 in 35)	2009-10
24.54	Stefon Jackson, UTEP (908 in 37)	2008-09
23.58	Stefon Jackson UTEP (778 in 33)	2007-08
23.56	Robert McKiver, HOU (801 in 34)	2007-08
22.00	Steve Logan, CIN (770 in 35)	2001-02
21.86	Morris Almond, RICE (612 in 28)	2005-06
21.52	Dwyane Wade, MQT (710 in 33)	2002-03
21.36	Danny Fortson, CIN (705 in 33)	1996-97

POINTS

908	Stefon Jackson, UTEP (37)	2008-09
896	Aubrey Coleman, HOU (35)	2009-10
844	Morris Almond, RICE (32)	2006-07
812	Jermaine Taylor, UCF (31)	2008-09
801	Robert McKiver, HOU (34)	2007-08
778	Stefon Jackson, UTEP (33)	2007-08
770	Steve Logan, CIN (35)	2001-02
762	Dajuan Wagner, MEM (36)	2001-02
724	Chris Douglas-Roberts, MEM (40)	2007-08
710	Dwyane Wade, MQT (33)	2002-03

FIELD GOALS

305	Aubrey Coleman, HOU (35)	2009-10
291	Jermaine Taylor, UCF (31)	2008-09
282	Stefon Jackson, UTEP (37)	2008-09
265	Dajuan Wagner, MEM (36)	2001-02
263	Morris Almond, RICE (32)	2006-07

FIELD GOAL ATTEMPTS

660	Stefon Jackson, UTEP (37)	2008-09
647	Dajuan Wagner, MEM (36)	2001-02
606	Jermaine Taylor, UCF (31)	2007-08
588	Robert McKiver, HOU (34)	2007-08
564	Carlos Williams, UAB (32)	1996-97

FIELD GOAL PERCENTAGE

.624	John Fields, ECU (88 of 141)	2006-07
.621	Danny Fortson, CIN (244 of 393)	1996-97
.617	Vandarel Jones, USM (140 of 227)	2000-01
.614	Joey Dorsey, MEM (121 of 197)	2006-07
.612	Quincy Davis, TLN (153 of 250)	2004-05

3-POINT FIELD GOALS

145	Robert McKiver, HOU (34)	2007-08
142	Robert Vaden, UAB (33)	2007-08
137	Demon Brown, CHA (29)	2002-03
122	Taquan Dean, LOU (37)	2004-05
116	Robert McKiver, HOU (33)	2006-07

3-POINT FIELD GOAL ATTEMPTS

376	Robert McKiver, HOU (34)	2007-08
355	Robert Vaden, UAB (33)	2007-08
350	Demon Brown, CHA (29)	2002-03
324	Robert Vaden, UAB (34)	2008-09
294	Brendan Plavich, CHA (29)	2004-05

3-POINT FIELD GOALS PER GAME

4.72	Demon Brown, CHA (137 in 29)	2002-03
4.30	Robert Vaden, UAB (142 in 33)	2007-08
4.26	Robert McKiver, HOU (145 in 34)	2007-08
3.93	Brendan Plavich, CHA (114 in 29)	2004-05
3.67	Jobey Thomas, CHA (110 in 30)	2001-02

3-POINT FIELD GOAL PERCENTAGE

.505	Steve Novak, MQT (55 of 109)	2002-03
.477	Carldell Johnson, UAB (41 of 86)	2005-06
.470	Roburt Sallie, MEM (55 of 117)	2008-09
.462	Drake Diener, DPU (85 of 184)	2004-05
.461	Steve Novak, MQT (89 of 193)	2004-05

FREE THROW PERCENTAGE

.912	Steve Novak, MQT (62 of 68)	2003-04
.909	Drake Diener, DPU (70 of 77)	2004-05
	Jobey Thomas, CHA (80 of 88)	2000-01
.905	Steve Novak, MQT (76 of 84)	2004-05
.903	Roderick Howard, CHA (93 of 103)	1995-96

FREE THROWS

312	Stefon Jackson, UTEP (37)	2008-09
241	Morris Almond, RICE (32)	2006-07
221	Stefon Jackson, UTEP (33)	2007-08
220	Danny Fortson, CIN (33)	1995-96
217	Danny Fortson, CIN (33)	1996-97

FREE THROW ATTEMPTS

374	Stefon Jackson, UTEP (37)	2008-09
303	Stefon Jackson, UTEP (33)	2007-08
292	Danny Fortson, CIN (33)	1995-96
285	Morris Almond, RICE (32)	2006-07
281	Danny Fortson, CIN (33)	1996-97

REBOUNDS PER GAME

11.25	Louis Truscott, HOU (315 in 28)	2002-03
10.83	Chris Massie, MEM (249 in 23)	2002-03
10.75	Corey Rouse, ECU (301 in 28)	2005-06
10.55	Quentin Richardson, DPU (327 in 31)	1998-99
10.43	Lorenzo Wright, MEM (313 in 30)	1995-96

REBOUNDS

363	Kelly Wise, MEM (36)	2000-01
362	Joey Dorsey, MEM (38)	2007-08
347	Joey Dorsey, MEM (37)	2006-07
341	Ellis Myles, LOU (37)	2004-05
330	Kelly Wise, MEM (32)	2001-02

ASSISTS PER GAME

7.97	Sean Colson, CHA (231 in 29)	1997-98
7.57	Brook Young, ECU (227 in 30)	2007-08
6.94	Aaron Hutchins, MQT (215 in 31)	1995-96
6.88	Reggie Kohn, USF (220 in 32)	2001-02
6.38	Julyan Stone, UTEP (236 in 37)	2008-09

ASSISTS

236	Julyan Stone, UTEP (37)	2008-09
231	Sean Colson, CHA (29)	1997-98
227	Brook Young, ECU (30)	2008-09
220	Reggie Kohn, USF (32)	2001-02
215	Aaron Hutchins, MQT (31)	1995-96

BLOCKS PER GAME

5.35	Hassan Whiteside, MAR (182 in 34)	2009-10
4.11	Anwar Ferguson, HOU (111 in 27)	2003-04
4.00	Gerrick Morris, USF (108 in 27)	2003-04
3.67	Jerome Jordan, TLS (143 in 39)	2007-08
3.62	Moussa Badiane, ECU (87 in 24)	2001-02

BLOCKS

182	Hassan Whiteside, MAR (34)	2009-10
143	Jerome Jordan TLS (39)	2007-08
111	Anwar Ferguson, HOU (27)	2003-04
108	Gerrick Morris, USF (27)	2003-04
107	Kenyon Martin, CIN (31)	1999-00

STEALS PER GAME

3.39	Oliver Lafayette, HOU (105 in 31)	2005-06
3.33	Willie Coleman, DPU (100 in 30)	1997-98
3.21	Eddie Basden, CHA (93 in 29)	2004-05
3.09	Eric Bush, UAB (105 in 34)	2002-03
2.74	Chris Garner, MEM (85 in 31)	1996-97

STEALS

105	Oliver Lafayette, HOU (31)	2005-06
	Eric Bush, UAB (34)	2002-03
100	Willie Coleman, DPU (30)	1997-98
93	Eddie Basden, CHA (29)	2004-05
	Aubrey Coleman, HOU (35)	2009-10

INDIVIDUAL SINGLE-SEASON RECORDS

C-USA GAMES

SCORING AVERAGE

29.1	Jermaine Taylor, UCF (466 points in 16)	2008-09
26.3	Aubrey Coleman, HOU (420 in 16)	2009-10
25.4	Robert McKiver, HOU (406 in 16)	2007-08
25.1	Morris Almond, RICE (351 in 14)	2005-06
25.0	Stefon Jackson, UTEP (400 in 16)	2007-08
24.1	Morris Almond, RICE (386 in 16)	2006-07
24.1	Stefon Jackson, UTEP (385 in 16)	2008-09
22.9	Robert Vaden, UAB (344 in 15)	2007-08
22.8	Junior Blount, TCU (364 in 16)	2001-02
22.7	Omar Sneed, MEM (363 in 16)	1997-98
22.7	Kenyon Martin, CIN (363 in 16)	1999-00

POINTS

466	Jermaine Taylor, UCF (16 games)	2008-09
420	Aubrey Coleman, HOU (16)	2009-10
406	Robert McKiver, HOU (16)	2007-08
400	Stefon Jackson, UTEP (16)	2007-08
386	Morris Almond, RICE (16)	2006-07
385	Stefon Jackson, UTEP (16)	2008-09
364	Junior Blount, TCU (16)	2001-02
363	Kenyon Martin, CIN (16)	1999-00
363	Omar Sneed, MEM (16)	1997-98
355	Steve Logan, CIN (16)	2001-02

FIELD GOALS

163	Jermaine Taylor, UCF (16)	2008-09
138	Omar Sneed, MEM (16)	1997-98
136	Aubrey Coleman, HOU (16)	2009-10
133	Kenyon Martin, CIN (16)	1999-00
132	Stefon Jackson, UTEP (16)	2007-08
	Fred Williams, UAB (16)	1998-99

FIELD GOAL ATTEMPTS

347	Jermaine Taylor, UCF (16)	2008-09
323	Aubrey Coleman, HOU (16)	2009-10
304	Robert McKiver, HOU (16)	2007-08
286	Stefon Jackson, UTEP (16)	2008-09
	Stefon Jackson, UTEP (16)	2007-08

FIELD GOAL PERCENTAGE

.736	Vandarel Jones, USM (67 of 91)	1997-98
.672	Vandarel Jones, USM (80 of 119)	2000-01
.683	Kenyon Martin, CIN (69 of 101)	1997-98
.614	Sunday Adebayo, MEM (70 of 114)	1996-97
.612	Joey Dorsey, MEM (60 of 98)	2006-07

3-POINT FIELD GOALS

78	Demon Brown, CHA (16)	2002-03
72	Robert McKiver, HOU (16)	2007-08
70	Robert Vaden, UAB (15)	2007-08
63	Brendan Plavich, CHA (16)	2004-05
61	Robert McKiver, HOU (16)	2006-07

3-POINT FIELD GOAL ATTEMPTS

210	Demon Brown, CHA (16)	2002-03
183	Robert McKiver, HOU (16)	2007-08
173	Robert Vaden, UAB (15)	2007-08
167	Brendan Plavich, CHA (16)	2004-05
150	Jermaine Taylor, UCF (16)	2008-09

3-POINT FIELD GOALS PER GAME

4.88	Demon Brown, CHA (78 in 16)	2002-03
4.67	Robert Vaden, UAB (70 in 15)	2007-08
4.50	Robert McKiver, HOU (72 in 16)	2007-08
3.94	Brendan Plavich, CHA (63 in 16)	2004-05
3.81	Robert McKiver, HOU (61 in 16)	2006-07

3-POINT FIELD GOAL PERCENTAGE

.533	Eddie Basden, CHA (16 of 30)	2003-04
.518	Steve Novak, MQT (29 of 56)	2002-03
.517	David Haywood, USM (30 of 58)	2002-03
.513	Ike Ofoegbu, SMU (20 of 39)	2006-07
.507	Francisco Garcia, LOU (30 of 58)	2002-03

FREE THROWS

138	Stefon Jackson, UTEP (16)	2008-09
123	Aubrey Coleman, HOU (16)	2009-10
120	Stefon Jackson, UTEP (16)	2007-08
115	Jeremy Wise, USM (16)	2007-08
	Morris Almond, RICE (16)	2006-07

FREE THROW ATTEMPTS

167	Stefon Jackson, UTEP (16)	2007-08
161	Stefon Jackson, UTEP (16)	2008-09
152	Aubrey Coleman, HOU (16)	2009-10
141	Jeremy Wise, USM (16)	2007-08
138	Dwyane Wade, MQT (16)	2002-03

FREE THROW PERCENTAGE

.947	Steve Novak, MQT (36 of 38)	2004-05
.938	Jobey Thomas, CHA (45 of 48)	2000-01
.931	Reggie Bryant, SLU (27 of 29)	2004-05
.914	Steve Novak, MQT (32 of 35)	2003-04
.907	Justin Hurtt, TLS (39 of 43)	2008-09
	Jimmie Floyd, USM (49 of 54)	1997-98

REBOUNDS PER GAME

11.6	Kenyon Martin, CIN (186 in 16)	1999-00
11.2	Louis Truscott, HOU (179 in 16)	2002-03
10.9	Chris Massie, MEM (175 in 16)	2002-03
10.8	Quentin Richardson, DPU (172 in 16)	1999-00
10.6	Corey Rouse, ECU (149 in 14)	2005-06
	Corey Rouse, ECU (169 in 16)	2004-05
	Quentin Richardson, DPU (170 in 16)	1998-99

REBOUNDS

186	Kenyon Martin, CIN (16)	1999-00
179	Louis Truscott, HOU (16)	2002-03
175	Chris Massie, MEM (16)	2002-03
172	Quentin Richardson, CIN (16)	1999-00
170	Quentin Richardson, DPU (16)	1998-99

ASSISTS PER GAME

9.53	Sean Colson, CHA (143 in 15)	1997-98
7.50	Reggie Kohn, USF (120 in 16)	2001-02
7.25	Brock Young, ECU (116 in 16)	2008-09
7.07	Sean Colson, CHA (99 in 14)	1996-97
	Aaron Hutchins, MQT (99 in 14)	1995-96
6.50	Julyan Stone, UTEP (104 in 16)	2008-09

ASSISTS

143	Sean Colson, CHA (16)	1997-98
120	Reggie Kohn, USF (16)	2001-02
116	Brock Young, ECU (16)	2008-09
104	Julyan Stone, UTEP (16)	2008-09
99	Sean Colson, CHA (14)	1996-97
	Aaron Hutchins, MQT (14)	1995-96

BLOCKS PER GAME

6.00	Hassan Whiteside, MAR (96 in 16)	2009-10
4.38	Gerrick Morris, USF (70 in 16)	2003-04
3.88	Kenyon Martin, CIN (62 in 16)	1999-00
3.69	Anwar Ferguson, HOU (59 in 16)	2003-04
3.44	Jerome Jordan, TLS (55 in 16)	2007-08
	Moussa Badiane, ECU (55 in 16)	2003-04

BLOCKS

96	Hassan Whiteside, MAR (16)	2009-10
70	Gerrick Morris, USF (16)	2003-04
62	Kenyon Martin, CIN (16)	1999-00
59	Anwar Ferguson, HOU (16)	2003-04
55	Jerome Jordan, TLS (16)	2007-08
	Moussa Badiane, ECU (16)	2003-04

STEALS PER GAME

3.56	Willie Coleman, DPU (57 in 16)	1997-98
3.31	Eddie Basden, CHA (53 in 16)	2004-05
3.19	Eric Bush, UAB (51 in 16)	2002-03
3.07	Oliver Lafayette, HOU (43 in 14)	2005-06
3.00	Dominic Smith, HOU (48 in 16)	2000-01

STEALS

57	Willie Coleman, DPU (16)	1997-98
53	Eddie Basden, CHA (16)	2004-05
51	Eric Bush, UAB (16)	2002-03
48	Dominic Smith, HOU (16)	2000-01
46	Brian Latham, HOU (16)	2004-05
	Dwyane Wade, MQT (16)	2001-02

TEAM SINGLE-SEASON RECORDS

ALL GAMES

SCORING AVERAGE

85.3	TCU (2645 points in 31 games)	2001-02
81.6	Louisville (2612 in 32)	2002-03
80.7	Louisville (3066 in 38)	2004-05
	Cincinnati (2743 in 34)	1996-97
80.0	Memphis (2961 in 37)	2005-06
	Memphis (2879 in 36)	2001-02
79.9	Marshall (2717 in 34)	2009-10
	Memphis (3196 in 40)	2007-08

POINTS

3196	Memphis (40 games)	2007-08
3066	Louisville (38)	2004-05
2961	Memphis (37)	2005-06
2918	Memphis (37)	2006-07
2879	Memphis (36)	2001-02
2788	UTEP (37)	2008-09

SCORING MARGIN

+18.0	Memphis	2007-08
+17.8	Cincinnati	2001-02
+16.6	Louisville	2004-05
+16.3	Memphis	2008-09
+16.1	Cincinnati	1999-00

FIELD GOALS

1143	Memphis (40)	2007-08
1045	Memphis (36)	2001-02
1034	Memphis (37)	2005-06
1024	Memphis (37)	2006-07
1011	Louisville (38)	2004-05

FIELD GOAL ATTEMPTS

2454	Memphis (40)	2007-08
2291	Memphis (37)	2005-06
2282	Houston (35)	2009-10
2276	Memphis (36)	2001-02
2249	Memphis (37)	2006-07

FIELD GOAL PERCENTAGE

.496	Cincinnati (962 of 1938)	1996-97
.488	Houston (732 of 1499)	1996-97
.485	Louisville (925 of 1906)	1995-96
.482	Marquette (901 of 1871)	2002-03
.480	Cincinnati (898 of 1871)	1999-00

3-POINT FIELD GOALS

375	Houston (34 games)	2007-08
361	Louisville (38)	2004-05
330	Houston (33)	2006-07
305	Charlotte (33)	2000-01
302	Memphis (40)	2007-08

3-POINT FIELD GOAL ATTEMPTS

1039	Houston (34 games)	2007-08
1009	Houston (33)	2006-07
906	Louisville (38)	2004-05
865	Memphis (40)	2007-08
848	Charlotte (33)	2000-01

3-POINT FIELD GOALS PER GAME

11.03	Houston (375 in 34 games)	2007-08
10.00	Houston (330 in 33)	2006-07
9.50	Louisville (361 in 38)	2004-05
9.24	Charlotte (305 in 33)	2000-01
9.23	Houston (286 in 31)	2005-06

3-POINT FIELD GOAL PERCENTAGE

.402	Marquette (231 of 575)	2003-04
.398	Louisville (361 of 906)	2004-05
	Marquette (202 of 508)	2002-03
.394	UCF (239 of 606)	2006-07
.389	Rice (203 of 522)	2006-07

FREE THROWS

731	UTEP (37)	2008-09
683	Louisville (38)	2004-05
644	Memphis (38)	2004-05
635	Cincinnati (34)	1996-97
623	Tulsa (35)	2009-10

FREE THROW ATTEMPTS

1021	UTEP (37 games)	2008-09
991	Memphis (40)	2007-08
953	Memphis (37)	2006-07
945	Louisville (38)	2004-05
942	Memphis (38)	2004-05

FREE THROW PERCENTAGE

.771	Marquette (585 of 759)	2002-03
.770	Houston (552 of 717)	2007-08
.749	Louisville (480 of 641)	2003-04
.747	UCF (432 of 578)	2008-09
	Marquette (510 of 683)	2003-04
.746	Houston (562 of 753)	2008-09

REBOUNDS PER GAME

42.8	Memphis (36)	2001-02
42.6	TCU (31)	2001-02
41.3	Memphis (37)	2005-06
41.2	Cincinnati (33)	1995-96
41.1	Cincinnati (33)	2004-05
	UAB (31)	2000-01

REBOUNDS

1620	Memphis (40)	2007-08
1539	Memphis (36)	2001-02
1528	Memphis (37)	2005-06
1495	Tulsa (39)	2007-08
1475	Louisville (38)	2004-05

REBOUND MARGIN

+9.3	Cincinnati	1996-97
+8.4	Cincinnati	1997-98
+8.0	DePaul	1999-00
+7.8	Cincinnati	1995-96
+7.2	Southern Miss	2006-07
	Tulsa	2006-07

ASSISTS PER GAME

1762	UAB (564 in 32)	2003-04
1741	USF (557 in 32)	2001-02
1706	USF (529 in 31)	1999-00
16.77	Louisville (503 in 30)	1998-99
16.71	Louisville (518 in 31)	1999-00
	USF (518 in 31)	2000-01
	TCU (518 in 31)	2001-02

ASSISTS

637	Memphis (40)	2007-08
590	Louisville (38)	2004-05
566	Memphis (37)	2005-06
564	UAB (32)	2003-04
558	Memphis (36)	2000-01

TURNOVER MARGIN

+8.03	UAB	2005-06
+7.71	Houston	2009-10
+7.55	Houston	2005-06
+7.16	Houston	2004-05
+6.97	UAB	2004-05

BLOCKS PER GAME

7.88	Marshall (268 in 34 games)	2009-10
6.82	Cincinnati (225 in 33)	2004-05
6.76	Cincinnati (223 in 33)	1999-00
6.35	Memphis (235 in 37)	2005-06
6.27	Tulane (188 in 30)	2006-07
6.10	Memphis (244 in 40)	2007-08

BLOCKS

268	Marshall (34)	2009-10
244	Memphis (40)	2007-08
235	Memphis (37)	2005-06
230	Tulsa (39)	2007-08
225	Cincinnati (33)	2004-05
223	Cincinnati (33)	1999-00

STEALS PER GAME

12.42	Houston (385 in 31)	2005-06
11.59	UAB (371 in 32)	2003-04
	UAB (395 in 34)	2002-03
11.58	UAB (382 in 33)	2004-05
10.87	UAB (337 in 31)	2005-06

STEALS

395	UAB (34)	2002-03
385	Houston (31)	2005-06
382	UAB (33)	2004-05
371	UAB (32)	2003-04
361	Memphis (37)	2005-06

C-USA GAMES

SCORING AVERAGE

81.2	TCU (1300 in 16)	2001-02
80.9	Memphis (1133 in 14)	2005-06
79.6	Louisville (1273 in 16)	2004-05
79.5	Memphis (1272 in 16)	2007-08
79.1	Houston (1265 in 16)	2007-08
	Louisville (1265 in 16)	2002-03

POINTS

1300	TCU (16)	2001-02
1273	Louisville (16)	2004-05
1272	Memphis (40)	2007-08
1265	Houston (16)	2007-08
	Louisville (16)	2002-03

SCORING MARGIN

+20.3	Memphis	2007-08
+18.5	Memphis	2006-07
+17.8	Memphis	2008-09
+16.8	Cincinnati	1999-00
+16.1	Memphis	2005-06

FIELD GOALS

463	Memphis (16)	2001-02
461	TCU (16)	2001-02
459	USF (16)	2001-02
455	Louisville (16)	1998-99
454	Memphis (16)	2007-08
	UAB (16)	2002-03

FIELD GOAL ATTEMPTS

1111	TCU (16)	2001-02
1037	UAB (16)	2002-03
1031	Houston (16)	2007-08
1021	Memphis (16)	1998-99
1020	Memphis (16)	2001-02

FIELD GOAL PERCENTAGE

.495	Cincinnati (371 of 749)	1996-97
.486	Houston (361 of 743)	1996-97
.481	DePaul (397 of 826)	2003-04
.479	Cincinnati (438 of 915)	1999-00
.476	Louisville (351 of 737)	1995-96

3-POINT FIELD GOALS

191	Houston (16 games)	2007-08
157	Louisville (16)	2004-05
153	Houston (16)	2006-07
145	Memphis (16)	2003-04
	Louisville (16)	2002-03

3-POINT FIELD GOAL ATTEMPTS

527	Houston (16 games)	2007-08
463	Houston (16)	2006-07
427	Houston (16)	2004-05
409	Memphis (16)	2003-04
408	Charlotte (16)	1999-00

3-POINT FIELD GOALS PER GAME

11.94	Houston (191 in 16 games)	2007-08
9.81	Louisville (157 in 16)	2004-05
9.56	Houston (153 in 16)	2006-07
9.21	Houston (129 in 14)	2005-06
9.06	Memphis (145 in 16)	2003-04
	Louisville (145 in 16)	2002-03

3-POINT FIELD GOAL PERCENTAGE

.421	Memphis (138 of 328)	2009-10
.411	Saint Louis (65 of 158)	2000-01
.409	Houston (79 of 193)	1996-97
.408	Rice (113 of 277)	2008-09
.407	East Carolina (143 of 351)	2008-09
.406	Marquette (99 of 244)	2002-03

FREE THROWS

327	UTEP (16)	2008-09
323	Marshall (16)	2009-10
310	Marquette (16)	2002-03
303	Memphis (16)	2009-10
	Memphis (16)	2004-05
	Charlotte (16)	2003-04

FREE THROW ATTEMPTS

461	Marshall (16)	2009-10
460	UTEP (16)	2007-08
451	UTEP (16)	2008-09
447	Charlotte (16)	2003-04
438	UAB (16)	1997-98
434	Memphis (16)	2004-05

FREE THROW PERCENTAGE

.799	UCF (222 of 278)	2008-09
.793	Houston (234 of 295)	2007-08
.791	Marquette (310 of 392)	2002-03
.785	Houston (292 of 372)	2008-09
.782	UAB (291 of 372)	2007-08

REBOUNDS PER GAME

42.4	DePaul (679 in 16)	1998-99
42.1	Memphis (673 in 16)	2001-02
42.0	Memphis (672 in 16)	2007-08
41.9	TCU (671 in 16)	2001-02
41.8	Cincinnati (668 in 16)	2004-05

REBOUNDS

679	DePaul (16)	1998-99
673	Memphis (16)	2001-02
672	Memphis (16)	2007-08
671	TCU (16)	2001-02
668	Cincinnati (16)	2004-05

REBOUND MARGIN

+8.1	Memphis	2007-08
	Cincinnati	1998-99
+7.4	Cincinnati	1999-00
+7.1	Cincinnati	1997-98
	Cincinnati	1996-97

ASSISTS PER GAME

18.75	USF (300 in 16)	2001-02
18.00	Memphis (288 in 16)	2002-03
17.56	Charlotte (281 in 16)	1997-98
17.36	Louisville (243 in 14)	1995-96
17.25	USF (276 in 16)	2000-01

ASSISTS

300	USF (16)	2001-02
288	Memphis (16)	2002-03
281	Charlotte (16)	1997-98

276	USF (16)	2000-01
273	UAB (16)	2003-04

BLOCKS PER GAME

8.06	Marshall (129 in 16)	2009-10
7.07	Tulane (99 in 14)	1995-96
6.25	Tulane (100 in 16)	2006-07
6.50	Memphis (91 in 14)	2005-06
	Cincinnati (104 in 16)	1999-00
6.00	Memphis (96 in 16)	2006-07

BLOCKS

129	Marshall (16)	2009-10
104	Cincinnati (16)	1999-00
100	Tulane (16)	2006-07
99	Tulane (14)	1995-96
96	Memphis (16)	2006-07
92	Cincinnati (16)	2004-05
	Memphis (16)	1998-99

TURNOVER MARGIN

+8.00	Houston	2004-05
+7.57	UAB	2005-06
+7.12	UAB	2004-05
+7.06	UAB	2003-04
+6.50	Houston	2009-10
+5.94	Houston	2006-07

STEALS PER GAME

11.62	UAB (186 in 16)	2004-05
11.56	UAB (185 in 16)	2003-04
11.44	UAB (183 in 16)	2002-03
11.21	Houston (157 in 14)	2005-06
10.86	UAB (152 in 14)	2005-06

STEALS

186	UAB (16)	2004-05
185	UAB (16)	2003-04
183	UAB (16)	2002-03
170	Houston (16)	2004-05
166	Memphis (16)	1997-98

TEAM SINGLE-SEASON DEFENSIVE RECORDS

ALL GAMES

SCORING DEFENSE

58.8	Memphis (2176 in 37 games)	2008-09
57.8	Marquette (1791 points in 31)	1996-97
59.5	UTEP (1843 in 31)	2005-06
59.8	Southern Miss (2034 in 34)	2009-10
59.9	Saint Louis (1918 in 32)	2003-04
60.0	Marquette (1860 in 31)	1997-98

FEWEST POINTS ALLOWED

1664	Southern Miss (27 games)	1996-97
1745	Houston (27)	2003-04
1757	East Carolina (27)	2002-03
1761	DePaul (26)	1996-97
1777	Southern Miss (27)	2001-02

FIELD GOAL PERCENTAGE DEFENSE

.362	Marquette (628 of 1735)	1996-97
.371	Memphis (755 of 2033)	2008-09
.373	Cincinnati (749 of 2008)	2004-05
.374	Cincinnati (761 of 2035)	2001-02
.380	Memphis (795 of 2094)	2005-06

FIELD GOALS ALLOWED

578	Houston (27)	2003-04
597	USF (27)	1996-97
601	East Carolina (27)	2003-04
613	Tulsa (28)	2005-06
615	Southern Miss (27)	2001-02
	Southern Miss (27)	1996-97

3-POINT FG PERCENTAGE DEFENSE

.277	Tulsa (165 of 596)	2008-09
.279	Marquette (113 of 405)	1999-00
.285	Marquette (135 of 474)	1997-98
	Memphis (154 of 540)	1996-97
.288	Memphis (90 of 244)	1995-96

3-POINT FIELD GOALS ALLOWED

113	Marquette (29)	1999-00
119	Southern Miss (29)	1999-00
130	Saint Louis (31)	2001-02
	Tulane (29)	1997-98
134	Tulane (30)	2009-10
135	Louisville (30)	1998-99
	Marquette (31)	1997-98

REBOUNDS ALLOWED

875	DePaul (29)	2002-03
890	Southern Miss (27)	1996-97
913	Marquette (29)	1999-00
915	Marquette (29)	2000-01
917	SMU (31)	2009-10

C-USA GAMES

SCORING DEFENSE

56.0	UTEP (784 points in 14 games)	2005-06
56.1	Memphis (898 in 16)	2008-09
58.3	Marquette (816 in 14)	1996-97
58.3	Southern Miss (933 in 16)	2009-10
58.9	Memphis (942 in 16)	2006-07

FEWEST POINTS ALLOWED

784	UTEP (14 games)	2008-09
816	Marquette (14)	1996-97
845	Memphis (14)	1996-97
847	Southern Miss (14)	1996-97
849	Saint Louis (14)	1996-97

FIELD GOAL PERCENTAGE DEFENSE

.365	Cincinnati (324 of 887)	1997-98
.371	Marquette (297 of 801)	1996-97
.372	Memphis (316 of 850)	2008-09
.373	Memphis (325 of 871)	2004-05
.374	Cincinnati (371 of 993)	2004-05

FIELD GOALS ALLOWED

291	Memphis (14)	1996-97
293	UCF (14)	2005-06
	Cincinnati (14)	1996-97
294	UTEP (14)	2005-06
296	Tulsa (14)	2005-06
	Saint Louis (14)	1996-97

3-POINT FG PERCENTAGE DEFENSE

.261	Memphis (65 of 249)	2001-02
.273	Marquette (60 of 220)	1999-00
.274	Memphis (69 of 252)	1996-97
.278	Louisville (67 of 241)	2002-03
.280	Marquette (61 of 218)	1997-98
	Tulane (65 of 232)	1997-98
	Louisville (76 of 225)	1995-96

3-POINT FIELD GOALS ALLOWED

60	Marquette (16)	1999-00
61	Marquette (16)	1997-98
63	Marquette (14)	1996-97
	Tulane (14)	1996-97
64	Tulsa (16)	2009-10
65	Memphis (14)	2005-06
	Tulane (16)	1997-98
	Saint Louis (16)	1999-00
	Memphis (16)	2001-02

REBOUNDS ALLOWED

420	Cincinnati (14)	1996-97
429	UTEP (14)	2005-06
440	UCF (14)	2005-06
443	Southern Miss (14)	2005-06
457	Southern Miss (14)	1996-97



RECORDS BY CLASS

FRESHMAN

Points

Points			
Game	41	Marcus Moody, MEM, at Oklahoma	12-13-97
C-USA Game	40	Larry Hughes, SLU, at Marquette	1-24-98
Season Avg.	21.2	Dajuan Wagner, MEM (762 in 36)	2001-02
C-USA Avg.	21.3	Larry Hughes, SLU (319 in 15)	1997-98
Season Total	762	Dajuan Wagner, MEM	2001-02
C-USA Total	326	Dajuan Wagner, MEM	2001-02

Rebounds

Game	20	Quentin Richardson, DPU vs. UAB	1-14-99
C-USA Game	20	Quentin Richardson, DPU vs. UAB	1-14-99
Season Avg.	10.5	Quentin Richardson DPU (327 in 31)	1998-99
C-USA Avg.	10.6	Quentin Richardson DPU (170 in 16)	1998-99
Season Total	327	Quentin Richardson, DPU	1998-99
C-USA Total	170	Quentin Richardson, DPU	1998-99

Assists

Game	13	Cliff Clinkscales, DPU vs. Northwestern State	12-18-04
C-USA Game	12	Sammy Meija, DPU vs. Marquette	2-7-04
	12	Imari Sawyer, DPU vs. Saint Louis	1-31-01
Season Avg.	5.97	Imari Sawyer, DPU (179 assists in 30)	2000-01
C-USA Avg.	5.6	Courtney Trask, MEM (89 in 16)	1999-00
Season Total	189	Derrick Rose, MEM	2007-08
C-USA Total	89	Courtney Trask, MEM	1999-00

Blocks

Game	13	Hassan Whiteside, MAR vs. UCF	2-27-10
C-USA Game	13	Hassan Whiteside, MAR vs. UCF	2-27-10
Season Avg.	5.35	Hassan Whiteside, MAR (182 in 34)	2009-10
C-USA Avg.	6.00	Hassan Whiteside, MAR (96 in 16)	2009-10
Season Total	182	Hassan Whiteside, MAR	2009-10
C-USA Total	96	Hassan Whiteside, MAR	2009-10

Steals

Game	8	Larry Hughes, SLU, at Tulane	1-7-98
C-USA Game	8	Larry Hughes, SLU, at Tulane	1-7-98
Season Avg.	2.2	Larry Hughes, SLU (69 in 32)	1997-98
C-USA Avg.	2.3	Larry Hughes, SLU (34 in 15)	1997-98
Season Total	77	Tyrece Evans, MEM	2008-09
C-USA Total	34	Larry Hughes, SLU	1997-98

SOPHOMORE

Points

Game	40	Danny Fortson, CIN, at Xavier	1-17-96
C-USA Game	34	Danny Fortson, CIN, at Southern Miss	1-11-96
Season Avg.	20.1	Danny Fortson, CIN (664 in 33)	1995-96
C-USA Avg.	20.8	Danny Fortson, CIN (291 in 14)	1995-96
Season Total	664	Danny Fortson, CIN	1995-96
C-USA Total	307	Jeremy Wise, USM	2007-08

Rebounds

Game	27	Andre Brown, DPU, vs. TCU	2-6-02
C-USA Game	27	Andre Brown, DPU, vs. TCU	2-6-02
Season Avg.	10.4	Lorenzen Wright, MEM (313 in 30)	1995-96
C-USA Avg.	10.2	Lorenzen Wright, MEM (143 in 14)	1995-96
Season Total	325	Quentin Richardson, DPU	1999-2000
C-USA Total	167	Andre Brown, DPU	2001-02

Assists

Game	17	Imari Sawyer, DPU vs. Youngstown State	11-25-01
C-USA Game	14	Brock Young, ECU vs. Rice	2-14-09
	14	Rashon Burno, DPU vs. Charlotte	1-8-00
Season Avg.	7.6	Brock Young, ECU (227 in 30)	2008-09
C-USA Avg.	7.3	Brock Young, ECU (116 in 16)	2008-09
Season Total	236	Julyan Stone, UTEP	2008-09
C-USA Total	116	Brock Young, ECU	2008-09

Blocks

Game	10	Kenyon Martin, CIN, vs. DePaul	2-21-98
C-USA Game	10	Kenyon Martin, CIN, vs. DePaul	2-21-98
Season Avg.	3.67	Jerome Jordan, TLS (143 in 39)	2007-08
C-USA Avg.	3.44	Jerome Jordan, TLS (55 in 16)	2007-08
Season Total	143	Jerome Jordan, TLS	2007-08
C-USA Total	55	Jerome Jordan, TLS	2007-08

Steals

Game	7	B.B. Waldon, USF at Houston	2-19-00
		Bernard Smith, HOU vs. USM	2-19-00
		Tony Johnson, UAB vs. Alcorn State	1-3-01
		Eddie Basden, CHA vs. vs. DePaul	3-1-03
C-USA Game	7	B.B. Waldon, USF at Houston	2-19-00
		Bernard Smith, HOU vs. USM	2-19-00
		Eddie Basden, CHA vs. vs. DePaul	3-1-03
Season Avg.	2.61	A.J. Rompza, UCF (81 in 31)	2009-10
C-USA Avg.	2.8	Cardell Johnson, UAB	2003-04
Season Total	81	Rashon Burno, DPU	2009-10
C-USA Total	45	Cardell Johnson, UAB	2003-04

JUNIOR

Points

Game	42	Melvin Levett, CIN, vs. Eastern Kentucky	12-20-97
	42	Junior Blount, TCU, vs. Tulane	2-26-02
C-USA Game	42	Junior Blount, TCU, vs. Tulane	2-26-02
Season Avg.	23.6	Stefon Jackson, UTEP (778 in 33)	2007-08
C-USA Avg.	25.1	Morris Almond, RICE (351 in 14)	2005-06
Season Total	778	Stefon Jackson, UTEP	2007-08
C-USA Total	400	Stefon Jackson, UTEP	2007-08

Rebounds

Game	26	Jamal Brown, TCU, vs. North Texas	12-23-01
C-USA Game	24	Erroyl Bing, ECU vs. USF	1-25-03
Season Avg.	10.4	James Harper, USF (291 in 28)	1995-96
C-USA Avg.	10.6	Corey Rouse, ECU (169 in 16)	2004-05
Season Total	363	Kelly Wise, MEM	2000-01
C-USA Total	169	Corey Rouse, ECU	2004-05

Assists

Game	17	Sean Colson, CHA, at Houston	2-8-97
C-USA Game	17	Sean Colson, CHA, at Houston	2-8-97
Season Avg.	6.8	Reggie Kohn, USF (220 in 32)	2001-02
C-USA Avg.	7.5	Reggie Kohn, USF (120 in 16)	2001-02
Season Total	220	Reggie Kohn, USF	2001-02
C-USA Total	120	Reggie Kohn, USF	2001-02

Blocks

Game	8	Lawrence Nelson, TLN, vs. Southern Miss	1-11-97
C-USA Game	8	Lawrence Nelson, TLN, vs. Southern Miss	1-11-97
Season Avg.	3.3	Moussa Badiane, ECU (90 in 27)	2003-04
C-USA Avg.	3.4	Moussa Badiane, ECU (55 in 16)	2003-04
Season Total	91	Jerome Jordan, TLS	2008-09
C-USA Total	55	Moussa Badiane, ECU	2003-04

Steals

Game	9	Willie Coleman, DPU, vs. Louisville	2-28-98
		Alvin Sims, LOU, vs. VCU	11-25-96
C-USA Game	9	Willie Coleman, DPU, vs. Louisville	2-28-98
Season Avg.	3.39	Oliver Lafayette, HOU (105 in 31)	2005-06
C-USA Avg.	3.6	Willie Coleman, DPU (57 in 16)	1997-98
Season Total	105	Willie Coleman, DPU	1997-98
	105	Oliver Lafayette, HOU	2005-06
C-USA Total	57	Willie Coleman, DPU	1997-98

SENIOR

Points

Game	52	Robert McKiver, HOU vs. Southern Miss	2-27-08
C-USA Game	52	Robert McKiver, HOU vs. Southern Miss	2-27-08
Season Avg.	26.4	Morris Almond, RICE (844 in 32)	2006-07
C-USA Avg.	29.1	Jermaine Taylor, UCF (466 in 16)	2008-09
Season Total	908	Stefon Jackson, UTEP	2008-09
C-USA Total	466	Jermaine Taylor, UCF	2008-09

Rebounds

Game	22	Joey Dorsey, MEM at Houston	1-30-08
C-USA Game	22	Joey Dorsey, MEM at Houston	1-30-08
Season Avg.	11.2	Louis Truscott, HOU (315 in 28)	2002-03
C-USA Avg.	11.6	Kenyon Martin, CIN (172 in 16)	1999-00
Season Total	362	Joey Dorsey, MEM	2007-08
C-USA Total	179	Louis Truscott, HOU	2002-03

Assists

Game	18	Sean Colson, CHA, vs. Houston	2-28-98
C-USA Game	18	Sean Colson, CHA, vs. Houston	2-28-98
Season Avg.	8.0	Sean Colson, CHA (231 in 29)	1997-98
C-USA Avg.	9.5	Sean Colson, CHA (143 in 15)	1997-98
Season Total	231	Sean Colson, CHA	1997-98
C-USA Total	143	Sean Colson, CHA	1997-98

Blocks

Game	10	Gerrick Morris, USF vs. Wright State	11-29-03
		Kenyon Martin, CIN vs. Memphis	1-19-00
C-USA Game	10	Gerrick Morris, USF vs. Houston	2-21-04
		Kenyon Martin, CIN vs. Memphis	1-19-00
Season Avg.	4.11	Anwar Ferguson, HOU (111 in 27)	2003-04
C-USA Avg.	4.38	Gerrick Morris, USF (70 in 16)	2003-04
Season Total	111	Anwar Ferguson, USF	2003-04
C-USA Total	70	Gerrick Morris, USF	2003-04

Steals

Game	12	Cardell "Squeaky" Johnson, UAB vs. S.C. State	11-27-05
C-USA Game	8	Marlo Miles, TLN vs. Saint Louis	2-19-00
Season Avg.	3.21	Eddie Basden, CHA (93 in 29)	2004-05
C-USA Avg.	3.31	Eddie Basden, CHA (53 in 16)	2004-05
Season Total	105	Eric Bush, UAB	2002-03
C-USA Total	53	Eddie Basden, CHA	2004-05

INDIVIDUAL CAREER RECORDS

Scoring

Player, School	Yrs.	G	Pts
Stefon Jackson, UTEP	2006-09	125	2456
Altron Jackson, USF	1999-02	122	2017
Steve Logan, CIN	1999-02	135	1985
Jermaine Taylor, UCF	2006-09	122	1979
Ben Uzoh, TLS	2007-10	141	1951
Reece Gaines, LOU	1999-03	125	1945
Rodney Carney, MEM	2003-06	133	1901
B.B. Waldon, USF	1999-02	118	1869
Corey Santee, TCU	2003-05	123	1832
DeMarco Johnson, CHA	1996-98	91	1763
Jobey Thomas, CHA	1999-02	130	1737
Jeremy Wise, USM	2007-09	96	1691
Travis Diener, MQT	2002-05	120	1691
Brian Wardle, MQT	1998-01	117	1690
Randy Culpepper, UTEP	2008-	103	1664

Scoring Average

Player, School	Yrs.	G	Pts	Avg
Morris Almond, RICE	2006-07	60	1456	24.3
Aubrey Coleman, HOU	2009-10	67	1516	22.6
Robert McKiver, HOU	2007-08	67	1435	21.4
Dajuan Wagner, MEM	2001-02	36	762	21.2
Larry Hughes, SLU	1998	32	670	20.9
Danny Fortson, CIN	1996-98	66	1367	20.7
Carlos Williams, UAB	1996-98	62	1236	19.9
Dwyane Wade, MQT	2001-03	65	1281	19.7
Stefon Jackson, UTEP	2006-09	125	2456	19.6
Robert Vaden, UAB	2008-09	67	1295	19.3
Chucky Atkins, USF	1996	28	541	19.3
DeMarco Johnson, CHA	1996-98	91	1763	19.3

Rebounds

Player, School	Yrs.	G	Reb
Joey Dorsey, MEM	2005-08	149	1209
Kelly Wise, MEM	1998-02	124	1075
Ellis Myles, LOU	2000-05	124	998
Jerome Jordan, TLS	2007-10	133	983
Robert Dozier, MEM	2006-09	148	961
B.B. Waldon, USF	1998-02	118	928
Jason Maxiell, CIN	2002-05	129	908
Kenyon Martin, CIN	1997-00	116	869
Andre Brown, DPU	2000-04	107	855
Lawrence Kinnard, UAB	2006-09	125	806

Rebounding Average

Player, School	Yrs.	G	Reb	Avg
Lorenzen Wright, MEM	1996	30	313	10.43
Louis Truscott, HOU	2001-03	60	612	10.20
Quentin Richardson, DPU	1998-00	64	652	10.19
Charles Gaines, USM	2002-04	57	568	9.96
Jamal Brown, TCU	2001-03	57	502	9.81
James Harper, USF	1996-97	54	521	9.65
Chris Massie, MEM	2001-03	59	564	9.56
Elijah Millsap, UAB	2010	34	324	9.53
Danny Fortson, CIN	1996-97	66	615	9.32
Carlos Williams, UAB	1996-97	62	571	9.21
Arsalan Kazemi, RICE	2010-	30	272	9.07

Field Goals Made

Player, School	Yrs.	G	FG
Stefon Jackson, UTEP	2006-09	125	810
B.B. Waldon, USF	1998-02	122	776
Altron Jackson, USF	1998-01	118	741
Jermaine Taylor, UCF	2006-09	122	710
Rodney Carney, MEM	2003-06	133	659
Corey Santee, TCU	2002-05	123	658
Ben Uzoh, TLS	2007-10	141	657
Steve Logan, CIN	1999-02	135	641
DeMarco Johnson, CHA	1996-98	91	640
Reece Gaines, LOU	1999-03	125	632

Field Goal Attempts

Player, School	Yrs.	G	FGA
Stefon Jackson, UTEP	2006-09	125	1807
Altron Jackson, USF	1998-02	122	1644
Rodney Carney, MEM	2003-06	133	1587
Corey Santee, TCU	2002-05	123	1583
Jermaine Taylor, UCF	2006-09	122	1524
Steve Logan, CIN	1999-02	135	1475
Ben Uzoh, TLS	2007-10	141	1448
Brian Wardle, MQT	1998-01	117	1430
B.B. Waldon, USF	1998-01	118	1413
Reece Gaines, LOU	1999-03	125	1399

Field Goal Percentage (min. 4 made per game)

Player, School	Yrs.	G	FG-FGA	Pct
Samaki Walker, LOU	1996	21	124-207	.599
Kenyon Martin, CIN	1997-00	116	513-875	.586
Chris Massie, MEM	2001-03	59	287-493	.582
Danny Fortson, CIN	1996-97	66	465-805	.578
Quincy Davis, TLN	2003-06	105	432-749	.577
Jerome Jordan, TLS	2007-10	133	547-964	.567
Rayshard Allen, TLN	1996-97	53	279-501	.557
Robert Jackson, MQT	2003	33	191-343	.557
Galen Robinson, HOU	1996-97	56	346-631	.548
Omar Sneed, MEM	1997-99	57	405-739	.548

Three-Point Field Goals Made

Player, School	Yrs.	G	3-PTFG
Jobey Thomas, CHA	1999-02	130	346
Demon Brown, CHA	2000-04	120	341
Rodney Carney, MEM	2003-06	133	287
Travis Diener, MQT	2002-05	120	284
Field Williams, CIN	2000-04	126	262
Robert McKiver, HOU	2007-08	67	261
Steve Logan, CIN	1999-02	135	258
Robert Vaden, UAB	2008-09	67	254
Taquan Dean, LOU	2003-05	97	254
Randy Culpepper, UTEP	2008-	103	252
Reggie Kohn, USF	2000-03	123	252

Three-Point Field Goals Attempted

Player, School	Yrs.	G	3-pt FGA
Demon Brown, CHA	2000-04	120	960
Jobey Thomas, CHA	1999-02	130	884
Rodney Carney, MEM	2003-06	133	792
Randy Culpepper, UTEP	2008-	103	719
Robert McKiver, HOU	2007-08	67	719
Corey Santee, TCU	2002-05	123	700
Travis Diener, MQT	2002-05	120	687
Steve Logan, CIN	1999-02	135	682
Robert Vaden, UAB	2008-09	67	679
Mo Finley, UAB	1999-04	121	679

Three-Point Field Goal Percentage (MIN. 1.5 MADE PER GAME)

Player, School	Yrs.	G	3FG-3FGA	Pct
Aaron Hutchins, MQT	1996-98	89	195-420	.466
Steve Novak, MQT	2003-05	95	233-509	.458
Morris Almond, RICE	2006-07	60	125-277	.451
Detric Golden, MEM	1997-98	29	47-107	.439
Isaac Sosa, UCF	2009-	63	130-297	.438
Roburt Sallie, MEM	2009-10	70	119-272	.438
Peter Patton, DPU	1995-96	29	60-142	.423
Travis Diener, MQT	2002-05	120	284-689	.413
Drake Diener, DPU	2002-05	120	216-526	.411
Taquan Dean, LOU	2003-05	97	254-621	.409

Free Throws Made

Player, School	Yrs.	G	FT
Stefon Jackson, UTEP	2006-09	125	726
Jeremy Wise, USM	2007-09	96	511
Ben Uzoh, TLS	2007-10	141	464
Reece Gaines, LOU	1999-03	125	456
DeMarco Johnson, CHA	1996-98	91	449
Steve Logan, CIN	1999-02	135	445
Jason Maxiell, CIN	2002-05	129	440
Danny Fortson, CIN	1995-97	66	437
Paul Delaney III, UAB	2005-09	127	421
Jerome Jordan, TLS	2007-10	133	414

Free Throws Attempted

Player, School	Yrs	G	FTA
Stefon Jackson, UTEP	2006-09	125	945
Jason Maxiell, CIN	2002-05	129	674
Ellis Myles, LOU	2001-05	124	662
Jeremy Wise, USM	2006-09	96	611
Reece Gaines, LOU	1999-03	125	608
DeMarco Johnson, CHA	1996-98	91	597
Jerome Jordan, TLS	2007-10	133	595
Ben Uzoh, TLS	2007-10	141	593
B.B. Waldon, USF	1998-02	118	586
Ledaryl Billinglsey, TLN	1998-01	115	582
Sai'Quon Stone, USM	2007-	106	578

Free Throw Percentage (min. 1.5 made per game)

Player, School	Yrs.	G	FT-FTA	Pct
Marcus Shropshire, TCU	2004-05	64	114-124	.919
Steve Novak, MQT	2003-05	95	169-185	.914
Roderick Howard, CHA	1996-97	60	155-173	.896
Junior Blount, TCU	2001-03	59	228-261	.874
Drake Diener, DPU	2002-05	120	192-220	.873
Steve Logan, CIN	1999-02	135	445-517	.861
Jobey Thomas, CHA	1999-02	130	263-308	.854
Dylan Osean, TLN	1997-00	113	195-229	.851
Francisco Garcia, LOU	2003-05	98	309-364	.849
Neil Reed, USM	1999	28	131-155	.845

Blocked Shots

Player, School	Yrs.	G	Blk
Jerome Jordan, TLS	2007-10	133	333
Moussa Badiane, ECU	2002-05	105	314
Kenyon Martin, CIN	1997-2000	116	292
Joey Dorsey, MEM	2005-08	149	264
Gerrick Morris, USF	2000-04	114	263
Jason Maxiell, CIN	2002-05	129	252
Bamba Fall, SMU	2006-09	103	245
Robert Dozier, MEM	2006-09	148	228
Kelly Wise, MEM	1999-02	124	226
Hassan Whiteside, MAR	2010	34	182

Blocks Average

Player, School	Yrs.	G	Blk	Avg
Hassan Whiteside, MAR	2010	34	182	5.35
Moussa Badiane, ECU	2002-05	105	314	2.99
Anwar Ferguson, HOU	2002-04	55	160	2.91
Kenyon Martin, CIN	1997-00	116	292	2.51
Jerome Jordan, TLS	2007-10	133	333	2.50
Bamba Fall, SMU	2006-09	103	245	2.38
Faisal Abraham, MQT	1996-98	61	142	2.33
Gerrick Morris, USF	2000-04	114	263	2.31
Carlos Booker, USM	1999-00	57	131	2.29
Kelly Wise, MEM	2000	56	119	2.13

Assists

Player, School	Yrs.	G	Ast
Reggie Kohn, USF	1999-03	123	632
Travis Diener, MQT	2002-05	120	617
Corey Santee, TCU	2002-05	123	575
Antonio Anderson, MEM	2006-09	150	538
Julyan Stone, UTEP	2008-	103	530
Lanny Smith, HOU	2004-08	122	502
Aaron Hutchins, MQT	1996-98	89	491
Antonio Burks, MEM	2001-04	91	487
CarlIdell Johnson, UAB	2003-06	96	482
Brock Young, ECU	2008-	91	479

Assist Average

Player, School	Yrs.	G	Ast	Avg
Sean Colson, CHA	1996-98	60	427	7.12
Darrell Jenkins, ECU	2007-08	60	347	5.78
Keith LeGree, CIN	1996	33	189	5.73
Lorenzo Williams, RICE	2006-07	57	316	5.54
Aaron Hutchins, MQT	1995-98	89	491	5.52
Antonio Burks, MEM	2001-04	91	487	5.35
Brock Young, ECU	2008-	91	479	5.26
Kenny Satterfield, CIN	1999-01	68	355	5.22
Julyan Stone, UTEP	2008-	103	530	5.15
Reggie Kohn, USF	1999-03	123	632	5.14
Travis Diener, MQT	2002-05	120	617	5.14

Steals

Player, School	Yrs.	G	Stl
Eddie Basden, CHA	2002-05	118	264
Cedric Smith, USF	1998-01	119	231
CarlIdell Johnson, UAB	2003-06	96	224
B.B. Waldon, USF	1999-02	132	215
Antonio Anderson, MEM	2006-09	150	213
Paul Delaney III, UAB	2005-09	127	205
Rashon Burno, DPU	1999-02	120	201
Waitari Marsh, TLN	1998-03	117	194
Reggie Kohn, USF	1999-03	123	193
Reece Gaines, LOU	1999-03	125	191

Steals Average

Player, School	Yrs.	G	Stl	Avg
Oliver Lafayette, HOU	2006-07	64	183	2.86
Eric Bush, UAB	2001-03	64	169	2.64
Willie Coleman, DPU	1998-99	58	152	2.62
Chris Garner, MEM	1996-97	61	157	2.57
Jermaine Watts, DPU	1996-98	47	120	2.55
Aubrey Coleman, HOU	2008-10	67	168	2.51
Alvin Sims, LOU	1996-97	69	169	2.45
Bryan Hopkins, SMU	2006	22	52	2.36
Brian Latham, HOU	2004-06	63	148	2.35
CarlIdell Johnson, UAB	2003-06	96	224	2.33

Returning Players listed in **Bold**.

C-USA CHAMPIONSHIP RECORDS

INDIVIDUAL SINGLE-GAME RECORDS

POINTS

38	Stefon Jackson, UTEP vs. Houston	3-12-09
37	Larry Hughes, SLU vs. UAB	3-5-98
34	Eric Holmes, UAB vs. Charlotte	3-8-00
32	Curtis Withers, CHA vs. Memphis	3-10-05
	Steve Logan, CIN vs. Memphis	3-9-01
31	Morris Almond, RICE vs. UTEP	3-7-07
	Travis Diener, MRQ, vs. TCU	3-10-04
	Junior Blount, TCU vs. Louisville	3-6-02
30	Morris Almond, RICE vs. UCF	3-8-07
	Reece Gaines, LOU, vs. TCU	3-6-02
	DeMarco Johnson, CHA, vs. Southern Miss	3-6-98
	Jerald Honeycutt, TLN, vs. UAB	3-6-97
	Danny Fortson, CIN, vs. Marquette	3-7-97
29	Aubrey Coleman, HOU vs. East Carolina	3-10-10
	John Grice, MEM, vs. Louisville	3-14-03
	Reece Gaines, LOU vs. Marquette	3-7-02
	Aaron Hutchins, MRQ, vs. Cincinnati	3-9-96

FIELD GOALS

13	Larry Hughes, SLU, vs. UAB	3-5-98
	Pete Miceal, CIN, vs. USF	3-4-99
12	Stefon Jackson, UTEP vs. Houston	3-12-09
	Morris Almond, RICE vs. SMU	3-8-06
	Eric Holmes, UAB, vs. Charlotte	3-8-00
	DeMarco Johnson, CHA, vs. Southern Miss	3-6-98
11	Kelvin Lewis, HOU vs. UTEP	3-13-10
	Courtney Beasley, USM vs. UAB	3-12-09
	Curtis Withers, CHA vs. Memphis	3-10-05
	Travis Diener, MRQ, vs. TCU	3-10-04
	Luke Whitehead, LOU, vs. Marquette	3-7-02
	Reece Gaines, LOU, vs. TCU	3-6-02
	Cedric Henderson, MEM, vs. DePaul	3-7-96
10	15 tied, most recent:	
	Gary Flowers, USM vs. Houston	3-12-10

FIELD GOAL ATTEMPTS

26	Stefon Jackson, UTEP vs. Houston	3-12-09
25	Larry Hughes, SLU vs. UAB	3-5-98
24	Gary Flowers, USM vs. Houston	3-12-10
	Jermaine Taylor, UCF vs. Southern Miss	3-13-08
	Morris Finley, UAB vs. Louisville	3-15-03
	Eric Holmes, UAB vs. Charlotte	3-8-00
	Carlos Williams, UAB vs. Tulane	3-6-97
23	Jerald Honeycutt, TLN vs. UAB	3-6-97
22	Robert Vaden, UAB vs. Tulsa	3-13-08
	Corey Santee, TCU vs. DePaul	3-11-04
	Carlos Williams, UAB vs. USF	3-6-96
	Carlos Williams, UAB vs. Charlotte	3-7-97
	B.B. Waldon, USF vs. Memphis	3-8-00
	Brian Wardle, MRQ vs. Memphis	3-8-01

FIELD GOAL PERCENTAGE

1.000	(8-8) Brandon Brown, TLN, vs. Marquette	3-8-01
.909	(10-11) Anthony Drejaj, SLU, vs. Southern Miss	3-13-03
.889	(8-9) Rodney Carney, MEM vs. Saint Louis	3-9-05
	(8-9) Bryant Northern, LOU vs. TCU	3-6-02
	(13-15) Pete Miceal, CIN, vs. USF	3-4-99
.867	(9-11) Anthony Pieper, MRQ, vs. Memphis	3-8-96
.818	(8-10) Arnett Moultrie, UTEP vs. Tulsa	3-12-10
.800	(8-10) Oliver Lafayette, HOU at Memphis	3-10-07
	(8-10) DeJuan Wheat, LOU, vs. Charlotte	3-6-97
	(7-9) Paul McPherson, DPU, vs. Memphis	3-8-00
	(7-9) Ruben Patterson, CIN, vs. UAB	3-6-98
	(7-9) Alvin Sims, LOU, vs. Tulane	3-7-96

3-POINT FIELD GOALS

8	Diego Guevara, CHA, vs. UAB	3-8-00
7	Randy Culpepper, UTEP vs. SMU	3-12-08
	Brendan Plavich, CHA, vs. UAB	3-11-04
	Travis Diener, MRQ, vs. TCU	3-10-04
	Reggie Kohn, USF, vs. DePaul	3-12-03
	Diego Guevara, CHA vs. USF	3-8-01
6	Kelvin Lewis, HOU vs. UTEP	3-13-10
	Ray Reese, TLS vs. Rice	3-12-09
	Robert Vaden, UAB vs. Southern Miss	3-12-09
	Jermaine Taylor, UCF vs. Southern Miss	3-13-08
	Jobey Thomas, CHA, vs. Tulane	3-7-02
	Bryant Northern, LOU, vs. TCU	3-6-02
	Eric Holmes, UAB, vs. Charlotte	3-8-00
	Jerald Honeycutt, TLN, vs. UAB	3-6-97

3-POINT FIELD GOAL ATTEMPTS

15	Jermaine Taylor, UCF vs. Southern Miss	3-13-08
14	Diego Guevara, CHA, vs. USF	3-8-01
13	Randy Culpepper, UTEP vs. SMU	3-12-08
	Corey Santee, TCU vs. Marquette	3-9-05
	Eric Holmes, UAB, vs. Charlotte	3-8-00
12	Justin Hurtt, TLS vs. UTEP	3-12-10
	Oliver Lafayette, HOU vs. UCF	3-9-06
	Morris Finley, UAB, vs. Louisville	3-15-03
	Joe Tulley, DPU vs. USF	3-7-01
	Jerald Honeycutt, TLN, vs. UAB	3-6-97
11	13 players tied, most recent:	
	Robert Vaden, UAB vs. Southern Miss	3-12-09

3-POINT FIELD GOAL PERCENTAGE

(MINIMUM 5 ATT.)		
.857	(6-7) Bryant Northern, LOU vs. TCU	3-6-02
.833	(5-6) Anthony Drejaj, SLU, vs. Southern Miss	3-13-03
	(5-6) Quentin Richardson, DPU, vs. Tulane	3-3-99
.800	(4-5) Darnell Burton, CIN, vs. Louisville	3-8-96
.800	(4-5) Anthony Pieper, MRQ, vs. Memphis	3-8-96
.750	(6-8) Ray Reese, TLS vs. Rice	3-12-09
.727	(8-11) Diego Guevara, CHA, vs. UAB	3-8-00
.714	(5-7) Doneal Mack, MEM vs. Marshall	3-8-07
	(5-7) Darius Washington, MEM vs. Tulane	3-9-06
	(5-7) Travis Diener, MRQ, vs. UAB	3-13-03
	(5-7) Marcus Oliver, HOU vs. Memphis	3-7-02
	(5-7) Justin Love, SLU, vs. Tulane	3-9-00
.700	(7-10) Reggie Kohn, USF, vs. DePaul	3-12-03

FREE THROWS

14	Junior Blount, TCU vs. Louisville	3-6-02
	Danny Fortson, CIN, vs. Marquette	3-7-97
13	Patrick Britton, RICE vs. Southern Miss	3-12-08
12	Stefon Jackson, UTEP vs. Houston	3-12-09
	Jeremy Hunt, MEM, vs. Louisville	3-14-03
	Steve Logan, CIN vs. Memphis	3-9-01
	B.J. Flynn, LOU, vs. USF	3-5-97
11	LeAndrew Bass, UAB vs. Cincinnati	3-8-01
	Bobby Brannen, CIN, vs. UAB	3-6-98
	Jeff Harris, SLU, vs. Cincinnati	3-7-96
10	Nine tied, most recent:	
	Aubrey Coleman, HOU vs. Southern Miss	3-12-10

FREE THROW ATTEMPTS

19	Jeremy Hunt, MEM, vs. Louisville	3-14-03
16	Stefon Jackson, UTEP vs. Houston	3-12-09
	Patrick Britton, RICE vs. Southern Miss	3-12-08
	Junior Blount, TCU, vs. Louisville	3-6-02
15	Chonsey Asbury, USF, vs. Louisville	3-4-98
	Danny Fortson, CIN, vs. Marquette	3-7-97
	Keith LeGree, CIN, vs. Louisville	3-8-96
	LeAndrew Bass, UAB vs. Cincinnati	3-8-01
	Maurice Jeffers, SLU vs. Southern Miss	3-8-01

FREE THROW PERCENTAGE (MINIMUM 10 ATT.)

1.000	(12-12) B.J. Flynn, LOU, vs. USF	3-5-97
	(10-10) Oliver Lafayette, HOU vs. Memphis	3-10-06
	(10-10) Morris Finley, UAB, vs. Marquette	3-13-03
	(10-10) Brandon Spann, TLN, vs. Saint Louis	3-6-02
	(10-10) DeMarco Johnson, CHA, vs. Louisville	3-6-97
	(10-10) Samaki Walker, LOU, vs. Cincinnati	3-8-96
.933	(14-15) Danny Fortson, CIN, vs. Marquette	3-7-97
.923	(12-13) Steve Logan, CIN vs. Memphis	3-9-01

OFFENSIVE REBOUNDS

10	Devon Pearson, SMU vs. UAB	3-9-06
	Danny Fortson, CIN, vs. Marquette	3-9-96
9	Arnett Moultrie, UTEP vs. Houston	3-12-09
8	Corey Dorsey, MEM vs. Marshall	3-8-07
	Joey Rouse, ECU vs. UCF	3-8-06
7	David Gomez, TLN vs. Marshall	3-8-06
	Eric Hicks, CIN, vs. DePaul	3-13-04
	Quentin Richardson, DPU, vs. UAB	3-4-99
	Ryan Luechtefeld, SLU vs. Tulane	3-4-98

DEFENSIVE REBOUNDS

15	Amal McCaskill, MAR, vs. Memphis	3-8-96
11	Robert Dozier, MEM vs. Tulsa	3-14-09
	Jerome Jordan, TLS vs. UAB	3-13-08
	James Harper, USF, vs. Marquette	3-7-96
	Lavell Payne, UCF vs. Rice	3-8-07
	Charles Gaines, USM vs. Saint Louis	3-10-04
	Donzel Rush, USF vs. UAB	3-6-96

TOTAL REBOUNDS

17	Arnett Moultrie, UTEP vs. Houston	3-12-09
	Jerome Jordan, TLS vs. UAB	3-13-08
	Devon Pearson, SMU vs. UAB	3-9-06
16	Marcus Jackson, MRQ vs. TCU	3-9-05
	Amal McCaskill, MAR vs. Memphis	3-8-96
15	Jerome Jordan, TLS vs. UTEP	3-12-10
	Eddie Basden, CHA vs. UAB	3-11-04
14	16 players tied, most recent:	
	Gary Flowers, USM vs. Tulane	3-10-10

ASSISTS

11	Carldehl Johnson, UAB, vs. DePaul	3-12-04
	Mingo Johnson, MEM, vs. DePaul	3-7-96
	Aaron Hutchins, MAR, vs. USF	3-6-96
10	Sammy Mejia, DPU vs. Tulane	3-9-05
	Ellis Myles, LOU vs. TCU	3-10-05
	Sammy Mejia, DPU, vs. TCU	3-11-04
	Antonio Burks, MEM, vs. Saint Louis	3-11-04
	Reece Gaines, LOU vs. TCU	3-6-02
	Michael Horton, CIN, vs. UAB	3-6-98
9	Jon Killen, SMU vs. UTEP	3-12-08
	Rashon Burno, DPU, vs. Tulane	3-3-99
	Rod Agee, USM, vs. Memphis	3-5-98
	Chris Garner, MEM, vs. DePaul	3-7-96
	LeAndrew Bass, UAB vs. Cincinnati	3-8-01

TURNOVERS

10	Jeremy Wise, USM vs. Houston	3-8-07
	Dwayne Wade, MAR, vs. UAB	3-13-03
9	Jimmie Hunter, MEM, vs. USF	3-3-99
8	Derrick Roberts, SMU vs. Rice	3-8-06
	Waitari Marsh, TLN, vs. Louisville	3-13-03
	Gee Gervin, HOU, vs. Charlotte	3-3-99
	Jermaine Watts, DPU, vs. Memphis	3-7-96
7	13 tied	

BLOCKS

8	Jerome Jordan, TLS vs. East Carolina	3-12-08
	Kenyon Martin, CIN, vs. Louisville	3-5-98
6	Hassan Whiteside, MAR vs. Tulsa	3-11-10
	Solomon Jones, USF vs. Houston	3-9-05
	Eric Hicks, CIN, vs. Southern Miss	3-12-03
	Lawrence Nelson, TLN, vs. Saint Louis	3-4-98
5	Jerome Jordan, TLS at Memphis	3-14-09
	Jerome Jordan, TLS vs. UAB	3-13-09
	Marcus Cousin, HOU vs. UTEP	3-12-09
	Jerome Jordan, TLS vs. UAB	3-13-08
	KenKay Jones, CHA vs. Cincinnati	3-10-01

STEALS

7	Jeremy Hunt, MEM vs. USF	3-11-05
6	Eric Bush, UAB, vs. Marquette	3-13-03
	Rashon Burno, DPU, vs. Tulane	3-3-99
5	Paul Delaney III, UAB vs. Tulsa	3-13-09
	Marvin Kilgore, UTEP vs. Tulsa	3-14-08
	Oliver Lafayette, HOU vs. Memphis	3-10-06
	Morris Almond, RICE vs. SMU	3-8-06
	Demario Eddins, UAB vs. DePaul	3-12-04
	Eddie Basden, CHA vs. Tulane	3-10-04
	Demario Eddins, UAB vs. Marquette	3-13-03
	Chris Heinrich, SLU vs. Southern Miss	3-9-00
	Altron Jackson, USF vs. Southern Miss	3-8-00
	Dylan Osean, TLN vs. Houston	3-8-00
	Gee Gervin, HOU vs. Charlotte	3-3-99
	Cordell Henry, MAR vs. Saint Louis	3-3-99
	Shaddrick Jenkins, USF vs. Memphis	3-3-99
	Thomas Cooper, DPU vs. Marquette	3-5-97
	Marcus West, MAR vs. Cincinnati	3-5-97
	Chris Garner, MEM vs. DePaul	3-7-96
4	24 tied	

CONFERENCE USA CHAMPIONSHIP TEAM SINGLE-GAME RECORDS

MOST POINTS - ONE TEAM

110	Louisville, vs. TCU (86)	3-6-02
100	Cincinnati, vs. UAB (85)	3-6-98
98	Louisville, vs. Tulane (72)	3-7-96
95	DePaul, vs. Tulane (59)	3-3-99
93	Houston, vs. East Carolina (80)	3-10-10
92	Memphis, vs. Marshall (71)	3-8-07
	Memphis, vs. DePaul (69)	3-7-96
	Cincinnati, vs. Louisville (81)	3-8-96

MOST POINTS - BOTH TEAMS

196	Louisville (110) vs. TCU (86)	3-6-02
185	Cincinnati (100) vs. UAB (85)	3-6-98
177	Louisville (98) vs. Tulane (79)	3-7-96
174	Houston (89) vs. UTEP (85)	3-12-09
173	Houston (93) vs. East Carolina (80)	3-10-10
	Cincinnati (92) vs. Louisville (81)	3-8-96
170	Marquette (91) vs. Cincinnati (79)	3-7-97
169	USF (88) vs. Memphis (81)	3-3-99
	Cincinnati (85) vs. Marquette (84)	3-9-96

FIELD GOALS

38	Louisville, vs. TCU	3-6-02
35	DePaul, vs. TCU	3-11-04
	USF, vs. Memphis	3-3-99
	Memphis, vs. DePaul	3-7-96
33	Houston, vs. SMU	3-11-09
32	Memphis, vs. Marshall	3-8-07
	DePaul, vs. Tulane	3-3-99
	Southern Miss, vs. Memphis	3-5-98
	Louisville, vs. Tulane	3-7-96

FIELD GOAL ATTEMPTS

80	UTEP, vs. Houston	3-11-09
75	Houston vs. SMU	3-11-09
	TCU, vs. Louisville	3-6-02
74	Louisville, vs. TCU	3-6-02
73	UAB, vs. Louisville	3-15-03
72	USF, vs. Memphis	3-3-99
71	Marquette, vs. Cincinnati	3-9-96
	UAB, vs. USF	3-6-96
70	Houston, vs. UTEP	3-12-09
	Cincinnati vs. USF	3-10-05
	Louisville vs. UAB	3-7-01

FIELD GOAL PERCENTAGE

.604	(32-53)	Louisville, vs. Tulane	3-7-96
.600	(27-45)	Cincinnati, vs. Louisville	3-8-96
.581	(25-43)	Saint Louis, vs. Southern Miss	3-13-03
.579	(22-38)	UAB vs. UTEP	3-10-06
.574	(31-54)	Marquette, vs. Houston	3-8-02
.566	(30-53)	Memphis, vs. Tulsa	3-15-08
.561	(32-57)	Southern Miss, vs. Memphis	3-5-98
.560	(28-50)	UTEP, vs. UCF	3-11-10
.556	(25-45)	Houston vs. Memphis	3-7-02
.551	(27-49)	Memphis vs. USF	3-11-05

3-POINT FIELD GOALS

15	Louisville vs. Memphis	3-12-05
	Louisville vs. TCU	3-6-02
13	Houston, vs. East Carolina	3-10-10
	Charlotte vs. USF	3-8-01
	Charlotte vs. UAB	3-8-00
	Marquette vs. Cincinnati	3-7-97
12	Houston, vs. UTEP	3-13-10
	UTEP vs. SMU	3-12-08
	DePaul vs. Tulane	3-3-99
	Tulane vs. UAB	3-6-97

3-POINT FIELD GOAL ATTEMPTS

38	Charlotte vs. USF	3-8-01
34	Houston vs. USF	3-9-05
33	Houston vs. Memphis	3-10-06
32	TCU vs. Marquette	3-9-05
	Louisville at UAB	3-7-01
31	Charlotte, vs. UAB	3-8-00
	DePaul, vs. UAB	3-4-99
30	Houston, vs. UTEP	3-13-08
	Louisville, vs. TCU	3-6-02

3-POINT FIELD GOAL PERCENTAGE

(MIN. 5 MADE)			
.714	(5-7)	Houston vs. Marquette	3-10-00
	(10-14)	Houston vs. Memphis	3-7-02
.667	(8-12)	Tulane vs. East Carolina	3-11-09
.652	(15-23)	Louisville vs. Memphis	3-12-05
.650	(13-20)	Marquette, vs. Cincinnati	3-7-97
.636	(7-11)	Saint Louis vs. Southern Miss	3-13-03
.600	(6-10)	DePaul, vs. Charlotte	3-6-96
	(6-10)	Cincinnati vs. Marquette	3-9-02

FREE THROWS

38	Cincinnati, vs. UAB	3-6-98
33	Cincinnati, vs. Louisville	3-8-96
31	Louisville, vs. Tulane	3-7-96
30	Memphis, vs. Louisville	3-14-03
	Cincinnati vs. Memphis	3-9-01
29	Louisville, vs. UAB	3-15-03
	Charlotte, vs. Southern Miss	3-4-99
28	Louisville, vs. USF	3-5-97
	Marquette, vs. Cincinnati	3-7-97

FREE THROW ATTEMPTS

55	Cincinnati, vs. UAB	3-6-98
45	Cincinnati, vs. Louisville	3-8-96
44	Louisville, vs. Memphis	3-14-03
42	Memphis, vs. Louisville	3-14-03
39	Houston, vs. UTEP	3-12-09
	Cincinnati, vs. Marquette	3-7-97

FREE THROW PERCENTAGE

(MIN. 15 FT MADE)			
.966	(28-29)	Louisville, vs. USF	3-5-97
.950	(19-20)	Houston, vs. Memphis	3-10-06
.947	(18-19)	Marquette, vs. UAB	3-13-03
.938	(15-16)	Louisville, vs. East Carolina	3-10-04
.923	(24-26)	Southern Miss vs. Memphis	3-14-08
.882	(15-17)	DePaul, vs. UAB	3-4-99
	(15-17)	Marquette, vs. Houston	3-8-02
.880	(22-25)	UAB, vs. Marquette	3-13-03

OFFENSIVE REBOUNDS

24	USF, vs. Louisville	3-4-98
23	UTEP, vs. Houston	3-12-09
22	Saint Louis, vs. Tulane	3-4-98
	Cincinnati, vs. Saint Louis	3-6-97
	Cincinnati, vs. Marquette	3-9-96
21	DePaul, vs. UAB	3-4-99
	Cincinnati, vs. Marquette	3-8-97

DEFENSIVE REBOUNDS

36	Marquette vs. DePaul	3-5-97
35	Cincinnati vs. Saint Louis	3-12-04
	Louisville vs. Tulane	3-7-96
34	Houston vs. UTEP	3-12-09
	Tulsa vs. East Carolina	3-7-07
33	Tulsa vs. East Carolina	3-12-08
	Memphis vs. Houston	3-10-06
32	Memphis vs. Houston	3-13-09
	Marquette vs. Memphis	3-8-96
	USF vs. UAB	3-6-96

TOTAL REBOUNDS

54	UTEP vs. Houston	3-12-09
50	Southern Miss vs. Tulane	3-10-10
	Charlotte, vs. Tulane	3-10-04
	Marquette, vs. DePaul	3-5-97
	Cincinnati, vs. Marquette	3-9-96
49	Houston vs. UTEP	3-12-09
48	Memphis vs. Houston	3-13-09
	TCU vs. Louisville	3-6-02
	Saint Louis, vs. Tulane	3-4-98
47	Louisville, vs. UAB	3-15-03
	Marquette, vs. DePaul	3-4-98

ASSISTS

24	DePaul vs. Tulane	3-3-99
	Louisville vs. Tulane	3-7-96
	Memphis vs. DePaul	3-7-96
23	UCF vs. SMU	3-10-10
22	Memphis vs. Marshall	3-8-07
21	Louisville vs. TCU	3-10-05
20	UAB vs. SMU	3-9-06
	UAB vs. Charlotte	3-11-04
	Louisville vs. TCU	3-6-02
	USF vs. Memphis	3-3-99
	Marquette, vs. Cincinnati	3-7-97
19	Memphis vs. Tulsa	3-15-08
	Memphis vs. Louisville	3-12-05
	USF vs. DePaul	3-12-03
	Southern Miss vs. Memphis	3-5-98

MOST TURNOVERS

30	Marquette vs. UAB	3-13-03
28	Memphis vs. USF	3-3-99
27	Tulane vs. Memphis	3-9-06
26	SMU vs. UAB	3-9-06
25	Tulane vs. Louisville	3-13-03

FEWEST TURNOVERS

4	Charlotte vs. Cincinnati	3-10-01
5	DePaul, vs. Cincinnati	3-13-04
	UAB vs. Cincinnati	3-8-01
	Marquette, vs. Cincinnati	3-9-96
6	Southern Miss, vs. Rice	3-12-08
	UTEP, vs. Houston	3-13-08
	UAB, vs. DePaul	3-12-04
	DePaul, vs. USF	3-12-03
	Louisville, vs. Tulane	3-13-03
	Tulane, vs. Louisville	3-7-96
7	Memphis, vs. Tulsa	3-15-08
	Saint Louis, vs. DePaul	3-11-00
	Southern Miss, vs. Charlotte	3-4-99

BLOCKS

10	Memphis vs. Tulsa	3-14-09
	Houston vs. UTEP	3-12-09
	Cincinnati vs. Louisville	3-5-98
9	UCF vs. ECU	3-8-06
	Cincinnati vs. Southern Miss	3-12-03
8	Memphis vs. Houston	3-10-06
	Tulane vs. Marshall	3-8-06
	USF vs. UAB	3-6-02
	Tulane vs. Saint Louis	3-4-98
	Marquette vs. Memphis	3-6-97
7	12 tied	

STEALS

20	UAB, vs. Marquette	3-13-03
18	DePaul, vs. Tulane	3-3-99
	USF, vs. Memphis	3-3-99
17	TCU vs. Marquette	3-9-05
16	Memphis, vs. DePaul	3-7-96
14	Louisville, vs. Tulane	3-13-03
13	UTEP vs. Tulsa	3-12-10
	Memphis vs. Tulane	3-9-06
	UAB, vs. DePaul	3-12-04
	Tulane, vs. Saint Louis	3-9-00
	USF vs. Memphis	3-8-00

SINGLE-GAME LOWS

FEWEST POINTS - ONE TEAM

39	Tulsa, at Memphis (64)	3-14-09
41	Tulane, at Memphis (51)	3-12-09
43	Saint Louis, vs. Cincinnati (71)	3-6-97
44	UAB, vs. Southern Miss (58)	3-11-10
	Southern Miss, vs. Saint Louis (61)	3-6-96
45	Memphis, vs. Marquette (63)	3-6-97
46	Saint Louis, vs. Cincinnati (66)	3-12-04
	Southern Miss, vs. Saint Louis (52)	3-10-04
	Tulane vs. Saint Louis (64)	3-10-00

FEWEST POINTS - BOTH TEAMS

92	Memphis (51) vs. Tulane (41)	3-12-09
95	Tulane (48) vs. Marshall (47)	3-12-08
97	Tulane (50) vs. Saint Louis (47)	3-6-02
98	Saint Louis (52) vs. Southern Miss (46)	3-10-04
102	Southern Miss (58) vs. UAB (44)	3-11-10
	Marquette (52) vs. DePaul (50)	3-4-98
103	Memphis (64) vs. Tulsa (39)	3-14-09
	Memphis (57) vs. UAB (46)	3-11-06
104	Southern Miss (57) vs. UAB (44)	3-11-10
	Rice (53) vs. UCF (51)	3-8-07

FIELD GOALS

13	UAB, vs. Southern Miss	3-11-10
	Saint Louis, vs. Tulane	3-6-02
14	Tulane at Memphis	3-12-09
	Southern Miss, at Memphis	3-14-08
	Houston, at Memphis	3-10-06
	Saint Louis, vs. Cincinnati	3-12-04
15	Tulsa at Memphis	3-14-09
	SMU, vs. UTEP	3-12-08
	Rice, vs. Southern Miss	3-13-08
	East Carolina vs. UCF	3-8-06
	Saint Louis, vs. Cincinnati	3-6-97

FIELD GOAL ATTEMPTS

37	UCF vs. SMU	3-10-10
38	UAB vs. UTEP	3-10-06
39	UAB vs. Southern Miss	3-11-10
40	Southern Miss, vs. UCF	3-13-08
42	Southern Miss, vs. Memphis	3-14-08
	Louisville, vs. Charlotte	3-9-00
	Saint Louis, vs. Tulane	3-9-00
	Southern Miss, vs. Charlotte	3-6-98
43	Memphis vs. Houston	3-10-07
	Tulsa vs. Southern Miss	3-8-06
	Saint Louis, vs. Southern Miss	3-10-04
	Saint Louis, vs. Southern Miss	3-13-03
	Marquette, vs. Charlotte	3-8-97
	USF, vs. Marquette	3-7-96

FIELD GOAL PERCENTAGE

.206	(13-63) Tulane vs. Saint Louis	3-6-02
.255	(14-55) Houston at Memphis	3-10-06
.259	(15-58) Saint Louis vs. Cincinnati	3-6-97
.263	(15-57) Tulsa at Memphis	3-14-09
.267	(16-60) UAB at Memphis	3-11-06
.271	(16-59) Tulane vs. Charlotte	3-10-04
.275	(14-51) Saint Louis vs. Cincinnati	3-12-04
.283	(17-60) East Carolina, vs. Tulsa	3-12-08
.286	(14-49) Tulane at Memphis	3-12-09
.293	(17-58) Memphis vs. Tulane	3-9-07
	(17-58) Southern Miss vs. Saint Louis	3-6-96

3-POINT FIELD GOALS

0	Tulane vs. Southern Miss	3-10-10
	Saint Louis vs. Houston	3-7-01
	Saint Louis vs. DePaul	3-11-00
	Cincinnati, vs. Louisville	3-5-98
1	Memphis vs. Tulane	3-12-09
	Southern Miss, vs. Memphis	3-14-08
	DePaul, vs. Cincinnati	3-13-04
	USF, vs. Memphis	3-13-03
	Cincinnati, vs. Charlotte	3-5-99
	Saint Louis, vs. Cincinnati	3-6-97
	UAB, vs. USF	3-6-96
2	Tulsa at Memphis	3-14-09
	Tulane at Memphis	3-12-09
	Rice vs. Tulsa	3-12-09
	Tulane, vs. Memphis	3-13-08
	UTEP, vs. Tulsa	3-14-08
	Houston vs. Southern Miss	3-8-07
	Tulane vs. Marshall	3-8-06
	East Carolina, vs. Louisville	3-10-04
	Southern Miss, vs. Saint Louis	3-13-03
	Tulane, vs. Saint Louis	3-6-02
	Marquette vs. Memphis	3-8-01
	DePaul, vs. Saint Louis	3-11-00
	UAB, vs. Louisville	3-5-99
	Memphis, vs. Marquette	3-6-97

3-POINT FIELD GOAL ATTEMPTS

6	Marshall, vs. Tulsa	3-11-10
	Rice, vs. Southern Miss	3-12-08
	Tulane vs. Marquette	3-8-01
	Cincinnati, vs. Saint Louis	3-6-97
	Cincinnati, vs. Marquette	3-9-96
	Houston, vs. UAB	3-5-97

3-POINT FIELD GOAL PERCENTAGE (MIN. 8 ATTEMPTS)

.000	(0-10) Saint Louis, vs. DePaul	3-11-00
	(0-8) Saint Louis vs. Houston	3-8-01
	(0-8) Cincinnati, vs. Louisville	3-5-98
.045	(1-22) UAB, vs. USF	3-6-96
.059	(1-17) Cincinnati, vs. Charlotte	3-5-99
	(1-17) Saint Louis, vs. Cincinnati	3-6-97
.067	(1-15) USF, vs. Memphis	3-13-03
.077	(1-13) Memphis, vs. Tulane	3-12-09
.083	(1-12) DePaul, vs. Cincinnati	3-13-04
.100	(2-20) UAB, vs. Louisville	3-5-99
.105	(2-19) UTEP, vs. Tulsa	3-14-08
.125	(3-24) Marshall, vs. Rice	3-11-09

FREE THROWS

3	Rice vs. SMU	3-8-06
	Houston, vs. Charlotte	3-3-99
	Louisville, vs. Cincinnati	3-5-98
4	Southern Miss, vs. UAB	3-11-10
	Marshall, vs. Tulane	3-12-08
	Cincinnati, vs. Saint Louis	3-12-04
	Charlotte vs. Louisville	3-9-00
	Houston, vs. Southern Miss	3-4-98
	UAB, vs. USF	3-6-96
	Saint Louis, vs. Southern Miss	3-6-96
5	Seven times	

FREE THROW ATTEMPTS

4	Rice vs. SMU	3-8-06
5	Marshall, vs. Tulane	3-12-08
	Houston, vs. Southern Miss	3-4-98
	Louisville, vs. Cincinnati	3-5-98
6	SMU vs. Rice	3-8-06
	Houston, vs. Charlotte	3-3-99
7	Cincinnati, vs. Saint Louis	3-12-04
	Marquette, vs. TCU	3-10-04
	Tulane, vs. Houston	3-12-03
	Charlotte, vs. DePaul	3-6-96

FREE THROW PERCENTAGE

.267	(4-15) Southern Miss, vs. UAB	3-11-10
.400	(4-10) Saint Louis, vs. Southern Miss	3-6-96
.412	(7-17) Houston, vs. UAB	3-5-97

REBOUNDS

19	UCF, vs. SMU	3-10-10
22	UAB, vs. Marquette	3-13-03
23	UAB, vs. Tulsa	3-13-09
	Houston, vs. Marquette	3-7-02
24	Houston, at Memphis	3-13-09
	UCF, vs. Southern Miss	3-13-08
	UAB vs. UTEP	3-10-06
	Tulsa vs. Southern Miss	3-8-06
	TCU, vs. DePaul	3-11-04
	Marquette vs. Tulane	3-8-01

ASSISTS

3	Houston, vs. Southern Miss	3-12-10
	Marshall vs. Rice	3-11-09
	DePaul, vs. Cincinnati	3-13-04
	Tulane, vs. Saint Louis	3-6-02
4	Southern Miss, vs. Memphis	3-14-08
	UAB vs. Memphis	3-11-06
	Saint Louis vs. Southern Miss	3-8-00
	Tulane, vs. Saint Louis	3-4-98
5	Eight tied	

BLOCKS

0 (Several)

STEALS

1	Southern Miss, vs. Tulane	3-10-10
	SMU, vs. Houston	3-14-09
	Southern Miss, vs. Memphis	3-14-08
	Houston vs. Rice	3-9-07
	TCU vs. Marquette	3-9-05
	DePaul vs. Tulane	3-9-05
	Cincinnati, vs. DePaul	3-13-04
	Marquette, vs. TCU	3-10-04
	Louisville, vs. USF	3-4-98
	Saint Louis, vs. UAB	3-5-98
	Louisville at UAB	3-7-01
	Cincinnati, vs. Charlotte	3-8-02
	Marquette, vs. Houston	3-8-02
2	23 times	

CONFERENCE USA CHAMPIONSHIP TOURNAMENT RECORDS

INDIVIDUAL CHAMPIONSHIP TOTALS

(number of games in parenthesis - minimum 2 played)

SCORING

96	Aubrey Coleman, HOU (4)	2010
----	-------------------------	------

SCORING AVERAGE

29.5	Reece Gaines, LOU (2)	2002
------	-----------------------	------

FIELD GOALS

29	Aubrey Coleman, HOU (4)	2010
----	-------------------------	------

FIELD GOAL ATTEMPTS

58	Carlos Williams, UAB (3)	1997
----	--------------------------	------

FIELD GOAL PERCENTAGE (MIN. 4 FG MADE PER GAME)

.813	(13-16) Vandarel Jones, USM (3)	1998
------	---------------------------------	------

3-POINT FIELD GOALS

15	Anthony Rice, MEM (4)	2005
----	-----------------------	------

3-POINT FIELD GOAL ATTEMPTS

29	Anthony Rice, MEM (4)	2005
----	-----------------------	------

3-POINT FIELD GOAL PERCENTAGE (MIN. 3 MADE PER GAME)

.833	(10-12) Nick Sinville, TLN (2)	2003
------	--------------------------------	------

3-POINT FIELD GOALS MADE PER GAME

5.0	Brendan Plavich, CHA (2)	2004
-----	--------------------------	------

FREE THROWS

22	Mo Finley, UAB (4)	2003
----	--------------------	------

FREE THROW ATTEMPTS

29	Michael Horton, CIN (3)	1998
----	-------------------------	------

FREE THROW PERCENTAGE**(MIN. 4.0 MADE PER GAME)**

100.0	(16-16) Eric Bush, UAB (4)	2003
	(16-16) B.J. Flynn, LOU (2)	1997
	(14-14) Paul Delaney III, UAB (2)	2009
	(13-13) Steve Logan, CIN (3)	2001
	(12-12) Larry O'Bannon, LOU (2)	2004
	(12-12) Charles Gaines, USM (2)	2003
	(12-12) Pedro Phillips, USM (3)	1998
	(10-10) Oliver Lafayette, HOU (2)	2006
	(9-9) Francisco Garcia, LOU (2)	2004
	(9-9) DeJuan Wheat, LOU (2)	1997
	(8-8) Drake Diener, DPU (2)	2005
	(8-8) Tick Rogers, LOU (2)	1996

REBOUNDING AVERAGE

14.0	Linton Johnson, TLN (2)	2002
------	-------------------------	------

REBOUNDS

93	Terrence Leather, USF (3)	2005
----	---------------------------	------

ASSIST AVERAGE

8.3	Aaron Hutchins, MRQ (3)	1996
-----	-------------------------	------

ASSISTS

25	Aaron Hutchins, MRQ (3)	1996
----	-------------------------	------

BLOCK AVERAGE

5.25	Jerome Jordan, TLS (4)	2008
------	------------------------	------

BLOCKS

21	Jerome Jordan, TLS (4)	2008
----	------------------------	------

STEAL AVERAGE

4.0	Paul Delaney III, UAB (2)	2009
3.5	Demario Eddins, UAB (2)	2004
	Eric Bush, UAB (4)	2003
	Dylan Osean, TLN (2)	2000

STEALS

14	Eric Bush, UAB (4)	2003
----	--------------------	------

TEAM CHAMPIONSHIP TOTALS*(number of games in parenthesis - minimum 2 played)***TOTAL scoring**

318	Memphis (4 games)	2005
-----	-------------------	------

SCORING AVERAGE

93.0	Louisville (2)	2002
------	----------------	------

SCORING DEFENSE

43.0	Memphis (3)	2009
------	-------------	------

FIELD GOALS

112	UAB (4)	2003
-----	---------	------

FIELD GOAL ATTEMPTS

249	UAB (4)	2003
-----	---------	------

FIELD GOAL PERCENTAGE

.528	(57-108) Louisville (2)	1996
------	-------------------------	------

FIELD GOAL PERCENTAGE DEFENSE

.296	(47-159) Memphis (3)	2009
------	----------------------	------

3-POINT FIELD GOALS

37	Houston (4)	2010
----	-------------	------

3-POINT FIELD GOAL ATTEMPTS

97	Houston (4)	2010
----	-------------	------

3-POINT FIELD GOAL PERCENTAGE

.526	(20-38) Tulane (2)	2003
	(20-38) Houston (3)	2002

3-POINT FIELD GOALS MADE/GAME

10.0	Tulane (2)	2003
------	------------	------

3-POINT FG PERCENTAGE DEFENSE

.150	Saint Louis (2)	1996
------	-----------------	------

FREE THROWS

74	Cincinnati (3)	1998
----	----------------	------

FREE THROW ATTEMPTS

111	Cincinnati (3)	1998
-----	----------------	------

FREE THROW PERCENTAGE (Min. 15 FT Made)

.919	Louisville (2)	1997 (34-37)
------	----------------	--------------

REBOUNDING AVERAGE

45.5	Charlotte (2)	2004
------	---------------	------

REBOUNDS

161	Tulsa (4)	2008
-----	-----------	------

REBOUND MARGIN

+14.0	SMU (2)	2006
-------	---------	------

FEWEST REBOUNDS ALLOWED

51	UCF (2)	2010
----	---------	------

ASSIST AVERAGE

19.0	UAB (2)	2004
------	---------	------

ASSISTS

58	Marquette (4)	1997
----	---------------	------

MOST TURNOVERS

60	Saint Louis (4)	2000
----	-----------------	------

FEWEST TURNOVERS

15	Charlotte (2)	2002
----	---------------	------

BLOCK AVERAGE

8.0	UCF (2)	2006
-----	---------	------

BLOCKS

28	Tulsa (4)	2008
----	-----------	------

STEAL AVERAGE

12.5	UAB (2)	2004
	Tulane (2)	2000

STEALS

48	UAB (4)	2003
----	---------	------

TOTAL ATTENDANCE

82,386	U.S. Bank Arena, Cincinnati	2004
--------	-----------------------------	------

ATTENDANCE AVERAGE

13,731	U.S. Bank Arena, Cincinnati	2004
--------	-----------------------------	------

CHAMPIONSHIP FINAL RECORDS**POINTS - ONE TEAM**

85	Cincinnati	1996
----	------------	------

POINTS - BOTH TEAMS

169	Cincinnati (85) vs. Marquette (84)	1996
-----	------------------------------------	------

FIELD GOALS

31	Cincinnati	1996
----	------------	------

FIELD GOAL ATTEMPTS

73	UAB	2003
----	-----	------

FIELD GOAL PERCENTAGE

.566 (30-53)	Memphis	2008
--------------	---------	------

3-POINT FIELD GOALS

12	Houston	2010
----	---------	------

3-POINT FIELD GOAL ATTEMPTS

26	Louisville	1999
----	------------	------

3-POINT FIELD GOAL PERCENTAGE

.652 (15-23)	Louisville	2005
--------------	------------	------

FREE THROWS

29	Louisville	2003
----	------------	------

FREE THROW ATTEMPTS

31	Memphis	2007
	Cincinnati	1996, 2002

FREE THROW PERCENTAGE

.833 (15-18)	Memphis	2009
--------------	---------	------

OFFENSIVE REBOUNDS

22	Cincinnati	1996
----	------------	------

DEFENSIVE REBOUNDS

31	Louisville	2003
----	------------	------

TOTAL REBOUNDS

50	Cincinnati	1996
----	------------	------

ASSISTS

20	Houston	2010
----	---------	------

MOST TURNOVERS

17	Louisville	2005
----	------------	------

FEWEST TURNOVERS

4	Cincinnati	2001
---	------------	------

BLOCKS

10	Memphis	2009
----	---------	------

STEALS

12	UAB	2003
----	-----	------

ATTENDANCE

17,202	UAB at Louisville	2003
--------	-------------------	------

CHAMPIONSHIP FINAL GAME**INDIVIDUAL****POINTS**

29	Aaron Hutchins, MQT, vs. Cincinnati	3-9-96
----	-------------------------------------	--------

FIELD GOALS MADE

12	DeMarco Johnson, CHA, vs. Southern Miss	3-6-98
----	---	--------

FIELD GOALS ATTEMPTED

24	Mo Finley, UAB, vs. Louisville	3-15-03
----	--------------------------------	---------

FIELD GOAL PERCENTAGE

.800 (8-10)	Oliver Lafayette, HOU at Memphis	3-10-07
-------------	----------------------------------	---------

3-POINT FIELD GOALS MADE

6	Kelvin Lewis, HOU vs. UTEP	3-13-10
---	----------------------------	---------

3-POINT FIELD GOALS ATTEMPTED

12	Mo Finley, UAB, vs. Louisville	3-15-03
----	--------------------------------	---------

3-POINT FIELD GOAL PERCENTAGE

.625 (5-8)	Francisco Garcia, LOU, vs. Memphis	3-12-05
------------	------------------------------------	---------

FREE THROWS MADE

9	John Redden, SLU, vs. DePaul	3-11-00
	Aaron Hutchins, MQT, vs. Cincinnati	3-9-96

FREE THROWS ATTEMPTED

12	John Redden, SLU, vs. DePaul	3-11-00
----	------------------------------	---------

FREE THROW PERCENTAGE

9-9 (1.000)	Aaron Hutchins, MQT, vs. Cincinnati	3-9-96
-------------	-------------------------------------	--------

OFFENSIVE REBOUNDS

10	Danny Fortson, CIN, vs. Marquette	3-9-96
----	-----------------------------------	--------

DEFENSIVE REBOUNDS

11	Robert Dozier, MEM vs. Tulsa	3-14-09
----	------------------------------	---------

TOTAL REBOUNDS

14	Robert Dozier, MEM vs. Tulsa	3-14-09
	Luke Whitehead, LOU, vs. UAB	3-15-03

ASSISTS

8	Cameron Murray, LOU, vs. Charlotte	3-6-99
	Ellis Myles, LOU, vs. Memphis	3-12-05

BLOCKS

5	Jerome Jordan, TLS vs. Memphis	3-14-09
	KenKay Jones, CHA, vs. Cincinnati	3-10-01

STEALS

4	Aubrey Coleman, HOU vs. UTEP	3-13-10
---	------------------------------	---------

MEN'S BASKETBALL CHAMPIONSHIP RESULTS

2010

BOK Center, Tulsa, Okla.

First Round

Wednesday, March 10

- (7) Houston 93, (10) East Carolina 80
(6) Southern Miss 57, (11) Tulane 47
(5) Tulsa 73, (12) Rice 62
(9) UCF 69, (8) SMU 53

Quarterfinals

Thursday, March 11

- Houston 66, (2) Memphis 65
Southern Miss 58, (3) UAB 44
Tulsa 80, (4) Marshall 64
(1) UTEP 76, UCF 54

Semifinals

Friday, March 12

- UTEP 75, Tulsa 61
Houston 74, Southern Miss 66

Finals

Saturday, March 13

- Houston 81, UTEP 73

2009

FedExForum, Memphis, Tenn.

First Round

Wednesday, March 11

- (10) Rice 60, (7) Marshall 59
(11) Southern Miss 77, (6) UCF 53
(8) Tulane 69, (9) East Carolina 59
(5) Houston 85, (12) SMU 76

Quarterfinals

Thursday, March 12

- (2) Tulsa 73, Rice 51
(3) UAB 74, Southern Miss 73 (ot)
(1) Memphis 51, Tulane 41
Houston 89, (4) UTEP 85 (ot)

Semifinals

Friday, March 13

- Memphis 74, Houston 49
Tulsa 70, UAB 67

Finals

Saturday, March 14

- Memphis 64, Tulsa 39

2008

FedExForum, Memphis, Tenn.

First Round

Wednesday, March 12

- (7) Tulsa 66, (10) East Carolina 49
(6) UTEP 71, (11) SMU 49
(9) Tulane 48, (8) Marshall 47
(5) Southern Miss 59, (12) Rice 50

Quarterfinals

Thursday, March 13

- Tulsa 78, (2) UAB 68 (ot)
UTEP 80, (3) Houston 77
(1) Memphis 75, Tulane 56
Southern Miss 68, (4) UCF 62

Semifinals

Friday, March 14

- Memphis 69, Southern Miss 53
Tulsa 64, UTEP 62 (ot)

Finals

Saturday, March 15

- Memphis 77, Tulsa 51

2007

FedExForum, Memphis, Tenn.

First Round

Wednesday, March 7

- (7) Rice 77, (10) UTEP 74
(6) Southern Miss 59, (11) SMU 52
(8) Marshall 53, (9) UAB 52
(5) Tulsa 65, (12) East Carolina 50

Quarterfinals

Thursday, March 8

- Rice 53, (2) UCF 51
(3) HOUSTON 62, SOUTHERN MISS 59
(1) MEMPHIS 92, MARSHALL 71
(4) TULANE 58, TULSA 56

Semifinals

Friday, March 9

- Memphis 71, Tulane 49
Houston 77, Rice 62

Finals

Saturday, March 10

- Memphis 71, Houston 59

2006

FedExForum, Memphis, Tenn.

First Round

Wednesday, March 8

- (10) SMU 61, (7) Rice 59
(11) Southern Miss 66, (6) Tulsa 61
(8) Tulane 64, (9) Marshall 58
(5) UCF 65, (12) East Carolina 52

Quarterfinals

Thursday, March 9

- (2) UAB 69, SMU 55
(3) UTEP 66, Southern Miss 47
(1) Memphis 75, Tulane 56
(4) Houston 71, UCF 52

Semifinals

Friday, March 10

- Memphis 68, Houston 54
UAB 63, UTEP 60

Finals

Saturday, March 11

- Memphis 57, UAB 46

2005

FedExForum, Memphis, Tenn.

First Round

Wednesday, March 9

- (8) TCU 60, (9) Marquette 57 (OT)
(5) DePaul 81, (12) Tulane 71
(7) Memphis 79, (10) Saint Louis 59
(11) USF 69, (6) Houston 64

Quarterfinals

Thursday, March 10

- (1) Louisville 85, TCU 61
(4) UAB 59, DePaul 56
Memphis 83, (2) Charlotte 69
USF 80, (3) Cincinnati 68

Semifinals

Friday, March 11

- Louisville 74, UAB 67
Memphis 81, USF 68

Finals

Saturday, March 12

- Louisville 75, Memphis 74

2004

U.S. Bank Arena, Cincinnati, Ohio

First Round

Wednesday, March 10

- (5) Charlotte 78, (12) Tulane 48
(9) TCU 64, (8) Marquette 62
(6) Louisville 61, (11) East Carolina 54
(7) Saint Louis 52, (10) Southern Miss 46

Quarterfinals

Thursday, March 11

- (4) UAB 77, Charlotte 66
(1) DePaul 89, TCU 65
(3) Cincinnati 64, Louisville 62
Saint Louis 72, (2) Memphis 61

Semifinals

Friday, March 12

- DePaul 75, UAB 74 (OT)
Cincinnati 66, Saint Louis 46

Finals

Saturday, March 13

- Cincinnati 55, DePaul 50

2003

Freedom Hall, Louisville, Ky.

First Round

Wednesday, March 12

- (10) USF 76, (7) DePaul 74
(6) Tulane 74, (11) Houston 52
(9) UAB 85, (8) Charlotte 71
(12) Southern Miss 63, (5) Cincinnati 61

Quarterfinals

Thursday, March 13

- (2) Memphis 62, USF 56
(3) Louisville 82, Tulane 66
UAB 83, (1) Marquette 76
(4) Saint Louis 69, Southern Miss 56

Semifinals

Friday, March 14

Louisville 78, Memphis 75
UAB 63, Saint Louis 62

Finals

Saturday, March 15

Louisville 83, UAB 78

2002

Firststar Center, Cincinnati, Ohio

First Round

Wednesday, March 6

(7) Louisville 110, (10) TCU 86
(6) Houston 58, (11) East Carolina 49
(8) USF 65, (9) UAB 62
(12) Tulane 50, (5) Saint Louis 47

Quarterfinals

Thursday, March 7

(2) Marquette 84, Louisville 76
(6) Houston 80, (3) Memphis 74
(1) Cincinnati 79, USF 57
(4) Charlotte 78, Tulane 69

Semifinals

Friday, March 8

Marquette 85, Houston 73
Cincinnati 71, Charlotte 55

Finals

Saturday, March 9

Cincinnati 77, Marquette 63

2001

Freedom Hall, Louisville, Ky.

First Round

Wednesday, March 7

(6) USF 63, (11) DePaul 59
(7) Saint Louis 78, (10) Houston 65
(8) UAB 74, (9) Louisville 61
(5) Marquette 72, (12) Tulane 67

Quarterfinals

Thursday, March 8

(3) Charlotte 77, (6) USF 74
(2) Southern Miss 63, (7) Saint Louis 54
(1) Cincinnati 73, (8) UAB 70
(4) Memphis 71, (5) Marquette 64

Semifinals

Friday, March 9

(3) Charlotte 75, (2) Southern Miss 63
(1) Cincinnati 89, (4) Memphis 79

Finals

Saturday, March 10

(3) Charlotte 80, (1) Cincinnati 72

2000

The Pyramid, Memphis, Tenn.

First Round

Wednesday, March 8

(9) Saint Louis 59, (8) Southern Miss 51
(12) Houston 77, (5) Marquette 75
(11) Memphis 60, (6) USF 58
(7) Charlotte 76, (10) UAB 73

Quarterfinals

Thursday, March 9

Saint Louis 68, (1) Cincinnati 58
(4) Tulane 76, Houston 69
(3) DePaul 80, Memphis 76
Charlotte 57, (2) Louisville 52

Semifinals

Friday, March 10

Saint Louis 64, Tulane 46
DePaul 56, Charlotte 49

Championship

Saturday, March 11

Saint Louis 56, DePaul 49

1999

*Birmingham-Jefferson Civic Center,
Birmingham, Ala.*

First Round

Wednesday, March 3

(9) USF 88, (8) Memphis 81 (ot)
(5) Charlotte 75, (12) Houston 51
(6) DePaul 95, (11) Tulane 59
(7) Saint Louis 59, (10) Marquette 52

Quarterfinals

Thursday, March 4

(1) Cincinnati 76, USF 56
Charlotte 83, (4) Southern Miss 75
(3) UAB 79, DePaul 73
(2) Louisville 70, Saint Louis 61

Semifinals

Friday, March 5

Charlotte 55, Cincinnati 52
Louisville 77, UAB 68

Finals

Saturday, March 6

Charlotte 68, Louisville 59

1998

Shoemaker Center, Cincinnati, Ohio

First Round

Wednesday, March 4

(7) Marquette 52, (10) DePaul 50
(6) Southern Miss 73, (11) Houston 57
(9) Louisville 75, (8) USF 64
(5) Saint Louis 71, (12) Tulane 53

Quarterfinals

Thursday, March 5

(2) Charlotte 63, Marquette 55
Southern Miss 85, (3) Memphis 57
(1) Cincinnati 64, Louisville 50
(4) UAB 76, Saint Louis 74

Semifinals

Friday, March 6

Cincinnati 100, UAB 85
Charlotte 65, Southern Miss 53

Finals

Saturday, March 7

Cincinnati 71, Charlotte 57

1997

Kiel Center, St. Louis, Mo.

First Round

Wednesday, March 5

(6) Louisville 69, (11) USF 58
(7) UAB 55, (10) Houston 54
(9) Saint Louis 69, (8) Southern Miss 61
(5) Marquette 79, (12) DePaul 53

Quarterfinals

Thursday, March 6

(3) Charlotte 64, (6) Louisville 60
(7) UAB 74, (2) Tulane 70
(1) Cincinnati 71, (9) Saint Louis 43
(5) Marquette 63, (4) Memphis 45

Semifinals

Friday, March 7

(3) Charlotte 67, (7) UAB 65
(5) Marquette 91, (1) Cincinnati 79

Finals

Saturday, March 8

(5) Marquette 60, (3) Charlotte 52

1996

The Pyramid, Memphis, Tenn.

First Round

Wednesday, March 6

(9) Saint Louis 61, (8) Southern Miss 44
(11) USF 73, (6) UAB 57
(10) DePaul 66, (7) Charlotte 60

Quarterfinals

Thursday, March 7

(4) Louisville 98, (5) Tulane 79
(1) Cincinnati 62, (9) Saint Louis 59 (ot)
(3) Marquette 65, (11) USF 56
(2) Memphis 92, (10) DePaul 69

Semifinals

Friday, March 8

(1) Cincinnati 92, (4) Louisville 81
(3) Marquette 72, (2) Memphis 60

Finals

Saturday, March 9

(1) Cincinnati 85, (3) Marquette 84 (ot)

MISCELLANEOUS TEAM RECORDS

Lopsided Games (home team in CAPS)

ALL GAMES

Margin	Score	Teams	Date
+84	(119-35)	MARSHALL def. Salem International	12-3-09
+70	(112-42)	MEMPHIS def. Howard	1-3-01
+69	(131-62)	HOUSTON def. Florida Tech	11-22-06
+64	(104-40)	LOUISVILLE def. Morehead St.	12-27-04
+63	(102-39)	CHARLOTTE def. North Carolina A&T	11-24-03
+62	(102-40)	MEMPHIS def. Savannah State	11-11-04
+60	(101-41)	UTEP def. Alcorn State	12-19-09
+58	(88-30)	TULANE def. Morris Brown	1-4-03
	(119-61)	LOUISVILLE def. Morehead State	12-6-95
+56	(113-57)	SOUTHERN MISS def. Spring Hill	11-22-06
	(103-47)	TULANE def. Savannah State	12-20-02
+55	(104-49)	MARQUETTE def. Prairie View A&M	12-6-96
+54	(92-38)	LOUISVILLE def. South Alabama	11-18-01
+53	(92-39)	TULSA vs. Jackson State	12-17-09
	(110-57)	HOUSTON def. Alcorn State	11-17-08
	(110-57)	MARSHALL def. WVU Tech	11-16-08
	(102-49)	MARQUETTE def. Chicago State	11-18-01
	(106-53)	CINCINNATI def. Eastern Kentucky	12-20-97
	(105-52)	UAB def. Prairie View A&M	11-30-95
+52	(118-66)	RICE def. Paul Quinn	11-11-06
	(89-37)	CINCINNATI def. Southern Miss	2-15-02
+51	(100-49)	MARSHALL def. East Carolina	2-6-10
	(105-54)	MARSHALL def. Brescia	12-16-09
	(107-56)	LOUISVILLE def. VMI	12-23-03
	(90-39)	CINCINNATI def. Coppin State	12-8-01
+50	(101-51)	CINCINNATI def. Wyoming	11-29-95
+48	(108-60)	UTEP def. Texas State	12-19-06
	(105-57)	CINCINNATI def. Tulane	1-29-01
	(95-47)	LOUISVILLE def. Morgan State	12-7-98
	(102-54)	LOUISVILLE def. Tennessee State	12-23-96
+47	(92-45)	SOUTHERN MISS def. Belhaven	11-12-07
	(101-54)	HOUSTON def. Prairie View A&M	11-29-06
	(85-38)	MARQUETTE def. Morris Brown	1-2-02

C-USA Games

Margin	Score	Teams	Date
+48	(105-57)	CINCINNATI def. Tulane	1-29-01
+45	(107-62)	LOUISVILLE def. Southern Miss	1-11-05
+44	(95-51)	MEMPHIS def. Tulane	2-10-07
+43	(90-47)	MEMPHIS def. SMU	2-18-09
	(84-41)	CINCINNATI def. Saint Louis	3-4-00
+42	(96-54)	CHARLOTTE def. Tulane	2-23-02
+41	(99-58)	MEMPHIS def. East Carolina	1-9-08
	(100-59)	LOUISVILLE def. Charlotte	3-8-03
+40	(105-65)	Memphis def. TULANE	2-18-06
	(84-44)	DePaul def. TULANE	2-17-01
+39	(80-41)	MEMPHIS def. Southern Miss	2-14-06
+38	(78-40)	UAB def. Rice	1-24-09
	(94-58)	MEMPHIS def. UAB	3-8-08
	(80-42)	Southern Miss def. EAST CAROLINA	2-14-07
	(116-78)	UAB def. Houston	1-9-99
+37	(75-38)	CINCINNATI def. DePaul	2-21-98
	(115-78)	CINCINNATI def. Houston	12-22-98
	(90-53)	CINCINNATI def. DePaul	2-1-97
+36	(83-47)	MEMPHIS def. SMU	1-19-08
	(99-63)	MEMPHIS def. Rice	2-27-07
	(95-59)	DE PAUL def. Tulane	3-3-99
	(109-73)	CINCINNATI def. DePaul	2-5-98

SEASON SUPERLATIVES

Overall (15 seasons)

1-point games:	189
2-point games:	222
3-point games:	262
Overtime games:	174
Double Overtime Games:	29
Triple-Overtime Games:	7
Quadruple-Overtime Games:	1

Conference Regular Season Games Only (15 seasons)

1-point games:	84
2-point games:	89
3-point games:	129
Overtime games:	70
Double Overtime Games:	16
Triple-Overtime Games:	4

STREAKS

Consecutive Wins - Overall

27	*Memphis	2008-09
26	Memphis	2007-08
25	Memphis	2006-07
20	Cincinnati	2001-02
17	Louisville	2002-03
16	Louisville	2003-04
	Cincinnati	1999-00

15	Memphis	2005-06
	Cincinnati	1998-99
13	Louisville	2004-05
	Cincinnati	2003-04
12	Memphis	2007-08
	Memphis	2002-03
	Marquette	2001-02
	Cincinnati	1995-96
11	Cincinnati	2004-05
	Memphis	2003-04
	Tulane	1996-97

Consecutive Wins

Regular Season Conference Games Only

16	Memphis	2008-09
	*Memphis	2007-08
	Memphis	2006-07
	Cincinnati	1999-00
12	Memphis	2005-06
	Marquette	2001-02
11	Memphis	2003-04
	Memphis	2002-03
10	Memphis	2001-02
9	Cincinnati	1997-98
	Cincinnati	1996-97

Consecutive Losses - Overall

20	Rice	2007-08
13	East Carolina	2006-07
	DePaul	1996-97

	DePaul	1995-96
11	Houston	1999-00
10	Houston	1997-98
	Tulane	1997-98
9	Southern Miss	2004-05
	USF	2003-04
	DePaul	1997-98
	Houston	1997-98
	USF	1996-97

Consecutive Losses

Regular Season Conference Games Only

16	Rice	2007-08
13	East Carolina	2006-07
12	DePaul	1996-97
11	DePaul	1995-96
	Houston	1999-00
10	Tulane	1997-98
9	Southern Miss	2004-05
	USF	2003-04
	Houston	1997-98

BEST STARTS

Overall

26-0 (1.000)	*Memphis	2007-08
15-0 (1.000)	Cincinnati	1998-99
13-0 (1.000)	Cincinnati	2003-04
12-0 (1.000)	Cincinnati	1995-96
11-0 (1.000)	Cincinnati	2004-05

10-0 (1.000)	Marquette	1997-98
	Louisville	1996-97
	Marquette	2001-02
9-0 (1.000)	Marquette	2004-05
8-0 (1.000)	Saint Louis	1997-98
	Memphis	1995-96

MILESTONES

Single Season

Games Played

40	*Memphis (38-2)	2007-08
39	Tulsa (25-14)	2007-08
38	Louisville (38-5)	2004-05
	Memphis (22-16)	2004-05
37	Memphis (33-4)	2008-09
	UTEP (23-14)	2008-09
	Memphis (33-4)	2006-07
	Memphis (33-4)	2005-06
36	Tulsa (25-11)	2008-09
	Memphis (27-9)	2001-02
	Memphis (21-15)	2000-01
35	Houston (19-16)	2009-10
	Tulsa (23-12)	2009-10
	TCU (21-14)	2004-05
	Louisville (26-9)	1996-97
	Cincinnati (25-10)	2000-01
	Cincinnati (31-4)	2001-02

Most Wins

38	*Memphis (38-2)	2007-08
33	Memphis (33-4)	2008-09
	Memphis (33-4)	2006-07
	Memphis (33-4)	2005-06
	Louisville (33-5)	2004-05
31	Cincinnati (31-4)	2001-02
29	Cincinnati (29-4)	1999-00
28	Cincinnati (28-5)	1995-96
27	Marquette (27-6)	2002-03
	Memphis (27-9)	2001-02
	Cincinnati (27-6)	1998-99
	Cincinnati (27-6)	1997-98
26	Louisville (26-9)	1996-97
	Cincinnati (26-8)	1996-97
	Marquette (26-7)	2001-02
25	Tulsa (25-11)	2008-09
	Tulsa (25-14)	2007-08
	Cincinnati (25-8)	2004-05
	Cincinnati (25-7)	2003-04
	Louisville (25-7)	2002-03
	Cincinnati (25-10)	2000-01

*38 wins is a NCAA Record

Most Conference Wins

16	Memphis (16-0)	2008-09
	Memphis (16-0)	2007-08
	Memphis (16-0)	2006-07
	Cincinnati (16-0)	1999-00
14	Louisville (14-2)	2004-05
	Marquette (14-2)	2002-03
	Cincinnati (14-2)	2001-02
	Cincinnati (14-2)	1997-98
13	Memphis (13-1)	2005-06
	Memphis (13-3)	2002-03
	Marquette (13-3)	2001-02
	Charlotte (13-3)	1997-98

Highest Winning Percentage

.950	Memphis (38-2)	2007-08
.892	Memphis (33-4)	2008-09
	Memphis (33-4)	2006-07
	Memphis (33-4)	2005-06
.886	Cincinnati (31-4)	2001-02
.879	Cincinnati (29-4)	1999-00
.868	Louisville (33-5)	2004-05
.848	Cincinnati (28-5)	1995-96
.818	Marquette (27-6)	2002-03
	Cincinnati (27-6)	1998-99
	Cincinnati (27-6)	1997-98
.788	UTEP (26-7)	2009-10
	Marquette (26-7)	2001-02

Highest Conference Winning Percentage

1.000	Memphis (16-0)	2008-09
	*Memphis (16-0)	2007-08
	Memphis (16-0)	2006-07
	Cincinnati (16-0)	1999-00
.938	UTEP (15-1)	2009-10
.929	Memphis (13-1)	2005-06
.875	Louisville (14-2)	2004-05
	Marquette (14-2)	2002-03
	Cincinnati (14-2)	2001-02
	Cincinnati (14-2)	1997-98
.857	UAB (12-2)	2005-06
	Cincinnati (12-2)	1996-97
.813	Memphis (13-3)	2009-10
	Memphis (13-3)	2002-03
	Marquette (13-3)	2001-02
	Charlotte (13-3)	1997-98

Most Home Wins

20	Memphis (20-1)	2007-08
19	Memphis (19-1)	2008-09
	Memphis (19-0)	2006-07
	Memphis (19-1)	2005-06
	Memphis (19-2)	2001-02
18	Tulsa (18-3)	2009-10
	Tulsa (18-2)	2007-08
17	Memphis (17-3)	2009-10
	Houston (17-2)	2007-08
16	Southern Miss (16-2)	2006-07
	Memphis (16-7)	2004-05
	Louisville (16-2)	2002-03
	Louisville (16-3)	2001-02
	Marquette (16-0)	2001-02
	Cincinnati (16-1)	1997-98
	Marquette (16-0)	1995-96
	Memphis (16-1)	1995-96

Most Conference Home Wins

8	UTEP (8-0)	2009-10
	Memphis (8-0)	2008-09
	*Memphis (8-0)	2007-08
	Memphis (8-0)	2006-07
	Charlotte (8-0)	2004-05
	Memphis (8-0)	2003-04
	UAB (8-0)	2003-04
	Cincinnati (8-0)	2001-02
	Marquette (8-0)	2001-02
	Cincinnati (8-0)	1999-00
	Cincinnati (8-0)	1998-99
	Cincinnati (8-0)	1997-98
	Charlotte (8-0)	1997-98
7	Memphis (7-1)	2009-10
	Tulsa (7-1)	2008-09
	UAB (7-1)	2008-09
	Houston (7-1)	2007-08
	UAB (7-1)	2007-08
	UTEP (7-1)	2007-08
	Houston (7-1)	2006-07
	UCF (7-1)	2006-07
	Memphis (7-0)	2005-06
	UAB (7-0)	2005-06
	UTEP (7-0)	2005-06
	Cincinnati (7-1)	2004-05
	DePaul (7-1)	2004-05
	Louisville (7-1)	2004-05
	Cincinnati (7-1)	2003-04
	DePaul (7-2)	2003-04
	Marquette (7-1)	2002-03
	Memphis (7-1)	2002-03
	Memphis (7-1)	2001-02
	Saint Louis (7-1)	1998-99
	Charlotte (7-1)	1998-99
	Memphis (7-1)	1997-98
	Cincinnati (7-0)	1996-97
	Marquette (7-0)	1995-96
	Memphis (7-0)	1995-96

Most Road Wins

10	Memphis (10-1)	2008-09
	Memphis (10-0)	2007-08
	Memphis (10-1)	2005-06
	Louisville (10-1)	2004-05
	Charlotte (10-4)	2003-04
	Cincinnati (10-1)	1999-00
9	UTEP (9-2)	2009-10
	UAB (9-4)	2009-10
	UAB (9-6)	2007-08
	Memphis (9-2)	2006-07
	Charlotte (9-3)	1996-97

Most Conference Road Wins

8	Memphis (8-0)	2008-09
	*Memphis (8-0)	2007-08
	Memphis (8-0)	2006-07
	Louisville (8-3)	2002-03
	Cincinnati (8-0)	1999-00
7	Louisville (7-1)	2004-05
	Marquette (7-3)	2002-03
	Memphis (7-4)	2002-03

*Vacated

Most Neutral Court Wins

9	Louisville (9-2)	1996-97
8	Memphis (8-1)	2007-08
	Louisville (8-2)	2004-05
	Cincinnati (8-3)	2001-02
7	Southern Miss (7-2)	1997-98
	Southern Miss (7-2)	1998-99
	Cincinnati (7-2)	1995-96
	Cincinnati (7-4)	2000-01
6	Cincinnati (6-4)	1996-97
	Cincinnati (6-2)	1998-99
	Charlotte (6-2)	1998-99
	Cincinnati (6-2)	1999-00

Games Lost

27	Rice (3-27)	2007-08
24	East Carolina (6-24)	2006-07
23	Rice (8-23)	2009-10
	DePaul (7-23)	1997-98
	DePaul (3-23)	1996-97
22	Tulane (8-22)	2009-10
	Rice (10-22)	2008-09
	Houston (9-22)	1999-00
	Tulane (7-22)	1997-98
21	East Carolina (10-21)	2009-10
	SMU (9-21)	2008-09
	Southern Miss (10-21)	2005-06
	Saint Louis (9-21)	2004-05
	Tulane (9-21)	2000-01

Conference Games Lost

16	Rice (0-16)	2007-08
15	Rice (1-15)	2009-10
	East Carolina (1-15)	2006-07
	USF (1-15)	2003-04
14	Southern Miss (2-14)	2004-05
	Houston (2-14)	1999-00
	Houston (2-14)	1997-98
	Tulane (2-14)	1997-98
	Tulane (2-14)	2000-01
	DePaul (2-14)	2001-02
13	Tulane (3-13)	2009-10
	SMU (3-13)	2008-09
	SMU (3-13)	2006-07
	Houston (3-13)	2003-04
	East Carolina (3-13)	2002-03
	TCU (3-13)	2002-03
	DePaul (3-13)	1997-98
	DePaul (1-13)	1996-97

Most 100-point Games, One Season:

6	Marshall	2009-10
4	Cincinnati	1996-97
	TCU	2001-02
3	Louisville	2004-05
	UAB	2004-05
	Louisville	2002-03
	Cincinnati	2001-02
	Memphis	2001-02
	Cincinnati	1997-98
	Cincinnati	1995-96

Most Overtime Games, One Season:

6	Louisville	1996-97
5	Tulsa	2007-08
4	UCF	2007-08
	UAB	2006-07
	UCF	2006-07
	Marshall	2005-06
	Rice	2005-06
	Cincinnati	2000-01
	DePaul	1997-98

TOP NON-CONFERENCE WINS

April 5, 2008 - (1) Memphis 78, (1) UCLA 63
 March 30, 2008 - (1) Memphis 85, (2) Texas 67
 Dec. 22, 2007 - Memphis 85, (4) Georgetown 71
 Jan. 25, 2006 - Marshall 58, (9) West Virginia 52
 Dec. 27, 2005 - (4) Memphis 83, (8) Gonzaga 72
 Mar. 21, 2004 - UAB 76, (1) Kentucky 75
 Mar. 29, 2003 - (3) Marquette 83, (1) Kentucky 69
 Mar. 27, 2003 - (3) Marquette 77, (4) Pittsburgh 74
 Dec. 28, 2002 - Memphis 77, (7) Illinois
 Dec. 29, 2001 - DePaul 63, (10) Missouri 62
 Jan. 27, 2001 - Cincinnati 78, (8) Wake Forest 72 ot
 Feb. 10, 2000 - Louisville 82, (4) Syracuse 69
 Jan. 26, 2000 - DePaul 71, (9) Florida 69
 Dec. 30, 1999 - Louisville 97, (7) North Carolina 80
 Dec. 8, 1999 - (1) Cincinnati 77, (7) North Carolina 68
 Dec. 26, 1998 - Louisville 78, (3) Kentucky 74
 Nov. 28, 1998 - Cincinnati 77, (1) Duke 75
 Dec. 27, 1997 - Louisville 79, (4) Kentucky 76
 Jan. 7, 1997 - Memphis 73, (4) Michigan 72
 Dec. 28, 1996 - Marquette 67, (4) Iowa State 64

TEAM VS. TEAM RECORDS

	ECU	HOU	MAR	MEM	RICE	SMU	USM	TLN	TLS	UAB	UCF	UTEP
East Carolina	---	2-8	3-11	0-8	4-5	2-3	7-8	4-10	1-7	1-9	2-11	1-4
Houston	8-2	---	5-1	12-24	57-14	41-23	15-15	12-12	19-19	5-16	7-4	8-9
Marshall	11-3	1-5	---	1-7	4-2	5-0	5-4	6-5	3-8	5-8	6-4	1-5
Memphis	8-0	24-12	7-1	---	7-0	9-2	60-23	41-9	20-12	30-10	6-0	8-2
Rice	5-4	14-57	2-4	0-7	---	74-116	4-4	22-23	6-20	0-6	3-9	9-12
SMU	3-2	23-41	0-5	2-9	116-74	---	3-5	12-10	11-27	2-5	3-3	14-22
Southern Miss	8-7	15-15	4-6	23-60	4-4	5-3	---	31-40	3-5	12-22	4-3	4-10
Tulane	10-4	12-12	5-6	9-41	23-22	10-12	40-31	---	4-5	12-20	2-5	2-4
Tulsa	7-1	19-19	8-3	12-20	20-6	27-11	5-3	5-4	---	6-6	7-4	26-14
UAB	9-1	16-5	8-5	10-30	6-0	5-2	22-12	20-12	6-6	---	5-0	5-6
UCF	11-2	4-7	4-6	0-6	9-3	3-3	3-4	5-2	4-7	0-5	---	3-4
UTEP	4-1	9-8	5-1	2-8	12-9	22-14	10-4	4-2	14-26	6-5	4-3	---

MISCELLANEOUS RECORDS

HOME RECORDS

Regular season home records of C-USA members against league competition (since joining C-USA.)

	Years	W	L	Pct.
East Carolina	9	26	45	.366
Houston	14	62	48	.564
Marshall	5	25	14	.641
Memphis	15	100	21	.826
Rice	5	12	27	.308
SMU	5	15	24	.385
Southern Miss	15	63	54	.538
Tulane	15	56	61	.479
Tulsa	5	29	10	.744
UAB	15	82	35	.701
UCF	5	25	14	.641
UTEP	5	32	7	.821

NON-CONFERENCE RECORDS

	Years	W	L	Pct.
East Carolina	9	58	51	.532
Houston	14	110	103	.516
Marshall	5	40	26	.606
Memphis	15	164	77	.680
Rice	5	24	37	.393
SMU	5	39	26	.600
Southern Miss	15	124	71	.636
Tulane	15	115	82	.584
Tulsa	5	48	24	.667
UAB	15	147	75	.662
UCF	5	41	24	.631
UTEP	5	44	25	.638

DOUBLE-DOUBLES

Career

Points, Rebounds

42	Kelly Wise, MEM (1999-02)
35	DeMarco Johnson, CHA (1995-98)
31	Jerome Jordan, TLS (2006-10)
30	B.B. Waldon, USF (1999-02)
29	Charles Gaines, USM (2002-04)
	Louis Truscott, HOU (2001-03)
	Quentin Richardson, DPU (1998-2000)
28	Corey Rouse, ECU (2003-06)
	Curtis Withers, CHA (2003-05)
	Andre Brown, DPU (2000-04)
	Kenyon Martin, CIN (1996-2000)
	Carlos Williams, UAB (1995-97)
27	Chris Massie, MEM (2001-03)
	Danny Fortson, CIN (1995-97)
26	Joey Dorsey, MEM (2005-08)
22	Terrence Leather, USF (2002-05)
	Jason Maxiell, CIN (2002-05)
	Bobby Simmons, DPU (1999-2001)
21	Kelly McCarty, USM (1995-98)
20	Aubrey Coleman, HOU (2008-10)
	Lawrence Kinnard, UAB (2006-09)
	Ellis Myles, LOU (2001-05)
	Galen Robinson, HOU (1994-98)
	George Williams, HOU (1999-01)

Season

Points, Rebounds

18	Elijah Millsap, UAB (2009-10)
17	Corey Rouse, ECU (2005-06)
	Kelly Wise, MEM (2000-01)
16	Curtis Withers, CHA (2003-04)
	Louis Truscott, HOU (2002-03)
	Chris Massie, MEM (2002-03)
	Quentin Richardson, DPU (1998-99)
	Lorenzen Wright, MEM (1995-96)

15	Charles Gaines, USM (2003-04)
	Carlos Williams, UAB (1996-97)
	Danny Fortson, CIN (1995-96)
14	Aubrey Coleman, HOU (2008-09)
	Charles Gaines, USM (2002-03)
	Kelly Wise, MEM (2001-02)
	Kenyon Martin, CIN (1999-00)

Points, Assists

8	Sean Colson, CHA (1997-98)
4	Antonio Burks, MEM (2002-03)
	Reggie Kohn, USF (2002-03)
	Sean Colson, CHA (1996-97)
	Aaron Hutchins, MQT (1995-96)
3	7 occurrences, three by
	Travis Diener, MQT (04-05, 03-04, 02-03)

C-USA Games

Career

Points, Rebounds

23	Kelly Wise, MEM (1999-02)
20	Jerome Jordan, TLS (2006-10)
19	Kenyon Martin, CIN (1996-2000)
17	Charles Gaines, USM (2002-04)
	DeMarco Johnson, CHA (1995-98)
15	Corey Rouse, ECU (2003-06)
	Carlos Williams, UAB (1995-97)
13	Curtis Withers, CHA (2002-05)
	Omar Sneed, MEM (1997-99)
12	Danny Fortson, CIN (1995-97)
11	Andre Brown, DPU (2000-04)
	Kelly McCarty, USM (1995-98)
	Will Campbell, UAB (2000-02)
10	Kenny Younger, HOU (1996-2000)
	Cam Stephens, CHA (2000-02)

Points, Assists

8	Sean Colson, CHA (1996-98)
5	Antonio Burks, MEM (2001-04)
4	Aaron Hutchins, MQT (1995-98)

Season

Points, Rebounds

11	Chris Massie, MEM (2002-03)
	Kenyon Martin, CIN (1999-00)
10	Quentin Richardson, DPU (1998-99)
9	Jerome Jordan, TLS (2009-10)
	Charles Gaines, USM (2002-03)
	Cam Stephens, CHA (2001-02)
	Carlos Williams, UAB (1996-97)
8	Elijah Millsap, UAB (2009-10)
	Hassan Whiteside, MAR (2009-10)
	Aubrey Coleman, HOU (2008-09)
	Corey Rouse, ECU (2005-06)
	Terrence Leather, USF (2004-05)
	Curtis Withers, CHA (2003-04)
	Charles Gaines, USM (2003-04)
	Louis Truscott, HOU (2002-03)
	Andre Brown, DPU (2001-02)
	Kelly Wise, MEM (2001-02)
	Kelly Wise, MEM (2000-01)
	Omar Sneed, MEM (1997-98)

TRIPLE-DOUBLES

Player	Totals	Opponent/Date
Hassan Whiteside, MAR	14p-11r-13a	vs. UCF, 2/27/10
Hassan Whiteside, MAR	14p-14r-10b	at UCF, 1/13/10
Hassan Whiteside, MAR	17p-14r-11b	vs. Brescia, 12/16/09
Paul Delaney III, UAB	16p-10r-12a	vs. Tulane, 2/4/09
Antonio Anderson, MEM	12p-10r-13a	vs. Lamar, 1/3/08
Ellis Myles, LOU	10p-10r-10a	vs. TCU, 3/10/05
Dwyane Wade, MQT	29p-11r-11a	vs. (1) Kentucky, 3/29/03
Kenny Satterfield, CIN	12p-11r-10a	vs. Tulane, 1/29/01
Kenyon Martin, CIN	28p-13r-10b	vs. Memphis, 1/19/00
Kenyon Martin, CIN	24p-23r-10b	vs. DePaul, 2/21/98
Rayshard Allen, TLN	18p-11r-11a	vs. Lafayette, 12/28/96
Adrian Hillman, USF	13p-12r-10a	vs. Florida Atlantic, 12/4/96

ANNUAL STANDINGS

2009-10

	C-USA		ALL GAMES	
	W/L	Pct.	W/L	Pct.
UTEP #	15-1	.938	26-7	.788
Memphis	13-3	.813	24-10	.706
UAB	11-5	.688	25-9	.735
Marshall	11-5	.688	24-10	.706
Tulsa	10-6	.625	23-12	.657
Southern Miss	8-8	.500	20-14	.588
Houston ↗	7-9	.438	19-16	.543
SMU	7-9	.438	14-17	.452
UCF	6-10	.375	15-17	.469
East Carolina	4-12	.250	10-21	.324
Tulane	3-13	.188	8-22	.276
Rice	1-15	.063	8-23	.258

- C-USA Regular Season Champion ↗ - C-USA Tournament Champion

2008-09

	C-USA		ALL GAMES	
	W/L	Pct.	W/L	Pct.
Memphis # ↗	16-0	1.000	33-4	.892
Tulsa	12-4	.750	25-11	.694
UAB	11-5	.688	22-12	.647
UTEP	10-6	.625	23-14	.622
Houston	10-6	.625	21-12	.636
UCF	7-9	.438	17-14	.548
Marshall	7-9	.438	15-17	.469
Tulane	7-9	.438	14-17	.452
East Carolina	5-11	.313	13-17	.433
Rice	4-12	.250	10-22	.313
Southern Miss	4-12	.250	15-17	.469
SMU	3-13	.188	9-21	.300

- C-USA Regular Season Champion ↗ - C-USA Tournament Champion

2007-08

	C-USA		ALL GAMES	
	W/L	Pct.	W/L	Pct.
Memphis # ↗	16-0	1.000	38-2	.950
UAB	12-4	.750	23-11	.676
Houston	11-5	.688	24-10	.706
UCF	9-7	.563	16-15	.516
Southern Miss	9-7	.563	19-14	.576
UTEP	8-8	.500	19-14	.576
Tulsa	8-8	.500	25-14	.641
Marshall	8-8	.500	16-14	.533
Tulane	6-10	.375	17-15	.531
East Carolina	5-11	.313	11-19	.367
SMU	4-12	.250	10-20	.333
Rice	0-16	.000	3-27	.100

- C-USA Regular Season Champion ↗ - C-USA Tournament Champion

2006-07

	C-USA		ALL GAMES	
	W/L	Pct.	W/L	Pct.
Memphis # ↗	16-0	1.000	33-4	.892
UCF	11-5	.688	22-9	.710
Houston	10-6	.625	18-15	.545
Tulane	9-7	.563	17-13	.567
Tulsa	9-7	.563	20-11	.645
Southern Miss	9-7	.563	20-11	.645
Rice	8-8	.500	16-16	.500
Marshall	7-9	.438	13-19	.406
UAB	7-9	.438	15-16	.484
UTEP	6-10	.375	14-17	.452
SMU	3-13	.188	14-17	.452
East Carolina	1-15	.063	6-24	.200

C-USA Regular Season Champion ↗ - C-USA Tournament Champion

2005-06

	C-USA		ALL GAMES	
	W/L	Pct.	W/L	Pct.
Memphis # ↗	13-1	.929	33-4	.892
UAB	12-2	.857	24-7	.774
UTEP	11-3	.786	21-10	.677
Houston	9-5	.643	21-10	.677
UCF	7-7	.500	14-15	.467
Tulsa	6-8	.429	11-17	.393
Rice	6-8	.429	12-16	.429
Tulane	6-8	.429	12-17	.414
Marshall	5-9	.357	12-16	.429
SMU	4-10	.286	13-16	.448
Southern Miss	3-11	.214	10-21	.323
East Carolina	2-12	.143	8-20	.286

C-USA Regular Season Champion ↗ - C-USA Tournament Champion

2004-05

	C-USA		ALL GAMES	
	W/L	Pct.	W/L	Pct.
Louisville # ↗	14-2	.875	33-5	.868
Charlotte	12-4	.750	21-8	.724
Cincinnati	12-4	.750	25-8	.758
UAB	10-6	.625	22-11	.667
DePaul	10-6	.625	20-11	.645
Houston	9-7	.563	18-14	.563
Memphis	9-7	.563	22-16	.579
TCU	8-8	.563	21-14	.600
Marquette	7-9	.438	19-12	.613
Saint Louis	6-10	.375	9-21	.300
USF	5-11	.313	14-16	.467
Tulane	4-12	.250	10-18	.357
East Carolina	4-12	.250	9-19	.321
Southern Miss	2-14	.125	11-17	.393

C-USA Regular Season Champion ↗ - C-USA Tournament Champion

2003-04

	C-USA		ALL GAMES	
	W/L	Pct.	W/L	Pct.
DePaul #	12-4	.750	22-10	.688
Memphis #	12-4	.750	22-8	.733
Cincinnati # →	12-4	.750	25-7	.781
UAB #	12-4	.750	22-10	.688
Charlotte #	12-4	.750	21-9	.700
Louisville	9-7	.563	20-10	.667
Saint Louis	9-7	.563	19-13	.594
Marquette	8-8	.500	19-12	.613
TCU	7-9	.438	12-17	.414
Southern Miss	6-10	.375	13-15	.464
East Carolina	5-11	.313	13-14	.481
Tulane	4-12	.250	11-17	.393
Houston	3-13	.188	9-18	.333
USF	1-15	.063	7-20	.259

C-USA Regular Season Champions → - C-USA Tournament Champion

2002-03

	C-USA		ALL GAMES	
	W-L	Pct.	W-L	Pct.
American Division				
Marquette #	14-2	.875	27-6	.844
Louisville →	11-5	.688	25-7	.781
Saint Louis	9-7	.562	16-14	.533
Cincinnati	9-7	.562	17-12	.586
DePaul	8-8	.500	16-13	.552
Charlotte	8-8	.500	13-16	.448
East Carolina	3-13	.188	12-15	.444
National Division				
Memphis	13-3	.813	23-7	.767
Tulane	8-8	.500	16-15	.516
UAB	8-8	.500	21-13	.618
USF	7-9	.438	15-14	.517
Houston	6-10	.375	8-20	.286
Southern Miss	5-11	.313	13-16	.448
TCU	3-13	.188	9-19	.321

C-USA Regular Season Champion → - C-USA Tournament Champion

2001-02

	C-USA		ALL GAMES	
	W-L	Pct.	W-L	Pct.
American Division				
Cincinnati # →	14-2	.875	31-4	.886
Marquette	13-3	.813	26-7	.788
Charlotte	11-5	.688	18-12	.600
Saint Louis	9-7	.563	15-16	.484
Louisville	8-8	.500	19-13	.594
East Carolina	5-11	.313	12-18	.400
DePaul	2-14	.125	9-19	.321
National Division				
Memphis	12-4	.750	27-9	.750
Houston	9-7	.563	18-15	.545
USF	8-8	.500	19-13	.594
UAB	6-10	.375	13-17	.433
TCU	6-10	.375	16-15	.516
Tulane	5-11	.313	14-15	.483
Southern Miss	4-12	.250	10-17	.370

C-USA Regular Season Champion → - C-USA Tournament Champion

2000-01

	C-USA		ALL GAMES	
	W-L	Pct.	W-L	Pct.
American Division				
Cincinnati #	11-5	.688	25-10	.714
Charlotte →	10-6	.625	22-11	.667
Marquette	9-7	.563	15-14	.517
Saint Louis	8-8	.500	17-14	.548
Louisville	8-8	.500	12-19	.387
DePaul	4-12	.250	12-18	.400
National Division				
Southern Miss #	11-5	.688	22-9	.710
Memphis	10-6	.625	21-15	.583
USF	9-7	.563	18-13	.581
UAB	8-8	.500	17-14	.548
Houston	6-10	.375	9-20	.310
Tulane	2-14	.125	9-21	.300

C-USA Regular Season Champions → - C-USA Tournament Champion

1999-2000

	C-USA		ALL GAMES	
	W-L	Pct.	W-L	Pct.
American Division				
Cincinnati #	16-0	1.000	29-4	.879
Louisville	10-6	.625	19-12	.613
DePaul	9-7	.563	21-12	.636
Marquette	8-8	.500	15-14	.517
Saint Louis →	7-9	.438	19-14	.576
Charlotte	7-9	.438	17-15	.531
National Division				
Tulane	8-8	.500	20-11	.645
USF	8-8	.500	17-14	.548
Southern Miss	7-9	.438	17-12	.586
UAB	7-9	.438	14-14	.500
Memphis	7-9	.438	15-16	.484
Houston	2-14	.125	9-22	.290

C-USA Regular Season Champion → - C-USA Tournament Champion

1998-99

	C-USA		ALL GAMES	
	W-L	Pct.	W-L	Pct.
American Division				
Cincinnati #	12-4	.750	27-6	.818
Louisville	11-5	.688	19-11	.633
Charlotte →	10-6	.625	23-11	.676
DePaul	10-6	.625	18-13	.581
Saint Louis	8-8	.500	15-16	.484
Marquette	6-10	.375	14-15	.483
National Division				
UAB	10-6	.600	20-12	.625
Southern Miss	6-10	.375	14-16	.467
USF	6-10	.375	14-14	.500
Memphis	6-10	.375	13-15	.464
Tulane	6-10	.375	12-15	.444
Houston	5-11	.313	10-17	.370

C-USA Regular Season Champion → - C-USA Tournament Champion

1997-98

	C-USA		ALL GAMES	
	W-L	Pct.	W-L	Pct.
American Division				
Cincinnati # →	14-2	.875	27-6	.818
Charlotte	13-3	.813	20-11	.645
Saint Louis	11-5	.688	22-11	.667
Marquette	8-8	.500	20-11	.645
Louisville	5-11	.313	12-20	.375
DePaul	3-13	.188	7-23	.233
National Division				
Memphis	12-4	.750	17-12	.586
UAB	10-6	.625	21-12	.636
Southern Miss	9-7	.563	22-11	.667
USF	7-9	.438	17-13	.567
Houston	2-14	.125	9-20	.310
Tulane	2-14	.125	7-22	.241

C-USA Regular Season Champion → - C-USA Tournament Champion

1996-97

	C-USA		ALL GAMES	
	W-L	Pct.	W-L	Pct.
Red Division				
Tulane	11-3	.786	20-11	.645
UAB	7-7	.500	18-14	.563
Southern Miss	6-8	.429	12-15	.444
USF	2-12	.143	8-19	.296
White Division				
Charlotte	10-4	.714	22-9	.710
Memphis	10-4	.714	16-15	.516
Louisville	9-5	.643	26-9	.743
Houston	3-11	.214	11-16	.407
Blue Division				
Cincinnati #	12-2	.857	26-8	.765
Marquette →	9-5	.643	22-9	.710
Saint Louis	4-10	.286	11-18	.379
DePaul	1-13	.071	3-23	.130

C-USA Regular Season Champion → - C-USA Tournament Champion

1995-96

	C-USA		ALL GAMES	
	W-L	Pct.	W-L	Pct.
Red Division				
Tulane	9-5	.643	22-10	.688
UAB	6-8	.429	16-14	.533
Southern Miss	6-8	.429	12-15	.444
USF	2-12	.143	12-16	.429
White Division				
Memphis #	11-3	.786	22-8	.733
Louisville	10-4	.714	22-12	.647
Charlotte	6-8	.429	14-15	.483
Blue Division				
Cincinnati # →	11-3	.786	28-5	.848
Marquette	10-4	.714	23-8	.742
Saint Louis	4-10	.286	16-14	.533
DePaul	2-12	.143	11-18	.379

C-USA Regular Season Champions → - C-USA Tournament Champion

ANNUAL LEADERS - INDIVIDUAL

Scoring		G	FG	3FG	Ft	Pts
2009-10	Aubrey Coleman, HOU	35	305	51	235	896
2008-09	Jermaine Taylor, UCF	31	291	92	138	812
2007-08	Robert McKiver, HOU	34	233	145	190	801
2006-07	Morris Almond, RICE	32	263	77	241	844
2005-06	Rodney Carney, MEM	37	220	102	94	636
2004-05	Rodney Carney, MEM	38	211	76	109	607
2003-04	Travis Diener, MRQ	31	179	90	136	584
2002-03	Dwyane Wade, MRQ	33	251	14	194	710
2001-02	Steve Logan, CIN	25	246	86	192	770
2000-01	Steve Logan, CIN	34	193	79	132	597
1999-00	Justin Love, SLU	33	190	71	151	602
1998-99	Quentin Richardson, DPU	31	203	44	136	586
1997-98	Larry Hughes, SLU	32	224	42	180	670
1996-97	Danny Fortson, CIN	33	243	0	217	703
1995-96	Danny Fortson, CIN	33	222	0	220	664

Scoring Average		G	FG	3FG	Ft	Pts	Avg
2009-10	Aubrey Coleman, HOU	35	305	51	235	896	25.6
2008-09	Jermaine Taylor, UCF	31	291	92	138	812	26.2
2007-08	Stefon Jackson, UTEP	33	261	35	221	778	23.6
2006-07	Morris Almond, RICE	32	263	77	241	844	26.4
2005-06	Morris Almond, RICE	28	224	48	116	612	21.9
2004-05	Andre Owens, HOU	32	195	100	95	585	18.3
2003-04	Travis Diener, MRQ	31	179	90	136	584	18.8
2002-03	Dwyane Wade, MRQ	33	251	14	194	710	21.5
2001-02	Steve Logan, CIN	25	246	86	192	770	22.0
2000-01	Altron Jackson, USF	31	231	32	93	587	18.9
1999-00	Kenyon Martin, CIN	31	221	Ê2	141	585	18.9
1998-99	Gee Gervin, Jr., HOU	27	177	62	140	556	20.6
1997-98	DeMarco Johnson, CHA	31	238	18	159	653	21.1
1996-97	Danny Fortson, CIN	33	243	Ê0	217	703	21.4
1995-96	Carlos Williams, UAB	30	223	49	112	607	20.2

Rebounds		G	Reb
2009-10	Elijah Millsap, UAB	34	324
2008-09	Lawrence Kinnard, UAB	33	297
2007-08	Joey Dorsey, MEM	38	362
2006-07	Joey Dorsey, MEM	37	347
2005-06	Corey Rouse, ECU	28	301
2004-05	Ellis Myles, LOU	37	341
2003-04	Charles Gaines, USM	28	290
2002-03	Louis Truscott, HOU	28	315
2001-02	Kelly Wise, MEM	32	330
2000-01	Kelly Wise, MEM	36	363
1999-00	Quentin Richardson, DPU	33	325
1998-99	Quentin Richardson, DPU	31	327
1997-98	De Marco Johnson, CHA	31	280
1996-97	Carlos Williams, UAB	32	318
1995-96	Danny Fortson, CIN	33	316

Rebounding Average		G	Reb	Avg
2009-10	Elijah Millsap, UAB	34	324	9.5
2008-09	Lawrence Kinnard, UAB	33	297	9.0
2007-08	Joey Dorsey, MEM	38	362	9.5
2006-07	Joey Dorsey, MEM	37	347	9.4
2005-06	Corey Rouse, ECU	28	301	10.8
2004-05	Corey Rouse, ECU	28	285	10.2
2003-04	Charles Gaines, USM	28	290	10.4

2002-03	Louis Truscott, HOU	28	315	11.2
2001-02	Kelly Wise, MEM	32	330	10.3
2000-01	Kelly Wise, MEM	36	363	10.1
1999-00	Quentin Richardson, DPU	33	325	9.8
1998-99	Quentin Richardson, DPU	31	327	10.5
1997-98	Omar Sneed, MEM	29	266	9.2
1996-97	Carlos Williams, UAB	32	318	9.9
1995-96	Lorenzen Wright, MEM	30	313	10.4

Field Goal Pct		G	FG	FGA	Pct
2009-10	Darrius Morrow, ECU	28	119	205	.580
2008-09	Jerome Jordan, TLS	34	174	296	.588
2007-08	Robinson Louisme, TLN	32	127	211	.602
2006-07	John Fields, ECU	25	88	141	.624
2005-06	Quincy Davis, TLN	29	147	253	.581
2004-05	Quincy Davis, TLN	28	153	250	.612
2003-04	Tom Frericks, SLU	24	78	136	.574
2002-03	Chris Massie, MEM	23	151	251	.602
2001-02	Louis Truscott, HOU	32	162	282	.574
2000-01	Vandarel Jones, USM	31	140	227	.617
1999-00	Kenyon Martin, CIN	31	221	389	.568
1998-99	Pete Mickeal, CIN	33	182	312	.583
1997-98	Omar Sneed, MEM	29	231	395	.585
1996-97	Danny Fortson, CIN	33	243	392	.620
1995-96	Rayshard Allen, TLN	31	150	261	.575

Free Throw Pct		G	FT	FTA	Pct
2009-10	Damier Pitts, MAR	31	89	107	.832
2008-09	Connor Frizzelle, RICE	32	71	82	.866
2007-08	Robert McKiver, HOU	34	190	215	.884
2006-07	Rod Earls, TLS	31	67	76	.882
2005-06	Brett McDade, TLS	28	96	114	.842
2004-05	Drake Diener, DPU	31	70	77	.909
2003-04	Steve Novak, MRQ	31	62	68	.912
2002-03	Junior Blount, TCU	28	114	129	.884
2001-02	Jobey Thomas, CHA	30	98	109	.899
2000-01	Jobey Thomas, CHA	33	80	88	.909
1999-00	Justin Love, SLU	33	151	184	.821
1998-99	Neil Reed, USM	28	131	155	.845
1997-98	Sean Colson, CHA	29	105	119	.882
1996-97	Roderick Howard, CHA	31	62	70	.886
1995-96	Roderick Howard, CHA	29	93	103	.903

Three-Point Field Goal Pct		G	FG	FGA	Pct
2009-10	Isaac Sosa, UCF	32	73	171	.427
2008-09	Rodney Foster, RICE	32	70	159	.440
2007-08	Dave Noel, UCF	31	40	88	.455
2006-07	Morris Almond, RICE	32	77	169	.456
2005-06	Caldell Johnson, UAB	31	41	86	.477
2004-05	Drake Diener, DPU	31	85	184	.462
2003-04	Drake Diener, DPU	32	68	148	.459
2002-03	Steve Novak, MRQ	33	58	109	.505
2001-02	Travis Diener, MRQ	33	57	129	.442
2000-01	Reece Gaines, LOU	30	40	94	.426
1999-00	Justin Love, SLU	33	71	167	.425
1998-99	Gee Gervin, Jr., HOU	27	62	155	.400
1997-98	Detric Golden, MEM	29	47	107	.439
1996-97	Willie Byrd, HOU	26	26	63	.413
1995-96	Carlos McCauley, SLU	30	40	91	.440

Three-Point FG Made		G	Total
2009-10	Kelvin Lewis, HOU	35	102
2008-09	Robert Vaden, UAB	33	106
2007-08	Robert McKiver, HOU	34	145
2006-07	Robert McKiver, HOU	33	116
2005-06	Marvett McDonald, UAB	31	96
2004-05	Taquan Dean, LOU	37	122
2003-04	Brendan Plavich, CHA	29	97
2002-03	Demon Brown, CHA	29	137
2001-02	Jobey Thomas, CHA	30	110
2000-01	Jobey Thomas, CHA	33	88
1999-00	Jobey Thomas, CHA	33	81
1998-99	Diego Guevara, CHA	33	80
1997-98	Jimmie Floyd, USM	33	80
1996-97	Darnell Burton, CIN	33	94
1995-96	Darnell Burton, CIN	31	89

Assists		G	Ast
2009-10	Julyan Stone, UTEP	31	180
2008-09	Brock Young, ECU	30	227
2007-08	Derrick Rose, MEM	40	189
2006-07	Darrell Jenkins, ECU	30	166
2005-06	Cardell Johnson, UAB	31	194
2004-05	Brian Swift, USF	30	161
2003-04	Travis Diener, MRQ	31	187
2002-03	Reggie Kohn, USF	29	180
2001-02	Reggie Kohn, USF	32	220
2000-01	Imari Sawyer, DPU	30	179
1999-00	Kenny Satterfield, CIN	33	178
1998-99	Diego Guevara, CHA	33	125
1997-98	Sean Colson, CHA	29	231
1996-97	Sean Colson, CHA	31	196
1995-96	Aaron Hutchins, MRQ	31	215

Assists Average		G	Ast	Avg
2009-10	Brock Young, ECU	31	171	5.52
2008-09	Brock Young, ECU	30	227	7.57
2007-08	Darrell Jenkins, ECU	30	181	6.03
2006-07	Darrell Jenkins, ECU	30	166	5.53
2005-06	Cardell Johnson, UAB	31	194	6.26
2004-05	Brian Swift, USF	30	161	5.37
2003-04	Travis Diener, MRQ	31	187	6.03
2002-03	Reggie Kohn, USF	29	180	6.21
2001-02	Reggie Kohn, USF	32	220	6.88
2000-01	Imari Sawyer, DPU	30	179	5.97
1999-00	Kenny Satterfield, CIN	33	178	5.39
1998-99	Gee Gervin, Jr., HOU	27	106	3.93
1997-98	Sean Colson, CHA	29	231	7.97
1996-97	Sean Colson, CHA	31	196	6.32
1995-96	Aaron Hutchins, MRQ	31	215	6.94

Blocked Shots		G	Blk
2009-10	Hassan Whiteside, MAR	34	182
2008-09	Jerome Jordan, TLS	34	88
2007-08	Jerome Jordan, TLS	39	143
2006-07	Joey Dorsey, MEM	37	81
2005-06	Joey Dorsey, MEM	37	66
2004-05	Jason Maxiell, CIN	33	90
2003-04	Anwar Ferguson, HOU	27	111
2002-03	Moussa Badiane, ECU	27	62
2001-02	Moussa Badiane, ECU	24	87

2000-01	Vandarel Jones, USM	31	77
1999-00	Kenyon Martin, CIN	31	107
1998-99	Kenyon Martin, CIN	33	77
1997-98	Kenyon Martin, CIN	30	82
1996-97	Faisal Abraham, MRQ	30	84
1995-96	Lawrence Nelson, TLN	31	62

Blocked Shots Average		G	Blk	Avg
2009-10	Hassan Whiteside, MAR	34	182	5.35
2008-09	Jerome Jordan, TLS	34	88	2.59
2007-08	Jerome Jordan, TLS	39	143	3.67
2006-07	Bamba Fall, SMU	25	62	2.48
2005-06	Joey Dorsey, MEM	37	66	1.78
2004-05	Moussa Badiane, ECU	27	75	2.78
2003-04	Anwar Ferguson, HOU	27	111	4.11
2002-03	Moussa Badiane, ECU	27	62	2.30
2001-02	Moussa Badiane, ECU	24	87	3.62
2000-01	Vandarel Jones, USM	31	77	2.48
1999-00	Kenyon Martin, CIN	31	107	3.45
1998-99	Kenyon Martin, CIN	33	77	2.33
1997-98	Kenyon Martin, CIN	30	82	2.73
1996-97	Faisal Abraham, MRQ	30	84	2.80
1995-96	Lawrence Nelson, TLN	31	62	2.00

Steals		G	Steals
2009-10	Aubrey Coleman, HOU	35	93
2008-09	Aubrey Coleman, HOU	31	72
2007-08	Robert McKiver, HOU	34	56
2006-07	Oliver Lafayette, HOU	33	78
2005-06	Oliver Lafayette, HOU	31	105
2004-05	Eddie Basden, CHA	29	93
2003-04	Antonio Burks, MEM	30	71
	Cardell Johnson, UAB	32	71
2002-03	Eric Bush, UAB	34	105
2001-02	Dwyane Wade, MRQ	32	79
2000-01	Dominic Smith, HOU	29	65
1999-00	Rashon Burno, DPU	32	80
1998-99	Damon Cobb, UAB	32	76
1997-98	Willie Coleman, DPU	30	100
1996-97	Chris Garner, MEM	31	85
	Alvin Sims, LOU	35	85
1995-96	Alvin Sims, LOU	34	84

Steals Average		G	Stls	Avg
2009-10	Aubrey Coleman, HOU	34	182	5.35
2008-09	Aubrey Coleman, HOU	31	72	2.32
2007-08	Mark Dorris, MAR	30	55	1.83
2006-07	Oliver Lafayette, HOU	33	78	2.36
2005-06	Oliver Lafayette, HOU	31	105	3.39
2004-05	Eddie Basden, CHA	29	93	3.21
2003-04	Antonio Burks, MEM	30	71	2.37
2002-03	Eric Bush, UAB	34	105	3.09
2001-02	Dwyane Wade, MRQ	32	79	2.47
2000-01	Dominic Smith, HOU	29	65	2.24
1999-00	Rashon Burno, DPU	32	80	2.50
1998-99	Damon Cobb, UAB	32	76	2.38
1997-98	Willie Coleman, DPU	30	100	3.33
1996-97	Chris Garner, MEM	31	85	2.74
1995-96	Jermaine Watts, DPU	29	75	2.59

ANNUAL LEADERS - TEAM

Scoring Average

		G	Pts	Avg
2009-10	Marshall	34	2717	79.9
2008-09	Houston	32	2456	76.8
2007-08	Memphis	40	3196	79.9
2006-07	Memphis	37	2918	78.9
2005-06	Memphis	37	2961	80.0
2004-05	Louisville	38	3066	80.7
2003-04	Charlotte	30	2374	79.1
2002-03	Louisville	32	2612	81.6
2001-02	TCU	31	2645	85.3
2000-01	Charlotte	33	2583	78.3
1999-00	Cincinnati	33	2560	77.5
1998-99	Louisville	30	2306	76.9
1997-98	Cincinnati	33	2510	76.1
1996-97	Cincinnati	34	2743	80.7
1995-96	Cincinnati	33	2627	79.6

Scoring Margin

		G	Pts	Avg	Opp Pts	Opp Avg	MAR
2009-10	Marshall	37	2717	79.9	2347	69.0	+10.9
2008-09	Memphis	34	2518	74.1	1934	56.9	+17.2
2007-08	Memphis	40	3196	79.9	2477	61.9	+18.0
2006-07	Memphis	37	2918	78.9	2333	63.1	+15.8
2005-06	Memphis	37	2961	80.0	2422	65.5	+14.6
2004-05	Louisville	38	3066	80.7	2436	64.1	+16.6
2003-04	Cincinnati	32	2455	76.7	2056	64.2	+12.5
2002-03	Louisville	32	2612	81.6	2197	68.7	13.0
2001-02	Cincinnati	35	2738	78.2	2115	60.4	+17.8
2000-01	Cincinnati	35	2586	73.9	2294	65.5	+8.3
1999-00	Cincinnati	33	2560	77.6	2028	61.5	+16.1
1998-99	Cincinnati	33	2306	73.9	2020	61.2	+12.7
1997-98	Cincinnati	33	2510	76.1	2085	63.2	+12.9
1996-97	Cincinnati	34	2743	80.7	2226	65.5	+15.2
1995-96	Cincinnati	33	2627	79.6	2151	65.2	+14.4

Scoring Defense

		G	Opp Pts	Avg
2009-10	Southern Miss	34	2034	59.8
2008-09	Memphis	34	1934	56.9
2007-08	Memphis	40	2477	61.9
2006-07	Tulsa	31	1932	62.3
2005-06	UTEP	31	1843	59.5
2004-05	Saint Louis	30	1824	60.8
2003-04	Saint Louis	32	1918	59.9
2002-03	Saint Louis	30	1822	60.7
2001-02	Cincinnati	35	2115	60.4
2000-01	Southern Miss	31	1936	62.5
1999-00	Cincinnati	33	2028	61.5
1998-99	Southern Miss	30	1835	61.2
	Cincinnati	33	2020	61.2
1997-98	Marquette	31	1860	60.0
1996-97	Marquette	31	1791	57.8
1995-96	Marquette	31	1964	63.4

Field Goal Pct Defense

		G	Opp FG-A	Avg
2009-10	UTEP	33	707-1804	.392
2008-09	Memphis	34	671-1855	.362
2007-08	Memphis	40	893-2286	.391
2006-07	Tulsa	31	649-1667	.389
2005-06	Memphis	37	795-2094	.380
2004-05	Cincinnati	33	749-2008	.373
2003-04	Louisville	30	638-1672	.382
2002-03	USF	29	696-1744	.399
2001-02	Cincinnati	35	761-2035	.374
2000-01	Saint Louis	31	667-1682	.397
1999-00	Cincinnati	33	743-1940	.383
1998-99	Cincinnati	33	703-1841	.382
1997-98	Marquette	31	672-1729	.389
1996-97	Marquette	31	628-1735	.362
1995-96	Marquette	31	682-1772	.385

Rebounding Average

		G	Reb	Avg
2009-10	Marshall	34	1327	39.0
2008-09	Memphis	34	1342	39.5
2007-08	Memphis	40	1620	40.5
2006-07	Tulsa	31	1230	39.7
2005-06	Memphis	37	1528	41.3
2004-05	Cincinnati	33	1355	41.1
2003-04	Charlotte	30	1220	40.7
2002-03	Memphis	30	1203	40.1
2001-02	Memphis	36	1539	42.8
2000-01	UAB	31	1274	41.1
1999-00	DePaul	33	1303	39.5
1998-99	DePaul	31	1268	40.9
1997-98	UAB	33	1326	40.2
1996-97	Cincinnati	34	1357	39.9
1995-96	Cincinnati	33	1360	41.2

Rebounding Margin

		G	Reb	Avg	Opp Reb	Opp Avg	MAR
2009-10	Southern Miss	34	1285	37.8	1047	30.8	+7.0
2008-09	Memphis	34	1342	39.5	1132	33.3	+6.2
2007-08	Southern Miss	33	1257	38.1	1044	31.6	+6.5
2006-07	Southern Miss	31	1196	38.6	972	31.4	+7.2
2005-06	Memphis	37	1528	41.3	1281	34.6	+6.7
2004-05	Louisville	38	1475	38.8	1253	33.0	+5.8
2003-04	East Carolina	27	1073	39.7	934	34.6	+5.1
2002-03	DePaul	29	1075	37.1	875	30.2	+6.9
2001-02	Memphis	36	1539	42.8	1303	36.2	+6.6
2000-01	UAB	31	1274	41.1	1152	37.2	+3.9
1999-00	DePaul	33	1303	39.5	1039	31.5	+8.0
1998-99	Cincinnati	33	1290	39.1	1080	32.7	+6.4
1997-98	Cincinnati	33	1318	39.9	1040	31.5	+8.4
1996-97	Cincinnati	34	1357	39.9	1040	30.6	+9.3
1995-96	Cincinnati	33	1360	41.2	1101	33.4	+7.8

Field Goal Pct

		G	FG-A	Avg
2009-10	Marshall	34	949-1985	.478
2008-09	UAB	33	854-1872	.456
2007-08	Memphis	40	1143-2454	.466
2006-07	UCF	31	762-1621	.470
2005-06	UAB	31	822-1816	.453
2004-05	Louisville	38	1011-2165	.467
2003-04	DePaul	32	813-1755	.463
2002-03	Marquette	33	901-1871	.482
2001-02	Houston	33	828-1749	.473
2000-01	Saint Louis	31	759-1663	.456
1999-00	Cincinnati	33	898-1871	.480
1998-99	Louisville	30	844-1791	.471
1997-98	Southern Miss	33	809-1717	.471
1996-97	Cincinnati	34	962-1938	.496
1995-96	Louisville	34	925-1906	.485

Three-Point Field Goal Pct

		G	FG-A	Avg
2009-10	Memphis	34	284-732	.388
2008-09	Rice	32	218-570	.382
2007-08	East Carolina	30	232-604	.384
2006-07	UCF	31	239-606	.394
2005-06	UCF	29	206-565	.365
2004-05	Louisville	38	361-906	.398
2003-04	Marquette	31	231-575	.402
2002-03	Marquette	33	202-508	.398
2001-02	Houston	33	149-389	.383
2000-01	Saint Louis	31	115-298	.386
1999-00	USF	31	208-572	.364
1998-99	Charlotte	34	251-672	.374
1997-98	UAB	33	185-504	.367
1996-97	Houston	27	140-376	.372
1995-96	Marquette	31	215-599	.359

Three-Point FG Made Per Game		G	3FG	Avg
2009-10	Memphis	34	284	8.35
2008-09	East Carolina	30	261	8.70
2007-08	Houston	34	375	11.03
2006-07	Houston	33	330	10.00
2005-06	Houston	31	286	9.23
2004-05	Louisville	38	361	9.50
2003-04	Memphis	30	259	8.63
2002-03	Louisville	32	272	8.50
2001-02	Charlotte	30	247	8.23
2000-01	Charlotte	33	305	9.24
1999-00	Charlotte	33	266	8.06
1998-99	UAB	34	251	7.38
1997-98	Louisville	32	221	6.91
1996-97	Louisville	35	234	6.69
1995-96	Southern Miss	27	195	7.22

Free Throw Pct		G	Ft-A	Pct
2009-10	Southern Miss	34	529-733	.722
2008-09	UCF	31	432-578	.747
2007-08	Houston	34	552-717	.770
2006-07	UCF	31	495-684	.724
2005-06	Rice	28	425-582	.730
2004-05	Southern Miss	28	443-606	.731
2003-04	Louisville	30	480-641	.749
2002-03	Marquette	33	585-759	.771
2001-02	Cincinnati	35	595-839	.709
2000-01	Marquette	29	460-647	.711
1999-00	Charlotte	33	386-547	.706
1998-99	Southern Miss	30	445-626	.711
1997-98	Charlotte	31	471-665	.708
1996-97	Charlotte	31	499-676	.738
1995-96	Marquette	31	460-644	.714

Assists		G	Ast
2009-10	Marshall	34	549
2008-09	UCF	31	478
2007-08	Memphis	40	637
2006-07	Memphis	37	537
2005-06	UAB	31	482
2004-05	Louisville	38	590
2003-04	UAB	32	564
2002-03	Louisville	32	529
2001-02	USF	32	557
2000-01	Memphis	36	558
1999-00	USF	31	529
1998-99	Louisville	30	503
1997-98	Louisville	32	509
1996-97	Louisville	34	523
1995-96	Cincinnati	33	546

Assists Average		G	Ast	Avg
2009-10	Marshall	34	549	16.15
2008-09	UCF	31	478	15.42
2007-08	Memphis	40	637	15.93
2006-07	UTEP	31	474	15.29
2005-06	UAB	31	482	15.55
2004-05	UAB	33	516	15.64
2003-04	UAB	32	564	17.62
2002-03	Louisville	32	529	16.53
2001-02	USF	32	557	17.41
2000-01	USF	31	518	16.71
1999-00	USF	31	529	17.06
1998-99	Louisville	30	503	16.77
1997-98	Louisville	32	509	15.91
1996-97	Tulane	31	504	16.26
1995-96	Tulane	32	532	16.63

Blocked Shots		G	Blk
2009-10	Marshall	34	268
2008-09	Memphis	34	210
2007-08	Memphis	40	244
2006-07	Memphis	37	217
2005-06	Memphis	37	235
2004-05	Cincinnati	33	225
2003-04	Cincinnati	32	168
2002-03	Memphis	30	152
2001-02	Memphis	36	157
2000-01	Memphis	36	183
1999-00	Cincinnati	33	223
1998-99	Memphis	28	161
1997-98	Tulane	29	152
1996-97	Marquette	31	179
1995-96	Tulane	32	175

Blocked Shots Avg		G	Blk	Avg
2009-10	Marshall	34	268	7.88
2008-09	Memphis	34	210	6.18
2007-08	Memphis	40	244	6.10
2006-07	Tulane	30	188	6.27
2005-06	Memphis	37	235	6.35
2004-05	Cincinnati	33	225	6.82
2003-04	Houston	27	151	5.59
2002-03	Memphis	30	152	5.07
2001-02	East Carolina	30	140	4.67
2000-01	Memphis	36	183	5.08
1999-00	Cincinnati	33	223	6.76
1998-99	Memphis	28	161	5.75
1997-98	Tulane	29	152	5.24
1996-97	Marquette	31	179	5.77
1995-96	Tulane	32	175	5.47

Steals		G	Stls
2009-10	Houston	35	329
2008-09	Memphis	34	300
2007-08	Memphis	40	337
2006-07	Memphis	37	344
2005-06	Houston	31	385
2004-05	UAB	33	382
2003-04	UAB	32	371
2002-03	UAB	34	395
2001-02	USF	32	293
2000-01	USF	31	290
1999-00	USF	31	318
1998-99	UAB	32	290
1997-98	USF	30	297
1996-97	Tulane	31	323
1995-96	Tulane	32	329

Steals Average		G	Stls	Avg
2009-10	Houston	35	329	9.40
2008-09	Memphis	34	300	8.82
2007-08	Houston	34	289	8.50
2006-07	Memphis	37	344	9.30
2005-06	Houston	31	385	12.42
2004-05	UAB	33	382	11.58
2003-04	UAB	32	371	11.59
2002-03	UAB	34	395	11.62
2001-02	USF	32	293	9.16
2000-01	USF	31	290	9.35
1999-00	USF	31	318	10.26
1998-99	Tulane	27	279	10.33
1997-98	Memphis	29	292	10.07
1996-97	Tulane	31	323	10.42
1995-96	Tulane	32	329	10.28

ALL-TIME AWARDS

2010

All-Conference First Team

All-Conference First Team
Aubrey Coleman, Houston
Randy Culpepper, UTEP
Elijah Millsap, UAB
Ben Uzoh, Tulsa
Elliot Williams, Memphis

All-Conference Second Team

Derrick Character, UTEP
Gary Flowers, Southern Miss
Jerome Jordan, Tulsa
Hassan Whiteside, Marshall
Tyler Wilkerson, Marshall

All-Conference Third Team

Papa Dia, SMU
Aaron Johnson, UAB
Derek Williams, SMU
Wesley Witherspoon, Memphis
Brock Young, East Carolina

2009

All-Conference First Team

Aubrey Coleman, Houston
Tyreke Evans, Memphis
Stefon Jackson, UTEP
Jerome Jordan, Tulsa
Jermaine Taylor, UCF

All-Conference Second Team

Antonio Anderson, Memphis
Paul Delaney III, UAB
Robert Dozier, Memphis
Ben Uzoh, Tulsa
Robert Vaden, UAB

All-Conference Third Team

Randy Culpepper, UTEP
Markel Humphrey, Marshall
Lawrence Kinnard, UAB
Kelvin Lewis, Houston
Jeremy Wise, Southern Miss

2008

All-Conference First Team

Chris Douglas-Roberts, Memphis
Stefon Jackson, UTEP
Robert McKiver, Houston
Derrick Rose, Memphis
Robert Vaden, UAB

All-Conference Second Team

Joey Dorsey, Memphis
David Gomez, Tulane
Jermaine Taylor, UCF
Ben Uzoh, Tulsa
Jeremy Wise, Southern Miss

All-Conference Third Team

Dion Dowell, Houston
Robert Dozier, Memphis
Markel Humphrey, Marshall
Jon Killen, SMU
Lawrence Kinnard, UAB

2007

All-Conference First Team

Morris Almond, Rice
Paul Delaney III, UAB
Joey Dorsey, Memphis
Chris Douglas-Roberts, Memphis
Robert McKiver, Houston

All-Conference Second Team

Jeremy Hunt, Memphis
Stefon Jackson, UTEP
Oliver Lafayette, Houston
Josh Peppers, UCF
Jeremy Wise, Southern Miss

All-Conference Third Team

Rod Earls, Tulsa
David Gomez, Tulane
Markel Humphrey, Marshall
Wen Mukubu, UAB
Ike Ofoegbu, SMU

2006

All-Conference First Team

Morris Almond, Rice
Rodney Carney, Memphis
Cardell "Squeaky" Johnson, UAB
John Tofi, UTEP
Darius Washington Jr., Memphis

All-Conference Second Team

Ramon Dyer, Houston
Oliver Lafayette, Houston
Marvett McDonald, UAB
Corey Rouse, East Carolina
Jason Williams, UTEP

All-Conference Third Team

Quincy Davis, Tulane
Bryan Hopkins, SMU
Mark Patton, Marshall
Lanny Smith, Houston
Shawne Williams, Memphis

2005

All-Conference First Team

Eddie Basden, Charlotte
Travis Diener, Marquette
Francisco Garcia, Louisville
Quemont Greer, DePaul
Curtis Withers, Charlotte

All-Conference Second Team

Rodney Carney, Memphis
Terrence Leather, USF
Jason Maxiell, Cincinnati
Andre Owens, Houston
Donell Taylor, UAB

All-Conference Third Team

Taquan Dean, Louisville
Drake Diener, DePaul
Eric Hicks, Cincinnati
Corey Santee, TCU
Darius Washington Jr., Memphis

2004

All-Conference First Team

Sean Banks, Memphis
Antonio Burks, Memphis
Travis Diener, Marquette
Francisco Garcia, Louisville
Curtis Withers, Charlotte

All-Conference Second Team

Andre Brown, DePaul
Reggie Bryant, Saint Louis
Charles Gaines, Southern Miss
Delonte Holland, DePaul
Jason Maxiell, Cincinnati

All-Conference Third Team

Tony Bobbitt, Cincinnati
Mo Finley, UAB
Terrence Leather, USF
Corey Santee, TCU
Luke Whitehead, Louisville

2003

All-Conference First Team

Reece Gaines, Louisville
Chris Massie, Memphis
Marque Perry, Saint Louis
Louis Truscott, Houston
Dwyane Wade, Marquette

All-Conference Second Team

Demon Brown, Charlotte
Travis Diener, Marquette
Morris Finley, UAB
Robert Jackson, Marquette
Leonard Stokes, Cincinnati

All-Conference Third Team

Antonio Burks, Memphis
Charles Gaines, Southern Miss
Sam Hoskin, DePaul
Waitari Marsh, Tulane
Will McDonald, USF

2002

All-Conference First Team

Reece Gaines, Louisville
Steve Logan, Cincinnati
Jobey Thomas, Charlotte
Dwyane Wade, Marquette
Dajuan Wagner, Memphis
Kelly Wise, Memphis

All-Conference Second Team

Junior Blount, TCU
Cordell Henry, Marquette
Altron Jackson, USF
Marque Perry, Saint Louis
Cam Stephens, Charlotte

All-Conference Third Team

Brandon Brown, Tulane
Will Campbell, UAB
Elvin Mims, Southern Miss
Leonard Stokes, Cincinnati
Louis Truscott, Houston
B.B. Waldon, USF

2001

All-Conference First Team

Altron Jackson, USF
Steve Logan, Cincinnati
Brian Wardle, Marquette
Rodney White, Charlotte
Kelly Wise, Memphis

All-Conference Second Team

LeDaryl Billingsley, Tulane
Maurice Jeffers, Saint Louis
Vandarel Jones, Southern Miss
Marques Maybin, Louisville
B.B. Waldon, USF

All-Conference Third Team

Cordell Henry, Marquette
Kenny Satterfield, Cincinnati
Bobby Simmons, DePaul
Jobey Thomas, Charlotte
David Wall, Southern Miss

2000

All-Conference First Team

Kenyon Martin, Cincinnati
Quentin Richardson, DePaul
Justin Love, Saint Louis
Gee Gervin, Houston
Pete Mickeal, Cincinnati

All-Conference Second Team

Brian Wardle, Marquette
B.B. Waldon, USF
Altron Jackson, USF
David Wall, Southern Miss
Bobby Simmons, DePaul

All-Conference Third Team

Marques Maybin, Louisville
Tony Williams, Louisville
Kelly Wise, Memphis
DerMarr Johnson, Cincinnati
Nate Johnson, Louisville

1999

All-Conference First Team

Gee Gervin, Houston
Kenyon Martin, Cincinnati
Pete Mickeal, Cincinnati
Quentin Richardson, DePaul
Galen Young, Charlotte

All-Conference Second Team

Melvin Levett, Cincinnati
Neil Reed, Southern Miss
Omar Sneed, Memphis
B.B. Waldon, USF
Fred Williams, UAB

All-Conference Third Team

Nate Johnson, Louisville
Cameron Murray, Louisville
Alex Sanders, Louisville
Lance Williams, DePaul
Kenny Younger, Houston

1998

All-Conference First Team

Bobby Brannen, Cincinnati
Sean Colson, Charlotte
Larry Hughes, Saint Louis
DeMarco Johnson, Charlotte
Omar Sneed, Memphis

All-Conference Second Team

Aaron Hutchins, Marquette
Melvin Levett, Cincinnati
Kenyon Martin, Cincinnati
Kelly McCarty, Southern Miss
Ruben Patterson, Cincinnati

All-Conference Third Team

Willie Coleman, DePaul
Cedric Dixon, UAB
Jimmie Floyd, Southern Miss
Detric Golden, Memphis
Galen Robinson, Houston

1997

All-Conference First Team

Danny Fortson, Cincinnati
Jerald Honeycutt, Tulane
DeMarco Johnson, Charlotte
DeJuan Wheat, Louisville
Carlos Williams, UAB

All-Conference Second Team

Sean Colson, Charlotte
James Harper, USF
Cedric Henderson, Memphis
Aaron Hutchins, Marquette
Alvin Sims, Louisville

All-Conference Third Team

Rayshard Allen, Tulane
Darnell Burton, Cincinnati
Chris Crawford, Marquette
Jeff Harris, Saint Louis
Galen Robinson, Houston

1996

All-Conference First Team

Danny Fortson, Cincinnati
Jerald Honeycutt, Tulane
DeJuan Wheat, Louisville
Carlos Williams, UAB
Lorenzen Wright, Memphis

All-Conference Second Team

Rayshard Allen, Tulane
Chucky Atkins, USF
DeMarco Johnson, Charlotte
Amal McCaskill, Marquette
Damien Smith, Southern Miss

All-Conference Honorable Mention

Bryant Bowden, DePaul
Darnell Burton, Cincinnati
Damon Flint, Cincinnati
Aaron Hutchins, Marquette
Jermaine Watts, DePaul

ALL-FRESHMAN TEAMS

2010

Keith Clanton, UCF
Marcus Jordan, UCF
Arsalan Kazemi, Rice
Kendall Timmons, Tulane
Hassan Whiteside, Marshall

2009

Tyreke Evans, Memphis
Paul McCoy, SMU
Darrius Morrow, East Carolina
Arnett Moultrie, UTEP
Damier Pitts, Marshall
A.J. Rompza, UCF

2008

Tirrell Baines, Marshall
Randy Culpepper, UTEP
Papa Dia, SMU
R. L. Horton, Southern Miss
Derrick Rose, Memphis

2007

John Fields, East Carolina
Kevin Sims, Tulane
Sai'Quon Stone, Southern Miss
Ben Uzoh, Tulsa
Jeremy Wise, Southern Miss

2006

Courtney Beasley, Southern Miss
Chris Douglas-Roberts, Memphis
Sam Hinnant, East Carolina
Markel Humphrey, Marshall
Shawne Williams, Memphis

2005

Joey Dorsey, Memphis
Tom Hammonds, East Carolina
Juan Palacios, Louisville
Taylor Rochestie, Tulane
Darius Washington, Memphis

2004

Sean Banks, Memphis
Mike Cook, East Carolina
Martin Iti, Charlotte
Dameon Mason, Marquette
Sammy Mejia, DePaul

2003

Rodney Carney, Memphis
Taquan Dean, Louisville
Demario Eddins, UAB
Francisco Garcia, Louisville
Steve Novak, Marquette
Curtis Withers, Charlotte

2002

Moussa Badiane, East Carolina
Travis Diener, Marquette
Jason Maxiell, Cincinnati
Corey Santee, TCU
Dajuan Wagner, Memphis

2001

Odartey Blankson, Marquette
 Alton Ford, Houston
 Scooter McFadgon, Memphis
 Imari Sawyer, DePaul
 Rodney White, Charlotte

2000

DerMarr Johnson, Cincinnati
 Kenny Satterfield, Cincinnati
 George Williams, Houston
 Courtney Trask, Memphis
 Steven Hunter, DePaul

1999

Quentin Richardson, DePaul
 Lance Williams, DePaul
 Bobby Simmons, DePaul
 Steve Logan, Cincinnati
 B.B. Waldon, USF

1998

Chonsey Asbury, USF
 Matt Baniak, Saint Louis
 Larry Hughes, Saint Louis
 Byron Mouton, Tulane
 Brian Wardle, Marquette

1997

Jeremy Biles, Saint Louis
 Nate Johnson, Louisville
 Dan Luczywko, USF
 Dylan Osean, Tulane
 Jerome Taylor, DePaul

1996

Damon Cobb, UAB
 Virgel Cobbin, Saint Louis
 Thomas Cooper, DePaul
 Anthony Richards, Southern Miss
 Jamall Walker, Saint Louis

ALL-DEFENSIVE TEAMS

2010

Aaron Johnson, UAB
 Jerome Jordan, Tulsa
 Julyan Stone, UTEP
 Sai'Quon Stone, Southern Miss
 Hassan Whiteside, Marshall

2009

Antonio Anderson, Memphis
 Paul Delaney III, UAB
 Robert Dozier, Memphis
 Bamba Fall, SMU
 Jerome Jordan, Tulsa
 Kelvin Lewis, Houston

2008

Antonio Anderson, Memphis
 Mark Dorris, Marshall
 Joey Dorsey, Memphis
 Jerome Jordan, Tulsa
 Dave Noel, UCF

2007

Antonio Anderson, Memphis
 Paul Delaney III, UAB
 Joey Dorsey, Memphis
 Bamba Fall, SMU
 Oliver Lafayette, Houston

INDIVIDUAL AWARDS

Player of the Year

2010 Randy Culpepper, UTEP
 2009 Jermaine Taylor, UCF
 2008 Chris Douglas-Roberts, Memphis
 2007 Morris Almond, Rice
 2006 Rodney Carney, Memphis
 2005 Eddie Basden, Charlotte
 2004 Antonio Burks, Memphis
 2003 Dwyane Wade, Marquette
 2002 Steve Logan, Cincinnati
 2001 Steve Logan, Cincinnati
 2000 Kenyon Martin, Cincinnati
 1999 Quentin Richardson, DePaul
 1998 DeMarco Johnson, Charlotte
 1997 Danny Fortson, Cincinnati
 1996 Danny Fortson, Cincinnati

Coach of the Year

(presented by the Birmingham Tip-Off Club)

2010 Tony Barbee, UTEP
 2009 John Calipari, Memphis
 2008 John Calipari, Memphis
 2007 Kirk Speraw, UCF
 2006 John Calipari, Memphis
 2005 *Rick Pitino, Louisville
 2004 *Mike Anderson, UAB
 2003 *Tom Crean, Marquette
 2002 *Tom Crean, Marquette
 2001 *James Green, Southern Miss
 2000 *Bob Huggins, Cincinnati
 1999 *Bob Huggins, Cincinnati
 1998 *Bob Huggins, Cincinnati
 1997 *Melvin Watkins, Charlotte
 1996 *Denny Crum, Louisville
 *Known as Ray Meyer Coach of the Year Award

Freshman of the Year

2010 Hassan Whiteside, Marshall
 2009 Tyreke Evans, Memphis
 2008 Derrick Rose, Memphis
 2007 Jeremy Wise, Southern Miss
 2006 Shawne Williams, Memphis
 2005 Darius Washington, Memphis
 2004 Sean Banks, Memphis
 2003 Francisco Garcia, Louisville
 2002 Dajuan Wagner, Memphis
 2001 Rodney White, Charlotte
 2000 DerMarr Johnson, Cincinnati
 1999 Quentin Richardson, DePaul
 1998 Larry Hughes, Saint Louis
 1997 Nate Johnson, Louisville
 1996 Anthony Richards, Southern Miss

Newcomer of the Year

2010 Elliot Williams, Memphis
 2009 Aubrey Coleman, Houston
 2008 Robert Vaden, UAB
 2007 Jeremy Wise, Southern Miss

Defensive Player of the Year

2010 Hassan Whiteside, Marshall
 2009 Antonio Anderson, Memphis
 2008 Joey Dorsey, Memphis
 2007 Joey Dorsey, Memphis
 2006 Carl Dell "Squeaky" Johnson, UAB
 2005 Eddie Basden, Charlotte
 2004 Eddie Basden, Charlotte
 2003 Dwyane Wade, Marquette
 2002 Immanuel McElroy, Cincinnati
 2001 Vandarel Jones, Southern Miss
 2000 Kenyon Martin, Cincinnati
 1999 Kenyon Martin, Cincinnati
 1998 Kenyon Martin, Cincinnati
 1997 Alvin Sims, Louisville
 1996 Tick Rogers, Louisville

Sixth Player of the Year

2010 Steven Idlet, Tulsa
 Dago Pena, Marshall
 2009 Wesley Witherspoon, Memphis
 2008 Randy Culpepper, UTEP
 2007 Jeremy Hunt, Memphis
 2006 Anthony Price, Tulsa
 2005 Ronell Taylor, UAB
 2004 Tony Bobbitt, Cincinnati
 2003 Steve Novak, Marquette
 2002 Jason Maxiell, Cincinnati
 2001 Altron Jackson, USF
 2000 Altron Jackson, USF
 1999 Willie Mitchell, UAB
 1998 Brian Wardle, Marquette
 1997 Darnell Burton, Cincinnati
 1996 Darnell Burton, Cincinnati

ALL-ACADEMIC TEAM

2010

Connor Frizelle, Rice (Sophomore - 3.40, Undecided)
 Lucas Kuipers, Rice (Sophomore - 3.28, Undecided)
 George Drake, UAB (Graduate - 3.33, Health Education)
 Isaac Sosa, UCF (Sophomore - 3.62, General Business)
 Isaac Gordon, UTEP (Junior - 3.85, Accounting)

2009

Sean Coleman, Houston (Junior - 3.33, Sociology)
 Adam Williams, Marshall (Junior - 3.16, Marketing)
 Aleks Perka, Rice (Senior - 3.09, Sports Management)
 Steven Idlet, Tulsa (R-Freshman - 3.32, History)
 Sam Mitchell, Tulsa (Senior - 3.34, Finance)

2008

Taylor Gagnon, East Carolina (Senior - 3.59, Finance)
 Paulius Packevicius, Rice (Senior - 3.58, Economics)
 Jon Killen, SMU (Senior - 3.45, Business-Management)
 Sam Mitchell, Tulsa (Junior - 3.40, Finance)
 Reggie Huffman, UAB (Junior - 3.28, Communications)

2007

Paulius Packevicius, Rice (Junior - 3.54, Economics)
 Jon Killen, SMU (Junior - 3.35, Business-Management)
 Donatas Rackauskas, SMU (Grad. - 3.88, Accounting)
 Andrew Garcia, Tulane (Senior - 3.44, History)
 Brett McDade, Tulsa (Junior - 3.20, M.I.S.)

ALL-TOURNAMENT TEAM

2010

Kelvin Lewis, Houston
Aubrey Coleman, Houston
Randy Culpepper, UTEP
Arnett Moultrie, UTEP
Gary Flowers, Southern Miss

2009

Glenn Andrews, Tulsa
Robert Dozier, Memphis
Tyreke Evans, Memphis
Ray Reese, Tulsa
Shawn Taggart, Memphis

2008

Antonio Anderson, Memphis
Chris Douglas-Roberts, Memphis
Jerome Jordan, Tulsa
Derrick Rose, Memphis
Ben Uzoh, Tulsa

2007

Morris Almond, Rice
Antonio Anderson, Memphis
Joey Dorsey, Memphis
Chris Douglas-Roberts, Memphis
Oliver Lafayette, Houston
Robert McKiver, Houston

2006

Rodney Carney, Memphis
Joey Dorsey, Memphis
Shawne Williams, Memphis
Squeaky Johnson, UAB
Jason Williams, UTEP

2005

Taquan Dean, Louisville
Francisco Garcia, Louisville
Terrence Leather, USF
Anthony Rice, Memphis
Darius Washington Jr., Memphis

2004

Francisco Garcia, Louisville
Delonte Holland, DePaul
Quemont Greer, DePaul
Tony Bobbitt, Cincinnati
Jason Maxiell, Cincinnati

2003

Marque Perry, Saint Louis
Eric Bush, UAB
Morris Finley, UAB
Francisco Garcia, Louisville
Luke Whitehead, Louisville

2002

Steve Logan, Cincinnati
Reece Gaines, Louisville
Cordell Henry, Marquette
Immanuel McElroy, Cincinnati
Marcus Oliver, Houston

2001

Rodney White, Charlotte
Diego Guevara, Charlotte
Steve Logan, Cincinnati
Kenny Satterfield, Cincinnati
Kelly Wise, Memphis

2000

Justin Love, Saint Louis
John Redden, Saint Louis
Rashon Burno, DePaul
Paul McPherson, DePaul
Jobey Thomas, Charlotte

1999

Pete Mickeal, Cincinnati
Cameron Murray, Louisville
Diego Guevara, Charlotte
Kelvin Price, Charlotte
Galen Young, Charlotte

1998

D'Juan Baker, Cincinnati
Michael Horton, Cincinnati
Larry Hughes, Saint Louis
DeMarco Johnson, Charlotte
Kenyon Martin, Cincinnati

1997

Sean Colson, Charlotte
Chris Crawford, Marquette
Danny Fortson, Cincinnati
Aaron Hutchins, Marquette
DeMarco Johnson, Charlotte

1996

Danny Fortson, Cincinnati
Aaron Hutchins, Marquette
Art Long, Cincinnati
Anthony Pieper, Marquette
Lorenzen Wright, Memphis

Tournament Most Valuable Player

2010	Kelvin Lewis, Houston
2009	Tyreke Evans, Memphis
2008	Antonio Anderson, Memphis
2007	Chris Douglas-Roberts, Memphis
2006	Shawne Williams, Memphis
2005	Taquan Dean, Louisville
2004	Tony Bobbitt, Cincinnati
2003	Luke Whitehead, Louisville
2002	Steve Logan, Cincinnati
2001	Rodney White, Charlotte
2000	Justin Love, Saint Louis
1999	Galen Young, Charlotte
1998	Kenyon Martin, Cincinnati
1997	Aaron Hutchins, Marquette
1996	Danny Fortson, Cincinnati

PLAYERS OF THE WEEK

2010

N16:	Isaac Sosa, UCF
N23:	Aubrey Coleman, Houston
N30:	Aubrey Coleman, Houston
D7:	Justin Hurtt, Tulsa
D14:	Elliot Williams, Memphis
D21:	Elijah Millsap, UAB

D28:	Aubrey Coleman, Houston
J4:	Elijah Millsap, UAB
J11:	Ben Uzoh, Tulsa
J18:	Aubrey Coleman, Houston
J25:	Randy Culpepper, UTEP
F1:	Derrick Carcer, UTEP
F8:	Wesley Witherspoon, Memphis
F15:	Randy Culpepper, UTEP
F22:	Randy Culpepper, UTEP
M1:	Aubrey Coleman, Houston
M8:	Tyler Wilkerson, Marshall

2009

N17:	Lawrence Kinnard, UAB
N24:	Robert Vaden, UAB
D1:	Jerome Jordan, Tulsa
D8:	Stefon Jackson, UTEP
D15:	Jerome Jordan, Tulsa
D22:	Stefon Jackson, UTEP
D29:	Jermaine Taylor, UCF
J5:	Jermaine Taylor, UCF
J12:	Randy Culpepper, UTEP
J19:	Jerome Jordan, Tulsa
J26:	Jermaine Taylor, UCF
F2:	Courtney Beasley, Southern Miss
F9:	Aubrey Coleman, Houston
F16:	Jermaine Taylor, UCF
F23:	Aubrey Coleman, Houston
M2:	Markel Humphrey, Marshall
M9:	Jermaine Taylor, UCF
	Stefon Jackson, UTEP

2008

N12:	Chris Douglas-Roberts, Memphis
N19:	Chris Douglas-Roberts, Memphis
N26:	Brockeith Pane, Houston
D3:	Robert McKiver, Houston
	Walter Sharpe, UAB
D10:	Sam Hinnant, East Carolina
D17:	Robert Vaden, UAB
D24:	Derrick Rose, Memphis
D31:	Lawrence Ghoram, Rice
	Jermaine Taylor, UCF
J7:	David Gomez, Tulane
J14:	Jermaine Taylor, UCF
J21:	Glenn Andrews, Tulsa
J28:	Jon Killen, SMU
F4:	Stefon Jackson, UTEP
F11:	Robert McKiver, Houston
F18:	Chris Douglas-Roberts, Memphis
F25:	Stefon Jackson, UTEP
M3:	Robert McKiver, Houston
M10:	Robert Vaden, UAB
	Joey Dorsey, Memphis
	Jerome Jordan, Tulsa

2007

N13:	Paul Delaney III, UAB
N20:	Robert McKiver, Houston
N27:	Morris Almond, Rice
D4:	Stefon Jackson, UTEP
D11:	Paul Delaney III, UAB
D18:	Chris Douglas-Roberts,
	Memphis
D26:	Dion Dowell, Houston
J2:	Mark Dorris, Marshall
J8:	Jeremy Hunt, Memphis

J15: Robert McKiver, Houston
Lawrence Kinnard, UAB
J22: Stefon Jackson, UTEP
J29: Jeremy Wise, Southern Miss
F5: Joey Dorsey, Memphis
Stefon Jackson, UTEP
F12: Morris Almond, Rice
Josh Peppers, UCF
F19: Chris Moore, Tulane
F26: Chris Douglas-Roberts, Memphis
M5: Chris Moore, Tulane

2006

N22: Corey Rouse, East Carolina
N28: Squeaky Johnson, UAB
D5: Oliver Lafayette, Houston
D12: Darius Washington Jr., Memphis
D19: Morris Almond, Rice
D27: Rodney Carney, Memphis
J2: Marvett McDonald, UAB
J9: Ramon Dyer, Houston
Rodney Carney, Memphis
J16: Morris Almond, Rice
J23: Bryan Hopkins, SMU
J30: Miguel Ayala, UTEP
Rodney Carney, Memphis
F6: Quincy Davis, Tulane
Ramon Dyer, Houston
F13: John Tofi, UTEP
F20: Squeaky Johnson, UAB
F27: Marvett McDonald, UAB
M6: Morris Almond, Rice

2005

N22: Travis Diener, Marquette
N29: Taquan Dean, Louisville
D6: Quemont Greer, DePaul
D13: Francisco Garcia, Louisville
Quemont Greer, DePaul
D20: Quemont Greer, DePaul
Jasper Johnson, Southern Miss
D27: Donell Taylor, UAB
J3: Francisco Garcia, Louisville
J10: Armein Kirkland, Cincinnati
J17: Taquan Dean, Louisville
J24: Sammy Mejia, DePaul
J31: Moussa Badiane, East Carolina
Larry O'Bannon, Louisville
F7: Eddie Basden, Charlotte
F14: Curtis Withers, Charlotte
F21: Eddie Basden, Charlotte
F28: Eddie Basden, Charlotte
M7: Larry O'Bannon, Louisville

2004

N24: Travis Diener, Marquette
D1: Brendan Plavich, Charlotte
D8: Morris Finley, UAB
D15: Francisco Garcia, Louisville
D22: Charles Gaines, Southern Miss
D29: Andre Owens, Houston
Antonio Burks, Memphis
J5: Curtis Withers, Charlotte
J12: Demon Brown, Charlotte
J19: Drake Diener, DePaul
J26: Francisco Garcia, Louisville
F2: Curtis Withers, Charlotte
Steve Novak, Marquette

F9: Andre Brown, DePaul
F16: Tony Bobbitt, Cincinnati
Antonio Burks, Memphis
F21: Erroyl Bing, East Carolina
M1: James White, Cincinnati
Andre Brown, DePaul
Drake Diener, DePaul
M8: Drake Diener, DePaul

2003

N25: Dwyane Wade, Marquette
D2: Charles Gaines, Southern Miss
D9: Reece Gaines, Louisville
D16: Dwyane Wade, Marquette
D23: Marvin Stone, Louisville
D30: Chris Massie, Memphis
Morris Finley, UAB
J6: Joe Tulley, DePaul
Gabriel Mikulas, East Carolina
J13: Jasper Johnson, Southern Miss
J20: Leonard Stokes, Cincinnati
Dwyane Wade, Marquette
J27: Louis Truscott, Houston
F2: Robert Jackson, Marquette
F10: Jason Maxiell, Cincinnati
Francisco Garcia, Louisville
F17: Marque Perry, Saint Louis
F24: Dwyane Wade, Marquette
Marque Perry, Saint Louis
M3: Dwyane Wade, Marquette
M10: Sam Hoskin, DePaul

2002

N26: Dwyane Wade, Marquette
D3: Ellis Myles, Louisville
B.B. Waldon, USF
D10: Reece Gaines, Louisville
D17: Steve Logan, Cincinnati
D24: Steve Logan, Cincinnati
D31: Cam Stephens, Charlotte
Corey Santee, TCU
J7: Jobey Thomas, Charlotte
J14: Kelly Wise, Memphis
Odartey Blankson, Marquette
J21: Louis Truscott, Houston
J28: Steve Logan, Cincinnati
F4: Dwyane Wade, Marquette
F11: Steve Logan, Cincinnati
F18: Steve Logan, Cincinnati
Louis Truscott, Houston
F25: Kelly Wise, Memphis
M4: Ellis Myles, Louisville

2001

N20: Rodney White, Charlotte
N27: Imari Sawyer, DePaul
D4: Demon Brown, Charlotte
D11: B.B. Waldon, USF
D18: Leonard Stokes, Cincinnati
J2: B.B. Waldon, USF
J8: Brian Wardle, Marquette
J15: Altron Jackson, USF
J22: Jobey Thomas, Charlotte
J29: Marques Maybin, Louisville
F5: Will Campbell, UAB
F12: Kelly Wise, Memphis
F19: Rodney White, Charlotte
F26: Shyrone Chatman, Memphis
M4: Vandarel Jones, Southern Miss

2000

N22: Justin Love, Saint Louis
N29: Kenyon Martin, Cincinnati
D6: Keiron Shine, Memphis
D13: Kenny Younger, Houston
D20: Quentin Richardson, DePaul
Kenyon Martin, Cincinnati
B.B. Waldon, USF
D27: Pete Mickeal, Cincinnati
J3: Pete Mickeal, Cincinnati
J10: Tremaine Gardner, Charlotte
J17: Brian Wardle, Marquette
J24: Kenyon Martin, Cincinnati
J31: Justin Love, Saint Louis
F7: Kenyon Martin, Cincinnati
F14: Marques Maybin, Louisville
F21: David Wall, Southern Miss
F28: Kenyon Martin, Cincinnati
M5: Kenyon Martin, Cincinnati
Nate Johnson, Louisville

1999

N23: Kenyon Martin, Cincinnati
N30: Quentin Richardson, DePaul
D7: Jarrod Lovette, Marquette
D14: Quentin Richardson, DePaul
D21: Kenyon Martin, Cincinnati
D28: Cameron Murray, Louisville
J4: Willie Mitchell, UAB
J11: Gee Gervin, Houston
J18: Kenny Younger, Houston
J25: Melvin Legett, Cincinnati
F1: Lance Williams, DePaul
F8: Fred Williams, UAB
F15: Brian Wardle, Marquette
F22: Pete Mickeal, Cincinnati
M1: Jobey Thomas, Charlotte

1998

N24: Aaron Hutchins, Marquette
D1: Larry Hughes, Saint Louis
D8: Larry Hughes, Saint Louis
D15: Marcus Moody, Memphis
D22: Melvin Legett, Cincinnati
D29: Eric Johnson, Louisville
J5: Jarrod Lovette, Marquette
J12: Kenyon Martin, Cincinnati
J19: Bobby Brannen, Cincinnati
J26: Larry Hughes, Saint Louis
F2: Omar Sneed, Memphis
F9: Sean Colson, Charlotte
F16: Sean Colson, Charlotte
F23: Omar Sneed, Memphis
M2: Sean Colson, Charlotte

1997

D2: DeJuan Wheat, Louisville
D9: Adrian Hillman, USF
D16: DeJuan Wheat, Louisville
D23: Danny Fortson, Cincinnati
D30: DeJuan Wheat, Louisville
J6: Danny Fortson, Cincinnati
J13: Cedric Henderson, Memphis
J20: Jerald Honeycutt, Tulane
J27: Ruben Patterson, Cincinnati
F3: DeMarco Johnson, Charlotte
F10: Sean Colson, Charlotte

F17 Carlos Williams, UAB
F24 Danny Fortson, Cincinnati
M3 Sunday Adebayo, Memphis

1996

N27 Chris Garner, Memphis
D4 DeMarco Johnson, Charlotte
D11 Jerald Honeycutt, Tulane
D18 Roney Eford, Marquette
D27 Bryant Bowden, DePaul
J2 Carlos Williams, UAB
J8 DeJuan Wheat, Louisville
J15 Danny Fortson, Cincinnati
J22 DeJuan Wheat, Louisville
J29 Cedric Henderson, Memphis
DeJuan Wheat, Louisville
F5 Danny Fortson, Cincinnati
F12 Jerald Honeycutt, Tulane
F19 Amal McCaskill, Marquette
F26 Carlos Williams, UAB
M3 Danny Fortson, Cincinnati
DeMarco Johnson, Charlotte

ROOKIES OF THE WEEK

2010

N16 Elijah Millsap, UAB
N23 Elliot Williams, Memphis
N30 Hassan Whiteside, Marshall
D7 Elliot Williams, Memphis
D14 Hassan Whiteside, Marshall
D21 Marcus Jordan, UCF
Jeremy Williams, UTEP
D28 Jamarr Sanders, UAB
J4 Derrick Character, UTEP
J11 Elijah Millsap, UAB
Elliot Williams, Memphis
J18 Hassan Whiteside, Marshall
J25 Hassan Whiteside, Marshall
F1 Arsalan Kazemi, Rice
F8 Derrick Character, UTEP
F15 Elliot Williams, Memphis
F22 Hassan Whiteside, Marshall
M1 Hassan Whiteside, Marshall
M8 Jordan Callahan, Tulane

2009

N17: Aubrey Coleman, Houston
Tyreke Evans, Memphis
N24: Paul McCoy, SMU
D1: Darius Morrow, East Carolina
Arnett Moultrie, UTEP
D8: Tyreke Evans, Memphis
Damier Pitts, Marshall
D15: Tyreke Evans, Memphis
Isaac Sosa, UCF
D22: Aubrey Coleman, Houston
D29: Aubrey Coleman, Houston
J5: Tyreke Evans, Memphis
J12: Aubrey Coleman, Houston
J19: Tyreke Evans, Memphis
J26: Tyreke Evans, Memphis
F2: Arnett Moultrie, UTEP
F9: Tyreke Evans, Memphis
F16: Paul McCoy, SMU
F23: Tyreke Evans, Memphis
M2: Aubrey Coleman, Houston
M9: Tyreke Evans, Memphis

ALL-AMERICANS

2010

ASSOCIATED PRESS

All-America Honorable Mention
Randy Culpepper, UTEP
Hassan Whiteside, Marshall

District 11 First Team

Derrick Character, UTEP
Aubrey Coleman, Houston
Jerome Jordan, Tulsa
Elijah Millsap, UAB
Elliot Williams, Memphis

District 11 Second Team

Randy Culpepper, UTEP
Ben Uzoh, Tulsa
Hassan Whiteside, Marshall
Tyler Wilkerson, Marshall
Derek Williams, SMU

District 11 Coach of the Year

Tony Barbee, UTEP

USBWA

All-District IV
Elliot Williams, Memphis

All-District VII

Randy Culpepper, UTEP

The Sporting News

Freshman All-America Second Team
Hassan Whiteside, Marshall

CBSports.com

Freshman All-America Team
Hassan Whiteside, Marshall

CollegInsider.com

Lefty Driesell Defensive All-America Team
Hassan Whiteside, Marshall

FoxSports.com

All-Freshman Team
Hassan Whiteside, Marshall

2009

JOHN WOODEN AWARD

Finalist
Tyreke Evans, Memphis

OSCAR ROBERTSON AWARD

Finalist
Tyreke Evans, Memphis

ASSOCIATED PRESS

All-America Honorable Mention
Tyreke Evans, Memphis
Jermaine Taylor, UCF

USBWA

National Freshman of the Year
Tyreke Evans, Memphis

District IV Coach of the Year

John Calipari, Memphis

All-District IV

Tyreke Evans, Memphis
Jermaine Taylor, UCF

All-District VII

Stefon Jackson, UTEP
Aubrey Coleman, Houston

NABC

District 11 First Team
Aubrey Coleman, Houston
Robert Dozier, Memphis
Tyreke Evans, Memphis
Jerome Jordan, Tulsa
Jermaine Taylor, UCF

District 11 Second Team

Antonio Anderson, Memphis
Ben Uzoh, Tulsa
Paul Delaney III, UAB
Robert Vaden, UAB
Stefon Jackson, UTEP

CBSports.com

National Freshman of the Year
Tyreke Evans, Memphis

Freshman All-America 1st Team

Tyreke Evans, Memphis

All-America Third Team

Tyreke Evans, Memphis

ESPN.com

National Freshman of the Year
Tyreke Evans, Memphis

FoxSports.com

National Freshman of the Year
Tyreke Evans, Memphis

Freshman All-America 1st Team

Tyreke Evans, Memphis

Sports Illustrated

National Coach of the Year
John Calipari, Memphis

All-America Third Team

Tyreke Evans, Memphis

The Sporting News

National Freshman of the Year
Tyreke Evans, Memphis

Freshman All-America 1st Team

Tyreke Evans, Memphis

CollegeHoops.net

National Freshman of the Year
Tyreke Evans, Memphis

All-America Honorable Mention

Tyreke Evans, Memphis

High-Major All-America 1st Team

Tyreke Evans, Memphis

High-Major All-America Second Team

Stefon Jackson, UTEP

Jermaine Taylor, UCF

High-Major All-America Third Team

Robert Vaden, UAB

High-Major All-America Fourth Team

Robert Dozier, Memphis

High-Major All-America HM

Aubrey Coleman, Houston

Jerome Jordan, Tulsa

High-Major Freshman 1st Team

Tyreke Evans, Memphis

High-Major All-Freshman 2nd Team

Paul McCoy, SMU

2008**JOHN WOODEN AWARD**All-America Team

Chris Douglas-Roberts, Memphis

Derrick Rose, Memphis

USBWAAll-America First Team

Chris Douglas-Roberts, Memphis

All-District IV

Chris Douglas-Roberts, Memphis

Derrick Rose, Memphis

Robert Vaden, UAB

All-District VII

Stefon Jackson, UTEP

Robert McKiver, Houston

ASSOCIATED PRESSAll-America First Team

Chris Douglas-Roberts, Memphis

All-America Third Team

Derrick Rose, Memphis

NABCAll-America First Team

Chris Douglas-Roberts, Memphis

All-America Third Team

Derrick Rose, Memphis

District 6 First Team

Robert Vaden, UAB

District 7 First Team

Chris Douglas-Roberts, Memphis

Derrick Rose, Memphis

District 7 Second Team

Joey Dorsey, Memphis

District 8 First Team

David Gomez, Tulane

District 9 First Team

Robert McKiver, Houston

District 13 Second Team

Stefon Jackson, UTEP

NAISMITH AWARDSNational Coach of the Year

John Calipari, Memphis

National Player of the Year Finalist

Chris Douglas-Roberts, Memphis

ESPN.comAll-America First Team

Chris Douglas-Roberts, Memphis

The Sporting NewsAll-America First Team

Chris Douglas-Roberts, Memphis

Basketball TimesAll-America Second Team

Chris Douglas-Roberts, Memphis

All-America Third Team

Derrick Rose, Memphis

All-Freshman First Team

Derrick Rose, Memphis

All-Midlands District

Stefon Jackson, UTEP

Robert McKiver, Houston

CollegeHoops.netAll-Freshman First Team

Derrick Rose, Memphis

High-Major All-America First Team

Robert Vaden, UAB

High-Major All-America Third Team

Robert McKiver, Houston

High-Major All-America Fourth Team

Stefon Jackson, UTEP

High-Major All-America Honorable Mention

Jermaine Taylor, UCF

Jeremy Wise, Southern Miss

High-Major All-Freshman Second Team

Tirrell Baines, Marshall

R.L. Horton, Southern Miss

High-Major All-Freshman Honorable Mention

Papa Dia, SMU

Bob Cousy AwardFinalist

Derrick Rose, Memphis

2007**USBWA**All-District IV

Chris Douglas-Roberts, Memphis

District IV Coach of the Year

John Calipari, Memphis

All-District VII

Morris Almond, Rice

Robert McKiver, Houston

NABCDistrict 7 First Team

Chris Douglas-Roberts, Memphis

District 7 Second Team

Jeremy Hunt, Memphis

District 8 Second Team

David Gomez, Tulane

District 9 First Team

Morris Almond, Rice

ASSOCIATED PRESSAll-America Honorable Mention

Chris Douglas-Roberts, Memphis

2006**USBWA**All-America Second Team

Rodney Carney, Memphis

All-District IV

Rodney Carney, Memphis

All-District VII

Morris Almond, Rice

NABCDistrict 7 First Team

Rodney Carney, Memphis

District 7 Second Team

Darius Washington Jr, Memphis

District 9 Second Team

Morris Almond, Rice

Lanny Smith, Houston

ESPN.comAll-America Second Team

Rodney Carney, Memphis

CollegInsider.comAll-America Team

Rodney Carney, Memphis

Morris Almond, Rice

Bob Cousy AwardFinalists

Carldell "Squeaky" Johnson, UAB

Darius Washington Jr., Memphis

2005**John Wooden Award**Honorable Mention All-America

Francisco Garcia, Louisville

SI.comThird Team All-America

Eddie Basden, Charlotte

Honorable Mention All-America

Curtis Withers, Charlotte

Francisco Garcia, Louisville

Quemont Greer, DePaul

NABCHonorable Mention All-America

Curtis Withers, Charlotte

District 6 Second Team

Donell Taylor, UAB

District 7 First Team

Rodney Carney, Memphis

Taquan Dean, Louisville

Francisco Garcia, Louisville

District 9 Second Team

Andre Owens, Houston

District 10 First Team

Jason Maxiell, Cincinnati

District 10 Second Team

Eric Hicks, Cincinnati

District 11 Second Team

Travis Diener, Marquette

Quemont Greer, DePaul

CollegInsider.comDefensive Player of the Year

Eddie Basden, Charlotte



NCAA POSTSEASON HISTORY

ALL-TIME NCAA APPEARANCES

Team	Appearances	Won	Lost	Pct.	Regional Semifinals	Regional Finals	Four	Final Titles	National Best Finish (Year)
East Carolina	2	0	2	.000	0	0	0	0	First Round (1972, 1993)
Houston	19	26	24	.520	11	5	5	0	Second (1983, 1984)
Marshall	5	0	5	.000	0	0	0	0	First Round (Five times)
Memphis	22	32	22	.593	11	6	3	0	Second (1973, 2008)
Rice	4	2	5	.286	2	2	0	0	Regional Finals (1940, 1942)
SMU	10	10	12	.455	2	2	1	0	Final Four (1956)
Southern Miss	2	0	2	.000	0	0	0	0	First Round (1990, 1991)
Tulane	3	3	3	.500	0	0	0	0	Second Round (1992, 93, 95)
Tulsa	14	12	14	.462	1	1	0	0	Regional Finals (2000)
UAB	13	9	13	.409	2	1	0	0	Regional Finals (1982)
UCF	4	0	4	.000	0	0	0	0	First Round (Four times)
UTEP	17	14	16	.467	1	1	1	1	National Champion (1966)

EAST CAROLINA (2)

(1972, 1993)

HOUSTON (19)

(1956, 61, 65, 66, 67-3rd, 68-3rd, 70, 71, 72, 73, 78, 81, 82-3rd, 83-2nd, 84-2nd, 87, 90, 92, 2010)

MARSHALL (5)

(1956, 72, 84, 85, 87)

MEMPHIS (22)

(1955, 56, 62, 73-2nd, 76, 82, 83, 84, 85-3rd, 86, 88, 89, 92, 93, 95, 96, 2003, 04, 06, 07, 08, 09)

RICE (4)

(1940, 42, 54, 70)

SMU (10)

(1955, 56-4th, 57, 65, 66, 67, 84, 85, 88, 93)

SOUTHERN MISS (2)

(1990, 91)

TULANE (3)

(1992, 93, 95)

TULSA (14)

(1955, 82, 84, 85, 86, 87, 94, 95, 96, 97, 99, 2000, 02, 03)

UAB (13)

(1981, 82, 83, 84, 85, 86, 87, 90, 94, 99, 2004, 05, 06)

UCF (4)

(1994, 96, 2004, 05)

UTEP (17)

(1963, 64, 66-Champion, 67, 70, 75, 84, 85, 86, 87, 88, 89, 90, 92, 2004, 05, 10)

ALL-TIME RESULTS

2010

Thursday, March 18

NCAA First Round, San Jose, Calif.
(5) Butler 77, (12) UTEP 59

Friday, March 19

NCAA First Round, Spokane, Wash.
(4) Maryland 89, (13) Houston 77

2009

Thursday, March 19

NCAA First Round, Kansas City, Mo.
(2) Memphis 81, (15) Cal State Northridge 70

Saturday, March 21

NCAA Second Round, Kansas City, Mo.
(2) Memphis 89, (10) Maryland 70

Thursday, March 26

NCAA Regional/Sweet Sixteen,
Glendale, Ariz.
(3) Missouri 102, (2) Memphis 91

2008

Friday, March 21

NCAA First Round, North Little Rock, Ark.
(1) Memphis 87, (16) UT Arlington 63

Sunday, March 23

NCAA Second Round, North Little Rock, Ark.
(1) Memphis 77, (8) Mississippi State 74

Friday, March 28

NCAA Regional/Sweet Sixteen,
Houston, Texas
(1) Memphis 92, (5) Michigan State 74

Sunday, March 30

NCAA Regional/Elite Eight, Houston, Texas
(1) Memphis 85, (2) Texas 67

Saturday, April 5

NCAA Final Four, San Antonio, Texas
Memphis 78, UCLA 63

Monday, April 7

NCAA National Championship,
San Antonio, Texas
Kansas 75, Memphis 68 (ot)

2007

Friday, March 16

NCAA South Regional First Round,
New Orleans, La.
(2) Memphis 73, (15) North Texas 58

Sunday, March 18

NCAA South Regional Second Round,
New Orleans, La.
(2) Memphis 78, (7) Nevada 62

Thursday, March 22

NCAA South Regional, San Antonio, Texas
(2) Memphis 65, (3) Texas A&M 64

Saturday, March 24

NCAA South Regional, San Antonio, Texas
(1) Ohio State 92, (2) Memphis 76

2006Friday, March 17

Oakland Regional, American Airlines Arena,
Dallas, Texas
(1) Memphis 94, (16) Oral Roberts 78
Washington, D.C. Reg'l, Wachovia Center,
Philadelphia, Pa.
(8) Kentucky 69, (9) UAB 64

Sunday, March 19

Oakland Regional, American Airlines Arena,
Dallas, Texas
(1) Memphis 72, (9) Bucknell 56

Thursday, March 23

Oakland Regional, Oakland Arena, Oakland,
Calif.
(1) Memphis 80, (13) Bradley 64

Saturday, March 25

Oakland Regional, Oakland Arena, Oakland, Calif.
(2) UCLA 50, (1) Memphis 45

2005Thursday, March 17

RCA Dome, Indianapolis, Ind.
(7) Cincinnati 76, (10) Iowa 64
Taco Bell Arena, Boise, Idaho
(11) UAB 82, (6) LSU 68

Friday, March 18

DCU Center, Worcester, Mass.
(10) North Carolina State 75, (7) Charlotte 63
Gaylord Entertainment Center, Nashville,
Tenn.
(4) Louisville 68, (13) Louisiana-Lafayette 62

Saturday, March 19

RCA Dome, Indianapolis, Ind.
(2) Kentucky 69, (7) Cincinnati 60
Taco Bell Arena, Boise, Idaho
(3) Arizona 85, (11) UAB 63

Sunday, March 20

Gaylord Entertainment Center, Nashville, Tenn.
(4) Louisville 76, (5) Georgia Tech 54

Thursday, March 24

Albuquerque Regional, The Pit, Albuquerque,
N.M.
(4) Louisville 93, (1) Washington 79

Saturday, March 26

Albuquerque Regional, The Pit, Albuquerque,
N.M.
(4) Louisville 93, (7) West Virginia 85 (OT)

Saturday, April 2 (National Semifinal)

NCAA Final Four, Edward Jones Dome, St.
Louis, Mo.
(1) Illinois 72, (4) Louisville 57

2004Thursday, March 18

NCAA East Region, HSBC Arena, Buffalo, N.Y.
(8) Texas Tech 76, (9) Charlotte 73
NCAA West Region, HSBC Arena, Buffalo, N.Y.
(7) DePaul 76, (10) Dayton 69 (2 OT)

Friday, March 19

NCAA East Region, Kemper Arena, Kansas
City, Mo.
(7) Memphis 59, (10) South Carolina 43
NCAA South Region, Nationwide Arena,
Columbus, Ohio
(4) Cincinnati 80, (13) E. Tennessee State 77
NCAA Midwest Region, Nationwide Arena,
Columbus, Ohio
(9) UAB 102, (8) Washington 100
NCAA South Region, T.D. Waterhouse Center,
Orlando, Fla.
(7) Xavier 80, (10) Louisville 70

Saturday, March 20

NCAA West Region, HSBC Arena, Buffalo, N.Y.
(2) Connecticut 72, (7) DePaul 55

Sunday, March 21

NCAA Midwest Region, Nationwide Arena,
Columbus, Ohio
(9) UAB 76, (1) Kentucky 75
NCAA East Region, Kemper Arena, Kansas
City, Mo.
(2) Oklahoma State 70, (7) Memphis 53
NCAA South Region, Nationwide Arena,
Columbus, Ohio
(5) Illinois 92, (4) Cincinnati 68

Saturday, March 20

NCAA West Region, HSBC Arena, Buffalo, N.Y.
(2) Connecticut 72, (7) DePaul 55

Friday, March 26

NCAA St. Louis Regional, Edward Jones Dome,
St. Louis, Mo.
(4) Kansas 100, (9) UAB 74

2003Thursday, March 20

Midwest Region, RCA Dome, Indianapolis, Ind.
(3) Marquette 72, (14) Holy Cross 68
West Region, Huntsman Center, Salt Lake
City, Utah
(9) Gonzaga 74, (8) Cincinnati 69
West Region, Ford Center, Oklahoma City,
Okla.
(10) Arizona State 84, (7) Memphis 71

Friday, March 21

East Region, Birmingham-Jefferson Civic Ctr,
Birmingham, Ala.
(4) Louisville 86, (13) Austin Peay 64

Saturday, March 22

Midwest Region, RCA Dome, Indianapolis, Ind.
(3) Marquette 101, (6) Missouri 92 (OT)

Sunday, March 23

East Region, Birmingham-Jefferson Civic Ctr,
Birmingham, Ala.
(12) Butler 79, (4) Louisville 71

Thursday, March 27 (Regional Semifinal)

Midwest Region, Hubert H. Humphrey
Metrodome,
Minneapolis, Minn.
(3) Marquette 77, (2) Pittsburgh 74

Saturday, March 29 (Regional Final)

Midwest Region, Hubert H. Humphrey
Metrodome,
Minneapolis, Minn.
(3) Marquette 83, (1) Kentucky 69

Saturday, April 5 (National Semifinal)

Louisiana Superdome, New Orleans, La.
(2) Kansas 94, (3) Marquette 61

2002Thursday, March 14

NCAA East Region, Edward Jones Dome, St.
Louis, Mo.
(12) Tulsa 71, (5) Marquette 69
NCAA South Region, Bi-Lo Center, Greenville,
S.C.
(8) Notre Dame 82, (9) Charlotte 63

Friday, March 15

NCAA West Region, Mellon Arena, Pittsburgh,
Pa.
(1) Cincinnati 90, (16) Boston University 52

Sunday, March 17

West Region, Mellon Arena, Pittsburgh, Pa.
(8) UCLA 105, (1) Cincinnati 101 (2OT)

2001

Thursday, March 15

West Region First Round, San Diego, Calif.
(5) Cincinnati 84, (12) BYU 59

Friday, March 16

Midwest Region First Round, Dayton, Ohio
(9) Charlotte 70, (8) Tennessee 63

Saturday, March 17

West Region Second Round, San Diego, Calif.
(5) Cincinnati 66, (13) Kent State 43

Sunday, March 18

Midwest Region Second Round, Dayton, Ohio
(1) Illinois 79 (9) Charlotte 61

Thursday, March 22

West Region Semifinals, Anaheim, Calif.
(1) Stanford 78, (5) Cincinnati 65

2000

Thursday, March 16

Midwest Regional, Cleveland, Ohio
(8) Utah 48, (9) Saint Louis 45

West Regional, Tucson, Ariz.

(10) Gonzaga 77, (7) Louisville 66

Friday, March 17

South Regional, Nashville, Tenn.
(2) Cincinnati 64, (15) UNC Wilmington 47

East Regional, Winston Salem, N.C.

(8) Kansas 81, (9) DePaul 77 (ot)

Sunday, March 19

South Regional, Nashville, Tenn.
(7) Tulsa 69, (2) Cincinnati 61

1999

Thursday, March 11

West Regional, Denver, Colo.
(5) Iowa 77, (12) UAB 64
South Regional, Orlando, Fla.
(10) Creighton 62, (7) Louisville 58

Friday, March 12

East Regional, Boston, Mass.
(3) Cincinnati 72, (14) George Mason 48
Midwest Regional, Milwaukee, Wis.
(5) Charlotte 81, (12) Rhode Island 70 (OT)

Sunday, March 14

Midwest Regional, Milwaukee, Wis.
(13) Oklahoma 85, (5) Charlotte 72
East Regional, Boston, Mass.
(7) Temple 64, (3) Cincinnati 54

1998

Thursday, March 12

East Regional First Round, Hartford, Conn.
(8) Charlotte 77, (9) Illinois-Chicago 62
(2) Cincinnati 65, (15) Northern Arizona 62

Friday, March 13

South Regional First Round, Atlanta, Ga.
(10) Saint Louis 51, (7) Massachusetts 46

Saturday, March 14

East Regional Second Round, Hartford, Conn.
(1) North Carolina 93, Charlotte 83 (ot)
West Regional Second Round, Boise, Idaho
(10) West Virginia 75, Cincinnati 74

Sunday, March 15

South Regional Second Round, Atlanta, Ga.
(2) Kentucky 88, Saint Louis 61

1997

Thursday, March 13

Midwest Region First Round, Auburn Hills, Mich.
(3) Cincinnati 86, (14) Butler 69

Friday, March 14

East Region First Round, Pittsburgh, Pa.
(6) Louisville 65, (11) Massachusetts 57
West Region First Round, Tucson, Ariz.
(7) Charlotte 79, (10) Georgetown 67
Southeast Region First Round, Charlotte, N.C.
(10) Providence 81, (7) Marquette 59

Saturday, March 15

Midwest Region Second Round, Auburn Hills, Mich.
(6) Iowa State 67, (3) Cincinnati 66

Sunday, March 16

East Region Second Round, Pittsburgh, Pa.
(6) Louisville 64, (3) New Mexico 63
West Region Second Round, Tucson, Ariz.
(2) Utah 77, (7) Charlotte 58

Friday, March 21

East Regional Semifinal, Syracuse, N.Y.
(6) Louisville 78, (10) Texas 63

Sunday, March 23

East Regional Final, Syracuse, N.Y.
(1) North Carolina 97, (6) Louisville 74

1996

Thursday, March 14

East Region First Round, Providence, R.I.
(4) Marquette 68, (13) Monmouth 44
West Region First Round, Albuquerque, N.M.
(12) Drexel 75, (5) Memphis 63

Friday, March 15

Midwest Region First Round, Milwaukee, Wis.
(6) Louisville 82, (11) Tulsa 80 (ot)
Southeast Region First Round, Orlando, Fla.
(2) Cincinnati 66, (15) UNC Greensboro 61

Saturday, March 16

East Region Second Round, Providence, R.I.
(12) Arkansas 65, (4) Marquette 56

Sunday, March 17

Midwest Region Second Round, Milwaukee, Wis.
(6) Louisville 68, (3) Villanova 64
Southeast Region Second Round, Orlando, Fla.
(2) Cincinnati 78, (7) Temple 65

Thursday, March 21

Midwest Regional Semifinal, Minneapolis, Minn.
(2) Wake Forest 60, (6) Louisville 59

Friday, March 22

Southeast Regional Semifinal, Lexington, Ky.
(2) Cincinnati 87, (3) Georgia Tech 70

Sunday, March 24

Southeast Regional Final, Lexington, Ky.
(5) Mississippi State 73, (2) Cincinnati 63

NIT POSTSEASON HISTORY

ALL-TIME NIT APPEARANCES

Team	Appearances	Won	Lost	Pct.	Semifinals	Finals	Titles	Second	Third	Fourth	Best Finish
East Carolina	0	0	0	.000	0	0	0	0	0	0	N/A
Houston	9	5	9	.357	1	1	0	1	0	0	Second (1977)
Marshall	4	2	5	.286	1	0	0	0	0	1	Fourth (1967)
Memphis	17	20	16	.556	4	1	1	1	2	0	Champion (2002)
Rice	5	1	5	.167	0	0	0	0	0	0	Second Round
SMU	2	0	2	.000	0	0	0	0	0	0	First Round (twice)
Southern Miss	8	6	7	.462	1	1	1	0	0	0	Champion (1987)
Tulane	6	7	6	.538	1	0	0	0	1	0	Third (1996)
Tulsa	10	11	8	.579	2	2	2	0	0	0	Champion (1981, 01)
UAB	11	14	11	.560	2	0	0	0	2	0	Third (1989, 1993)
UCF	0	0	0	.000	0	0	0	0	0	0	N/A
UTEP	9	6	9	.400	0	0	0	0	0	0	Second Round

EAST CAROLINA (0)

HOUSTON (9)

(1962, 77-2nd, 85, 88, 91, 93, 2002, 05, 06)

MARSHALL (4)

(1967-4th, 68, 73, 88)

MEMPHIS (17)

(1957-2nd, 60, 61, 63, 67, 72, 74, 75, 77, 90, 91, 97, 98, 2001-3rd, 02-Champions, 05-3rd, 10)

RICE (5)

(1943, 91, 93, 2004, 05)

SMU (2)

(1986, 2000)

SOUTHERN MISS (8)

(1981, 86, 87-champions, 88, 94, 95, 98, 2001)

TULANE (6)

(1982, 83, 94, 96-3rd, 97, 2000)

TULSA (10)

(1953, 67, 69, 81-Champions, 83, 90, 91, 2001-Champions, 09, 10)

UAB (11)

(1980, 89-3rd, 91, 92, 93-3rd, 97, 98, 2003, 08, 09, 10)

UCF (0)

UTEP (9)

(1965, 72, 80, 81, 83, 93, 95, 2001, 06)

ALL-TIME NIT RESULTS

2010

First Round

Tuesday, March 16

(2) UAB 65, (7) Coastal Carolina 49

Wednesday, March 17

(3) Memphis 73, (6) St. John's 71

(4) Kent State 55, (5) Tulsa 54

Second Round

Friday, March 19

(2) Mississippi 90, (3) Memphis 81

Saturday, March 20

(2) UAB 72, (6) North Carolina State 52

Third Round

Tuesday, March 23

(4) North Carolina 60, (2) UAB 55

2009

First Round

Tuesday, March 17

(2) Notre Dame 70, (7) UAB 64

Wednesday, March 18

(4) Tulsa 68, (5) Northwestern 59

Second Round

Friday, March 20

(1) Auburn 74, (4) Tulsa 55

2008

First Round

Wednesday, March 19

(5) UAB 80, (4) VCU 77

Second Round

Monday, March 24

(1) Virginia Tech 75, (5) UAB 49

2006

First Round

Tuesday, March 14

UTEP 86, Lipscomb 66

Wednesday, March 15

Houston 77, BYU 67

Second Round

Thursday, March 16

Michigan 82, UTEP 67

Monday, March 20

Missouri State 60, Houston 59

2005

First Round

Monday, March 14

Western Michigan 54, Marquette 40

Tuesday, March 15

DePaul 75, Missouri 70

Wednesday, March 16
TCU 60, Miami (Ohio) 58
Memphis 90, Northeastern 65
Wichita State 85, Houston 69

Second Round

Sunday, March 19
Memphis 83, Virginia Tech 62
Texas A&M 75, DePaul 72

Monday, March 21
TCU 78, Western Michigan 76 (OT)

Quarterfinals, Memphis, Tenn.

Wednesday, March 23
Memphis 81, Vanderbilt 68

Quarterfinals, College Park, Md.

Saturday, March 26
Maryland 85, TCU 73

Semifinals, Madison Square Garden, New York, NY

Tuesday, March 29
St. Joseph's 70, Memphis 58

2004

First Round

Monday, March 15
Marquette 87, Toledo 72

Tuesday, March 16
*Saint Louis 70, Iowa 69
*Family Arena in St. Charles, Mo.

Second Round

Monday, March 22
*Notre Dame 77, Saint Louis 66
*Allen County War Memorial, Fort Wayne, Ind.

Tuesday, March 23
Marquette 66, Boise State 53

Quarterfinals

Thursday, March 25
Iowa State 77, Marquette 69

2003

First Round

Tuesday, March 18
North Carolina 83, DePaul 72

Wednesday, March 19
Minnesota 62, Saint Louis 52
UAB 82, Louisiana-Lafayette 80

Second Round

Tuesday, March 25
UAB 80, Siena 71

Quarterfinals

Thursday, March 27
St. John's 79, UAB 71

2002

First Round

Tuesday, March 12
Ball State 98, USF 92
Louisville 66, Princeton 65

Wednesday, March 13
Vanderbilt 59, Houston 50

Thursday, March 14
Memphis 82, UNC Greensboro 62

Second Round

Tuesday, March 19
Temple 65, Louisville 62

Wednesday, March 20
Memphis 80, BYU 69

Quarterfinals

Saturday, March 23
Memphis 79, Tennessee Tech 73

Semifinals

Tuesday, March 26
Memphis 78, Temple 77

Finals

Tuesday, March 26
Memphis 72, South Carolina 62

2001

First Round

Tuesday, March 13
Memphis 71, Utah 62

Wednesday, March 14
Mississippi State 75, Southern Miss 68

Second Round

Tuesday, March 20
Memphis 90, UTEP 65

Quarterfinals

Thursday, March 22
Memphis 81, New Mexico 63

Semifinals (New York, N.Y.)

Tuesday, March 27
Tulsa 72, Memphis 64

Consolation Finals (New York, N.Y.)

Thursday, March 29
Memphis 86, Detroit 71

2000

First Round

Tuesday, March 14
N.C. State 64, Tulane 60

Wednesday, March 15
Xavier 67, Marquette 63
Mississippi 62, Charlotte 45
New Mexico 64, USF 58

1999

First Round

Wednesday, March 10
DePaul 69, Northwestern 64

Second Round

Tuesday, March 16
California 57, DePaul 56

1998

First Round

Wednesday, March 11
UAB 93, Missouri 86
Marquette 80, Creighton 68
Memphis 90, Ball State 67
Auburn 77, Southern Miss 62

Second Round

Monday, March 16
Marquette 75, Auburn 60 (ot)
Minnesota 79, UAB 66
Fresno State 83, Memphis 80

Quarterfinals

Wednesday, March 18
Minnesota 73, Marquette 71

1997

First Round

Wednesday, March 12
TCU 85, UAB 62
UNLV 66, Memphis 62

Thursday, March 13
At Oklahoma State 79, Tulane 72

1996

First Round

Wednesday, March 13
At Minnesota 68, Saint Louis 52
Tulane 87, at Auburn 73 (ot)

Second Round

Monday, March 18
Tulane 84, at Minnesota 65

Quarterfinals

Wednesday, March 20
At Tulane 83, Illinois State 72

Semifinals (New York, N.Y.)

Monday, March 25
Nebraska 90, Tulane 78

Consolation (New York, N.Y.)

Wednesday, March 27
Tulane 87, Alabama 67

CBI RESULTS

ALL-TIME CBI APPEARANCES

Team	Appearances	Won	Lost	Pct.	Semifinals	Championship Series	Best Finish
East Carolina	0	0	0	.000	0	0	N/A
Houston	2	2	2	.500	1	0	Semifinals (2008)
Marshall	0	0	0	.000	0	0	N/A
Memphis	0	0	0	.000	0	0	N/A
Rice	0	0	0	.000	0	0	N/A
SMU	0	0	0	.000	0	0	N/A
Southern Miss	0	0	0	.000	0	0	N/A
Tulane	0	0	0	.000	0	0	N/A
Tulsa	1	5	1	.833	1	1	Champion (2008)
UAB	0	0	0	.000	0	0	N/A
UCF	0	0	0	.000	0	0	N/A
UTEP	1	4	3	.571	1	1	Runner-Up (2009)

2009

First Round

Tuesday, March 17
UTEP 79, Nevada 77

Wednesday, March 18
Oregon State 49, Houston 44

Quarterfinals

Monday, March 23
UTEP 75, Northeastern 66

Semifinals

Wednesday, March 25
UTEP 81, Richmond 69

Championship Series

Monday, March 30 (Corvallis, Ore.)
Oregon State 75, UTEP 69

Wednesday, April 1 (El Paso, Texas)
UTEP 70, Oregon State 63

Friday, April 3 (El Paso, Texas)
Oregon State 81, UTEP 73

2008

First Round

Tuesday, March 18
Houston 80, Nevada 79

Wednesday, March 19
Tulsa 61, Miami (Ohio) 45
Utah 81, UTEP 69

Quarterfinals

Monday, March 24
Houston 91, Valparaiso 67
Tulsa 69, Utah 60

Semifinals

Wednesday, March 26
Tulsa 73, Houston 69

Championship Series

Monday, March 31 (Tulsa, Okla.)
Tulsa 73, Bradley 68

Wednesday, April 2 (Peoria, Ill.)
Bradley 83, Tulsa 74

Friday, April 4 (Tulsa, Okla.)
Tulsa 70, Bradley 64



Tulsa head coach Doug Wojcik cuts down the net with his team as the Golden Hurricane won the inaugural College Basketball Invitational title in 2008.



A full house came out to support the Miners at the Don Haskins Center as UTEP played Oregon State for the 2009 CBI title.

PLAYERS IN THE PROS

NATIONAL BASKETBALL ASSOCIATION

PLAYER	POSITION	SCHOOL	NBA TEAM
Antonio Anderson	Guard	Memphis	Houston
Earl Barron	Guard	Memphis	New York
Derrick Character	Forward	UTEP	Los Angeles
Rodney Carney	Forward	Memphis	Golden State
Joey Dorsey	Forward	Memphis	Toronto
Chris Douglas-Roberts	Guard	Memphis	Milwaukee
Robert Dozier	Forward	Memphis	Miami
Tyreke Evans	Guard	Memphis	Sacramento
Mike Harris	Guard	Rice	Houston
Linton Johnson III	Forward	Tulane	Orlando
Derrick Rose	Guard	Memphis	Chicago
Quinton Ross	Guard	SMU	New Jersey
Jermaine Taylor	Guard	UCF	Houston
Ben Uzoh	Guard	Tulsa	New Jersey
Hassan Whiteside	Center	Marshall	Sacramento
Elliot Williams	Guard	Memphis	Portland
Shawne Williams	Forward	Memphis	New York

NBA COACHES


PLAYER	POSITION	SCHOOL	NBA TEAM
Mike D'Antoni	Head Coach	Marshall	New York
Dan D'Antoni	Asst. Coach	Marshall	New York
Paul Pressey	Asst. Coach	Tulsa	Cleveland

C-USA IN THE NBA DRAFT

PLAYER	COLLEGE	PRO TEAM	ROUND	OVERALL
2010				
Elliot Williams	Memphis	Portland Trail Blazers	1st	22nd
Hassan Whiteside	Marshall	Sacramento Kings	2nd	33rd
Jerome Jordan	Tulsa	Milwaukee Bucks	2nd	44th
Derrick Character	UTEP	Los Angeles Lakers	2nd	58th
2009				
Tyreke Evans	Memphis	Sacramento Kings	1st	4th
Jermaine Taylor	UCF	Houston Rockets	2nd	32nd
Robert Vaden	UAB	Oklahoma City Thunder	2nd	54th
Robert Dozier	Memphis	Miami Heat	2nd	60th
2008				
Derrick Rose	Memphis	Chicago Bulls	1st	1st
Walter Sharpe	UAB	Seattle SuperSonics	2nd	32nd
Joey Dorsey	Memphis	Portland Trail Blazers	2nd	33rd
Chris Douglas-Roberts	Memphis	New Jersey Nets	2nd	40th
2007				
Morris Almond	Rice	Utah Jazz	1st	25th
2006				
Rodney Carney	Memphis	Chicago Bulls	1st	16th
Shawne Williams	Memphis	Indiana Pacers	1st	17th
2005				
Francisco Garcia	Louisville	Sacramento Kings	1st	23rd
Jason Maxiell	Cincinnati	Detroit Pistons	1st	26th
Travis Diener	Marquette	Orlando Magic	2nd	38th
2004				
Antonio Burks	Memphis	Orlando Magic	2nd	35th
2003				
Dwyane Wade	Marquette	Miami Heat	1st	5th
Reece Gaines	Louisville	Orlando Magic	1st	15th
2002				
Dajuan Wagner	Memphis	Cleveland Cavaliers	1st	6th
Steve Logan	Cincinnati	Golden State Warriors	2nd	30th
2001				
Rodney White	Charlotte	Detroit Pistons	1st	9th
Steven Hunter	DePaul	Orlando Magic	1st	15th
Bobby Simmons	DePaul	Seattle Sonics	2nd	42nd
Alton Ford	Houston	Phoenix Suns	2nd	51st
Kenny Satterfield	Cincinnati	Dallas Mavericks	2nd	54th
Maurice Jeffers	Saint Louis	Sacramento Kings	2nd	55th
2001				
Kenyon Martin	Cincinnati	New Jersey Nets	1st	1st
DerMarr Johnson	Cincinnati	Atlanta Hawks	1st	6th
Quentin Richardson	DePaul	Los Angeles Clippers	1st	18th
Pete Mickeal	Cincinnati	New York Knicks	2nd	58th
1999				
Galen Young	Charlotte	Milwaukee Bucks	2nd	48th
Melvin Levett	Cincinnati	Detroit Pistons	2nd	54th
1998				
Larry Hughes	Saint Louis	Philadelphia 76ers	1st	8th
Ruben Patterson	Cincinnati	Los Angeles Lakers	2nd	31st
DeMarco Johnson	Charlotte	New York Knicks	2nd	38th
1997				
Danny Fortson	Cincinnati	Milwaukee Bucks	1st	10th
Cedric Henderson	Memphis	Cleveland Cavaliers	2nd	45th
Chris Crawford	Marquette	Atlanta Hawks	2nd	51st
DeJuan Wheat	Louisville	Los Angeles Lakers	2nd	52nd
1996				
Lorenzen Wright	Memphis	Los Angeles Clippers	1st	7th
Samaki Walker	Louisville	Dallas Mavericks	1st	9th



Tyreke Evans



Jermaine Taylor



Derrick Rose

2011 DIVISION I MEN'S BASKETBALL CHAMPIONSHIP



112 NCAA CHAMPIONSHIP

OPENING ROUND
Tuesday, March 15, 2011
UD Arena
 Dayton, Ohio
Host: University of Dayton

FIRST AND SECOND ROUNDS
Thursday/Saturday, March 17 & 19, 2011

Pepsi Center
 Denver, Colorado
Host: Mountain West Conference

St. Pete Times Forum
 Tampa, Florida
Host: University of South Florida

McKale Center
 Tucson, Arizona
Host: University of Arizona

Verizon Center
 Washington D.C.
Host: Georgetown University

Friday/Sunday, March 18 & 20, 2011

Time Warner Cable Arena
 Charlotte, North Carolina
Host: UNC-Charlotte

United Center
 Chicago, Illinois
Host: Big Ten Conference

Quicken Loans Arena
 Cleveland, Ohio
Host: Cleveland State University

BOK Center
 Tulsa, Oklahoma
Host: University of Tulsa

REGIONALS
Thursday/Saturday, March 24 & 26, 2011

West Regional
Honda Center
 Anaheim, California
Host: Big West Conference

South/Midwest Regional
New Orleans Arena
 New Orleans, Louisiana
Host: Tulane University

Friday/Sunday, March 25 & 27, 2011

East Regional
Prudential Center
 Newark, New Jersey
Host: Seton Hall University

South/Midwest Regional
Alamodome
 San Antonio, Texas
Host: University of Texas-San Antonio

FINAL FOUR
Saturday/Monday, April 2 & 4, 2011

Reliant Stadium
 Houston, Texas
Host: University of Houston/Rice University



MEDIA SERVICES

C-USA BASKETBALL CONTACTS

Jody Jones, ECU
(252) 737-4522
jonesjod@ecu.edu

Jeff Conrad, Houston
(713) 743-9407
rpoulter@mail.uh.edu

Matt Turk, Marshall
(304) 696-2418
sportsinfo@marshall.edu

Lamar Chance, Memphis
(901) 678-2349
lchance1@memphis.edu

Ron Mears, Rice
(713) 348-8874
rmears@rice.edu

Herman Hudson, SMU
(214) 768-1304
hermanh@smu.edu

Tim Andrzejewski, Southern Miss
(601) 266-4503
Timothy.andrzejewski@usm.edu

Brian Miller, Tulane
(504) 314-7219
bmiller@tulane.edu

Don Tomkalski, Tulsa
(918) 631-3200
donald-tomkalski@utulsa.edu

Aaron Jordan, UAB
(205) 934-0722
jordana@uab.edu

Doug Richards, UCF
(407) 823-2142
drichards@athletics.ucf.edu

Jeff Darby, UTEP
(915) 747-6652
jdarby@utep.edu



C-USA ON THE WEB/ SOCIAL NETWORK

For the most current information on Conference USA basketball, along with C-USA's other sports, visit conferenceusa.com. Conference USA is also growing its social media network with YouTube and Facebook pages and adding a Twitter account as part of its continuous efforts to further engage and communicate with its fan base. The social

media sites work in conjunction with ConferenceUSA.com, the official online source for C-USA athletics. By becoming a fan of Conference USA on Facebook, followers of C-USA teams will have the opportunity to receive score updates, event recaps and notices, video features, photos, special announcements, news on promotions and special ticket offers and much more. The Facebook page is available by searching for "Conference USA" under "Pages" on the site. Twitter provides fans a means to receive a steady flow of information on all facets of C-USA athletics through instant messaging at www.twitter.com/ConferenceUSA1.

On-line social-networking utilities, growing increasingly popular worldwide, allow users to connect and communicate information with others like friends, family and co-workers, immediately and unobtrusively. Facebook, with over 500 million users worldwide, and Twitter, boasting an increase of more than 1,400 percent in number of visits since 2008, enable C-USA to post updates about players and coaches for its 20 sports teams, as well as academic and community achievements.

TOURNAMENT CREDENTIALS

Media planning to attend the 2011 C-USA Men's & Women's Basketball Championships, March 9-12, in El Paso should apply for working credentials on the league's official Web site, conferenceusa.com. Please click on Media Center on the top navigation bar and that will take you to the online credential application system. For additional information about the championship, please contact C-USA Media Relations.

C-USA RELEASES

Throughout the 2010-11 season, the Conference USA Media Relations office will update the men's basketball release continuously. Media members that would like to receive the most up-to-date information on C-USA men's basketball via e-mail

C-USA MEDIA RELATIONS

5201 North O'Connor Blvd., Suite 300
Irving, TX 75039
(214) 774-1300

**Courtney Morrison Archer (MBK Contact),
Assistant Commissioner**
cmarcher@c-usa.org

Russ Anderson, Assistant Commissioner
rdanderson@c-usa.org

Debbie Davis, Associate Director
ddavis@c-usa.org

Nicole Cartier, Director of New Media
ncartier@c-usa.org

James Etter, Media Relations Intern
jetter@c-usa.org

can contact the C-USA Media Relations Office to receive this service. The releases are updated daily on the men's basketball page at www.conferenceusa.com.

COACHES TELECONFERENCE

All 12 Conference USA head coaches will be featured in a teleconference on select Tuesdays from 10:00-11:30 a.m. CT during the 2010-11 season. The call will take place on Tuesday, January 4, February 1 and March 1. Media wishing to participate on the teleconference should call the Media Relations office for the access telephone number and coaches schedule.

WEEKLY AWARDS

Conference USA will name a Player of the Week and Freshman of the Week throughout the regular season. The Player of the Week is selected by a media panel with one representative in each of the member institution's cities. The Player and Freshman of the Week will be announced on Monday and immediately available on www.conferenceusa.com.

POSTSEASON AWARDS

C-USA names first, second and third All-Conference teams, an All-Freshman team, an All-Academic team, Player of the

Year, Freshman of the Year, Newcomer of the Year, Coach of the Year, Defensive Player of the Year and Sixth Player of the Year awards at the conclusion of the regular season. All of the award winners, with the exception of Coach of the Year and All-Academic team, are selected by a poll of media representatives and C-USA Coaches. The Coach of the Year Award recipient is selected by the coaches only. The Coach of the Year Award is sponsored by the Birmingham Tipoff Club and administered by The Birmingham News.

Beginning with the 2006-07 season, an All-Academic Team was also recognized based on voting by the 12 sports information directors.

C-USA AUDIO UPDATE

Conference USA produces a daily audio update entitled "Today in Conference USA" that focuses on basketball, as well as all C-USA sports. Bill Hazen serves as the host and producer of the program, which currently airs on 16 radio stations throughout C-USA's footprint with a reach of more than 100,000 people. These updates are also available for download on C-USA's podcast channel: <http://conferenceusa.cstv.com/podcasts/c-usa-podcasts.html>.

CONFERENCE USA

5201 N. O'Connor Blvd., Suite 300
Irving, TX 75039
P: 214/774-1300 • F: 214/496-0055
conferenceusa.com

**Courtney Morrison-Archer, Assistant Commissioner for Public Affairs/
Basketball Contact** (cmarcher@c-usa.org)

**Russell Anderson, Assistant Commissioner for Football and Baseball
Operations** (rdanderson@c-usa.org)

Debbie Davis, Associate Director of Media Relations (ddavis@c-usa.org)

Nicole Cartier, Director of New Media (ncartier@c-usa.org)

James Etter, Intern (jetter@c-usa.org)

SID DIRECTORY

EAST CAROLINA

320 Ward Sports Medicine Building
Greenville, NC 27858
252/737-4522

Fax: 252/737-4528
Assistant AD: Tom McClellan
✉ mcclellant@ecu.edu

Associate: Jody Jones

✉ jonesjod@ecu.edu
Assistant: Malcolm Gray
✉ graym@ecu.edu
Assistant: Charles Welch
✉ welchc@ecu.edu



HOUSTON

3100 Cullen Boulevard
Houston, TX 77004
713/743-9404
Fax: 713/743-9411

Associate AD: Cassie Arner
✉ mcarner@central.uh.edu

Director: Jeff Conrad

✉ jaconrad@mail.uh.edu
Assistant: Kyle Seay
✉ kseay@central.uh.edu
Assistant: Jamie Zarda
✉ jczarda@uh.edu



MARSHALL

PO Box 1360
Huntington, WV 25715
304/696-4660
Fax: 304/696-2325

Assistant AD: Randy Burnside
✉ burnsid2@marshall.edu
Assistant: Bob Pristash
✉ pristash1@marshall.edu

Assistant: Matt Turk

✉ sportsinfo@marshall.edu



MEMPHIS

203 Athletic Office Building
570 Normal
Memphis, TN 38152
901/678-2337
Fax: 901/678-4134

Assistant AD: Jennifer Rodrigues (2397)
✉ jmpowers@memphis.edu

Assistant: Lamar Chance (2349)

✉ lchance1@memphis.edu
Assistant: Tammy DeGroff (5787)
✉ tdegroff@memphis.edu
Assistant: Jason Redd (4640)
✉ jredd@memphis.edu
Assistant: Brandon Kolditz
✉ wkolditz@memphis.edu



RICE

PO Box 1892 MS 548
Houston, TX 77251-1892
713/348-4034

Fax: 713/348-6019
Assistant AD: Chuck Pool
✉ cpool@rice.edu

Assistant: Ron Mears

✉ rmears@rice.edu
Assistant: John Sullivan
✉ jsully@rice.edu
Assistant: Jay Jameson
✉ jj7473@rice.edu



SMU

PO Box 0216
6024 Airline Road
Dallas, TX 75275-0216
214/768-2883

Assistant AD: Brad Sutton
✉ bsutton@smu.edu

Assistant: Herman Hudson

✉ hermanh@smu.edu



SOUTHERN MISS

118 College Drive #5161
Hattiesburg, MS 39406-0001
601/266-4503

Fax: 601/266-4507
Assistant AD: Jack Duggan
✉ jack.duggan@usm.edu

Associate: Shirley Hill

✉ shirley.jones-hill@usm.edu

Assistant: Tim Andrzejewski

✉ timothy.andrzejewski@usm.edu

Assistant: Jason Kirksey
✉ Jason.kirksey@usm.edu



TULANE

Wilson Center
Ben Weiner Drive
New Orleans, LA 70118-5681
504/865-5506

Fax: 504/865-5512
Assistant AD: Roger Dunaway

✉ roger@tulane.edu
Assistant: Richie Weaver
✉ rweaver@tulane.edu

Assistant: Brian Miller

✉ bmillier@tulane.edu
Assistant: Greg Campbell
✉ gcampbe1@tulane.edu



TULSA

600 S. College Avenue
Tulsa, OK 74104-3189
918/631-ext.

Associate AD: Don Tomkalski (3200)

✉ donald-tomkalski@utulsa.edu

Assistant: Stephanie Hall (2163)

✉ stephanie-hall@utulsa.edu

Assistant: Eric Hollier (2395)

✉ eric-hollier@utulsa.edu



UAB

115 Bartow Arena
617 13th Street South
Birmingham, AL 35294-4520
205/934-0722

Fax: 205/975-7505

Assistant AD: Norm Reilly

✉ nreilly@uab.edu

Associate: Aaron Jordan

✉ ajordan@uab.edu

Assistant: Leslie Wilhite

✉ lwilhite@uab.edu

Assistant: Tyson Mathews

✉ tmathews@uab.edu



UCF

4000 Central Florida Blvd.
Orlando, FL 32816
407/823-ext.

Fax: 407/823-5266

Director: Leigh Torbin (0994)

✉ ltorbin@athletics.ucf.edu

Associate: Doug Richards (2142)

✉ drichards@athletics.ucf.edu

Assistant: Pat Salvas

✉ psalvas@athletics.ucf.edu

Assistant: Brian Ormiston

✉ bormiston@athletics.ucf.edu

Assistant: Sarah Tarasewicz

✉ sarah@athletics.ucf.edu



UTEP

Brumbelow Bldg. Room 126
201 Baltimore
El Paso, TX 79902
915/747-6652

Associate AD: Jeff Darby

✉ jdarby@utep.edu

Associate: Angela Olivas

✉ acolivas@utep.edu

Associate: Mark Brunner

✉ mbrunner@utep.edu

Assistant: Ana Chavez

✉ agchavez@utep.edu

