


UCLA HISTORY



RETIRED JERSEY NUMBERS

#25 GAIL GOODRICH



Ceremony: On Dec. 18, 2004 in Pauley Pavilion, when UCLA hosted Michigan, Gail Goodrich, a member of the Naismith Memorial Basketball Hall of Fame, had his No. 25 jersey retired, becoming the seventh men's basketball player in school history to achieve this honor.

Notes: A three-year letterman (1963-65) under John Wooden, Goodrich was the leading scorer on UCLA's first two (1964/1965) NCAA Championship teams ... as a senior co-captain (with Keith Erickson) and All-American in 1965, he averaged a team-leading 24.8 points ... in the 1965 NCAA

Final, his then-championship game record 42 points led No. 2 UCLA to an 87-66 victory over No. 1 Michigan ... as a junior, with backcourt mate senior Walt Hazzard, Goodrich was again the leading scorer (21.5) on a Bruin team that recorded the school's first perfect 30-0 record and first-ever NCAA title ... a two-time (1964/1965) NCAA Final Four All-Tournament team selection ... left UCLA as the school's leading scorer (1,690, now No. 13) and his 24.8 single season (1965) scoring average is No. 3 in school history and tops among Bruin guards ... a 14-year NBA playing career, including a five-time NBA All-Star, Goodrich was the leading scorer (25.9) on the Los Angeles Lakers' 1972 NBA Championship team, a squad that set an NBA record 33 consecutive victories ... charter (1984) member of the UCLA Athletic Hall of Fame ... 1996 inductee into the Naismith Memorial Basketball Hall of Fame ... Poly High School (No. 12) and the Lakers (No. 25) have also retired Goodrich's jersey numbers ... 2005 Pac-10 Hall of Honor inductee.

#31 ED O'BANNON



Ceremony: For only the second time in school history, UCLA, in a halftime ceremony in Pauley Pavilion during the UCLA/Oregon game on Feb. 1, 1996, retired the jersey numbers of four former players — No. 42 Walt Hazzard, No. 35 Sidney Wicks, No. 54 Marques Johnson and No. 31 Ed O'Bannon — all National Players of the Year during their Bruin careers.

Notes: A four-year letterman (1992-95) and three-year starter (1993-95) under Jim Harrick ... the high school (Artesia) National Player of the Year in 1990, before the start of his freshman season at

UCLA, O'Bannon severely injured his left knee, requiring major surgery and missing all of 1990-91 ... as a sophomore starter in 1993, he averaged 16.7 points (second on the team) and 7.0 rebounds (first), earning first-team All-Pac-10 and honorable mention All-American ... in 1994, he led the Bruins

in scoring (18.2) and rebounding (8.8) to earn third-team All-American and first-team All-Pac-10 for a second straight season ... as a senior in 1995, O'Bannon led UCLA to its 11th NCAA championship, he was named the Most Outstanding Player at the Final Four, as he again paced UCLA in scoring (20.4) and rebounding (8.3) ... the Bruins won a school-record 32 games, including a 19-game winning streak and O'Bannon was named National Player of the Year, by the John R. Wooden Award, USBWA and CBS-Chevrolet, as well as Pac-10 co-Player of the Year ... he was the ninth player taken in the '95 NBA draft by the New Jersey Nets ... 2005 UCLA Athletics Hall of Fame inductee.

#32 BILL WALTON



Ceremony: On Feb. 3, 1990, four of the greatest players in UCLA basketball history — Kareem Abdul-Jabbar (Lew Alcindor), Bill Walton, Ann Meyers-Drysdale and Denise Curry — had their uniform numbers retired. This special ceremony, at halftime of the UCLA-DePaul game, was the key moment in the "Pauley at 25" celebration during the 1989-90 season and marked the first time that any Bruin basketball numbers had been retired. All four players earned consensus All-America honors three times, the criteria used for deciding which of UCLA's many outstanding players should have their

numbers retired. All are in the Basketball Hall of Fame in Springfield, Mass., and the UCLA Athletic Hall of Fame.

Notes: One of the best all-around centers ever to play college basketball, Walton was inducted into the Basketball Hall of Fame in May of 1993 ... he was inducted into the GTE Academic All-America Hall of Fame in the Spring of 1994 ... skilled offensively, intimidating defensively, he could rebound and start a fast break as well as anyone who ever played the game ... starting center for three seasons (1972-74) after starring with the Freshman Team in 1971 ... led UCLA to two NCAA titles and a record of 86-4 ... the foundation on the only teams to record back-to-back 30-0 seasons ... his teams won their first 73 games as UCLA won an NCAA-record 88 consecutive games ... three-time consensus All-American and Player of the Year ... ranks first in career rebounding with 1,370 (15.7 average) and second in field goal percentage (.651) ... also ranks third in career scoring average (20.3) and 11th in career points (1,767) ... holds UCLA record for rebounds in a season (506 for a 16.9 average) and twice had 27 in a game, one shy of that record ... the No. 1 selection of the 1974 NBA draft by the Portland Trail Blazers ... averaged 13.3 points and 10.5 rebounds in a career marred by injuries ... led Portland to the NBA crown in 1977 and also helped Boston win the 1986 NBA title ... charter member (1984) of the UCLA Athletics Hall of Fame ... Walton was named a recipient of the NCAA Silver Anniversary Award in 1999 ... 2003 lead NBA analyst for ABC/ESPN.




(L TO R) SIDNEY WICKS, MARQUES JOHNSON, WALT HAZZARD, ED O'BANNON AND CHARLES O'BANNON



BILL WALTON

RETIRED JERSEY NUMBERS

#33 KAREEM ABDUL-JABBAR (Lew Alcindor)



KAREEM ABDUL-JABBAR

Ceremony: On Feb. 3, 1990, Kareem Abdul-Jabbar (Lew Alcindor) and Bill Walton became the first two men's basketball players to have their uniform numbers retired. This special ceremony, at halftime of the UCLA/DePaul game, was the key moment in the "Pauley at 25" celebration during the 1989-90 season. Both players earned consensus All-America honors three times and both are in the Basketball Hall of Fame in Springfield, Mass., and the UCLA Athletic Hall of Fame.

Notes: The greatest offensive force in basketball history ... NCAA Silver Anniversary Award winner in 1994 ... elected to Basketball Hall of Fame in 1995 ... played center for three seasons (1967-69) after starring with the Freshman team in 1966 ... led the Bruins to three consecutive NCAA championships and a record of 88-2 ... the only player ever selected Most Outstanding Player of the Final Four three times ... three-time College Player of the Year ... three-time consensus All-American ... ranks first in career scoring average (26.4) ... ranks second with 2,325 points and 1,367 rebounds (15.5 average) and third with his .639 career field goal percentage ... holds UCLA records for points in a season (870 for a 29.0 average) and in a game (61 as a sophomore) ... the No. 1 selection of the 1969 NBA draft by Milwaukee, he played 20 years for the Bucks and the Los Angeles Lakers ... selected MVP six times, won six NBA titles (five with the Lakers) and holds the league scoring record with 38,387 points ... charter member (1984) of the UCLA Athletic Hall of Fame ... 2003 Pac-10 Hall of Honor enshrinement ... named an Los Angeles Laker assistant coach in 2005-06.

#35 SIDNEY WICKS



SIDNEY WICKS

Ceremony: For only the second time in school history, UCLA, in a halftime ceremony in Pauley Pavilion during the UCLA/Oregon game on Feb. 1, 1996, retired the jersey numbers of four former players — No. 42 Walt Hazzard, No. 35 Sidney Wicks, No. 54 Marques Johnson and No. 31 Ed O'Bannon — all National Players of the Year during their Bruin careers.

Notes: A three-year letterman (1969-71) and two-year starter (1970-71), Wicks was instrumental in leading the Bruins to three straight NCAA championships under John Wooden ... a 6-8, 230-pound power forward, in 1970 as a junior, he was UCLA's leading scorer (18.6)

and rebounder (11.9) and helped direct the Bruins to their sixth NCAA crown



(L TO R) KAREEM ABDUL-JABBAR, JOHN R. WOODEN AND BILL WALTON

and fourth consecutive national title ... as a junior, Wicks was named Most Outstanding Player at the NCAA Final Four and earned National co-Player of the Year from the Helms Athletic Foundation ... as a senior co-captain in 1971, he again led UCLA in scoring (21.3) and rebounding (12.7) as the Bruins won their seventh national crown and fifth in a row ... he earned Player of the Year honors from the USBWA and The Sporting News in 1971 ... a 10-year NBA performer, Wicks was the second pick in the '71 draft by Portland and was the NBA Rookie of the Year in 1972 ... he served four years (1984-88) as an assistant coach on Walt Hazzard's UCLA staff ... 1985 UCLA Athletic Hall of Fame inductee.

#42 WALT HAZZARD




WALT HAZZARD

Ceremony: For only the second time in school history, UCLA, in a halftime ceremony in Pauley Pavilion during the UCLA/Oregon game on Feb. 1, 1996, retired the jersey numbers of four former players — No. 42 Walt Hazzard, No. 35 Sidney Wicks, No. 54 Marques Johnson and No. 31 Ed O'Bannon — all National Players of the Year during their Bruin careers.

Notes: Served the Bruin basketball program as both a player and head coach ... a 6-2 point guard, Hazzard was a three-year starter (1962-64) and two-time All-American (1963-64) under John Wooden ... as a senior co-captain in 1964, Hazzard helped lead the Bruins to their first ever NCAA title and unbeaten season (30-0) ... he averaged a career-best 18.6 points, was named Most Valuable Player at the NCAA Final Four and earned Player of the Year honors from the Helms Athletic Foundation and USBWA in 1964 ... at the conclusion of his Bruin career, his 1,401 points was tops in school history ... won a gold medal on the U. S. team at the 1964 Summer Olympic Games in Tokyo ... a first-round draft choice of the Los Angeles Lakers, Hazzard played 10 years in the NBA ... UCLA's head coach from 1985-88 ... his first Bruin club won the NIT (1985) and in 1987, UCLA won the Pac-10 regular and post-season, advanced to the NCAA second round and Hazzard was named conference Coach of the Year ... a charter member (1984) of the UCLA Athletic Hall of Fame ... 2004 Pac-10 Hall of Honor inductee.

#54 MARQUES JOHNSON



MARQUES JOHNSON









Ceremony: For only the second time in school history, UCLA, in a halftime ceremony in Pauley Pavilion during the UCLA/Oregon game on Feb. 1, 1996, retired the jersey numbers of four former players — No. 42 Walt Hazzard, No. 35 Sidney Wicks, No. 54 Marques Johnson and No. 31 Ed O'Bannon — all National Players of the Year during their Bruin careers.

Notes: A four-year letterman (1974-77) and three-year starter (1975-77) under John Wooden and Gene Bartow ... as a sophomore starter, the 6-7, 225-pounder helped lead the Bruins to their 10th NCAA crown under Wooden ... as a junior co-captain in '76, he was the second-leading scorer (17.3) and top rebounder (9.4) when UCLA advanced to the Final Four ... in 1977 as a senior captain, Johnson paced UCLA in scoring (21.4) and rebounding (11.1) and won the first-ever John R. Wooden Award as the National Player of the Year ... the third pick in the NBA draft by the Milwaukee Bucks, he played 10 years, earning numerous All-NBA honors ... 1988 UCLA Athletic Hall of Fame inductee ... Bruin sons, Kris (1995-98) and Josiah (2002-05) wore their father's jersey number ... 2002 NABC Hillyard Silver Anniversary All-America basketball team ... Fox Network analyst.

SPORTS ILLUSTRATED COVERS

UCLA athletes have appeared on the cover of *Sports Illustrated* 121 times, the highest total of any school in the country and at least once in 47 of the last 49 years. Here is the complete list:

1. Rafer Johnson (Jan. 5, 1959)
2. Gary Cunningham (Mar. 19, 1962)
3. C.K. Yang (Dec. 23, 1963)
4. Walt Hazzard (Mar. 30, 1964)
5. Gail Goodrich (Mar. 29, 1965)
6. Doug McIntosh (Dec. 6, 1965)
7. Arthur Ashe (Aug. 29, 1966)
8. Gary Beban (Sept. 19, 1966)
9. Lew Alcindor (Dec. 5, 1966)
10. Lew Alcindor (Apr. 3, 1967)
11. Gary Beban (Nov. 19, 1967)
12. Lew Alcindor (Jan. 29, 1968)
13. Lew Alcindor (Apr. 1, 1968)
14. Lew Alcindor (Mar. 31, 1969)
15. Lew Alcindor (Oct. 27, 1969)
16. Lew Alcindor (Mar. 9, 1970)
17. John Vallely (Mar. 16, 1970)
18. Sidney Wicks (Mar. 30, 1970)
19. Lew Alcindor (Apr. 27, 1970)
20. Sidney Wicks (Nov. 30, 1970)
21. Lew Alcindor (Feb. 8, 1971)
22. Steve Patterson (Apr. 5, 1971)
23. Lew Alcindor (Apr. 19, 1971)
24. James McAlister (May 17, 1971)
25. Gail Goodrich (Dec. 13, 1971)
26. Bill Walton (Mar. 7, 1972)
27. Bill Walton (Apr. 3, 1972)
28. Lew Alcindor (Apr. 24, 1972)
29. Tommy Prothro (July 24, 1972)
30. John Wooden (Dec. 25, 1972)
31. Bill Walton (Feb. 5, 1973)
32. Kareem Abdul-Jabbar (Feb. 19, 1973)
33. Bill Walton (Mar. 26, 1973)
34. Bill Walton (Dec. 10, 1973)
35. Bill Walton (Feb. 25, 1974)
36. Jimmy Connors (Mar. 4, 1974)
37. Bill Walton (Mar. 25, 1974)
38. Bill Walton (Apr. 1, 1974)
39. Kareem Abdul-Jabbar (May 20, 1974)
40. Jimmy Connors (July 15, 1974)
41. Kareem Abdul-Jabbar and Bill Walton (Oct. 14, 1974)
42. David Meyers (Feb. 17, 1975)
43. Jimmy Connors (May 5, 1975)
44. Arthur Ashe (July 14, 1975)
45. Dwight Stones (Jun. 14, 1976)
46. Shirley Babashoff (July 19, 1976)
47. Jimmy Connors (Sept. 20, 1976)
48. Bill Walton (Dec. 23, 1976)
49. Kareem Abdul-Jabbar (Feb. 14, 1977)
50. Sidney Wicks (Apr. 25, 1977)
51. Bill Walton and Kareem Abdul-Jabbar (May 27, 1977)
52. Bill Walton (Jun. 13, 1977)
53. Bill Walton (Aug. 21, 1978)
54. Jimmy Connors (Sept. 18, 1978)
55. Bill Walton (Oct. 15, 1979)
56. Darren Daye (Mar. 31, 1980)
57. Kareem Abdul-Jabbar (May 5, 1980)
58. Kareem Abdul-Jabbar (Dec. 15, 1980)
59. Wendell Tyler (Aug. 24, 1981)
60. Jimmy Connors (July 12, 1982)
61. Jimmy Connors (Sept. 20, 1982)
62. Kareem Abdul-Jabbar (May 9, 1983)
63. Kareem Abdul-Jabbar (Feb. 1984)
64. Dwight Stones (July 2, 1984)
65. Rafer Johnson (Aug. 6, 1984)
66. Kareem Abdul-Jabbar (Jun. 10, 1985)
67. Kareem Abdul-Jabbar (Jun. 17, 1985)
68. Kareem Abdul-Jabbar (Dec. 23, 1985)
69. Kareem Abdul-Jabbar (May 26, 1986)
70. Kareem Abdul-Jabbar (Jun. 22, 1987)
71. Jackie Joyner-Kersey (Sept. 14, 1987)
72. Kareem Abdul-Jabbar (Apr. 18, 1988)
73. Florence Griffith Joyner (July 25, 1988)
74. Jackie Joyner-Kersey and Florence Griffith Joyner (Oct. 10, 1988)
75. Florence Griffith Joyner (Dec. 26, 1988)
76. Kareem Abdul-Jabbar (Jan. 23, 1989)
77. Troy Aikman (Aug. 29, 1989)
78. Troy Aikman (Aug. 27, 1990)
79. Mike Powell (Sept. 9, 1991)
80. Jimmy Connors (Sept. 16, 1991)
81. Jay Schroeder (Dec. 16, 1991)
82. Jackie Joyner-Kersey (July 22, 1992)
83. Gail Devers (Aug. 10, 1992)
84. Arthur Ashe (Dec. 21, 1992)
85. Troy Aikman (Feb. 8, 1993)
86. Arthur Ashe (Feb. 15, 1993)
87. Troy Aikman (1993 Year in Pictures)
88. Troy Aikman (Aug. 1, 1994)
89. Troy Aikman (Jan. 16, 1995)
90. Ed O'Bannon (Apr. 10, 1995)
91. Tyus Edney (April 1995) (UCLA Commemorative Issue)
92. Steve Bono (Sept. 2, 1996)
93. Cameron Dollar (Regional Basketball Issue)
94. Kareem Abdul-Jabbar (Nov. 11, 1996)
95. Jackie Robinson (May 5, 1997)
96. Joy Fawcett - U.S.A. Soccer Team (Dec. 20, 1999)
97. Baron Davis (May 21, 2001)
98. Troy Glaus (October 2002) (Commemorative Issue)
99. Dan Guerrero (May 5, 2003)
100. John Wooden (March 22, 2004)
101. U.S. Olympic Softball Team (Aug. 30, 2004)
102. 50th Anniversary Issue (Sept. 27, 2004)
103. Kareem Abdul-Jabbar (Dec. 27, 2004)
104. NCAA Basketball Preview (Mar. 21, 2005)
105. Ben Olson (Oct. 31, 2005)
106. NCAA Basketball Preview (Mar. 20, 2006)
107. Troy Aikman (Pro Football Hall of Fame Commemorative Issue)
108. Chase Utley (Aug. 14, 2006)
109. Jonathan Ogden (Sept. 25, 2006)
110. Faces in the Crowd (Dec. 15, 2006)
111. NCAA Basketball Preview (Mar. 19, 2007)
112. Kevin Love (Nov. 19, 2007)
113. Kevin Love (Mar. 24, 2008)
114. Kevin Love (Mar. 31, 2008)
115. Kevin Love (Apr. 7, 2008)
116. Maurice Jones-Drew (Aug. 26, 2008)
117. College Football Commemorative (Sept. 2008)
118. Darren Collison/Josh Shipp (Mar. 23, 2009)
119. Kenny Washington (Oct. 12, 2009)
120. Jasmine Dixon (NCAA Basketball Preview (Mar. 22, 2010)
121. John Wooden (June 14, 2010)



FIRST-TEAM ALL-AMERICANS

1931	*Dick Linthicum, f
1932	*Dick Linthicum, f
1945	*Bill Putnam, g
1947	*Don Barksdale, c
1950	*George Stanich, g
1952	*Don Johnson, g
1955	*John Moore, f
1955	*Don Bragg, g
1956	*Willie Naulls, c
1959	*Walt Torrence, g
1962	*John Green, g
1963	*Walt Hazzard, g
1964	*Walt Hazzard, g
1965	*Gail Goodrich, f
1967	*Lew Alcindor, c
1968	*Lew Alcindor, c
1968	*Lucius Allen, g
1968	*Mike Warren, g
1969	*Lew Alcindor, c
1970	*Sidney Wicks, f
1971	*Sidney Wicks, f
1972	*Henry Bibby, g
1972	*Bill Walton, c
1973	*Bill Walton, c
1973	*Keith Wilkes, f
1974	*Bill Walton, c
1974	*Keith Wilkes, f
1975	*Dave Meyers, f
1976	*Richard Washington, f/c
1977	*Marques Johnson, f
1978	*David Greenwood, f
1979	*David Greenwood, f
1992	Don MacLean, f
1995	*Ed O'Bannon, f
1997	Charles O'Bannon, f
2007	*Arron Afflalo, g
2008	*Kevin Love, C

*Consensus Selection

ACADEMIC ALL-AMERICANS

UCLA has had 10 student-athletes (selections) chosen to the Academic All-American team for a total of 18 selections with three, Bill Walton, Keith Wilkes and Greg Lee, being honored three straight years. Following is the complete list:

1967	Michael Warren
1969	Kenny Heitz
1971	Sidney Wicks
1972	Greg Lee, Bill Walton, Keith Wilkes
1973	Greg Lee, Bill Walton, Keith Wilkes
1974	Greg Lee, Bill Walton, Keith Wilkes
1975	Ralph Drollinger
1977	Marques Johnson
1979	Kiki Vandeweghe
1980	Kiki Vandeweghe
1994	George Zidek (second team)
1995	George Zidek

FIRST-TEAM ALL-CONFERENCE SELECTIONS

1928*	Jack Ketchum, f	1990+	Don MacLean, f; Trevor Wilson, f
1930*	Carl Knowles, f	1991+	Don MacLean, f; Tracy Murray, f
1931*	Dick Linthicum, f; Frank Lubin, c	1992+	Don MacLean, f; Tracy Murray, f
1932*	Dick Linthicum, f	1993+	Tyus Edney, g; Ed O'Bannon, f
1934*	Don Piper, f	1994+	Tyus Edney, g; Ed O'Bannon, f
1935*	Don Ashen, g	1995+	Tyus Edney, g; Ed O'Bannon, f
1936*	John Ball, c	1996+	Toby Bailey, g; J.R. Henderson, f; Charles O'Bannon, f
1937*	John Ball, c	1997+	Toby Bailey, g; Jelani McCoy, c; Charles O'Bannon, f
1939*	Bob Calkins, f	1998+	Toby Bailey, g; J.R. Henderson, f
1940*	Jackie Robinson, f	1999+	Baron Davis, g
1944*	Dick West, f; Bill Rankin, g	2000+	Jason Kapon, f
1945*	Bill Rankin, f; Bill Putnam, g	2001+	Jason Kapon, f; Earl Watson, g
1946*	Chuck Clustka, g	2002+	Jason Kapon, f
1947*	Don Barksdale, c; Dave Minor, g	2003+	Jason Kapon, f
1948*	John Stanich, g; Dave Minor, g	2005+	Dijon Thompson, f
1949*	Alan Sawyer, f; George Stanich, g	2006+	Arron Afflalo, g; Jordan Farmar, g
1950*	George Stanich, g; Carl Kraushaar, c	2007+	Arron Afflalo, g; Darren Collison, g
1951*	Dick Ridgway, f; Eddie Sheldrake, g	2008+	Kevin Love, c
1952*	Jerry Norman, f; Don Johnson, f	2009+	Darren Collison, g
1954*	Don Bragg, g; Ron Livingston, g	2010+	Michael Roll, g
1955*	John Moore, f; Willie Naulls, c		
1956#	Willie Naulls, c; Morris Taft, g		
1959#	Walt Torrence, g		
1961+	Gary Cunningham, f		
1962+	John Green, g		
1963+	Walt Hazzard, g		
1964+	Walt Hazzard, g; Gail Goodrich, g; Jack Hirsch, f		
1965+	Gail Goodrich, g; Keith Erickson, f		
1966+	Mike Lynn, f		
1967+	Lew Alcindor, c; Lucius Allen, g		
1968+	Lew Alcindor, c; Mike Warren, g		
1969+	Lew Alcindor, c; Curtis Rowe, f		
1970+	Sidney Wicks, f		
1971+	Sidney Wicks, f; Curtis Rowe, f		
1972+	Bill Walton, c		
1973+	Bill Walton, c; Keith Wilkes, f		
1974+	Bill Walton, c; Keith Wilkes, f		
1975+	Dave Meyers, f		
1976+	Richard Washington, f-c; Marques Johnson, f		
1977+	Marques Johnson, f; David Greenwood, f		
1978+	David Greenwood, f; Roy Hamilton, g; Raymond Townsend, g		
1979+	David Greenwood, f; Roy Hamilton, g; Brad Holland, g		
1980+	Kiki Vandeweghe, f		
1981+	Mike Sanders, f; Rod Foster, g		
1982+	Mike Sanders, f; Kenny Fields, f		
1983+	Kenny Fields, f; Rod Foster, g		
1984+	Kenny Fields, f; Ralph Jackson, g		
1985+	Nigel Miguel, g		
1986+	Reggie Miller, f		
1987+	Reggie Miller, f; Pooh Richardson, g		
1988+	Pooh Richardson, g; Trevor Wilson, f		
1989+	Pooh Richardson, g; Trevor Wilson, f		

*All-Pacific Coast Conference Southern Division
#All-PCC
+All-Pacific-10 Conference



NCAA POSTGRADUATE SCHOLARSHIP WINNERS

1968-69	Kenny Heitz
1970-71	Terry Schofield
1979-80	Kiki Vandeweghe
1992-93	Richard Petruska*
1994-95	George Zidek

*Indicates alternate selection

BRUINS IN THE NBA

FORMER PLAYERS

KAREEM ABDUL-JABBAR (1967-69)

20 years (1970-75, Milwaukee; 1976-89, Los Angeles), 1,560 games, NBA record 38,387 points (24.6 ppg), 17,440 rebounds (11.2 rpg), 5,660 assists (3.6 apg), .559 FG%, .721 FT%.

LUCIUS ALLEN (1967-68)

10 years (1970, Seattle; 1971-75, Milwaukee; 1975-77, Los Angeles; 1978-79, Kansas City), 702 games, 9,407 points (13.4 ppg), 2,205 rebounds (3.1 rpg), 3,174 assists (4.5 apg), .463 FG%, .760 FT%.

DARRELL ALLUMS (1977-80)

1 year (1981, Dallas), 22 games, 59 points (2.7 ppg), 65 rebounds (3.0 rpg), 25 assists (1.1 apg), .343 FG%, .591 FT%.

TOBY BAILEY (1995-98)


2 years (1999-00, Phoenix), 73 games, 241 points (3.3 ppg), 126 rebounds (1.7 rpg), 43 assists (0.6 apg), .407 FG%, .692 FT%.

DON BARNSDALE (1947)

4 years (1952-53, Baltimore; 1954-55, Boston), 262 games, 2,895 points (11.0 ppg), 2,088 rebounds (8.0 rpg), 549 assists (2.1 apg), .370 FG%, .660 FT%.

HENRY BIBBY (1970-72)

9 years (1973-75, New York; 1975-76, New Orleans; 1977-80, Philadelphia; 1981, San Diego), 675 games,



KAREEM ABDUL-JABBAR

5,775 points (8.6 ppg), 1,581 rebounds (2.3 rpg), 2,259 assists (3.4 apg), .424 FG%, .782 FT%.

CEDRIC BOZEMAN (2002-04, 2006)

1 year (2007, Atlanta), 23 games, 26 points (1.1 ppg), 23 rebounds (1.0 rpg), 10 assists (0.4 apg), .282 FG%, .333 FT%.

MITCHELL BUTLER (1990-93)

8 years (1994-96, Washington; 1997, Portland; 1998-99, Cleveland; 2002, Portland; 2004, Washington), 362 games, 1,868 points (5.2 ppg), 717 rebounds (2.0 rpg), 342 assists (0.9 apg), .438 FG%, .623 FT%.

DARREN DAYE (1980-83)

5 years (1984-86, Washington; 1987, Chicago; 1987-88, Boston), 328 games, 2,225 points (6.8 ppg), 844 rebounds (2.6 rpg), 672 assists (2.1 apg), .491 FG%, .681 FT%.

RALPH DROLLINGER (1973-76)

1 year (1981, Dallas), 6 games, 15 points (2.5 ppg), 19 rebounds (3.2 rpg), 14 assists (2.3 apg), .500 FG%, .250 FT%.

MARK EATON (1981-82)

11 years (1983-93, Utah), 875 games, 5,216 points (6.0 ppg), 6,939 rebounds (7.9 rpg), 3,064 blocked shots (3.5 bpg), 840 assists (1.0 apg), .458 FG%, .649 FT%.

TYUS EDNEY (1992-95)

4 years (1996-97, Sacramento; 1998, Boston; 2001 Indiana), 226 games, 1,728 points (7.6 ppg), 393 rebounds (1.7 rpg), 910 assists (4.0 apg), .405 FG%, .806 FT%.

KEITH ERICKSON (1963-65)

12 years (1966, San Francisco; 1967-68, Chicago; 1969-73, Los Angeles; 1974-77, Phoenix), 766 games, 7,251 points (9.5 ppg), 3,448 rebounds (4.5 rpg), 1,991 assists (2.6 apg), .435 FG%, .769 FT%.

KENNY FIELDS (1981-84)

4 years (1985-87, Milwaukee; 1987-88, Los Angeles Clippers), 184 games, 1,140 points (6.2 ppg), 464 rebounds (2.5 rpg), 188 assists (1.0 apg), .474 FG%, .733 FT%.

ROD FOSTER (1980-83)

3 years (1984-86, Phoenix; 1987-88, injured), 207 games, 1,562 points (7.5 ppg), 258 rebounds (1.3 rpg), 479 assists (2.3 apg), .440 FG%, .768 FT%.

GAIL GODDRICH (1963-65)

14 years (1966-68, Los Angeles Lakers; 1969-70, Phoenix; 1971-76, Los Angeles Lakers; 1977-79, New Orleans), 1,031 games, 19,181 points (18.6 ppg), 3,279 rebounds (3.2 rpg), 4,805 assists (4.7 apg), .456 FG%, .807 FT%.

STUART GRAY (1982-84)

7 years (1985-89, Indiana; 1989-90, Charlotte; 1990-91, New York), 386 games, 906 points (2.3 ppg), 1,020 rebounds (2.6 rpg), 148 assists (0.4 apg), .446 FG%, .663 FT%.

DAVID GREENWOOD (1976-79)

12 years (1980-85, Chicago; 1986-89, San Antonio; 1989, Denver; 1990, Detroit; 1991 San Antonio), 823 games, 8,428 points (10.2 ppg), 6,537 rebounds (7.9 rpg), 1,614 assists (2.0 apg), .477 FG%, .765 FT%.

JACK HALEY (1985-87)

10 years (1989-90, Chicago; 1990-91, New Jersey; 1992-93, Los Angeles Lakers; 1994-95, San Antonio; 1996, Chicago; 1997-98, New Jersey), 341 games, 1,180 points (3.5 ppg), 922 rebounds (2.7 rpg), 77 assists (0.2 apg), .425 FG%, .655 FT%.

ROY HAMILTON (1976-79)

2 years (1980, Detroit; 1981, Portland), 73 games, 336 points (4.6 ppg), 110 rebounds (1.5 rpg), 192 assists (2.6 apg), .400 FG%, .684 FT%.

WALT HAZZARD (1962-64)

10 years (1965-67, Los Angeles Lakers; 1968, Seattle; 1969-71, Atlanta; 1972, Buffalo; 1973, Golden State; 1974, Seattle), 724 games, 9,087 points (12.6 ppg), 2,146 rebounds (3.0 rpg), 3,550 assists (4.9 apg), .441 FG%, .757 FT%.

2010-11 NBA FALL CAMP ROSTERS

ARRON AFFLALO (2005-07)

Denver Nuggets, 3 years (2008-09, Detroit; 2010 Denver), 231 games, .446 FG%, .773 FT%, 523 rebounds (2.3 rpg), 234 assists (1.0 apg), 1,363 points (5.9 ppg).

TREVOR ARIZA (2004)

New Orleans Hornets, 6 years (2005-06, New York; 2006-08, Orlando; 2008-09, L.A. Lakers; 2010, Houston), 383 games, .442 FG%, .658 FT%, 1,572 rebounds (4.1 rpg), 676 assists (1.8 apg), 3,231 points (8.4 ppg).

MATT BARNES (1999-02)

Los Angeles Lakers, 7 years (2004, L.A. Clippers; 2005, Sacramento; 2005, Philadelphia; 2006, New York; 2006, Philadelphia; 2007-08 Golden State; 2009, Phoenix; 2010 Orlando), 444 games, .444 FG%, .720 FT%, 1,945 rebounds (4.4 rpg), 774 assists (1.7 apg), 3,246 points (7.3 ppg).

DARREN COLLISON (2006-09)

Indiana Pacers, 1 year (2010, New Orleans), 76 games, .477 FG%, .851 FT%, 192 rebounds (2.5 rpg), 432 assists (5.7 apg), 946 points (12.4 ppg).

BARON DAVIS (1998-99)

Los Angeles Clippers, 11 years (2000-02, Charlotte; 2003-05, New Orleans; 2005-08, Golden State; 2009-10, L.A. Clippers), 748 games, .409 FG%, .708 FT%, 2,971 rebounds (4.0 rpg), 5,499 assists (7.4 apg); 12,509 points (16.7 ppg).

JORDAN FARMAR (2005-06)

New Jersey Nets, 4 years (2007-10, L.A. Lakers), 301 games, .432 FG%, .655 FT%; 550 rebounds (1.8 rpg), 644 assists (2.1 apg), 2,076 points (6.9 ppg).

DAN GADZURIC (1999-02)

Golden State Warriors, 8 years (2003-10, Milwaukee), 483 games, .505 FG%, .504 FT%; 2,186 rebounds (4.5 rpg), 182 assists (0.4 apg); 2,347 points (4.9 ppg).

JRUE HOLIDAY (2008-09)

Philadelphia 76ers, 1 year (2010, Philadelphia), 73 games, .442 FG%, .756 FT%, 191 rebounds (2.6 rpg), 280 assists (3.8 apg), 587 points (8.0 ppg).

RYAN HOLLINS (2003-06)

Cleveland Cavaliers, 4 years (2007-09, Charlotte; 2009, Dallas; 2010, Minnesota), 205 games; .541 FG%, .656 FT%; 442 rebounds (2.2 rpg), 73 assists (0.4 apg), 801 points (3.9 ppg).

JASON KAPONO (2000-03)

Philadelphia 76ers, 7 years (2004, Cleveland; 2005, Charlotte; 2006-07, Miami; 2008-09, Toronto; 2010, Philadelphia), 458 games, .444 FG%, .835 FT%, 819 rebounds (1.8 rpg), 402 assists (0.9 apg), 3,328 points (7.3 ppg).

KEVIN LOVE (2008)

Minnesota Timberwolves, 2 years (2009-10, Minnesota), 141 games, .455 FG%, .801 FT%, 1,392 rebounds (9.9 rpg), 220 assists (1.6 apg), 1,741 points (12.3 ppg).

LUC RICHARD MBAH A MOUTE (2006-08)

Milwaukee Bucks, 2 years (2009-10, Milwaukee), 155 games, .470 FG%, .717 FT%, 887 rebounds (5.7 rpg), 168 assists (1.1 apg), 1,047 points (6.8 ppg).

EARL WATSON (1998-01)

Utah Jazz, 9 years (2002, Seattle; 2003-05, Memphis; 2006, Denver; 2006-08, Seattle; 2009, Oklahoma City; 2010, Indiana), 676 games; .417 FG%, .706 FT%; 1,580 rebounds (2.3 rpg), 3,158 assists (4.7 apg); 4,993 points (7.4 ppg).

RUSSELL WESTBROOK (2007-08)

Oklahoma City Thunder, 2 years (2009-10, Oklahoma City), 164 games, .408 FG%, .798 FT%, 800 rebounds (4.9 rpg), 1,087 assists (6.6 apg), 2,578 points (15.7 ppg).

BRUINS IN THE NBA

J.R. HENDERSON (1995-98)

1 year (1999, Vancouver), 30 games, 97 points (3.2 ppg), 47 rebounds (1.6 rpg), 22 assists (0.7 apg), .365 FG%, .556 FT%.

BRAD HOLLAND (1976-79)

3 years (1980-81, Los Angeles Lakers; 1982, Washington; 1982, Milwaukee), 93 games, 293 points (3.2 ppg), 59 rebounds (0.6 rpg), 63 assists (0.7 apg), .403 FG%, .746 FT%.

MICHAEL HOLTON (1980-83)

6 years (1985-86, Phoenix; 1986, Chicago; 1987-88, Portland; 1989-90, Charlotte), 325 games, 2,016 points (6.2 ppg), 459 rebounds (1.4 rpg), 977 assists (3.0 apg), .441 FG%, .807 FT%.

RALPH JACKSON (1981-84)

1 year (1985, Indiana), 1 game, 2 points (2.0), 1 rebound (1.0), 4 assists (4.0), .333 FG%, .000 FT%.

MARQUES JOHNSON (1974-77)

10 years (1978-84, Milwaukee; 1985-87, Los Angeles Clippers), 681 games, 13,852 points (20.3 ppg), 4,800 rebounds (7.1 rpg), 2,493 assists (3.7 apg), .519 FG%, .738 FT%.

EDGAR LACEY (1965-66)

1 year (1969, Los Angeles (ABA)), 46 games, 234 points (5.1 ppg), 180 rebounds (3.9 rpg), 30 assists (0.7 apg), .447 FG%, .567 FT%.

GREG LEE (1972-74)

2 years (1975, San Diego (ABA); 1976 Portland), 10 games, 24 points (2.4 ppg), 5 rebounds (0.5 rpg), 24 assists (2.4 apg), 526 FG%, 1,000 FT%.

MIKE LYNN (1965-66, 1968)

2 years (1970, Los Angeles Lakers; 1971, Buffalo), 49 games, 126 points (2.6 ppg), 68 rebounds (1.4 rpg), 31 assists (0.6 apg), .329 FG%, .667 FT%.

DON MACLEAN (1989-92)

9 years (1993-95, Washington; 1996, Denver; 1997, Philadelphia; 1998, New Jersey; 1999, Seattle; 2000, Phoenix; 2001 Miami), 319 games, 3,490 points (10.9 ppg), 1,210 rebounds (3.8 rpg), 404 assists (1.3 apg), .455 FG%, .765 FT%.

GERALD MADKINS (1988, 1990-92)

3 years (1994-95, Cleveland; 1998, Miami; 1998, Golden State), 48 games, 80 points (1.7 ppg), 26 rebounds (0.5 rpg), 65 assists (1.4 apg), .366 FG%, .762 FT%.

DARRICK MARTIN (1989-92)

Toronto Raptors, 13 years (1995, Minnesota; 1996, Vancouver/Minnesota; 1997-99, Los Angeles Clippers; 2000-01, Sacramento; 2002, Dallas; 2004, Minnesota; 2005, Los Angeles Clippers; 2006-07, Toronto), 514 games, 3,525 points (6.9 ppg), 581 rebounds (1.1 rpg), 1,475 assists (2.9 apg), .382 FG%, .843 FT%.

ANDRE McCARTER (1974-76)

3 years (1977-78, Kansas City; 1981, Washington), 103 games, 392 points (3.8 ppg), 95 rebounds (0.9 rpg), 172 assists (1.7 apg), .431 FG%, .725 FT%.

JELANI McCOY (1996-98)

8 years (1999-01, Seattle; 2002, L.A. Lakers; 2003, Toronto; 2004, Cleveland; 2005 Atlanta; 2008, Denver), 260 games; .539 FG%, .490 FT%; 921 rebounds (3.5 avg.), 135 assists (0.5 avg.); 1,200 points (4.6 avg.).

DAVE MEYERS (1973-75)

4 years (1976-80, Milwaukee (1979, injured), 281 games, 3,149 points (11.2 ppg), 1,771 rebounds (6.3 rpg), 652 assists (2.3 apg), .461 FG%, .676 FT%.

REGGIE MILLER (1984-87)

18 years (1988-05, Indiana), 1,389 games, 25,279 points (18.2 ppg), 4,182 rebounds (3.0 rpg), 4,141 assists (3.0 apg), .471 FG%, .888 FT%.

DAVE MINOR (1947-48)

2 years (1952-53, Baltimore; 1953, Milwaukee), 116 games, 877 points (7.6 ppg), 527 rebounds (4.5 rpg), 288 assists (2.5 apg), .360 FG%, .754 FT%.

JEROME MOISO (1999-00)

5 years (2001, Boston; 2002, Charlotte; 2003, New Orleans; 2004-05, Toronto; 2005, New Jersey; 2005, Cleveland), 145 games, 386 points (2.7 ppg), 395 rebounds (2.7 rpg), 38 assists (0.3 apg), .489 FG%, .593 FT%.

TRACY MURRAY (1990-92)

12 years (1993-95, Portland; 1995, Houston; 1996, Toronto; 1997-00, Washington; 2001, Denver; 2001-02, Toronto; 2003, Los Angeles Lakers; 2004, Portland), 659 games, 5,943 points (9.0 ppg), 1,649 rebounds (2.5 rpg), 508 assists (0.8 apg), .430 FG%, .829 FT%.

SWEN NATER (1972-73)

11 years (1974, Virginia (ABA); 1974-75, San Antonio (ABA); 1975, New York (ABA); 1976, Virginia (ABA); 1977, Milwaukee; 1978, Buffalo; 1979-83, San Diego; 1984, Los Angeles Lakers), 722 games, 8,980 points (12.4 ppg), 8,340 rebounds (11.6 rpg), 1,235 assists (1.7 apg), .535 FG%, .748 FT%.

WILLIE NAULLS (1954-56)

10 years (1957, St. Louis; 1957-63, New York; 1963, San Francisco; 1964-66, Boston), 716 games, 11,305 points (15.8 ppg), 6,507 rebounds (9.1 rpg), 1,115 assists (1.6 apg), .406 FG%, .812 FT%.

CHARLES O'BANNON (1994-97)

2 years (1998-99, Detroit), 48 games, 120 points (2.5 ppg), 67 rebounds (1.4 rpg), 29 assists (0.6 apg), .400 FG%, .870 FT%.

ED O'BANNON (1992-95)

2 years (1996-97, New Jersey; 1997, Dallas), 128 games, 399 points (5.0 ppg), 168 rebounds (2.5 rpg), 63 assists (0.8 apg), .367 FG%, .755 FT%.

KEITH OWENS (1988-91)

1 year (1992, Los Angeles Lakers), 20 games, 26 points (1.3 ppg), 15 rebounds (0.8 rpg), 3 assists (0.2 apg), .281 FG%, .800 FT%.

STEVE PATTERSON (1969-71)

5 years (1972-76, Cleveland; 1976, Chicago), 350 games, 1,552 points (4.4 ppg), 1,632 rebounds (4.7 rpg), 443 assists (1.3 apg), .403 FG%, .594 FT%.

RICHARD PETRUSKA (1993)


1 year (1993-94, Houston), 22 games, 53 points (2.4 ppg), 31 rebounds (1.4 rpg), 1 assist, .435 FG%, .750 FT%.

JEROME "POOH" RICHARDSON (1986-89)

10 years (1990-92, Minnesota; 1993-94, Indiana; 1995-99, Los Angeles Clippers), 639 games, 7,083 points (11.1 ppg), 1,807 rebounds (2.8 rpg), 4,180 assists (6.5 apg), .444 FG%, .652 FT%.

CURTIS ROWE (1969-71)

8 years (1972-76, Detroit; 1977-79, Boston), 590 games, 6,873 points (11.6), 4,264 rebounds (7.2), 932 assists (1.6), .482 FG%, .701 FT%.



REGGIE MILLER

MIKE SANDERS (1979-82)

11 years (1983, San Antonio; 1984-88, Phoenix; 1988-89, Cleveland; 1990-92, Indiana; 1992-93, Cleveland), 648 games, 5,162 points (8.0 ppg), 1,927 rebounds (3.0 rpg), 880 assists (1.4 apg), .482 FG%, .769 FT%.

ALAN SAWYER (1946, 1949-50)

1 year (1951, Washington), 33 games, 217 points (6.6 ppg), 125 rebounds (3.8 rpg), 25 assists (0.8 apg), .405 FG%, .796 FT%.

LYNN SHACKELFORD (1967-69)

1 year (1970, Miami (ABA)), 22 games, 58 points (2.6 ppg), 27 rebounds (1.2 rpg), .306 FG%, .769 FT%.

DIJON THOMPSON (2002-05)

2 years (2006, Phoenix; 2007, Atlanta), 16 games, 45 points (2.8 ppg), 19 rebounds (1.2 rpg), 3 assists (0.2 apg), .425 FG%, .875 FT%.

RAYMOND TOWNSEND (1975-78)

3 years (1979-80, Golden State; 1982, Indiana), 154 games, 745 points (5.1 ppg), 157 rebounds (1.0 rpg), 217 assists (1.4 apg), .411 FG%, .703 FT%.

KIKI VANDEWEGHE (1977-80)

13 years (1981-84, Denver; 1985-89 Portland; 1989-92, New York; 1993 Los Angeles Clippers), 810 games, 15,980 points (19.7 ppg), 2,785 rebounds (3.4 rpg), 1,668 assists (2.1 apg), .525 FG%, .872 FT%.

BRETT VROMAN (1975-77)

1 year (1981, Utah), 11 games, 34 points (3.1 ppg), 25 rebounds (2.3 rpg), 9 assists (0.8 apg), .370 FG%, .737 FT%.

BILL WALTON (1972-74)

13 years (1975-78, Portland; 1979, injured; 1980, San Diego; 1981-82, injured; 1983-84, San Diego; 1985, Los Angeles Clippers; 1986-87, Boston), 468 games, 6,215 points (13.3 ppg), 4,923 rebounds (10.5 rpg), 1,590 assists (3.4 apg), .521 FG%, .660 FT%.

RICHARD WASHINGTON (1974-76)

7 years (1977-79, Kansas City; 1980, Milwaukee; 1981, Dallas; 1981-83, Cleveland), 351 games, 4,565 points (9.8 ppg), 2,204 rebounds (6.3 rpg), 409 assists (1.2 apg), .453 FG%, .711 FT%.

SIDNEY WICKS (1969-71)

10 years (1972-76, Portland; 1977-78, Boston; 1979-81, San Diego), 760 games, 12,803 points (16.8 ppg), 6,620 rebounds (8.7 rpg), 2,437 assists (3.2 apg), .459 FG%, .685 FT%.

JAMAAL WILKES (1972-74)

12 years (1975-77, Golden State; 1978-85, Los Angeles Lakers; 1986, Los Angeles Clippers), 828 games, 14,644 points (17.7 ppg), 5,117 rebounds (6.2 rpg), 2,050 assists (2.5 apg), .499 FG%, .759 FT%.

JAMES WILKES (1977-80)

3 years (1981-82, Chicago; 1983 Detroit), 114 games, 547 points (4.8 ppg), 274 rebounds (2.4 rpg), 104 assists (0.9 apg), .463 FG%, .723 FT%.

TREVOR WILSON (1987-90)

5 years (1991, Atlanta; 1994, Los Angeles Lakers; 1994-95, Sacramento Kings; 1996, Philadelphia 76ers; 1997, Los Angeles Lakers), 103 games, 591 points (5.7 ppg), 353 rebounds (3.4 rpg), 99 assists (0.9 apg), .450 FG%, .567 FT%.

BRAD WRIGHT (1982-85)

2 years (1987, New York; 1988 Denver), 16 games, 54 points (3.4 ppg), 54 rebounds (3.4 rpg), 1 assist (0.1 apg), .412 FG%, .429 FT%.

RAY YOUNG (1999-03)

1 year (2006, Golden State), no statistics.

GEORGE ZIDEK (1992-95)

3 years (1996-97, Charlotte; 1997, Denver; 1998, Denver; 1998, Seattle), 135 games, 281 points (3.4 ppg), 281 rebounds (2.1 rpg), 33 assists (0.2 apg), .408 FG%, .753 FT%.

UCLA'S ALL-TIME DRAFT LIST

Since 1948, UCLA is the all-time collegiate leader in NBA draft selections with 106, ahead of North Carolina (101), Kentucky (98) and Duke (74).

YEAR	PLAYER	RD.-PICK	TEAM
2009	Jrue Holiday	1-17	Philadelphia
	Darren Collison	1-21	New Orleans
2008	Russell Westbrook	1-4	Seattle
	Kevin Love	1-5	Memphis
	Luc R. Mbah a Moute	2-37	Milwaukee
2007	Arron Afflalo	1-27	Detroit
2006	Jordan Farmar	1-26	L.A. Lakers
	Ryan Hollins	2-50	Charlotte
2005	Dijon Thompson	2-54	N.Y. Knicks
2004	Trevor Ariza	2-43	N.Y. Knicks
2003	Jason Kapono	2-31	Cleveland
2002	Dan Gadzuric	2-34	Milwaukee
	Matt Barnes	2-46	Memphis
2001	Earl Watson	2-40	Seattle
2000	Jerome Moiso	1-11	Boston
1999	Baron Davis	1-3	Charlotte
1998	Jelani McCoy	2-33	Seattle
	Toby Bailey	2-45	L.A. Lakers
	J.R. Henderson	2-56	Vancouver
1997	Charles O'Bannon	2-32	Detroit
1995	Ed O'Bannon	1-9	New Jersey
	George Zidek	1-22	Charlotte
	Tyus Edney	2-47	Sacramento
1993	Richard Petruska	2-46	Houston
1992	Tracy Murray	1-18	San Antonio
	Don MacLean	1-19	Detroit
1990	Trevor Wilson	2-36	Atlanta
1989	Pooh Richardson	1-10	Minnesota
1988	Greg Foster*	2-35	Washington
	Corey Gaines*	3-15	Seattle
1987	Reggie Miller	1-11	Indiana
	Jack Haley	4-79	Chicago
	Montel Hatcher	7-149	Indiana
1985	Brad Wright	3-49	Warriors
	Nigel Miguel	3-62	New Jersey
	Gary Maloncon	7-143	Clippers

1984	Kenny Fields	1-21	Milwaukee
	Stuart Gray	2-29	Indiana
	Ralph Jackson	4-71	Indiana
1983	Rod Foster	2-28	Phoenix
	Michael Holton	3-53	Warriors
	Darren Daye	3-57	Washington
	Tyren Naulls*	5-110	New Jersey
	Cliff Pruitt*	6-118	Indiana
1982	Mark Eaton	4-72	Utah
	Mike Sanders	4-74	Kansas City
	Tony Anderson	7-151	New Jersey
	Dean Sears	9-200	Denver
1981	Vic Sison	10-206	New Jersey
	Kenny Easley	10-216	Chicago
1980	Kiki Vandeweghe	1-11	Dallas
	James Wilkes	3-50	Chicago
	Darrell Allums	5-103	Dallas
	Gig Sims	7-148	Portland
1979	David Greenwood	1-2	Chicago
	Roy Hamilton	1-10	Detroit
	Brad Holland	1-14	L.A. Lakers
	Marvin Thomas	10-190	Chicago
1978	Raymond Townsend	1-22	Warriors
	Brett Vroman*	4-87	Philadelphia
	Ralph Drollinger	5-105	Seattle
1977	Marques Johnson	1-3	Milwaukee
	Ralph Drollinger	8-152	N.Y. Nets
1976	Richard Washington	1-3	Kansas City
	Andre McCarter	6-89	Kansas City
	Ralph Drollinger	7-121	Boston
1975	David Meyers	1-2	L.A. Lakers
	Pete Trgovich	3-44	Detroit
	Andre McCarter	8-136	Cleveland
1974	Bill Walton	1-1	Portland
	Keith Wilkes	1-11	Warriors
	Greg Lee	7-115	Atlanta
	Tommy Curtis	7-117	Buffalo
1973	Swen Nater	1-16	Milwaukee
	Larry Hollyfield	7-105	Portland
	Larry Farmer	7-108	Cleveland
	Larry Farmer		Denver (ABA)

1972	Henry Bibby	4-58	New York
	Bill Walton		S. Antonio (ABA)
1971	Sidney Wicks	1-2	Portland
	Curtis Rowe	1-11	Detroit
	Steve Patterson	2-18	Cleveland
	Kenny Booker	14-213	Phoenix
	Sidney Wicks		S. Antonio (ABA)
	Curtis Rowe		S. Antonio (ABA)
	Kenny Booker		Indiana (ABA)
1970	John Vallely	1-14	Atlanta
	Steve Patterson	8-129	Phoenix
	Steve Patterson		S. Antonio (ABA)
	John Vallely		Denver (ABA)
1969	Lew Alcindor	1-1	Milwaukee
	Lucius Allen	1-3	Seattle
	Ken Heitz	5-59	Milwaukee
	Bill Sweek	7-86	Phoenix
	Lynn Shackelford	7-91	San Diego
1968	Mike Lynn	4-39	Chicago
	Edgar Lacey	4-43	San Francisco
	Mike Warren	14-173	Seattle
1967	Mike Lynn	5-51	San Francisco
	Edgar Lacey	7-76	Boston
1966	Kenny Washington	8-71	San Francisco
1965	Gail Goodrich	1-3	L.A. Lakers
	Keith Erickson	4-23	San Francisco
1964	Walt Hazzard	1-1	L.A. Lakers
1962	John Green	3-24	L.A. Lakers
	Gary Cunningham	7-58	Cincinnati
1961	John Berberich	5-48	St. Louis
	Bill Ellis	8-72	L.A. Lakers
1959	Walt Torrence	8-58	New York
1956	Willie Naulls	2	St. Louis
	Morris Taft	8	St. Louis
1955	John Moore	7	Boston
	Don Bragg		Minneapolis
1954	Jack Davidson		Syracuse
1950	George Stanich	2	Rochester
	Alan Sawyer	3	Washington
	Carl Kraushaar	8	Rochester
1948	John Stanich		New York

*Transferred to another school



LUC RICHARD MBAH A MOUTE



KEVIN LOVE



RUSSELL WESTBROOK

SINCE 1945

— A —

Abdul-Hamid, Mustafa '07-08-09-10
 Aboya, Alfred '06-07-08-09
 Adams, Carroll '55-56
 Afflalo, Aaron '05-06-07
 Alba, Ray '48-49-50
 Alcindor, Lew '67-68-69
 Allen, Lucius '67-68
 Allums, Darrell '77-78-79-80
 Alper, Art '49-50-51
 Anderson, Jerime '09-10
 Anderson, Tony '78-80-81-82
 Archer, Bob '57-58-59
 Ariza, Trevor '04
 Arnet, Blake '09-10
 Arnold, Bob '45-46
 Arnold, Jack '56
 Arrillaga, Randy '80-81-82-83

— B —

Bailey, Ryan '99-00-01
 Bailey, Toby '95-96-97-98
 Ballard, Bob '55
 Bane, Ron '52-53-54-55
 Banton, Dick '56-57
 Barksdale, Don '47
 Barnes, Gene '03-04
 Barnes, Matt '99-00-01-02
 Bell, Bob '58
 Bennett, Eldon '48-49
 Berberich, John '60-61
 Berry, Bob '60-61
 Betchley, Rick '70-71
 Bibby, Henry '70-71-72
 Birnie, Dick '45
 Blackman, Pete '60-61-62
 Booker, Kenny '70-71
 Borio, Courtney '53-54
 Boulding, Wayne '48-49
 Boyle, David '93-94
 Bozeman, Cedric '02-03-04-06
 Bragg, Don '52-53-54-55
 Brandon, Cliff '58-59-60
 Bronner, Jeff '89
 Brooks, Brandon '00
 Brumbach, Stephen '88-89
 Buccola, Guy '47-48-49
 Burke, Conrad '56-57-58
 Burns, Marquis '93-94-95
 Butler, Kelvin '85-86-87-88
 Butler, Mitchell '90-91-92-93

— C —

Carson, Vince '72-73
 Chambers, Brice '65-66
 Chapman, Jon '70-71-72
 Chasen, Barry '50
 Chrisman, Joe '66-67
 Clothier, Grant '45
 Clustka, Chuck '46-47-48-49
 Collison, Darren '06-07-08-09
 Corliss, Casey '75
 Costello, Mark '52-53-54-55
 Crabtree, Fred '57
 Crispin, Jon '03-04
 Crum, Denny '58-59
 Cummings, T.J. '01-02-03-04
 Cunningham, Gary '60-61-62
 Curtis, Tommy '72-73-74

— D —

Dafney, Darrin '89-90
 Daley, Kevin '98
 Davidson, Jack '52
 Davis, Baron '98-99
 Daye, Darren '80-81-82-83
 Dempsey, Kevin '93-94-95-96
 Diefenbach, James '09
 Dollar, Cameron '94-95-96-97
 Dragović, Nikola '07-08-09-10
 Drollinger, Ralph '74-75-76
 Dunlap, Jeff '84-85-86

— E —

Eaton, Mark '81-82
 Ecker, John '69-70-71
 Eblin, Bill '56-57
 Edney, Tyus '92-93-94-95
 Elkind, Steve '92
 Ellis, Bill '60-61
 Ellis, Joey '07
 Englund, George '46
 Erickson, Keith '63-64-65
 Evans, Jerry '52-53

— F —

Farmer, Jordan '05-06
 Farmer, Larry '71-72-73
 Farnham, Sean '97-98-99-00
 Fey, Michael '03-04-05-06
 Fields, Kenny '81-82-83-84
 Flowers, Jason '01
 Foster, Greg '87
 Foster, Rod '80-81-82-83
 Franklin, Gary '72-73-74
 French, Billy '58-59
 Freriks, Frank '45

— G —

Gadzuric, Dan '99-00-01-02
 Gaines, Corey '84-85-86
 Givens, omm'A '95-96
 Goodrich, Gail '63-64-65
 Gordon, Drew '09
 Goss, Fred '63-65-66
 Grant, Glen '45
 Gray, Stuart '82-83-84
 Green, John '60-61-62
 Greenwood, David '76-77-78-79

— H —

Haley, Jack '85-86-87
 Hall, Dave '55
 Halsten, Jim '56-57-58
 Hamilton, Roy '76-77-78-79
 Harbour, Matt '97-98
 Harrison, Jim '57
 Hatcher, Montel '84-85-86-87
 Hawking, Quinn '03-04-05
 Hazzard, Walt '62-63-64
 Heitz, Ken '67-68-69
 Henderson, J.R. '95-96-97-98
 Herring, Allen '55-56
 Hibler, Mike '52-53-54
 Hicks, Bill '60-61-62
 Hill, Andy '70-71-72
 Hines, Rico '98-99-00-02
 Hirsch, Jack '63-64
 Hoffart, John '02-03-04
 Hoffman, Vaughn '65-66
 Holiday, Jrue '09
 Holland, Brad '76-77-78-79
 Hollins, Ryan '03-04-05-06
 Hollyfield, Larry '71-72-73
 Holton, Michael '80-81-82-83
 Honeycutt, Tyler '10
 Hough, Dick '45-46
 Huggins, Mike '63-64
 Hutchins, Art '56-57

— I —

Immel, Dave '84-85-87-88
 Irmias, Dick '49

— J —

Jackson, Craig '85-86-87-88
 Jackson, Ralph '81-82-83-84
 Joeckel, Ralph '49-50
 Johnson, Don '51-52
 Johnson, Ernie '49-50
 Johnson, Josiah '02-03-04-05
 Johnson, Kris '95-96-97-98
 Johnson, Marques '74-75-76-77
 Johnson, Nolan '56-57
 Johnson, Rafer '58-59
 Johnston, Bill '53
 Jones, Jerald '85-86
 Jones, Warnell '59-60
 Judd, Randy '66

— K —

Kapono, Jason '00-01-02-03
 Keefe, James '07-08-09-10
 Kell, Lindy '55
 Kelly, Rennie '78-79
 Kenny, Chris '88-91
 Kim, Kelvin '06
 Kniff, Brian '59-60-61
 Knight, Billy '98-00-01-02
 Knight, Curtis '83-84
 Kraushaar, Carl '49-50

— L —

Lacey, Edgar '65-66
 Lamb, Sean '88
 Lane, Brendan '10
 Lanier, Mike '92-93
 Lawson, Ron '61

Lee, Greg '72-73-74
 Lee, Malcolm '09-10
 Lee, Marvin '42-43
 Lee, Matt '07-08
 Leonard, Bill '76-77-78
 Levin, Richard '65
 Lewis, Ben '46
 Lewis, Mercedes '03
 Lippert, Chris '77-78-80
 Livingston, Ronnie '53-54
 Logan, Gene '51-52-53
 Love, Kevin '08
 Loyd, Brandon '96-97-98-99
 Luchsinger, Grover '49-50-51
 Lynn, Dick '67
 Lynn, Mike '65-66-68

— M —

MacLean, Don '89-90-91-92
 Madkins, Gerald '88-90-91-92
 Maloncon, Gary '82-83-84-85
 Martin, Darrick '89-90-91-92
 Mason, Zan '90-91
 Mata-Real, Lorenzo '05-06-07-08
 Mbah a Moute, Luc Richard '06-07-08
 McCarter, Andre '74-75-76
 McCoy, Jelani '96-97
 McGautha, Vince '97-98
 McGrath, David '08
 McIntosh, Doug '64-65-66
 McKinney, Matt '05
 Matulich, John '50-51
 Meinert, Stu '88
 Meyers, Dave '73-74-75
 Michaels, Hal '44-45-46
 Miguel, Nigel '82-83-84-85
 Milhorn, Jim '61-62-63
 Miller, Denny '54-58
 Miller, Don '46
 Miller, Kent '59-60
 Miller, Reggie '84-85-86-87
 Minor, Dave '47-48
 Moiso, Jerome '99-00
 Mollins, Ryan '01
 Moore, John '52-53-54-55
 Morgan, J'mison '09-10
 Morris, Darryl '85-86-87-88
 Morrison, Brian '04-05
 Moser, Mike '10
 Murray, Tracy '90-91-92
 Myers, Bob '94-95-96-97

— N —

Nater, Swen '72-73
 Naulls, Tyren '79-80
 Naulls, Willie '54-55-56
 Nielsen, Jim '67-68
 Nelson, Reeves '10
 Nelson, Sam '01
 Norman, Jerry '50-51-52
 Nwankwo, Ike '94-95

— O —

O'Bannon, Charles '94-95-96-97
 O'Bannon, Ed '92-93-94-95
 Olinde, Wilbert '75-76-77
 Owens, Keith '88-89-90-91

— P —

Palmer, Rod '86-87
 Panovich, Mickey '47
 Parker, Dave '97
 Patterson, Andre '02-03
 Patterson, Steve '69-70-71
 Paulsell, Dave '91
 Pearson, Ron '48-49
 Perry, Dick '47
 Petruska, Richard '93
 Porter, Barry '51-52-53
 Pounds, Bobby '51-52
 Pruitt, Cliff '80-81
 Putnam, William '45

— R —

Ramasar, Todd '98-99-01
 Rankin, Bill '45-47-48
 Reed, Travis '98-99
 Richardson, Pooh '86-87-88-89
 Richie, Lou '91
 Ridgway, Dick '51-53-54
 Robinson, DeAndre '06-07-08
 Robinson, Nican '06
 Rochelin, Charles '86-87-88-89
 Rogers, Ben '56-57-58
 Roll, Michael '06-07-09-10

Rosvall, Jim '62
 Rowe, Curtis '69-70-71
 Rubin, Janou '01-03-04-05-06
 Rush, JaRon '99-00

— S —

Saffer, Don '66-67
 Sale, Doug '47
 Sanders, Mike '79-80-81-82
 Saner, Neville '67-68
 Sapp, Tom '61
 Saunders, Paul '49-50
 Sawyer, Alan '46-49-50
 Schmidt, Kevin '08-09
 Schofield, Terry '69-70-71
 Sears, Dean '81-82
 Seibert, Bill '69-70-71
 Seidel, Don '48-49-50
 Shackelford, Lynn '67-68-69
 Sheldrake, Eddie '49-50-51
 Shipp, Josh '05-07-08-09
 Sims, Gig '77-78-79-80
 Skjverheim, Sonny '59
 Slaughter, Fred '62-63-64
 Smith, Gavin '75-76
 Soo, Spencer '09-10
 Spillane, Jim '75-76-77
 Stanback, Chace '08
 Stanich, George '48-49-50
 Stanich, John '47-48
 Steinman, Henry '53-54
 Stewart, Chuck '45-46
 Stewart, Kim '62-63-64
 Stewart, Owen '45-46
 Stoner, Mel '46
 Sutherland, Gene '67-68
 Sweek, Bill '67-68-69
 Sylvester, Harold '96-97

— T —

Taft, Morris '54-55-56
 Tarver, Shon '91-92-93-94
 Thomas, Marvin '75-77-78-79
 Thompson, Dick '51
 Thompson, Dijon '02-03-04-05
 Townsend, Raymond '75-76-77-78
 Torrence, Walt '57-58-59
 Trapani, Tyler '09-10
 Trgovich, Pete '73-74-75

— U —

Underhill, Roland '57-58-59

— V —

Valley, John '69-70
 Vandeweghe, Kiki '77-78-79-80
 Vroman, Brett '75-76-77

— W —

Walcott, Ryan '02-03-04
 Walden, Tom '94
 Walker, Kevin '87-88-89-90
 Wallace, Ron '59
 Walton, Bill '72-73-74
 Warren, Mike '66-67-68
 Washington, Kenny '64-65-66
 Washington, Rich '74-75-76
 Watson, Earl '98-99-00-01
 Waxman, Dave '61-62-63
 Webb, Bob '73-74
 West, Dick '47-48
 Westbrook, Russell '07-08
 White, Ed '53-54-55
 Wicks, Sidney '69-70-71
 Wilkes, James '77-78-79-80
 Wilkes, Keith '72-73-74
 Williams, Gene '48-50-51
 Williams, Ike '04-05
 Williams, Kevin '88-89-90
 Wilson, Trevor '87-88-89-90
 Witt, Ralph '45-46
 Wright, Brad '82-83-84-85
 Wright, Ryan '06

— Y —

Young, Ray '99-00-01-03

— Z —

Zidek, George '92-93-94-95
 Zimmerman, Rodney '91-92-93-94

UCLA AWARDS

THE COACH JOHN WOODEN AWARD

Presented annually to the most valuable player.

2010	Michael Roll
2009	Darren Collison and Josh Shipp
2008	Kevin Love
2007	Arron Afflalo
2006	Arron Afflalo and Jordan Farmar
2005	Dijon Thompson
2004	T.J. Cummings and Dijon Thompson
2003	Jason Kapono and Ray Young
2002	Matt Barnes, Dan Gadzuric, Jason Kapono and Billy Knight
2001	Dan Gadzuric, Jason Kapono and Earl Watson
2000	Jason Kapono, Jerome Moiso and Earl Watson
1999	Baron Davis
1998	J.R. Henderson, Kris Johnson and Toby Bailey
1997	Cameron Dollar, Bob Myers and Charles O'Bannon
1996	Toby Bailey, J.R. Henderson and Charles O'Bannon
1995	Ed O'Bannon and Tyus Edney
1994	Ed O'Bannon
1993	Tyus Edney
1992	Don MacLean, Gerald Madkins and Tracy Murray
1991	Don MacLean and Tracy Murray
1990	Trevor Wilson and Don MacLean
1989	Pooh Richardson
1988	Pooh Richardson
1987	Reggie Miller
1986	Reggie Miller
1985	Reggie Miller and Nigel Miguel
1984	Kenny Fields
1983	Kenny Fields
1982	Mike Sanders
1981	Mike Sanders
1980	Kiki Vandeweghe
1979	David Greenwood
1978	David Greenwood
1977	Marques Johnson
1976	Marques Johnson and Richard Washington
1975	Dave Meyers
1974	Bill Walton
1973	Bill Walton
1972	Bill Walton
1971	Sidney Wicks
1970	Sidney Wicks
1969	Lew Alcindor
1968	Lew Alcindor
1967	Lew Alcindor

BOB (ACE) CALKINS MEMORIAL TROPHY

Presented by Sigma Pi fraternity to the UCLA varsity basketball free throw champion.

2010	Nikola Dragović
2009	Darren Collison
2008	Darren Collison
2007	Darren Collison
2006	Arron Afflalo
2005	Jordan Farmar
2004	T.J. Cummings
2003	Jason Kapono
2002	Jason Kapono
2001	Jason Kapono
2000	Jason Kapono
1999	Earl Watson
1998	Kris Johnson
1997	Kris Johnson
1996	omm'A Givens
1995	Ed O'Bannon
1994	Tyus Edney
1993	Tyus Edney
1992	Don MacLean
1991	Don MacLean
1990	Don MacLean
1989	Charles Rochelin
1988	Dave Immel
1987	Reggie Miller
1986	Reggie Miller
1985	Reggie Miller
1984	Kenny Fields
1983	Michael Holton
1982	Rod Foster
1981	Rod Foster
1980	Rod Foster
1979	Darrell Allums
1978	Raymond Townsend
1977	Jim Spillane

1976	Gavin Smith
1975	Dave Meyers
1974	Keith Wilkes
1973	Greg Lee
1972	Greg Lee
1971	John Ecker
1970	Henry Bibby
1969	John Vallely
1968	Lynn Shackelford
1967	Lynn Shackelford
1966	Kenny Washington
1965	Doug McIntosh
1964	Walt Hazzard
1963	Jack Hirsch
1962	Gary Cunningham
1961	Gary Cunningham
1960	Gary Cunningham
1959	Walt Torrence
1958	Ben Rogers
1957	Ben Rogers
1956	Willie Naulls
1955	Eddie White
1954	Eddie White
1953	Dick Ridgway
1952	Ron Livingston
1951	Dick Ridgway
1950	Jerry Norman
1949	Paul Sanders

BRUIN BENCH AWARD

Presented for the most improvement in all-around play and mental attitude (from the previous year).

2010	Tyler Honeycutt
2009	Nikola Dragović
2008	Russell Westbrook
2007	Lorenzo Mata
2006	Darren Collison
2005	Michael Fey
2004	Ryan Hollins
2003	Dijon Thompson
2002	Ryan Walcott
2001	Billy Knight
2000	Ryan Bailey
1999	Sean Farnham
1998	Travis Reed
1997	Brandon Loyd
1996	Kris Johnson
1995	George Zidek
1994	George Zidek
1993	Shon Tarver and Richard Petruska
1992	Mitchell Butler
1991	Tracy Murray
1990	Darrick Martin
1989	Trevor Wilson
1988	Trevor Wilson and Kevin Walker



KEVIN LOVE

1987	Charles Rochelin
1986	Jack Haley
1985	Brad Wright
1984	Ralph Jackson
1983	Nigel Miguel and Ralph Jackson
1982	Kenny Fields
1981	Darren Daye and Cliff Pruitt
1980	James Wilkes
1979	Brad Holland
1978	James Wilkes
1977	David Greenwood
1976	Brett Vroman
1975	Pete Trgovich
1974	Dave Meyers
1973	Larry Hollyfield
1972	Larry Farmer
1971	Terry Schofield
1970	Sidney Wicks
1969	Bill Sweek
1968	Jim Nielsen
1967	Lynn Shackelford and Bill Sweek
1966	Mike Lynn
1965	Keith Erickson
1964	Gail Goodrich and Keith Erickson
1963	Jim Milhorn and Dave Waxman
1962	John Green
1961	John Berberich
1960	Cliff Brandon
1959	Denny Crum
1958	Roland Underhill
1957	Jim Halsten
1956	Conrad Burke
1955	Morris Taft
1954	Ronnie Bane

THE NCAA TOURNAMENT TROPHY

Presented for all-around excellence in NCAA Championships.

1980	Mike Sanders
1976	Marques Johnson
1975	Dave Meyers and Richard Washington
1974	Bill Walton and Keith Wilkes
1973	Bill Walton and Keith Wilkes
1972	Henry Bibby and Keith Wilkes
1971	Henry Bibby and Curtis Rowe
1970	Curtis Rowe

GERALD A. FINERMAN AWARD

Presented to the team leader in rebounds.

2010	Tyler Honeycutt
2009	Alfred Aboya
2008	Kevin Love
2007	Luc Richard Mbah a Moute
2006	Luc Richard Mbah a Moute
2005	Dijon Thompson

SIXTH MAN AWARD

Presented to the team's best player off the bench.

2002	T.J. Cummings
------	---------------

UCLA ALUMNI ASSOCIATION AWARD

Presented to the team leader in assists.

2010	Michael Roll
2009	Darren Collison
2008	Russell Westbrook
2007	Darren Collison
2006	Jordan Farmar
2005	Jordan Farmar

UCLA FACULTY ATHLETIC REP. AWARD

Formerly the UCLA Alumni Assn. Award; Presented for academic achievement and team contribution.

2010	Mustafa Abdul-Hamid
2009	Mustafa Abdul-Hamid
2008	Lorenzo Mata-Real
2007	Ryan Wright and Mustafa Abdul-Hamid
2006	Alfred Aboya
2005	Josiah Johnson
2004	Josiah Johnson
2003	Gene Barnes
2002	Josiah Johnson

- 2001 Jason Flowers
- 2000 Sean Farnham
- 1999 Ray Young
- 1998 Matt Harbour
- 1997 Bob Myers
- 1996 Bob Myers
- 1995 George Zidek
- 1994 George Zidek
- 1993 George Zidek
- 1992 George Zidek
- 1991 Mitchell Butler
- 1990 Kevin Walker
- 1989 Keith Owens
- 1988 Craig Jackson
- 1987 Craig Jackson
- 1986 Craig Jackson
- 1985 Craig Jackson
- 1984 Stuart Gray
- 1983 Randy Arrillaga
- 1982 Stuart Gray
- 1981 Randy Arrillaga
- 1980 Kiki Vandeweghe
- 1979 Kiki Vandeweghe
- 1978 Kiki Vandeweghe
- 1977 Wilbert Olinde
- 1976 Wilbert Olinde
- 1975 Dave Meyers
- 1974 Keith Wilkes
- 1973 not awarded
- 1972 Henry Bibby
- 1971 Terry Schofield
- 1970 John Vallely
- 1969 Bill Sweek

The J.D. MORGAN MEMORIAL AWARD

Presented annually by the Bruin Hoopsters to the outstanding "team" player.

- 2010 Malcolm Lee
- 2009 Jrue Holiday and Michael Roll
- 2008 Josh Shipp and James Keefe
- 2007 Josh Shipp and Luc Richard Mbah a Moute
- 2006 Ryan Hollins
- 2005 Josh Shipp
- 2004 Cedric Bozeman
- 2003 Ryan Walcott
- 2002 Dan Gadzuric
- 2001 Matt Barnes
- 2000 Rico Hines
- 1999 Jerome Moiso
- 1998 Vince McGautha
- 1997 J.R. Henderson and Toby Bailey
- 1996 Kevin Dempsey
- 1995 Charles O'Bannon
- 1994 Marquis Burns
- 1993 Mitchell Butler
- 1992 Darrick Martin and Rodney Zimmerman
- 1991 Darrick Martin
- 1990 Keith Owens
- 1989 Kevin Walker
- 1988 Kelvin Butler
- 1987 Montel Hatcher and Pooh Richardson
- 1986 Montel Hatcher
- 1985 Gary Maloncon and Montel Hatcher
- 1984 Gary Maloncon
- 1983 Rod Foster
- 1982 Michael Holton and Ralph Jackson
- 1981 Michael Holton
- 1980 James Wilkes and Tony Anderson
- 1979 Roy Hamilton
- 1978 Roy Hamilton
- 1977 Marques Johnson
- 1976 Marques Johnson
- 1975 Ralph Drollinger
- 1974 Ralph Drollinger
- 1973 Tommy Curtis
- 1972 Keith Wilkes
- 1971 Kenny Booker and Steve Patterson
- 1970 Steve Patterson
- 1969 Lynn Shackelford
- 1968 Mike Warren
- 1967 Mike Warren
- 1966 Edgar Lacey and Doug McIntosh
- 1965 Freddie Goss and Kenny Washington
- 1964 Jack Hirsch and Fred Slaughter
- 1963 Fred Slaughter
- 1962 Pete Blackman

- 1961 Bill Ellis

IRV POHLMAYER MEMORIAL TROPHY

Presented to the outstanding defensive player. (Presented to the outstanding first-year player through 1986).

- 2010 Malcolm Lee
- 2009 Alfred Aboya
- 2008 Russell Westbrook and Luc Richard Mbah a Moute
- 2007 Arron Afflalo
- 2006 Arron Afflalo
- 2005 Arron Afflalo
- 2004 Brian Morrison
- 2003 Ray Young
- 2002 Rico Hines
- 2001 Dan Gadzuric
- 2000 Ray Young
- 1999 Earl Watson
- 1998 Earl Watson
- 1997 Cameron Dollar
- 1996 Cameron Dollar
- 1995 Tyus Edney
- 1994 Shon Tarver
- 1993 Rodney Zimmerman
- 1992 Gerald Madkins
- 1991 Gerald Madkins
- 1990 Gerald Madkins
- 1989 Pooh Richardson
- 1988 Craig Jackson
- 1987 Dave Immel
- 1986 Pooh Richardson
- 1985 not awarded
- 1984 Montel Hatcher
- 1983 not awarded
- 1982 Nigel Miguel
- 1981 Dean Sears
- 1980 Michael Holton
- 1979 Tyren Naulls
- 1978 Darrell Allums
- 1977 Gig Sims
- 1976 David Greenwood
- 1975 Ray Townsend and Brett Vroman
- 1974 Marques Johnson
- 1973 Dave Meyers
- 1972 Bill Walton
- 1971 Larry Farmer
- 1970 Henry Bibby
- 1969 Curtis Rowe
- 1968* Lucius Allen
- 1967 Lew Alcindor
- 1966 Mike Warren
- 1965 Edgar Lacey
- 1964 Kenny Washington and Doug McIntosh
- 1963 Jack Hirsch
- 1962 Walt Hazzard and Fred Slaughter
- 1961 Ron Lawson
- 1960 John Green
- 1959 Kent Miller
- 1958 Denny Crum
- 1957 Walt Torrence

**Because of no first-year player on the 1967-68 team, the award was given for excellence in NCAA Tournament.*

ELVIN C. DUCKY DRAKE MEMORIAL AWARD

Presented annually to the member of the UCLA basketball team selected for his competitive spirit, inspiration and unselfish contribution to the team. (Formerly the Caddy Works Award).

- 2010 Mustafa Abdul-Hamid
- 2009 Alfred Aboya
- 2008 Alfred Aboya
- 2007 Alfred Aboya
- 2006 Cedric Bozeman
- 2005 Matt McKinney
- 2004 Jon Crispin
- 2003 Andre Patterson
- 2002 Rico Hines
- 2001 Ryan Bailey and Jason Flowers
- 2000 Billy Knight
- 1999 Todd Ramasar
- 1998 Rico Hines
- 1997 Jelani McCoy
- 1996 Toby Bailey
- 1995 Cameron Dollar
- 1994 Ed O'Bannon

- 1993 Ed O'Bannon
- 1992 Shon Tarver and Ed O'Bannon
- 1991 Keith Owens and Rodney Zimmerman
- 1990 Zan Mason and Mitchell Butler
- 1989 Kevin Walker
- 1966 Freddie Goss
- 1965 Gail Goodrich
- 1964 Walt Hazzard
- 1963 Walt Hazzard
- 1962 Gary Cunningham
- 1961 John Berberich
- 1960 Pete Blackman
- 1959 Walt Torrence
- 1958 Jim Halsten
- 1957 Dick Banton
- 1956 Allen Herring
- 1955 Johnny Moore
- 1954 Don Bragg
- 1953 Johnny Moore
- 1952 Don Johnson
- 1951 Ed Sheldrake
- 1950 Carl Kraushaar
- 1949 George Stanich
- 1948 Dave Minor
- 1947 John Stanich
- 1945 Dick Hough

SEYMOUR ARMOND MEMORIAL AWARD

Awarded annually, starting in 1956, to the most valuable freshman player.

- 2010 Tyler Honeycutt and Reeves Nelson
- 2009 Jrue Holiday
- 2008 Kevin Love
- 2007 Russell Westbrook
- 2006 Luc Richard Mbah a Moute
- 2005 Arron Afflalo, Jordan Farmar and Josh Shipp
- 2004 Trevor Ariza
- 2003 Ryan Hollins
- 2002 Cedric Bozeman, Andre Patterson and Dijon Thompson
- 2001 T.J. Cummings
- 2000 Jason Kapono
- 1999 Dan Gadzuric and JaRon Rush
- 1998 Baron Davis
- 1997 Sean Farnham
- 1996 Jelani McCoy
- 1995 Toby Bailey and J.R. Henderson
- 1994 Cameron Dollar and Charles O'Bannon
- 1993 Marquis Burns and Kevin Dempsey
- 1992 Tyus Edney
- 1991 Shon Tarver
- 1990 Tracy Murray
- 1989 Don MacLean
- 1988 Gerald Madkins
- 1987 Trevor Wilson
- 1986 Pooh Richardson
- 1985 Craig Jackson
- 1984 Reggie Miller
- 1983 Montel Hatcher
- 1982 Stuart Gray
- 1981 Ralph Jackson
- 1980 Rod Foster
- 1979 Mike Sanders
- 1978 Tony Anderson
- 1977 Gig Sims
- 1976 David Greenwood
- 1975 Ray Townsend and Bret Vroman
- 1974 Marques Johnson
- 1973 Ralph Drollinger
- 1972 Dave Meyers
- 1971 Bill Walton
- 1970 Larry Farmer
- 1969 Henry Bibby and Andy Hill
- 1968 Curtis Rowe
- 1967 Steve Patterson
- 1966 Lew Alcindor
- 1965 Mike Warren
- 1964 Edgar Lacey and Mike Lynn
- 1963 Kenny Washington and Doug McIntosh
- 1962 Gail Goodrich and Fred Goss
- 1961 Fred Slaughter
- 1960 Ron Lawson
- 1959 Gary Cunningham
- 1958 Kent Miller
- 1957 Brian Kniff
- 1956 Bob Archer

STARTING LINEUPS

2009-10

F Nikola Dragović, Sr.
F Tyler Honeycutt, Fr.
C Reeves Nelson, Fr.
G Michael Roll, Sr.
G Malcolm Lee, So.

2008-09

F Josh Shipp, Sr.
F Nikola Dragović, Jr.
C Alfred Aboya, Sr.
G Darren Collison, Sr.
G Jrue Holiday, Fr.

2007-08

F Josh Shipp, Jr.
F Luc Richard Mbah a Moute, Jr.
C Kevin Love, Fr.
G Darren Collison, Jr.
G Russell Westbrook, So.

2006-07

F Josh Shipp, So.
F Luc Richard Mbah a Moute, So.
C Lorenzo Mata, Jr.
G Darren Collison, So.
G Arron Afflalo, Jr.

2005-06

F Cedric Bozeman, Sr.
F Luc Richard Mbah a Moute, Fr.
C Ryan Hollins, Sr.
G Jordan Farmar, So.
G Arron Afflalo, So.

2004-05

F Dijon Thompson, Sr.
F Josh Shipp, Fr.
C Michael Fey, Jr.
G Jordan Farmar, Fr.
G Arron Afflalo, Fr.

2003-04

F T.J. Cummings, Sr.
F Trevor Ariza, Fr.
C Ryan Hollins, So.
G Dijon Thompson, Jr.
G Cedric Bozeman, Jr.

2002-03

F Andre Patterson, So.
F Jason Kapono, Sr.
C Ryan Hollins, Fr.
G Dijon Thompson, So.
G Cedric Bozeman, So./Ray Young, Sr.

2001-02

F Matt Barnes, Sr.
F Jason Kapono, Jr.
C Dan Gadzuric, Sr.
G Billy Knight, Sr.
G Cedric Bozeman, Fr.

2000-01

F Matt Barnes, Jr.
F Jason Kapono, So.
C Dan Gadzuric, Jr.
G Billy Knight, Jr.
G Earl Watson, Sr.

1999-2000

F Sean Farnham, Sr.
F Jerome Moiso, So.
C Dan Gadzuric, So.
G Jason Kapono, Fr.
G Earl Watson, Jr.

1998-99

F JaRon Rush, Fr.
F Jerome Moiso, Fr.
C Dan Gadzuric, Fr.
G Baron Davis, So.
G Earl Watson, So.

1997-98

F Kris Johnson, Sr.
F Toby Bailey, Sr.
C J.R. Henderson, Sr.
G Baron Davis, Fr.
G Earl Watson, Fr.

1996-97

F Charles O'Bannon, Sr.
F J.R. Henderson, Jr.
C Jelani McCoy, So.
G Cameron Dollar, Sr.
G Toby Bailey, Jr.

1995-96

F Charles O'Bannon, Jr.
F J.R. Henderson, So.
C Jelani McCoy, Fr.
G Cameron Dollar, Jr.
G Toby Bailey, So.

1994-95

F Charles O'Bannon, So.
F Ed O'Bannon, Sr.
C George Zidek, Sr.
G Tyus Edney, Sr.
G Toby Bailey, Fr.

1993-94

F Charles O'Bannon, Fr.
F Ed O'Bannon, Jr.
C George Zidek, Jr.
G Shon Tarver, Sr.
G Tyus Edney, Jr.

1992-93

F Mitchell Butler, Sr.
F Ed O'Bannon, So.
C Richard Petruska, Sr.
G Shon Tarver, Jr.
G Tyus Edney, So.

1991-92

F Don MacLean, Sr.
F Tracy Murray, Jr.
G Mitchell Butler, Jr.
G Gerald Madkins, Sr.
G Shon Tarver, So.

1990-91

F Don MacLean, Jr.
F Tracy Murray, So.
F Mitchell Butler, So.
G Darrick Martin, Jr.
G Gerald Madkins, Jr.

1989-90

F Trevor Wilson, Sr.
F Don MacLean, So.
F Tracy Murray, Fr.
G Darrick Martin, So.
G Gerald Madkins, So.

1988-89

F Trevor Wilson, Jr.
F Don MacLean, Fr.
C Kevin Walker, Jr.
G Darrick Martin, Fr.
G Pooh Richardson, Sr.

1987-88

F Craig Jackson, Sr.
F Trevor Wilson, So.
C Kelvin Butler, Sr.
G Dave Immel, Sr.
G Pooh Richardson, Jr.

1986-87

F Reggie Miller, Sr.
F Charles Rochelin, So.
C Jack Haley, Jr.
G Dave Immel, Jr.
G Pooh Richardson, So.

1985-86

F Reggie Miller, Jr.
F Craig Jackson, So.
C Jack Haley, Jr.
G Montel Hatcher, Jr.
G Pooh Richardson, Fr.

1984-85

F Reggie Miller, So.
F Gary Maloncon, Sr.
C Brad Wright, Sr.
G Nigel Miguel, Sr.
G Montel Hatcher, So.

1983-84

F Kenny Fields, Sr.
F Gary Maloncon, Jr.
C Stuart Gray, Jr.
G Ralph Jackson, Sr.
G Montel Hatcher, Fr.

1982-83

F Kenny Fields, Jr.
F Darren Daye, Sr.
C Stuart Gray, So.
G Rod Foster, Sr.
G Ralph Jackson, Jr.

1981-82

F Kenny Fields, So.
F Mike Sanders, Sr.
C Stuart Gray, Fr.
G Ralph Jackson, So.
G Rod Foster, Jr.

1980-81

F Mike Sanders, Jr.
F Darren Daye, So.
C Kenny Fields, Fr.
G Michael Holton, So.
G Rod Foster, So.

1979-80

F Kiki Vandeweghe, Sr.
F James Wilkes, Sr.
C Mike Sanders, So.
G Michael Holton, Fr.
G Rod Foster, Fr.

1978-79

F Kiki Vandeweghe, Jr.
F David Greenwood, Sr.
C Gig Sims, Jr.
G Roy Hamilton, Sr.
G Brad Holland, Sr.

1977-78

F David Greenwood, Jr.
F James Wilkes, So.
C Gig Sims, So.
G Roy Hamilton, Jr.
G Raymond Townsend, Sr.

1976-77

F Marques Johnson, Sr.
F David Greenwood, So.
C Bret Vroman, Jr.
G Roy Hamilton, So.
G Jim Spillane, Sr.

1975-76

F Marques Johnson, Jr.
F Richard Washington, Jr.
C David Greenwood, Fr.
G Raymond Townsend, So.
G Andre McCarter, Sr.

1974-75


F Marques Johnson, So.
F David Meyers, Sr.
C Richard Washington, So.
G Andre McCarter, Jr.
G Pete Trgovich, Sr.



MICHAEL ROLL



REEVES NELSON



NIKOLA DRAGOVIC

STARTING LINEUPS

1973-74

F Keith Wilkes, Sr.
F David Meyers, Jr.
C Bill Walton, Sr.
G Greg Lee, Sr.
G Tommy Curtis, Sr.

1972-73

F Larry Farmer, Sr.
F Keith Wilkes, Jr.
C Bill Walton, Jr.
G Larry Hollyfield, Sr.
G Greg Lee, Jr.

1971-72

F Larry Farmer, Jr.
F Keith Wilkes, So.
C Bill Walton, So.
G Greg Lee, So.
G Henry Bibby, Sr.

1970-71

F Sidney Wicks, Sr.
F Curtis Rowe, Sr.
C Steve Patterson, Sr.
G Henry Bibby, Jr.
G Kenny Booker, Sr.

1969-70

F Sidney Wicks, Jr.
F Curtis Rowe, Jr.
C Steve Patterson, Jr.
G John Vallely, Sr.
G Henry Bibby, So.

1968-69

F Lynn Shackelford, Sr.
F Curtis Rowe, So.
C Lew Alcindor, Sr.
G Kenny Heitz, Sr.
G John Vallely, Jr.

1967-68

F Lynn Shackelford, Jr.
F Mike Lynn, Sr.
C Lew Alcindor, Jr.
G Mike Warren, Sr.
G Lucius Allen, Jr.

1966-67

F Lynn Shackelford, So.
F Kenny Heitz, So.
C Lew Alcindor, So.
G Lucius Allen, So.
G Mike Warren, Jr.

1965-66

F Edgar Lacey, Jr.
F Mike Lynn, Jr.
C Doug McIntosh, Sr.
G Mike Warren, So.
G Kenny Washington, Sr.

1964-65

F Keith Erickson, Sr.
F Edgar Lacey, So.
C Doug McIntosh, Jr.
G Freddie Goss, Jr.
G Gail Goodrich, Sr.

1963-64

F Keith Erickson, Jr.
F Jack Hirsch, Sr.
C Fred Slaughter, Sr.
G Walt Hazzard, Sr.
G Gail Goodrich, Jr.

1962-63

F Keith Erickson, So.
F Jack Hirsch, Jr.
C Fred Slaughter, Jr.
G Walt Hazzard, Jr.
G Gail Goodrich, So.

1961-62

F Gary Cunningham, Sr.
F Pete Blackman, Sr.
C Fred Slaughter, So.
G John Green, Sr.
G Walt Hazzard, So.

1960-61

F Gary Cunningham, Jr.
F Rod Lawson, So.
C John Berberich, Sr.
G John Green, Jr.
G Bill Ellis, Sr.

1959-60

F Gary Cunningham, So.
F Kent Miller, Jr.
C John Berberich, Jr.
G John Green, So.
G Bill Ellis, Jr.

1958-59

F Roland Underhill, Sr.
F Rafer Johnson, Sr.
C Kent Miller, So.
G Denny Crum, Sr.
G Walt Torrence, Sr.

1957-58

F Roland Underhill, Jr.
F Conrad Burke, Sr.
C Ben Rogers, Sr.
G Jim Halsten, Sr.
G Walt Torrence, Jr.

1956-57

F Jim Halsten, Jr.
F Conrad Burke, Jr.
C Ben Rogers, Jr.
G Walt Torrence, So.
G Dick Banton, Sr.

1955-56

F Conrad Burke, So.
F Alan Herring, Sr.
C Willie Nauls, Sr.
G Morris Taft, Sr.
G Dick Banton, Jr./Carroll Adams, Sr.

1954-55

F John Moore, Sr.
F Ron Bane, Sr.
C Willie Nauls, Jr.
G Morris Taft, Jr.
G Don Bragg, Sr.

1953-54

F Ron Bane, Jr.
F John Moore, Jr.
C Willie Nauls, So.
G Don Bragg, Jr.
G Ron Livingston, Sr.

1952-53

F John Moore, So.
F Ron Bane, So.
C Mike Hibler, Jr.
G Don Bragg, So.
G Ron Livingston, Jr.

1951-52

F Don Bragg, Fr.
F Jerry Norman, Sr.
F John Moore, Fr.
G Don Johnson, Sr.
G Ron Livingston, So.

1950-51

F Dick Ridgway, So.
F Ed Sheldrake, Sr.
F Gene Williams, Sr.
G Don Johnson, Jr.
G Art Alper, Sr.

1949-50

F Alan Sawyer, Jr.
F Ralph Joeckel, Sr.
G Carl Kraushaar, Sr.
G George Stanich, Sr.
G Ed Sheldrake, Jr.

1948-49

F Alan Sawyer, So.
F Chuck Clustka, Sr.
C Carl Kraushaar, Jr.
G George Stanich, Jr.
G Ron Pearson, Sr.

FOUR-YEAR STARTERS

Josh Shipp	2005, 2007-09
Cedric Bozeman	2002-04, 2006
Jason Kapon	2000-03
Dan Gadzuric	1999-02
Earl Watson	1998-01
Toby Bailey	1995-98
J.R. Henderson	1995-98
Charles O'Bannon	1994-97
Don MacLean	1989-92
Pooh Richardson	1986-89
Kenny Fields	1981-84
Rod Foster	1980-83
David Greenwood	1976-79
Don Bragg	1952-55
John Moore	1952-55

FRESHMAN STARTERS

Tyler Honeycutt	2010
Reeves Nelson	2010
Jrue Holiday	2009
Kevin Love	2008
Luc Richard Mbah a Moute	2006
Arron Afflalo	2005
Jordan Farmar	2005
Josh Shipp	2005
Trevor Ariza	2004
Ryan Hollins	2003
Cedric Bozeman	2002
Jason Kapon	2000
Dan Gadzuric	1999
Jerome Moiso	1999
JaRon Rush	1999
Baron Davis	1998
Earl Watson	1998
Jelani McCoy	1996
Toby Bailey	1995
J.R. Henderson	1995
Charles O'Bannon	1994
Tracy Murray	1990
Darrick Martin	1989
Don MacLean	1989
Pooh Richardson	1986
Montel Hatcher	1984
Stuart Gray	1982
Kenny Fields	1981
Michael Holton	1980
Rod Foster	1980
David Greenwood	1976
Don Bragg	1952
John Moore	1952



MALCOLM LEE



TYLER HONEYCUTT



DAVID GREENWOOD

ALL-TIME NUMERICAL ROSTER

#0

Jerome Moiso (1998-99, 99-00)
Russell Westbrook (2006-07, 07-08)
Drew Gordon (2008-09, 09-10)

#1

Jason Flowers (2000-01)
Dijon Thompson (2001-02, 02-03, 03-04, 04-05)
Jordan Farmar (2005-06)
Malcolm Lee (2008-09)
Mike Moser (2009-10)

#2

Janou Rubin (2000-01, 02-03, 03-04, 04-05)
Darren Collison (2005-06, 06-07, 07-08, 08-09)
Spencer Soo (2009-10)

#3

Bill Rankin (1946-47)
Ralph Jackson (1980-81, 81-82, 82-83, 83-84)
Richard Petruska (1991-92, 92-93)
Billy Knight (1997-98, 98-99, 99-00, 00-01, 01-02)
Brian Morrison (2003-04, 04-05)
Josh Shipp (2005-06, 06-07, 07-08, 08-09)
Malcolm Lee (2009-10)

#4

Owen Stewart (1945-46)
Dick Perry (1947)
Corey Gaines (1983-84)
Trevor Wilson (1986-87, 87-88, 88-89, 89-90)
Marquis Burns (1992-93, 93-94, 94-95)
Kevin Daley (1996-97, 97-98)
JaRon Rush (1998-99, 99-00)
Spencer Gloger (2000-01)
Mercedes Lewis (2002-03)
Trevor Ariza (2003-04)
Aaron Afflalo (2004-05, 05-06, 06-07)
Tyler Trapani (2008-09, 09-10)

#5

Ralph Witt (1945-46)
Cameron Dollar (1993-94, 94-95, 95-96, 96-97)
Baron Davis (1997-98, 98-99)
Andre Patterson (2001-02)

Jon Crispin (2002-03, 03-04)
DeAndre Robinson (2005-06, 06-07, 07-08)
Jerime Anderson (2008-09, 09-10)

#6

Frank Freriks (1945)
Mel Stoner (1946)
John Stanich (1947-48)

#7

Bob Waterfield (1945)

#8

Marvin Lee (1942-43)
Dick Bernie (1945)

#10

Tom Grant (1945)
Dave Minor (1947-48)
Rod Foster (1979-80, 80-81, 81-82, 82-83)
Ryan Walcott (2001-02, 02-03, 03-04)
Janou Rubin (2005-06)
Mustafa Abdul-Hamid (2006-07, 07-08, 08-09)

#11

Ben Lewis (1946)
Don Barksdale (1946-47)
Mike Sanders (1979-80, 80-81, 81-82)
Curtis Knight (1982-83, 83-84)
Corey Gaines (1984-85, 85-86)
Kevin Williams (1987-88, 88-89, 89-90)
Tyus Edney (1991-92, 92-93, 93-94, 94-95)
Todd Ramasar (1997-98, 98-99, 99-00, 00-01)
Jordan Farmar (2004-05)
Ryan Wright (2005-06, 06-07)
Spencer Soo (2008-09)
Reeves Nelson (2009-10)

#12

Dick West (1947-48)
Montel Hatcher (1982-83, 83-84, 84-85, 85-86, 86-87)
Gerald Madkins (1987-88, 88-89, 89-90, 90-91, 91-92)
David Boyle (1992-93, 93-94)
Toby Bailey (1994-95, 95-96, 96-97, 97-98)

Josh Shipp (2004-05)
Alfred Aboya (2005-06, 06-07, 07-08, 08-09)
Anthony Stover (2009-10)

#13

Dick Hough (1945-46)
Doug Sale (1947)
Charles O'Bannon (1993-94, 94-95, 95-96, 96-97)
Travis Reed (1997-98, 98-99)
Gene Barnes (2002-03, 03-04)
James Keefe (2006-07, 07-08, 08-09, 09-10)

#14

Glen Grant (1945)
Brad Holland (1975-76, 76-77, 77-78, 78-79)
Michael Holton (1979-80, 80-81, 81-82, 82-83)
Stu Meinert (1986-87, 87-88, 88-89)
Rodney Zimmerman (1990-91, 91-92, 92-93, 93-94)
Lorenzo Mata-Real (2004-05, 05-06, 06-07, 07-08)
Alex Schrempf (2009-10)

#15

Jack Haley (1984-85, 85-86, 86-87)
Darrick Martin (1988-89, 89-90, 90-91, 91-92)
Ryan Mollins (2000-01)
Ryan Hollins (2002-03, 03-04, 04-05, 05-06)
Blake Arnet (2008-09, 09-10)

#17

Bob Arnold (1945-46)

#18

Chuck Stewart (1945)

#20

William Putnam (1945)
Jim Harrison (1956-57)
Sonny Skjervheim (1957-58, 58-59, 59-60)
Mike Huggins (1961-62, 62-63, 63-64)
John Lyons (1964-65, 65-66)
Tyren Naulls (1978-79, 79-80)
Darryl Morris (1985-86, 86-87, 87-88)
Jeff Bronner (1989-90)
Brandon Loyd (1995-96, 96-97, 97-98, 98-99)
Michael Roll (2005-06, 06-07, 07-08, 08-09, 09-10)

#21

Rod Palmer (1985-86, 86-87)
Darrin Dafney (1988-89, 89-90)
Shon Tarver (1990-91, 91-92, 92-93, 93-94)
Ryan Bailey (1997-98, 98-99, 99-00, 00-01)
Cedric Bozeman (2001-02, 02-03, 03-04, 05-06)
David McGrath (2007-08)
Jrue Holiday (2008-09)
Brendan Lane (2009-10)

#22

Morris Taft (1954-55, 55-56)
Walt Torrence (1956-57, 57-58, 58-59)
Bob Berry (1959-60, 60-61)
Larry Gower (1961-62, 62-63)
John Galbraith (1964-65)
Kenny Heitz (1966-67, 67-68, 68-69)
Tommy Curtis (1970-71, 71-72, 72-73, 73-74)
Raymond Townsend (1974-75, 75-76, 76-77, 77-78)
Jerald Jones (1984-85, 85-86)
Chris Kenny (1988-89)
Steve Elkind (1992-93)
Rico Hines (1997-98, 98-99, 99-00, 00-01, 01-02)
Ike Williams (2003-04, 04-05)
Kelvin Kim (2005-06)
Chace Stanback (2007-08)
J'mison Morgan (2008-09, 09-10)

#23

Hal Michaels (1944-45-46)
Lindy Kell (1954-55)
Gary Baker (1956-57)
Cliff Brandon (1957-58, 58-59, 59-60)



JERIME ANDERSON



MALCOLM LEE

ALL-TIME NUMERICAL ROSTER

Kenny Washington (1964-65, 65-66)
 Lee Walczuk (1967-68)
 Kenny Booker (1968-69, 69-70, 70-71)
 Bill Leonard (1977-78)
 Mitchell Butler (1989-90, 90-91, 91-92, 92-93)
 Matt Barnes (1998-99, 99-00, 00-01, 01-02)
 Andre Patterson (2002-03)
 Luc Richard Mbah a Moute (2005-06, 06-07, 07-08)
 Tyler Honeycutt (2009-10)

#24

Courtney Borio (1952-53, 53-54)
 Art Hutchins (1954-55, 55-56, 56-57)
 Bill Hicks (1959-60, 61-62)
 Gail Goodrich (1962-63)
 Chuck Darrow (1963-64)
 Larry McCollister (1964-65)
 Gene Sutherland (1965-66, 66-67, 67-68)
 Rick Betchley (1969-70, 70-71)
 Dave Cumberland (1971-72)
 Roy Hamilton (1975-76, 76-77, 77-78, 78-79)
 Randy Arrillaga (1980-81, 81-82, 82-83)
 Jerome Richardson (1985-86, 86-87, 87-88, 88-89)
 Bob Myers (1994-95, 95-96, 96-97)
 Jason Kapono (1999-00, 00-01, 01-02, 02-03)
 Joey Ellis (2006-07)
 Matt DeMarcus (2008-09, 09-10)

#25 (RETIRED)

Ron Livingston (1952-53, 53-54)
 Dave Hall (1954-55)
 Rafer Johnson (1956-57, 57-58, 58-59)
 Stan Anderson (1959-60)
 Ron Lawson (1960-61)
 Rich Gugat (1961-62)
 Chuck Darrow (1962-63)
 Gail Goodrich (1963-64, 64-65)
 Don Saffer (1965-66, 66-67, 67-68, 68-69)
 Andy Hill (1969-70, 70-71, 71-72)
 Pete Trgovich (1972-73, 73-74, 74-75)
 Nigel Miguel (1981-82, 82-83, 83-84, 84-85)
 Keith Owens (1987-88, 88-89, 89-90, 90-91)
 George Zidek (1991-92, 92-93, 93-94, 94-95)
 Earl Watson (1997-98, 98-99, 99-00, 00-01)
 Matt McKinney (2003-04, 04-05)

#30

Denny Crum (1957-58, 58-59)
 Duane Barnes (1959-60)
 Jim Rosvall (1961-62)
 Steve Lock (1962-63)
 Kent Graham (1963-64)
 Neville Saner (1965-66, 66-67, 67-68)
 Curtis Rowe (1968-69, 69-70, 70-71)
 Vince Carson (1971-72, 72-73)
 Chris Lippert (1975-76, 76-77, 77-78, 78-79)
 Darren Daye (1979-80, 80-81, 81-82, 82-83)
 Dave Immel (1983-84, 84-85, 85-86, 86-87, 87-88)
 Tracy Murray (1989-90, 90-91, 91-92)
 Kevin Dempsey (1992-93, 93-94, 94-95, 95-96)
 Sean Farnham (1996-97, 97-98, 98-99, 99-00)
 Kevin Schmidt (2007-08, 08-09)

#31 (RETIRED)

Swen Nater (1971-72, 72-73)
 Rich Washington (1973-74, 74-75, 75-76)
 Gig Sims (1976-77, 77-78, 78-79, 79-80)
 Reggie Miller (1983-84, 84-85, 85-86, 86-87)
 Ed O'Bannon (1990-91, 91-92, 92-93, 93-94, 94-95)

#32 (RETIRED)

Gene Williams (1948-50-51)
 Carl Kraushaar (1949-50)
 Gene Williams (1950-51)
 John Moore (1951-52, 52-53, 53-54, 54-55)
 Ben Rogers (1955-56, 56-57, 57-58)
 Kent Miller (1958-59, 59-60)
 Dave Waxman (1960-61, 61-62, 62-63)
 Doug McIntosh (1963-64, 64-65, 65-66)
 Steve Patterson (1967-68, 68-69, 69-70, 70-71)
 Bill Walton (1971-72, 72-73, 73-74)

Brett Vroman (1974-75, 75-76, 76-77)
 Darrell Allums (1977-78, 78-79, 79-80)
 Brad Wright (1981-82, 82-83, 83-84, 84-85)
 Greg Foster (1986-87, 87-88)

#33 (RETIRED)

Willie Naulls (1953-54, 54-55, 55-56)
 Nolan Johnson (1956-57)
 Warnell Jones (1958-59, 59-60)
 Lew Alcindor (1966-67, 67-68, 68-69)

#34

Dick Irmas (1949)
 Bob Ballard (1954-55)
 Nolan Johnson (1955-56)
 Dick Skaer (1956-57)
 Bill Wagoner (1957-58)
 Bill Hicks (1958-59)
 Kim Stewart (1961-62)
 Vaughn Hoffman (1962-63, 63-64, 64-65, 65-66)
 Jim Nielson (1966-67, 67-68, 68-69)
 Jon Chapman (1969-70, 70-71, 71-72)
 Dave Meyers (1972-73, 73-74, 74-75)
 David Greenwood (1975-76, 76-77, 77-78, 78-79)
 Cliff Pruitt (1979-80, 80-81, 81-82)
 Sean Lamb (1987-88, 88-89)
 Jonah Naulls (1991-92, 92-93)
 Jelani McCoy (1995-96, 96-97, 97-98)
 Ray Young (1998-99, 99-00, 00-01, 01-02, 02-03)

#35 (RETIRED)

Ray Alba (1948-49-50)
 Ed Feenstra (1950-51)
 Mike Hibler (1951-52, 52-53, 53-54)
 Conrad Burke (1955-56, 56-57, 57-58)
 Ron Wallace (1958-59)
 John Berberich (1959-60, 60-61)
 Fred Slaughter (1961-62, 62-63, 63-64)
 Mike Lynn (1964-65, 65-66, 66-67, 67-68)
 Sidney Wicks (1968-69, 69-70, 70-71)
 Ralph Drollinger (1972-73, 73-74, 74-75, 75-76)
 James Wilkes (1976-77, 77-78, 78-79, 79-80)
 Mark Eaton (1980-81, 81-82)
 Ike Nwankwo (1992-93, 93-94, 94-95)

#38

Ralph Joeckel (1949-50)

#39

Grover Luchsinger (1950-51)

#40

Bob Bell (1957-58)
 Bob Miller (1961-62)
 Rich Levin (1962-63)
 Freddie Goss (1964-65, 65-66)
 Terry Schofield (1967-68)
 John Valley (1968-69, 69-70)
 Marvin Vitatoe (1970-71, 71-72)
 Casey Corlis (1972-73, 73-74, 74-75)

#41

Nikola Dragovic (2006-07, 07-08, 08-09, 09-10)

#42 (RETIRED)


Ron Bane (1952-53, 53-54, 54-55)
 Dick Banton (1955-56, 56-57)
 Bob Fisher (1957-58, 58-59)
 Bill Ellis (1959-60, 60-61)
 Walt Hazzard (1961-62, 62-63, 63-64)
 Mike Serafin (1965-66)
 Lucius Allen (1966-67, 67-68)
 Terry Schofield (1968-69, 69-70)
 Bob Webb (1970-71, 71-72, 72-73, 73-74)
 Darrell Allums (1976-77)
 Kelvin Butler (1984-85, 85-86, 86-87, 87-88)
 Don MacLean (1988-89, 89-90, 90-91, 91-92)
 Kevin Love (2007-08)

#43

Eddie White (1952-53, 53-54, 54-55)
 Jack Arnold (1955-56)
 Fred Crabtree (1956-57)
 Bill French (1957-58, 58-59)
 Kent Graham (1962-63)
 Steve Brucker (1963-64)
 Brice Chambers (1964-65, 65-66)
 Jon Chapman (1968-69)
 Terry Schofield (1970-71)
 Greg Lee (1971-72, 72-73, 73-74)
 Rennie Kelly (1977-78, 78-79)
 Chris Lippert (1979-80)
 Tony Wang (1984-85)
 Stephen Brumbach (1988-89)



BILL WALTON



JEROME "POOH" RICHARDSON

ALL-TIME NUMERICAL ROSTER

Rodney Odom (1989-90)
T.J. Cummings (2000-01, 01-02, 02-03, 03-04)

#44

Mark Costello (1951-52, 52-53, 53-54, 54-55)
Jim Halsten (1955-56, 56-57, 57-58)
Bill Kilmer (1958-59)
Jim Milhorn (1960-61, 61-62, 62-63)
Kenny Washington (1963-64)
Mike Warren (1965-66, 66-67, 67-68)
Lee Walczuk (1968-69)
Jim Spillance (1973-74, 74-75, 75-76, 76-77)
Dean Sears (1980-81, 81-82)
Jeff Dunlap (1984-85, 85-86)
Zan Mason (1989-90, 90-91)
James Diefenbach (2008-09)

#45

Denny Miller (1954-55, 55-56, 56-57, 57-58)
John Green (1959-60, 60-61, 61-62)
Fred Goss (1962-63)
Mike Serafin (1964-65)
Bill Sweek (1965-66, 66-67, 67-68, 68-69)
Henry Bibby (1969-70, 70-71, 71-72)
Andre McCarter (1972-73, 73-74, 74-75, 75-76)
Tony Anderson (1977-78, 78-79, 79-80, 80-81, 81-82)
Charles Rochelin (1985-86, 86-87, 87-88, 88-89)
Michael Fey (2002-03, 03-04, 04-05, 05-06)

#50

Ted Bell (1950-51)
Jack Hirsch (1961-62, 62-63, 63-64)
Bill Ureda (1964-65)
Kent Taylor (1966-67)
Fred Gray (1967-68)
Gary Franklin (1971-72, 72-73, 73-74)
Marvin Thomas (1974-75, 75-76, 76-77, 77-78, 78-79)
Kevin Walker (1986-87, 87-88, 88-89, 89-90)
omm' A Givens (1994-95, 95-96)
Dan Gadzuric (1998-99, 99-00, 00-01, 01-02)

#51

Dick Killgore (1952-53)

#52

Jerry Norman (1950-51, 51-52)

Mark Costello (1952-53)
Don Bragg (1952-53, 53-54, 54-55)
Allen Harring (1955-56)
Bob Archer (1956-57, 57-58, 58-59)
Pete Blackman (1959-60, 60-61, 61-62)
Rich Levin (1963-64, 64-65)
Randy Judd (1965-66)
Dick Lynn (1966-67)
John Ecker (1967-68, 68-69, 69-70, 70-71)
Keith Wilkes (1971-72, 72-73, 73-74)
Mike Sanders (1978-79)
Craig Jackson (1984-85, 85-86, 86-87, 87-88)
J.R. Henderson (1994-95, 95-96, 96-97, 97-98)
John Hoffart (2001-02, 02-03, 03-04)

#53

Wayne Boulding (1948-49)
Tom Williams (1952-53)
Al Herring (1954-55)
Nate Brewer (1956-57)
Roger Nichols (1959-60)
Keith Erickson (1963-64, 64-65)
Lynn Shackelford (1966-67, 67-68, 68-69)
Larry Hollyfield (1970-71, 71-72, 72-73)
Wilbert Olinde (1973-74, 74-75, 75-76, 76-77)
Gary Maloncon (1981-82, 82-83, 83-84, 84-85)

#54 (RETIRED)

Alan Sawyer (1946-49-50)
Dick Ridgway (1950-51, 51-52, 52-53, 53-54)
Bill Eblen (1956-55, 56-57)
Brian Kniff (1957-58, 58-59, 59-60, 60-61)
Jim McFerson (1961-62)
Kim Steward (1963-64)
Edgar Lacey (1964-65, 65-66, 67-68)
Larry Farmer (1970-71, 71-72, 72-73)
Marques Johnson (1973-74, 74-75, 75-76, 76-77)
Kenny Fields (1980-81, 81-82, 82-83, 83-84)
Kris Johnson (1994-95, 95-96, 96-97, 97-98)
Josiah Johnson (2001-02, 02-03, 03-04, 04-05)

#55

Eldon Bennett (1948-49)
Barry Parlovich (1950-51)
Hank Steinman (1952-53)
Henry Steinman (1953-54)
Carroll Adams (1955-56)
Roland Underhill (1956-57, 57-58, 58-59)

Gary Cunningham (1959-60, 60-61, 61-62)
Keith Erickson (1962-63)
Bill Winkelholz (1964-65)
Joe Chrisman (1965-66, 66-67)
Bill Seibert (1967-68)
Rick Betchley (1968-69)
Gavin Smith (1973-74, 74-75, 75-76)
Kiki Vandeweghe (1976-77, 77-78, 78-79, 79-80)
Stuart Gray (1981-82, 82-83, 83-84)
Mike Lanier (1990-91, 91-92, 92-93)
Jon Crispin (2001-02)
Quinn Hawking (2002-03, 03-04, 04-05)
Nican Robinson (2005-06)
Matt Lee (2006-07, 07-08)

#56

Guy Buccola (1947-48-49)
Don Bragg (1951-52, 52-53)

#57

Chuck Clustka (1946-47-48-49)
John Matulich (1950-51)
Ron Bane (1951-52, 52-53)

#58

Paul Saunders (1949-50)

#59

Jerry Evans (1950-51, 51-52, 52-53)

#70

Gene Logan (1950-51)

#71

Barry Porter (1951-52, 52-53)

#72

Arthur Alper (1950-51)
Jack Davidson (1951-52, 52-53)

#73

George Stanich (1948-49-50)
Don Johnson (1950-51)
Bill Johnston (1951-52, 52-53)

#74

Don Seidel (1948-49-50)
Ernie Bond (1950-51)
Gene Logan (1952-53)

#75

Eddie Sheldrake (1950-51)
Ron Livingston (1951-52, 52-53)

#76

Ernie Johnson (1949-50)
Rolf Engen (1950-51)
Ed White (1952-53)

#77

Fred Holzer (1950-51)
Courtney Borio (1952-53)

#78


Mark Costello (1951-52)
Bob Ballard (1952-53)

UNKNOWN NUMBERS

Grant Clothier (1945)
Don Miller (1946)
Chuck Stewart (1945-46)



PETE BLACKMAN



KEITH ERICKSON

ALL-TIME ASSISTANT COACHES

— A —

Frank Arnold (1971-75)
Don Ashen (1955-57, 58-59)

— B —

Ken Barone (1989-91)

— C —

Ernie Carr (1987-88)
Denny Crum (1959-60, 68-71)
Gary Cunningham (1966-75)

— D —

Donny Daniels (2003-10)
Scott Duncan (2007-11)

— E —

John Ecker (1974-75)
Chuck Evans (1980-81)

— F —

Larry Farmer (1975-81)
Tony Fuller (1988-92)

— G —

Scott Garson (2006-11)
Keith Glass (1979-81)
Mark Gottfried (1988-95)

— H —

Jim Halsten (1958-59)
Jim Harrick (1977-79)
Jack Hirsch (1984-88)
Brad Holland (1988-92)
Michael Holton (1996-2001)
Lee Hunt (1975-77)

— I —

Craig Impelman (1977-79, 81-84)

— J —

Kris Jason (1984-87)

— K —

Kerry Keating (2003-07)
Carl Kraushaar (1951)

— L —

Steve Lavin (1991-96)
Paul Landreaux (1988-89)
Chris Lippert (1981-83)

— M —

Gerald Madkins (2001-03)
Phil Mathews (2010-11)
Andre McCarter (1984-88)

— N —

Jerry Norman (1958-68)

— O —

Kevin O' Connor (1979-84)

— P —

Barry Porter (1956-57)
Eddie Powell (1949-52)
Bill Putnam (1947-48, 54-62)

— R —

Dean Richardson (1955-57)
Lorenzo Romar (1992-96)
Frank Ryan (1986-87)

— S —

Jim Saia (1996-2003)
Doug Sale (1949-52)
Patrick Sandle (2001-03)
Alan Sawyer (1952)
Steve Spencer (1997-2001)

— W —

Eddie White (1955-56)
Greg White (1995-96)
Sidney Wicks (1984-88)

— Z —

Ernie Zeigler (2003-06)



SANTA CLARA HEAD COACH KERRY KEATING



CENTRAL MICHIGAN HEAD COACH ERNIE ZEIGLER



ASSISTANT SCOTT GARSON WITH TYLER HONEYCUTT

SEASON-BY-SEASON RECORDS



FRED W. COZENS



CADDY WORKS




WILBUR JOHNS



JOHN R. WOODEN



GENE BARTOW



GARY CUNNINGHAM

YEAR	CAPTAIN(S)	OVERALL			CONFERENCE		
		W	L	PCT	W	L	PCT

FRED W. COZENS

1919-20	Si Gibbs	12	2	.957	8	2	—
1920-21	Raymond McBurney	8	2	.800	10	0	—

CADDY WORKS


1921-22	Si Gibbs	9	1	.900	9	1	—
1922-23	Buck Beeson	12	4	.750	9	1	—
1923-24	Bill Goertz	8	2	.800	8	2	—
1924-25	Wilbur Johns	11	6	.647	9	1	—
1925-26	Horace Bresee	14	2	.875	10	0	—
1926-27	Jim Armstrong	12	4	.750	—	—	—
1927-28	Jack Ketchum	10	5	.667	5	4	.505
1928-29	Sam Balter	7	9	.438	1	8	.111
1929-30	Larry Wildes	14	8	.636	3	6	.333
1930-31	Carl Knowles	9	6	.600	4	5	.444
1931-32	Dick Linthicum	9	10	.474	4	7	.363
1932-33	Ted Lemcke	10	11	.476	1	10	.091
1933-34	Don Piper	10	13	.435	2	10	.166
1934-35	Cordner Gibson	11	12	.478	4	8	.333
1935-36	Don Ashen	10	13	.435	2	10	.166
1936-37	Orv Appleby	6	14	.300	2	10	.166
1937-38	Jack Cooper	4	20	.167	0	12	.000
1938-39	Bob Calkins	7	20	.259	0	12	.000

WILBUR JOHNS

1939-40	Alex Rafalovich	8	17	.320	3	9	.250
1940-41	Bob Null and Lloyd Anderson	6	20	.231	2	10	.166
1941-42	Bob Alshuler and Ernie Handelsman	5	18	.217	2	10	.166
1942-43	John Fryer	14	7	.667	4	4	.500
1943-44	Dick West	10	10	.500	3	3	.500
1944-45	Bill Putnam and Bill Rankin	12	12	.500	3	1	.750
1945-46	Dick Hough and Hal Michaels	8	16	.333	5	7	.417
1946-47	Dick Perry	18	7	.720	9	3	.750
1947-48	John Stanich	12	13	.480	3	9	.250

JOHN R. WOODEN

1948-49	Ron Pearson	22	7	.759	10	2	.833
1949-50	Alan Sawyer	24	7	.774	10	2	.833
1950-51	Eddie Sheldrake	19	10	.655	9	4	.692
1951-52	Don Johnson and Jerry Norman	19	12	.613	8	4	.667
1952-53	Barry Porter	16	8	.667	6	6	.500
1953-54	Ron Livingston	18	7	.720	7	5	.583
1954-55	Don Bragg and John Moore	21	5	.808	11	1	.917
1955-56	Willie Naulls	22	6	.786	16	0	1.000
1956-57	Dick Banton	22	4	.846	13	3	.813
1957-58	Ben Rogers	16	10	.615	10	6	.625
1958-59	Walt Torrence	16	9	.640	10	6	.625
1959-60	Cliff Brandon	14	12	.538	7	5	.583
1960-61	Bill Ellis and John Berberich	18	8	.692	7	5	.583
1961-62	John Green and Gary Cunningham	18	11	.621	10	2	.833
1962-63	Jim Milhorn	20	9	.690	8	5	.615
1963-64	Walt Hazzard and Jack Hirsch	30	0	1.000	15	0	1.000
1964-65	Keith Erickson and Gail Goodrich	28	2	.933	14	0	1.000
1965-66	Doug McIntosh	18	8	.692	10	4	.714
1966-67	Mike Warren	30	0	1.000	14	0	1.000
1967-68	Mike Warren	29	1	.967	14	0	1.000
1968-69	Lew Alcindor and Lynn Shackelford	29	1	.967	13	1	.929
1969-70	John Vallely	28	2	.933	12	2	.857



DON BARKSDALE (LEFT) AND WILBUR JOHNS



STEVE LAVIN


SEASON-BY-SEASON RECORDS



LARRY BROWN



LARRY FARMER



WALT HAZZARD



JIM HARRICK



STEVE LAVIN



BEN HOWLAND

1970-71	Curtis Rowe and Sidney Wicks	29	1	.967	14	0	1.000
1971-72	Henry Bibby	30	0	1.000	14	0	1.000
1972-73	Larry Farmer	30	0	1.000	14	0	1.000
1973-74	Bill Walton, Keith Wilkes	26	4	.867	12	2	.857
1974-75	David Meyers	28	3	.903	12	2	.857

GENE BARTOW

1975-76	Marques Johnson and Richard Washington	28	4	.875	13	1	.929
1976-77	Marques Johnson	24	5	.831	11	3	.786

GARY CUNNINGHAM

1977-78	Raymond Townsend	25	3	.893	14	0	1.000
1978-79	David Greenwood	25	5	.833	15	3	.833

LARRY BROWN

1979-80	Kiki Vandeweghe and James Wilkes	22	10	.688	12	6	.667
1980-81	Mike Sanders and Tony Anderson	20	7	.741	13	5	.722

LARRY FARMER

1981-82	Mike Sanders and Tony Anderson	21	6	.778	14	4	.778
1982-83	Michael Holton	23	6	.793	15	3	.833
1983-84	Ralph Jackson	17	11	.607	10	8	.556

WALT HAZZARD

1984-85	Gary Maloncon	21	12	.636	12	6	.667
1985-86	Reggie Miller and Montel Hatcher	15	14	.517	9	9	.500
1986-87	Reggie Miller	25	7	.781	14	4	.778
1987-88	Craig Jackson and Dave Immel	16	14	.533	12	6	.667

JIM HARRICK

1988-89	Pooh Richardson	21	10	.677	13	5	.722
1989-90	Trevor Wilson	22	11	.667	11	7	.611
1990-91	Game Captains	23	9	.719	11	7	.611
1991-92	Gerald Madkins	28	5	.848	16	2	.889
1992-93	Mitchell Butler	22	11	.667	11	7	.611
1993-94	Shon Tarver and Rodney Zimmerman	21	7	.750	13	5	.722
1994-95	Ed O'Bannon, Tyus Edney and George Zidek	32	1	.979	17	1	.944
1995-96	Charles O'Bannon and Cameron Dollar	23	8	.742	16	2	.889

STEVE LAVIN

1996-97	Charles O'Bannon and Cameron Dollar	24	8	.750	15	3	.833
1997-98	Toby Bailey and J.R. Henderson	24	9	.727	12	6	.667
1998-99	Baron Davis	22	9	.710	12	6	.667
1999-00	Sean Farnham, Rico Hines and Earl Watson	21	12	.636	10	8	.556
2000-01	Earl Watson and Ryan Bailey	23	9	.719	14	4	.714
2001-02	Rico Hines	21	12	.636	11	7	.611
2002-03	Jason Kapono and Ray Young	10	19	.345	6	12	.333

BEN HOWLAND

2003-04	Cedric Bozeman and Dijon Thompson	11	17	.393	7	11	.389
2004-05	Dijon Thompson	18	11	.621	11	7	.611
2005-06	Cedric Bozeman, Arron Afflalo and Jordan Farmar	32	7	.821	14	4	.778
2006-07	Arron Afflalo, Josh Shipp and Darren Collison	30	6	.833	15	3	.833
2007-08	Darren Collison, Lorenzo Mata-Real	35	4	.897	16	2	.889
2008-09	Darren Collison, Josh Shipp and Alfred Aboya	26	9	.743	13	5	.722
2009-10	Michael Roll	14	18	.438	8	10	.444



BEN HOWLAND

UCLA ALL-TIME HEAD COACHING RECORDS

COACH	YRS	WON	LOST	PCT
Fred W. Cozens	2	20	4	.833
Pierce "Caddy" Works	18	173	159	.521
Wilbur Johns	9	93	120	.437
John Wooden	27	620	147	.808
Gene Bartow	2	52	9	.852
Gary Cunningham	2	50	8	.862
Larry Brown	2	42	17	.712
Larry Farmer	3	61	23	.726
Walt Hazzard	4	77	47	.621
Jim Harrick	8	192	62	.756
Steve Lavin	7	145	78	.650
Ben Howland	7	166	72	.697
Totals	91	1691	746	.694

YEAR-BY-YEAR RESULTS

2009-10

Overall: 14-18 Pacific-10: 8-10 (T-5th)

Coach: Ben Howland

Date	Opponent	AP Rk	Site	Score	W/L
11/16	Cal State Fullerton	-/-	H	65-68 2ot	L
11/20	Cal State Bakersfield	-/-	H	75-64	W
11/23	Pepperdine	-/-	H	71-52	W
11/26	Portland ⁷⁰	-/-	N	47-74	L
11/27	Butler ⁷⁰	-/12	N	67-69	L
11/29	Long Beach State ⁷⁰	-/-	N	68-79	L
12/6	Kansas ⁶⁷	-/1	H	61-73	L
12/12	Mississippi State ⁵⁶	-/-	N	54-72	L
12/15	New Mexico State	-/-	H	100-68	W
12/19	Notre Dame	-/-	A	73-84	L
12/22	Colorado State	-/-	H	75-63	W
12/27	Delaware State	-/-	H	66-49	W
12/31	Arizona State ¹	-/-	H	72-70	W
1/2	Arizona ¹	-/-	H	63-77	L
1/6	California ¹	-/-	A	76-75 ot	W
1/9	Stanford ¹	-/-	A	59-70	L
1/16	USC ¹	-/-	H	46-67	L
1/21	Washington ¹	-/-	H	62-61	W
1/23	Washington State ¹	-/-	H	74-62	W
1/28	Oregon ¹	-/-	A	66-71 ot	L
1/30	Oregon State ¹	-/-	A	62-52	W
2/4	Stanford ¹	-/-	H	77-73	W
2/6	California ¹	-/-	H	58-72	L
2/14	USC ¹	-/-	A	64-68	L
2/18	Washington State ¹	-/-	A	71-51	W
2/20	Washington ¹	-/-	A	68-97	L
2/25	Oregon State ¹	-/-	H	65-56	W
2/27	Oregon ¹	-/-	H	68-70	L
3/4	Arizona ¹	-/-	A	73-78	L
3/6	Arizona State ¹	-/-	A	46-56	L
3/11	Arizona ⁵	-/-	N	75-69	W
3/12	California ⁵	-/-	N	72-85	L

(Final Polls: USA Today/Coaches - NR; AP - NR)

2008-09

Overall: 26-9 Pacific-10: 13-5 (2nd)

Coach: Ben Howland

Date	Opponent	AP Rk	Site	Score	W/L
11/12	Prairie View A&M ⁶⁸	4/-	H	82-58	W
11/13	Miami Univ. (OH) ⁶⁸	4/-	H	64-59	W
11/20	Michigan ⁶⁹	4/-	N	52-55	L
11/21	Southern Illinois ⁶⁹	4/-	N	77-60	W
11/29	FIU	13/-	H	89-54	W
12/4	Texas ⁶⁷	12/8	A	64-68	L
12/7	Cal State Northridge	12/-	H	85-67	W
12/13	DePaul ⁵⁶	16/-	N	72-54	W
12/17	Loyola Marymount	14/-	H	75-44	W
12/20	Mercer	14/-	H	76-59	W
12/23	Wyoming	13/-	H	113-62	W
12/28	Louisiana Tech	13/-	H	78-55	W
1/2	Oregon State ¹	12/-	A	69-46	W
1/4	Oregon ¹	12/-	A	83-74	W
1/11	USC ¹	10/-	A	64-60	W
1/15	Arizona ¹	9/-	H	83-60	W
1/17	Arizona State ¹	9/16	H	58-61 ot	L
1/22	Washington State ¹	13/-	A	61-59	W
1/24	Washington ¹	13/-	A	75-86	L
1/29	California ¹	17/-	H	81-66	W
1/31	Stanford ¹	17/-	H	97-63	W
2/4	USC ¹	15/-	H	76-60	W
2/7	Notre Dame	15/-	H	89-63	W
2/12	Arizona State ¹	11/18	A	67-74	L
2/14	Arizona ¹	11/-	A	72-84	L
2/19	Washington ¹	20/22	H	85-76	W
2/21	Washington State ¹	20/-	H	81-82	L
2/26	Stanford ¹	22/-	A	76-71	W
2/28	California ¹	22/-	A	72-68	W
3/5	Oregon State ¹	20/-	H	79-54 ot	W
3/7	Oregon ¹	20/-	H	94-68	W
3/12	Washington State ⁵	15/-	N	64-53	W
3/13	USC ⁵	15/-	N	55-65	L
3/19	VCU ¹⁰	18/-	N	65-64	W
3/21	Villanova ¹⁰	18/11	N	69-89	L

(Final Polls: USA Today/Coaches - 18; AP - 18)

2007-08

Overall: 35-4 Pacific-10: 16-2 (1st)

Championships Won: Pac-10, Pac-10 Tournament, CBE Classic

Coach: Ben Howland

Date	Opponent	AP Rk	Site	Score	W/L
11/9	Portland State	2/-	H	69-48	W
11/12	Youngstown State ⁶⁵	2/-	H	83-52	W
11/13	CS San Bernardino ⁶⁵	2/-	H	76-41	W
11/19	Maryland ⁶⁶	2/-	N	71-59	W
11/20	Michigan State ⁶⁶	2/10	N	68-63	W
11/23	Yale	2/-	H	81-47	W
11/28	George Washington	2/-	H	83-60	W
12/2	Texas ⁶⁷	2/8	H	61-63	L
12/8	Davidson ⁵⁶	7/-	N	75-63	W
12/15	Idaho State	8/-	H	89-49	W
12/18	Western Illinois	8/-	H	77-52	W
12/22	Michigan	8/-	A	69-54	W
12/29	UC Davis	5/-	H	76-48	W
1/3	Stanford ¹	5/20	A	76-67	W
1/5	California ¹	5/-	A	70-58	W
1/10	Washington ¹	5/-	H	69-55	W
1/12	Washington State ¹	5/4	H	81-74	W
1/19	USC ¹	4/-	H	63-72	L
1/24	Oregon ¹	8/-	A	80-75	W
1/26	Oregon State ¹	8/-	A	85-62	W
1/31	Arizona State ¹	5/-	H	84-51	W
2/2	Arizona ¹	5/-	H	82-60	W
2/7	Washington State ¹	5/17	A	67-59	W
2/10	Washington ¹	5/-	A	61-71	L
2/17	USC ¹	6/-	A	56-46	W
2/21	Oregon State ¹	6/-	H	84-49	W
2/23	Oregon ¹	6/-	H	75-65	W
2/28	Arizona State ¹	4/-	A	70-49	W
3/2	Arizona ¹	4/-	A	68-66	W
3/6	Stanford ¹	3/7	H	77-67 ot	W
3/8	California ¹	3/-	H	81-80	W
3/13	California ⁵	3/-	N	88-66	W
3/14	USC ⁵	3/-	N	57-54	W
3/15	Stanford ⁵	3/11	N	67-64	W
3/20	Miss. Valley St. ¹⁰	3/-	N	70-29	W
3/22	Texas A&M ¹⁰	3/-	N	51-49	W
3/27	Western Kentucky ¹⁰	3/-	N	88-78	W
3/29	Xavier ¹⁰	3/12	N	76-57	W
4/5	Memphis ¹⁰⁺	3/2	N	63-78	L

(Final Polls: USA Today/Coaches - 4; AP - 3)

2006-07

Overall: 30-6 Pacific-10: 15-3 (1st)

Championships Won: Pac-10, Maui Invitational

Coach: Ben Howland

Date	Opponent	AP Rk	Site	Score	W/L
11/15	BYU	6/-	H	82-69	W
11/20	Chaminade ⁶¹	5/-	N	88-63	W
11/21	Kentucky ⁶¹	5/20	N	73-68	W
11/22	Georgia Tech ⁶¹	5/19	N	88-73	W
11/28	Long Beach State	1/-	H	88-58	W
12/3	UC Riverside	1/-	H	61-38	W
12/5	Cal State Fullerton	1/-	H	78-54	W
12/9	Texas A&M ⁵⁶	1/6	N	65-62	W
12/16	Oakland	1/-	H	74-53	W
12/19	Sam Houston State	1/-	H	75-61	W
12/23	Michigan	1/-	H	92-55	W
12/28	Washington State ¹	1/-	H	55-52	W
12/31	Washington ¹	1/13	H	96-74	W
1/4	Oregon State ¹	1/-	A	71-56	W
1/6	Oregon ¹	1/16	A	66-68	L
1/13	USC ¹	4/-	A	65-64	W
1/18	Arizona State ¹	3/-	H	60-50	W
1/20	Arizona ¹	3/11	H	73-69	W
1/25	California ¹	3/-	A	62-46	W
1/28	Stanford ¹	3/-	A	68-75	L
2/1	Oregon ¹	5/9	H	69-57	W
2/3	Oregon State ¹	5/-	H	82-35	W
2/7	USC ¹	2/19	H	70-65	W
2/10	West Virginia	2/-	A	65-70	L
2/15	Arizona State ¹	5/-	A	67-61	W
2/17	Arizona ¹	5/19	A	81-66	W
2/22	California ¹	4/-	H	85-75	W

2/24	Stanford ¹	4/-	H	75-61	W
3/1	Washington State ¹	2/13	A	53-45	W
3/3	Washington ¹	2/-	A	51-61	L
3/8	California ⁵	4/-	N	69-76 ot	L
3/15	Weber State ¹⁰	7/-	N	70-42	W
3/17	Indiana ¹⁰	7/-	N	54-49	W
3/22	Pittsburgh ¹⁰	7/10	N	64-55	W
3/24	Kansas ¹⁰	7/2	N	68-55	W
3/31	Florida ¹⁰⁺	7/3	N	66-76	L

(Final Polls: USA Today/Coaches - 3; AP - 7)

2005-06

Overall: 32-7 Pacific-10: 14-4 (1st)

Championships Won: Pac-10, Pac-10 Tournament

Coach: Ben Howland

Date	Opponent	AP Rk	Site	Score	W/L
11/15	New Mexico State ⁶³	18/-	H	83-70	W
11/17	Temple ⁶³	18/-	H	54-47	W
11/19	Delaware State	18/-	H	56-37	W
11/23	Memphis ⁶⁴	16/11	N	80-88	L
11/25	Drexel ⁶⁴	16/-	N	57-56	W
11/29	Albany	16/-	H	73-65	W
12/4	Coppin State	16/-	H	69-57	W
12/10	Nevada ⁵⁶	16/17	N	67-56	W
12/17	Michigan	14/-	A	68-61	W
12/21	Wagner	12/-	H	74-72	W
12/23	Sacramento State	12/-	H	86-56	W
12/29	Stanford ¹	11/-	H	71-54	W
12/31	California ¹	11/-	H	61-68	L
1/5	Arizona ¹	17/21	A	85-79	W
1/7	Arizona State ¹	17/-	A	61-60	W
1/12	Washington State ¹	11/-	H	63-61	W
1/14	Washington ¹	11/13	H	65-69	L
1/18	USC ¹	18/-	H	66-45	W
1/21	West Virginia	18/12	H	56-60	L
1/26	Oregon ¹	17/-	A	56-49	W
1/28	Oregon State ¹	17/-	A	63-54	W
2/2	Arizona State ¹	14/-	H	69-60	W
2/4	Arizona ¹	14/-	H	84-73	W
2/9	Washington State ¹	13/-	A	50-30	W
2/11	Washington ¹	13/21	A	67-70	L
2/19	USC ¹	15/-	A	68-71	L
2/23	Oregon State ¹	19/-	H	78-60	W
2/26	Oregon ¹	19/-	H	70-53	W
3/2	California ¹	15/-	A	67-58 ot	W
3/4	Stanford ¹	15/-	A	75-54	W
3/9	Oregon State ⁵	13/-	N	79-47	W
3/10	Arizona ⁵	13/-	N	71-59	W
3/11	California ⁵	13/-	N	71-52	W
3/16	Belmont ¹⁰	7/-	N	78-44	W
3/18	Alabama ¹⁰	7/-	N	62-59	W
3/23	Gonzaga ¹⁰	7/5	N	73-71	W
3/25	Memphis ¹⁰	7/4	N	50-45	W
4/1	LSU ¹⁰⁺	7/19	N	59-45	W
4/3	Florida ¹⁰⁺	7/10	N	57-73	L

(Final Polls: USA Today/Coaches - 2; AP - 7)

2004-05

Overall: 18-11 Pacific-10: 11-7 (T-3rd)

Coach: Ben Howland

Date	Opponent	AP Rk	Site	Score	W/L
11/20	Chicago State		H	64-53	W
11/23	Western Illinois		H	75-60	W
11/27	UC Irvine		H	76-65	W
11/30	Long Beach State		H	75-62	W
12/5	Boston College ⁵⁶		N	64-74	L
12/11	Pepperdine		H	85-83	W
12/18	Michigan		H	81-79	W
12/21	Michigan State	-/23	A	64-76	L
12/31	Oregon State ¹		A	80-85	L
1/2	Oregon ¹		A	70-62	W
1/6	Washington State ¹		H	80-77 2ot	W
1/8	Washington ¹	-/12	H	95-86	W
1/13	Arizona State ¹		A	86-82	W
1/15	Arizona				

YEAR-BY-YEAR RESULTS

2/3	Washington State ¹	A	58-56	ot	W
2/5	Washington ¹	-/13	A	70-82	L
2/10	Arizona State ¹	H	95-76	W	
2/12	Arizona ¹	-/12	H	73-83	L
2/17	California ¹	A	77-62	W	
2/20	Stanford ¹	A	65-78	L	
2/24	USC ¹	H	90-69	W	
2/27	Notre Dame	A	75-65	W	
3/3	Oregon State ¹	H	69-61	W	
3/5	Oregon ¹	H	73-61	W	
3/10	Oregon State ⁵	N	72-79	L	
3/17	Texas Tech ¹⁰	-/24	N	66-78	L

(Final Polls: USA Today/NABC - NR; AP - NR)

2003-04

Overall: 11-17 Pacific-10: 7-11 (T-7th)

Coach: Ben Howland

Date	Opponent	AP Rk	Site	Score	W/L
11/29	Vermont		H	68-67	W
12/3	UC Riverside		H	84-70	W
12/6	Kentucky ⁵⁶	-/9	N	50-52	L
12/13	Loyola Marymount		H	69-66	ot W
12/17	UC Santa Barbara		H	60-61	L
12/20	Michigan State		H	64-58	W
12/27	Michigan		A	66-70	L
1/2	Oregon State ¹		H	77-66	W
1/4	Oregon ¹		H	81-74	W
1/8	Washington State ^{1,38}		A	48-45	W
1/10	Washington ¹		A	86-84	ot W
1/15	Arizona State ¹		H	66-58	W
1/17	Arizona ¹	-/7	H	72-97	L
1/22	Stanford ¹	-/2	A	52-67	L
1/24	California ¹		A	62-76	L
1/28	USC ¹		H	69-76	L
1/31	St. John's		A	55-71	L
2/5	Washington State ¹		H	48-55	L
2/7	Washington ¹		H	80-75	W
2/12	Arizona State ¹		A	62-74	ot L
2/14	Arizona ¹	-/16	A	83-107	L
2/19	California ¹		H	66-49	W
2/21	Stanford ¹	-/1	H	60-73	L
2/25	USC ¹		A	77-78	ot L
2/28	Notre Dame		H	60-75	L
3/4	Oregon State ¹		A	56-65	L
3/6	Oregon ¹		A	59-60	L
3/11	Washington ⁵		N	83-91	L

(Final Polls: USA Today/NABC - NR; AP - NR)

2002-03

Overall: 10-19 Pacific-10: 6-12 (T-6th)

Coach: Steve Lavin

Date	Opponent	AP Rk	Site	Score	W/L
11/26	San Diego	14/-	H	81-86	ot L
11/30	Duke ⁶²	14/4	N	73-84	L
12/8	Long Beach State		H	81-58	W
12/14	Portland		H	105-67	W
12/17	Northern Arizona		H	63-67	L
12/21	Kansas	-/19	A	70-87	L
12/28	Michigan		H	76-81	L
1/2	Washington ¹		A	77-67	W
1/4	Washington State ¹		A	98-83	W
1/8	USC ¹		H	75-80	L
1/11	St. John's		H	65-80	L
1/16	Arizona State ¹		H	64-75	L
1/18	Arizona ¹	-/2	H	52-87	L
1/23	Stanford ¹		A	51-52	L
1/25	California ¹	-/25	A	69-80	L
1/30	Oregon ¹	-/22	H	91-96	ot L
2/1	Oregon State ¹		H	79-83	L
2/5	USC ¹		A	85-86	L
2/8	Georgetown		A	71-70	W
2/13	Arizona ¹	-/1	A	70-106	L
2/15	Arizona State ¹		A	69-85	L
2/20	California ¹	-/18	H	76-75	ot W
2/22	Stanford ¹	-/21	H	84-93	L
2/27	Oregon State ¹		A	69-66	W
3/1	Oregon ¹		A	48-79	L
3/6	Washington State ¹		H	86-71	W
3/8	Washington ¹		H	83-72	W

3/13	Arizona ⁵	-/1	N	96-89	ot W
3/14	Oregon ⁵		N	74-75	L

(Final Polls: USA Today/NABC - NR; AP - NR)

2001-02

Overall: 21-12 Pacific-10: 11-7 (6th)

Coach: Steve Lavin

Date	Opponent	AP Rk	Site	Score	W/L
11/19	Houston ⁶¹	3/-	N	71-60	W
11/20	Ball State ⁶¹	3/-	N	73-91	L
11/21	South Carolina ⁶¹	3/-	N	89-77	W
11/28	Pepperdine	10/-	H	78-85	L
12/5	UC Riverside	20/-	H	65-50	W
12/8	Alabama ⁵⁶	20/16	N	79-57	W
12/15	UC Irvine	17/-	H	75-74	W
12/20	Washington ¹	19/-	A	85-79	W
12/22	Washington State ¹	19/-	A	79-74	W
12/27	Columbia	15/-	H	64-55	W
12/29	Georgetown	15/20	H	98-91	W
1/4	Washington ¹	14/-	H	74-62	W
1/6	Washington State ¹	14/-	H	81-69	W
1/10	USC ^{1,42}	11/-	A	77-81	L
1/12	Kansas	11/1	H	87-77	W
1/17	Arizona State ¹	9/-	A	82-79	W
1/19	Arizona ¹	9/15	A	86-96	L
1/24	Stanford ¹	13/17	H	76-86	L
1/26	California ¹	13/-	H	64-57	W
1/31	Oregon ¹	13/-	A	62-91	L
2/2	Oregon State ¹	13/-	A	70-48	W
2/6	USC ¹	15/25	H	67-65	W
2/9	Villanova	15/-	A	57-58	L
2/14	Arizona ¹	20/9	H	77-76	W
2/16	Arizona State ¹	20/-	H	68-69	L
2/21	California ¹	25/-	A	51-69	L
2/23	Stanford ¹	25/10	A	95-92	W
2/28	Oregon State ¹		H	65-57	W
3/2	Oregon ¹	-/13	H	62-65	L
3/7	California ⁵	-/25	N	61-67	L
3/15	Mississippi ¹⁰		N	80-58	W
3/17	Cincinnati ¹⁰	-/5	N	105-101	2ot W
3/21	Missouri ¹⁰		N	73-82	L

(Final Polls: USA Today/NABC - 20; AP - NR)

2000-01

Overall: 23-9 Pacific-10: 14-4 (3rd)

Coach: Steve Lavin

Date	Opponent	AP Rk	Site	Score	W/L
11/9	Kansas ⁶⁰	17/7	N	98-99	L
11/10	Kentucky ⁶⁰	17/12	N	97-92	ot W
11/21	Cal State Northridge	15/-	H	74-78	L
11/29	UC Santa Barbara		H	83-77	W
12/2	Georgia Tech ⁵⁶		N	67-72	L
12/9	Hawai'i		H	84-64	W
12/16	UC Irvine		H	65-60	W
12/23	North Carolina	-/15	H	70-80	L
12/30	Purdue		A	87-82	W
1/4	Washington ¹		H	86-64	W
1/6	Washington State ¹		H	75-57	W
1/11	USC ¹	-/19	H	80-75	W
1/13	Villanova		H	93-65	W
1/18	Arizona State ¹		A	91-83	W
1/20	Arizona ¹	-/17	A	63-88	L
1/25	Oregon State ¹		H	67-40	W
1/27	Oregon ¹		H	98-88	W
2/1	California ¹		A	63-92	L
2/3	Stanford ¹	-/1	A	79-73	W
2/8	USC ¹	-/22	A	85-76	W
2/10	DePaul		A	94-88	W
2/15	Arizona ¹	24/8	H	79-77	ot W
2/17	Arizona State ¹	24/-	H	73-68	W
2/22	Oregon ¹	15/-	A	88-73	W
2/24	Oregon State ¹	15/-	A	68-65	ot W
3/1	California ¹	12/-	H	79-75	W
3/3	Stanford ¹	12/1	H	79-85	L
3/8	Washington State ¹	13/-	A	86-76	W
3/10	Washington ¹	13/-	A	94-96	L
3/15	Hofstra ¹⁰	15/-	N	61-48	W
3/17	Utah State ¹⁰	15/-	N	75-50	W
3/22	Duke ¹⁰	15/1	N	63-76	L

(Final Polls: USA Today/NABC - 12; AP - 15)

1999-2000

Overall: 21-12 Pacific-10: 10-8 (T-4th)

Coach: Steve Lavin

Date	Opponent	AP Rk	Site	Score	W/L
11/23	Fairfield	13/-	H	76-57	W
11/27	Iona	13/-	H	105-73	W
12/1	Morgan State	12/-	H	100-39	W
12/11	Gonzaga	11/24	H	43-59	L
12/18	DePaul	18/19	H	76-58	W
12/21	Maine ⁵⁹	18/-	N	83-62	W
12/22	Colorado State ⁵⁹	18/-	N	54-55	L
12/23	South Florida ⁵⁹	18/-	N	103-98	ot W
12/28	Pepperdine	23/-	H	68-66	W
12/30	Purdue	23/-	H	55-53	W
1/6	Washington ^{1,41}	24/-	A	62-63	L
1/8	Washington State ¹	24/-	A	86-64	W
1/12	USC ¹		A	79-91	L
1/15	North Carolina		A	71-68	W
1/20	Arizona ¹	25/2	H	61-76	L
1/22	Arizona State ¹	25/-	H	83-77	W
1/27	Oregon State ¹		A	85-74	W
1/29	Oregon ¹		A	58-73	L
2/3	Stanford ¹	-/2	H	63-78	L
2/5	California ¹		H	70-73	L
2/9	USC ¹		H	83-78	W
2/13	Syracuse	-/4	A	67-71	L
2/17	Arizona State ¹		A	75-104	L
2/19	Arizona ¹	-/4	A	84-99	L
2/24	Oregon ¹		H	75-69	W
2/26	Oregon State ¹		H	69-59	W
3/2	California ¹		A	83-62	W
3/4	Stanford ¹	-/1	A	94-93	ot W
3/9	Washington State ¹		H	65-58	W
3/11	Washington ¹		H	90-64	W
3/16	Ball State ¹⁰		N	65-57	W
3/18	Maryland ¹⁰	-/17	N	105-70	W
3/23	Iowa State ¹⁰	-/6	N	56-80	L

(Final Polls: USA Today/NABC - 23; AP - NR)

1998-99

Overall: 22-9 Pacific-10: 12-6 (3rd)

Coach: Steve Lavin

Date	Opponent	AP Rk	Site	Score	W/L
11/19	Santa Clara	11/-	H	89-76	W
11/26	San Francisco ⁵⁸	10/-	N	69-62	W
11/27	Maryland ⁵⁸	10/5	N	54-70	L
11/28	Kentucky ⁵⁸	10/4	N	62-66	L
12/2	Delaware State	18/-	H	109-67	W
12/5	Oklahoma State ⁵⁶	18/11	N	69-66	W
12/12	UNLV	15/-	H	72-67	W
12/19	Cal State Northridge	12/-	H	114-97	W
12/23	American	12/-	H	66-56	W
12/29	Loyola Marymount	10/-	H	92-67	W
1/2	Arizona ¹	10/6	H	82-75	W
1/4	Arizona State ¹	10/-	H	88-85	ot W
1/7	Oregon State ¹	8/-	A	63-65	L
1/9	Oregon ¹	8/-	A	65-63	W
1/14	California ¹	10/-	H	72-61	W
1/16	Stanford ¹	10/4	H	59-72	L
1/20	USC ¹	13/-	A	98-80	W
1/23	Louisville	13/24	A	82-70	W
1/28	Washington State ¹	11/-	A	69-66	W
1/31	Washington ¹	11/-	A	83-93	L
2/4	Oregon ¹	13/-	H	79-77	W
2/7	Oregon State ¹	13/-	H	85-67	W
2/11	Stanford ¹	9/6	A	73-77	L
2/13	California ^{1,36}	9/-	A	67-85	L
2/17	USC ¹	16/-	H	68-63	W
2/21	Syracuse	16/21	H	93-69	W
2/25	Washington State ¹	15/-	H	100-61	W
2/27	Washington ¹	15/-	H	79-62	W
3/4	Arizona State ¹	12/-	A	68-65	W
3/6	Arizona ¹	12/13	A	70-87	L
3/11	Detroit ¹⁰	15/-	N	53-56	L

(Final Polls: USA Today/NABC - 21; AP - 15)

1997-98

Overall: 24-9 Pacific-10: 12-6 (3rd)

Coach: Steve Lavin

YEAR-BY-YEAR RESULTS

Date	Opponent	AP Rk	Site	Score	W/L
11/27	North Carolina ⁵²	7/4	N	68-109	L
11/28	Alaska Anchorage ⁵²	7/-	A	92-68	W
11/29	UAB ⁵²	7/-	N	86-72	W
12/6	New Mexico ⁵⁶	15/8	N	69-58	W
12/13	Cal State Fullerton	12/-	H	120-91	W
12/18	Northern Arizona	11/-	H	90-68	W
12/20	Saint Louis	11/-	H	73-67	W
12/22	Boise State	11/-	H	81-75	W
12/27	UNLV	9/-	A	65-57	W
12/30	Illinois	9/-	H	74-69	W
1/3	Arizona ¹	9/8	A	75-87	L
1/5	Arizona State ¹	9/-	A	78-73	W
1/8	Oregon State ¹	10/-	H	90-72	W
1/10	Oregon ¹	10/-	H	68-66	W
1/15	California ^{1,36}	8/-	A	74-73	W
1/17	Stanford ¹	8/7	A	80-93	L
1/21	USC ¹	9/-	H	101-84	W
1/25	Louisville	9/-	H	88-82	W
1/29	Washington State ¹	8/-	H	88-68	W
1/31	Washington ¹	8/-	H	105-94	W
2/5	Oregon ¹	6/-	A	81-97	L
2/7	Oregon State ¹	6/-	A	84-75	W
2/12	Stanford ¹	9/14	H	81-84	L
2/14	California ¹	9/-	H	87-84	W
2/18	USC ¹	12/-	A	82-75	W
2/22	Duke	12/2	A	84-120	L
2/26	Washington State ¹	18/-	A	78-75	W
3/1	Washington ¹	18/-	A	94-95	L
3/5	Arizona State ¹	19/-	H	102-94	W
3/7	Arizona ¹	19/2	H	87-91	L
3/13	Miami (Florida) ¹⁰	19/-	N	65-62	W
3/15	Michigan ¹⁰	19/12	N	85-82	W
3/20	Kentucky ¹⁰	19/5	N	68-94	L

(Final Polls: USA Today/NABC - 12; AP - 19)

1996-97

Overall: 24-8 Pacific-10: 15-3 (1st)

Championships Won: Pacific-10

Coach: Steve Lavin

Date	Opponent	AP Rk	Site	Score	W/L
11/20	Tulsa	5/-	H	76-77	ot L
12/3	Cal State Northridge	17/-	H	95-73	W
12/7	Kansas	17/1	H	83-96	L
12/14	Ohio	23/-	H	72-61	W
12/17	Jackson State	24/-	H	93-67	W
12/21	Illinois ³⁹	24/-	A	63-79	L
12/23	Saint Louis	24/-	A	64-57	W
12/28	Morgan State		H	87-72	W
1/2	Washington State ¹		H	84-56	W
1/4	Washington ¹		H	79-70	W
1/9	Stanford ¹	-/21	A	61-109	L
1/11	California ^{1,40}		A	64-56	W
1/16	Arizona State ¹		H	79-62	W
1/18	Arizona ¹	-/6	H	84-78	ot W
1/23	USC ¹		A	96-87	W
1/25	Louisville	-/6	A	71-74	L
1/30	Oregon ¹		A	85-87	ot L
2/1	Oregon State ¹		A	74-68	W
2/6	California ¹		H	68-71	L
2/8	Stanford ¹	-/18	H	87-68	W
2/13	Arizona ¹	24/11	A	66-64	W
2/15	Arizona State ¹	24/-	A	92-81	W
2/19	USC ¹	17/-	H	82-60	W
2/23	Duke	17/6	H	73-69	W
2/27	Oregon State ¹	10/-	H	81-69	W
3/1	Oregon ¹	10/-	H	74-67	W
3/6	Washington ¹	9/-	A	87-85	W
3/8	Washington State ¹	9/-	A	87-86	W
3/13	Charleston Southern ¹⁰	7/-	N	109-75	W
3/15	Xavier ¹⁰	7/13	N	96-83	W
3/20	Iowa State ¹⁰	7/18	N	74-73	ot W
3/22	Minnesota ¹⁰	7/3	N	72-80	L

(Final Polls: USA Today/NABC - 7; AP - 7)

1995-96

Overall: 23-8 Pacific-10: 16-2 (1st)

Championships Won: Pacific-10

Coach: Jim Harrick

Date	Opponent	AP Rk	Site	Score	W/L
11/20	Santa Clara ⁵⁷	4/-	N	69-78	L
11/21	Wisconsin ⁵⁷	4/-	N	68-57	W
11/22	Vanderbilt ⁵⁷	4/-	N	71-75	L
11/28	Cal State Fullerton	23/-	H	79-63	W
12/2	Kansas	23/2	A	70-85	L
12/9	Maryland ⁵⁶	-/20	N	73-63	W
12/18	Stephen F. Austin		H	109-88	W
12/20	Notre Dame		A	83-58	W
12/23	UNLV		A	89-82	W
12/30	San Francisco	23/-	H	92-58	W
1/4	Washington St. ^{1,38}	20/-	A	78-73	ot W
1/6	Washington ¹	20/-	A	78-70	W
1/11	Stanford ¹	17/24	H	64-56	W
1/13	California ¹	17/-	H	93-73	W
1/18	Arizona State ¹	13/-	A	87-73	W
1/20	Arizona ¹	13/18	A	79-88	L
1/24	USC ¹	15/-	H	99-72	W
1/27	Louisville	15/-	H	76-78	L
2/1	Oregon ¹	19/-	H	85-78	W
2/3	Oregon State ¹	19/-	H	69-60	W
2/8	California ^{1,36}	17/-	A	73-65	W
2/10	Stanford ¹	17/25	A	66-67	L
2/15	Arizona ¹	18/13	H	76-75	W
2/17	Arizona State ¹	18/-	H	87-70	W
2/22	USC ¹	16/-	A	61-59	W
2/25	Duke	16/-	A	66-85	L
2/29	Oregon State ¹	17/-	A	68-66	W
3/2	Oregon ¹	17/-	A	77-71	W
3/7	Washington ¹	17/-	H	91-88	ot W
3/9	Washington State ¹	17/-	H	82-71	W
3/14	Princeton ¹⁰	14/-	N	41-43	L

(Final Polls: USA Today/NABC - 19; AP - 14)

1994-95

Overall: 32-1 Pacific-10: 17-1 (1st)

Championships Won: NCAA, Pacific-10

Coach: Jim Harrick

Date	Opponent	AP Rk	Site	Score	W/L
11/26	Cal State Northridge	6/-	H	83-60	W
12/5	Kentucky ⁵⁶	2/7	N	82-81	W
12/10	Cal State Fullerton	2/-	H	99-65	W
12/17	LSU	2/-	A	92-72	W
12/22	George Mason	2/-	H	137-100	W
12/28	North Carolina State	2/-	H	88-80	W
1/5	Oregon ¹	2/-	A	72-82	L
1/9	Oregon State ¹	6/-	A	87-78	W
1/12	Washington ¹	6/-	H	75-57	W
1/14	Washington State ¹	6/-	H	91-78	W
1/19	Arizona ¹	4/11	A	71-61	W
1/21	Arizona State ¹	4/13	A	85-72	W
1/26	Stanford ¹	4/17	H	77-74	W
1/28	California ¹	4/-	H	93-100	W*
2/2	USC ¹	7/-	A	73-69	W
2/5	Notre Dame	7/-	H	92-55	W
2/9	Washington ¹	6/-	A	74-66	W
2/11	Washington State ¹	6/-	A	98-83	W
2/16	Arizona State ¹	6/13	H	82-77	ot W
2/19	Arizona ¹	6/12	H	72-70	W
2/22	Stanford ¹	2/19	A	88-77	W
2/23	California ¹	2/-	A	104-88	W
2/26	Duke	2/-	H	100-77	W
3/1	USC ¹	1/-	H	85-66	W
3/5	Louisville	1/-	A	91-73	W
3/9	Oregon State ¹	1/-	H	86-67	W
3/11	Oregon ¹	1/25	H	94-78	W
3/17	Florida International ¹⁰	1/-	N	92-56	W
3/19	Missouri ¹⁰	1/23	N	75-74	W
3/23	Mississippi State ¹⁰	1/18	N	86-67	W
3/25	Connecticut ¹⁰	1/8	N	102-96	W
4/1	Oklahoma State ¹⁰⁺	1/14	N	74-61	W
4/3	Arkansas ¹⁰⁺	1/6	N	89-78	W

(Final Polls: USA Today/NABC - 1; AP - 1)

* - Game forfeited by California

1993-94

Overall: 21-7 Pacific-10: 13-5 (T-2nd)

Coach: Jim Harrick

Date	Opponent	AP Rk	Site	Score	W/L
11/27	Loyola Marymount	14/-	H	115-77	W
12/4	UNLV	10/-	H	108-83	W
12/8	Tennessee State	9/-	H	80-66	W
12/11	Long Beach State	9/-	H	93-51	W
12/18	LSU	9/25	H	100-80	W
12/20	Houston	9/-	A	93-72	W
12/28	North Carolina St. ³⁷	8/-	N	81-75	W
1/6	Oregon ¹	6/-	H	89-73	W
1/8	Oregon State ¹	6/-	H	104-71	W
1/13	Washington State ¹	5/-	A	81-79	W
1/15	Washington ¹	5/-	A	82-62	W
1/20	Arizona ¹	2/9	H	74-66	W
1/22	Arizona State ¹	2/-	H	98-81	W
1/27	Stanford ¹	1/-	A	69-65	W
1/30	California ^{1,36}	1/-	A	70-85	L
2/3	USC ¹	4/-	H	101-72	W
2/5	Notre Dame	4/-	A	63-79	L
2/10	Washington ¹	9/-	H	79-76	W
2/12	Washington State ¹	9/-	H	76-66	W
2/17	Arizona State ¹	8/-	A	76-70	W
2/19	Arizona ¹	8/15	A	74-98	L
2/24	California ¹	15/17	H	88-92	L
2/26	Stanford ¹	15/-	H	103-88	W
3/3	USC ¹	15/-	A	79-85	L
3/6	Louisville	15/10	H	75-72	W
3/10	Oregon State ¹	15/-	A	78-67	W
3/12	Oregon ¹	15/-	A	79-80	L
3/18	Tulsa ¹⁰	17/-	N	102-112	L

(Final Polls: USA Today/CNN - 22; AP - 17)

1992-93

Overall: 22-11 Pacific-10: 11-7 (T-3rd)

Coach: Jim Harrick

Date	Opponent	AP Rk	Site	Score	W/L
11/18	Saint Louis ⁵⁴	24/-	H	68-54	W
11/20	UTEP ⁵⁴	24/-	H	73-72	W
11/25	Seton Hall ⁵⁵	21/6	N	64-73	L
11/27	Florida State ⁵⁵	21/7	N	86-83	W
12/5	Santa Clara	16/-	H	69-60	W
12/12	San Diego	13/-	H	90-63	W
12/19	Georgia ³⁵	13/-	N	68-63	W
12/22	Cal State Northridge	12/-	H	80-73	W
12/28	Pittsburgh	11/-	A	79-91	L
12/30	Cal State Fullerton	11/-	H	90-82	W
1/2	Houston	11/-	H	87-78	W
1/7	Arizona ¹	15/20	H	80-82	L
1/9	Arizona State ¹	15/-	H	89-85	W
1/14	Oregon ¹	16/-	A	99-87	W
1/16	Oregon State ¹	16/-	A	73-79	L
1/21	Stanford ¹	23/-	H	84-76	W
1/24	California ¹	23/-	H	82-104	L
1/28	USC ¹		A	90-80	W
1/31	Notre Dame		H	68-65	W
2/4	Washington ¹		A	67-81	L
2/6	Washington State ¹		A	56-67	L
2/11	Oregon State ¹		H	76-75	W
2/14	Oregon ¹		H	97-90	W
2/18	Stanford ¹		A	72-64	W
2/20	California ^{1,36}		A	85-71	W
2/25	USC ¹		H	62-72	L
2/28	Duke	-/9	A	67-78	L
3/4	Washington State ¹		H	71-70	W
3/6	Washington ¹		H	93-64	W
3/11	Arizona State ¹		A	77-74	W
3/13	Arizona ¹	-/6	A	80-99	L
3/19	Iowa State ¹⁰		N	81-70	W
3/21	Michigan ¹⁰	-/3	N	84-86	ot L

(Final Polls: USA Today/NABC - NR; AP - NR)

1991-92

Overall: 28-5 Pacific-10: 16-2 (1st)

Championships Won: Pacific-10

Coach: Jim Harrick

Date	Opponent	AP Rk	Site	Score	W/L
11/15	Indiana ⁵³	11/2	N	87-72	W
11/30	Long Beach State	4/-	H	68-57	W
12/7	Pepper				

YEAR-BY-YEAR RESULTS

12/20	Loyola Marymount	3/-	H	106-80	W
12/23	Cal State Fullerton	2/-	H	86-80	W
12/28	Oral Roberts	2/-	H	113-62	W
1/4	Georgia	2/-	H	87-80	W
1/9	Arizona State ¹	2/-	A	83-62	W
1/11	Arizona ¹	2/6	A	89-87	W
1/16	Oregon ¹	2/-	H	99-71	W
1/18	Oregon State ¹	2/-	H	87-81	ot W
1/23	California ¹	2/-	A	86-66	W
1/25	Stanford ¹	2/24	A	83-77	W
1/29	USC ¹	2/25	H	82-86	L
2/2	Louisville	2/24	A	78-64	W
2/6	Washington ¹	4/-	H	74-61	W
2/8	Washington State ¹	4/-	H	82-61	W
2/13	Oregon State ¹	3/-	A	72-62	W
2/15	Oregon ¹	3/-	A	84-65	W
2/18	California ¹	2/-	H	82-76	W
2/20	Stanford ¹	2/-	H	96-70	W
2/22	Notre Dame	2/-	A	71-84	L
2/27	USC ¹	4/13	A	79-83	L
3/1	Duke	4/1	H	65-75	L
3/5	Washington State ¹	9/-	A	89-85	W
3/8	Washington ¹	9/-	A	80-79	W
3/12	Arizona ¹	8/2	H	89-81	W
3/14	Arizona State ¹	8/-	H	85-77	W
3/20	Robert Morris ¹⁰	4/-	N	73-53	W
3/22	Louisville ¹⁰	4/-	N	85-69	W
3/26	New Mexico State ¹⁰	4/-	N	85-78	W
3/28	Indiana ¹⁰	4/5	N	79-106	L

(Final Polls: UPI - 3; AP - 4)

1990-91

Overall: 23-9 Pacific-10: 11-7 (2nd)

Coach: Jim Harrick

Date	Opponent	AP Rk	Site	Score	W/L
11/23	UC Irvine ⁵²	11/-	N	134-101	W
11/24	Alaska Anchorage ⁵²	11/-	A	80-67	W
11/26	Virginia ⁵²	11/18	N	89-74	W
12/2	Loyola Marymount	12/-	H	149-98	W
12/5	Saint Mary's	8/-	H	123-93	W
12/8	Notre Dame	8/-	H	99-91	W
12/15	DePaul	6/-	A	92-90	W
12/19	Pepperdine	5/-	H	108-85	W
12/22	Iowa	5/-	A	71-88	L
12/27	Fresno State	10/-	H	110-89	W
12/29	San Diego State	10/-	H	94-74	W
1/2	USC ¹	10/-	H	98-81	W
1/5	Louisville	10/-	H	88-81	W
1/10	Arizona State ¹	7/-	A	82-68	W
1/12	Arizona ¹	7/6	A	77-82	L
1/16	Stanford ¹	7/-	H	82-89	L
1/20	California ¹	7/-	H	98-81	W
1/24	Oregon State ¹	11/-	A	96-97	2ot L
1/26	Oregon ¹	11/-	A	90-83	W
1/30	USC ¹	12/-	A	74-76	L
2/2	Pittsburgh	12/19	H	112-85	W
2/7	Arizona State ¹	14/-	H	64-44	W
2/10	Arizona ¹	14/5	H	94-105	ot L
2/14	California ¹	15/-	A	79-82	L
2/16	Stanford ¹	15/-	A	89-86	W
2/21	Oregon ¹	17/-	H	100-83	W
2/23	Oregon State ¹	17/-	H	87-56	W
2/28	Washington State ¹	16/-	A	99-91	W
3/3	Washington ¹	16/-	A	68-86	L
3/7	Washington State ¹	17/-	H	86-64	W
3/10	Washington ¹	17/-	H	73-60	W
3/18	Penn State ¹⁰	16/-	N	69-74	L

(Final Polls: UPI - 14; AP - 16)

1989-90

Overall: 22-11 Pacific-10: 11-7 (4th)

Coach: Jim Harrick

Date	Opponent	AP Rk	Site	Score	W/L
11/25	Santa Clara	13/-	H	66-62	W
11/30	Washington ¹	15/-	A	58-56	W
12/2	Washington State ¹	15/-	A	68-64	W
12/9	San Diego	13/-	H	83-74	W
12/17	Notre Dame	13/-	A	84-86	L
12/19	American	18/-	H	89-74	W

12/23	Cal State Fullerton	18/-	H	87-75	W
12/27	Fresno State	16/-	A	74-65	W
12/29	East Tennessee State	16/-	H	115-66	W
1/3	USC ¹	15/-	H	89-72	W
1/7	Louisville	15/8	A	80-97	L
1/11	Arizona State ¹	19/-	H	62-53	W
1/13	Arizona ¹	19/18	H	73-67	W
1/18	Stanford ¹	16/-	A	79-87	L
1/21	California ¹	16/-	A	106-97	W
1/25	Oregon ¹	23/-	H	79-62	W
1/27	Oregon State ¹	23/-	H	94-80	W
2/1	USC ¹	16/-	A	75-76	L
2/3	DePaul	16/-	H	87-77	W
2/8	Arizona State ¹	19/-	A	80-72	W
2/10	Arizona ¹	19/-	A	74-83	L
2/15	California ¹	23/-	H	71-79	L
2/18	Stanford ¹	23/-	H	69-70	L
2/22	Oregon ¹		A	99-105	L
2/24	Oregon State ¹	-17	A	74-83	L
3/1	Washington State ¹		H	96-89	W
3/4	Washington ¹		H	74-61	W
3/9	Oregon ⁶		N	94-76	W
3/10	Arizona State ⁶		A	79-78	W
3/11	Arizona ⁶	-15	N	78-94	L
3/16	UAB ¹⁰		N	68-56	W
3/18	Kansas ¹⁰	-5	N	71-70	L
3/22	Duke ¹⁰	-15	N	81-90	L

(Final Polls: UPI - NR; AP - NR)

1988-89

Overall: 21-10 Pacific-10: 13-5 (T-3rd)

Coach: Jim Harrick

Date	Opponent	AP Rk	Site	Score	W/L
11/26	Texas Tech		H	84-62	W
12/1	Miami (Florida)		A	91-66	W
12/3	BYU		A	97-87	W
12/7	Boston University		H	85-74	W
12/17	North Carolina	-8	A	78-104	L
12/21	California	20/-	H	76-59	W
12/23	Stanford	20/-	H	74-70	W
12/28	UC Irvine		A	90-91	L
12/30	North Texas		H	99-84	W
1/5	Oregon ¹		A	97-66	W
1/8	Oregon State ¹		A	69-82	L
1/12	USC ¹		A	67-66	W
1/14	Notre Dame		H	79-82	L
1/19	Arizona State ¹		H	94-84	W
1/21	Stanford ¹	-20	A	75-84	L
1/26	Washington State ¹		A	64-63	W
1/28	Washington ¹		A	93-74	W
2/2	Oregon ¹		H	80-74	W
2/5	Oregon State ¹		H	92-75	W
2/8	USC ¹		H	68-65	W
2/12	Louisville	-4	H	77-75	W
2/16	Arizona State ¹		A	86-93	L
2/18	Arizona ¹	-2	A	64-102	L
2/23	Washington ¹		H	101-78	W
2/26	Washington State ¹		H	56-55	W
3/2	California ¹		A	81-73	W
3/4	Arizona ¹	-1	H	86-89	L
3/10	Washington ⁷		N	64-54	W
3/11	Stanford ⁷	-12	N	86-95	L
3/17	Iowa State ¹⁰		N	84-74	W
3/19	North Carolina ¹⁰	-5	N	81-88	L

(Final Polls: UPI - NR; AP - NR)

1987-88

Overall: 16-14 Pacific-10: 12-6 (T-2nd)

Coach: Walt Hazzard

Date	Opponent	AP Rk	Site	Score	W/L
11/20	Oral Roberts ⁵⁰		H	119-79	W
11/23	New Mexico ⁵¹		A	66-77	L
12/3	Temple	-12	H	76-81	L
12/5	BYU		H	80-87	L
12/12	St. John's		H	64-72	L
12/14	Pennsylvania		H	98-49	W
12/17	UC Irvine		H	116-100	W
12/21	California ¹		A	70-83	L
12/23	Stanford ¹		A	110-116	2ot L

12/28	Cal State Fullerton		H	74-65	W
1/2	North Carolina	-4	H	73-80	L
1/7	Oregon State ¹		H	64-65	L
1/10	Oregon ¹		H	65-60	W
1/14	USC ¹		H	81-65	W
1/16	Louisville		A	79-92	L
1/21	Arizona State ¹		A	94-81	W
1/24	Arizona ¹	-1	A	74-86	L
1/28	Washington State ¹		H	88-63	W
1/30	Washington ¹		H	78-71	W
2/4	Oregon ¹		A	76-71	W
2/7	Oregon State ¹		A	68-73	L
2/11	USC ¹		A	85-70	W
2/14	Notre Dame		A	66-73	L
2/18	Arizona State ¹		H	79-73	W
2/20	Arizona ¹	-3	H	76-78	ot L
2/25	Washington ¹		H	97-87	W
2/27	Washington State ¹		A	62-55	W
3/3	Stanford ¹		H	91-69	W
3/6	California ¹		H	74-66	W
3/11	Washington State ⁸		N	71-73	L

(Final Polls: UPI - NR; AP - NR)

1986-87

Overall: 25-7 Pacific-10: 14-4 (1st)

Championships Won: Pac-10, Pac-10 Tournament

Coach: Walt Hazzard

Date	Opponent	AP Rk	Site	Score	W/L
11/29	Santa Clara		H	76-62	W
12/1	North Carolina	-1	H	89-84	W
12/6	Pepperdine	11/-	H	95-63	W
12/13	St. John's	11/-	A	63-70	L
12/15	Temple	11/-	A	65-76	L
12/19	Washington State ¹	17/-	A	73-81	L
12/21	Washington ¹	17/-	A	80-90	L
12/27	Long Beach State		H	67-65	W
12/29	Cal State Fullerton		H	72-71	W
1/2	Stanford ¹		H	95-75	W
1/4	California ¹		H	86-81	W
1/8	Arizona State ¹		A	61-51	W
1/11	Arizona ¹		A	84-83	W
1/15	Oregon ¹		H	64-59	W
1/18	Oregon State ¹		H	69-67	ot W
1/24	Notre Dame		H	63-59	W
1/29	Washington ¹		H	87-95	L
2/1	Washington State ¹		H	61-60	W
2/5	Stanford ¹		A	93-62	W
2/7	California ¹		A	77-72	W
2/12	Arizona ¹		H	81-65	W
2/14	USC ¹		A	77-65	W
2/16	Arizona State ¹		H	64-67	L
2/19	Oregon State ¹		A	57-53	W
2/22	Oregon ¹		A	102-71	W
2/26	USC ¹		H	82-76	W
2/28	Louisville		H	99-86	W
3/6	Arizona State ⁹	18/-	H	99-83	W
3/7	California ⁹	18/-	H	75-68	W
3/8	Washington ⁹	18/-	H	76-64	W
3/12	Central Michigan ¹⁰	15/-	N	92-73	W
3/14	Wyoming ¹⁰	15/-	N	68-78	L

(Final Polls: UPI - 13; AP - 15)

1985-86

Overall: 15-14 Pacific-10: 9-9 (4th)

Coach: Walt Hazzard

Date	Opponent	AP Rk	Site	Score	W/L
11/24	North Carolina	-2	A	70-107	L
11/29	Saint Mary's		H	91-62	W
11/30	Temple		H	75-59	W
12/7	Long Beach State		H	84-64	W
12/14	St. John's	-14	H	65-69	L
12/20	Loyola Marymount		H	85-79	W
12/21	Miami (Florida)		H	109-64	W
1/2	Oregon ¹		H	71-65	W
1/4	Oregon State ¹		H	49-54	L
1/9	Washington ¹		A	65-90	L
1/11	Washington State ¹		A	81-80	2ot W
1/16	Arizona State ¹				

YEAR-BY-YEAR RESULTS

1/23	Stanford ¹	A	70-76	L	
1/25	California ¹	A	67-75	L	
1/29	USC ¹	H	66-56	W	
2/1	Louisville	-/18	A	72-91	L
2/6	Washington ¹	H	94-89	ot W	
2/9	Washington State ¹	H	88-81	W	
2/13	Arizona ¹	A	60-85	L	
2/15	Arizona State ¹	A	73-74	ot L	
2/20	California ¹	H	76-63	W	
2/22	USC ¹	A	64-79	L	
2/24	Stanford ¹	H	95-74	W	
3/1	DePaul	H	65-63	W	
3/3	Arizona ¹	H	76-88	L	
3/6	Oregon State ¹	A	74-63	W	
3/8	Oregon ¹	A	65-80	L	
3/13	UC Irvine ¹¹	H	74-80	L	

(Final Polls: UPI - NR; AP - NR)

1984-85

Overall: 21-12 Pacific-10: 12-6 (T-3rd)

Championships Won: NIT

Coach: Walt Hazzard

Date	Opponent	AP Rk	Site	Score	W/L
11/23	Idaho		H	87-58	W
11/24	Santa Clara		H	60-68	L
12/1	DePaul	-/2	A	61-80	L
12/8	Memphis		A	70-86	L
12/15	U.S. International		H	98-50	W
12/19	BYU		A	81-89	L
12/22	St. John's ²⁷	-/8	A	69-88	L
12/29	Oral Roberts		H	69-61	W
1/3	Oregon State ¹		A	49-59	L
1/5	Oregon ¹		H	67-59	2ot W
1/10	Washington State ¹		H	75-48	W
1/17	Arizona State ¹		A	64-61	W
1/19	Arizona ¹		A	52-53	L
1/21	Washington ¹		H	63-51	W
1/24	California ¹		H	80-69	W
1/26	Stanford ¹		H	100-71	W
2/1	USC ¹		A	77-78	2ot L
2/3	Notre Dame		H	52-53	L
2/7	Washington State ¹		A	58-66	ot L
2/9	Washington ¹		A	61-67	L
2/16	Arizona State ¹		H	69-65	W
2/18	Stanford ¹		A	72-66	W
2/21	California ¹		A	53-48	W
2/24	Louisville		H	75-65	W
2/28	USC ¹		H	78-80	4ot L
3/2	Arizona ¹	-/19	H	58-54	W
3/7	Oregon State ¹		H	59-51	W
3/9	Oregon ¹		A	72-69	W
3/13	Montana ¹¹		H	78-47	W
3/19	Nebraska ¹¹		H	82-63	W
3/23	Fresno State ¹¹		H	53-43	W
3/27	Louisville ¹²		N	75-66	W
3/29	Indiana ¹²⁺		N	65-62	W

(Final Polls: UPI - NR; AP - NR)

1983-84

Overall: 17-11 Pacific-10: 10-8 (4th)

Coach: Larry Farmer

Date	Opponent	AP Rk	Site	Score	W/L
11/25	Idaho State	9/-	H	85-58	W
11/26	Long Beach State	9/-	H	65-59	W
12/3	Notre Dame	9/-	A	51-47	W
12/10	New Mexico	7/-	H	60-65	L
12/17	Memphis	15/-	H	65-51	W
12/19	Howard	15/-	H	63-52	W
12/22	Saint Mary's	9/-	H	63-54	W
12/28	BYU	7/-	H	82-73	W
1/5	Arizona State ¹	6/-	H	79-57	W
1/7	Arizona ¹	6/-	A	61-58	W
1/10	Stanford ¹	6/-	H	71-66	W
1/14	Oregon ¹	6/-	A	51-62	L
1/19	California ¹	9/-	H	76-54	W
1/22	Louisville	9/-	A	78-86	L
1/26	USC ¹	15/-	H	75-69	ot W
1/28	DePaul	15/2	H	68-84	L
2/2	Washington State ¹	20/-	A	73-59	W

2/4	Washington ¹	20/-	A	81-89	3ot L
2/9	Oregon ¹		H	83-87	ot L
2/11	Oregon State ¹		H	63-72	L
2/16	California ¹		A	70-62	ot W
2/18	Stanford ¹		A	64-75	L
2/25	USC ¹		A	72-80	L
2/27	Arizona State ¹		A	67-76	L
3/1	Washington ¹	-/13	H	73-59	W
3/3	Washington State ¹		H	83-64	W
3/8	Arizona ¹		H	68-60	W
3/10	Oregon State ¹		A	65-70	L

(Final Polls: UPI - NR; AP - NR)

1982-83

Overall: 23-6 Pacific-10: 15-3 (1st)

Championships Won: Pacific-10

Coach: Larry Farmer

Date	Opponent	AP Rk	Site	Score	W/L
11/26	BYU	7/-	A	85-82	W
12/2	DePaul	6/-	A	73-70	ot W
12/4	Notre Dame	6/-	A	65-64	W
12/11	San Jose State	5/-	H	94-71	W
12/18	Iowa	4/7	H	75-66	W
12/20	LSU	4/-	H	82-68	W
12/23	Maryland	3/-	A	79-80	2ot L
12/28	Louisville	5/13	H	76-72	W
1/8	Arizona ¹	6/-	A	92-87	W
1/10	Arizona State ¹	6/-	A	87-86	W
1/13	Oregon ¹	5/-	H	97-69	W
1/15	Oregon State ¹	5/-	H	99-77	W
1/20	California ¹	1/-	A	68-63	W
1/22	Stanford ¹	1/-	A	101-87	W
1/28	Alabama	1/-	H	67-70	L
1/30	Notre Dame	1/-	H	59-53	W
2/3	Washington State ¹	7/-	H	89-87	ot W
2/5	Washington ¹	7/18	H	84-65	W
2/10	Oregon ¹	5/-	A	67-56	W
2/12	Oregon State ¹	5/-	A	65-69	L
2/17	Stanford ¹	10/-	H	99-86	W
2/19	California ¹	10/-	H	70-60	W
2/24	USC ¹	8/-	H	77-60	W
2/26	USC ¹	8/-	A	71-64	W
3/5	Washington ¹	6/-	A	90-66	W
3/7	Washington State ¹	6/-	A	68-70	L
3/10	Arizona ¹	4/-	H	111-58	W
3/12	Arizona State ¹	4/-	H	76-78	L
3/19	Utah ¹⁰	7/-	N	61-67	L

(Final Polls: UPI - 7; AP - 7)

1981-82

Overall: 21-6 Pacific-10: 14-4 (2nd)

Coach: Larry Farmer

Date	Opponent	AP Rk	Site	Score	W/L
11/27	BYU	2/-	H	75-79	L
11/28	Pepperdine	2/-	H	76-69	W
12/3	Rutgers ³³	8/-	A	54-57	L
12/5	Notre Dame	8/-	A	75-49	W
12/12	Boston University	17/-	H	77-43	W
12/19	DePaul	17/7	H	87-75	W
12/23	LSU ³⁴	15/-	A	83-76	W
12/29	Maryland	16/-	H	90-57	W
1/2	Washington State ¹	16/-	A	51-57	3ot L
1/4	Washington ¹	16/-	A	50-56	L
1/9	USC ¹	19/-	A	71-86	L
1/16	Arizona ¹		H	65-56	W
1/18	Arizona State ¹		H	75-59	W
1/22	Stanford ¹		A	42-34	W
1/23	California ¹		A	83-56	W
1/29	Oregon State ¹	-/8	H	74-68	W
1/30	Oregon ¹		H	84-61	W
2/5	USC ¹		H	69-66	W
2/7	Notre Dame		H	48-47	W
2/12	Arizona ¹		A	88-73	W
2/13	Arizona State ¹		A	72-60	W
2/19	California ¹		H	70-65	ot W
2/20	Stanford ¹		H	79-53	W
2/26	Oregon State ¹	20/4	A	58-72	L
2/27	Oregon ¹	20/-	A	88-66	W
3/5	Washington ¹	19/-	H	68-67	W

3/6	Washington State ¹	19/-	H	57-54	W
-----	-------------------------------	------	---	-------	---

(Final Polls: UPI - NR; AP - 19)

1980-81

Overall: 20-7 Pacific-10: 13-5 (3rd)

Coach: Larry Brown

Date	Opponent	AP Rk	Site	Score	W/L
11/28	VMI	6/-	H	99-61	W
11/29	Notre Dame	6/10	H	94-81	W
12/6	Saint Mary's	3/-	H	113-70	W
12/13	Pepperdine	3/-	H	81-63	W
12/15	Evansville	3/-	H	69-62	W
12/21	Temple ³²	3/-	N	73-49	W
12/27	DePaul	3/1	A	77-93	L
1/3	Washington ¹	7/-	H	96-74	W
1/5	Washington State ¹	7/-	H	87-61	W
1/10	USC ¹	7/-	H	66-68	L
1/16	Arizona State ¹	8/12	A	74-78	3ot L
1/17	Arizona ¹	8/-	A	79-76	W
1/23	Stanford ¹	12/-	H	85-58	W
1/24	California ¹	12/-	H	75-61	W
1/29	Oregon State ¹	10/1	A	67-81	L
1/31	Oregon ¹	10/-	A	75-69	W
2/6	USC ¹	12/-	A	76-62	W
2/8	Notre Dame	12/9	A	51-50	W
2/12	Arizona ¹	8/-	H	90-79	W
2/14	Arizona State ¹	8/5	H	64-61	W
2/19	California ¹	6/-	A	72-66	W
2/21	Stanford ¹	6/-	A	72-74	L
2/27	Oregon ¹	13/-	H	98-75	W
3/1	Oregon State ¹	13/1	H	76-82	L
3/5	Washington State ¹	13/-	A	59-50	W
3/7	Washington ¹	13/-	A	91-72	W
3/14	BYU ¹⁰	10/16	N	55-78	L

(Final Polls: UPI - 11; AP - 10)

1979-80

Overall: 22-10 Pacific-10: 12-6 (4th)

Coach: Larry Brown

Date	Opponent	AP Rk	Site	Score	W/L
11/30	Idaho State	8/-	H	82-40	W
12/1	Hofstra	8/-	H	90-71	W
12/8	Santa Clara	7/-	H	92-79	W
12/11	Notre Dame	7/4	A	74-77	L
12/15	DePaul	7/11	H	94-99	L
12/21	UC Santa Barbara	14/-	H	102-58	W
12/22	Colorado State	14/-	H	86-63	W
12/28	California ¹	16/-	H	73-59	W
12/29	Stanford ¹	16/-	H	92-60	W
1/3	Oregon State ¹	16/14	A	67-76	L
1/5	Oregon ¹	16/-	A	76-62	W
1/12	USC ¹	16/-	A	74-82	L
1/17	Arizona State ¹		H	76-78	L
1/19	Notre Dame	-/8	H	73-80	L
1/21	Arizona ¹		H	69-59	W
1/24	Washington ¹		A	76-59	W
1/26	Washington State ¹		A	64-80	L
1/31	Oregon State ¹	-/2	H	93-67	W
2/2	Oregon ¹		H	90-76	W
2/9	USC ¹		H	91-64	W
2/16	Arizona ¹		A	90-78	W
2/18	Arizona State ¹	-/18	A	80-92	L
2/21	Washington State ¹	-/20	H	80-66	W
2/23	Washington ¹		H	70-72	L
2/28	Stanford ¹		A	75-62	W
3/1	California ¹		A	83-58	W
3/7	Old Dominion ¹⁰		N	87-74	W
3/9	DePaul ¹⁰	-/1	N	77-71	W
3/13	Ohio State ¹⁰	-/10	N	72-68	W
3/15	Clemson ¹⁰		N	85-74	W
3/22	Purdue ¹⁰⁺	-/20	N	67-62	W
3/24	Louisville ¹⁰⁺	-/2	N	54-59	L

(Final Polls: UPI - NR; AP - NR)

1978-79

Overall: 25-5 Pacific-10: 15-3 (1st)

Championships Won: Pacific-10

Coach: Gary Cunningham

YEAR-BY-YEAR RESULTS

Date	Opponent	AP Rk	Site	Score	W/L
11/24	Boise State	2/-	H	79-59	W
11/25	DePaul	2/-	H	108-85	W
12/2	Santa Clara	2/-	H	87-73	W
12/9	Notre Dame	2/3	H	78-81	L
12/16	San Diego State	5/-	H	97-73	W
12/22	Fordham	3/-	H	95-64	W
12/23	Boston College	3/-	H	103-81	W
12/27	Stanford ¹	3/-	A	72-75	L
12/28	California ¹	3/-	A	95-67	W
1/4	Oregon State ¹	6/-	H	65-63	W
1/6	Rutgers	6/-	H	78-57	W
1/8	Oregon ¹	6/-	H	74-71	W
1/13	USC ¹	6/-	A	89-86	W
1/18	Arizona ¹	3/-	A	69-70	L
1/20	Arizona State ¹	3/-	A	95-79	W
1/25	Washington State ¹	6/-	H	89-71	W
1/27	Washington ¹	6/-	H	86-61	W
2/1	Oregon ¹	6/-	A	65-58	W
2/3	Oregon State ¹	6/-	A	69-56	W
2/9	USC ¹	4/-	H	102-94	ot W
2/11	Notre Dame	4/1	A	56-52	W
2/15	Arizona State ¹	2/-	H	85-83	W
2/17	Arizona ¹	2/-	H	110-86	W
2/22	Washington ¹	1/-	A	68-69	L
2/24	Washington State ¹	1/-	A	110-102	3ot W
3/1	California ¹	3/-	H	79-68	W
3/3	Stanford ¹	3/-	H	99-71	W
3/11	Pepperdine ¹⁰	2/-	H	76-71	W
3/15	San Francisco ¹⁰	2/12	N	99-81	W
3/17	DePaul ¹⁰	2/6	N	91-95	L

(Final Polls: UPI - 2; AP - 2)

1977-78

Overall: 25-3 Pacific-8: 14-0 (1st)

Championships Won: Pacific-8

Coach: Gary Cunningham

Date	Opponent	AP Rk	Site	Score	W/L
11/26	BYU	6/-	H	75-73	W
11/27	Seattle University	6/-	H	106-73	W
12/2	Colorado	6/-	H	104-70	W
12/3	Santa Clara	6/-	H	88-79	W
12/10	Notre Dame	5/3	H	66-69	L
12/16	Southern Illinois	8/-	H	90-75	W
12/17	UC Santa Barbara	8/-	H	71-55	W
12/22	San Jose State	7/-	H	109-69	W
12/23	New Mexico State	7/-	H	86-67	W
12/29	Arizona	8/-	H	85-63	W
1/6	Washington ²	7/-	A	79-60	W
1/8	Washington State ²	7/-	A	70-55	W
1/13	Oregon ²	7/-	H	90-72	W
1/14	Oregon State ²	7/-	H	77-60	W
1/22	Notre Dame	3/7	A	73-75	L
1/28	USC ²	6/-	H	83-71	W
2/2	Stanford ²	5/-	H	101-64	W
2/4	California ²	5/-	H	94-75	W
2/10	California ²	5/-	A	78-64	W
2/11	Stanford ²	5/-	A	79-63	W
2/17	Washington State ²	4/-	H	60-59	W
2/18	Washington ²	4/-	H	104-64	W
2/23	Oregon State ²	3/-	A	96-58	W
2/25	Oregon ²	3/-	A	83-57	W
3/3	USC ²	2/-	A	91-78	W
3/5	Michigan	2/-	H	96-70	W
3/11	Kansas ¹⁰	2/9	N	83-76	W
3/16	Arkansas ¹⁰	2/5	N	70-74	L

(Final Polls: UPI - 2; AP - 2)

1976-77

Overall: 24-5 Pacific-8: 11-3 (1st)

Championships Won: Pacific-8

Coach: Gene Bartow

Date	Opponent	AP Rk	Site	Score	W/L
11/26	San Diego State	4/-	H	74-64	W
11/27	DePaul	4/18	H	76-69	W
12/1	Jacksonville	3/-	H	99-68	W
12/11	Notre Dame	3/7	H	63-66	L
12/17	Rice	9/-	H	107-60	W
12/18	Tulsa	9/-	H	110-85	W

12/22	San Jose State	8/-	H	89-74	W
12/23	William and Mary	8/-	H	59-55	W
12/28	SMU	8/-	H	99-71	W
12/29	Utah State	8/-	H	88-68	W
1/2	Houston	8/-	H	96-83	W
1/7	Oregon ²	7/-	H	60-61	L
1/8	Oregon State ²	7/-	H	83-66	W
1/13	California ²	12/-	A	82-74	W
1/15	Stanford ²	12/-	A	100-86	W
1/23	Notre Dame	10/-	A	70-65	W
1/28	USC ²	8/-	H	77-59	W
1/30	Tennessee ³¹	8/7	N	103-89	W
2/3	Washington ²	2/-	H	75-65	W
2/5	Washington State ²	2/-	H	72-59	W
2/10	Washington State ²	2/-	A	65-62	W
2/12	Washington ²	2/-	A	73-78	L
2/17	Oregon State ²	3/-	A	89-76	W
2/19	Oregon ²	3/-	A	55-65	L
2/24	Stanford ²	5/-	H	114-83	W
2/26	California ²	5/-	H	91-69	W
3/5	USC ²	4/-	A	78-69	W
3/12	Louisville ¹⁰	2/14	N	87-79	W
3/17	Idaho State ¹⁰	2/-	N	75-76	L

(Final Polls: UPI - 4; AP - 2)

1975-76

Overall: 28-4 Pacific-8: 13-1 (1st)

Championships Won: Pacific-8, Bruin Classic

Coach: Gene Bartow

Date	Opponent	AP Rk	Site	Score	W/L
11/29	Indiana ²⁸	2/1	N	64-84	L
12/5	San Jose State	5/-	H	90-60	W
12/6	Southern Illinois	5/-	H	81-60	W
12/15	San Diego State	5/-	H	101-86	W
12/18	Missouri	6/-	H	83-71	W
12/20	Seattle University	6/-	H	106-72	W
12/23	Baylor	4/-	H	96-75	W
12/29	Santa Clara ⁴⁶	4/-	H	52-48	W
12/30	Purdue ⁴⁶	4/-	H	99-86	W
1/2	Denver	4/-	H	111-79	W
1/3	Notre Dame	4/5	H	86-70	W
1/8	Oregon ²	3/-	A	62-61	W
1/10	Oregon State ²	3/-	A	58-75	W*
1/16	Stanford ²	8/-	H	68-67	W
1/17	California ²	8/-	H	80-71	W
1/22	UC Santa Barbara	6/-	H	64-50	W
1/24	Notre Dame	6/15	A	85-95	L
1/31	USC ²	12/-	H	68-62	W
2/5	Washington ²	9/6	A	92-87	W
2/7	Washington State ²	9/-	A	91-71	W
2/12	Washington State ²	6/-	H	104-78	W
2/14	Washington ²	6/9	H	78-76	W
2/19	Oregon State ²	5/-	H	78-69	W
2/21	Oregon ²	5/-	H	45-65	L
2/27	California ²	9/-	A	113-93	W
2/28	Stanford ²	9/-	A	120-74	W
3/6	USC ²	7/-	A	87-73	W
3/13	San Diego State ¹⁰	6/-	N	74-64	W
3/18	Pepperdine ¹⁰	5/20	H	70-61	W
3/20	Arizona ¹⁰	5/15	H	82-66	W
3/27	Indiana ¹⁰⁺	5/1	N	51-65	L
3/29	Rutgers ¹⁰⁻	5/4	N	106-92	W

(Final Polls: UPI - 5; AP - 5)

1974-75

Overall: 28-3 Pacific-8: 12-2 (1st)

Championships Won: NCAA, Pacific-8, Maryland Invite

Coach: John Wooden

Date	Opponent	AP Rk	Site	Score	W/L
11/29	Wichita State	2/-	H	85-74	W
11/30	DePaul	2/-	H	79-64	W
12/6	Loyola-Chicago	2/-	H	84-67	W
12/7	Oklahoma State	2/-	H	82-51	W
12/20	Memphis	3/-	H	113-94	W
12/21	Notre Dame	3/12	H	85-72	W
12/27	St. Bonaventure ⁴⁹	3/-	N	78-62	W
12/28	Maryland ⁴⁹	3/5	A	81-75	W
1/3	Davidson	3/-	H	91-64	W
1/4	Oklahoma	3/-	H	111-66	W

1/9	Washington ²	2/-	H	92-82	W
1/11	Washington State ²	2/-	H	77-69	W
1/17	Stanford ²	2/-	A	60-64	L
1/18	California ²	2/-	A	102-72	W
1/23	UC Santa Barbara	4/-	H	104-76	W
1/25	Notre Dame	4/-	A	78-84	L
2/1	USC ²	4/6	H	89-84	W
2/7	Oregon State ²	2/-	A	67-60	W
2/8	Oregon ²	2/9	A	107-103	W
2/14	Oregon ²	2/13	H	96-66	W
2/15	Oregon State ²	2/17	H	74-62	W
2/20	Washington State ²	2/-	A	69-61	W
2/22	Washington ²	2/-	A	81-103	L
2/28	California ²	5/-	H	51-47	W
3/1	Stanford ²	5/-	H	93-59	W
3/8	USC ²	4/-	A	72-68	W
3/15	Michigan ¹⁰	2/-	N	103-91	ot W
3/20	Montana ¹⁰	2/-	N	67-64	W
3/22	Arizona State ¹⁰	2/7	N	89-75	W
3/29	Louisville ¹⁰⁺	1/4	N	75-74	ot W
3/31	Kentucky ¹⁰⁺	1/2	N	92-85	W

(Final Polls: UPI - 2; AP - 1)

1973-74

Overall: 26-4 Pacific-8: 12-2 (1st)

Championships Won: Pacific-8, Bruin Classic

Coach: John Wooden

Date	Opponent	AP Rk	Site	Score	W/L
11/30	Arkansas	1/-	H	101-79	W
12/1	Maryland	1/4	H	65-64	W
12/8	SMU	1/-	H	77-60	W
12/15	North Carolina State ²⁸	1/2	N	84-66	W
12/21	Ohio	1/-	H	110-63	W
12/22	St. Bonaventure	1/-	H	111-59	W
12/28	Wyoming ⁴⁶	1/-	H	86-58	W
12/29	Michigan ⁴⁶	1/-	H	90-70	W
1/5	Washington ²	1/-	A	100-48	W
1/7	Washington State ²	1/-	A	55-45	W
1/11	California ²	1/-	H	92-56	W
1/12	Stanford ²	1/-	H	66-52	W
1/17	Iowa ²⁹	1/-	N	68-44	W
1/19	Notre Dame	1/2	A	70-71	L
1/25	Santa Clara	2/-	H	96-54	W
1/26	Notre Dame	2/1	H	94-75	W
2/2	USC ²	1/11	H	65-54	W
2/8	Oregon ²	1/-	H	84-66	W
2/9	Oregon State ²	1/-	H	80-75	W
2/15	Oregon State ²	1/-	A	57-61	L
2/16	Oregon ²	1/-	A	51-56	L
2/22	Washington State ²	3/-	H	93-68	W
2/23	Washington ²	3/-	H	99-65	W
3/1	California ^{2,30}	3/-	A	83-60	W
3/2	Stanford ²	3/-	A	62-60	W
3/9	USC ²	3/7	A	82-52	W
3/14	Dayton ¹⁰	2/20	N	111-100	3ot W
3/16	San Francisco ¹⁰	2/-	N	83-60	W
3/23	North Carolina St. ¹⁰⁺	2/10	N	77-80	2ot L
3/25	Kansas ¹⁰⁻	2/6	N	78-61	W

(Final Polls: UPI - 2; AP - 2)

1972-73

Overall: 30-0 Pacific-8: 14-0 (1st)

Championships Won: NCAA, Pac-8, Sugar Bowl Tourney

Coach: John Wooden

Date	Opponent	AP Rk	Site	Score	W/L
11/25	Wisconsin	1/-	H	94-53	W
12/1	Bradley	1/-	H	73-38	W
12/2	Pacific	1/-	H	81-48	W
12/16	UC Santa Barbara	1/-	H	98-67	W
12/22	Pittsburgh	1/-	H	89-73	W
12/23	Notre Dame	1/-	H	82-56	W
12/29	Drake ⁴⁸	1/-	N	85-72	W
12/30	Illinois ⁴⁸	1/-	N	71-64	W
1/5	Oregon ²	1/-	H	64-38	W
1/6	Oregon State ²	1/-	H	87-61	W
1/12	Stanford ²	1/-	A	82-67	W
1/13	California ²				

YEAR-BY-YEAR RESULTS

1/25	Loyola-Chicago	1/-	A	87-73	W
1/27	Notre Dame	1/-	A	82-63	W
2/3	USC ²	1/20	A	79-56	W
2/10	Washington State ²	1/-	A	88-50	W
2/12	Washington ²	1/-	A	76-67	W
2/16	Washington ²	1/-	H	93-62	W
2/17	Washington State ²	1/-	H	96-64	W
2/22	Oregon ²	1/-	A	72-61	W
2/24	Oregon State ²	1/-	A	73-67	W
3/2	California ²	1/-	H	90-65	W
3/3	Stanford ²	1/-	H	51-45	W
3/10	USC ²	1/-	H	76-56	W
3/15	Arizona State ¹⁰	1/16	H	98-81	W
3/17	San Francisco ¹⁰	1/20	H	54-39	W
3/24	Indiana ¹⁰⁺	1/6	N	70-59	W
3/26	Memphis ¹⁰⁺	1/-	N	87-66	W

(Final Polls: UPI - 1; AP - 1)

1971-72

Overall: 30-0 Pacific-8: 14-0 (1st)

Championships Won: NCAA, Pacific-8, Bruin Classic

Coach: John Wooden

Date	Opponent	AP Rk	Site	Score	W/L
12/3	The Citadel	1/-	H	105-49	W
12/4	Iowa	1/-	H	106-72	W
12/10	Iowa State	1/-	H	110-81	W
12/11	Texas A&M	1/-	H	117-53	W
12/22	Notre Dame	1/-	H	114-56	W
12/23	TCU	1/-	H	119-81	W
12/29	Texas ⁴⁶	1/-	H	115-65	W
12/30	Ohio State ⁴⁶	1/6	H	79-53	W
1/7	Oregon State ²	1/-	A	78-72	W
1/8	Oregon ²	1/-	A	93-68	W
1/14	Stanford ²	1/-	H	118-79	W
1/15	California ²	1/-	H	82-43	W
1/21	Santa Clara	1/-	H	92-57	W
1/22	Denver	1/-	H	108-61	W
1/28	Loyola-Chicago	1/-	A	92-64	W
1/29	Notre Dame	1/-	A	57-32	W
2/5	USC ²	1/-	H	81-56	W
2/11	Washington State ²	1/-	H	89-58	W
2/12	Washington ²	1/-	H	109-70	W
2/19	Washington ²	1/-	A	100-83	W
2/21	Washington State ²	1/-	A	85-55	W
2/25	Oregon ²	1/-	H	92-70	W
2/26	Oregon State ²	1/-	H	91-72	W
3/3	California ²	1/-	A	85-71	W
3/4	Stanford ²	1/-	A	102-73	W
3/10	USC ²	1/-	A	79-66	W
3/16	Weber State ¹⁰	1/-	N	90-58	W
3/18	Long Beach State ¹⁰	1/5	N	73-57	W
3/23	Louisville ¹⁰⁺	1/4	N	96-77	W
3/25	Florida State ¹⁰⁺	1/10	N	81-76	W

(Final Polls: UPI - 1; AP - 1)

1970-71

Overall: 29-1 Pacific-8: 14-0 (1st)

Championships Won: NCAA, Pacific-8, Steel Bowl

Coach: John Wooden

Date	Opponent	AP Rk	Site	Score	W/L
12/4	Baylor	1/-	H	108-77	W
12/5	Rice	1/-	H	124-78	W
12/11	Pacific	1/-	H	100-88	W
12/12	Tulsa	1/-	H	95-75	W
12/22	Missouri	1/-	H	94-75	W
12/23	Saint Louis	1/-	H	79-65	W
12/29	William and Mary ⁴⁷	1/-	N	90-71	W
12/30	Pittsburgh ⁴⁷	1/-	A	77-65	W
1/2	Dayton	1/-	H	106-82	W
1/8	Washington ²	1/-	H	78-69	W
1/9	Washington State ²	1/-	H	95-71	W
1/15	Stanford ²	1/-	A	58-53	W
1/16	California ²	1/-	A	94-76	W
1/22	Loyola-Chicago	1/-	A	87-62	W
1/23	Notre Dame	1/9	A	82-89	L
1/30	UC Santa Barbara	2/-	H	74-61	W
2/6	USC ²	3/2	A	64-60	W
2/12	Oregon ²	1/-	A	69-68	W
2/13	Oregon State ²	1/-	A	67-65	W

2/19	Oregon State ²	1/-	H	94-64	W
2/20	Oregon ²	1/-	H	74-67	W
2/27	Washington State ²	1/-	A	57-53	W
3/1	Washington ²	1/-	A	71-69	W
3/5	California ²	1/-	H	103-69	W
3/6	Stanford ²	1/-	H	107-72	W
3/13	USC ²	1/3	H	73-62	W
3/18	BYU ¹⁰	1/20	N	91-73	W
3/20	Long Beach State ¹⁰	1/16	N	57-55	W
3/25	Kansas ¹⁰⁺	1/4	N	68-60	W
3/27	Villanova ¹⁰⁺	1/19	N	68-62	W

(Final Polls: UPI - 1; AP - 1)

1969-70

Overall: 28-2 Pacific-8: 12-2 (1st)

Championships Won: NCAA, Pacific-8, Bruin Classic

Coach: John Wooden

Date	Opponent	AP Rk	Site	Score	W/L
12/1	Arizona	4/-	H	90-65	W
12/6	Minnesota	4/-	A	72-71	W
12/12	Miami (Florida)	2/-	H	127-69	W
12/13	LSU	2/-	H	133-84	W
12/23	Texas	2/-	H	99-54	W
12/27	Georgia Tech ⁴⁶	2/-	H	121-90	W
12/29	Princeton ⁴⁶	2/-	H	76-75	W
1/3	Notre Dame	2/13	H	108-77	W
1/9	Oregon ²	1/-	H	75-58	W
1/10	Oregon State ²	1/-	H	72-71	W
1/16	Bradley ²⁴	1/-	N	61-58	W
1/17	Loyola-Chicago	1/-	A	94-72	W
1/23	UC Santa Barbara	1/-	H	89-80	W
1/24	Wyoming	1/-	H	115-77	W
1/30	California ²	1/-	A	87-72	W
1/31	Stanford ²	1/-	A	102-84	W
2/7	Washington ²	1/-	A	66-56	W
2/9	Washington State ²	1/-	A	72-70	W
2/13	Washington State ²	1/-	H	95-61	W
2/14	Washington ²	1/-	H	101-85	W
2/20	Oregon State ²	1/-	A	71-56	W
2/21	Oregon ²	1/-	A	65-78	L
2/27	Stanford ²	2/-	H	120-90	W
2/28	California ²	2/-	H	109-95	W
3/6	USC ²	1/-	H	86-87	L
3/7	USC ²	1/-	A	91-78	W
3/12	Long Beach State ¹⁰	2/-	N	88-65	W
3/14	Utah State ¹⁰	2/16	N	101-79	W
3/19	New Mexico St. ¹⁰⁺	2/5	N	93-77	W
3/21	Jacksonville ¹⁰⁺	2/4	N	80-69	W

(Final Polls: UPI - 2; AP - 2)

1968-69

Overall: 29-1 Pacific-8: 13-1 (1st)

Championships Won: NCAA, Pacific-8, ECAC Holiday Festival

Coach: John Wooden

Date	Opponent	AP Rk	Site	Score	W/L
11/30	Purdue	1/10	H	94-82	W
12/6	Ohio State	1/13	A	84-73	W
12/7	Notre Dame	1/5	A	88-75	W
12/20	Minnesota	1/-	H	90-51	W
12/21	West Virginia	1/-	H	95-56	W
12/27	Providence ⁴⁵	1/-	N	98-81	W
12/28	Princeton ⁴⁵	1/-	N	83-67	W
12/30	St. John's ⁴⁵	1/-	A	74-56	W
1/4	Tulane	1/-	H	96-64	W
1/10	Oregon ²	1/-	A	93-64	W
1/11	Oregon State ²	1/-	A	83-64	W
1/18	Houston	1/-	H	100-64	W
1/24	Northwestern ²⁴	1/-	N	81-67	W
1/25	Loyola-Chicago	1/-	A	84-65	W
1/31	California ²	1/-	H	109-74	W
2/1	Stanford ²	1/-	H	98-61	W
2/7	Washington ²	1/-	H	62-51	W
2/8	Washington State ²	1/-	H	108-80	W
2/15	Washington State ²	1/-	A	83-59	W
2/17	Washington ²	1/-	A	53-44	W
2/21	Oregon State ²	1/-	H	91-66	W
2/22	Oregon ²	1/-	H	103-69	W
2/28	Stanford ²	1/-	A	81-60	W
3/1	California ²	1/-	A	84-77	W

3/7	USC ²	1/-	A	61-55	W
3/8	USC ²	1/-	H	44-46	L
3/13	New Mexico State ¹⁰	1/12	H	53-38	W
3/15	Santa Clara ¹⁰	1/3	H	90-52	W
3/20	Drake ¹⁰⁺	1/11	N	85-82	W
3/22	Purdue ¹⁰⁺	1/6	N	92-72	W

(Final Polls: UPI - 1; AP - 1)

1967-68

Overall: 29-1 AAWU: 14-0 (1st)

Championships Won: NCAA, AAWU, L.A. Classic

Coach: John Wooden

Date	Opponent	AP Rk	Site	Score	W/L
12/2	Purdue	1/-	A	73-71	W
12/8	Wichita State	1/-	H	120-86	W
12/9	Iowa State	1/-	H	121-80	W
12/22	Bradley	1/10	H	109-73	W
12/23	Notre Dame	1/-	H	114-63	W
12/27	Minnesota ⁴³	1/-	N	95-55	W
12/29	Saint Louis ⁴³	1/-	N	108-67	W
12/30	Wyoming ⁴³	1/-	N	104-71	W
1/5	Washington State ³	1/-	H	97-69	W
1/6	Washington ³	1/-	H	93-65	W
1/12	California ³	1/-	A	94-64	W
1/13	Stanford ³	1/-	A	75-63	W
1/18	Portland	1/-	H	93-69	W
1/20	Houston ²⁶	1/2	N	69-71	L
1/26	Holy Cross ²⁷	2/-	N	90-67	W
1/27	Boston College ²⁷	2/-	N	84-77	W
2/3	USC ³	2/-	H	101-67	W
2/9	Oregon State ³	2/-	A	55-52	W
2/10	Oregon ³	2/-	A	104-63	W
2/16	Oregon ³	2/-	H	119-78	W
2/17	Oregon State ³	2/-	H	88-71	W
2/24	Washington ³	2/-	A	84-64	W
2/26	Washington State ³	2/-	A	101-70	W
3/1	Stanford ³	2/-	H	100-62	W
3/2	California ³	2/-	H	115-71	W
3/9	USC ³	2/-	A	72-64	W
3/15	New Mexico State ¹⁰	2/-	N	58-49	W
3/16	Santa Clara ¹⁰	2/-	N	87-66	W
3/22	Houston ¹⁰⁺	2/1	N	101-69	W
3/23	North Carolina ¹⁰⁺	2/4	N	78-55	W

(Final Polls: UPI - 2; AP - 2)

1966-67

Overall: 30-0 AAWU: 14-0 (1st)

Championships Won: NCAA, AAWU, L.A. Classic

Coach: John Wooden

Date	Opponent	AP Rk	Site	Score	W/L
12/3	USC	1/-	H	105-90	W
12/9	Duke	1/7	H	88-54	W
12/10	Duke	1/7	H	107-87	W
12/22	Colorado State	1/-	H	84-74	W
12/23	Notre Dame	1/-	H	96-67	W
12/28	Wisconsin ⁴³	1/-	H	100-56	W
12/29	Georgia Tech ⁴³	1/-	H	91-72	W
12/30	USC ⁴³	1/-	H	107-83	W
1/7	Washington State ³	1/-	A	76-67	W
1/9	Washington ³	1/-	A	83-68	W
1/13	California ³	1/-	H	96-78	W
1/14	Stanford ³	1/-	H	116-78	W
1/20	Portland	1/-	H	122-57	W
1/21	UC Santa Barbara	1/-	H	119-75	W
1/28	Loyola-Chicago	1/-	A	82-67	W
1/29	Illinois ²⁴	1/-	A	120-82	W
2/4	USC ³	1/-	A	40-35	ot W
2/10	Oregon State ³	1/-	H	76-44	W
2/11	Oregon ³	1/-	H	100-66	W
2/17	Oregon ³	1/-	A	34-25	W
2/18	Oregon State ³	1/-	A	72-50	W
2/24	Washington ³	1/-	H	71-43	W
2/25	Washington State ³	1/-	H	100-78	W
3/3	Stanford ³	1/-	A	75-47	W
3/4	California ³	1/-	A		

YEAR-BY-YEAR RESULTS

3/25 Dayton¹⁰⁺ 1/- N 79-64 W
(Final Polls: UPI - 1; AP - 1)

1965-66

Overall: 18-8 **AAWU:** 10-4 (2nd)
Championships Won: Los Angeles Classic
Coach: John Wooden

Date	Opponent	AP Rk	Site	Score	W/L
12/3	Ohio State	1/-	H	92-66	W
12/4	Illinois	1/-	H	97-79	W
12/10	Duke	1/6	A	66-82	L
12/11	Duke ²⁵	1/6	N	75-94	L
12/17	Kansas	8/4	H	78-71	W
12/18	Cincinnati ⁴³	8/-	N	76-82	L
12/21	USC		A	86-67	W
12/27	LSU ⁴³		N	95-89	W
12/29	Purdue ⁴³		N	82-70	W
12/30	USC ⁴³		A	94-76	W
1/7	Oregon State ³	10/-	H	79-35	W
1/8	Oregon ³	10/-	H	97-65	W
1/14	California ³	9/-	A	75-66	W
1/15	Stanford ³	9/-	A	69-74	L
1/28	Loyola-Chicago	10/7	A	96-102	L
1/31	Arizona ³	10/-	H	84-67	W
2/5	Washington State ³		A	83-84	L
2/7	Washington ³		A	89-67	W
2/11	Washington State ³		H	88-61	W
2/12	Washington ³		H	100-71	W
2/18	Oregon State ³		A	51-64	L
2/19	Oregon ³		A	72-79	L
2/25	California ³		H	95-79	W
2/26	Stanford ³		H	70-58	W
3/4	USC ³		H	94-79	W
3/5	USC ³		A	99-62	W

(Final Polls: UPI - NR; AP - NR)

1964-65

Overall: 28-2 **AAWU:** 14-0 (1st)
Championships Won: NCAA, AAWU, L.A. Classic, Milwaukee Classic
Coach: John Wooden

Date	Opponent	AP Rk	Site	Score	W/L
12/4	Illinois	2/-	A	83-110	L
12/5	Indiana State	2/-	A	112-76	W
12/11	Arizona State	7/-	H	107-76	W
12/12	Oklahoma State	7/-	H	68-52	W
12/18	Marquette ⁴⁴	5/-	A	61-52	W
12/19	Boston College ⁴⁴	5/-	N	115-93	W
12/22	USC	4/-	A	84-75	W
12/28	Arizona ⁴³	4/-	H	99-79	W
12/29	Minnesota ⁴³	4/-	H	93-77	W
12/30	Utah ⁴³	4/-	H	104-74	W
1/8	Oregon ³	1/-	A	91-74	W
1/9	Oregon State ³	1/-	A	83-53	W
1/15	California ³	1/-	H	76-54	W
1/16	Stanford ³	1/-	H	80-66	W
1/29	Iowa ²⁴	1/-	N	82-87	L
1/30	Loyola-Chicago	1/-	A	85-72	W
2/5	Washington State ³	2/-	H	93-41	W
2/6	Washington ³	2/-	H	78-75	W
2/12	Washington ³	2/-	A	83-73	W
2/13	Washington State ³	2/-	A	70-68	W
2/19	Oregon State ³	2/-	H	73-55	W
2/20	Oregon ³	2/-	H	74-64	W
2/26	Stanford ³	2/-	A	83-67	W
2/27	California ³	2/-	A	83-68	W
3/5	USC ³	2/-	H	77-71	W
3/6	USC ³	2/-	H	52-50	W
3/12	BYU ¹⁰	2/-	A	100-76	W
3/13	San Francisco ¹⁰	2/-	N	101-93	W
3/19	Wichita State ¹⁰⁺	2/-	N	108-89	W
3/20	Michigan ¹⁰⁺	2/1	N	91-80	W

(Final Polls: UPI - 2; AP - 2)

1963-64

Overall: 30-0 **AAWU:** 15-0 (1st)
Championships Won: NCAA, AAWU, L.A. Classic
Coach: John Wooden

Date	Opponent	AP Rk	Site	Score	W/L

12/6	BYU		H	113-71	W
12/7	Butler		H	80-65	W
12/13	Kansas State ²²		N	78-75	W
12/14	Kansas ²³		N	74-54	W
12/20	Baylor ¹⁸	6/-	N	112-61	W
12/21	Creighton ¹⁸	6/-	N	95-79	W
12/26	Yale ⁴³	4/-	H	95-65	W
12/27	Michigan ⁴³	4/3	H	98-80	W
12/28	Illinois ⁴³	4/-	H	83-79	W
1/3	Washington State ³	2/-	A	88-83	W
1/4	Washington State ³	2/-	A	121-77	W
1/10	USC ³	1/-	H	79-59	W
1/11	USC ³	1/-	H	78-71	W
1/17	Stanford ³	1/-	H	84-71	W
1/18	Stanford ³	1/-	H	80-61	W
1/31	UC Santa Barbara	1/-	A	107-76	W
2/1	UC Santa Barbara	1/-	H	87-59	W
2/7	California ³	1/-	A	87-67	W
2/8	California ³	1/-	A	58-56	W
2/14	Washington ³	1/-	H	73-58	W
2/15	Washington ³	1/-	H	88-60	W
2/22	Stanford ³	1/-	A	100-88	W
2/24	Washington ³	1/-	A	78-64	W
2/29	Washington State ³	1/-	H	93-56	W
3/2	California ³	1/-	H	87-57	W
3/6	USC ³	1/-	H	91-81	W
3/13	Seattle ¹⁰	1/-	N	95-90	W
3/14	San Francisco ¹⁰	1/-	N	76-72	W
3/20	Kansas State ¹⁰⁺	1/-	N	90-84	W
3/21	Duke ¹⁰⁺	1/3	N	98-83	W

(Final Polls: UPI - 1; AP - 1)

1962-63

Overall: 20-9 **AAWU:** 8-5 (T-1st)
Championships Won: Co-AAWU, L.A. Classic
Coach: John Wooden

Date	Opponent	AP Rk	Site	Score	W/L
11/30	Denver		H	70-41	W
12/1	Santa Clara		H	66-41	W
12/7	Colorado		A	60-82	L
12/8	Colorado State		A	65-66	L
12/14	Oklahoma		H	101-64	W
12/15	Missouri		H	72-55	W
12/18	Butler		A	81-68	W
12/20	Northwestern		A	70-63	W
12/22	Wisconsin		A	77-63	W
12/26	Utah State ⁴³		H	89-75	W
12/28	Saint Louis ⁴³		H	85-66	W
12/29	Colorado State ⁴³		H	68-64	W
1/4	Washington ³	9/-	A	61-62	L
1/5	Washington ³	9/-	A	63-67	L
1/12	California ³		H	63-58	W
1/25	Texas Tech		A	83-63	W
1/26	Texas Tech		A	103-80	W
2/1	USC ³		H	77-65	W
2/2	USC ³		H	86-72	W
2/9	Stanford ³	-10	A	78-86	L
2/22	Stanford ³		A	69-73	L
2/23	California ³		A	64-57	W
3/1	USC ³		H	60-62	L
3/2	Washington ³		H	80-52	W
3/8	Stanford ³	-9	H	64-54	W
3/9	California ³		H	72-53	W
3/13	Stanford ³		H	51-45	W
3/15	Arizona State ¹⁰	-4	N	79-93	L
3/16	San Francisco ¹⁰⁺		N	75-76	L

(Final Polls: UPI - 15; AP - NR)

1961-62

Overall: 18-11 **AAWU:** 10-2 (1st)
Championships Won: NCAA Far West Regional, AAWU
Coach: John Wooden

Date	Opponent	AP Rk	Site	Score	W/L
12/1	BYU		A	66-68	L
12/2	BYU		A	83-86	L
12/9	Kansas		H	69-61	W
12/15	DePauw		H	91-62	W
12/16	Colorado State		H	68-69	L
12/20	Creighton		A	72-74	L

12/22	Houston		A	65-91	L
12/23	Texas A&M ²¹		N	81-71	W
12/27	Army ⁴³		H	86-72	W
12/28	Ohio State ⁴³	-1	H	84-105	L
12/29	Utah ⁴³		H	79-88	L
1/5	Washington ³		H	72-57	W
1/6	Washington ³		H	75-63	W
1/13	California ³		A	71-60	W
1/26	Texas Tech		H	89-60	W
1/27	Texas Tech		H	87-58	W
2/2	USC ³	-5	H	73-59	W
2/10	Stanford ³		H	82-64	W
2/16	USC ³		H	60-74	L
2/17	USC ³		H	69-62	W
2/23	California ³		H	68-62	W
2/24	Stanford ³		H	75-65	W
3/2	Washington ³		A	69-66	W
3/9	Stanford ³		A	67-82	L
3/10	California ³		A	66-54	W
3/16	Utah State ¹⁰		N	73-62	W
3/17	Oregon State ¹⁰		N	88-69	W
3/23	Cincinnati ¹⁰⁺	-2	N	70-72	L
3/24	Wake Forest ¹⁰⁻		N	80-82	L

(Final Polls: UPI - 17; AP - 19)

1960-61

Overall: 18-8 **AAWU:** 7-5 (2nd)
Coach: John Wooden

Date	Opponent	AP Rk	Site	Score	W/L
12/2	Oklahoma State		A	58-64	L
12/3	Tulsa		A	94-74	W
12/9	Kansas State		H	83-73	W
12/10	New York University		H	93-69	W
12/16	Notre Dame	13/-	H	85-54	W
12/17	Butler	13/-	H	73-61	W
12/28	Michigan State ⁴³	16/-	H	98-61	W
12/29	Indiana ⁴³	16/4	H	94-72	W
12/30	Iowa ⁴³	16/-	H	65-71	L
1/6	Washington ³	9/-	A	45-58	L
1/7	Washington ³	9/-	A	62-58	W
1/13	Arizona	10/-	H	90-68	W
1/14	California ³	10/-	H	54-46	W
1/27	Denver		H	85-64	W
1/28	Air Force		H	89-78	W
2/3	USC ³	-9	H	63-78	L
2/4	USC ³	-9	H	86-83	W
2/11	Stanford ³		A	65-79	L
2/17	Kentucky		A	76-77	L
2/18	Loyola-Chicago		A	87-82	W
2/24	California ³		A	65-66	L
2/25	Stanford ³		A	70-56	W
3/3	USC ³	-10	H	85-86	L
3/4	Washington ³		H	84-58	W
3/10	Stanford ³		H	69-55	W
3/11	California ³		H	59-55	W

(Final Polls: UPI - NR; AP - NR)

1959-60

Overall: 14-12 **AAWU:** 7-5 (2nd)
Coach: John Wooden

Date	Opponent	AP Rk	Site	Score	W/L
12/1	USC		H	47-45	W
12/4	Kentucky		H	66-68	L
12/5	Santa Clara		H	75-73	W
12/11	BYU		H	62-42	W
12/12	Oklahoma State		H	48-52	L
12/18	Purdue		A	74-75	L
12/19	Butler		A	73-79	L
12/21	Minnesota		A	73-72	W
12/28	Michigan ⁴³		H	93-68	W
12/29	West Virginia ⁴³	-2	H	73-87	L
12/30	USC ⁴³		H	62-72	L
1/2	Washington ³		H	57-55	W
1/4	Washington ³		H	55-54	W
1/8	California ³	-2	A	47-59	L
1/15	USC ³	-10	H	63-62	W
1/29	Denver		A	68-71	L
1/30	Air Force		A	76-75	W
2/5	New Mexico State		H	66-56	W

YEAR-BY-YEAR RESULTS

2/6	Stanford ³	H	67-54	W
2/12	Stanford ³	A	58-52	W
2/13	California ³	-/3	A 45-53	L
2/19	Stanford ³	H	49-48	W
2/20	California ³	-/3	H 57-67	L
2/27	Washington ³	A	73-84	L
3/4	USC ³	H	71-91	L
3/5	USC ³	H	72-70	W

(Final Polls: UPI - NR; AP - NR)

1958-59

Overall: 16-9 **PCC:** 10-6 (T-3rd)

Coach: John Wooden

Date	Opponent	AP Rk	Site	Score	W/L
12/5	Saint Mary's ¹⁵		N	59-62	L
12/6	Santa Clara ¹⁵		N	42-56	L
12/12	Kansas	-/7	H	72-61	W
12/13	Iowa State		H	65-63	W
12/19	Colorado	19/-	H	58-48	W
12/20	Colorado	19/-	H	56-54	W
12/26	Santa Clara		H	47-49	L
12/27	Denver		H	71-57	W
1/2	Idaho ⁴		A	62-53	W
1/3	Washington State ⁴		A	54-71	L
1/5	Washington ⁴		A	63-68	L
1/9	Washington State ⁴		H	68-41	W
1/10	Oregon State ⁴		H	73-62	W
1/16	USC ⁴		H	57-53	W
1/17	USC ⁴		H	65-63	W
1/30	UC Santa Barbara		H	63-59	W
2/6	California ⁴	-/19	H	58-60	L
2/7	Idaho ⁴		H	87-91	L
2/13	Stanford ⁴		A	61-69	L
2/14	California ⁴	-/18	A	51-64	L
2/20	Oregon ⁴		H	70-53	W
2/21	Stanford ⁴		H	64-51	W
2/27	Oregon State ⁴		A	71-59	W
2/28	Oregon ⁴		A	69-62	W
3/6	Washington ⁴		H	56-55	W

(Final Polls: UPI - NR; AP - NR)

1957-58

Overall: 16-10 **PCC:** 10-6 (3rd)

Coach: John Wooden

Date	Opponent	AP Rk	Site	Score	W/L
12/6	Saint Mary's		H	70-64	W
12/7	Oklahoma		H	65-53	W
12/13	DePauw	13/-	H	82-52	W
12/14	DePauw	13/-	H	73-48	W
12/18	Wichita State	13/-	A	68-83	L
12/20	Bradley	13/11	A	43-67	L
12/21	Evansville	13/-	A	76-83	L
12/27	Michigan State	-/8	H	61-63	L
12/28	Ohio State		H	98-78	W
1/3	Oregon ⁴		A	64-58	W
1/4	Oregon State ⁴	-/18	A	61-68	L
1/10	Oregon ⁴		H	73-64	W
1/11	Idaho ⁴		H	64-56	W
1/17	USC ⁴		H	52-51	W
1/18	USC ⁴		H	80-75	W
1/31	Santa Clara ²⁰		N	77-56	W
2/7	Washington State ⁴		H	72-64	W
2/8	California ⁴		H	58-61	L
2/14	Washington State ⁴		A	64-44	W
2/15	Idaho ⁴		A	67-73	L
2/17	Washington ⁴		A	67-62	W
2/21	Stanford ^{4, 18}		N	46-43	W
2/22	Oregon State ^{4, 18}		N	61-77	L
2/28	California ⁴	-/19	A	50-56	L
3/1	Stanford ⁴		A	50-57	L
3/8	Washington ⁴		H	89-68	W

(Final Polls: UPI - NR; AP - NR)

1956-57

Overall: 22-4 **PCC:** 13-3 (T-2nd)

Coach: John Wooden

Date	Opponent	AP Rk	Site	Score	W/L
11/30	Nebraska		H	69-56	W

12/1	Nebraska		H	78-60	W
12/8	Santa Clara ²⁰		N	60-58	W
12/14	BYU		H	74-69	W
12/15	BYU		H	58-59	L
12/21	Missouri		H	77-54	W
12/22	Occidental		H	93-40	W
12/26	Saint Louis	-/5	A	72-66	W
12/28	Butler		A	82-71	W
12/29	Indiana		A	52-48	W
1/4	Idaho ⁴	8/-	A	64-63	W
1/5	Idaho ⁴	8/-	A	69-68	W
1/11	Washington State ⁴	8/-	H	87-65	W
1/12	Washington State ⁴	8/-	H	83-62	W
2/1	Oregon State ^{4, 18}	5/-	N	59-37	W
2/2	Oregon State ^{4, 18}	5/-	N	64-53	W
2/8	Washington ⁴	5/-	A	68-65	W
2/9	Washington ⁴	5/-	A	74-90	L
2/15	Stanford ⁴	7/-	H	86-63	W
2/16	Stanford ⁴	7/-	H	79-61	W
2/22	Oregon ⁴	8/-	A	81-62	W
2/23	Oregon ⁴	8/-	A	73-65	W
2/26	USC ⁴	6/-	H	80-84	L
3/1	California ⁴	6/-	A	71-66	W
3/2	California ⁴	6/-	A	68-73	L
3/5	USC ⁴	7/-	H	65-55	W

(Final Polls: UPI - 9 (tied); AP - 14)

1955-56

Overall: 22-6 **PCC:** 16-0 (1st)

Championships Won: PCC

Coach: John Wooden

Date	Opponent	AP Rk	Site	Score	W/L
12/2	BYU		A	58-75	L
12/3	BYU		A	65-67	L
12/9	Denver ¹⁸	16/-	N	68-40	W
12/10	Purdue ¹⁸	16/-	N	76-60	W
12/16	Nebraska		A	65-71	L
12/17	Wichita State		A	68-76	L
12/26	St. John's ¹⁹		A	93-86	W
12/28	Duquesne ¹⁹		N	72-57	W
12/30	San Francisco ¹⁹	-/1	N	53-70	L
1/6	Idaho ⁴		H	92-73	W
1/7	Idaho ⁴		H	78-61	W
1/13	Washington State ⁴		A	86-72	W
1/14	Washington State ⁴		A	95-70	W
1/28	Arizona State		A	99-79	W
2/3	Washington ⁴	20/-	H	61-60	W
2/4	Washington ⁴	20/-	H	82-75	W
2/10	Stanford ⁴	18/-	A	50-48	W
2/11	Stanford ⁴	18/-	A	81-72	W
2/17	Oregon State ⁴	20/-	A	77-56	W
2/18	Oregon State ⁴	20/-	A	72-59	W
2/24	Oregon ⁴	15/-	H	95-71	W
2/25	Oregon ⁴	15/-	H	108-89	W
3/2	California ⁴	13/-	H	85-80	W
3/3	California ⁴	13/-	H	84-62	W
3/9	USC ⁴	10/-	A	85-70	W
3/10	USC ⁴	10/-	A	97-84	W
3/16	San Francisco ¹⁰	10/1	N	61-72	L
3/17	Seattle University ¹⁰⁻	10/-	N	94-70	W

(Final Polls: UPI - 9; AP - 8)

1954-55

Overall: 21-5 **PCC:** 11-1 (1st-South)

Championships Won: PCC Southern Division

Coach: John Wooden

Date	Opponent	AP Rk	Site	Score	W/L
12/4	Kansas State		H	86-57	W
12/10	Santa Clara	13/-	H	74-39	W
12/11	San Francisco	13/-	H	47-40	W
12/17	Santa Clara	8/-	A	65-58	W
12/18	San Francisco	8/-	A	44-56	L
12/21	Colorado	17/-	H	65-62	W
12/22	New Mexico	17/-	H	106-41	W
12/27	Niagara ¹⁹	17/10	N	88-86	W
12/29	La Salle ¹⁹	15/3	N	77-85	L
12/31	Dayton ¹⁹	15/4	N	104-92	W
1/7	Stanford ⁴	7/-	A	56-61	L
1/8	Stanford ⁴	7/-	A	91-75	W

1/14	USC ⁴		10/18	H	70-67	W
1/15	USC ⁴		10/18	H	76-64	W
1/28	UC Santa Barbara	9/-	H	91-62	W	
1/29	Cal Poly	9/-	H	84-55	W	
2/4	California ⁴	8/-	H	83-64	W	
2/5	California ⁴	8/-	H	84-63	W	
2/11	Stanford ⁴	8/-	H	85-63	W	
2/12	Stanford ⁴	8/-	H	72-59	W	
2/18	California ⁴	9/-	A	55-48	W	
2/19	California ⁴	9/-	A	84-76	W	
2/25	USC ^{4, 18}	9/-	A	66-65	W	
2/26	USC ^{4, 18}	9/-	A	75-55	W	
3/4	Oregon State	9/14	A	75-82	L	
3/5	Oregon State	9/14	A	64-83	L	

(Final Polls: UPI - 12; AP - 13)

1953-54

Overall: 18-7 **PCC:** 7-5 (2nd-South)

Coach: John Wooden

Date	Opponent	AP Rk	Site	Score	W/L
12/5	West Texas State		H	79-48	W
12/11	Arizona		H	90-45	W
12/12	Arizona		H	84-48	W
12/18	Denver	17/-	A	70-63	W
12/19	Denver	17/-	A	66-45	W
12/21	La Salle ¹⁷	17/20	N	53-62	L
12/22	Duke ¹⁷	13/-	N	72-67	W
12/26	Oregon	13/-	H	89-74	W
12/28	Oregon	13/-	H	79-53	W
12/30	Iowa	14/-	H	60-65	L
12/31	Michigan State	14/-	H	67-57	W
1/8	California ⁴		A	53-62	L
1/9	California ⁴		A	65-73	L
1/15	USC ⁴		A	65-68	L
1/16	USC ⁴		A	81-63	W
1/29	Oregon		H	66-56	W
1/30	Pepperdine		H	103-68	W
2/5	Stanford ⁴		H	92-73	W
2/6	Stanford ⁴		H	77-58	W
2/12	California ⁴	-/14	H	82-54	W
2/13	California ⁴	-/14	H	71-62	W
2/19	Stanford ⁴		A	92-77	W
2/20	Stanford ⁴		A	88-80	W
2/26	USC ⁴	19/-	H	68-79	L
2/27	USC ⁴	19/-	H	67-69	L

(Final Polls: UPI - NR; AP - NR)

1952-53

Overall: 16-8 **PCC:** 6-6 (3rd-South)

Coach: John Wooden

Date	Opponent	AP Rk	Site	Score	W/L
12/5	Oregon State		A	73-63	W
12/6	Oregon State		A	58-43	W
12/12	Washington		H	49-53	L
12/13	Washington		H	54-47	W
12/19	Michigan State	12/-	A	60-55	W
12/20	Notre Dame ¹⁶	12/7	N	60-68	L
12/22	Bradley	12/-	A	91-83	W
12/26	Oregon State	20/-	H	74-58	W
12/27	Oregon State	20/-	H	69-61	W
1/2	California ⁴		H	68-72	L
1/3	California ⁴		H	66-68	L
1/9	USC ⁴	-/12	H	54-65	L
1/10	USC ⁴	-/12	H	72-62	W
1/16	Stanford ⁴	19/-	A	67-66	W
1/17	Stanford ⁴	19/-	A	74-71	W
1/30	San Diego State		H	77-48	W
2/5	Bradley		H	79-73	W
2/6	UC Santa Barbara		H	91-50	W
2/13	California ⁴	-/19	A	67-63	W
2/14	California ⁴	-/19	A	62-70	L
2/20	Stanford ⁴		H	75-50	W
2/21	Stanford ⁴		H	66-58	W
2/27	USC ⁴		A	65-66	L
2/28	USC ⁴		A	64-76	L

(Final Polls: UPI - NR; AP - NR)

YEAR-BY-YEAR RESULTS

1951-52

Overall: 19-12 PCC: 8-4 (1st-South)

Championships Won: PCC Southern Division

Coach: John Wooden

Date	Opponent	AP Rk	Site	Score	W/L	
12/1	Arizona State		H	85-56	W	
12/7	Washington		A	52-60	L	
12/8	Washington		A	61-76	L	
12/14	San Francisco		H	64-55	W	
12/15	West Texas State		H	64-57	W	
12/21	Denver		H	60-58	W	
12/22	Denver		H	60-51	W	
12/26	Kentucky	16/1	A	53-84	L	
12/28	Illinois	16/2	A	67-73	L	
12/29	Bradley		A	67-66	W	
1/4	Stanford ⁴		H	81-63	W	
1/5	Stanford ⁴		H	71-73	L	
1/11	USC ⁴		A	55-48	W	
1/12	USC ⁴		A	67-58	W	
1/18	California ⁴		A	59-61	L	
1/19	California ⁴		A	51-54	L	
2/1	Saint Mary's ¹⁵		N	70-62	W	
2/2	Santa Clara ¹⁵		N	59-66	L	
2/8	Pepperdine		H	72-70	W	
2/9	Cal Poly		H	67-40	W	
2/15	Stanford ⁴		A	72-68	W	
2/16	Stanford ⁴		A	68-77	L	
2/22	California ⁴		H	67-54	W	
2/23	California ⁴		H	68-42	W	
2/29	USC ⁴		H	66-51	W	
3/1	USC ⁴		H	63-57	W	
3/7	Washington	19/6	H	65-53	W	
3/8	Washington	19/6	H	50-53	L	
3/10	Washington	19/6	H	60-50	W	
3/21	Santa Clara ¹⁰		19/-	N	59-68	L
3/22	Oklahoma City ^{10~}		19/-	N	53-55	L

(Final Polls: UPI - 20 (tied); AP - 19)

1950-51

Overall: 19-10 PCC: 9-4 (T-1st-South)

Championships Won: PCC Southern Division

Coach: John Wooden

Date	Opponent	AP Rk	Site	Score	W/L
12/2	Arizona State		H	79-49	W
12/8	Oregon		A	77-55	W
12/9	Oregon		A	54-72	L
12/15	Santa Clara		H	71-48	W
12/16	San Jose State		H	82-59	W
12/19	Bradley	9/2	A	74-79	L
12/21	Long Island	9/7	A	71-90	L
12/23	Iowa	9/-	A	63-80	L
12/28	Pittsburgh		H	68-44	W
12/30	LSU		H	95-66	W
1/5	Stanford ⁴		A	78-73	W
1/6	Stanford ⁴		A	71-74	L
1/12	USC ⁴	-/19	A	34-53	L
1/13	USC ⁴	-/19	A	57-44	W
1/26	Arizona ¹⁵	-/14	N	69-63	W
1/27	San Francisco		A	75-42	W
2/2	UC Santa Barbara	19/-	H	76-55	W
2/3	Pepperdine	19/-	H	75-60	W
2/9	California ⁴		A	60-62	L
2/10	California ⁴		A	61-56	W
2/16	Stanford ⁴		H	56-48	W
2/17	Stanford ⁴		H	90-67	W
2/23	California ⁴		H	75-57	W
2/24	California ⁴		H	62-59	W
3/2	USC ⁴	17/18	H	59-53	W
3/3	USC ⁴	17/18	H	41-43	L
3/5	USC ⁴	17/18	H	49-41	W
3/9	Washington	-/15	A	51-70	L
3/10	Washington	-/15	A	54-71	L

(Final Polls: UPI - 16; AP - NR)

1949-50

Overall: 24-7 PCC: 10-2 (1st-South)

Championships Won: PCC

Coach: John Wooden

Date	Opponent	AP Rk	Site	Score	W/L
12/3	Arizona State		H	83-55	W
12/9	San Diego State		H	65-36	W
12/10	Pepperdine		H	55-41	W
12/16	Santa Clara ¹⁵		N	68-56	W
12/17	San Francisco		A	40-53	L
12/23	Illinois		A	65-63	W
12/26	La Salle		A	62-57	W
12/27	City College of N.Y.		A	60-53	W
12/29	Northwestern		A	58-64	L
12/30	Wisconsin		A	52-54	L
12/31	Marquette		A	68-52	W
1/6	California ⁴	9/-	H	50-45	W
1/7	Stanford ⁴	9/-	H	71-55	W
1/13	USC ⁴	10/-	A	45-58	L
1/14	USC ⁴	10/-	H	68-47	W
1/27	UC Santa Barbara	11/-	H	67-43	W
1/28	Cal Poly	11/-	H	69-38	W
2/3	Fresno State	13/-	H	93-43	W
2/4	Santa Clara	13/-	H	74-64	W
2/10	Stanford ⁴	12/-	A	65-55	W
2/11	California ⁴	12/-	A	54-47	W
2/17	Stanford ⁴	10/-	H	69-59	W
2/18	California ⁴	10/-	H	64-56	W
2/24	California ⁴	7/-	A	46-44	W
2/25	Stanford ⁴	7/-	A	62-57	W
3/3	USC ⁴	6/-	H	43-45	L
3/4	USC ⁴	6/-	A	74-57	W
3/10	Washington State	7/18	H	60-58	W
3/11	Washington State	7/18	H	52-49	W
3/24	Bradley ¹⁰	7/1	N	59-73	L
3/25	BYU ^{10~}	7/-	N	62-83	L

(Final Polls: AP - 7)

1948-49

Overall: 22-7 PCC: 10-2 (1st-South)

Championships Won: PCC Southern Division

Coach: John Wooden

Date	Opponent	AP Rk	Site	Score	W/L
12/3	UC Santa Barbara		H	43-37	W
12/4	Loyola Marymount		H	51-38	W
12/10	Saint Mary's ¹⁵		N	61-58	W
12/11	San Francisco		A	61-57	W
12/17	Santa Clara		H	61-43	W
12/21	Northwestern		H	49-44	W
12/23	Wisconsin		H	46-49	L
12/27	Washington State ¹⁵		N	54-44	W
12/28	Stanford ¹⁵		N	47-55	L
12/30	Oregon State ¹⁵		N	58-62	L
1/7	Stanford ⁴		A	52-61	L
1/8	California ⁴		A	63-54	W
1/14	USC ⁴		H	74-68	W
1/15	USC ⁴		A	52-59	L
1/28	Cal Poly		H	68-46	W
1/29	Fresno State		H	77-33	W
2/3	20th Century-Fox		H	73-55	W
2/5	Pittsburgh		H	51-48	W
2/11	California ⁴		H	49-37	W
2/12	Stanford ⁴	-/10	H	59-48	W
2/18	California ⁴		A	45-42	W
2/19	Stanford ⁴	-/20	A	59-46	W
2/25	Stanford ⁴		H	56-50	W
2/26	California ⁴		H	59-50	W
3/4	USC ⁴		A	51-50	W
3/5	USC ⁴		H	63-55	W
3/11	Oregon State	15/-	A	41-53	L
3/12	Oregon State	15/-	A	46-39	W
3/14	Oregon State	15/-	A	35-41	L

(Final Polls: AP - 15)

1947-48

Overall: 12-13 PCC: 3-9 (T-3rd-South)

Coach: Wilbur Johns

Date	Opponent	Site	Score	W/L
11/28	Loyola Marymount	H	49-34	W
11/29	Loyola Marymount	H	53-24	W
12/5	Santa Clara	H	47-42	W
12/6	Santa Clara	H	50-55	L
12/12	Nevada	A	51-38	W

12/13	Oakland Bittners	A	63-67	L
12/16	20th Century-Fox	H	67-47	W
12/19	Baylor	H	42-45	L
12/20	College of Pacific	H	58-41	W
12/27	St. Joseph's	A	64-54	W
12/29	Long Island	A	66-64	W
1/1	Cornell	A	50-47	W
1/9	California ⁴	H	49-58	L
1/10	Stanford ⁴	H	55-47	W
1/16	USC ⁴	H	42-56	L
1/17	USC ⁴	A	51-50	W
1/24	Sacramento Senators	A	57-59	L
2/13	Stanford ⁴	A	47-64	L
2/14	California ⁴	A	44-62	L
2/20	Stanford ⁴	H	47-55	L
2/21	California ⁴	H	39-44	L
2/27	California ⁴	A	37-41	L
2/28	Stanford ⁴	A	48-46	W
3/5	USC ⁴	H	57-68	L
3/6	USC ⁴	A	46-62	L

1946-47

Overall: 18-7 PCC: 9-3 (1st-South)

Championships Won: PCC Southern Division

Coach: Wilbur Johns

Date	Opponent	Site	Score	W/L
12/6	UC Santa Barbara	H	32-18	W
12/7	San Francisco	H	43-30	W
12/13	Redlands	H	81-46	W
12/14	Santa Clara	H	49-54	L
12/20	Los Angeles Police	H	83-18	W
12/26	Wyoming ¹⁴	N	54-41	W
12/28	St. Joseph's	A	50-48	W
12/30	New York University	A	49-66	L
1/2	Purdue	A	59-53	W
1/10	Stanford ⁴	H	33-38	L
1/11	Stanford ⁴	H	48-40	W
1/17	USC ⁴	A	60-46	W
1/18	USC ⁴	H	61-46	W
1/24	California ⁴	A	52-45	W
1/25	California ⁴	A	46-62	L
2/7	Carroll's Shamrocks	H	69-59	W
2/10	20th Century-Fox	H	66-58	W
2/14	California ⁴	H	85-52	W
2/15	California ⁴	H	72-59	W
2/21	Stanford ⁴	A	56-39	W
2/22	Stanford ⁴	A	53-68	L
2/28	USC ⁴	A	71-66	W
3/1	USC ⁴	H	66-54	W
3/7	Oregon State	A	52-69	L
3/8	Oregon State	A	46-63	L

1945-46

Overall: 8-16 PCC: 5-7 (3rd-South)

Coach: Wilbur Johns

Date	Opponent	Site	Score	W/L
12/4	Carroll Shamrocks	H	31-34	L
12/7	Long Beach ATC	H	44-41	W
12/8	Pepperdine	H	37-47	L
12/11	Santa Ana Army Air Base	A	25-38	L
12/14	San Diego Naval TC	A	31-36	L
12/15	San Diego Dons	A	34-38	L
12/18	Camp Ross	A	33-47	L
12/21	Cal Tech	H	33-9	W
12/22	St. Mary's Pre-Flight	H	30-44	L
12/28	20th Century-Fox	H	40-45	L
12/30	Camp Ross	H	49-67	L
1/4	California ⁴	A	33-45	L
1/5	California ⁴	A	35-37	L
1/11	USC ⁴	A	33-43	L
1/12	USC ⁴	H	40-45	L
1/18	Stanford ⁴	A	35-18	W
1/19	Stanford ⁴	A	41-29	W
1/23	Long Beach Proctors	H	49-29	W
2/1	California ⁴	H	37-50	L
2/2	California ⁴	H	25-49	L
2/8	Stanford ⁴	H	39-26	W
2/9	Stanford ⁴	H	47-20	W
2/15	USC ⁴	A	45-35	W
2/16	USC ⁴	H	43-60	L

YEAR-BY-YEAR RESULTS

1944-45

Overall: 12-12 PCC: 3-1 (1st-South)
Championships Won: PCC Southern Division

Coach: Wilbur Johns

Opponent	Site	Score	W/L
Los Angeles City College	H	44-30	W
Occidental	H	35-36	L
El Toro Marines	H	33-37	L
Pepperdine	A	33-36	L
San Diego Marines	A	29-53	L
Occidental	A	45-47	L
San Diego Navy	A	32-35	L
Santa Ana Army AB	A	35-47	L
Cal Tech	A	42-37	W
20th Century-Fox	H	56-76	L
USC ⁴	A	25-53	L
Camp Ross	A	44-50	L
California ⁴	A	37-26	W
San Diego Coast Guard	H	46-40	W
Pepperdine	H	41-28	W
March Field	H	57-50	W
USC ⁴	H	41-36	W
San Diego Naval TC	H	40-37	W
Fairfield Skymasters	H	26-29	L
Cal Tech	H	29-28	W
Camp Ross	H	47-42	W
California ⁴	H	50-44	W
USC	H	34-28	W
USC	A	20-37	L

1943-44

Overall: 10-10 PCC: 3-3 (2nd-South)

Coach: Wilbur Johns

Opponent	Site	Score	W/L
Pepperdine	H	36-48	L
Long Beach Ferry Command	A	18-23	L
Cal Tech	H	58-41	W
Occidental	H	52-34	W
Redlands	A	50-26	W
Redlands	H	56-39	W
Roosevelt Base	A	42-43	L
20th Century-Fox	H	41-49	L
Camp Santa Anita	H	47-40	W
USC ⁴	H	33-19	W
Cal Tech	A	36-38	L
Occidental	A	44-42	W
USC ⁴	A	41-48	L
March Field	H	32-34	L
California ⁴	H	27-36	L
California ⁴	A	24-36	L
Pepperdine	A	40-38	W
San Diego Naval TC	A	36-43	L
USC ⁴	A	32-30	W
USC ⁴	H	40-32	W

1942-43

Overall: 14-7 PCC: 4-4 (T-2nd-South)

Coach: Wilbur Johns

Opponent	Site	Score	W/L
Lockheed-Vega All-Stars	H	42-34	W
Loyola Marymount	A	38-17	W
Loyola Marymount	H	37-20	W
San Francisco	H	41-30	W
San Francisco	H	39-37	W
Whittier	H	42-44 ot	L
Los Alamitos Naval AB	H	68-43	W
Santa Ana Army AB	H	46-37	W
California ⁴	H	49-40	W
20th Century-Fox	A	52-53	L
20th Century-Fox	H	43-37	W
USC ⁴	A	49-60	L
USC ⁴	A	39-51	L
Santa Ana Army AB	A	43-36	W
20th Century-Fox	A	39-44	L
St. Mary's Pre-Flight	H	41-38	W
Stanford ⁴	H	60-57	W
Stanford ⁴	A	41-60	L
California ⁴	A	42-40	W
USC ⁴	H	42-37	W
USC ⁴	H	46-53	L

1941-42

Overall: 5-18 PCC: 2-10 (4th-South)

Coach: Wilbur Johns

Opponent	Site	Score	W/L
Loyola Marymount	H	39-36	W
Creighton	A	18-34	L
Purdue	A	27-38	L
Indiana	A	33-47	L
Nebraska	A	42-36	W
Loyola-Chicago	H	45-53	L
Loyola Marymount	H	34-40	L
San Francisco	A	40-46	L
Santa Clara	A	67-52	W
USC ⁴	H	51-59	L
20th Century-Fox	H	49-60	L
Stanford ⁴	A	43-54	L
Stanford ⁴	A	30-49	L
20th Century-Fox	A	54-55	L
California ⁴	H	50-54	L
California ⁴	H	50-34	W
USC ⁴	A	30-42	L
Stanford ⁴	H	30-42	L
Stanford ⁴	H	28-36	L
California ⁴	A	33-32	W
California ⁴	A	43-51	L
USC ⁴	H	44-63	L
USC ⁴	H	35-49	L

1940-41

Overall: 6-20 PCC: 2-10 (4th-South)

Coach: Wilbur Johns

Opponent	Site	Score	W/L
San Diego State	A	28-33	L
San Diego State	A	31-34	L
20th Century-Fox	A	26-38	L
DePaul	A	23-30	L
Western State	A	43-56	L
Bradley	A	49-52	L
Illinois State	A	21-37	L
Indiana	H	26-51	L
Loyola Marymount	H	39-38	W
Bradley	H	27-36	L
San Francisco	H	55-53	W
Saint Mary's	H	45-29	W
USC ⁴	H	35-56	L
California ⁴	H	32-42	L
California ⁴	H	35-33	W
Bank of America	A	37-44	L
Stanford ⁴	H	44-54	L
Stanford ⁴	H	45-44	W
USC ⁴	H	41-43	L
Saint Mary's	A	45-40	W
California ⁴	A	32-54	L
California ⁴	A	28-30	L
Stanford ⁴	A	44-49	L
Stanford ⁴	A	34-56	L
USC ⁴	A	47-53	L
USC ⁴	A	37-52	L

1939-40

Overall: 8-17 PCC: 3-9 (4th-South)

Coach: Wilbur Johns

Opponent	Site	Score	W/L
San Diego State	A	24-46	L
San Diego State	A	31-28	W
Bank of America	H	39-38	W
Santa Clara	A	21-36	L
San Jose State	A	46-33	W
San Jose State	A	31-40	L
North American Aviation	H	39-42	L
20th Century-Fox	H	33-39	L
Cal Aggies	H	34-32	W
New Mexico State	H	28-29	L
Saint Mary's	H	34-33	W
Loyola Marymount	H	36-40	L
Stanford ⁴	A	38-53	L
Stanford ⁴	A	36-40	L
USC ⁴	A	32-50	L
Bank of America	H	29-51	L

California ⁴	A	33-39	L
California ⁴	A	34-32	W
USC ⁴	A	26-60	L
Stanford ⁴	H	42-51	L
Stanford ⁴	H	42-37 ot	W
California ⁴	H	26-48	L
California ⁴	H	35-33	W
USC ⁴	H	26-32	L
USC ⁴	H	35-47	L

1938-39

Overall: 7-20 PCC: 0-12 (4th-South)

Coach: Caddy Works

Opponent	Site	Score	W/L
Los Angeles City College	H	44-28	W
Pomona	H	51-34	W
La Verne	H	76-19	W
San Diego State	A	49-52	L
San Diego State	A	43-56	L
Idaho	H	29-36	L
Tulane	H	35-37	L
Long Beach Junior College	H	55-27	W
Los Angeles City College	H	47-41	W
Ohio State ¹³	N	38-46	L
Nebraska ¹³	N	30-35	L
Ohio State	H	57-59	L
Nebraska	H	42-40	W
Occidental	A	46-34	W
California ⁴	H	39-54	L
California ⁴	H	33-49	L
USC ⁴	H	36-69	L
Pomona	A	35-43	L
Stanford ⁴	A	44-56	L
Stanford ⁴	A	21-47	L
USC ⁴	H	49-59	L
California ⁴	A	32-54	L
California ⁴	A	22-42	L
Stanford ⁴	H	32-38	L
Stanford ⁴	H	33-37	L
USC ⁴	H	35-43	L
USC ⁴	H	26-57	L

1937-38

Overall: 4-20 PCC: 0-12 (4th-South)

Coach: Caddy Works

Opponent	Site	Score	W/L
Los Angeles Junior College	H	35-21	W
La Verne	H	27-25	W
Chico State	H	33-26	W
Oregon State	A	25-39	L
Oregon	A	26-47	L
Washington State	A	25-48	L
Washington State	A	31-40	L
Idaho	A	19-33	L
Idaho	A	21-30	L
Loyola Marymount	H	29-26	W
Indiana	H	33-42	L
Purdue	H	39-63	L
USC ⁴	A	31-48	L
California ⁴	H	37-39	L
California ⁴	H	27-32	L
USC ⁴	H	30-40	L
Stanford ⁴	H	33-69	L
Stanford ⁴	H	29-56	L
Stanford ⁴	A	31-53	L
Stanford ⁴	A	33-50	L
California ⁴	A	21-32	L
California ⁴	A	22-41	L
USC ⁴	A	33-52	L
USC ⁴	H	35-57	L

1936-37

Overall: 6-14 PCC: 2-10 (4th-South)

Coach: Caddy Works

Opponent	Site	Score	W/L
Compton Junior College	H	39-6	W
Los Angeles Junior College	H	41-30	W
Oregon	A	30-56	L
Washington State	A	23-33	L

YEAR-BY-YEAR RESULTS

Idaho	A	45-34	W
Idaho	A	26-30	L
Oregon State	A	40-38	W
Washington	H	51-52 2ot	L
USC ⁴	H	31-41	L
Stanford ⁴	A	40-63	L
Stanford ⁴	A	36-69	L
USC ⁴	H	31-36	L
California ⁴	A	27-33	L
California ⁴	A	46-44 ot	W
Stanford ⁴	H	40-42	L
Stanford ⁴	H	38-67	L
USC ⁴	H	36-46	L
California ⁴	H	37-33	W
California ⁴	H	31-43	L
USC ⁴	H	29-43	L

1935-36

Overall: 10-13 PCC: 2-10 (4th-South)

Coach: Caddy Works

Opponent	Site	Score	W/L
Baxter Club Glendale	H	36-28	W
Los Angeles Junior College	H	30-22	W
Glendale Junior College	H	50-24	W
Universal Pictures	H	23-20	W
College of Pacific	A	28-31	L
San Jose State	A	30-22	W
Santa Clara	A	42-33	W
Utah State	H	32-43	L
Joe E. Brown All-Stars	H	36-25	W
Utah State	H	40-36	W
Utah State	H	34-44	L
Stanford ⁴	A	30-44	L
Stanford ⁴	A	44-37	W
USC ⁴	A	36-38	L
California ⁴	A	33-35	L
California ⁴	A	26-30	L
USC ⁴	H	24-32	L
Stanford ⁴	H	32-45	L
Stanford ⁴	H	35-39	L
USC ⁴	H	32-36	L
California ⁴	H	32-34	L
California ⁴	H	32-28	W
USC ⁴	A	28-55	L

1934-35

Overall: 11-12 PCC: 4-8 (T-3rd-South)

Coach: Caddy Works

Opponent	Site	Score	W/L
Whittier	A	47-30	W
Los Angeles Junior College	H	31-15	W
Fresno State	A	35-31	W
Chico State	A	43-41 ot	W
San Jose State	A	35-25	W
Santa Clara	A	30-32	L
Universal Pictures	H	11-20	L
Saint Mary's	A	34-38	L
Utah State	H	39-44	L
San Diego State	A	31-28	W
San Diego State	A	34-25	W
USC ⁴	H	34-39	L
USC ⁴	H	22-52	L
USC ⁴	H	22-55	L
USC ⁴	H	33-43	L
California ⁴	H	35-24	W
California ⁴	H	26-38	L
California ⁴	A	39-37 ot	W
California ⁴	A	21-38	L
Stanford ⁴	H	34-27	W
Stanford ⁴	H	38-32	W
Stanford ⁴	A	28-33	L
Stanford ⁴	A	16-35	L

1933-34

Overall: 10-13 PCC: 2-10 (4th-South)

Coach: Caddy Works

Opponent	Site	Score	W/L
Long Beach Junior College	H	52-29	W
Whittier	H	37-27	W

La Verne	H	48-24	W
Chico State	A	31-28	W
Chico State	A	41-23	W
Saint Mary's	A	55-45	W
San Francisco Olympic Club	A	30-35	L
San Francisco Athens AC	A	33-27	W
Santa Clara	A	24-47	L
Santa Clara	A	24-40	L
Los Angeles Junior College	H	35-15	W
Stanford ⁴	H	26-45	L
Stanford ⁴	H	32-31	W
USC ⁴	H	26-39	L
California ⁴	A	31-46	L
California ⁴	A	28-39	L
USC ⁴	H	22-39	L
Stanford ⁴	A	28-31	L
Stanford ⁴	A	34-39	L
California ⁴	H	30-42	L
California ⁴	H	40-38	W
USC ⁴	H	21-46	L
USC ⁴	H	23-32	L

1932-33

Overall: 10-11 PCC: 1-10 (4th-South)

Coach: Caddy Works

Opponent	Site	Score	W/L
La Verne	H	41-34	W
Whittier	H	68-36	W
Hollywood AC	H	82-36	W
Pasadena Majors	H	33-41	L
Los Angeles Junior College	H	32-21	W
Hancock Oilers	H	37-30	W
Nevada	H	50-26	W
Nevada	H	44-29	W
Utah State	H	54-39	W
Santa Clara	H	41-22	W
California ⁴	A	37-40	L
California ⁴	A	29-33	L
USC ⁴	A	27-49	L
Stanford ⁴	A	44-36	W
Stanford ⁴	A	38-41	L
USC ⁴	H	33-39	L
California ⁴	H	28-37	L
California ⁴	H	36-37	L
USC ⁴	H	18-44	L
Stanford ⁴	H	38-40	L
Stanford ⁴	H	35-41	L

1931-32

Overall: 9-10 PCC: 4-7 (3rd-South)

Coach: Caddy Works

Opponent	Site	Score	W/L
Hollywood AC	H	35-20	W
Whittier	H	38-21	W
Whittier	H	48-23	W
Pasadena Majors	H	24-34	L
Utah State	H	27-39	L
Utah State	H	20-33	L
Utah State	H	30-21	W
Los Angeles AC	H	30-25	W
Stanford ⁴	A	22-25	L
Stanford ⁴	A	26-31	L
California ⁴	H	18-29	L
California ⁴	H	25-26	L
USC ⁴	H	19-17	W
Stanford ⁴	H	35-31	W
Stanford ⁴	H	28-18	W
California ⁴	A	28-34	L
California ⁴	A	29-31	L
USC ⁴	A	26-24	W
USC ⁴	A	31-35	L

1930-31

Overall: 9-6 PCC: 4-5 (3rd-South)

Coach: Caddy Works

Opponent	Site	Score	W/L
Whittier	A	57-23	W
Pomona	H	43-15	W
Hollywood AC	H	42-34	W

Los Angeles AC	H	24-41	L
Montana	H	28-27	W
Montana	H	59-27	W
Stanford ⁴	A	32-23	W
Stanford ⁴	A	28-26	W
California ⁴	A	24-26	L
USC ⁴	H	25-16	W
Stanford ⁴	A	28-29	L
California ⁴	A	39-43	L
California ⁴	A	28-30	L
USC ⁴	H	22-24	L
USC ⁴	H	46-23	W

1929-30

Overall: 14-8 PCC: 3-6

Coach: Caddy Works

Opponent	Site	Score	W/L
Elks Club	H	51-34	W
La Verne	H	37-22	W
Pomona	A	48-19	W
Hollywood AC	H	44-32	W
Los Angeles AC	H	23-17	W
Whittier	H	34-14	W
Occidental	H	46-26	W
Cal Tech	H	53-24	W
BYU	H	40-47	L
BYU	H	47-43	W
Utah	H	44-34	W
Utah	H	43-33	W
Utah	H	44-52	L
Stanford ⁴	H	63-30	W
California ⁴	A	26-23	W
USC ⁴	H	16-33	L
Stanford ⁴	A	37-40	L
Stanford ⁴	A	20-15	W
California ⁴	H	29-32	L
California ⁴	H	30-32	L
USC ⁴	H	30-42	L
USC ⁴	H	28-33	L

1928-29

Overall: 7-9 PCC: 1-8

Coach: Caddy Works

Opponent	Site	Score	W/L
Pomona	A	43-22	W
La Verne	A	46-24	W
Hollywood AC	H	40-23	W
Los Angeles AC	H	43-25	W
Utah	A	32-28	W
Utah	A	28-44	L
North Dakota	H	41-29	W
California ⁴	A	21-26	L
California ⁴	A	31-35	L
California ⁴	H	31-47	L
Stanford ⁴	A	20-34	L
Stanford ⁴	H	26-34	L
Stanford ⁴	H	24-32	L
USC ⁴	A	23-28	L
USC ⁴	A	31-39	L
USC ⁴	A	44-33	W

1927-28

Overall: 10-5 PCC: 5-4

Coach: Caddy Works

Opponent	Site	Score	W/L
Pomona	H	53-32	W
Pomona	H	70-10	W
Cal Tech	H	52-16	W
Los Angeles AC	H		W
Hollywood AC	H		W
Pacific Coast Club	H		L
Stanford ⁴	A	29-22	W
Stanford ⁴	A	28-22	W
Stanford ⁴	H	27-34	L
California ⁴	H	34-35	L
California ⁴	H	48-36	W
California ⁴	H	26-33	L
USC ⁴	H	35-45	L
USC ⁴	A	34-27	W

YEAR-BY-YEAR RESULTS

USC ⁴ A 47-37 W

1926-27

Overall: 12-4

Coach: Caddy Works

Opponent	Score	W/L
Hollywood AC	28-36	L
Pacific Coast Club	17-28	L
Oregon Agriculture College	32-22	W
Idaho	17-32	L
Stanford	21-17	W
Stanford	23-21	W
Occidental	32-17	W
San Diego State	31-9	W
San Diego State	28-19	W
Cal Tech	24-16	W
Pomona	48-13	W
Occidental	28-14	W
Redlands	42-26	W
Pomona	42-16	W
Whittier	22-31	L
Whittier	29-23	W

1925-26

Overall: 14-2

Coach: Caddy Works

Opponent	Score	W/L
Hollywood AC	27-25	W
San Diego State	32-17	W
Los Angeles AC	33-19	W
Montana State	36-21	W
Oregon Agriculture College	32-22	W
Stanford	28-15	W
Redlands	32-8	W
Occidental	38-11	W
Occidental	45-14	W
Pomona	37-20	W
Stanford	29-32	L
California	8-22	L
Cal Tech	27-21	W
Whittier	29-23	W
Whittier	18-14	W
Redlands	46-17	W

1924-25

Overall: 11-6

Coach: Caddy Works

Opponent	Score	W/L
La Verne	54-11	W
San Diego State	53-33	W
Oregon Agriculture College	15-20	L
Stanford	17-23	L
Stanford	10-23	L
California	24-33	L
San Francisco Olympic Club	21-25	L
Redlands	48-5	W
Whittier	32-11	W
Pomona	31-18	W
Pomona	29-14	W
Redlands	31-16	W
Occidental	36-20	W
Occidental	23-24	L
Whittier	22-15	W
Cal Tech	29-19	W
Cal Tech	30-20	W

1923-24

Overall: 8-2

Coach: Caddy Works

Opponent	Score	W/L
Cal Tech	51-20	W
Redlands	24-17	W
Occidental	41-9	W
Pomona	32-24	W
Cal Tech	46-24	W
Redlands	28-23	W
Occidental	20-14	W
Whittier	20-22	L

Pomona 29-21 W
Whittier 21-23 L

1922-23

Overall: 12-4

Coach: Caddy Works

Opponent	Score	W/L
Cal Tech	40-15	W
Redlands	34-21	W
Occidental	33-11	W
Whittier	40-11	W
Pomona	27-18	W
Cal Tech	42-13	W
Redlands	24-26	L
Occidental	61-12	W
Pomona	38-27	W
Whittier	37-27	W
California	39-32	W
California	15-47	L
Arizona	43-30	W
Arizona	22-33	L
Arizona	43-30	W
Arizona	22-32	L

1921-22

Overall: 9-1

Coach: Caddy Works

Opponent	Score	W/L
Cal Tech	30-12	W
Redlands	24-26	L
Occidental	33-24	W
Whittier	29-9	W
Pomona	34-22	W
Cal Tech	19-17	W
Redlands	41-19	W
Occidental	34-14	W
Whittier	23-15	W
Pomona	46-18	W

1920-21

Overall: 9-2

Coach: Fred W. Cozens

Opponent	Score	W/L
California	28-36	L
Redlands	29-26	W
Pomona	24-21	W
Cal Tech	32-18	W
Redlands	26-22	W
Occidental	36-26	W
Whittier	18-16	W
Whittier	26-24	W
Pomona	36-24	W
Cal Tech	37-22	W
California	29-46	L

1919-20

Overall: 12-2

Coach: Fred W. Cozens

Opponent	Score	W/L
Manual Arts HS	46-38	W
Hollywood HS	45-21	W
Los Angeles Poly HS	26-22	W
Los Angeles Poly HS	21-12	W
Redlands	21-34	L
Occidental	41-29	W
Pomona	44-29	W
Whittier	33-23	W
Throop	36-25	W
Occidental	43-30	W
Pomona	33-30	W
Whittier	33-21	W
Throop	30-41	L
Redlands	23-17	W

YEAR-BY-YEAR RESULTS LEGEND

- 1 - Pacific-10 Conference Game
- 2 - Pacific-8 Conference Game
- 3 - Athletic Association of Western Universities Game
- 4 - Pacific Coast Conference Game
- 5 - Pacific-10 Conference Tournament (Staples Center)
- 6 - Pacific-10 Conference Tournament (Tempe, AZ)
- 7 - Pacific-10 Conference Tournament (Great W. Forum)
- 8 - Pacific-10 Conference Tournament (Tucson, AZ)
- 9 - Pacific-10 Conference Tournament (Pauley Pavilion)
- 10 - NCAA Tournament
- 10+ - NCAA Tournament (Final Four)
- 10- - NCAA Tournament Semifinal Consolation Game
- 10~- - NCAA West Regional Consolation Game (Provo, UT)
- 11 - Postseason NIT Early Rounds (Pauley Pavilion)
- 12 - Postseason NIT Tournament Semifinals (New York)
- 12+ - Postseason NIT Tournament Final (New York)
- 13 - Game played in Berkeley, CA
- 14 - Game played in Buffalo, NY
- 15 - Game played in San Francisco, CA
- 16 - Game played in East Lansing, MI
- 17 - Game played in Lexington, KY
- 18 - Game played in Long Beach, CA
- 19 - Game played in New York, NY
- 20 - Game played in Bakersfield, CA
- 21 - Game played in Houston, TX
- 22 - Game played in Lawrence, KS
- 23 - Game played in Manhattan, KS
- 24 - Game played at Chicago Stadium (Chicago, IL)
- 25 - Game played in Charlotte, NC
- 26 - Game played at Houston Astrodome (Houston, TX)
- 27 - Games played at Madison Square Garden (New York, NY)
- 28 - Game played in St. Louis, MO
- 29 - Game played in Chicago, IL
- 30 - Game played in Oakland, CA
- 31 - Game played in Atlanta, GA
- 32 - Game played at Yoyogi Gymnasium (Tokyo, Japan)
- 33 - Game played at Meadowlands Arena (East Rutherford, NJ)
- 34 - Game played at The Superdome (New Orleans, LA)
- 35 - Game played at Georgia Dome (Atlanta, GA)
- 36 - Game played at Oakland Arena (Oakland, CA)
- 37 - Game played at Greensboro Coliseum (Greensboro, NC)
- 38 - Game played at Spokane Arena (Spokane, WA)
- 39 - Game played at United Center (Chicago, IL)
- 40 - Game played at Cow Palace (San Jose, CA)
- 41 - Game played at Key Arena (Seattle, WA)
- 42 - Game played at Great Western Forum (Los Angeles)
- 43 - L.A. Classic (Los Angeles Sports Arena)
- 44 - Milwaukee Classic (Milwaukee, WI)
- 45 - ECAC Holiday Festival (New York, NY)
- 46 - Bruin Classic (Pauley Pavilion)
- 47 - Steel Bowl (Pittsburgh, PA)
- 48 - Sugar Bowl Tournament (New Orleans, LA)
- 49 - Maryland Invitational (College Park, MD)
- 50 - Big Apple Preseason NIT 1st Round (Pauley Pavilion)
- 51 - Big Apple Preseason NIT 2nd Round (Albuquerque, NM)
- 52 - Great Alaska Shootout (Anchorage, AK)
- 53 - Hall of Fame Tip-Off Classic (Springfield, MA)
- 54 - Preseason NIT 1st and 2nd Rounds (Pauley Pavilion)
- 55 - Preseason NIT Championship Round (New York, NY)
- 56 - John R. Wooden Classic (Anaheim, CA)
- 57 - Maui Classic (Maui, HI)
- 58 - Puerto Rico Shootout (San Juan, Puerto Rico)
- 59 - Pearl Harbor Invitational (Laie, HI)
- 60 - Coaches vs. Cancer Tournament (New York, NY)
- 61 - Maui Invitational (Maui, HI)
- 62 - Wooden Tradition (Indianapolis, IN)
- 63 - NIT Season Tip-Off 1st and 2nd Rounds (Pauley Pavilion)
- 64 - NIT Season Tip-Off Championship Round (New York, NY)
- 65 - CBE Classic First and Second Rounds (Pauley Pavilion)
- 66 - CBE Classic Semifinals and Final (Kansas City, MO)
- 67 - Pac-10/Big 12 Hardwood Series (Pauley Pavilion)
- 68 - 2K Sports Classic 1st and 2nd Rounds (Pauley Pavilion)
- 69 - 2K Sports Classic Semifinal (New York, MSG)
- 70 - 76 Classic (Anaheim, CA)