

# AUSTRALIAN FILMS AT THE AUSTRALIAN BOX OFFICE



This report analyses box office takings of Australian theatrical releases from 1964 onwards, adjusted for inflation. The analysis allows for an accurate comparison of the performance of Australian films at the Australian box office over time. A historical snapshot of film classifications, percentages of opening week takings and maximum release screens is also provided to demonstrate variations between Australian film releases and all films released at the Australian box office.

## ***Methodology***

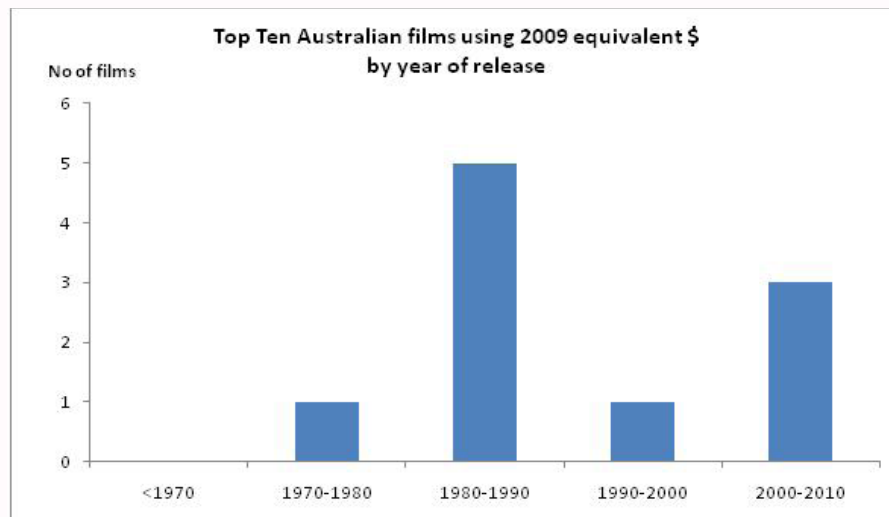
Box office and film classification data contained in this analysis was sourced from the Motion Picture Distributors Association of Australia (MPDAA). The MPDAA have estimated box office takings of some early titles. Titles for which neither takings nor an MPDAA estimate were available have not been included in box office takings analysis.

Box office takings have been converted to 2009 box office equivalent dollars using Australian annual inflation rates, based on the Consumer Price Index (CPI) published by the Australian Bureau of Statistics (ABS). The introduction of the decimal system in 1966 has changed the way inflation is calculated therefore data before 1966 has not been included. Please note: this calculation is only applicable as of the date of publication and will need to be adjusted for future years.

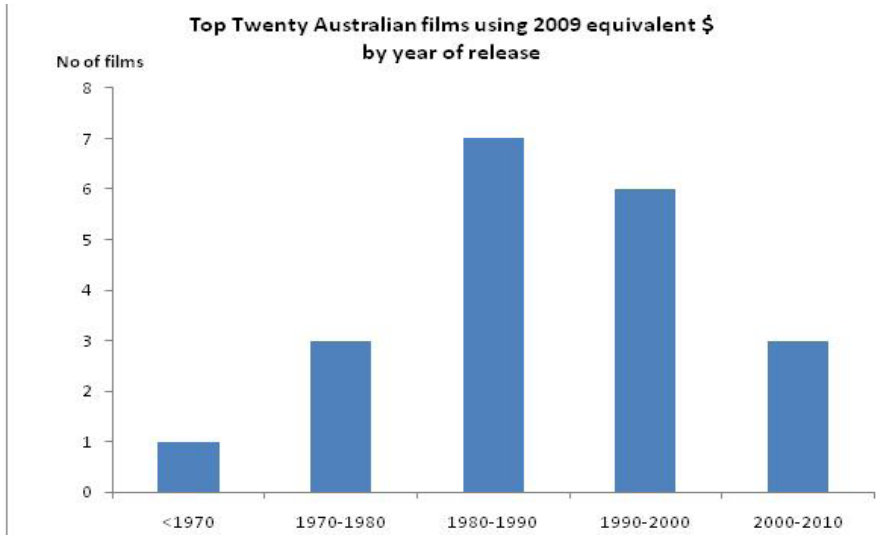
## ***Film Victoria's Observations***

The top 20 Australian films at the Australian box office by Equivalent box office Takings are provided in the table below. Most films in the top 20 were made in the 1980s and 1990s, and many of these titles could be considered to present quintessentially "Australian" stories, characters, settings or themes.

<b>TITLE</b>	<b>YEAR</b>	<b>RECORDED BOX OFFICE</b>	<b>BOX OFFICE EQUIVALENT 2009</b>
CROCODILE DUNDEE	1986	\$47,707,045	\$104,001,358
BABE: THE GALLANT PIG	1995	\$36,776,544	\$52,958,223
MAN FROM SNOWY RIVER, THE	1982	\$17,228,160	\$50,133,946
CROCODILE DUNDEE 2	1988	\$24,916,805	\$46,843,593
AUSTRALIA	2008	\$37,555,757	\$38,306,872
GALLIPOLI (1981)	1981	\$11,740,000	\$38,037,600
ALVIN PURPLE	1973	\$4,720,000	\$36,721,600
MAD MAX 2	1981	\$10,847,491	\$35,145,871
MOULIN ROUGE	2001	\$27,734,406	\$34,668,008
HAPPY FEET	2006	\$31,786,164	\$34,646,919
STRICTLY BALLROOM	1992	\$21,760,400	\$33,946,224
PICNIC AT HANGING ROCK	1975	\$5,120,000	\$30,003,200
THEY'RE A WEIRD MOB	1966	\$2,417,000	\$26,127,770
YOUNG EINSTEIN	1988	\$13,383,377	\$25,160,749
ADVENTURES OF PRISCILLA: QUEEN OF THE DESERT, THE	1994	\$16,459,245	\$24,688,868
PHAR LAP	1983	\$9,258,884	\$24,443,454
MURIEL'S WEDDING	1994	\$15,765,571	\$23,648,357
DISH, THE	2000	\$17,999,473	\$23,579,310
MAD MAX	1979	\$5,355,490	\$20,939,966
PIANO, THE	1993	\$11,240,484	\$17,197,941



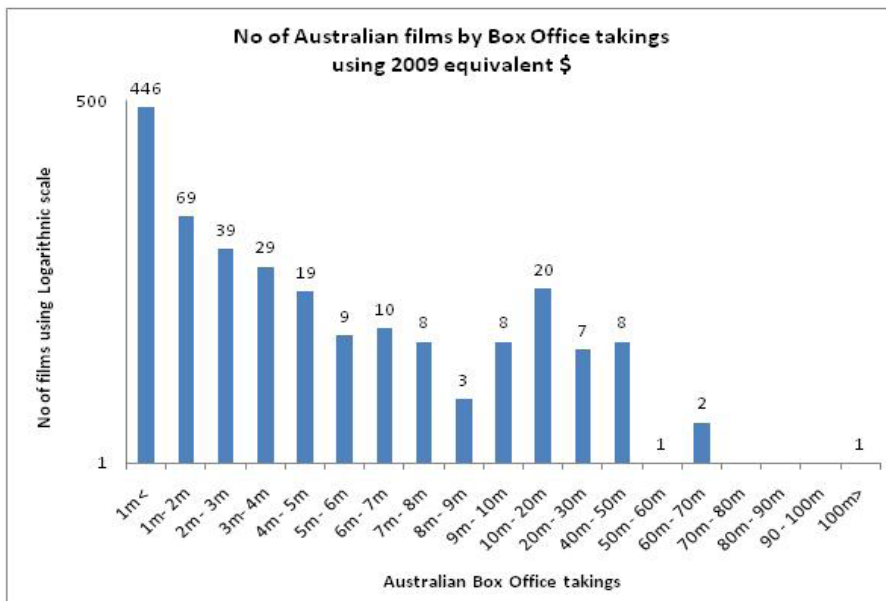
GRAPH 1



GRAPH 2

Graphs 1 and 2 show that the majority of the top 10 and top 20 highest earning Australian films were released in the 1980s and 1990s.

Graph 3 and Chart 1(next page) illustrate that using equivalent dollars, most Australian films have taken less than 1 million at the Australian box office (66%), 10% have taken between 1 million and 2 million and 6 % between 2 million and 3 million.



GRAPH 3

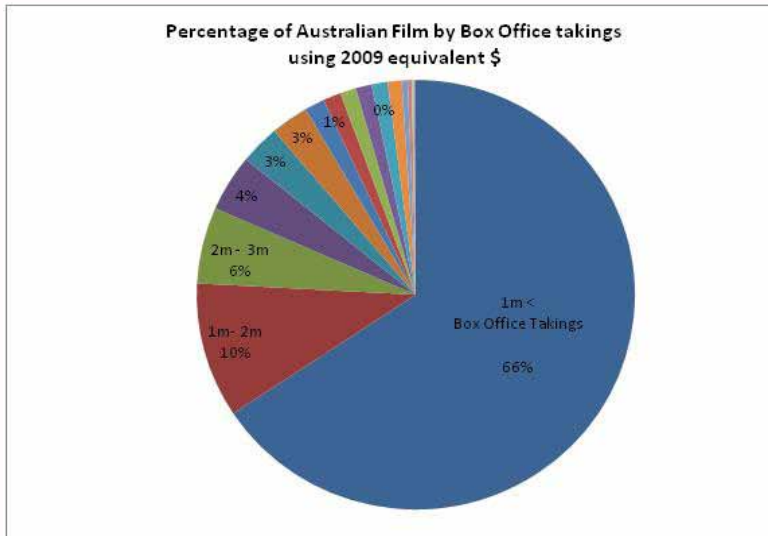
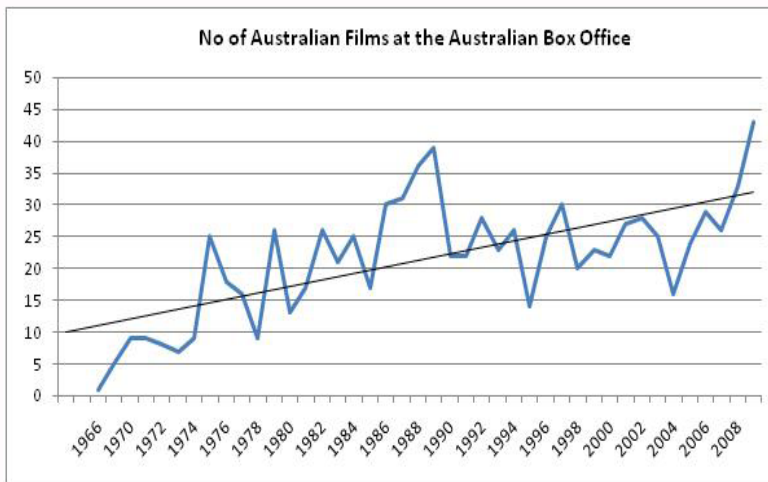


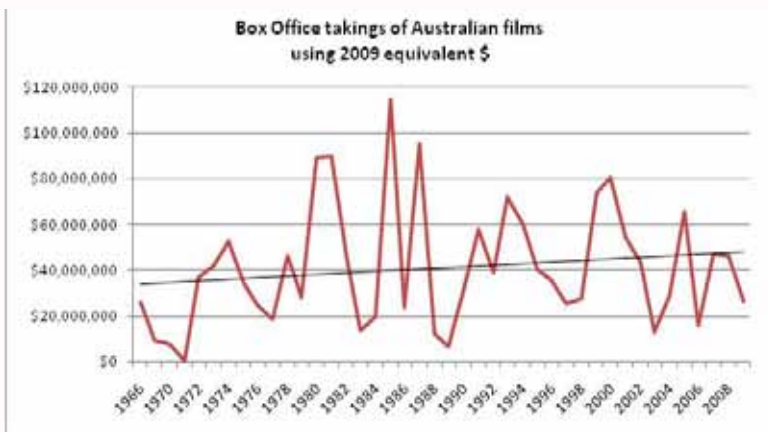
CHART 1



GRAPH 4

GRAPH 4 INCLUDES ALL AUSTRALIAN FILMS RELEASED IN AUSTRALIA AS PER THE MPDAA

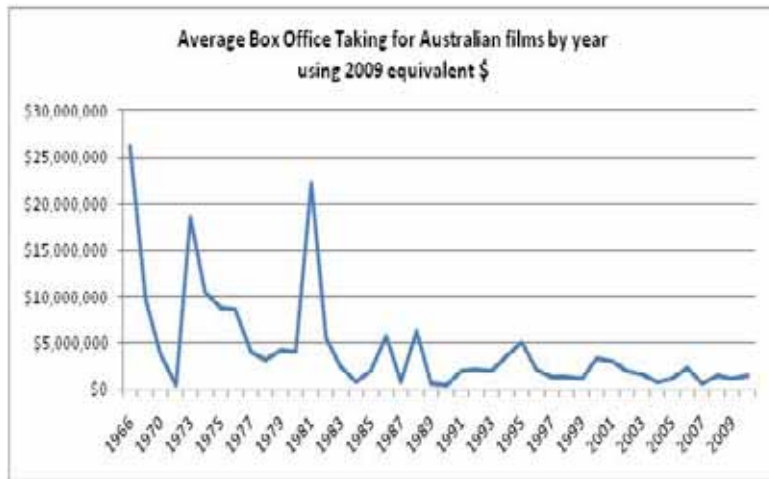
The number of Australian releases per year has fluctuated, but there is a noticeable trend indicating an overall increase in the number of Australian releases over time.



GRAPH 5

Box office takings for Australian films are variable as seen in Graph 5. Currently, the box office performance of Australian films is lower than in recent years, down from higher points in 2000 and 2005.

As the MPDAA did not capture box office takings for some early films, any comparison between the number of releases and box office takings is problematic. However, when excluding all titles with no known box office, in Graph 6 below, it is evident that average box office takings for Australian films have fallen considerably.



GRAPH 6

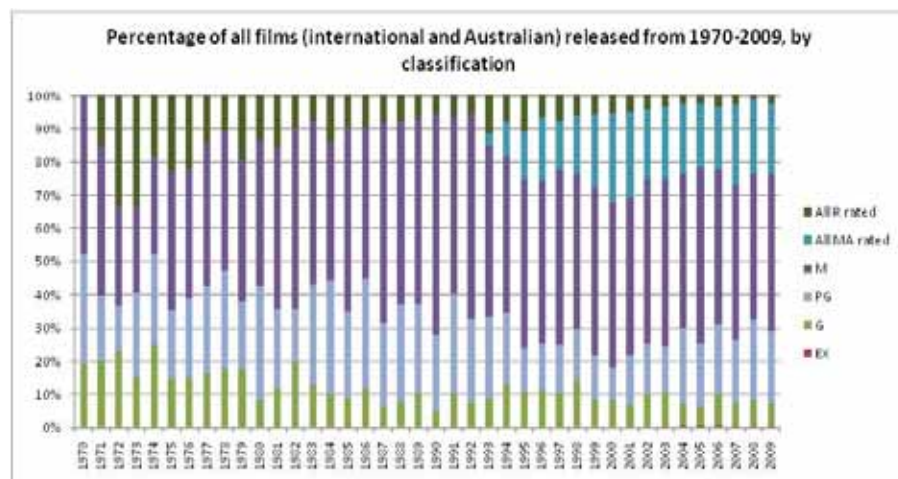
Screen Australia provides a history of the share of the Australian box office for Australian feature films compared to international titles.

- <http://www.screenaustralia.gov.au/gtp/wcboshare.html>



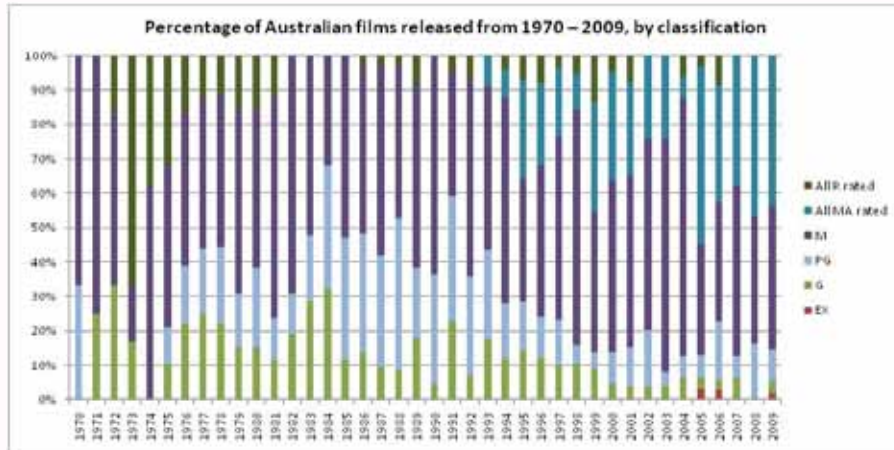
**Films Released in Australia by box office takings and film classification**

Graphs 7 and 8 show films released by classification. Data has been sourced from the MPDAA where classifications are available. MA and its successor MA15+ have been combined into the single category of All MA rated. Similarly, R and its successor R18+ have been combined into an All R rated category. Films classified as EX were films exempt from classification.



GRAPH 7

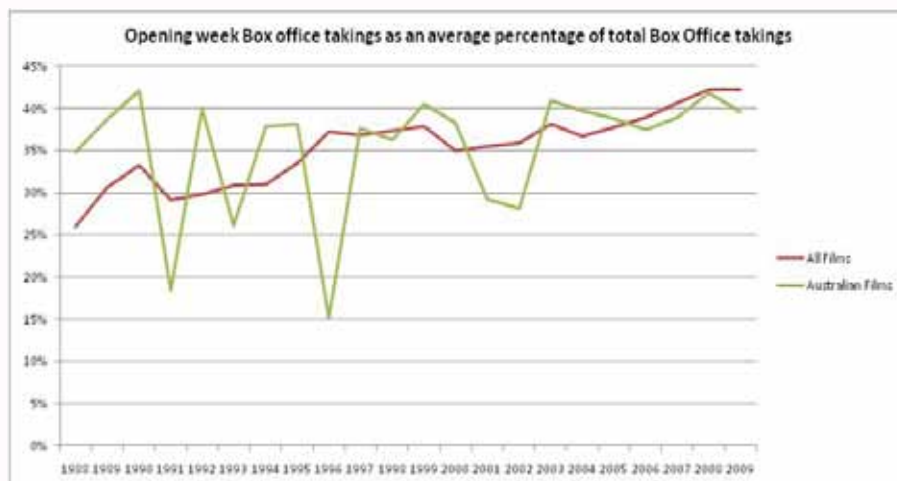
Graph 7, which shows Australian and international films released at the box office, illustrates an obvious decline in the release and/or classification of R rated films, which may in large part be due to the introduction of the MA classification. There is a less dramatic, but still noteworthy decline in G rated films. The majority of releases have been M rated in every year since 1974.



GRAPH 8

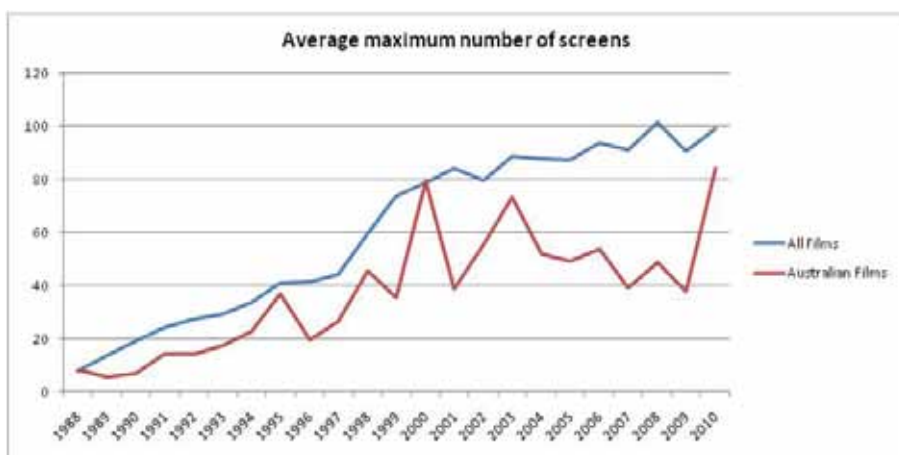
Graph 8, which focusses only on Australian films at the box office, also reveals a sharp decline in the release and/or the classification of R rated films from a high point in 1973, where R rated films made up 67% of Australian film releases.

The decline in the number of G and PG rated Australian films is dramatic. The majority of releases have been M rated, however the share of MA films has experienced a larger growth rate in Australian films and in recent years the number of films with an MA rating are comparable or even exceeded the M rating.



GRAPH 9

Graph 9 illustrates the significance of opening week performance to a film's total box office takings. From 1988-2009 all films released at the Australian box office achieved an average between 15%-45% of their final box office takings within the opening week. Notwithstanding a significant variation in 1996 and 1991, results are fairly consistent between all films and Australian films.



GRAPH 10

Graph 10 demonstrates the upward trend in the average number of maximum screens over time for all films released in Australia, reflecting the rise of ‘multiplexes’ and subsequent growth in the number of available screens<sup>1</sup> over time. For Australian films, the pattern is more variable including a considerable decline in the number of release screens for Australian content after 2003 however in 2010 a number of large release Australian films are closing the gap.

.....

***Australian Films from 1966 to 2010, with known Australian box office takings (sorted alphabetically)***

<b>TITLE</b>	<b>YEAR</b>	<b>RECORDED BOX OFFICE</b>	<b>BOX OFFICE EQUIVALENT 2009</b>
2:37	2006	\$447,390	\$487,655
4	2007	\$118,270	\$125,366
\$9.99	2009	\$47,300	\$47,300
15 AMORE	2000	\$16,831	\$22,049
48 SHADES	2006	\$193,330	\$210,730
50 YEARS OF SILENCE	1994	\$11,000	\$16,500
ABC OF LOVE AND SEX AUSTRALIA STYLE	1978	\$447,000	\$1,904,220
ACCIDENTS HAPPEN	2010	\$157,131	\$157,131
ADAMS WOMAN	1970	\$15,000	\$143,250
ADVENTURES OF BARRY MCKENZIE	1972	\$47,000	\$399,500
ADVENTURES OF PRISCILLA: QUEEN OF THE DESERT, THE	1994	\$16,459,245	\$24,688,868
AGE OF CONSENT	1969	\$981,000	\$9,711,900
ALEXANDRA'S PROJECT	2003	\$844,494	\$996,503
ALL MEN ARE LIARS	1995	\$836,606	\$1,204,713
ALL MY FRIENDS ARE LEAVING BRISBANE	2007	\$43,524	\$46,135
ALVIN PURPLE	1973	\$4,720,000	\$36,721,600
ALVIN RIDES AGAIN	1974	\$1,880,000	\$12,690,000

<sup>1</sup> For more information on the total number of screens, theatre capacity and number of seats <http://www.screenaustralia.gov.au/gtp/wcsttotal.html>

<b>TITLE</b>	<b>YEAR</b>	<b>RECORDED BOX OFFICE</b>	<b>BOX OFFICE EQUIVALENT 2009</b>
AMY	1998	\$599,724	\$833,616
ANGEL BABY	1995	\$1,070,726	\$1,541,845
ANGST	2000	\$58,850	\$77,094
ANIMAL KINGDOM	2010	\$4,734,657	\$4,734,657
ANIMATED	1989	\$18,000	\$31,320
ANTARCTICA	1996	\$4,546,482	\$6,365,075
AS TIME GOES BY	1988	\$5,854	\$11,006
ATTACK FORCE Z	1982	\$88,000	\$256,080
AUSSIE ASSAULT	1984	\$162,412	\$412,526
AUSTRALIA	2008	\$37,555,757	\$38,306,872
AUSTRALIA: LAND BEYOND TIME	2003	\$911,679	\$1,075,781
AUSTRALIAN DREAM	1987	\$45,000	\$90,450
AUSTRALIAN MADE	1987	\$43,479	\$87,393
AUSTRALIAN RULES	2002	\$567,333	\$692,146
AVENGERS OF THE REEF	1973	\$27,000	\$210,060
AYA	1991	\$40,400	\$63,832
BABE: PIG IN THE CITY	1998	\$7,771,751	\$10,802,734
BABE: THE GALLANT PIG	1995	\$36,776,544	\$52,958,223
BACK OF BEYOND	1995	\$49,601	\$71,425
BACKSLIDING	1992	\$5,054	\$7,884
BACKSTAGE	1988	\$8,000	\$15,040
BAD BOY BUBBY	1994	\$808,789	\$1,213,184
BAD BUSH	2009	\$3,961	\$3,961
BAD EGGS	2003	\$2,317,820	\$2,735,028
BALIBO	2009	\$1,330,863	\$1,330,863
BANK, THE	2001	\$2,515,917	\$3,144,896
BARRY MCKENZIE HOLDS HIS OWN	1974	\$1,407,000	\$9,497,250
BASTARDY	2009	\$37,570	\$37,570
BEAUTIFUL	2009	\$56,101	\$56,101
BEAUTIFUL KATE	2009	\$1,618,490	\$1,618,490
BEDEVIL	1993	\$27,300	\$41,769
BENEATH CLOUDS	2002	\$548,416	\$669,068
BENEATH HILL 60	2010	\$3,209,471	\$3,209,471
BET, THE	2007	\$25,032	\$26,534
BETTER THAN SEX	2000	\$1,266,018	\$1,658,484
BEWARE GREEKS BEARING GUNS	2002	\$92,142	\$112,413
BIG STEAL, THE	1990	\$2,351,628	\$3,833,154
BIGGER THAN TINA	1999	\$15,000	\$20,550
BILLY'S HOLIDAY	1995	\$68,472	\$98,600
BITTER & TWISTED	2008	\$12,555	\$12,806



<b>TITLE</b>	<b>YEAR</b>	<b>RECORDED BOX OFFICE</b>	<b>BOX OFFICE EQUIVALENT 2009</b>
BLACK AND WHITE	2002	\$177,886	\$217,021
BLACK BALLOON, THE	2008	\$2,265,689	\$2,311,003
BLACK HARVEST	1992	\$52,736	\$82,268
BLACK ROBE	1992	\$2,036,056	\$3,176,247
BLACK WATER	2008	\$111,989	\$114,229
BLACKROCK	1997	\$1,136,983	\$1,591,776
BLESSED	2009	\$457,898	\$457,898
BLINKY BILL	1992	\$1,903,659	\$2,969,708
BLISS	1985	\$1,144,863	\$2,724,774
BLOOD OATH	1990	\$707,194	\$1,152,726
BLOODMOON	1990	\$419,769	\$684,223
BLOWIN' IN THE WIND	2005	\$9,230	\$10,430
BLUE FIN	1978	\$703,000	\$2,994,780
BLURRED	2002	\$1,454,428	\$1,774,402
BMX BANDITS	1983	\$124,649	\$329,073
BODY WORK	1989	\$85,700	\$149,118
BOOK OF REVELATION, THE	2006	\$271,261	\$295,674
BOOTMEN	2000	\$2,720,302	\$3,563,596
BOULEVARD OF BROKEN DREAMS	1988	\$126,359	\$237,555
BOX, THE	1975	\$857,000	\$5,022,020
BOXING DAY	2007	\$2,588	\$2,743
BOYS ARE BACK, THE	2009	\$2,117,064	\$2,117,064
BOYS, THE	1998	\$709,038	\$985,563
BOYTOWN	2006	\$3,135,972	\$3,418,209
BRA BOYS	2007	\$1,698,976	\$1,800,915
BRAN NUE DAE	2010	\$7,575,178	\$7,575,178
BREAKER MORANT	1980	\$4,735,000	\$16,809,250
BREAKFAST IN PARIS	1982	\$42,000	\$122,220
BREAKING LOOSE	1988	\$28,648	\$53,858
BREATHING UNDERWATER	1992	\$17,200	\$26,832
BRIGHT STAR	2009	\$3,110,560	\$3,110,560
BRILLIANT LIES	1996	\$199,329	\$279,061
BROKEN HIGHWAY	1994	\$18,300	\$27,450
BROKEN SUN	2008	\$5,089	\$5,191
BUDDIES	1983	\$81,777	\$215,891
BULLETS OF THE POETS	1987	\$8,064	\$16,209
BULLSEYE	1989	\$2,847	\$4,954
BURKE & WILLS	1985	\$1,567,000	\$3,729,460
BURKE AND WILLS	2007	\$4,630	\$4,908
BURNING PLAIN, THE	2010	\$40,735	\$40,735
BURNING SEASON, THE	2009	\$19,283	\$19,283
BUSH CHRISTMAS	1983	\$122,035	\$322,172
BUSHFIRE MOON	1987	\$493,871	\$992,681

<b>TITLE</b>	<b>YEAR</b>	<b>RECORDED BOX OFFICE</b>	<b>BOX OFFICE EQUIVALENT 2009</b>
BUSHFIRE MOON	1987	\$493,871	\$992,681
CACTUS	2008	\$160,934	\$164,153
CACTUS	1986	\$73,751	\$160,777
CADDIE	1976	\$2,847,000	\$14,718,990
CANDY	2006	\$1,630,587	\$1,777,340
CAPPUCCINO	1989	\$42,100	\$73,254
CAREFUL HE MIGHT HEAR YOU	1983	\$2,431,126	\$6,418,173
CASTANET CLUB, THE	1991	\$25,100	\$39,658
CASTLE, THE	1997	\$10,326,428	\$14,456,999
CATERPILLAR WISH, THE	2006	\$456,018	\$497,060
CATHY'S CHILD	1979	\$135,000	\$527,850
CEDAR BOYS	2009	\$204,160	\$204,160
CELEBRITY: DOMINICK DUNNE	2008	\$23,142	\$23,605
CELIA	1989	\$23,336	\$40,605
CHAIN REACTION, THE	1980	\$796,000	\$2,825,800
CHANT OF JIMMIE BLACKSMITH, THE	1978	\$1,021,000	\$4,349,460
CHARLIE & BOOTS	2009	\$3,857,743	\$3,857,743
CHARLOTTE GRAY	2002	\$4,188,497	\$5,109,966
CHIFLEYS OF BUSBY STREET, THE	2009	\$13,658	\$13,658
CHILDREN OF THE REVOLUTION	1996	\$969,444	\$1,357,222
CHILDREN OF THE SILK ROAD	2008	\$1,200,373	\$1,224,380
CHILDREN OF TIBET	2005	\$8,777	\$9,918
CHILE - HASTA CUANDO?	1986	\$25,100	\$54,718
CHOIR, THE	2009	\$9,533	\$9,533
CHOPPER	2000	\$5,912,119	\$7,744,876
CLINIC, THE	1983	\$414,000	\$1,092,960
CLOSED FOR WINTER	2009	\$53,370	\$53,370
CLUB, THE	1980	\$804,000	\$2,854,200
CLUBLAND	2007	\$1,501,002	\$1,591,062
COCA-COLA KID, THE	1985	\$36,365	\$86,549
COFFIN ROCK	2009	\$31,312	\$31,312
COLD SUMMER, A	2004	\$20,380	\$23,641
COMBINATION, THE	2009	\$742,355	\$742,355
COOL CHANGE	1986	\$60,868	\$132,692
COOLANGATTA GOLD	1984	\$1,365,000	\$3,467,100
COSI	1996	\$2,896,980	\$4,055,772
COUNTRY LIFE	1994	\$360,957	\$541,436
CRACKERJACK	2002	\$8,618,107	\$10,514,091
CRACKERS	1998	\$1,263,230	\$1,755,890
CRAIC, THE	1999	\$5,265,935	\$7,214,331
CROCODILE DUNDEE	1986	\$47,707,045	\$104,001,358
CROCODILE DUNDEE 2	1988	\$24,916,805	\$46,843,593
BUSHFIRE MOON	1987	\$493,871	\$992,681

<b>TITLE</b>	<b>YEAR</b>	<b>RECORDED BOX OFFICE</b>	<b>BOX OFFICE EQUIVALENT 2009</b>
CROCODILE DUNDEE IN L.A.	2001	\$7,759,103	\$9,698,879
CROCODILE HUNTER, THE	2002	\$3,892,095	\$4,748,356
CROOKED BUSINESS	2008	\$27,804	\$28,360
CROP, THE	2004	\$208,739	\$242,137
CROSSING, THE	1990	\$87,392	\$142,449
CROSSTALK	1982	\$26,000	\$75,660
CUNNAMULLA	2000	\$132,485	\$173,555
CUP, THE	2000	\$849,580	\$1,112,950
CUT	2000	\$501,979	\$657,592
DAGS	1998	\$17,171	\$23,868
DAISY AND SIMON	1989	\$2,261	\$3,934
DALKEITH	2001	\$10,500	\$13,125
DANCE ME TO MY SONG	1998	\$175,138	\$243,442
DANGEROUS GAME	1991	\$31,802	\$50,247
DANGEROUS SUMMER, A	1982	\$33,000	\$96,030
DANNY DECKCHAIR	2003	\$1,050,383	\$1,239,452
DATING THE ENEMY	1996	\$2,620,325	\$3,668,455
DAYBREAKERS	2010	\$2,448,050	\$2,448,050
DAYDREAM BELIEVER	1992	\$24,885	\$38,821
DEAD CALM	1989	\$2,444,407	\$4,253,268
DEAD HEART	1996	\$518,203	\$725,484
DEAD LETTER OFFICE	1998	\$268,699	\$373,492
DEAD-END DRIVE-IN	1986	\$68,000	\$148,240
DEADLY	1992	\$25,421	\$39,657
DEAR CLAUDIA	1999	\$265,464	\$363,686
DEATH DEFYING ACTS	2008	\$713,741	\$728,016
CLOSED FOR WINTER	2009	\$53,370	\$53,370
DEATH IN BRUNSWICK	1991	\$2,725,169	\$4,305,767
DECEMBER BOYS	2007	\$633,606	\$671,622
DECK DOGZ	2005	\$286,708	\$323,980
DELINQUENTS, THE	1989	\$3,370,650	\$5,864,931
DEVIL'S PLAYGROUND, THE	1976	\$334,000	\$1,726,780
DIANA & ME	1997	\$205,783	\$288,096
DIARIES OF VASLAV NIJINSKY, THE	2002	\$39,996	\$48,795
DINGO	1992	\$132,500	\$206,700
DIPLOMAT, THE	2000	\$13,598	\$17,813
DIRTY DEEDS	2002	\$5,083,187	\$6,201,488
DISGRACE	2009	\$1,166,294	\$1,166,294
DISH, THE	2000	\$17,999,473	\$23,579,310
DOGS IN SPACE	1987	\$367,351	\$738,376
DOING TIME FOR PATSY CLINE	1997	\$671,639	\$940,295
DON'S PARTY	1976	\$871,000	\$4,503,070

<b>TITLE</b>	<b>YEAR</b>	<b>RECORDED BOX OFFICE</b>	<b>BOX OFFICE EQUIVALENT 2009</b>
DOT AND KEETO	1986	\$74,376	\$162,140
DOUBLE DEAL	1983	\$3,731	\$9,850
DR. PLONK	2007	\$83,450	\$88,457
DREAMS FOR LIFE	2005	\$5,291	\$5,979
DUST OFF THE WINGS	1997	\$202,099	\$282,939
DUSTY	1983	\$810,000	\$2,138,400
DYING BREED	2008	\$525,384	\$535,892
EARTHLING, THE	1980	\$72,000	\$255,600
ECHOES OF PARADISE	1988	\$19,851	\$37,320
EM 4 JAY	2006	\$3,110	\$3,390
EMERALD CITY	1989	\$192,831	\$335,526
EMOH RUO	1985	\$34,000	\$80,920
EMPTY BEACH	1985	\$34,341	\$81,732
EPSILON	1997	\$2,373	\$3,322
ERSKINEVILLE KINGS	1999	\$183,691	\$251,657
EVIL ANGELS	1988	\$3,006,964	\$5,653,092
EXCHANGE LIFEGUARD	1993	\$3,634	\$5,560
EXTRA, THE	2005	\$749,118	\$846,503
F.J. HOLDEN, THE	1977	\$710,000	\$3,266,000
FACING THE MUSIC	2001	\$182,901	\$228,626
FAIR GAME	1986	\$13,902	\$30,306
FAR EAST	1982	\$1,972,000	\$5,738,520
FAST TALKING	1984	\$100,118	\$254,300
FAT PIZZA	2003	\$3,651,320	\$4,308,558
FATAL BOND	1992	\$13,871	\$21,639
FATTY FINN	1980	\$1,064,000	\$3,777,200
FEELING SEXY	1999	\$475,000	\$650,750
FELICITY	1979	\$532,000	\$2,080,120
FIGHTING BACK	1983	\$121,000	\$319,440
FINAL WINTER, THE	2007	\$284,354	\$301,415
FINISHED PEOPLE, THE	2003	\$75,431	\$89,009
FIRST CONTACT	1983	\$120,000	\$316,800
FISTFUL OF FLIES	1997	\$9,490	\$13,286
FLIRTING	1991	\$1,655,044	\$2,614,970
FLOATING LIFE	1996	\$141,398	\$197,957
FOND MEMORIES OF CUBA	2002	\$60,929	\$74,333
FOOTROT FLATS: THE DOG'S TALE	1987	\$4,317,000	\$8,677,170
FOOTY LEGENDS	2006	\$557,331	\$607,491
FOR ALL THE WORLD TO SEE	1992	\$11,400	\$17,784
FOR LOVE ALONE	1986	\$193,000	\$420,740
FORBIDDEN LIE\$	2007	\$401,027	\$425,089
FORTRESS	1993	\$2,855,154	\$4,368,386

<b>TITLE</b>	<b>YEAR</b>	<b>RECORDED BOX OFFICE</b>	<b>BOX OFFICE EQUIVALENT 2009</b>
FORTRESS	1986	\$139,000	\$303,020
FRAN	1985	\$111,903	\$266,329
FRAUDS	1994	\$29,740	\$44,610
FREEDOM	1982	\$157,000	\$456,870
FRENCHMAN'S FARM	1987	\$2,780	\$5,588
FRESH AIR	1998	\$10,050	\$13,970
FRIENDS AND ENEMIES	1987	\$4,500	\$9,045
FRINGE DWELLERS, THE	1986	\$174,433	\$380,264
FROG DREAMING	1986	\$171,000	\$372,780
GABRIEL	2007	\$1,405,455	\$1,489,782
GALLIPOLI	1981	\$11,740,000	\$38,037,600
GARAGE DAYS	2002	\$1,343,762	\$1,639,390
GARBO	1992	\$32,227	\$50,274
GEORGIA	1989	\$44,205	\$76,917
GETTIN' SQUARE	2003	\$2,292,587	\$2,705,253
GETTING OF WISDOM, THE	1977	\$982,000	\$4,517,200
GINGER MEGGS	1982	\$990,000	\$2,880,900
GIRL CLOCK!	2010	\$43,434	\$43,434
GLASS: A PORTRAIT OF PHILIP IN TWELVE PARTS	2008	\$26,768	\$27,303
GLOBAL HAYWIRE	2008	\$21,926	\$22,365
GOD ON MY SIDE	2006	\$355,120	\$387,081
GODDESS OF 1967, THE	2001	\$103,449	\$129,311
GODZILLA: FINAL WARS	2005	\$10,490	\$11,854
GOING VERTICAL	2010	\$9,699	\$9,699
GONE	2007	\$88,748	\$94,073
GOOD LOOKER, THE	1996	\$3,897	\$5,456
GOOD WOMAN OF BANGKOK, THE	1992	\$137,044	\$213,789
GREEN CARD	1991	\$10,585,960	\$16,725,817
GREEN TEA AND CHERRY RIPE	1989	\$14,300	\$24,882
GREENKEEPING	1993	\$17,100	\$26,163
GRIEVOUS BODILY HARM	1988	\$82,267	\$154,662
GROSS MISCONDUCT	1993	\$439,598	\$672,585
GROUND ZERO	1987	\$178,576	\$358,938
GUMSHOE	1992	\$7,366	\$11,491
HALF LIFE	1986	\$11,264	\$24,556
HAMMERS OVER THE ANVIL	1994	\$50,491	\$75,737
HAPPY FEET	2006	\$31,786,164	\$34,646,919
HARD WORD, THE	2002	\$2,957,456	\$3,608,096
HARLEQUIN	1980	\$364,000	\$1,292,200
HATING ALISON ASHLEY	2005	\$2,085,751	\$2,356,899
HE DIED WITH A FELAFEL IN HIS HAND	2001	\$820,999	\$1,026,249
HEAD ON	1998	\$1,788,613	\$2,486,172

<b>TITLE</b>	<b>YEAR</b>	<b>RECORDED BOX OFFICE</b>	<b>BOX OFFICE EQUIVALENT 2009</b>
HEARTBREAK KID, THE	1993	\$2,658,819	\$4,067,993
HEATWAVE	1982	\$267,000	\$776,970
HEAVEN'S BURNING	1997	\$55,780	\$78,092
HERCULES RETURNS	1993	\$318,788	\$487,746
HEY, HEY, IT'S ESTHER BLUEBURGER	2008	\$863,950	\$881,229
HIDDEN HISTORY OF HOMOSEXUAL AUSTRALIA, THE	2005	\$20,120	\$22,736
HIGH ROLLING	1977	\$841,000	\$3,868,600
HIGH TIDE	1987	\$206,185	\$414,432
HISTORY OF AUSTRALIAN SURFING	1986	\$21,211	\$46,240
HOLIDAYS ON THE RIVER YARRA	1991	\$24,600	\$38,868
HOLY SMOKE	1999	\$1,380,029	\$1,890,640
HOME SONG STORIES	2007	\$452,488	\$479,637
HONOURABLE WALLY NORMAN, THE	2003	\$181,395	\$214,046
HOPE	2008	\$16,084	\$16,406
HORSEMAN, THE	2010	\$3,328	\$3,328
HORSEPLAY	2003	\$140,550	\$165,849
HORSES: THE STORY OF EQUUS	2002	\$129,685	\$158,216
HOSTAGE: THE CHRISTINE MARESCH STORY	1983	\$2,455,000	\$6,481,200
HOTEL DE LOVE	1996	\$943,903	\$1,321,464
HOTEL SORRENTO	1995	\$1,215,478	\$1,750,288
HOUSE OF WAX	2005	\$1,985,563	\$2,243,686
HUMAN TOUCH, THE	2005	\$55,365	\$62,562
HUNT ANGELS	2006	\$40,883	\$44,562
HURRICANE SMITH	1992	\$89,467	\$139,569
I LOVE YOU TOO	2010	\$2,365,467	\$2,365,467
IDIOT BOX	1997	\$837,639	\$1,172,695
ILLUSTRATED FAMILY DOCTOR, THE	2005	\$51,895	\$58,641
IN A SAVAGE LAND	1999	\$314,549	\$430,932
IN THE CUT	2003	\$1,666,830	\$1,966,859
IN THE RED	2001	\$17,000	\$21,250
IN THE SHADOW OF THE PALMS - IRAQ	2006	\$1,430	\$1,559
IN THE WINTER DARK	1998	\$100,635	\$139,883
INN OF THE DAMNED	1975	\$178,000	\$1,043,080
INNOCENCE	2000	\$1,100,331	\$1,441,434
INTERVIEW, THE	1998	\$556,263	\$773,206
INTO THE SHADOWS	2009	\$4,384	\$4,384
IRISHMAN, THE	1978	\$622,000	\$2,649,720
IRRESISTIBLE	2006	\$351,992	\$383,671
ISABELLE EBERHARDT	1992	\$14,323	\$22,344
ISLAND	1989	\$114,764	\$199,689
JAMMED, THE	2007	\$361,524	\$383,215
JAPANESE STORY	2003	\$4,520,000	\$5,333,600

<b>TITLE</b>	<b>YEAR</b>	<b>RECORDED BOX OFFICE</b>	<b>BOX OFFICE EQUIVALENT 2009</b>
JENNY KISSED ME	1986	\$1,824	\$3,976
JEWBOY	2005	\$19,118	\$21,603
JINDABYNE	2006	\$5,302,912	\$5,780,174
JOE LEAHY'S NEIGHBOURS	1989	\$29,500	\$51,330
JOEY	1997	\$1,855,557	\$2,597,780
JOHN OLSEN: JOURNEY THRU YOU BEAUT COUNTRY	1992	\$1,567	\$2,445
JOSH JARMAN	2005	\$11,800	\$13,334
JOURNALIST, THE	1979	\$52,000	\$203,320
JOYS OF THE WOMEN	1993	\$22,291	\$34,105
KANGAROO	1987	\$63,973	\$128,586
KANYINI	2006	\$52,450	\$57,171
KENNY	2006	\$7,778,177	\$8,478,213
KINGS OF MYKONOS: WOG BOY 2, THE	2010	\$4,896,817	\$4,896,817
KISS OR KILL	1997	\$929,021	\$1,300,629
KITTY AND THE BAGMAN	1983	\$58,407	\$154,194
KNOWING	2009	\$7,588,162	\$7,588,162
KOKODA	2006	\$3,138,501	\$3,420,966
LAKE MUNGO	2009	\$29,850	\$29,850
LANDMINES - A LOVE STORY	2005	\$23,231	\$26,251
LANDSLIDES	1987	\$19,847	\$39,892
LANTANA	2001	\$12,286,683	\$15,358,354
LAST DAYS OF CHEZ NOUS, THE	1992	\$1,018,866	\$1,589,431
LAST OF THE KNUCKLEMEN, THE	1979	\$180,000	\$703,800
LAST RIDE	2009	\$388,722	\$388,722
LAST TRAIN TO FREO	2006	\$102,726	\$111,971
LAST WAVE, THE	1977	\$1,258,000	\$5,786,800
LES PATTERSON SAVES THE WORLD	1987	\$626,000	\$1,258,260
LET'S GET SKASE	2001	\$230,037	\$287,546
LETTERS TO ALI	2004	\$33,658	\$39,043
LEX AND RORY	1994	\$39,285	\$58,928
LIFE	1996	\$118,981	\$166,573
LIGHTHORSEMEN, THE	1987	\$1,617,288	\$3,250,749
LIGHTNING JACK	1994	\$6,439,819	\$9,659,729
LIKE MINDS	2006	\$34,840	\$37,976
LILIAN'S STORY	1996	\$524,526	\$734,336
LIONEL	2008	\$1,697	\$1,731
LIQUID BRIDGE	2003	\$1,000,112	\$1,180,132
LITTLE BIT OF SOUL, A	1998	\$135,437	\$188,257
LITTLE CONVICT, THE	1979	\$495,000	\$1,935,450
LITTLE FISH	2005	\$3,829,869	\$4,327,752
LOOK BOTH WAYS	2005	\$2,969,712	\$3,355,775
LOOKING FOR ALIBRANDI	2000	\$8,280,335	\$10,847,239
LOST THINGS	2004	\$20,899	\$24,243
LOU	2010	\$59,505	\$59,505
LOVE AND OTHER CATASTROPHES	1996	\$1,637,929	\$2,293,101

<b>TITLE</b>	<b>YEAR</b>	<b>RECORDED BOX OFFICE</b>	<b>BOX OFFICE EQUIVALENT 2009</b>
LOVE BROKERS	2001	\$20,000	\$25,000
LOVE EPIDEMIC, THE	1975	\$367,000	\$2,150,620
LOVE IN LIMBO	1993	\$74,448	\$113,905
LOVE SERENADE	1996	\$836,110	\$1,170,554
LOVE STORY 2050	2008	\$50,318	\$51,324
LOVE THE BEAST	2009	\$777,351	\$777,351
LOVE, LUST & LIES	2010	\$136,595	\$136,595
LOVE'S BROTHER	2004	\$977,106	\$1,133,443
LOVESTRUCK: WRESTLING'S NO. 1 FAN	2007	\$2,647	\$2,806
LUCKY BREAK	1994	\$197,540	\$296,310
LUCKY COUNTRY	2009	\$27,424	\$27,424
LUCKY MILES	2007	\$678,110	\$718,797
LUIGI'S LADIES	1989	\$60,814	\$105,816
LUST AND REVENGE	1997	\$170,000	\$238,000
MACBETH	2006	\$232,994	\$253,963
MAD BOMBER IN LOVE	1992	\$14,590	\$22,760
MAD MAX	1979	\$5,355,490	\$20,939,966
MAD MAX (Re-issue))	2001	\$66,286	\$82,858
MAD MAX 2	1981	\$10,847,491	\$35,145,871
MAD MAX BEYOND THUNDERDOME	1985	\$4,272,802	\$10,169,269
MAGIC PUDDING, THE	2000	\$1,054,893	\$1,381,910
MAGIC RIDDLE, THE	1991	\$1,510,536	\$2,386,647
MAGICIAN, THE	2005	\$182,164	\$205,845
MALCOLM	1986	\$3,483,139	\$7,593,243
MALLBOY	2001	\$140,742	\$175,928
MAMADRAMA	2001	\$10,971	\$13,714
MAN FROM HONG KONG	1975	\$1,066,000	\$6,246,760
MAN FROM SNOWY RIVER 2	1988	\$7,415,000	\$13,940,200
MAN FROM SNOWY RIVER, THE	1982	\$17,228,160	\$50,133,946
MAN OF FLOWERS	1983	\$396,041	\$1,045,548
MAN WHO SUED GOD, THE	2001	\$8,546,867	\$10,683,584
MAN WITHOUT PIGS	1991	\$6,000	\$9,480
MANGO TREE, THE	1977	\$1,028,000	\$4,728,800
MAN'S GOTTA DO, A	2004	\$154,971	\$179,766
MAO'S LAST DANCER	2009	\$15,440,315	\$15,440,315
MAP OF THE HUMAN HEART	1993	\$539,000	\$824,670
MARRIAGE OF FIGARO, THE	2009	\$88,438	\$88,438
MARY	1994	\$184,001	\$276,002
MARY AND MAX	2009	\$1,444,617	\$1,444,617
ME MYSELF I	2000	\$2,698,330	\$3,534,812
MELVIN, SON OF ALVIN	1984	\$751,143	\$1,907,903
MEN'S GROUP	2008	\$67,184	\$68,528



<b>TITLE</b>	<b>YEAR</b>	<b>RECORDED BOX OFFICE</b>	<b>BOX OFFICE EQUIVALENT 2009</b>
MERCHANTS OF BOLLYWOOD, THE	2009	\$42,216	\$42,216
METAL SKIN	1995	\$883,521	\$1,272,270
MIDNITE SPARES	1983	\$417,000	\$1,100,880
MINNAMURRA	1989	\$72,462	\$126,084
MISSING, THE	1999	\$15,091	\$20,675
MODERN LOVE	2007	\$549	\$582
MOLLY	1983	\$188,000	\$496,320
MOLLY & MOBARAK	2004	\$34,515	\$40,037
MONEY MOVERS, THE	1979	\$330,000	\$1,290,300
MONKEY GRIP	1982	\$451,000	\$1,312,410
MONKEY PUZZLE	2008	\$3,236	\$3,301
MONKEY'S MASK, THE	2001	\$150,177	\$187,721
MORE THINGS CHANGE, THE	1986	\$121,924	\$265,794
MOULIN ROUGE	2001	\$27,734,406	\$34,668,008
MOVING OUT	1983	\$235,261	\$621,089
MR. ACCIDENT	2000	\$1,612,424	\$2,112,275
MR. NEAL...ENTITLED TO BE.. AGITATOR	1991	\$14,300	\$22,594
MR. NICE GUY	1999	\$869,715	\$1,191,510
MR. RELIABLE	1997	\$266,329	\$372,861
MUGGERS	2000	\$13,372	\$17,517
MULLET	2001	\$1,165,606	\$1,457,008
MURIEL'S WEDDING	1994	\$15,765,571	\$23,648,357
MUSHROOMS	1995	\$25,530	\$36,763
MY BRILLIANT CAREER	1979	\$3,052,000	\$11,933,320
MY FIRST WIFE	1984	\$413,199	\$1,049,525
MY KHMER HEART	2001	\$25,000	\$31,250
MY LIFE WITHOUT STEVE	1987	\$33,100	\$66,531
MY MOTHER FRANK	2000	\$311,324	\$407,834
MY MOTHER INDIA	2002	\$123,000	\$150,060
MY TEHRAN FOR SALE	2009	\$15,458	\$15,458
MY YEAR WITHOUT SEX	2009	\$1,125,871	\$1,125,871
MYSTERIOUS GEOGRAPHIC EXPLORATIONS OF JASPER MORELLO, THE	2005	\$15,084	\$17,045
NAPOLEON	1996	\$2,051,855	\$2,872,597
NAVIGATOR.: A MEDIEVAL ODYSSEY, THE	1988	\$480,344	\$903,047
NED	2003	\$20,000	\$23,600
NED KELLY	2003	\$8,365,984	\$9,871,861
NED KELLY	1970	\$808,000	\$7,716,400
NEWCASTLE	2008	\$213,563	\$217,834
NEWSFRONT	1978	\$1,576,000	\$6,713,760
NEXT OF KIN	1990	\$228,251	\$372,049
NIGHT	2008	\$94,196	\$96,080
NIGHT WE CALLED IT A DAY, THE	2003	\$502,561	\$593,022

<b>TITLE</b>	<b>YEAR</b>	<b>RECORDED BOX OFFICE</b>	<b>BOX OFFICE EQUIVALENT 2009</b>
NIGHTMARES	1980	\$168,000	\$596,400
NIRVANA STREET MURDER	1991	\$126,028	\$199,124
NOISE	2007	\$902,308	\$956,446
NOSTRADAMUS KID, THE	1993	\$242,800	\$371,484
NOT 14 AGAIN	1996	\$28,049	\$39,269
NOT QUITE HOLLYWOOD	2008	\$186,986	\$190,726
NOW AND FOREVER	1983	\$34,671	\$91,531
NUGGET, THE	2002	\$1,920,993	\$2,343,611
OCCASIONAL COARSE LANGUAGE	1998	\$909,475	\$1,264,170
ODD ANGRY SHOT, THE	1979	\$866,000	\$3,386,060
OLD MAN WHO READ LOVE STORIES, THE	2004	\$181,287	\$210,293
ON MY OWN	1993	\$60,000	\$91,800
ON OUR SELECTION	1995	\$1,222,051	\$1,759,753
ONE NIGHT STAND	1984	\$111,978	\$284,424
ONE NIGHT THE MOON	2001	\$276,270	\$345,338
ONE PERFECT DAY	2004	\$1,152,011	\$1,336,333
ONLY THE BRAVE	1995	\$75,921	\$109,326
OPAL DREAM	2006	\$64,461	\$70,262
OSCAR AND LUCINDA	1998	\$1,768,946	\$2,458,835
OVER THE HILL	1992	\$87,672	\$136,768
OYSTER FARMER	2005	\$2,383,051	\$2,692,848
OZ ANIMATION	1990	\$32,400	\$52,812
OZ SHORTS	1993	\$19,400	\$29,682
PACT, THE	2002	\$982,317	\$1,198,427
PAPERBACK HERO	1999	\$1,369,280	\$1,875,914
PARADISE FOUND	2003	\$4,590	\$5,416
PARADISE ROAD	1997	\$2,970,653	\$4,158,914
PASSION	1999	\$302,818	\$414,861
PAWS	1997	\$455,171	\$637,239
PEACHES	2005	\$407,088	\$460,009
PETERSEN	1974	\$1,363,000	\$9,200,250
PHAR LAP	1983	\$9,258,884	\$24,443,454
PIANO, THE	1993	\$11,240,484	\$17,197,941
PICNIC AT HANGING ROCK	1975	\$5,120,000	\$30,003,200
PICNIC AT HANGING ROCK (Reissue)	1989	\$14,300	\$24,882
PICNIC AT HANGING ROCK (Reissue)	1999	\$16,588	\$22,726
PICTURE SHOW MAN, THE	1977	\$566,014	\$2,603,664
PIRATE MOVIE, THE	1982	\$1,013,000	\$2,947,830
PITJIRI: THE SNAKE THAT WILL NOT SINK	1988	\$12,000	\$22,560
PLACE AT THE COAST, THE	1987	\$57,400	\$115,374
PLAYING BEATTIE BOW	1986	\$97,306	\$212,127
PLAYING FOR CHARLIE	2010	\$5,867	\$5,867

<b>TITLE</b>	<b>YEAR</b>	<b>RECORDED BOX OFFICE</b>	<b>BOX OFFICE EQUIVALENT 2009</b>
POLICE RESCUE:THE MOVIE	1994	\$658,814	\$988,221
POWDER BURN	1999	\$1,500	\$2,055
POWER OF ONE, THE	1992	\$4,140,956	\$6,459,891
PRAISE	1999	\$578,927	\$793,130
PRESIDENT VERSUS DAVID HICKS, THE	2004	\$10,367	\$12,026
PREY	2009	\$744	\$744
PRIME MOVER	2009	\$52,119	\$52,119
PROOF	1991	\$2,163,958	\$3,419,054
PROPOSITION, THE	2005	\$2,271,100	\$2,566,343
PUBERTY BLUES	1981	\$3,918,000	\$12,694,320
QUEEN OF THE DAMNED	2002	\$3,204,388	\$3,909,353
QUIET AMERICAN, THE	2003	\$5,339,542	\$6,300,660
QUIET ROOM, THE	1997	\$57,245	\$80,143
RABBIT PROOF FENCE	2002	\$7,561,689	\$9,225,261
RADIANCE	1998	\$441,168	\$613,224
RAGE IN PLACID LAKE, THE	2003	\$482,793	\$569,696
RAMPAGE	2006	\$17,855	\$19,462
RATS IN THE RANKS	1996	\$200,000	\$280,000
RAZORBACK	1984	\$801,000	\$2,034,540
RAZZLE DAZZLE - A JOURNEY INTO DANCE	2007	\$1,640,644	\$1,739,083
REAL MACAW, THE	1998	\$741,576	\$1,030,791
REBEL	1985	\$886,769	\$2,110,510
RECKLESS KELLY	1993	\$5,444,534	\$8,330,137
REDBALL	1999	\$30,276	\$41,478
RETURN HOME	1990	\$60,000	\$97,800
RETURN OF CAPTAIN INVINCIBLE, THE	1983	\$55,110	\$145,490
RIGHT HAND MAN, THE	1987	\$9,660	\$19,417
RIKKY AND PETE	1988	\$1,071,375	\$2,014,185
RISK	2001	\$460,760	\$575,950
RIVER STREET	1997	\$82,940	\$116,116
ROAD TO NHILL	1997	\$834,949	\$1,168,929
ROBBERY UNDER ARMS	1985	\$226,648	\$539,422
ROCK N ROLL NERD	2008	\$33,350	\$34,017
ROGUE	2007	\$1,791,176	\$1,898,647
ROLY POLY MAN, THE	1994	\$4,067	\$6,101
ROMPER STOMPER	1992	\$3,165,034	\$4,937,453
ROMULUS, MY FATHER	2007	\$2,589,674	\$2,745,054
RUNNING FROM THE GUNS	1987	\$72,356	\$145,436
RUNNING ON EMPTY	1982	\$1,218,000	\$3,544,380
RUSSIAN DOLL	2001	\$464,065	\$580,081
SACRED SEX	1991	\$381,844	\$603,314
SALLY MARSHALL IS NOT AN ALIEN	1999	\$1,291,802	\$1,769,769

<b>TITLE</b>	<b>YEAR</b>	<b>RECORDED BOX OFFICE</b>	<b>BOX OFFICE EQUIVALENT 2009</b>
SALUTE	2008	\$233,411	\$238,079
SALUTE OF THE JUGGER	1989	\$168,117	\$292,524
SALVATION	2009	\$3,182	\$3,182
SAMPLE PEOPLE	2000	\$47,252	\$61,900
SAMSON AND DELILAH	2009	\$3,188,931	\$3,188,931
SAVAGES CROSSING	2010	\$8,651	\$8,651
SAY A LITTLE PRAYER	1995	\$12,500	\$18,000
SECRETS	1992	\$215,188	\$335,693
SELKIE	2000	\$371,198	\$486,269
SENSITIVE NEW-AGE KILLER	2001	\$132,204	\$165,255
SEPTEMBER	2007	\$72,549	\$76,902
SERENADES	2001	\$171,984	\$214,980
SEXING THE LABEL	1997	\$10,573	\$14,802
SHADOWS OF THE PAST	2009	\$48,205	\$48,205
SHINE	1996	\$10,167,416	\$14,234,382
SHORT CHANGED	1986	\$14,000	\$30,520
SHOT OF LOVE	2006	\$42,337	\$46,147
SHOTGUN WEDDING	1994	\$4,794	\$7,191
SIAM SUNSET	1999	\$673,319	\$922,447
SIGNAL ONE	1994	\$2,000	\$3,000
SILENT PARTNER	2001	\$33,101	\$41,376
SILVER BRUMBY, THE	1993	\$1,532,649	\$2,344,953
SILVER CITY	1984	\$197,639	\$502,003
SINGH IS KINNG	2008	\$263,091	\$268,353
SIRENS	1994	\$2,780,639	\$4,170,959
SKY PIRATES	1986	\$76,170	\$166,051
SLATE WYN AND ME	1987	\$13,478	\$27,091
SLIM DUSTY MOVIE, THE	1984	\$225,000	\$571,500
SNAKES AND LADDERS	1987	\$24,700	\$49,647
SOFT FRUIT	1999	\$596,704	\$817,484
SOLARMAX	2004	\$62,909	\$72,974
SOLO	2006	\$124,613	\$135,828
SOMERSAULT	2004	\$2,156,574	\$2,501,626
SON OF A LION	2008	\$124,668	\$127,161
SOUND OF ONE HAND CLAPPING, THE	1998	\$514,678	\$715,402
SOUTH OF THE BORDER	1988	\$24,500	\$46,060
SOUTH SOLITARY	2010	\$279,341	\$279,341
SPAGNOLA, LA	2001	\$477,197	\$596,496
SPANK!	1999	\$62,374	\$85,452
SPIDER AND ROSE	1994	\$856,095	\$1,284,143
SPOTSWOOD	1992	\$1,505,684	\$2,348,867
SQUARE ONE	1997	\$2,160	\$3,024
SQUARE, THE	2008	\$321,768	\$328,203
STAN AND GEORGE'S NEW LIFE	1992	\$2,009	\$3,134

<b>TITLE</b>	<b>YEAR</b>	<b>RECORDED BOX OFFICE</b>	<b>BOX OFFICE EQUIVALENT 2009</b>
STARSTRUCK	1982	\$1,541,000	\$4,484,310
STONE	1974	\$1,572,000	\$10,611,000
STONE BROS.	2009	\$98,032	\$98,032
STORM BOY	1976	\$2,645,000	\$13,674,650
STRANGE BEDFELLOWS	2004	\$4,816,495	\$5,587,134
STRANGE FITS OF PASSION	2000	\$22,590	\$29,593
STRANGE PLANET	1999	\$377,615	\$517,333
STREET HERO	1984	\$729,344	\$1,852,534
STRICTLY BALLROOM	1992	\$21,760,400	\$33,946,224
STRIKEBOUND	1984	\$157,000	\$398,780
STUNT ROCK	1979	\$54,000	\$211,140
SUBDIVISION	2009	\$206,350	\$206,350
SUBURBAN MAYHEM	2006	\$342,600	\$373,434
SUGAR FACTORY, THE	1999	\$11,109	\$15,219
SUM OF US, THE	1994	\$3,327,456	\$4,991,184
SUNDAY TOO FAR AWAY	1975	\$1,356,000	\$7,946,160
SWEET TALKER	1991	\$109,638	\$173,228
SWEETIE	1989	\$337,680	\$587,563
SWIMMING UPSTREAM	2003	\$896,735	\$1,058,147
SYDNEY: STORY OF A CITY	1999	\$711,609	\$974,904
TACKLE HAPPY	2000	\$20,700	\$27,117
TAIL OF A TIGER	1984	\$3,566	\$9,058
TAKE AWAY	2003	\$927,582	\$1,094,547
TEMPTED	2002	\$87,939	\$107,286
TEN CANOES	2006	\$3,511,649	\$3,827,697
TEN EMPTY	2008	\$49,015	\$49,995
TENDER HOOK, THE	2008	\$64,232	\$65,517
TENDER HOOKS	1989	\$40,800	\$70,992
TERRA NOVA	1999	\$20,000	\$27,400
THANK GOD HE MET LIZZIE	1997	\$565,747	\$792,046
THANKS GIRLS AND GOODBYE	1988	\$8,300	\$15,604
THAT EYE, THE SKY	1995	\$53,100	\$76,464
THEY'RE A WEIRD MOB	1966	\$2,417,000	\$26,127,770
THIS WON'T HURT A BIT	1993	\$6,686	\$10,230
THOSE DEAR DEPARTED	1987	\$33,887	\$68,113
THREE BLIND MICE	2009	\$9,590	\$9,590
THREE DOLLARS	2005	\$1,371,447	\$1,549,735
THUNDERSTRUCK	2004	\$908,294	\$1,053,621
TIGHTROPE DANCER, THE	1990	\$19,600	\$31,948
TILL HUMAN VOICES WAKE US	2002	\$131,921	\$160,944
TIM	1979	\$809,000	\$3,163,190

<b>TITLE</b>	<b>YEAR</b>	<b>RECORDED BOX OFFICE</b>	<b>BOX OFFICE EQUIVALENT 2009</b>
TIME GUARDIAN, THE	1987	\$97,728	\$196,433
TO HAVE AND TO HOLD	1996	\$55,061	\$77,085
TOM WHITE	2004	\$277,234	\$321,591
TRACKER, THE	2002	\$818,388	\$998,433
TRAPS	1994	\$130,500	\$195,750
TRAVELLING LIGHT	2003	\$54,619	\$64,450
TRAVELLING NORTH	1987	\$1,464,000	\$2,942,640
TRIANGLE	2010	\$11,282	\$11,282
TROJAN WARRIOR	2002	\$88,059	\$107,432
TRUE LOVE AND CHAOS	1997	\$519,573	\$727,402
TURKEY SHOOT	1982	\$321,000	\$934,110
TURNING APRIL	1997	\$3,421	\$4,789
TURTLE BEACH	1992	\$359,381	\$560,634
TWELFTH NIGHT	1987	\$201,302	\$404,617
TWO FISTS ONE HEART	2009	\$305,300	\$305,300
TWO HANDS	1999	\$5,478,485	\$7,505,524
UMBRELLA WOMAN, THE	1987	\$100,189	\$201,380
UNDEAD	2003	\$149,590	\$176,516
UNDER A RED MOON	2009	\$87	\$87
UNDER THE LIGHTHOUSE DANCING	1997	\$30,321	\$42,449
UNDER THE RADAR	2004	\$162,757	\$188,798
UNDERCOVER	1984	\$44,666	\$113,452
UNFINISHED SKY	2008	\$966,160	\$985,483
UNFOLDING FLORENCE	2006	\$429,243	\$467,875
UNTIL THE END OF THE WORLD	1992	\$254,617	\$397,203
VAN DIEMEN'S LAND	2009	\$289,353	\$289,353
VIEW FROM GREENHAVEN, THE	2008	\$6,648	\$6,781
VINCENT -THE LIFE & DEATH OF VINCENT VAN GOGH	1987	\$301,205	\$605,422
VISITORS	2003	\$34,276	\$40,446
VOYAGE THAT SHOOK THE WORLD, THE	2009	\$116,436	\$116,436
WAITING	1991	\$185,600	\$293,248
WAITING CITY, THE	2010	\$544,888	\$544,888
WAKE IN FRIGHT	2009	\$312,323	\$312,323
WALK THE TALK	2001	\$75,910	\$94,888
WALKABOUT (Reissue)	1998	\$68,710	\$95,507
WALKING ON WATER	2002	\$350,532	\$427,649
WANNABES, THE	2003	\$1,227,588	\$1,448,554
WAR ON DEMOCRACY, THE	2007	\$199,500	\$211,470
WE OF THE NEVER NEVER	1982	\$3,112,000	\$9,055,920
WEDDING IN RAMALLAH, A	2002	\$17,538	\$21,396
WEEKEND OF SHADOWS	1978	\$61,000	\$259,860
WEEKEND WITH KATE	1990	\$16,019	\$26,111

<b>TITLE</b>	<b>YEAR</b>	<b>RECORDED BOX OFFICE</b>	<b>BOX OFFICE EQUIVALENT 2009</b>
WELCOME TO WOOP WOOP	1998	\$489,725	\$680,718
WELL, THE	1997	\$393,920	\$551,488
WENDY CRACKED A WALNUT	1990	\$43,074	\$70,211
WEST	2007	\$57,472	\$60,920
WHALEDREAMERS	2008	\$22,769	\$23,224
WHAT I HAVE WRITTEN	1996	\$182,064	\$254,890
WHAT THE MOON SAW	1990	\$43,919	\$71,588
WHATEVER HAPPENED TO BRENDA HEAN?	2008	\$3,209	\$3,273
WIDE SARGASSO SEA	1993	\$45,306	\$69,318
WIGGLES MOVIE, THE	1997	\$2,678,686	\$3,750,160
WIL	2006	\$5,085	\$5,543
WILD DUCK	1984	\$115,664	\$293,787
WILLFULL	2002	\$21,033	\$25,660
WILLS AND BURKE-THE UNTOLD STORY	1985	\$54,000	\$128,520
WIND	1993	\$96,793	\$148,093
WINTER OF OUR DREAMS	1981	\$959,000	\$3,107,160
WOG BOY, THE	2000	\$11,449,799	\$14,999,237
WOLF CREEK	2005	\$6,080,571	\$6,871,045
WOMAN'S TALE, A	1991	\$49,534	\$78,264
WOMEN OF THE SUN - 25 YEARS LATER	2006	\$2,833	\$3,088
WONDERFUL WORLD OF DOGS, THE	1990	\$90,991	\$148,315
WRONG WORLD	1986	\$17,213	\$37,524
YEAR MY VOICE BROKE, THE	1987	\$1,513,000	\$3,041,130
YEAR OF LIVING DANGEROUSLY, THE	1982	\$2,393,000	\$6,963,630
YEAR OF THE DOGS	1997	\$199,191	\$278,867
YOLNGU BOY	2001	\$645,700	\$807,125
YOU AND YOUR STUPID MATE	2005	\$688,491	\$777,995
YOU CAN'T STOP THE MURDERS	2003	\$254,371	\$300,158
YOUNG EINSTEIN	1988	\$13,383,377	\$25,160,749
ZONE 39	1997	\$21,976	\$30,766

**DISCLAIMER**

FILM VICTORIA HAS PRODUCED THIS BOX OFFICE ANALYSIS FOR THE PURPOSES OF PROVIDING SCREEN INDUSTRY PRACTITIONERS WITH REFERENCE MATERIAL ONLY. THIS ANALYSIS IS NOT PRESENTED AS DEFINITIVE ADVICE TO BE TO BE RELIED UPON, NOR SHOULD IT BE PRINTED OR DISSEMINATED IN OTHER FORMS WITHOUT FILM VICTORIA'S PRIOR WRITTEN CONSENT.