




















FLEET (AS AT 1 MARCH 2009)

Vessels owned by SMIT and its joint ventures, and by companies managed by SMIT.

		3	3	Ocean-going tugs 14000-26000 hp		
1			1	Ocean-going tug 6140 hp		
	2	2	4	Anchor-handling tugs 10000-15000 hp		
	2	4	6	Anchor-handling tugs 8000 hp		
	1	20	21	Anchor-handling tugs 3000-8000 hp		
		2	2	Diving support vessels		
		5	5	Utility vessels		
		1	1	Floating sheerlegs (seagoing) 3200 tonnes		
		8	8	Floating sheerlegs (seagoing) 400-3000 tonnes		
		2	2	Pulling barges		
		3	3	Barges (seagoing) 24000 tonnes		
2		1	3	Barges (seagoing) 10000-14000 tonnes		
10		19	29	Barges (seagoing) 1000-8000 tonnes		
28		26	54	Barges (inland) 100-2000 tonnes		
109	31	2	142	Coastal/harbour tugs 3000-6000 hp		
37	4	2	43	Coastal/harbour tugs 1000-3000 hp		
9	2	1	12	Harbour/river tugs 100-1000 hp		
		5	5	Harbour/river pusher tugs 480-2800 hp		
17	18	29	38	Various vessels (work vessels, oil containment vessels, etc.)		
213	60	135	408	Total fleet		
HARBOUR TOWAGE	TERMINALS	TRANSPORT & HEAVY LIFT	TOTAL			