



ATHLETICS



**Contents****Sommaire****Athletics Reports****Rapports de athlétisme****Sport Summaries****Récapitulatif des sportif**

AB	Abbreviations
01	History
02	Competition Description
08	Competition Schedule
51A	Start List by NOC
51B	Participation by NOC
24	Records
92A	Medallists by Event

Abréviations
Historique
Description des compétitions
Calendrier des compétitions
Liste des participants - par CNO
Participation par CNO
Records
Médaillés par épreuve

Track Events / Courses et marche

ATM001	Men's 100m
73A	Results (Final)
73	Photo Finish (Final)
73B	Results (Semifinals)
74A	Results Summary (Semifinals)
73B	Results (Round 2)
74A	Results Summary (Round 2)
73B	Results (Round 1)
74A	Results Summary (Round 1)

100 m - Hommes
Résultats (Finale)
Photo-finish (Finale)
Résultats (Demi-finales)
Récapitulatif des résultats (Demi-finales)
Résultats (2e tour)
Récapitulatif des résultats (2e tour)
Résultats (1er tour)
Récapitulatif des résultats (1er tour)

ATM002	Men's 200m
73A	Results (Final)
73	Photo Finish (Final)
73B	Results (Semifinals)
74A	Results Summary (Semifinals)
73B	Results (Round 2)
74A	Results Summary (Round 2)
73B	Results (Round 1)
74A	Results Summary (Round 1)

200 m - Hommes
Résultats (Finale)
Photo-finish (Finale)
Résultats (Demi-finales)
Récapitulatif des résultats (Demi-finales)
Résultats (2e tour)
Récapitulatif des résultats (2e tour)
Résultats (1er tour)
Récapitulatif des résultats (1er tour)

ATM004	Men's 400m
73A	Results (Final)
73	Photo Finish (Final)
73B	Results (Semifinals)
74A	Results Summary (Semifinals)
73B	Results (Round 2)
74A	Results Summary (Round 2)
73B	Results (Round 1)
74A	Results Summary (Round 1)

400 m - Hommes
Résultats (Finale)
Photo-finish (Finale)
Résultats (Demi-finales)
Récapitulatif des résultats (Demi-finales)
Résultats (2e tour)
Récapitulatif des résultats (2e tour)
Résultats (1er tour)
Récapitulatif des résultats (1er tour)

ATM008	Men's 800m
73G	Results (Final)
73	Photo Finish (Final)
73H	Results (Semifinals)
74A	Results Summary (Semifinals)
73H	Results (Round 1)
74A	Results Summary (Round 1)

800 m - Hommes
Résultats (Finale)
Photo-finish (Finale)
Résultats (Demi-finales)
Récapitulatif des résultats (Demi-finales)
Résultats (1er tour)
Récapitulatif des résultats (1er tour)



Contents	Sommaire
Athletics Reports	Rapports de athlétisme
ATM015 Men's 1500m	1 500 m - Hommes
73G Results (Final)	Résultats (Finale)
73 Photo Finish (Final)	Photo-finish (Finale)
73H Results (Semifinals)	Résultats (Demi-finales)
74A Results Summary (Semifinals)	Récapitulatif des résultats (Demi-finales)
73H Results (Round 1)	Résultats (1er tour)
74A Results Summary (Round 1)	Récapitulatif des résultats (1er tour)
ATM050 Men's 5000m	5 000 m - Hommes
73G Results (Final)	Résultats (Finale)
73 Photo Finish (Final)	Photo-finish (Finale)
74H Results (Round 1)	Résultats (1er tour)
ATM100 Men's 10000m	10 000 m - Hommes
73G Results (Final)	Résultats (Finale)
73 Photo Finish (Final)	Photo-finish (Finale)
73H Results (Round 1)	Résultats (1er tour)
74A Results Summary (Round 1)	Récapitulatif des résultats (1er tour)
ATM011 Men's 110m Hurdles	110 m haies - Hommes
73A Results (Final)	Résultats (Finale)
73 Photo Finish (Final)	Photo-finish (Finale)
73B Results (Semifinals)	Résultats (Demi-finales)
74A Results Summary (Semifinals)	Récapitulatif des résultats (Demi-finales)
73B Results (Round 2)	Résultats (2e tour)
74A Results Summary (Round 2)	Récapitulatif des résultats (2e tour)
73B Results (Round 1)	Résultats (1er tour)
74A Results Summary (Round 1)	Récapitulatif des résultats (1er tour)
ATM044 Men's 400m Hurdles	400 m haies - Hommes
73A Results (Final)	Résultats (Finale)
73 Photo Finish (Final)	Photo-finish (Finale)
73B Results (Semifinals)	Résultats (Demi-finales)
74A Results Summary (Semifinals)	Récapitulatif des résultats (Demi-finales)
73B Results (Round 1)	Résultats (1er tour)
74A Results Summary (Round 1)	Récapitulatif des résultats (1er tour)
ATM401 Men's 4 x 100m Relay	Relais 4 x 100 m - Hommes
73E Results (Final)	Résultats (Finale)
73 Photo Finish (Final)	Photo-finish (Finale)
73F Results (Semifinals)	Résultats (Demi-finales)
74A Results Summary (Semifinals)	Récapitulatif des résultats (Demi-finales)
73F Results (Round 1)	Résultats (1er tour)
74A Results Summary (Round 1)	Récapitulatif des résultats (1er tour)
ATM404 Men's 4 x 400m Relay	Relais 4 x 400 m - Hommes
73E Results (Final)	Résultats (Finale)
73 Photo Finish (Final)	Photo-finish (Finale)
73F Results (Semifinals)	Résultats (Demi-finales)
74A Results Summary (Semifinals)	Récapitulatif des résultats (Demi-finales)
73F Results (Round 1)	Résultats (1er tour)
74A Results Summary (Round 1)	Récapitulatif des résultats (1er tour)



Contents		Sommaire	
Athletics Reports		Rapports de athlétisme	
ATM033	Men's 3000m Steeplechase	3 000 m steeple - Hommes	
73G	Results (Final)	Résultats (Finale)	
73	Photo Finish (Final)	Photo-finish (Finale)	
73H	Results (Round 1)	Résultats (1er tour)	
74A	Results Summary (Round 1)	Récapitulatif des résultats (1er tour)	
ATM815	Men's Wheelchair 1500m	1 500 m fauteuil roulant Hommes	
73G	Results	Résultats	
73	Photo Finish (Final)	Photo-finish (Finale)	
ATW001	Women's 100m	100 m - Femmes	
73A	Results (Final)	Résultats (Finale)	
73	Photo Finish (Final)	Photo-finish (Finale)	
73B	Results (Semifinals)	Résultats (Demi-finales)	
74A	Results Summary (Semifinals)	Récapitulatif des résultats (Demi-finales)	
73B	Results (Round 2)	Résultats (2e tour)	
74A	Results Summary (Round 2)	Récapitulatif des résultats (2e tour)	
73B	Results (Round 1)	Résultats (1er tour)	
74A	Results Summary (Round 1)	Récapitulatif des résultats (1er tour)	
ATW002	Women's 200m	200 m - Femmes	
73A	Results (Final)	Résultats (Finale)	
73	Photo Finish (Final)	Photo-finish (Finale)	
73B	Results (Semifinals)	Résultats (Demi-finales)	
74A	Results Summary (Semifinals)	Récapitulatif des résultats (Demi-finales)	
73B	Results (Round 2)	Résultats (2e tour)	
74A	Results Summary (Round 2)	Récapitulatif des résultats (2e tour)	
73B	Results (Round 1)	Résultats (1er tour)	
74A	Results Summary (Round 1)	Récapitulatif des résultats (1er tour)	
ATW004	Women's 400m	400 m - Femmes	
73A	Results (Final)	Résultats (Finale)	
73	Photo Finish (Final)	Photo-finish (Finale)	
73B	Results (Semifinals)	Résultats (Demi-finales)	
74A	Results Summary (Semifinals)	Récapitulatif des résultats (Demi-finales)	
73B	Results (Round 2)	Résultats (2e tour)	
74A	Results Summary (Round 2)	Récapitulatif des résultats (2e tour)	
73B	Results (Round 1)	Résultats (1er tour)	
74A	Results Summary (Round 1)	Récapitulatif des résultats (1er tour)	
ATW008	Women's 800m	800 m - Femmes	
73G	Results (Final)	Résultats (Finale)	
73	Photo Finish (Final)	Photo-finish (Finale)	
73H	Results (Semifinals)	Résultats (Demi-finales)	
74A	Results Summary (Semifinals)	Récapitulatif des résultats (Demi-finales)	
73H	Results (Round 1)	Résultats (1er tour)	
74A	Results Summary (Round 1)	Récapitulatif des résultats (1er tour)	
ATW015	Women's 1500m	1 500 m - Femmes	
73G	Results (Final)	Résultats (Finale)	
73	Photo Finish (Final)	Photo-finish (Finale)	
73H	Results (Semifinals)	Résultats (Demi-finales)	
74A	Results Summary (Semifinals)	Récapitulatif des résultats (Demi-finales)	
73H	Results (Round 1)	Résultats (1er tour)	
74A	Results Summary (Round 1)	Récapitulatif des résultats (1er tour)	



Contents	Sommaire
Athletics Reports	Rapports de athlétisme
ATW050 Women's 5000m	5 000 m - Femmes
73G Results (Final)	Résultats (Finale)
73 Photo Finish (Final)	Photo-finish (Finale)
73H Results (Round 1)	Résultats (1er tour)
74A Results Summary (Round 1)	Récapitulatif des résultats (1er tour)
ATW100 Women's 10000m	10 000 m - Femmes
73G Results (Final)	Résultats (Finale)
73 Photo Finish (Final)	Photo-finish (Finale)
73H Results (Round 1)	Résultats (1er tour)
74A Results Summary (Round 1)	Récapitulatif des résultats (1er tour)
ATW011 Women's 100m Hurdles	100 m haies - Femmes
73A Results (Final)	Résultats (Finale)
73 Photo Finish (Final)	Photo-finish (Finale)
73H Results (Semifinals)	Résultats (Demi-finales)
74A Results Summary (Semifinals)	Récapitulatif des résultats (Demi-finales)
73B Results (Round 2)	Résultats (2e tour)
74A Results Summary (Round 2)	Récapitulatif des résultats (2e tour)
73B Results (Round 1)	Résultats (1er tour)
74A Results Summary (Round 1)	Récapitulatif des résultats (1er tour)
ATW044 Women's 400m Hurdles	400 m haies - Femmes
73A Results (Final)	Résultats (Finale)
73 Photo Finish (Final)	Photo-finish (Finale)
73B Results (Semifinals)	Résultats (Demi-finales)
74A Results Summary (Semifinals)	Récapitulatif des résultats (Demi-finales)
73B Results (Round 1)	Résultats (1er tour)
74A Results Summary (Round 1)	Récapitulatif des résultats (1er tour)
ATW401 Women's 4 x 100m Relay	Relais 4 x 100 m - Femmes
73E Results (Final)	Résultats (Finale)
73 Photo Finish (Final)	Photo-finish (Finale)
73F Results (Semifinals)	Résultats (Demi-finales)
74A Results Summary (Semifinals)	Récapitulatif des résultats (Demi-finales)
73F Results (Round 1)	Résultats (1er tour)
74A Results Summary (Round 1)	Récapitulatif des résultats (1er tour)
ATW404 Women's 4 x 400m Relay	Relais 4 x 400 m - Femmes
73E Results (Final)	Résultats (Finale)
73 Photo Finish (Final)	Photo-finish (Finale)
73F Results (Round 1)	Résultats (1er tour)
74A Results Summary (Round 1)	Récapitulatif des résultats (1er tour)
ATW808 Women's Wheelchair 800m	800m fauteuil roulant - Femmes
73G Results	Résultats
73 Photo Finish (Final)	Photo-finish (Finale)



Contents		Sommaire	
Athletics Reports		Rapports de athlétisme	
Field Events / Épreuves de sauts ou de lancers			
ATM051	Men's Shot Put	Lancer de poids - Hommes	
73S	Results (Final)	Résultats (Finale)	
73R	Results (Qualifying Round A)	Résultats (Tour de qualification A)	
73R	Results (Qualifying Round B)	Résultats (Tour de qualification B)	
74B	Results Summary (Qualifying)	Récapitulatif des résultats (Tour de qualification)	
ATM052	Men's Discus Throw	Lancer de disque - Hommes	
73S	Results (Final)	Résultats (Finale)	
73R	Results (Qualifying Round A)	Résultats (Tour de qualification A)	
73R	Results (Qualifying Round B)	Résultats (Tour de qualification B)	
74B	Results Summary (Qualifying)	Récapitulatif des résultats (Tour de qualification)	
ATM053	Men's Javelin Throw	Lancer de javelot - Hommes	
73S	Results (Final)	Résultats (Finale)	
73R	Results (Qualifying Round A)	Résultats (Tour de qualification A)	
73R	Results (Qualifying Round B)	Résultats (Tour de qualification B)	
74B	Results Summary (Qualifying)	Récapitulatif des résultats (Tour de qualification)	
ATM054	Men's Hammer Throw	Lancer de marteau - Hommes	
73S	Results (Final)	Résultats (Finale)	
73R	Results (Qualifying Round A)	Résultats (Tour de qualification A)	
73R	Results (Qualifying Round B)	Résultats (Tour de qualification B)	
74B	Results Summary (Qualifying)	Récapitulatif des résultats (Tour de qualification)	
ATM061	Men's Long Jump	Saut en longueur - Hommes	
73P	Results (Final)	Résultats (Finale)	
73O	Results (Qualifying Round A)	Résultats (Tour de qualification A)	
73O	Results (Qualifying Round B)	Résultats (Tour de qualification B)	
74B	Results Summary (Qualifying)	Récapitulatif des résultats (Tour de qualification)	
ATM062	Men's Triple Jump	Triple saut - Hommes	
73P	Results (Final)	Résultats (Finale)	
73O	Results (Qualifying Round A)	Résultats (Tour de qualification A)	
73O	Results (Qualifying Round B)	Résultats (Tour de qualification B)	
74B	Results Summary (Qualifying)	Récapitulatif des résultats (Tour de qualification)	
ATM071	Men's High Jump	Saut en hauteur - Hommes	
73M	Results (Final)	Résultats (Finale)	
73M	Results (Qualifying Round A)	Résultats (Tour de qualification A)	
73M	Results (Qualifying Round B)	Résultats (Tour de qualification B)	
74B	Results Summary (Qualifying)	Récapitulatif des résultats (Tour de qualification)	
ATM072	Men's Pole Vault	Saut à la perche - Hommes	
73M	Results (Final)	Résultats (Finale)	
73M	Results (Qualifying Round A)	Résultats (Tour de qualification A)	
73M	Results (Qualifying Round B)	Résultats (Tour de qualification B)	
74B	Results Summary (Qualifying)	Récapitulatif des résultats (Tour de qualification)	

**Contents****Athletics Reports**

ATW051	Women's Shot Put
73S	Results (Final)
73R	Results (Qualifying Round A)
73R	Results (Qualifying Round B)
74B	Results Summary (Qualifying)
ATW052	Women's Discus Throw
73S	Results (Final)
73R	Results (Qualifying Round A)
73R	Results (Qualifying Round B)
74B	Results Summary (Qualifying)
ATW053	Women's Javelin Throw
73S	Results (Final)
73R	Results (Qualifying Round A)
73R	Results (Qualifying Round B)
74B	Results Summary (Qualifying)
ATW054	Women's Hammer Throw
73S	Results (Final)
73R	Results (Qualifying Round A)
73R	Results (Qualifying Round B)
74B	Results Summary (Qualifying)
ATW061	Women's Long Jump
73P	Results (Final)
73O	Results (Qualifying Round A)
73O	Results (Qualifying Round B)
74B	Results Summary (Qualifying)
ATW062	Women's Triple Jump
73P	Results (Final)
73O	Results (Qualifying Round A)
73O	Results (Qualifying Round B)
74B	Results Summary (Qualifying)
ATW071	Women's High Jump
73M	Results (Final)
73M	Results (Qualifying Round A)
73M	Results (Qualifying Round B)
74B	Results Summary (Field events)
ATW072	Women's Pole Vault
73M	Results (Final)
73M	Results (Qualifying Round A)
73M	Results (Qualifying Round B)
74B	Results Summary (Field events)

Sommaire**Rapports de athlétisme**

Lancer de poids - Femmes
Résultats (Finale)
Résultats (Tour de qualification A)
Résultats (Tour de qualification B)
Récapitulatif des résultats (Tour de qualification)
Lancer de disque - Femmes
Résultats (Finale)
Résultats (Tour de qualification A)
Résultats (Tour de qualification B)
Récapitulatif des résultats (Tour de qualification)
Lancer de javelot - Femmes
Résultats (Finale)
Résultats (Tour de qualification A)
Résultats (Tour de qualification B)
Récapitulatif des résultats (Tour de qualification)
Lancer de marteau - Femmes
Résultats (Finale)
Résultats (Tour de qualification A)
Résultats (Tour de qualification B)
Récapitulatif des résultats (Tour de qualification)
Saut en longueur - Femmes
Résultats (Finale)
Résultats (Tour de qualification A)
Résultats (Tour de qualification B)
Récapitulatif des résultats (Tour de qualification)
Triple saut - Femmes
Résultats (Finale)
Résultats (Tour de qualification A)
Résultats (Tour de qualification B)
Récapitulatif des résultats (Tour de qualification)
Saut en hauteur - Femmes
Résultats (Finale)
Résultats (Tour de qualification A)
Résultats (Tour de qualification B)
Récapitulatif des résultats
Saut à la perche - Femmes
Résultats (Finale)
Résultats (Tour de qualification A)
Résultats (Tour de qualification B)
Récapitulatif des résultats



Contents		Sommaire	
Athletics Reports		Rapports de athlétisme	
Road Events / Épreuves sur routes			
ATM092	Men's 20km Walk	20 km marche - Hommes	
73L	Results	Résultats	
73	Photo Finish (Final)	Photo-finish (Finale)	
ATM095	Men's 50km Walk	50 km marche - Hommes	
73L	Results	Résultats	
73	Photo Finish (Final)	Photo-finish (Finale)	
ATM099	Men's Marathon	Marathon - Hommes	
74L	Results	Résultats	
73	Photo Finish (Final)	Photo-finish (Finale)	
ATW092	Women's 20km Walk	20 km marche - Femmes	
73L	Results	Résultats	
73	Photo Finish (Final)	Photo-finish (Finale)	
ATW099	Women's Marathon	Marathon - Femmes	
73L	Results	Résultats	
73	Photo Finish (Final)	Photo-finish (Finale)	
Combined Events / Épreuves combinées			
ATM900	Men's Decathlon	Décathlon - Hommes	
74C	Results Summary	Récapitulatif des résultats	
ATM901	Men's Decathlon 100m	Décathlon - Hommes 100 m	
73D	Results	Résultats	
ATM904	Men's Decathlon 400m	Décathlon - Hommes 400 m	
73D	Results	Résultats	
ATM911	Men's Decathlon 110m Hurdles	Décathlon - Hommes 110 m haies	
73D	Results	Résultats	
ATM915	Men's Decathlon 1500m	Décathlon - Hommes 1 500 m	
73J	Results	Résultats	
ATM951	Men's Decathlon Shot Put	Décathlon - Hommes lancer de poids	
73T	Results (Group A)	Résultats (Groupe A)	
73T	Results (Group B)	Résultats (Groupe B)	
ATM952	Men's Decathlon Discus Throw	Décathlon - Hommes lancer de disque	
73T	Results (Group A)	Résultats (Groupe A)	
73T	Results (Group B)	Résultats (Groupe B)	
ATM953	Men's Decathlon Javelin Throw	Décathlon - Hommes lancer de javelot	
73T	Results (Group A)	Résultats (Groupe A)	
73T	Results (Group B)	Résultats (Groupe B)	
ATM961	Men's Decathlon Long Jump	Décathlon - Hommes saut en longueur	
73Q	Results (Group A)	Résultats (Groupe A)	
73Q	Results (Group B)	Résultats (Groupe B)	



Contents		Sommaire	
Athletics Reports		Rapports de athlétisme	
ATM971	Men's Decathlon High Jump	Décathlon - Hommes saut en hauteur	
73N	Results (Group A)	Résultats (Groupe A)	
73N	Results (Group B)	Résultats (Groupe B)	
ATM972	Men's Decathlon Pole Vault	Décathlon - Hommes saut à la perche	
73N	Results (Group A)	Résultats (Groupe A)	
73N	Results (Group B)	Résultats (Groupe B)	
ATW700	Women's Heptathlon	Heptathlon - Femmes	
74C	Results Summary	Récapitulatif des résultats	
ATW702	Women's Heptathlon 200m	Heptathlon - Femmes 200 m	
73D	Results	Résultats	
ATW708	Women's Heptathlon 800m	Heptathlon - Femmes 800 m	
73J	Results	Résultats	
ATW711	Women's Heptathlon 100m Hurdles	Heptathlon - Femmes 100 m haies	
73D	Results	Résultats	
ATW751	Women's Heptathlon Shot Put	Heptathlon - Femmes lancer de poids	
73T	Results (Group A)	Résultats (Groupe A)	
73T	Results (Group B)	Résultats (Groupe B)	
ATW753	Women's Heptathlon Javelin Throw	Heptathlon - Femmes lancer de javelot	
73T	Results (Group A)	Résultats (Groupe A)	
73T	Results (Group B)	Résultats (Groupe B)	
ATW761	Women's Heptathlon Long Jump	Heptathlon - Femmes saut en longueur	
73Q	Results (Group A)	Résultats (Groupe A)	
73Q	Results (Group B)	Résultats (Groupe B)	
ATW771	Women's Heptathlon High Jump	Heptathlon - Femmes saut en hauteur	
73N	Results (Group A)	Résultats (Groupe A)	
73N	Results (Group B)	Résultats (Groupe B)	



Code	Legend (English)	Legend (French)
-	Pass	Passage de témoin
100H	100m Hurdles	100m haies
110H	110m Hurdles	110m haies
20kW	20km Walk	20km marche
3000S	3000m Steeplechase	3000m steeple
400H	400m Hurdles	400m haies
50kW	50km Walk	50km marche
A	Altitude	Altitude
AB	Area Best	Meill. perf. locale
AR	Area Record	Record local
Bib	Bib Number	Numéro de dossard
DEC	Decathlon	Décathlon
DNF	Did Not Finish	Abandon
DNS	Did Not Start	Absent au départ
DQ	Disqualified	Disqualifié
DT	Discus Throw	Lancer de disque
F1 ("1" is superscript)	False Start No ("No" is superscript)	Faux départ n°
h	Heat	Série éliminatoire
HJ	High Jump	Saut en hauteur
HT	Hammer Throw	Lancer de marteau
I	In-door	En intérieur
JT	Javelin Throw	Lancer de javelot
LJ	Long Jump	Saut en longueur
M	Men's	Hommes
M	Men	Hommes
M	Man	Homme
MARA	Marathon	Marathon
NB	National Best	Meill. perf. nat.
NH	No Height	Essai nul
NJ	No Jump	Essai nul
NM	No Mark	Pas de point
No	Number	Numéro



Code	Legend (English)	Legend (French)
NR	National Record	Record national
o	Clearance	Franchissement de la barre
OB	Olympic Best	Meill. perf. olymp.
OG	Olympic Games	Jeux Olympiques
OR	Olympic Record	Record olympique
Ord	Order	Ordre
PB	Personal Best	Meill. perf. perso.
Prog. Points	Progressive Points	Points progressifs
pts	Points	Points
Pts	Points	Points
PV	Pole Vault	Saut à la perche
q	Qualified by place	Qualifié au classement
q	Qualified by time	Qualifié au temps
Q	Qualified by Place	Qualifié au classement
Q	Automatic Qualifier	Qualification automatique
React.	Reaction Time	Temps de réaction
Rk	Rank	Place
S1	Semi Final First Position	Première position en demi-finale
S2	Semi Final Second Position, etc.	Deuxième position, et suivantes, en demi-finale
SB	Season Best	Meilleure performance de la saison
SP	Shot Put	Lancer de poids
TJ	Triple Jump	Triple saut
Tot. Pts	Total Points	Total des points
w	Wind Assisted	Vent favorable
W	Woman	Femme
W	Women	Femmes
W	Women's	Femmes
WB	World Best	Meilleure performance mondiale
WC	World Championship	Championnat du monde
WJ	World Junior Record	Record du monde junior
WR	World Record	Record du monde
x	Foul	Faute



Code	Legend (English)	Legend (French)
=AR	Equal Area Record	Record local égalé
=NR	Equal National Record	Record national égalé
=OR	Equal Olympic Record	Record olympique égalé
=WR	Equal World Record	Record du monde égalé
>	Bent Knee	Jambe pliée
~	Loss of Contact	Perte de contact



Origin of Athletics

Athletics is a sport stripped to its barest essentials; to run the fastest, jump the highest or throw the farthest is the basis of athletics.

In the late 1880's, athletics was a popular physical activity and soon became central to the exercise components of national educational systems. Organised athletics thrived in well-developed industrial societies and an ever-expanding competition program developed in the private schools and universities, in military organisations and private clubs.

Athletics Today

In 1982, the IAAF abandoned the traditional concepts of amateurism and in 1985 created trust funds for athletes. The development of applied sport sciences, improved equipment, and new training and competition techniques, brought even more changes to the sport.

New events have been added to the athletes for the Sydney 2000 Olympic Games, including the Women's Pole Vault and Women's Hammer Throw.

Athletics at the Olympic Games

Athletics has been a sport at every Olympic Games, both ancient and modern, and attracts more participants from more countries than any other Olympic sport.

Athletics in Australia

The structure of athletics in Australia is based upon a three-tier system which has the athletic clubs at the grassroots level, then the State Associations and Athletics Australia. The latter's role is to develop, organise and promote the sport of athletics in Australia.

Athletics Australia
Suite 22, Fawkner Towers
431 St Kilda Rd
Melbourne VIC 3004



Les origines de l'athlétisme

L'athlétisme est l'essence même du sport puisqu'il consiste simplement à courir le plus vite possible, lancer le plus loin possible, et sauter le plus haut possible. Dès la fin du XIX^e siècle, l'athlétisme était une forme d'activité physique populaire figurant au centre de nombreux programmes nationaux d'éducation physique. L'athlétisme en tant que discipline a prospéré dans les sociétés industrialisées et un programme de compétition de plus en plus complet a vu le jour dans les écoles privées, les universités, les institutions militaires et les clubs privés.

L'athlétisme de nos jours

En 1982, la Fédération Internationale d'Athlétisme Amateur (IAAF), a abandonné les concepts traditionnels d'amateurisme et a créé un fond en trust destiné aux athlètes. Le développement des sciences du sport, les améliorations constantes de l'équipement et les nouvelles techniques de compétition et d'entraînement ont encore davantage changé la face de l'athlétisme. De nouvelles épreuves comme le saut à la perche féminin et le lancer de marteau féminin ont été intégrées au programme d'athlétisme à l'occasion des Jeux Olympiques de Sydney 2000.

L'athlétisme aux Jeux Olympiques

L'athlétisme a toujours figuré au programme des Jeux olympiques, anciens comme modernes, et c'est le sport olympique qui compte le plus grand nombre de participants aux origines les plus diversifiées.

L'athlétisme en Australie

La structure des organisations d'athlétisme est fondée sur un système pyramidal à trois niveaux qui place les clubs d'athlétisme à la base, puis les associations au niveau des états et enfin Fédération nationale, « Athletics Australia », dont le rôle est de promouvoir et de développer l'athlétisme au Australie.

Athletics Australia

Suite 22

Fawkner Towers

431 St Kilda Rd

Melbourne VIC 3004



The Olympic Games Athletics Competition will be held over nine days from Friday 22 September (Day 7) to Sunday 1 October (Day 16) at Sydney Olympic Stadium, Sydney Olympic Park. Tuesday 26 September (Day 11) is designated as a rest day. The Men's Marathon will be the only athletics event conducted on Sunday 1 October (Day 16).

There are 46 medal events in the Olympic Games Athletics Competition, (24 for men, 22 for women). In addition, there are two wheelchair demonstration events.

ATHLETICS EVENTS

Men	Women
Track	Track
100m	100m
200m	200m
400m	400m
800m	800m
1500m	1500m
5000m	5000m
110m Hurdles	110m Hurdles
400m Hurdles	400m Hurdles
3000m Steeplechase	-
4 x 100m Relay	4 x 100m Relay
4 x 400m Relay	4 x 400m Relay
Jumps	Jumps
High Jump	High Jump
Pole Vault	Pole Vault
Long Jump	Long Jump
Triple Jump	Triple Jump
Throws	Throws
Shot Put	Shot Put
Discus Throw	Discus Throw
Hammer Throw	Hammer Throw
Javelin Throw	Javelin Throw
Combined Events	Combined Events
Decathlon	Heptathlon
Road	Road
20km Walk	20km Walk
50km Walk	-
Marathon	Marathon
Wheelchair	Wheelchair
1500m	800m



COMPETITION PROCEDURES

First Call

The First Call area will be set up in a marquee in a secure area between the Warm-up Venue (Sydney International Athletic Centre Number One - SIAC #1) and the Olympic Stadium. A tunnel will provide access from First Call to a Final Call Room in the Olympic Stadium. The Call Room and the tunnel will not be accessible to Team Officials.

All athletes must report according to the published First Call times for their particular event except for competitors in the Marathon. Competitors in combined events need only report before their first event of each session (morning and afternoon).

Team Leaders must inform all their athletes of the times at which they must report and the procedures to be followed in the Call Rooms. In accordance with IAAF Rules, athletes who do not report to First Call may be excluded from the event in question and from any other event for which they are entered. Once in the First Call Room, athletes will be identified by their accreditation and their competition numbers. Athletes' accreditation passes will be collected by Call Room Judges and will be returned at Post Event Control.

The Call Room judges will check the following in accordance with IAAF Rules:

- numbers
- shoes
- uniform
- bags
- personal material (the use by athletes of video or cassette recorders, radios, CD players, radio transmitters, mobile phones or similar devices in the arena shall not be permitted - IAAF Rule 143)

Advertising

Any material which contravenes the Rules will be retained by the judges, who will present the athlete with a receipt. This material may be collected by the athletes once their event is over, on presentation of the receipt. When the control has been completed, a judge will accompany the athletes to the Final Call Room inside the Olympic Stadium.

Athletes must report to the First Call Room no later than the following time period prior to the scheduled start time of their event:

All Track events except Hurdles and Relays: 40 minutes before the official start of the competition

Hurdles and Relays: 45 minutes before the official start of the competition

Horizontal Jumps, Throws: 60 minutes before the official start of the competition

High Jump: 70 minutes before the official start of the competition

Pole Vault: 90 minutes before the official start of the competition

Marathon, Race Walking Events: 30 minutes before the official start of the competition



Final Call

The Final Call area is located on Level 0 in the south-east quadrant of the Sydney Olympic Stadium, adjacent to the back straight. Facilities at Final Call include a 60m four lane Mondo Sportflex Super X track on which athletes can complete their warm-up, a medical treatment area, a combined events rest area and toilets. At Final Call, competitors taking part in track events will be given two adhesive numbers which they must attach to either side of their shorts or legs.

Combined Events

Competitors in combined events (Decathlon and Heptathlon) only have to report to the First Call Room at the Warm-up Venue (SIAC #1) at the start of each session.

A Combined Events Rest Room will be provided at Final Call where the athletes can rest and wait for their next event. As the presence of the athletes in this room between events is not obligatory, this room will be considered the Call Room for all subsequent events in a session. Therefore all athletes must report to this room before the start of an event to undergo the final check.

The progressive results of the combined events competition will be displayed in the Combined Events Rest Room. SOCOG will provide the athletes with fruit and drinks in the rest room. Access to the Combined Events Rest Room is restricted to competitors and one other person per athlete (coach, doctor, etc.).

COMPETITION ARENA

The control has been completed in the Final Call Room, and at the time designated for their entry onto the track, the athletes will be accompanied to the start area or to the competition area by a judge. While an event is taking place, no athlete may leave the competition area without permission from the Chief Judge for the event. In this case, they must leave accompanied by a judge.

Athletes will leave the Olympic Stadium through the exit closest to the finish line and pass through the Mixed Zone to Post Event Control where, in the case of track athletes, they will collect their personal belongings. In field event qualifying rounds, when an athlete has reached the qualifying standard, he must leave the competition area accompanied by a judge. In the finals of the High Jump and the Pole Vault, athletes who have been eliminated may leave the competition area immediately, provided they are accompanied by a judge, except in the case of the athletes placed first, second and third, who will leave together at the end of the event.

STARTERS ORDERS

The starter's orders will be in English. For events up to 400m (inclusive), they will be:

On your marks
Set
Starting pistol

For events 800m and over, they will be:

On your marks
Starting pistol



POST COMPETITION PROCEDURES

Mixed Zone

At the conclusion of each event, athletes will be directed to depart from the Competition Arena via the Mixed Zone, which is located adjacent to the finish line on Level 0 of the Olympic Stadium. The Mixed Zone is an area where accredited media are allowed to conduct short interviews immediately after athletes have competed. The athletes must pass through the Mixed Zone to exit the Competition Arena and they are requested to co-operate and speak with press or broadcasters.

Interviews

Immediately after each final and the Medal Ceremony, the athletes placed first, second and third must proceed to the interview room in the Olympic Stadium to take part in a press conference. Simultaneous interpretation will be available.

Post Event Control

Post Event Control is located adjacent to the Mixed Zone. Baskets containing athlete clothing and bags will be delivered here from the start area for track athletes. Athletes' accreditation passes will be returned to them at this point and doping control escorts will complete the formal paperwork with any athletes who are selected for a test.

Announcement of Results

The results of each event will appear as soon as possible on the electronic scoreboard in the Olympic Stadium. An announcement will be made in the two official languages (English and French) advising that the results are on the scoreboard. The results will be considered official from the moment they appear on the scoreboard.

A copy of the results will be displayed on the notice board outside the Technical Information Centre (TIC) and at the Warm-up sites. Each NOC taking part in the athletics competition will also have a pigeonhole where they will receive all copies of the results and other information about the athletics competition. These pigeonholes will be located at the TIC in the Olympic Stadium and at the Sports Information Centre (SIC) in the Olympic Village.

Protests and Appeals

Protests are possible and shall be resolved under IAAF Rule 147. Protests concerning the result or conduct of an event shall be made within 30 minutes of the official announcement of the result of that event.

An appeal to the Jury of Appeal must be made within 30 minutes of the official announcement of the decision made by the Referee. It must be in writing, signed by the responsible official on behalf of the athlete, and shall be accompanied by a deposit of US\$100 or AUD\$150, which will be forfeited if the protest is not upheld. All protests must be lodged at the TIC in the Olympic Stadium. All protests will be immediately forwarded to the Secretary of the Jury of Appeal.



RULES OF ATHLETICS

The athletics competition at the Sydney 2000 Olympic Games will be held in accordance with the Olympic Charter and the Rules of the IAAF (*IAAF Handbook 2000 - 2001*) which are in force at the time of the Games.

In the event of any doubt or disagreement over the interpretation of the IAAF Rules, the English version will prevail. Pursuant to the Olympic Charter, the IAAF assumes the responsibility for the technical control and direction of its sport at the Olympic Games.



Les compétitions olympiques d'athlétisme se dérouleront pendant neuf jours, du vendredi 22 septembre (jour 7) au dimanche 1^{er} octobre (jour 16), au Stade olympique de Sydney, situé dans le Parc olympique. Le mardi 26 septembre (jour 11) sera un jour de repos. Le marathon masculin sera la seule épreuve d'athlétisme du dimanche 1^{er} octobre (jour 16).

Les compétitions olympiques d'athlétisme se composent de 46 épreuves sanctionnées par des médailles (24 épreuves masculines et 22 épreuves féminines). Deux épreuves de démonstration en fauteuil roulant seront également organisées.

Epreuves

Hommes	Femmes
Courses	Courses
100 m	100 m
200 m	200 m
400 m	400 m
800 m	800 m
1500 m	1500 m
5000 m	5000 m
10,000 m	10,000 m
110 m haies	100 m haies
400 m haies	400 m haies
3000 m steeple	
Relais 4 x 100 m	Relais 4 x 100 m
Relais 4 x 400 m	Relais 4 x 400 m

Sauts

Saut en hauteur	Saut en hauteur
Saut à la perche	Saut à la perche
Saut en longueur	Saut en longueur
Triple saut	Triple saut

Lancers

Poids	Poids
Disque	Disque
Marteau	Marteau
Javelot	Javelot

Epreuves combinées

Décathlon	Heptathlon
-----------	------------

Marches et Marathon

20 km marche	20 km marche
50 km marche	
Marathon	Marathon

Fauteuil roulant

1500 m	800 m
--------	-------



DEROULEMENT DES COMPETITIONS

Premier appel

La zone de premier appel sera installée sous un chapiteau, dans un endroit sûr entre le site d'échauffement (Centre international d'athlétisme de Sydney - CIAS N° 1) et le Stade olympique. Elle sera reliée à la zone de dernier appel par un tunnel. Les officiels des délégations n'auront pas accès à la salle d'appel ni au tunnel.

A l'exception des marathoniens, tous les athlètes devront se présenter à l'appel avant leurs épreuves à l'heure indiquée dans la liste "premier appel". Les athlètes prenant part aux épreuves combinées ne devront s'y présenter que pour la première épreuve de chaque session (matin et après-midi). Les chefs d'équipe auront la responsabilité d'informer tous les athlètes de l'heure à laquelle ils devront se présenter à l'appel et des procédures à suivre dans les salles d'appel.

Conformément au règlement de l'IAAF, les athlètes qui ne se présenteront pas au premier appel pourront être exclus de l'épreuve en question et de toutes les autres épreuves auxquelles ils se sont inscrits. Une fois dans la salle de premier appel, les athlètes seront identifiés par leurs numéros d'accréditation et de compétition. Les cartes d'accréditation des athlètes seront ramassées par les juges de salle d'appel.

Conformément au règlement de l'IAAF, les juges de la salle de premier appel vérifieront les éléments suivant :

- numéros ;
- chaussures ;
- uniformes ;
- effets personnels (l'utilisation par les athlètes de magnétoscopes, de magnétophones, de radios, de lecteurs de CD, d'émetteurs radio, de téléphones portables ou autres appareils similaires dans l'enceinte du stade est interdite - règle 143 du règlement de l'IAAF) ;
- publicité.

Tout matériel non conforme au règlement sera conservé par les juges en échange d'un reçu. Ce matériel pourra être récupéré à la fin de l'épreuve sur présentation du reçu. Une fois le contrôle effectué, un juge accompagnera les athlètes à la salle de dernier appel située dans le Stade olympique. Les athlètes devront se présenter à la salle de premier appel un certain temps avant le commencement de leurs épreuves :

- pour les épreuves de course sur le stade, à l'exception des courses de haies et des relais, 40 minutes avant le départ officiel de l'épreuve ;
- pour les courses de haies et les relais, 45 minutes avant le départ officiel de l'épreuve ;
- pour le saut en longueur, le triple saut et les lancers, 60 minutes avant le commencement officiel de l'épreuve ;
- pour le saut en hauteur, 70 minutes avant le commencement officiel de l'épreuve ;
- pour le saut à la perche, 90 minutes avant le commencement officiel de l'épreuve ;
- pour le marathon et les épreuves de marche, 30 minutes avant le départ officiel de l'épreuve.



Dernier rappel

L'aire de dernier appel est située au niveau 0 du quart sud-est du Stade olympique. Les installations de l'aire de dernier appel consistent en une piste à 4 couloirs de 60 m en *Mondo SportFlex Super X* pour l'échauffement des athlètes, une zone réservée aux soins médicaux, une salle de repos pour les athlètes des épreuves combinées et des toilettes.

Au dernier appel, les athlètes prenant part aux épreuves de courses recevront deux numéros qu'ils devront coller sur chaque côté de leurs shorts ou de leurs jambes.

Epreuves combinées

Les concurrents des épreuves combinées (décathlon et heptathlon) ne seront tenus de se présenter à la salle de premier appel sur le site d'échauffement (CIAS N° 1), qu'au début de chaque session.

Une salle de repos pour les concurrents des épreuves combinées sera aménagée dans l'aire de dernier appel pour permettre à ces athlètes de se reposer entre deux épreuves. Comme la présence des athlètes n'y est pas obligatoire, cette salle fera office de salle d'appel pour toutes les épreuves d'une même session. Les athlètes sont donc tenus de se présenter dans cette salle avant le commencement d'une épreuve pour la vérification finale.

Les résultats intermédiaires des athlètes aux épreuves combinées seront affichés dans la salle de repos et mis à jour après chaque épreuve. Le SOCOG fournira des fruits et des boissons aux athlètes dans la salle de repos.

Dans la salle de repos des épreuves combinées, les concurrents pourront être accompagnés par la personne de leur choix (entraîneur, médecin, etc.).

Aire de compétition

Après le contrôle effectué dans la salle de dernier appel, à l'heure déterminée pour leur entrée sur le stade, les athlètes seront accompagnés par un juge jusqu'à la ligne de départ ou l'aire de compétition.

Pendant le déroulement d'une épreuve, aucun athlète ne pourra quitter l'aire de compétition sans la permission du juge principal de l'épreuve. Si la permission est accordée, l'athlète devra être accompagné par un juge.

Les athlètes quitteront le Stade olympique par la sortie la plus proche de la ligne d'arrivée et passeront par la zone mixte avant de se rendre au poste de contrôle de fin d'épreuve, où ils pourront récupérer leur effets personnels.

Durant les tours de qualifications des épreuves de sauts et de lancers, les athlètes ayant satisfait aux critères de qualification devront quitter l'aire de compétition accompagnés par un juge.

Durant les finales des épreuves de saut en hauteur et de saut à la perche, les athlètes éliminés pourront quitter l'aire de compétition immédiatement, à condition



qu'ils soient accompagnés par un juge, à l'exception des athlètes classés premier, deuxième et troisième qui partiront ensemble à la fin de l'épreuve.

Ordres de départ

Les ordres de départ seront donnés en anglais. Jusqu'au 400 m, ces ordres seront :

On your marks! (A vos marques !)

Set! (Prêts !)

[coup de pistolet]

A partir du 800 m, ces ordres seront :

On your marks! (A vos marques !)

[coup de pistolet]

APRES LES COMPETITIONS

Zone mixte

A la fin de chaque épreuve, les athlètes seront conduits dans la zone mixte située près de la ligne d'arrivée, au niveau 0 du Stade olympique. Dans cette zone, les médias accrédités seront autorisés à interviewer brièvement les athlètes qui viendront de terminer une compétition. Les athlètes devront passer par cette zone pour sortir de l'aire de compétition et il leur sera demandé de bien vouloir répondre aux questions des journalistes.

Interviews

Juste après la cérémonie de remise des médailles, les athlètes classés premier, deuxième et troisième devront se rendre dans la salle d'interviews du Stade olympique pour prendre part à une conférence de presse. Des interprètes seront sur place.

Contrôle de fin d'épreuve

Le poste de contrôle de fin d'épreuve sera situé à côté de la zone mixte. Des paniers contenant les habits et les sacs laissés par les athlètes au départ de la course y seront déposés. C'est là que les athlètes récupéreront leurs cartes d'accréditation et que les agents de contrôle antidopage rempliront les formalités administratives avec les concurrents qui auront été sélectionnés pour passer le test.

Annonce des résultats

Dès qu'ils seront disponibles, les résultats de chaque épreuve apparaîtront sur le tableau d'affichage électronique du Stade olympique. Une annonce sera faite dans les deux langues officielles des Jeux Olympiques (le français et l'anglais) chaque fois qu'un nouveau résultat apparaîtra sur le tableau d'affichage électronique. Les résultats seront considérés officiels à partir du moment où ils apparaîtront sur le tableau d'affichage.

Les résultats apparaîtront également sur le panneau d'affichage du Centre d'informations techniques (CIT) et sur ceux des sites d'entraînement. Chaque CNO participant aux compétitions d'athlétisme disposera d'un casier à courrier où seront déposés les résultats et autres informations sur les compétitions d'athlétisme. Ces casiers seront situés à l'intérieur du CIT, dans le Stade olympique, et du Centre d'informations sportives, au Village olympique.



Réclamations et recours

Les athlètes auront la possibilité de déposer une réclamation. Les différends devront être réglés conformément à la règle 147 du règlement de l'IAAF. Les réclamations concernant les résultats ou le déroulement d'une épreuve devront être soumises dans les 30 minutes suivant l'annonce officielle des résultats de cette épreuve.

En cas d'appel, celui-ci devra être soumis au jury d'appel dans les 30 minutes suivant l'annonce officielle de la décision prise par l'arbitre. L'appel devra être présenté par écrit, signé par l'officiel responsable au nom de l'athlète concerné et accompagné d'une caution de 100 dollars américains ou de 150 dollars australiens. Cette caution ne sera pas rendue si la réclamation est rejetée. Toute réclamation devra être déposée au CIT Stade olympique, qui la transmettra au secrétaire du jury d'appel.

RÈGLEMENT DES COMPÉTITIONS

Les épreuves d'athlétisme se dérouleront conformément au règlement de l'IAAF (Guide IAAF - 2000-2001) et à la Charte olympique en vigueur au moment des Jeux Olympiques de Sydney 2000. En cas de doute ou de désaccord sur l'interprétation des règles de l'IAAF, le texte anglais fera foi.

En vertu de la Charte olympique, l'IAAF assume la responsabilité du contrôle et de la direction techniques de l'athlétisme aux Jeux Olympiques.



Date	Time	Events	Result Summary
22 SEP		Men's 100m Round 1 / 100 m - Hommes 1er tour	
22 SEP	11:35	Men's 100m Round 1 1/11	1.GHA ZAKARI Aziz 2.AUS JOHNSON Patrick 3.ESP JOSE Venancio
22 SEP	11:41	Men's 100m Round 1 2/11	1.POL NOWAK Marcin 2.NGR EMMANUEL Sunday 3.CUB MAYOLA Freddy
22 SEP	11:47	Men's 100m Round 1 3/11	1.USA JOHNSON Curtis 2.BRA LIMA Vicente 3.GRE THEODORIDIS Georgios
22 SEP	11:53	Men's 100m Round 1 4/11	1.BAR THOMPSON Obadele 2.NGR DEJI Aliu 3.JPN KAWABATA Shingo
22 SEP	11:59	Men's 100m Round 1 5/11	1.GBR CAMPBELL Darren 2.CMR BENGONO II Serge 3.POL BALCERZAK Piotr
22 SEP	12:05	Men's 100m Round 1 6/11	1.USA GREENE Maurice 2.SKN COLLINS Kim 3.CMR BATANGDON Joseph
22 SEP	12:11	Men's 100m Round 1 7/11	1.MRI BUKLAND Stephane 2.GBR CHAMBERS Dwain 3.CAN BAILEY Donovan
22 SEP	12:17	Men's 100m Round 1 8/11	1.TRI BOLDON Ato 2.GAB BOUSSOMBO Antoine 3.GHA MYLES-MILLS Leo
22 SEP	12:23	Men's 100m Round 1 9/11	1.USA DRUMMOND Jonathan 2.AUS SHIRVINGTON Matt 3.JAM JARRETT Patrick
22 SEP	12:29	Men's 100m Round 1 10/11	1.GBR GARDENER Jason 2.JAM FRATER Lindel 3.UKR RURAK Kostyantyn



Date	Time	Events	Result Summary
22 SEP	12:35	Men's 100m Round 1 11/11	1.JAM WILLIAMS Christopher 2.RSA QUINN Mathew 3.JPN ITO Koji
22 SEP		Men's 100m Round 2 / 100 m - Hommes 2e tour	
22 SEP	20:45	Men's 100m Round 2 1/ 5	1.USA GREENE Maurice 2.GHA MYLES-MILLS Leo 3.NGR EMMANUEL Sunday
22 SEP	20:51	Men's 100m Round 2 2/ 5	1.TRI BOLDON Ato 2.SKN COLLINS Kim 3.CAN SURIN Bruny
22 SEP	20:57	Men's 100m Round 2 3/ 5	1.BAR THOMPSON Obadele 2.AUS SHIRVINGTON Matt 3.GHA ZAKARI Aziz
22 SEP	21:03	Men's 100m Round 2 4/ 5	1.GBR CHAMBERS Dwain 2.USA DRUMMOND Jonathan 3.JPN ITO Koji
22 SEP	21:09	Men's 100m Round 2 5/ 5	1.GBR CAMPBELL Darren 2.USA JOHNSON Curtis 3.NGR DEJI Aliu
23 SEP		Men's 100m Semifinals / 100 m - Hommes demi-finales	
23 SEP	18:50	Men's 100m Semifinal 1/ 2	1.GBR CHAMBERS Dwain 2.BAR THOMPSON Obadele 3.GBR CAMPBELL Darren
23 SEP	18:57	Men's 100m Semifinal 2/ 2	1.USA GREENE Maurice 2.USA DRUMMOND Jonathan 3.TRI BOLDON Ato
23 SEP		Men's 100m Final / 100 m - Hommes finale	
23 SEP	20:20	Men's 100m Final	1.USA GREENE Maurice 2.TRI BOLDON Ato 3.BAR THOMPSON Obadele



Date	Time	Events	Result Summary
27 SEP		Men's 200m Round 1 / 200 m - Hommes 1er tour	
27 SEP	10:05	Men's 200m Round 1 1/ 9	1.NGR OBIKWELU Francis 2.MRI BUKLAND Stephane 3.BAH WELLS Renward
27 SEP	10:11	Men's 200m Round 1 2/ 9	1.USA HEARD Floyd 2.JPN ITO Koji 3.FIN HARTONEN Tommi
27 SEP	10:17	Men's 200m Round 1 3/ 9	1.TRI BOLDON Ato 2.SKN COLLINS Kim 3.POL URBAS Marcin
27 SEP	10:23	Men's 200m Round 1 4/ 9	1.USA MILLER Coby 2.GBR CAMPBELL Darren 3.NGR EMEDOLU Uchenna
27 SEP	10:29	Men's 200m Round 1 5/ 9	1.GRE KENTERIS Konstantinos 2.CYP MARCOULLIDES Anninos 3.GBR DEVONISH Marlon
27 SEP	10:35	Men's 200m Round 1 6/ 9	1.JAM WILLIAMS Christopher 2.JPN SUETSUGU Shingo 3.ESP JOSE Venancio
27 SEP	10:41	Men's 200m Round 1 7/ 9	1.BAR THOMPSON Obadele 2.CMR BATANGDON Joseph 3.GAB BOUSSOMBO Antoine
27 SEP	10:47	Men's 200m Round 1 8/ 9	1.USA CAPEL JR John 2.GBR MALCOLM Christian 3.ITA CAVALLARO Alessandro
27 SEP	10:53	Men's 200m Round 1 9/ 9	1.BRA da SILVA Claudinei 2.JAM THOMAS Dwight 3.SEN LOUM Oumar
27 SEP		Men's 200m Round 2 / 200 m - Hommes 2e tour	
27 SEP	19:30	Men's 200m Round 2 1/ 4	1.GBR CAMPBELL Darren 2.GRE KENTERIS Konstantinos 3.TRI BOLDON Ato



Date	Time	Events	Result Summary
27 SEP	19:37	Men's 200m Round 2 2/ 4	1.BAR THOMPSON Obadele 2.USA MILLER Coby 3.SKN COLLINS Kim
27 SEP	19:44	Men's 200m Round 2 3/ 4	1.USA CAPEL JR John 2.GBR MALCOLM Christian 3.BRA da SILVA Claudinei
27 SEP	19:51	Men's 200m Round 2 4/ 4	1.USA HEARD Floyd 2.JAM WILLIAMS Christopher 3.NGR OBIKWELU Francis
28 SEP		Men's 200m Semifinals / 200 m - Hommes demi-finales	
28 SEP	18:20	Men's 200m Semifinal 1/ 2	1.USA CAPEL JR John 2.GBR MALCOLM Christian 3.TRI BOLDON Ato
28 SEP	18:28	Men's 200m Semifinal 2/ 2	1.GRE KENTERIS Konstantinos 2.GBR CAMPBELL Darren 3.BRA da SILVA Claudinei
28 SEP		Men's 200m Final / 200 m - Hommes finale	
28 SEP	20:20	Men's 200m Final	1.GRE KENTERIS Konstantinos 2.GBR CAMPBELL Darren 3.TRI BOLDON Ato
22 SEP		Men's 400m Round 1 / 400 m - Hommes 1er tour	
22 SEP	10:40	Men's 400m Round 1 1/ 9	1.BAH MONCUR Avard 2.GBR CAINES Daniel 3.AUS VINCENT Casey
22 SEP	10:45	Men's 400m Round 1 2/ 9	1.NGR MONYE Jude 2.AUS DWYER Patrick 3.MEX CARDENAS Alejandro
22 SEP	10:50	Men's 400m Round 1 3/ 9	1.BRA PARRELA Sanderlei 2.JAM McFARLANE Danny 3.TUN LABIDI Soufiene
22 SEP	10:55	Men's 400m Round 1 4/ 9	1.JAM HAUGHTON Gregory 2.KEN KIRUI David 3.FRA RAQUIL Marc



Date	Time	Events	Result Summary
22 SEP	11:00	Men's 400m Round 1 5/ 9	1.RSA MOKGANYETSI Hendrick 2.POL HACZEK Piotr 3.ITA ATTENE Alessandro
22 SEP	11:05	Men's 400m Round 1 6/ 9	1.USA HARRISON Alvin 2.JAM CLARKE Davian 3.POL MACKOWIAK Robert
22 SEP	11:10	Men's 400m Round 1 7/ 9	1.USA JOHNSON Michael 2.ESP CANAL David 3.FRA WADE Ibrahima
22 SEP	11:15	Men's 400m Round 1 8/ 9	1.KSA AL-BISHI Hamdan 2.SRI THILAKARATNE Sugath 3.QAT ISMAIL Ibrahim
22 SEP	11:20	Men's 400m Round 1 9/ 9	1.USA PETTIGREW Antonio 2.BAH BROWN Christopher 3.UGA KAMOGA Davis
23 SEP		Men's 400m Round 2 / 400 m - Hommes 2e tour	
23 SEP	21:25	Men's 400m Round 2 1/ 4	1.USA JOHNSON Michael 2.POL HACZEK Piotr 3.BAH MONCUR Avard
23 SEP	21:32	Men's 400m Round 2 2/ 4	1.JAM CLARKE Davian 2.USA PETTIGREW Antonio 3.KSA AL-BISHI Hamdan
23 SEP	21:39	Men's 400m Round 2 3/ 4	1.USA HARRISON Alvin 2.JAM HAUGHTON Gregory 3.ITA ATTENE Alessandro
23 SEP	21:46	Men's 400m Round 2 4/ 4	1.POL MACKOWIAK Robert 2.RSA MOKGANYETSI Hendrick 3.GBR CAINES Daniel
24 SEP		Men's 400m Semifinals / 400 m - Hommes demi-finales	
24 SEP	21:00	Men's 400m Semifinal 1/ 2	1.USA HARRISON Alvin 2.USA JOHNSON Michael 3.JAM HAUGHTON Gregory



Date	Time	Events	Result Summary
24 SEP	21:07	Men's 400m Semifinal 2/ 2	1.USA PETTIGREW Antonio 2.JAM McFARLANE Danny 3.RSA MOKGANYETSI Hendrick
25 SEP		Men's 400m Final / 400 m - Hommes finale	
25 SEP	20:25	Men's 400m Final	1.USA JOHNSON Michael 2.USA HARRISON Alvin 3.JAM HAUGHTON Gregory
23 SEP		Men's 800m Round 1 / 800 m - Hommes 1er tour	
23 SEP	10:45	Men's 800m Round 1 1/ 8	1.ITA LONGO Andrea 2.NOR RODAL Vebjoern 3.GBR McILROY James
23 SEP	10:52	Men's 800m Round 1 2/ 8	1.GER SCHUMANN Nils 2.ALG SAID-GUERNI Djabir 3.BDI HATUNGIMANA Arthemon
23 SEP	10:59	Men's 800m Round 1 3/ 8	1.RSA SEPENG Hezekiel 2.ALG HECINI Adem 3.KEN MUTUA Joseph
23 SEP	11:06	Men's 800m Round 1 4/ 8	1.DEN KIPKETER Wilson 2.BOT DUBE Glody 3.RSA BOTHA Johan
23 SEP	11:13	Men's 800m Round 1 5/ 8	1.BLR PELEPYAGIN Pavel 2.BDI NDUWIMANA Jean Patrick 3.MAR HAIDA El Mahjoub
23 SEP	11:20	Men's 800m Round 1 6/ 8	1.RUS BORZAKOVSKIY Yuriy 2.KEN KIMUTAI Japheth 3.AUS CREMER Grant
23 SEP	11:27	Men's 800m Round 1 7/ 8	1.MAR TIGHAZOUINE Khalid 2.SUI BUCHER Andre 3.LAT LACIS Viktors
23 SEP	11:34	Men's 800m Round 1 8/ 8	1.RSA BOTHA Werner 2.MAR CHEHIBI Mouhssin 3.NED SOM Bram



Date	Time	Events	Result Summary
25 SEP		Men's 800m Semifinal / 800 m - Hommes demi-finales	
25 SEP	22:55	Men's 800m Semifinal 1/ 3	1.GER SCHUMANN Nils 2.SUI BUCHER Andre 3.BOT DUBE Glody
25 SEP	23:12	Men's 800m Semifinal 2/ 3	1.ALG SAID-GUERNI Aissa Djabir 2.RUS BORZAKOVSKIY Yuriy 3.MAR TIGHAZOUINE Khalid
25 SEP	23:29	Men's 800m Semifinal 3/ 3	1.DEN KIPKETER Wilson 2.ITA LONGO Andrea 3.ALG HECINI Adem
27 SEP		Men's 800m Final / 800 m - Hommes finale	
27 SEP	20:20	Men's 800m Final	1.GER SCHUMANN Nils 2.DEN KIPKETER Wilson 3.ALG SAID-GUERNI Aissa Djabir
25 SEP		Men's 1500m Round 1 / 1 500 m - Hommes 1er tour	
25 SEP	10:40	Men's 1500m Round 1 1/ 3	1.MAR EL GUERROUJ Hicham 2.ESP REDOLAT Jose Antonio 3.ALG BOULAHFANE Kamel
25 SEP	10:48	Men's 1500m Round 1 2/ 3	1.FRA BAALA Medhi 2.KEN LAGAT Bernard 3.ESP HIGUERO Juan Carlos
25 SEP	10:56	Men's 1500m Round 1 3/ 3	1.KEN NGENY Noah 2.ALG MORCELI Nourredine 3.ESP DIAZ Andres
27 SEP		Men's 1500m Semifinal / 1 500 m - Hommes demi-finale	
27 SEP	18:30	Men's 1500m Semifinal 1/ 2	1.KEN NGENY Noah 2.CAN SULLIVAN Kevin 3.USA PYRAH Jason
27 SEP	18:40	Men's 1500m Semifinal 2/ 2	1.MAR EL GUERROUJ Hicham 2.KEN LAGAT Bernard 3.ETH ZEGEYE Daniel



Date	Time	Events	Result Summary
29 SEP		Men's 1500m Final / 1 500 m - Hommes finale	
29 SEP	20:00	Men's 1500m Final	1.KEN NGENY Noah 2.MAR EL GUERROUJ Hicham 3.KEN LAGAT Bernard
27 SEP		Men's 5000m Round 1 / 5 000 m - Hommes 1er tour	
27 SEP	22:05	Men's 5000m Round 1 1/2	1.MAR LAHLAFI Brahim 2.ETH WOLDE Millon 3.ETH BAYISSA Fita
27 SEP	22:25	Men's 5000m Round 1 2/2	1.ALG SAIDI-SIEF Ali 2.UKR LEBID Serigy 3.ETH ALEMU Dagne
30 SEP		Men's 5000m Final / 5 000 m - Hommes finale	
30 SEP	20:50	Men's 5000m Final	1.ETH WOLDE Millon 2.ALG SAIDI-SIEF Ali 3.MAR LAHLAFI Brahim
22 SEP		Men's 10000m Round 1 / 10 000 m - Hommes 1er tour	
22 SEP	21:30	Men's 10000m Round 1 1/2	1.ETH GEBRSELESSIE Haile 2.KEN IVUTI Patrick 3.KEN KORIR John
22 SEP	22:05	Men's 10000m Round 1 2/2	1.ETH TOLLA Girma 2.KEN TERGAT Paul 3.JPN HANADA Katsuhiko
25 SEP		Men's 10000m Final / 10 000 m - Hommes finale	
25 SEP	22:00	Men's 10000m Final	1.ETH GEBRSELESSIE Haile 2.KEN TERGAT Paul 3.ETH MEZGEBU Assefa
24 SEP		Men's 110m Hurdles Round 1 / 110 m haies - Hommes 1er tour	
24 SEP	10:00	Men's 110m Hurdles Round 1 1/6	1.USA CREAR Mark 2.LAT OLIJARS Stanislavs 3.AUS VANDER-KUYP Kyle
24 SEP	10:08	Men's 110m Hurdles Round 1 2/6	1.HAI DORIVAL Dudley 2.CUB HERNANDEZ Yoel 3.RSA BOWNES Shaun



Date	Time	Events	Result Summary
24 SEP	10:16	Men's 110m Hurdles Round 1 3/ 6	1.CUB GARCIA Anier 2.RUS KISLYKH Andrey 3.HUN KOVACS Balazs
24 SEP	10:24	Men's 110m Hurdles Round 1 4/ 6	1.GER SCHWARTHOFF Florian 2.SWE KRONBERG Robert 3.USA TRAMMELL Terrence
24 SEP	10:32	Men's 110m Hurdles Round 1 5/ 6	1.USA JOHNSON Allen 2.RUS PECHENKIN Eugeni 3.BEL NSENGA Jonathan
24 SEP	10:40	Men's 110m Hurdles Round 1 6/ 6	1.GBR JACKSON Colin 2.POL SCIGACZEWSKI Tomasz 3.ITA GIACONI Andrea
24 SEP		Men's 110m Hurdles Round 2 / 110 m haies - Hommes 2e tour	
24 SEP	20:20	Men's 110m Hurdles Round 2 1/ 4	1.CUB GARCIA Anier 2.GER BALZER Falk 3.USA CREAR Mark
24 SEP	20:28	Men's 110m Hurdles Round 2 2/ 4	1.HAI DORIVAL Dudley 2.RSA BOWNES Shaun 3.POL SCIGACZEWSKI Tomasz
24 SEP	20:36	Men's 110m Hurdles Round 2 3/ 4	1.GER SCHWARTHOFF Florian 2.USA JOHNSON Allen 3.SWE KRONBERG Robert
24 SEP	20:44	Men's 110m Hurdles Round 2 4/ 4	1.GBR JACKSON Colin 2.USA TRAMMELL Terrence 3.LAT OLIJARS Stanislavs
25 SEP		Men's 110m Hurdles Semifinals / 110 m haies - Hommes demi-finales	
25 SEP	18:40	Men's 110m Hurdles Semifinal 1/ 2	1.CUB GARCIA Anier 2.USA CREAR Mark 3.HAI DORIVAL Dudley
25 SEP	18:48	Men's 110m Hurdles Semifinal 2/ 2	1.USA TRAMMELL Terrence 2.USA JOHNSON Allen 3.GBR JACKSON Colin



Date	Time	Events	Result Summary
25 SEP		Men's 110m Hurdles Final / 110 m haies - Hommes finale	
25 SEP	20:40	Men's 110m Hurdles Final	1.CUB GARCIA Anier 2.USA TRAMMELL Terrence 3.USA CREAR Mark
24 SEP		Men's 400m Hurdles Round 1 / 400 m haies - Hommes 1er tour	
24 SEP	18:15	Men's 400m Hurdles Round 1 1/ 8	1.RSA HERBERT Llewellyn 2.GER GOLLER Thomas 3.RUS MASHCHENKO Ruslan
24 SEP	18:22	Men's 400m Hurdles Round 1 2/ 8	1.ITA MORI Fabrizio 2.RUS GORBAN Boris 3.DOM SANCHEZ Felix
24 SEP	18:29	Men's 400m Hurdles Round 1 3/ 8	1.USA TAYLOR Angelo 2.JAM MORGAN Dinsdale 3.SEN FAYE Ibou
24 SEP	18:36	Men's 400m Hurdles Round 1 4/ 8	1.CZE MUZIK Jiri 2.USA THOMAS Eric A 3.GRE IAKOVAKIS Periklis
24 SEP	18:43	Men's 400m Hurdles Round 1 5/ 8	1.GBR RAWLINSON Christopher 2.POL JANUSZEWSKI Pawel 3.HUN BEDI Tibor
24 SEP	18:49	Men's 400m Hurdles Round 1 6/ 8	1.KSA SOMAYLI Hadi Souan 2.USA CARTER James 3.RSA MYBURGH Alwyn
24 SEP	18:55	Men's 400m Hurdles Round 1 7/ 8	1.ZAM MATETE Samuel 2.UKR GORBENKO Gennadiy 3.GBR DOUGLAS Matt
24 SEP	19:01	Men's 400m Hurdles Round 1 8/ 8	1.BRA ARAUJO Eronildes 2.ITA FRINOLLI PUZZILLI Giorgio 3.RUS SHIRYAYEV Vladislav
25 SEP		Men's 400m Hurdles Semifinals / 400 m haies - Hommes demi-finales	
25 SEP	19:45	Men's 400m Hurdles Semifinal 1/ 3	1.KSA SOMAYLI Hadi 2.ITA MORI Fabrizio 3.UKR GORBENKO Gennadiy



Date	Time	Events	Result Summary
25 SEP	19:52	Men's 400m Hurdles Semifinal 2/ 3	1.RSA HERBERT Llewellyn 2.USA TAYLOR Angelo 3.RUS MASHCHENKO Ruslan
25 SEP	19:59	Men's 400m Hurdles Semifinal 3/ 3	1.USA CARTER James 2.BRA ARAUJO Eronildes 3.ZAM MATETE Samuel
27 SEP		Men's 400m Hurdles Final / 400 m haies - Hommes finale	
27 SEP	20:35	Men's 400m Hurdles Final	1.USA TAYLOR Angelo 2.KSA SOMAYLI Hadi 3.RSA HERBERT Llewellyn
29 SEP		Men's 4x100m Relay Round 1 / Relais 4 x 100 m - Hommes 1er tour	
29 SEP	10:00	Men's 4x100m Relay Round 1 1/ 5	1.CIV CÔTE d'IVOIRE 2.THA THAILAND 3.GUA GUATEMALA
29 SEP	10:08	Men's 4x100m Relay Round 1 2/ 5	1.BRA BRAZIL 2.ITA ITALY 3.NGR NIGERIA
29 SEP	10:16	Men's 4x100m Relay Round 1 3/ 5	1.FRA FRANCE 2.GRE GREECE 3.CAN CANADA
29 SEP	10:24	Men's 4x100m Relay Round 1 4/ 5	1.CUB CUBA 2.AUS AUSTRALIA 3.TRI TRINIDAD & TOBAGO
29 SEP	10:32	Men's 4x100m Relay Round 1 5/ 5	1.USA UNITED STATES of AMERICA 2.JPN JAPAN 3.POL POLAND
29 SEP		Men's 4x100m Relay Semifinal / Relais 4 x 100 m - Hommes demi-finales	
29 SEP	20:50	Men's 4x100m Relay Semifinal 1/ 2	1.USA UNITED STATES of AMERICA 2.JAM JAMAICA 3.FRA FRANCE
29 SEP	20:58	Men's 4x100m Relay Semifinal 2/ 2	1.CUB CUBA 2.BRA BRAZIL 3.JPN JAPAN



Date	Time	Events	Result Summary
30 SEP		Men's 4x100m Relay Final / Relais 4 x 100 m - Hommes finale	
30 SEP	20:05	Men's 4x100m Relay Final	1.USA UNITED STATES of AMERICA 2.BRA BRAZIL 3.CUB CUBA
29 SEP		Men's 4x400m Relay Round 1 / Relais 4 x 400 m - Hommes 1er tour	
29 SEP	13:00	Men's 4x400m Relay Round 1 1/ 5	1.JAM JAMAICA 2.GBR GREAT BRITAIN 3.FRA FRANCE
29 SEP	13:09	Men's 4x400m Relay Round 1 2/ 5	1.SRI SRI LANKA 2.KEN KENYA 3.IRL IRELAND
29 SEP	13:18	Men's 4x400m Relay Round 1 3/ 5	1.USA UNITED STATES of AMERICA 2.RSA SOUTH AFRICA 3.AUS AUSTRALIA
29 SEP	13:27	Men's 4x400m Relay Round 1 4/ 5	1.JPN JAPAN 2.RUS RUSSIAN FEDERATION 3.ZIM ZIMBABWE
29 SEP	13:36	Men's 4x400m Relay Round 1 5/ 5	1.NGR NIGERIA 2.POL POLAND 3.BAH BAHAMAS
29 SEP		Men's 4x400m Relay Semifinals / Relais 4 x 400 m - Hommes demi-finales	
29 SEP	21:30	Men's 4x400m Relay Semifinal 1/ 2	1.USA UNITED STATES of AMERICA 2.JAM JAMAICA 3.BAH BAHAMAS
29 SEP	21:39	Men's 4x400m Relay Semifinal 2/ 2	1.NGR NIGERIA 2.GBR GREAT BRITAIN 3.AUS AUSTRALIA
30 SEP		Men's 4x400m Relay Final / Relais 4 x 400 m - Hommes finale	
30 SEP	22:20	Men's 4x400m Relay Final	1.USA UNITED STATES of AMERICA 2.NGR NIGERIA 3.JAM JAMAICA



Date	Time	Events	Result Summary
27 SEP		Men's 3000m Steeplechase Round 1 / 3 000 m steeple - Hommes 1er tour	
27 SEP	11:55	Men's 3000m Steeplechase Round 1 1/ 3	1.KEN KOSGEI Reuben 2.MAR EZZINE Ali 3.AUT WEIDLINGER Guenther
27 SEP	12:08	Men's 3000m Steeplechase Round 1 2/ 3	1.KEN BARMASAI Bernard 2.NOR SVENOEY Jim 3.QAT SAIFELDIN Khamis A
27 SEP	12:21	Men's 3000m Steeplechase Round 1 3/ 3	1.ALG BESSOU Laid 2.KEN KIPKETER Wilson Boit 3.NED VROEMEN Simon
29 SEP		Men's 3000m Steeplechase Final / 3 000 m steeple - Hommes finale	
29 SEP	19:25	Men's 3000m Steeplechase Final	1.KEN KOSGEI Reuben 2.KEN KIPKETER Wilson Boit 3.MAR EZZINE Ali
28 SEP		Men's Wheelchair 1500m Final / 1 500 m fauteuil roulant Hommes	
28 SEP	19:40	Men's Wheelchair 1500m Final	1.MEX MENDOZA Saul 2.FRA ISSORAT Claude 3.SUI FREI Heinz
22 SEP		Women's 100m Round 1 / 100 m - Femmes 1er tour	
22 SEP	13:05	Women's 100m Round 1 1/10	1.BAH FYNES Sevatheda 2.CMR MANI Leonie 3.SKN BASS Valma
22 SEP	13:11	Women's 100m Round 1 2/10	1.FRA ARRON Christine 2.UZB PEREPELOVA Lyubov 3.IRL REILLY Sarah
22 SEP	13:17	Women's 100m Round 1 3/10	1.UKR PINTUSEVYCH Zhanna 2.JAM McDONALD Beverly 3.NGR EKAH Joan Uduak
22 SEP	13:23	Women's 100m Round 1 4/10	1.SRI JAYASINGHE Susanthika 2.UKR KRAVCHENKO Anzhela 3.NGR ONYALI-OMAGBEMI Mary



Date	Time	Events	Result Summary
22 SEP	13:29	Women's 100m Round 1 5/10	1.GRE THANOU Ekaterini 2.UKR PUKHA Iryna 3.MAD RAKOTONDRABE Hanitriniaina
22 SEP	13:35	Women's 100m Round 1 6/10	1.USA JONES Marion 2.FRA CITTE Sandra 3.GHA TWUM Monica Afia
22 SEP	13:41	Women's 100m Round 1 7/10	1.BAH STURRUP Chandra 2.NGR NKU Mercy 3.RUS IGNATOVA Natalya
22 SEP	13:47	Women's 100m Round 1 8/10	1.BAH FERGUSON Debbie 2.CHN LI Xuemei 3.USA EDWARDS Torri
22 SEP	13:53	Women's 100m Round 1 9/10	1.JAM OTTEY Merlene 2.BUL PENDAREVA Petya 3.AUS GAINSFORD-TAYLOR Melinda
22 SEP	13:59	Women's 100m Round 1 10/10	1.USA GAINES Chryste 2.JAM LAWRENCE Tayna 3.GHA NSIAH Vida
22 SEP		Women's 100m Round 2 / 100 m - Femmes 2e tour	
22 SEP	20:15	Women's 100m Round 2 1/ 4	1.JAM OTTEY Merlene 2.BAH FERGUSON Debbie 3.NGR NKU Mercy
22 SEP	20:21	Women's 100m Round 2 2/ 4	1.USA JONES Marion 2.GRE THANOU Ekaterini 3.JAM LAWRENCE Tayna
22 SEP	20:27	Women's 100m Round 2 3/ 4	1.UKR PINTUSEVYCH Zhanna 2.USA GAINES Chryste 3.BAH STURRUP Chandra
22 SEP	20:33	Women's 100m Round 2 4/ 4	1.BAH FYNES Sevatheda 2.GHA NSIAH Vida 3.CMR MANI Leonie



Date	Time	Events	Result Summary
23 SEP		Women's 100m Semifinals / 100 m - Femmes demi-finales	
23 SEP	18:30	Women's 100m Semifinal 1/ 2	1.JAM OTTEY Merlene 2.BAH STURRUP Chandra 3.UKR PINTUSEVYCH Zhanna
23 SEP	18:37	Women's 100m Semifinal 2/ 2	1.USA JONES Marion 2.GRE THANOU Ekaterini 3.JAM LAWRENCE Tayna
23 SEP		Women's 100m Final / 100 m - Femmes finale	
23 SEP	20:05	Women's 100m Final	1.USA JONES Marion 2.GRE THANOU Ekaterini 3.JAM LAWRENCE Tayna
27 SEP		Women's 200m Round 1 / 200 m - Femmes 1er tour	
27 SEP	11:09	Women's 200m Round 1 1/ 7	1.USA JONES Marion 2.CAY MOTHERSILL Cydonie 3.COL PALACIOS Felipa
27 SEP	11:15	Women's 200m Round 1 2/ 7	1.CMR MANI Leonie 2.FRA HURTIS Muriel 3.AUS FREEMAN Cathy
27 SEP	11:21	Women's 200m Round 1 3/ 7	1.AUS HEWITT Lauren 2.NGR NKU Mercy 3.USA PERRY Nanceen
27 SEP	11:27	Women's 200m Round 1 4/ 7	1.AUS GAINSFORD-TAYLOR Melinda 2.CIV AYETOTCHE Louise 3.BAH STURRUP Chandra
27 SEP	11:33	Women's 200m Round 1 5/ 7	1.JAM McDONALD Beverly 2.BAH DAVIS-THOMPSON Pauline 3.RUS KHABAROVA Irina
27 SEP	11:39	Women's 200m Round 1 6/ 7	1.NGR ONYALI-OMAGBEMI Mary 2.BAH FERGUSON Debbie 3.GER MULRAIN Sabrina
27 SEP	11:45	Women's 200m Round 1 7/ 7	1.SRI JAYASINGHE Susanthika 2.UKR PINTUSEVYCH Zhanna 3.USA EDWARDS Torri



Date	Time	Events	Result Summary
27 SEP		Women's 200m Round 2 / 200 m - Femmes 2e tour	
27 SEP	18:55	Women's 200m Round 2 1/ 4	1.JAM McDONALD Beverly 2.BAH DAVIS-THOMPSON Pauline 3.AUS FREEMAN Cathy
27 SEP	19:01	Women's 200m Round 2 2/ 4	1.AUS GAINSFORD-TAYLOR Melinda 2.USA JONES Marion 3.UKR PINTUSEVYCH Zhanna
27 SEP	19:07	Women's 200m Round 2 3/ 4	1.BAH FERGUSON Debbie 2.CMR MANI Leonie 3.USA EDWARDS Torri
27 SEP	19:13	Women's 200m Round 2 4/ 4	1.SRI JAYASINGHE Susanthika 2.CIV AYETOTCHE Louise 3.AUS HEWITT Lauren
28 SEP		Women's 200m Semifinals / 200 m - Femmes demi-finales	
28 SEP	18:00	Women's 200m Semifinal 1/ 2	1.USA JONES Marion 2.BAH FERGUSON Debbie 3.JAM McDONALD Beverly
28 SEP	18:08	Women's 200m Semifinal 2/ 2	1.BAH DAVIS-THOMPSON Pauline 2.SRI JAYASINGHE Susanthika 3.AUS GAINSFORD-TAYLOR Melinda
28 SEP		Women's 200m Final / 200 m - Femmes finale	
28 SEP	19:55	Women's 200m Final	1.USA JONES Marion 2.BAH DAVIS-THOMPSON Pauline 3.SRI JAYASINGHE Susanthika
22 SEP		Women's 400m Round 1 / 400 m - Femmes 1er tour	
22 SEP	19:24	Women's 400m Round 1 1/ 8	1.USA COLANDER-RICHARDSON La Tasha 2.CMR NGUIMGO Mireille 3.RSA SEYERLING Heide
22 SEP	19:30	Women's 400m Round 1 2/ 8	1.NGR OPARA Charity 2.RUS NAZAROVA Natalya 3.SRI DARSHA Damayanthi



Date	Time	Events	Result Summary
22 SEP	19:36	Women's 400m Round 1 3/ 8	1.SEN MBACKE THIAM Amy 2.MEX GUEVARA Ana 3.ROM RUCIU Otilia Silvia
22 SEP	19:42	Women's 400m Round 1 4/ 8	1.AUS FREEMAN Cathy 2.USA HENNAGAN Monique 3.CMR KOMGANG FOTSING Claudine
22 SEP	19:48	Women's 400m Round 1 5/ 8	1.GBR MERRY Katharine 2.JAM RICHARDS Sandie 3.AUS PERIS-KNEEBONE Nova
22 SEP	19:54	Women's 400m Round 1 6/ 8	1.CZE BURIANOVA Jitka 2.NGR AFOLABI Olabisi 3.JAM GRAHAM Lorraine
22 SEP	20:00	Women's 400m Round 1 7/ 8	1.IND K M Beena Mol 2.RUS KOTLYAROVA Olga 3.LTU MININA Zana
22 SEP	20:06	Women's 400m Round 1 8/ 8	1.CAN ANTOINE Ladonna 2.NGR OGUNKOYA Falilat 3.GBR FRASER Donna
23 SEP		Women's 400m Round 2 / 400 m - Femmes 2e tour	
23 SEP	19:30	Women's 400m Round 2 1/ 4	1.CZE BURIANOVA Jitka 2.CAN ANTOINE Ladonna 3.AUS PERIS-KNEEBONE Nova
23 SEP	19:37	Women's 400m Round 2 2/ 4	1.GBR MERRY Katharine 2.RSA SEYERLING Heide 3.RUS KOTLYAROVA Olga
23 SEP	19:44	Women's 400m Round 2 3/ 4	1.JAM GRAHAM Lorraine 2.MEX GUEVARA Ana 3.SEN MBACKE THIAM Amy
23 SEP	19:51	Women's 400m Round 2 4/ 4	1.AUS FREEMAN Cathy 2.NGR OGUNKOYA Falilat 3.GBR FRASER Donna



Date	Time	Events	Result Summary
24 SEP		Women's 400m Semifinals / 400 m - Femmes demi-finales	
24 SEP	20:00	Women's 400m Semifinal 1/ 2	1.JAM GRAHAM Lorraine 2.GBR MERRY Katharine 3.RSA SEYERLING Heide
24 SEP	20:07	Women's 400m Semifinal 2/ 2	1.AUS FREEMAN Cathy 2.MEX GUEVARA Ana 3.NGR OGUNKOYA Falilat
25 SEP		Women's 400m Final / 400 m - Femmes finale	
25 SEP	20:10	Women's 400m Final	1.AUS FREEMAN Cathy 2.JAM GRAHAM Lorraine 3.GBR MERRY Katharine
22 SEP		Women's 800m Round 1 / 800 m - Femmes 1er tour	
22 SEP	10:00	Women's 800m Round 1 1/ 5	1.MOZ MUTOLA Maria 2.AUS LEWIS Tamsyn 3.MAR BENHASSI Hasna
22 SEP	10:00	Women's 800m Round 1 2/ 5	1.USA MILES-CLARK Jearl 2.SLO LANGERHOLC Brigita 3.RUS RASPOPOVA Olga
22 SEP	10:00	Women's 800m Round 1 3/ 5	1.ESP MARTINEZ Mayte 2.RUS MISTYUKEVICH Irina 3.CUB CALATAYUD Zulia
22 SEP	10:00	Women's 800m Round 1 4/ 5	1.GBR HOLMES Kelly 2.USA CLARK Hazel 3.RUS TSYGANOVA Natalya
22 SEP	10:00	Women's 800m Round 1 5/ 5	1.AUT GRAF Stephanie 2.GER GESELL Claudia 3.CZE FUCHSOVA Helena
23 SEP		Women's 800m Semifinal / 800 m - Femmes demi-finale	
23 SEP	19:10	Women's 800m Semifinal 1/ 2	1.MOZ MUTOLA Maria 2.MAR BENHASSI Hasna 3.CUB CALATAYUD Zulia
23 SEP	19:17	Women's 800m Semifinal 2/ 2	1.AUT GRAF Stephanie 2.GBR HOLMES Kelly 3.CZE FUCHSOVA Helena



Date	Time	Events	Result Summary
25 SEP		Women's 800m Final / 800 m - Femmes finale	
25 SEP	21:35	Women's 800m Final	1.MOZ MUTOLA Maria 2.AUT GRAF Stephanie 3.GBR HOLMES Kelly
27 SEP		Women's 1500m Round 1 / 1 500 m - Femmes 1er tour	
27 SEP	9:35	Women's 1500m Round 1 1/ 3	1.USA FAVOR HAMILTON Suzy 2.POL JAKUBCZAK Anna 3.ROM SZABO Gabriela
27 SEP	9:44	Women's 1500m Round 1 2/ 3	1.ROM SZEKELY Violeta 2.POL CHOJECKA Lidia 3.GBR HOLMES Kelly
27 SEP	9:53	Women's 1500m Round 1 3/ 3	1.ETH DULECHA Kutre 2.ALG MERAH-BENIDA Nouria 3.GBR TULLETT Hayley
28 SEP		Women's 1500m Semifinal / 1 500 m - Femmes demi-finale	
28 SEP	19:00	Women's 1500m Semifinal 1/ 2	1.ALG MERAH-BENIDA Nouria 2.USA FAVOR HAMILTON Suzy 3.GBR TULLETT Hayley
28 SEP	19:10	Women's 1500m Semifinal 2/ 2	1.ROM SZEKELY Violeta 2.ETH DULECHA Kutre 3.POL JAKUBCZAK Anna
30 SEP		Women's 1500m Final / 1 500 m - Femmes finale	
30 SEP	20:20	Women's 1500m Final	1.ALG MERAH-BENIDA Nouria 2.ROM SZEKELY Violeta 3.ROM SZABO Gabriela
22 SEP		Women's 5000m Round 1 / 5 000 m - Femmes 1er tour	
22 SEP	18:00	Women's 5000m Round 1 1/ 3	1.IRL O'SULLIVAN Sonia 2.GBR PAVEY Jo 3.ETH WAMI Gete
22 SEP	18:25	Women's 5000m Round 1 2/ 3	1.KEN CHERUIYOT Rose 2.ETH WORKU Ayelech 3.RUS YEGOROVA Olga



Date	Time	Events	Result Summary
22 SEP	18:50	Women's 5000m Round 1 3/ 3	1.ROM SZABO Gabriela 2.ETH KIDANE Worknesh 3.RUS TOMASHOVA Tatyana
25 SEP		Women's 5000m Final / 5 000 m - Femmes finale	
25 SEP	20:55	Women's 5000m Final	1.ROM SZABO Gabriela 2.IRL O'SULLIVAN Sonia 3.ETH WAMI Gete
27 SEP		Women's 10000m Round 1 / 10 000 m - Femmes 1er tour	
27 SEP	12:40	Women's 10000m Round 1 1/ 2	1.ETH TULU Derartu 2.KEN LOROUPE Tegla 3.POR RIBEIRO Fernanda
27 SEP	13:20	Women's 10000m Round 1 2/ 2	1.KEN BARSOSIO Sally 2.KEN TIMBILIL Alice 3.ETH ADERE Berhane
30 SEP		Women's 10000m Final / 10 000 m - Femmes finale	
30 SEP	19:00	Women's 10000m Final	1.ETH TULU Derartu 2.ETH WAMI Gete 3.POR RIBEIRO Fernanda
25 SEP		Women's 100m Hurdles Round 1 / 100 m haies - Femmes 1er tour	
25 SEP	11:30	Women's 100m Hurdles Round 1 1/ 5	1.JAM ENNIS-LONDON Delloreen 2.FRA FERGA Linda 3.RUS LAUKHOVA Svetlana
25 SEP	11:38	Women's 100m Hurdles Round 1 2/ 5	1.CAN ANDERSON Katie 2.USA COUCH Sharon 3.JAM FREEMAN Michelle
25 SEP	11:46	Women's 100m Hurdles Round 1 3/ 5	1.KAZ SHISHIGINA Olga 2.USA MORRISON Melissa 3.RUS SHEKHODANOVA Natalya
25 SEP	11:54	Women's 100m Hurdles Round 1 4/ 5	1.NGR ALOZIE Glory 2.FRA RAMALALANIRINA Nicole 3.CUB LOPEZ Aliuska



Date	Time	Events	Result Summary
25 SEP	12:02	Women's 100m Hurdles Round 1 5/ 5	1.USA DEVERS Gail 2.JAM FOSTER Brigitte 3.SRI FONSEKA Sriyani
25 SEP		Women's 100m Hurdles Round 2 / 100 m haies - Femmes 2e tour	
25 SEP	18:00	Women's 100m Hurdles Round 2 1/ 3	1.USA MORRISON Melissa 2.NGR ALOZIE Glory 3.CUB LOPEZ Aliuska
25 SEP	18:08	Women's 100m Hurdles Round 2 2/ 3	1.KAZ SHISHIGINA Olga 2.USA COUCH Sharon 3.FRA RAMALALANIRINA Nicole
25 SEP	18:16	Women's 100m Hurdles Round 2 3/ 3	1.USA DEVERS Gail 2.FRA FERGA Linda 3.JAM FOSTER Brigitte
27 SEP		Women's 100m Hurdles Semifinals / 100 m haies - Femmes demi-finales	
27 SEP	18:00	Women's 100m Hurdles Semifinal 1/ 2	1.FRA RAMALALANIRINA Nicole 2.USA MORRISON Melissa 3.FRA FERGA Linda
27 SEP	18:08	Women's 100m Hurdles Semifinal 2/ 2	1.NGR ALOZIE Glory 2.JAM FOSTER Brigitte 3.KAZ SHISHIGINA Olga
27 SEP		Women's 100m Hurdles Final / 100 m haies - Femmes finale	
27 SEP	20:10	Women's 100m Hurdles Final	1.KAZ SHISHIGINA Olga 2.NGR ALOZIE Glory 3.USA MORRISON Melissa
24 SEP		Women's 400m Hurdles Round 1 / 400 m haies - Femmes 1er tour	
24 SEP	19:15	Women's 400m Hurdles Round 1 1/ 5	1.MAR BIDOJANE Nouzha 2.USA BATTEN Kim 3.BAR BLACKETT Andrea
24 SEP	19:22	Women's 400m Hurdles Round 1 2/ 5	1.CUB PERNIA Daimi 2.GER MEISSNER Heike 3.GBR DANVERS Natasha



Date	Time	Events	Result Summary
24 SEP	19:29	Women's 400m Hurdles Round 1 3/ 5	1.JAM HEMMINGS Deon 2.UKR TERESHCHUK-ANTIPOVA Tetyana 3.AUS PITTMAN Jana
24 SEP	19:36	Women's 400m Hurdles Round 1 4/ 5	1.USA GLOVER Sandra 2.GER URBANSKY Ulrike 3.KAZ TORSHINA Natalya
24 SEP	19:43	Women's 400m Hurdles Round 1 5/ 5	1.RUS PRIVALOVA Irina 2.ISL ARNARDOTTIR Gudrun 3.ROM TIRLEA Ionela
25 SEP		Women's 400m Hurdles Semifinals / 400 m haies - Femmes demi-finales	
25 SEP	19:15	Women's 400m Hurdles Semifinal 1/ 2	1.JAM HEMMINGS Deon 2.CUB PERNIA Daimi 3.GBR DANVERS Natasha
25 SEP	19:23	Women's 400m Hurdles Semifinal 2/ 2	1.RUS PRIVALOVA Irina 2.MAR BIDOUANE Nouzha 3.UKR TERESHCHUK-ANTIPOVA Tetyana
27 SEP		Women's 400m Hurdles Final / 400 m haies - Femmes finale	
27 SEP	20:55	Women's 400m Hurdles Final	1.RUS PRIVALOVA Irina 2.JAM HEMMINGS Deon 3.MAR BIDOUANE Nouzha
29 SEP		Women's 4x100m Relay Round 1 / Relais 4 x 100 m - Femmes 1er tour	
29 SEP	10:45	Women's 4x100m Relay Round 1 1/ 4	1.FRA FRANCE 2.GRE GREECE 3.POL POLAND
29 SEP	10:53	Women's 4x100m Relay Round 1 2/ 4	1.JAM JAMAICA 2.GER GERMANY 3.CHN PEOPLE'S REPUBLIC of CHINA
29 SEP	11:01	Women's 4x100m Relay Round 1 3/ 4	1.BAH BAHAMAS 2.FIN FINLAND 3.GHA GHANA
29 SEP	11:09	Women's 4x100m Relay Round 1 4/ 4	1.USA UNITED STATES of AMERICA 2.RUS RUSSIAN 3.NGR NIGERIA



Date	Time	Events	Result Summary
29 SEP		Women's 4x100m Relay Semifinals / Relais 4 x 100 m - Femmes demi-finales	
29 SEP	20:20	Women's 4x100m Relay Semifinal 1/ 2	1.BAH BAHAMAS 2.USA UNITED STATES of AMERICA 3.NGR NIGERIA
29 SEP	20:28	Women's 4x100m Relay Semifinal 2/ 2	1.JAM JAMAICA 2.FRA FRANCE 3.GER GERMANY
30 SEP		Women's 4x100m Relay Final / Relais 4 x 100 m - Femmes finale	
30 SEP	19:40	Women's 4x100m Relay Final	1.BAH BAHAMAS 2.JAM JAMAICA 3.USA UNITED STATES of AMERICA
29 SEP		Women's 4x400m Relay Round 1 / Relais 4 x 400 m - Femmes 1er tour	
29 SEP	18:40	Women's 4x400m Relay Round 1 1/ 3	1.USA UNITED STATES of AMERICA 2.CUB CUBA 3.BLR BELARUS
29 SEP	18:49	Women's 4x400m Relay Round 1 2/ 3	1.GBR GREAT BRITAIN 2.JAM JAMAICA 3.RUS RUSSIAN FEDERATION
29 SEP	18:58	Women's 4x400m Relay Round 1 3/ 3	1.NGR NIGERIA 2.AUS AUSTRALIA 3.CZE CZECH REPUBLIC
30 SEP		Women's 4x400m Relay Final / Relais 4 x 400 m - Femmes finale	
30 SEP	21:35	Women's 4x400m Relay Final	1.USA UNITED STATES of AMERICA 2.JAM JAMAICA 3.RUS RUSSIAN FEDERATION
28 SEP		Women's Wheelchair 800m Final / 800m fauteuil roulant - Femmes	
28 SEP	19:30	Women's Wheelchair 800m Final	1.AUS SAUVAGE Louise 2.JPN TSUCHIDA Wakako 3.MEX HERNANDEZ Ariadne



Date	Time	Events	Result Summary
22 SEP		Men's Shot Put Qualifying / Lancer de poids - Hommes tour de qualification	
22 SEP	10:00	Men's Shot Put Qualifying A	1.USA GODINA John 2.USA NELSON Adam 3.FIN AALTONEN Timo
22 SEP	10:00	Men's Shot Put Qualifying B	1.FIN HARJU Arsi 2.UKR BILONOG Yuriy 3.SVK HABORAK Milan
22 SEP		Men's Shot Put Final / Lancer de poids - Hommes finale	
22 SEP	18:45	Men's Shot Put Final	1.FIN HARJU Arsi 2.USA NELSON Adam 3.USA GODINA John
24 SEP		Men's Discus Throw Qualifying / Lancer de disque - Hommes tour de qualification	
24 SEP	10:00	Men's Discus Throw Qualifying A	1.GER RIEDEL Lars 2.RSA KRUGER Frantz 3.BLR KAPTYUKH Vasily
24 SEP	12:10	Men's Discus Throw Qualifying B	1.LTU ALEKNA Virgilijus 2.CAN TUNKS Jason 3.USA SETLIFF Adam
25 SEP		Men's Discus Throw Final / Lancer de disque - Hommes finale	
25 SEP	19:00	Men's Discus Throw Final	1.LTU ALEKNA Virgilijus 2.GER RIEDEL Lars 3.RSA KRUGER Frantz
22 SEP		Men's Javelin Throw Qualifying / Lancer de javelot - Hommes tour de qualification	
22 SEP	11:30	Men's Javelin Throw Qualifying A	1.GRE GATSILOUDIS Konstadinos 2.NOR FAGERNES Paal Arne 3.RUS MAKAROV Sergey
22 SEP	13:25	Men's Javelin Throw Qualifying B	1.CZE ZELEZNY Jan 2.GER HENRY Boris 3.GBR BACKLEY Steve
23 SEP		Men's Javelin Throw Final / Lancer de javelot - Hommes finale	
23 SEP	20:30	Men's Javelin Throw Final	1.CZE ZELEZNY Jan 2.GBR BACKLEY Steve 3.RUS MAKAROV Sergey



Date	Time	Events	Result Summary
23 SEP		Men's Hammer Throw Qualifying / Lancer de marteau - Hommes tour de qualification	
23 SEP	10:00	Men's Hammer Throw Qualifying A	1.UKR SKVARUK Andriy 2.JPN MUROFUSHI Koji 3.POL ZIOLKOWSKI Szymon
23 SEP	12:15	Men's Hammer Throw Qualifying B	1.BLR ASTAPKOVICH Igor 2.FRA CHAUSSINAND David 3.ITA PAOLUZZI Loris
24 SEP		Men's Hammer Throw Final / Lancer de marteau - Hommes finale	
24 SEP	20:50	Men's Hammer Throw Final	1.POL ZIOLKOWSKI Szymon 2.ITA VIZZONI Nicola 3.BLR ASTAPKOVICH Igor
25 SEP		Men's Long Jump Qualifying / Saut en longueur - Hommes tour de qualification	
25 SEP	10:45	Men's Long Jump Qualifying A	1.CUB PEDROSO Ivan 2.AUS TAURIMA Jai 3.GER PRAH Kofi
25 SEP	10:45	Men's Long Jump Qualifying B	1.CUB MELIZ Luis 2.USA PHILLIPS 3.AUS BURGE Peter
28 SEP		Men's Long Jump Final / Saut en longueur - Hommes finale	
28 SEP	18:45	Men's Long Jump Final	1.CUB PEDROSO Ivan 2.AUS TAURIMA Jai 3.UKR SCHURENKO
23 SEP		Men's Triple Jump Qualifying / Triple saut - Hommes tour de qualification	
23 SEP	18:00	Men's Triple Jump Qualifying A	1.GBR ACHIKE Onochie 2.GBR EDWARDS 3.CUB QUESADA
23 SEP	18:00	Men's Triple Jump Qualifying B	1.GBR IDOWU Phillips 1.AUS MURPHY 3.CUB GARCIA Yoel
25 SEP		Men's Triple Jump Final / Triple saut - Hommes finale	
25 SEP	20:00	Men's Triple Jump Final	1.GBR EDWARDS 2.CUB GARCIA Yoel 3.RUS KAPUSTIN



Date	Time	Events	Result Summary
22 SEP		Men's High Jump Qualifying / Saut en hauteur - Hommes tour de qualification	
22 SEP	19:25	Men's High Jump Qualifying A	1.SWE HOLM Stefan 1.ISR MATOUSSEVIC Konstantin 3.RUS KLIUGIN Sergey
22 SEP	19:25	Men's High Jump Qualifying B	1.GER KREISSIG Wolfgang 1.RUS VORONIN Vyacheslav 3.USA LEEPER Nathan
24 SEP		Men's High Jump Final / Saut en hauteur - Hommes finale	
24 SEP	18:10	Men's High Jump Final	1.RUS KLIUGIN Sergey 2.CUB SOTOMAYOR Javier 3.ALG HAMMAD Abderrahmane
27 SEP		Men's Pole Vault Qualifying / Saut à la perche - Hommes tour de qualification	
27 SEP	18:30	Men's Pole Vault Qualifying A	1.AUS MARKOV Dmitriy 2.AUS CHISTIakov Viktor 3.GER LOBINGER Tim
27 SEP	18:30	Men's Pole Vault Qualifying B	1.USA HYSOng Nick 2.GER ECKER Daniel 3.GER STOLLE Michael
29 SEP		Men's Pole Vault Final / Saut à la perche - Hommes finale	
29 SEP	18:30	Men's Pole Vault Final	1.USA HYSOng Nick 2.USA JOHNSON Lawrence 3.RUS TARASOV Maksim
27 SEP		Women's Shot Put Qualifying / Lancer de poids - Femmes tour de qualification	
27 SEP	10:00	Women's Shot Put Qualifying A	1.POL DANILCZYK-ZABAWSKA Krystyna 2.GER KUMBERNUSS Astrid 3.RUS KRIVELEVA Svetlana
27 SEP	10:00	Women's Shot Put Qualifying B	1.BLR KOROLCHIK Yanina 2.RUS RYABINKINA Olga 3.RUS PELESHENKO Larisa
28 SEP		Women's Shot Put Final / Lancer de poids - Femmes finale	
28 SEP	20:30	Women's Shot Put Final	1.BLR KOROLCHIK Yanina 2.RUS PELESHENKO Larisa 3.GER KUMBERNUSS Astrid



Date	Time	Events	Result Summary
25 SEP		Women's Discus Throw Qualifying / Lancer de disque - Femmes tour de qualification	
25 SEP	10:00	Women's Discus Throw Qualifying A	1.BLR ZVEREVA Ellina 2.GER WYLUDDA Ilke 3.USA SUA Seilala
25 SEP	11:40	Women's Discus Throw Qualifying B	1.RUS SADOVA Natalya 2.GRE KELESIDOU Anastasia 3.BLR YATCHENKO Irina
27 SEP		Women's Discus Throw Final / Lancer de disque - Femmes finale	
27 SEP	20:30	Women's Discus Throw Final	1.BLR ZVEREVA Ellina 2.GRE KELESIDOU Anastasia 3.BLR YATCHENKO Irina
29 SEP		Women's Javelin Throw Qualifying / Lancer de javelot - Femmes tour de qualification	
29 SEP	10:00	Women's Javelin Throw Qualifying A	1.GER NERIUS Steffi 2.NOR HATTESTAD Trine 3.GRE MANIANI-TZELILI Mirella
29 SEP	11:45	Women's Javelin Throw Qualifying B	1.CUB MENENDEZ Osleidys 2.CUB RIVERO Xiomara 3.RUS SHIKOLENKO Tatyana
30 SEP		Women's Javelin Throw Final / Lancer de javelot - Femmes finale	
30 SEP	20:00	Women's Javelin Throw Final	1.NOR HATTESTAD Trine 2.GRE MANIANI-TZELILI Mirella 3.CUB MENENDEZ Osleidys
27 SEP		Women's Hammer Throw Qualifying / Lancer de marteau - Femmes tour de qualification	
27 SEP	9:00	Women's Hammer Throw Qualifying A	1.RUS KUZENKOVA Olga 2.POL SKOLIMOWSKA Kamila 3.CUB MORENO Yipsi
27 SEP	11:00	Women's Hammer Throw Qualifying B	1.GER MUENCHOW Kirsten 2.CRO BRKLJACIC Ivana 3.AUS SOSIMENKO Debbie
29 SEP		Women's Hammer Throw Final / Lancer de marteau - Femmes finale	
29 SEP	18:00	Women's Hammer Throw Final	1.POL SKOLIMOWSKA Kamila 2.RUS KUZENKOVA Olga 3.GER MUENCHOW Kirsten



Date	Time	Events	Result Summary
27 SEP		Women's Long Jump Qualifying / Saut en longueur - Femmes tour de qualification	
27 SEP	20:05	Women's Long Jump Qualifying A	1.ITA MAY Fiona 2.JAM GOULBOURNE 3.UKR SHEKHOVTSOVA Olena
27 SEP	20:05	Women's Long Jump Qualifying B	1.GER DRECHSLER 2.USA JONES Marion 3.USA BURRELL Dawn
29 SEP		Women's Long Jump Final / Saut en longueur - Femmes finale	
29 SEP	19:20	Women's Long Jump Final	1.GER DRECHSLER Heike 2.ITA MAY Fiona 3.USA JONES Marion
22 SEP		Women's Triple Jump Qualifying / Triple saut - Femmes tour de qualification	
22 SEP	20:00	Women's Triple Jump Qualifying A	1.BUL MARINOVA Tereza 2.GBR HANSEN Ashia 3.CUB ALDAMA Yamile
22 SEP	20:00	Women's Triple Jump Qualifying B	1.RUS LEBEDEVA Tatyana 2.UKR HOVOROVA Olena 3.SLO VALANT Anja
24 SEP		Women's Triple Jump Final / Triple saut - Femmes finale	
24 SEP	19:40	Women's Triple Jump Final	1.BUL MARINOVA Tereza 2.RUS LEBEDEVA Tatyana 3.UKR HOVOROVA Olena
28 SEP		Women's High Jump Qualifying / Saut en hauteur - Femmes tour de qualification	
28 SEP	9:45	Women's High Jump Qualifying A	1.SWE BERGQVIST 1.UKR PALAMAR Vita 1.RUS YELESINA
28 SEP	9:45	Women's High Jump Qualifying B	1.UKR BABAKOVA Inga 1.RSA CLOETE Hestrie 1.GER MENSAH Amewu
30 SEP		Women's High Jump Final / Saut en hauteur - Femmes finale	
30 SEP	19:00	Women's High Jump Final	1.RUS YELESINA Yelena 2.RSA CLOETE Hestrie 3.SWE BERGQVIST Kajsa



Date	Time	Events	Result Summary
23 SEP		Women's Pole Vault Qualifying / Saut à la perche - Femmes tour de qualification	
23 SEP	18:00	Women's Pole Vault Qualifying A	1.UKR BALAKHONOVA Anzhela 1.CZE BARTOVA Daniela 1.AUS GRIGORIEVA
23 SEP	18:00	Women's Pole Vault Qualifying B	1.ISL FLOSADOTTIR 1.USA SUTTLE Kellie 3.GER BUSCHBAUM
25 SEP		Women's Pole Vault Final / Saut à la perche - Femmes finale	
25 SEP	18:00	Women's Pole Vault Final	1.USA DRAGILA Stacy 2.AUS GRIGORIEVA 3.ISL FLOSADOTTIR



Date	Time	Events	Result Summary
22 SEP		Men's 20km Walk Final / 20 km marche - Hommes	
22 SEP	12:50	Men's 20km Walk Final	1.POL KORZENIOWSKI Robert 2.MEX HERNANDEZ Noe 3.RUS ANDREYEV Vladimir
29 SEP		Men's 50km Walk Final / 50 km marche - Hommes	
29 SEP	8:00	Men's 50km Walk Final	1.POL KORZENIOWSKI Robert 2.LAT FADEJEVS Aigars 3.MEX SANCHEZ Joel
1 OCT		Men's Marathon Final / Marathon - Hommes finale	
1 OCT	16:00	Men's Marathon Final	1.ETH ABERA Gezahgne 2.KEN WAINAINA Eric 3.ETH TOLA Tesfaye
28 SEP		Women's 20km Walk Final / 20 km marche - Femmes	
28 SEP	10:45	Women's 20km Walk Final	1.CHN WANG Liping 2.NOR PLAETZER Kjersti 3.ESP VASCO Maria
24 SEP		Women's Marathon Final / Marathon - Femmes finale	
24 SEP	9:00	Women's Marathon Final	1.JPN TAKAHASHI Naoko 2.ROM SIMON Lidia 3.KEN CHEPCHUMBA Joyce



Date	Time	Events	Result Summary
		Men's Decathlon	
27 SEP		Men's Decathlon 100m / Décathlon - Hommes 100 m	
27 SEP	9:00	Men's 100m Decathlon 1/ 5	1.JAM BERNARD Claston 2.SWE DAGARD Henrik 3.CYP ANDREOU Yeorgios
27 SEP	9:06	Men's 100m Decathlon 2/ 5	1.GRE KORKIZOGLU Prodromos 2.CUB BALANQUE Eugenio 3.POR ANIBAL Mario
27 SEP	9:12	Men's 100m Decathlon 3/ 5	1.ISL MAGNUSSON Jon Arnar 2.FIN HAMALAINEN Eduard 3.AUT AMBROSCH Klaus
27 SEP	9:18	Men's 100m Decathlon 4/ 5	1.USA HUFFINS Chris 2.RUS LOBODIN Lev 3.USA PAPPAS Tom
27 SEP	9:24	Men's 100m Decathlon 5/ 5	1.EST NOOL Erki 2.GBR MACEY Dean 3.UKR YURKOV Olexandr
27 SEP		Men's Decathlon Long Jump / Décathlon - Hommes saut en longueur	
27 SEP	10:00	Men's Long Jump Decathlon A	1.GBR MACEY Dean 2.EST NOOL Erki 3.USA HUFFINS Chris
27 SEP	10:00	Men's Long Jump Decathlon B	1.EST KASEORG Indrek 2.AUS FERRIER Scott 3.HUN KURTOSI Zsolt
27 SEP		Men's Decathlon Shot Put / Décathlon - Hommes lancer de poids	
27 SEP	12:00	Men's Shot Put Decathlon A	1.CZE DVORAK Tomas 2.RUS LOBODIN Lev 3.USA HUFFINS Chris
27 SEP	12:00	Men's Shot Put Decathlon B	1.ISL MAGNUSSON Jon Arnar 2.POR ANIBAL Mario 3.AUT AMBROSCH Klaus



Date	Time	Events	Result Summary
27 SEP		Men's Decathlon High Jump / Décathlon - Hommes saut en hauteur	
27 SEP	18:00	Men's High Jump Decathlon A	1.GER BUSEMANN Frank 2.FRA HERNU Laurent 3.UKR MYKHAYLENKO Volodymyr
27 SEP	18:00	Men's High Jump Decathlon B	1.USA PAPPAS Tom 2.CZE SEBRLE Roman 3.GBR MACEY Dean
27 SEP		Men's Decathlon 400m / Décathlon - Hommes 400 m	
27 SEP	21:15	Men's 400m Decathlon 1/ 4	1.CUB BALANQUE Eugenio 2.SWE DAGARD Henrik 3.UKR MYKHAYLENKO Volodymyr
27 SEP	21:21	Men's 400m Decathlon 2/ 4	1.POR ANIBAL Mario 2.HUN KURTOSI Zsolt 3.UKR LAUKHIN Fedir
27 SEP	21:37	Men's 400m Decathlon 3/ 4	1.FIN HAMALAINEN Eduard 2.USA HUFFINS Chris 3.USA PAPPAS Tom
27 SEP	21:43	Men's 400m Decathlon 4/ 4	1.GBR MACEY Dean 2.EST NOOL Erki 3.CZE SEBRLE Roman
28 SEP		Men's Decathlon 110m Hurdles / Décathlon - Hommes 110 m haies	
28 SEP	9:00	Men's 110m Hurdles Decathlon 1/ 4	1.CUB BALANQUE Eugenio 2.EST KASEORG Indrek 3.JAM BERNARD Claston
28 SEP	9:08	Men's 110m Hurdles Decathlon 2/ 4	1.FIN HAMALAINEN Eduard 2.FRA HERNU Laurent 3.AUT AMBROSCH Klaus
28 SEP	9:16	Men's 110m Hurdles Decathlon 3/ 4	1.HUN KURTOSI Zsolt 2.SWE DAGARD Henrik 3.GER SCHMID Stefan
28 SEP	9:24	Men's 110m Hurdles Decathlon 4/ 4	1.CZE SEBRLE Roman 2.USA HUFFINS Chris 3.RUS LOBODIN Lev



Date	Time	Events	Result Summary
28 SEP		Men's Decathlon Discus Throw / Décathlon - Hommes lancer de disque	
28 SEP	10:10	Men's Discus Throw Decathlon A	1.USA HUFFINS Chris 2.HUN ZSIVOCZKY Attila 3.CUB BALANQUE Eugenio
28 SEP	12:10	Men's Discus Throw Decathlon B	1.UKR YURKOV Olexandr 2.CZE DVORAK Tomas 3.HUN KURTOSI Zsolt
28 SEP		Men's Decathlon Pole Vault / Décathlon - Hommes saut à la perche	
28 SEP	15:30	Men's Pole Vault Decathlon A	1.GER MACZEY Mike 2.GER BUSEMANN Frank 2.RUS LOBODIN Lev
28 SEP	15:30	Men's Pole Vault Decathlon B	1.SWE DAGARD Henrik 2.UKR LAUKHIN Fedir 3.POR ANIBAL Mario
28 SEP		Men's Decathlon Javelin Throw / Décathlon - Hommes lancer de javelot	
28 SEP	18:00	Men's Javelin Throw Decathlon A	1.CZE DVORAK Tomas 2.AUT AMBROSCH Klaus 3.GER BUSEMANN Frank
28 SEP	19:30	Men's Javelin Throw Decathlon B	1.GER SCHMID Stefan 2.EST KASEORG Indrek 3.HUN ZSIVOCZKY Attila
28 SEP		Men's Decathlon 1500m / Décathlon - Hommes 1 500 m	
28 SEP	21:20	Men's 1500m Decathlon 1/ 2	1.USA JANVRIN Kip 2.CZE RYBA Jiri 3.GER MACZEY Mike
28 SEP	21:30	Men's 1500m Decathlon 2/ 2	1.HUN ZSIVOCZKY Attila 2.GBR MACEY Dean 3.GER BUSEMANN Frank
		Women's Heptathlon	
23 SEP		Women's Heptathlon 100m Hurdles / Heptathlon - Femmes 100 m haies	
23 SEP	10:00	Women's 100m Hurdles Heptathlon 1/ 4	1.CUB GARCIA Magalys 2.FIN RAJAMAKI Susanna 3.ALG AZZIZI Yasmina



Date	Time	Events	Result Summary
23 SEP	10:08	Women's 100m Hurdles Heptathlon 2/ 4	1.FIN HAUTALA Tiia 2.IND BISWAS Soma 3.IND GUDANDDA GANAPATHY Pramila
23 SEP	10:16	Women's 100m Hurdles Heptathlon 3/ 4	1.ROM TIGAU Viorica 2.GER ERTL Karin 3.BLR SAZANOVICH Natalya
23 SEP	10:24	Women's 100m Hurdles Heptathlon 4/ 4	1.FRA BARBER Eunice 2.GBR LEWIS Denise 3.USA BURRELL Shelia
23 SEP		Women's Heptathlon High Jump / Heptathlon - Femmes saut en hauteur	
23 SEP	11:15	Women's High Jump Heptathlon A	1.FRA BARBER Eunice 2.BLR SAZANOVICH Natalya 3.RUS ROSHCHUPKINA Natalya
23 SEP	11:15	Women's High Jump Heptathlon B	1.KAZ NAUMENKO Irina 2.RUS PROKHOROVA Yelena 3.ITA BACHER Gertrud
23 SEP		Women's Heptathlon Shot Put / Heptathlon - Femmes lancer de poids	
23 SEP	18:30	Women's Shot Put Heptathlon A	1.GBR LEWIS Denise 2.BLR SAZANOVICH Natalya 3.POL WLODARCZYK Urszula
23 SEP	18:30	Women's Shot Put Heptathlon B	1.LTU SKUJYTE Austra 2.ALG AZZIZI Yasmina 3.FIN RAJAMAKI Susanna
23 SEP		Women's Heptathlon 200m / Heptathlon - Femmes 200 m	
23 SEP	20:35	Women's 200m Heptathlon 1/ 4	1.FIN RAJAMAKI Susanna 2.CUB GARCIA Magalys 3.ALG AZZIZI Yasmina
23 SEP	20:42	Women's 200m Heptathlon 2/ 4	1.IND GUDANDDA GANAPATHY Pramila 2.IND BISWAS Soma 3.FIN HAUTALA Tiia
23 SEP	20:49	Women's 200m Heptathlon 3/ 4	1.BLR SAZANOVICH Natalya 2.GER ERTL Karin 3.ROM TIGAU Viorica



Date	Time	Events	Result Summary
23 SEP	20:56	Women's 200m Heptathlon 4/ 4	1.RUS ROSHCHUPKINA Natalya 2.RUS PROKHOROVA Yelena 3.USA BURRELL Shelia
24 SEP		Women's Heptathlon Long Jump / Heptathlon - Femmes saut en longueur	
24 SEP	11:30	Women's Long Jump Heptathlon A	1.RUS PROKHOROVA Yelena 2.BLR SAZANOVICH Natalya 3.GBR LEWIS Denise
24 SEP	11:30	Women's Long Jump Heptathlon B	1.USA BURRELL Shelia 2.ROM TIGAU Viorica 3.IND GUDANDDA GANAPATHY Pramila
24 SEP		Women's Heptathlon Javelin Throw / Heptathlon - Femmes lancer de javelot	
24 SEP	17:40	Women's Javelin Throw Heptathlon A	1.TRI MARK Marsha 2.FRA TEPPE Nathalie 3.ALG AZZIZI Yasmina
24 SEP	19:15	Women's Javelin Throw Heptathlon B	1.CUB GARCIA Magalys 2.GBR LEWIS Denise 3.GER BRAUN Sabine
24 SEP		Women's Heptathlon 800m / Heptathlon - Femmes 800 m	
24 SEP	21:30	Women's 800m Heptathlon 1/ 4	1.USA BURRELL Shelia 2.UKR BLONSKA Lyudmyla 3.KAZ NAUMENKO Irina
24 SEP	21:38	Women's 800m Heptathlon 2/ 4	1.ITA BACHER Gertrud 2.RUS KORITSKAIA Dina 3.KAZ KAZANINA Svetlana
24 SEP	21:46	Women's 800m Heptathlon 3/ 4	1.FIN HAUTALA Tiia 2.AUS JAMIESON Jane 3.FIN RAJAMAKI Susanna
24 SEP	21:54	Women's 800m Heptathlon 4/ 4	1.RUS PROKHOROVA Yelena 2.POL WLODARCZYK Urszula 3.RUS ROSHCHUPKINA Natalya

**ATM001 - MEN'S 100M****99**

AHO	Netherlands Antilles	1
	DOUGLAS CAIMIN	
ALB	Albania	1
	LULI OLTION	
ARG	Argentina	1
	SIMON GABRIEL	
ASA	American Samoa	1
	NAKANELUA KELSEY	
AUS	Australia	3
	DI BELLA PAUL JOHNSON PATRICK SHIRVINGTON MATT	
AUT	Austria	1
	LACHKOVICS MARTIN	
AZE	Azerbaijan	1
	GASIMOV TEYMUR	
BAH	Bahamas	1
	WELLS RENWARD	
BAR	Barbados	1
	THOMPSON OBADELE	
BRA	Brazil	3
	LIMA VICENTE OLIVEIRA RAPHAEL SOUSA CLAUDIO	
BRU	Brunei Darussalam	1
	ASLI HASERI	
BUL	Bulgaria	1
	YANKOV PETKO	
BUR	Burkina Faso	1
	SANOU IDRISSE	
CAN	Canada	3
	BAILEY DONOVAN MACROZONARIS NICOLAS SURIN BRUNY	
CHA	Chad	1
	SEBERGUE MOUMI	
CIV	Cote d'Ivoire	1
	MEITE IBRAHIM	
CMR	Cameroon	2
	BATANGDON JOSEPH BENGONO II SERGE	
COK	Cook Islands	1
	TEITI TEINA	
COM	Comoros	1
	DJAFFAR HADHARI SAIND	
CRO	Croatia	1
	VOJNOVIC DEJAN	
CUB	Cuba	1
	MAYOLA FREDDY	
CYP	Cyprus	1
	MARCOULLIDES ANNINOS	
ESA	El Salvador	1
	SERPAS EDGARDO ANTON	
ESP	Spain	1
	JOSE VENANCIO	
FIN	Finland	1
	HARTONEN TOMMI	
FRA	France	1
	PATROS DAVID	
GAB	Gabon	1
	BOUSSOMBO ANTOINE	
GAM	Gambia	1
	GAI PA MODOU	



GBR	Great Britain	3
	CAMPBELL DARREN CHAMBERS DWAIN GARDENER JASON	
GBS	Guinea-Bissau	1
	ARLETE FERNANDO	
GEO	Georgia	1
	RUSIDZE RUSLAN	
GER	Germany	1
	BLUME MARC	
GHA	Ghana	3
	MYLES-MILLS LEO NSIAH CHRISTIAN ZAKARI AZIZ	
GRE	Greece	2
	PAVLAKAKIS ANGELOS THEODORIDIS GEORGIOS	
GUA	Guatemala	1
	MENESES GONZALEZ OSCAR	
GUM	Guam	1
	GARCIA PHILAM	
HKG	Hong Kong, China	1
	CHIANG WAI HUNG	
INA	Indonesia	3
	MURAY JOHN HERMAN RAUBABA YANES SUSANTO ERWIN HERU	
IRL	Ireland	1
	BRIZZELL PAUL	
ISR	Israel	1
	KAFRI TOMMY	
ITA	Italy	3
	COLOMBO ANDREA SCUDERI FRANCESCO TILLI STEFANO	
JAM	Jamaica	3
	FRATER LINDEL JARRETT PATRICK WILLIAMS CHRISTOPHER	
JPN	Japan	3
	ITO KOJI KAWABATA SHINGO KOJIMA SHIGEYUKI	
KAZ	Kazakhstan	1
	MEDVEDEV VITALIY	
KSA	Saudi Arabia	1
	AL SAFFAR JAMAL A	
LAO	Lao People's Democratic Republic	1
	VONGPHAKDY SISOMPHONE	
LBR	Liberia	1
	COOPER SAYON	
LCA	Saint Lucia	1
	PROMESSE RONALD	
MAD	Madagascar	1
	RANDRIAMAMITIANA JEAN	
MAS	Malaysia	1
	NYAMBEK WATSON	
MLI	Mali	1
	SIMPARA YOUSOUF	
MLT	Malta	1
	BONELLO MARIO	
MRI	Mauritius	1
	BUKLAND STEPHANE	
NAM	Namibia	1
	VRIES SHERWIN	
NGR	Nigeria	3
	DEJI ALIU EMMANUEL SUNDAY OGUNKOYA SEUN	



NIG	Niger		1
		ALI MAMANE S ANI	
NRU	Nauru		1
		DETENAMO CHERICO	
PLW	Palau		1
		ADOLF CHRISTOPHER	
POL	Poland		2
		BALCERZAK PIOTR NOWAK MARCIN	
RSA	South Africa		1
		QUINN MATHEW	
RUS	Russian Federation		1
		BYCHKOV SERGEY	
SEY	Seychelles		1
		NELSON LUCAS	
SKN	Saint Kitts & Nevis		1
		COLLINS KIM	
SLE	Sierra Leone		1
		KAMARA ALPHA B	
SUR	Suriname		1
		DONGO GUILLERMO	
TGA	Tonga		1
		KOULA TOLUTA'U	
TRI	Trinidad & Tobago		2
		ALEXANDER NICONNER BOLDON ATO	
UKR	Ukraine		2
		DOVGAL ANATOLIY RURAK KOSTYANTYN	
URU	Uruguay		1
		VIERA HEBER	
USA	United States of America		3
		DRUMMOND JONATHAN GREENE MAURICE JOHNSON CURTIS	
VAN	Vanuatu		1
		KEPSIN ABRAHAM	
VIE	Vietnam		1
		LUONG TICH THIEN	

ATM002 - MEN'S 200M**68**

ANT	Antigua & Barbuda		1
		BARNES N'KOSIE	
ARG	Argentina		1
		GATS CARLOS	
AUS	Australia		3
		JOHNSON PATRICK SHIRVINGTON MATT WOHLSEN DARRYL	
AUT	Austria		1
		LACHKOVICS MARTIN	
BAH	Bahamas		3
		DEMERITTE DOMINIC TYNES ANDREW WELLS RENWARD	
BAN	Bangladesh		1
		MAHABUB ALAM MOHAMMAD	
BAR	Barbados		1
		THOMPSON OBADELE	
BEN	Benin		1
		DANGBO PASCAL	
BIZ	Belize		1
		JONES JAYSON	
BRA	Brazil		2
		DA SILVA CLAUDINEI SILVA ANDRE	



BUL	Bulgaria		1
		YANKOV PETKO	
CAN	Canada		1
		BROWNE PIERRE	
CHI	Chile		1
		ROACH RICARDO	
CIV	Cote d'Ivoire		1
		DOUHOU AHMED YVES	
CMR	Cameroon		1
		BATANGDON JOSEPH	
COL	Colombia		1
		PINO JIMMY	
CYP	Cyprus		1
		MARCOULLIDES ANNINOS	
DMA	Dominica		1
		JAMES SHERWIN	
ESP	Spain		1
		JOSE VENANCIO	
FIN	Finland		1
		HARTONEN TOMMI	
GAB	Gabon		1
		BOUSSOMBO ANTOINE	
GBR	Great Britain		3
		CAMPBELL DARREN DEVONISH MARLON MALCOLM CHRISTIAN	
GHA	Ghana		2
		AGYEMANG ALBERT BRAIMAH TANKO	
GRE	Greece		3
		ALEXOPOULOS ALEXIOS GOUSIS ANASTASIOS KENTERIS KONSTANTINOS	
GUI	Guinea		1
		LOUA JOSEPH	
IRL	Ireland		1
		BRIZZELL PAUL	
ISR	Israel		1
		JABLONKA GIDON	
ITA	Italy		1
		CAVALLARO ALESSANDRO	
IVB	British Virgin Islands		1
		CLINE KEITA	
JAM	Jamaica		3
		THOMAS DWIGHT WILLIAMS CHRISTOPHER WILLIAMS RICARDO	
JPN	Japan		2
		ITO KOJI SUETSUGU SHINGO	
KAZ	Kazakhstan		1
		CHERNOVOL GENNADIY	
KEN	Kenya		1
		SAMBU EZRA KENYOKE	
KSA	Saudi Arabia		1
		AL YAMI SALEM M M	
LBR	Liberia		1
		COOPER SAYON	
MRI	Mauritius		1
		BUKLAND STEPHANE	
NAM	Namibia		1
		VAN WYK CHRISTIE	
NGR	Nigeria		2
		EMEDOLU UCHENNA OBIKWELU FRANCIS	
NOR	Norway		2
		ERTZGAARD JOHN MOEN GEIR	



OMA	Oman		1
		AL HOOTI MOHAMED	
PAK	Pakistan		1
		AHMAD MAQSOOD	
POL	Poland		1
		URBAS MARCIN	
RUS	Russian Federation		1
		RYABOV ALEKSANDR	
SEN	Senegal		1
		LOUM OUMAR	
SKN	Saint Kitts & Nevis		1
		COLLINS KIM	
SVK	Slovakia		1
		VANDERKA MARIAN	
TRI	Trinidad & Tobago		2
		BOLDON ATO RAEBURN JULIAN	
UAE	United Arab Emirates		1
		AL NEYADI ALI KHAMIS RA	
URU	Uruguay		1
		VIERA HEBER	
USA	United States of America		3
		CAPEL JR JOHN HEARD FLOYD MILLER COBY	

ATM004 - MEN'S 400M**68**

ALG	Algeria		1
		LOUAHLA MALIK	
ARG	Argentina		1
		AGUIRRE GUSTAVO	
AUS	Australia		3
		BATMAN DANIEL DWYER PATRICK VINCENT CASEY	
BAH	Bahamas		3
		BROWN CHRISTOPHER MCINTOSH TROY MONCUR AVARD	
BAR	Barbados		1
		ROLLINS FABIAN	
BOT	Botswana		1
		KUBISA JOHNSON	
BRA	Brazil		1
		PARRELA SANDERLEI CLA	
BUL	Bulgaria		1
		DZHIVONDOV ILIYA	
CGO	Congo		1
		YOULA BENJAMIN	
CYP	Cyprus		1
		DEMOSTHENOUS EVRIPEDES	
DOM	Dominican Republic		1
		SANTA CARLOS	
ESP	Spain		1
		CANAL DAVID	
FRA	France		2
		RAQUIL MARC WADE IBRAHIMA	
GBR	Great Britain		3
		BALDOCK SEAN BAULCH JAMIE CAINES DANIEL	
GRE	Greece		1
		GOUSIS ANASTASIOS	
GRN	Grenada		1
		SYLVAN RUDIEON	



HAI	Haiti		1
		CLERVIL GERALD	
HUN	Hungary		1
		SZEGLET ZSOLT	
IND	India		1
		SINGH PARAMJIT	
IRL	Ireland		1
		COMAN TOMAS	
ITA	Italy		1
		ATTENE ALESSANDRO	
JAM	Jamaica		3
		CLARKE DAVIAN HAUGHTON GREGORY MCFARLANE DANNY	
JPN	Japan		3
		OSAKADA JUN TABATA KENJI YAMAMURA TAKAHIKO	
KEN	Kenya		2
		KIRUI DAVID OCHIENG KENNEDY	
KSA	Saudi Arabia		1
		AL-BISHI HAMDAN O	
KUW	Kuwait		1
		AL SHAMMARI FAWZI	
LTU	Lithuania		1
		MOTIEJUNAS JONAS	
MEX	Mexico		2
		CARDENAS ALEJANDRO TOLEDO JUAN PEDRO	
MRI	Mauritius		1
		MILAZAR ERIC	
NGR	Nigeria		3
		AWAZIE NDUKA BADA SUNDAY MONYE JUDE	
POL	Poland		3
		HACZEK PIOTR MACKOWIAK ROBERT RYSIUKIEWICZ PIOTR	
QAT	Qatar		2
		BAKKAR SALAHELDIN E ISMAIL IBRAHIM	
RSA	South Africa		2
		MALHERBE ARNAUD MOKGANYETSI HENDRICK	
RUS	Russian Federation		1
		GOLOVASTOV DMITRIY	
SLO	Slovenia		1
		SESTAK MATIJA	
SRI	Sri Lanka		2
		KUMAR ROHAN PRADEEP THILAKARATNE SUGATH	
SVK	Slovakia		1
		BALOSAK STEFAN	
TRI	Trinidad & Tobago		2
		DE SILVA NEIL MODIBO ATO	
TUN	Tunisia		1
		LABIDI SOUFIENE	
UGA	Uganda		1
		KAMOGA DAVIS	
UKR	Ukraine		1
		KAYDASH OLEKSANDR	
USA	United States of America		3
		HARRISON ALVIN JOHNSON MICHAEL PETTIGREW ANTONIO	
YEM	Yemen		1
		AL KHEWANI BASHEER	



ZIM	Zimbabwe		2
		CHIWIRA TAWANDA BLESS MUKOMANA PHILIPH	
ATM008 - MEN'S 800M			
ALG	Algeria		2
		HECINI ADEM SAID-GUERNI AISSA DJABIR	
AUS	Australia		2
		CREMER GRANT MCCARTHY KRIS	
AZE	Azerbaijan		1
		BAGHIROV FAIG	
BAR	Barbados		1
		BROWNE MILTON O	
BDI	Burundi		2
		HATUNGIMANA ARTHEMON NDUWIMANA JEAN PATRICK	
BEL	Belgium		1
		KAHAN NATHAN	
BLR	Belarus		1
		PELEPYAGIN PAVEL	
BOT	Botswana		1
		DUBE GLODY	
BRA	Brazil		1
		DOS SANTOS OSMAR	
BRN	Bahrain		1
		H Aidara MOHAMED SALEH	
CAN	Canada		1
		WHITMARSH ZACH	
CZE	Czech Republic		1
		ORAVEC ROMAN	
DEN	Denmark		1
		KIPKETER WILSON	
ESP	Spain		2
		CEREZO JOSE MANUEL PARRA ROBERTO	
FIJ	Fiji		1
		NAIKELEKELEVESI ISIRELI	
GBR	Great Britain		2
		HART ANDREW MCILROY JAMES	
GER	Germany		1
		SCHUMANN NILS	
GRE	Greece		1
		STROUBAKOS PANAIYOTIS	
GUY	Guyana		1
		ROBERTS IAN	
HUN	Hungary		1
		KORANYI BALAZS	
IRI	Islamic Republic of Iran		1
		JELOODARZADEH SEDEI MAHDI	
IRL	Ireland		1
		MATTHEWS DAVID	
ITA	Italy		1
		LONGO ANDREA	
JAM	Jamaica		1
		WATTS MARVIN	
JOR	Jordan		1
		ALKAFRAINI MOHAMMAD	
KEN	Kenya		3
		KIMUTAI JAPHETH MUTUA JOSEPH YIAMPOY WILLIAM	
KOR	Korea		1
		KIM SOON-HYUNG	



LAT	Latvia		1
		LACIS VIKTORS	
LBR	Liberia		1
		TRUE BOBBY	
MAR	Morocco		3
		CHEHIBI MOUHSSIN HAIDA EL MAHJOUB TIGHAZOUINE KHALID	
MDA	Republic of Moldova		1
		CERCHES VITALIE	
MDV	Maldives		1
		ISMAIL NASEER	
MGL	Mongolia		1
		PUREVSUREN PUNTSAG-OSOR	
MKD	Fmr Yugoslav Republic of Macedonia		1
		STOJANOV VANCO	
MOZ	Mozambique		1
		DUVANE JORGE	
NED	Netherlands		1
		SOM BRAM	
NOR	Norway		1
		RODAL VEBJOERN	
POR	Portugal		1
		PIRES JOAO	
QAT	Qatar		1
		YOUSUF ABDU I	
RSA	South Africa		3
		BOTHA JOHAN BOTHA WERNER SEPENG HEZEKIEL	
RUS	Russian Federation		3
		BOGDANOV DMITRIY BORZAKOVSKIY YURIY MASTROV ARTEM	
SUD	Sudan		1
		YAGOUB MOHAMED	
SUI	Switzerland		1
		BUCHER ANDRE	
TUN	Tunisia		1
		BELHADJ MOHAMED HABIB	
UGA	Uganda		1
		OWOR PASKAR	
USA	United States of America		3
		EVERETT MARK KENAH RICHARD WOODWARD BRYAN	
ZIM	Zimbabwe		1
		MUTAKANYI CRISPEN	

ATM011 - MEN'S 110M HURDLES**46**

AUS	Australia		1
		VANDER-KUYP KYLE	
AUT	Austria		1
		LICHTENEGGER ELMAR	
BAR	Barbados		2
		BURNETT GABRIEL HOUSTON VICTOR	
BEL	Belgium		1
		NSENGA JONATHAN	
BRA	Brazil		1
		DE SOUZA MARCIO SIMAO	
BUL	Bulgaria		1
		VIDENOV ZHIVKO	
CAN	Canada		1
		WOODLEY ADRIAN	



CUB	Cuba		2
		GARCIA ANIER HERNANDEZ YOEL	
FRA	France		1
		GRAVA JEAN-MARC	
GBR	Great Britain		3
		GREAVES DAMIEN JACKSON COLIN JARRETT TONY	
GER	Germany		3
		BALZER FALK LEBERER RALF SCHWARTHOFF FLORIAN	
GUY	Guyana		1
		ALLEN CHARLES TYRON	
HAI	Haiti		1
		DORIVAL DUDLEY	
HUN	Hungary		2
		CSILLAG LEVENTE KOVACS BALAZS	
IRL	Ireland		1
		COGLAN PETER	
ISV	Virgin Islands		1
		JACKSON JEFF	
ITA	Italy		2
		GIACONI ANDREA PIZZOLI EMILIANO	
JAM	Jamaica		1
		FOSTER ROBERT	
JPN	Japan		1
		TANIGAWA SATORU	
KSA	Saudi Arabia		1
		MUBARAK MUBARAK	
LAT	Latvia		1
		OLIJARS STANISLAVS	
LBR	Liberia		1
		SEHZUE PAUL	
MAD	Madagascar		1
		RANDRIAMAHAJA JOSEPH	
NED	Netherlands		1
		KORVING ROBIN	
POL	Poland		2
		KUSZEWSKI MARCIN SCIGACZEWSKI TOMASZ	
RSA	South Africa		1
		BOWNES SHAUN	
RUS	Russian Federation		2
		KISLYKH ANDREY PECHENKIN EUGENI	
STP	Sao Tome & Principe		1
		PINHEIRO ARLINDO	
SUI	Switzerland		2
		DELLA SANTA PAOLO MONACHON RAPHAEL	
SVK	Slovakia		1
		KOVAC IGOR	
SWE	Sweden		1
		KRONBERG ROBERT	
TRI	Trinidad & Tobago		1
		BROWN STEPHEN	
USA	United States of America		3
		CREAR MARK JOHNSON ALLEN TRAMMELL TERRENCE	



ALG	Algeria		3
		BOULAHFANE KAMEL KHALDI MOHAMED MORCELI NOURREDINE	
AUS	Australia		1
		HOWARTH NICK	
BRA	Brazil		1
		DE SOUZA HUDSON	
CAN	Canada		1
		SULLIVAN KEVIN	
CRO	Croatia		1
		ZORKO BRANKO	
ESP	Spain		3
		DIAZ ANDRES HIGUERO JUAN CARLOS REDOLAT JOSE ANTONIO	
ETH	Ethiopia		3
		ALEMU BERHANU MEKONNEN HAILU ZEGEYE DANIEL	
FRA	France		2
		BAALA MEDHI MAZOUZI DRISS	
GBR	Great Britain		3
		GRAFFIN ANDREW MAYOCK JOHN WHITEMAN ANTHONY	
GEQ	Equatorial Guinea		1
		EBATELA NVO JOSE LUIS	
IRL	Ireland		1
		NOLAN JAMES	
KEN	Kenya		3
		CHIRCHIR WILLIAM LAGAT BERNARD NGENY NOAH	
MAR	Morocco		3
		BABA YOUSSEF EL GUERROUJ HICHAM KAOUCH ADIL	
MAW	Malawi		1
		MUNTHALI FRANCIS FANEL	
MTN	Mauritania		1
		OULD BIDJEL SIDI MOHAMED	
NED	Netherlands		1
		KOERS MARKO	
POR	Portugal		1
		SILVA RUI	
RUS	Russian Federation		1
		SHABUNIN VYACHESLAV	
RWA	Rwanda		1
		SHARANGABO ALEXIS	
SOM	Somalia		1
		ADEN GEDI IBRAHIM MOHAM	
SUD	Sudan		1
		YAGOUB MOHAMED	
UGA	Uganda		1
		ACHON JULIUS	
UKR	Ukraine		1
		HESHKO IVAN	
USA	United States of America		3
		JENNINGS GABRIEL PYRAH JASON STEMBER MICHAEL	
YUG	Yugoslavia		1
		RADOMIROVIC DARKO	
ZAM	Zambia		1
		CHIPAKO CHUNGU	



ALG	Algeria		2
		BENSLIMANI MOURAD BESSOU LAID	
AUS	Australia		1
		UNTHANK CHRIS	
AUT	Austria		1
		WEIDLINGER GUENTHER	
CAN	Canada		1
		BOURGEOIS JOEL	
CYP	Cyprus		1
		STASI STATHIS	
ESP	Spain		3
		CEPEDA MARCO MARTIN ELISEO MARTIN LUIS MIGUEL	
ETH	Ethiopia		1
		DABA MARU	
FRA	France		2
		PENCREACH GAEL TAHRI BOUABDELLAH	
GBR	Great Britain		2
		CHASTON JUSTIN STEPHENSON CHRISTIAN	
GER	Germany		1
		KALLABIS DAMIAN	
GRE	Greece		1
		GIANNELIS GEORGIOS	
ITA	Italy		1
		MAFFEI GIUSEPPE	
KEN	Kenya		3
		BARMASAI BERNARD KIPKETER WILSON BOIT KOSGEI REUBEN	
MAR	Morocco		3
		BOULAMI BRAHIM EZZINE ALI KHATTABI EL ARBI	
MDA	Republic of Moldova		1
		MUSINSCHI IAROSLAV	
MEX	Mexico		1
		MIRANDA SALVADOR	
NED	Netherlands		1
		VROEMEN SIMON	
NOR	Norway		1
		SVENOEY JIM	
PHI	Philippines		1
		BUENAVISTA EDUARDO	
POL	Poland		1
		WOJCIK RAFAL	
POR	Portugal		1
		SILVA MANUEL	
QAT	Qatar		1
		SAIFELDIN KHAMIS A	
ROM	Romania		1
		IONESCU FLORIN	
RUS	Russian Federation		1
		PRONIN VLADIMIR	
SOL	Solomon Islands		1
		HIGA PRIMO	
SUI	Switzerland		1
		BELZ CHRISTIAN	
TUN	Tunisia		1
		TURKI LOTFI	
UKR	Ukraine		1
		REDKO SERGIY	



USA	United States of America	3
	COSEY ANTHONY CROGHAN MARK DOBERT PASCAL	
ATM044 - MEN'S 400M HURDLES		
AUS	Australia	3
	BECKENHAM MATTHEW ROBINSON ROHAN YOUNG BLAIR	
BAR	Barbados	1
	HOUSTON VICTOR	
BLR	Belarus	1
	VERSHININ LEONID	
BRA	Brazil	1
	ARAUJO ERONILDES	
BUL	Bulgaria	1
	DZHIVONDOV ILIYA	
CHI	Chile	1
	ZBINDEN CARLOS	
CRO	Croatia	1
	JURICIC DARKO	
CYP	Cyprus	1
	POCHANIS COSTAS	
CZE	Czech Republic	1
	MUZIK JIRI	
DOM	Dominican Republic	1
	SANCHEZ FELIX	
ESP	Spain	1
	MONREAL INIGO	
GBR	Great Britain	3
	BORSUMATO ANTHONY DOUGLAS MATT RAWLINSON CHRISTOPHER	
GER	Germany	1
	GOLLER THOMAS	
GRE	Greece	1
	IAKOVAKIS PERIKLIS	
GUY	Guyana	1
	TUCKER PAUL	
HUN	Hungary	1
	BEDI TIBOR	
IRL	Ireland	1
	MCGUIRK TOM	
ITA	Italy	2
	FRINOLLI PUZZILLI GIORGIO MORI FABRIZIO	
JAM	Jamaica	3
	MORGAN DINSDALE THOMPSON KEMEL WEAKLEY IAN	
JPN	Japan	3
	KAWAMURA HIDEAKI TAMESUE DAI YAMAZAKI KAZUHIKO	
KEN	Kenya	2
	KETER ERICK MARITIM HILLARY KIPRO	
KOR	Korea	1
	LEE DU-YEON	
KSA	Saudi Arabia	1
	SOMAYLI HADI SOUAN	
MAD	Madagascar	1
	RAKOTOARIMIANDRY YVON	
MAR	Morocco	1
	SDAD MUSTAPHA	
MDA	Republic of Moldova	1
	ZADOINOV VADIM	



NAM	Namibia		1
		SMITH WILLIE	
NGR	Nigeria		1
		OMODIALE SYLVESTER	
PAN	Panama		1
		YOUNG CURT	
PNG	Papua New Guinea		1
		BOINO MOWEN	
POL	Poland		1
		JANUSZEWSKI PAWEL	
POR	Portugal		1
		RODRIGUES PEDRO	
RSA	South Africa		2
		HERBERT LLEWELLYN MYBURGH ALWYN	
RUS	Russian Federation		3
		GORBAN BORIS MASHCHENKO RUSLAN SHIRYAYEV VLADISLAV	
SEN	Senegal		1
		FAYE IBOU	
SRI	Sri Lanka		1
		RATNAYAKE ARIJAN RAJA	
SVK	Slovakia		1
		HOLUBEK RADOSLAV	
SYR	Syrian Arab Republic		2
		ABOU HAMED ZID AL NAJEM ZAHR-EDIN	
TPE	Chinese Taipei		1
		CHEN TIEN-WEN	
UKR	Ukraine		1
		GORBENKO GENNADIY	
USA	United States of America		3
		CARTER JAMES TAYLOR ANGELO THOMAS ERIC A	
UZB	Uzbekistan		1
		ISAKOV ERKINJON	
YUG	Yugoslavia		1
		PESA SINISA	
ZAM	Zambia		1
		MATETE SAMUEL	
ZIM	Zimbabwe		2
		HARNDEN IAIN HARNDEN KENNETH	

ATM050 - MEN'S 5000M**38**

ALG	Algeria		2
		BENZINE REDA SAIDI-SIEF ALI	
AUS	Australia		3
		MEHARI MIZAN MOTTRAM CRAIG POWER MICHAEL	
BDI	Burundi		1
		NIYONGABO VENUSTE	
BEL	Belgium		1
		MOURHIT MOHAMMED	
ERI	Eritrea		1
		ASMEROM BOLOTA	
ESP	Spain		2
		EL NASRI YOUSEFF GARCIA ALBERTO	
ETH	Ethiopia		3
		ALEMU DAGNE BAYISSA FITA WOLDE MILLON	



FRA	France		1
		ESSAID MUSTAPHA	
GBR	Great Britain		1
		BOWDITCH KRISTEN	
GER	Germany		1
		ARNDT JIRKA	
IRL	Ireland		1
		CARROLL MARK	
IRQ	Iraq		1
		MURAD SHIHAB HOUNA	
JPN	Japan		2
		HANADA KATSUHIKO TAKAOKA TOSHINARI	
KEN	Kenya		3
		CHELULE DAVID GITAHU JULIUS LIMO RICHARD	
MAR	Morocco		2
		EL WARDI MOHAMMED SAID LAHLAFI BRAHIM	
MEX	Mexico		2
		GALVAN DAVID OLMEDO PABLO	
MYA	Myanmar		1
		MAUNG MAUNG NGE	
NEP	Nepal		1
		BOHARA GYAN BAHADUR	
NOR	Norway		1
		BAKKEN MARIUS	
POR	Portugal		1
		ORNELAS HELDER	
QAT	Qatar		2
		HASHIM AHMED IBRAHIM SULEIMAN MOHAMMED A	
UKR	Ukraine		1
		LEBID SERGIY	
USA	United States of America		3
		GOUCHER ADAM HAUSER BRAD ROGERS NICK	
ZAM	Zambia		1
		MWAPE SAM MFULA	

ATM051 - MEN'S SHOT PUT**37**

AUS	Australia		1
		ANLEZARK JUSTIN	
BLR	Belarus		1
		MIKHNEVICH ANDREI	
CAN	Canada		1
		SNYDER BRAD	
CRO	Croatia		1
		ERCEGOVAC STEVIMIR	
CUB	Cuba		1
		PAUMIER ALEXIS	
CZE	Czech Republic		1
		MENC MIROSLAV	
DEN	Denmark		1
		OLSEN JOACHIM BROEC	
ESP	Spain		1
		MARTINEZ MANUEL	
FIN	Finland		3
		AALTONEN TIMO HARJU ARSI TIISANOJA VILLE	
GBR	Great Britain		1
		PROCTOR MARK	



GER	Germany		2
		BUDER OLIVER-SVEN MERTENS MICHAEL	
GRE	Greece		1
		TIGKAS VAIOS	
HUN	Hungary		1
		KISS SZILARD	
IND	India		2
		SINGH BAHADUR SINGH SHAKTI	
ITA	Italy		1
		DAL SOGLIO PAOLO	
KAZ	Kazakhstan		1
		RUBTSOV SERGEY	
LTU	Lithuania		1
		KLEIZA SAULIUS	
MDA	Republic of Moldova		1
		EMILIANOV IVAN	
NGR	Nigeria		1
		UGWU CHIMA	
QAT	Qatar		1
		MUBARAK BILAL SAAD	
ROM	Romania		1
		GUSET GHEORGHE	
RSA	South Africa		3
		LAMBRECHTS BURGER POTGIETER KAREL ROBBERTS JANUS	
RUS	Russian Federation		1
		CHUMACHENKO PAVEL	
SVK	Slovakia		2
		HABORAK MILAN KONOPKA MIKULAS	
UKR	Ukraine		2
		BILONOG YURIY VIRASTYUK ROMAN	
USA	United States of America		3
		BLOOM ANDREW GODINA JOHN NELSON ADAM	
YUG	Yugoslavia		1
		PERIC DRAGAN	

ATM052 - MEN'S DISCUS THROW**46**

ARG	Argentina		1
		PUGLIESE MARCELO	
BEL	Belgium		1
		VAN DAELE JO	
BLR	Belarus		3
		CHEREVKO LEONID DUBROVSHCHIK VLADIMIR KAPTYUKH VASILY	
CAF	Central African Republic		1
		CONJUNGO MICHAEL GLENN	
CAN	Canada		2
		GERVAIS JASON TUNKS JASON	
CHN	People's Republic of China		1
		LI SHAOJIE	
CRO	Croatia		1
		MUSTAPIC DRAGAN	
CUB	Cuba		2
		CASANAS FRANK ELIZALDE ALEXIS	
CZE	Czech Republic		1
		MALINA LIBOR	
ESP	Spain		1
		MARTINEZ DAVID	



EST	Estonia		1
		TAMMERT ALEKSANDER	
GBR	Great Britain		2
		SMITH GLEN WEIR ROBERT	
GER	Germany		3
		MOELLENBECK MICHAEL RIEDEL LARS SCHULT JUERGEN	
HUN	Hungary		3
		FAZEKAS ROBERT KOVAGO ZOLTAN MATE GABOR	
IRL	Ireland		2
		MENTON JOHN SWEENEY NICK	
ISL	Iceland		1
		HALLGRIMSSON MAGNUS ARON	
ITA	Italy		1
		FORTUNA DIEGO	
LTU	Lithuania		3
		ALEKNA VIRGILIJUS KIDYKAS VACLOVAS UBARTAS ROMAS	
NGR	Nigeria		1
		UGWU CHIMA	
NZL	New Zealand		1
		WINCHESTER IAN	
POL	Poland		1
		STANSKI OLGIERD	
QAT	Qatar		1
		ALDOSARI RASHID S	
ROM	Romania		1
		GRASU COSTEL	
RSA	South Africa		2
		KRUGER FRANTZ POTGIETER FRITS	
RUS	Russian Federation		3
		BORICHEVSKIY ALEKSANDR SHEVCHENKO DMITRIY SIDOROV VITALIY	
TKM	Turkmenistan		1
		MAMEDOV CHARY	
UKR	Ukraine		1
		CHUPRYNIN KYRYLO	
USA	United States of America		3
		GODINA JOHN SETLIFF ADAM WASHINGTON ANTHONY	
UZB	Uzbekistan		1
		POLTORATSKIY ROMAN	

ATM053 - MEN'S JAVELIN THROW**36**

AUS	Australia		3
		CURREY ANDREW HATCHER ADRIAN MARTIN ANDREW	
AUT	Austria		1
		HOEGLER GREGOR	
BLR	Belarus		1
		SASIMOVICH VLADIMIR	
CUB	Cuba		2
		GONZALEZ EMETERIO LUACES ISBEL	
CZE	Czech Republic		1
		ZELEZNY JAN	
EST	Estonia		1
		VARNIK ANDRUS	



FIN	Finland		3
		HAATAINEN HARRI HAKKARAINEN HARRI PARVIAINEN AKI	
GBR	Great Britain		3
		BACKLEY STEVE HILL MICHAEL NIELAND NICK	
GER	Germany		2
		HECHT RAYMOND HENRY BORIS	
GRE	Greece		1
		GATSIODIS KONSTADINOS	
IND	India		1
		BISHNOI JAGDISH	
IRL	Ireland		1
		MCHUGH TERRY	
KGZ	Kyrgyzstan		1
		SHNAYDER DMITRIY	
KOR	Korea		1
		SONG DONG-HYUN	
KSA	Saudi Arabia		1
		AL-JADANI ALI	
LAT	Latvia		2
		LUSIS VOLDEMARS RAGS ERIKS	
LTU	Lithuania		1
		JURKSAS ARUNAS	
NOR	Norway		1
		FAGERNES PAAL ARNE	
PAR	Paraguay		1
		KENNEDY NERY	
POL	Poland		1
		TRAFAS DARIUSZ	
RUS	Russian Federation		2
		MAKAROV SERGEY OVCHINNIKOV VLADIMIR	
SVK	Slovakia		1
		BOKOR MARIAN	
SWE	Sweden		1
		BODEN PATRIK	
TUN	Tunisia		1
		RIDANE MAHER	
USA	United States of America		1
		GREER BREAUX	
UZB	Uzbekistan		1
		VOYNOV SERGEY	

ATM054 - MEN'S HAMMER THROW**44**

ARG	Argentina		1
		CERRA JUAN IGNACIO	
AUS	Australia		1
		RENDELL STUART	
BLR	Belarus		2
		ASTAPKOVICH IGOR TIKHON IVAN	
CRO	Croatia		1
		HAKLITS ANDRAS	
CZE	Czech Republic		2
		MASKA VLADIMIR SEDLACEK PAVEL	
DEN	Denmark		1
		BIELECKI JAN	
FIN	Finland		1
		KARJALAINEN OLLI-PEKKA	



FRA	France	CHAUSSINAND DAVID DUPRAY GILLES EPALLE CHRISTOPHE	3
GER	Germany	ESSER MARKUS KOBBS KARSTEN WEISS HEINZ	3
GRE	Greece	PAPADIMITRIOU ALEXANDROS POLIHRONIOU HRISTOS	2
HUN	Hungary	ANNUS ADRIAN GECSEK TIBOR NEMETH ZSOLT	3
IRL	Ireland	MCGRATH PADDY	1
ITA	Italy	PAOLUZZI LORIS VIZZONI NICOLA	2
JPN	Japan	MUROFUSHI KOJI	1
KGZ	Kyrgyzstan	DAVYDOV NIKOLAY	1
MDA	Republic of Moldova	ROZNA ROMAN	1
POL	Poland	PALYSZKO MACIEJ ZIOLKOWSKI SZYMON	2
POR	Portugal	COSTA VITOR	1
RUS	Russian Federation	KONOVALOV ILYA SIDORENKO VASILIIY ZAGORNYI ALEKSEY	3
SLO	Slovenia	KOZMUS PRIMOZ	1
SVK	Slovakia	CHARFREITAG LIBOR KONOPKA MILOSLAV	2
UKR	Ukraine	KRYKUN OLEKSANDR PISKUNOV VLADYSLAV SKVARUK ANDRIY	3
USA	United States of America	DEAL LANCE LOGAN JUD MCMAHON KEVIN	3
UZB	Uzbekistan	ABDUVALIEV ANDREY KHOJATELEV VITALY USTINOV VICTOR	3

ATM061 - MEN'S LONG JUMP**53**

ARM	Armenia	POGHOSYAN SHIRAK	1
AUS	Australia	BURGE PETER TAURIMA JAI	2
BEL	Belgium	NYS ERIK	1
BRA	Brazil	FERREIRA NELSON CARLOS	1
BUL	Bulgaria	ATANASOV NIKOLAY DACHEV PETAR	2
CAN	Canada	DUNCAN RICHARD LOWE IAN	2
CAY	Cayman Islands	STREETE-THOMPSON KAREEM	1



CHN	People's Republic of China	2
	LAO JIANFENG LIU HONGNIN	
CRO	Croatia	1
	ERGOTIC SINISA	
CUB	Cuba	2
	MELIZ LUIS PEDROSO IVAN	
EGY	Egypt	1
	MERSAL HATEM	
ESP	Spain	1
	LAMELA YAGO	
FRA	France	2
	SERVIUS RONALD TOURE CHEIKH	
GER	Germany	1
	PRAH KOFI AMOAH	
GHA	Ghana	1
	AWERE MARK ANTHONY	
GRE	Greece	2
	KOUKODIMOS KONSTANTINOS SERELIS DIMITRIOS	
IND	India	1
	RAI SANJAY K	
JAM	Jamaica	1
	BECKFORD JAMES	
JPN	Japan	2
	MORINAGA MASAKI WATANABE DAISUKE	
KOR	Korea	1
	SUNG HEE-JUN	
KSA	Saudi Arabia	1
	AL-SABEE HUSAIN	
LTU	Lithuania	1
	BARDAUSKAS TOMAS	
MAR	Morocco	2
	EL GHAZOUANI EL MEHDI MOUDRIK YOUNES	
MRI	Mauritius	1
	CASQUETTE ARNAUD	
NAM	Namibia	1
	LOUW STEPHAN	
POR	Portugal	1
	CALADO CARLOS	
QAT	Qatar	1
	AL NUBI ABDULRAHMAN S	
ROM	Romania	1
	TARUS BOGDAN	
RUS	Russian Federation	3
	BURKENIA DANIL MALYAVIN VLADIMIR SOSUNOV KIRILL	
SLO	Slovenia	1
	CANKAR GREGOR	
SWE	Sweden	2
	HAEGGSTROEM PETER SUNNEBORN MATTIAS	
TOG	Togo	1
	FOLLIGAN GEORGES TEKO	
TRI	Trinidad & Tobago	1
	WILLIAMS WENDELL	
TUR	Turkey	1
	YAVAS MESUT	
UKR	Ukraine	2
	LUKASHEVYCH OLEXIY SCHURENKO ROMAN	



USA	United States of America	3
	LISTER III MELVIN PHILLIPS DWIGHT STRINGFELLOW SAVANTE	
UZB	Uzbekistan	1
	KHUSNUTDINOV RUSTAM	
YUG	Yugoslavia	1
	JAHIC DANIAL	

ATM062 - MEN'S TRIPLE JUMP**40**

ARM	Armenia	1
	MARTIROSYAN ARMEN	
AUS	Australia	1
	MURPHY ANDREW	
AZE	Azerbaijan	1
	BOCHKOV SERGEY	
BER	Bermuda	1
	WELLMAN BRIAN	
BUL	Bulgaria	2
	DIMITROV ROSTISLAV RUSENOV IVAYLO	
CHN	People's Republic of China	1
	LAO JIANFENG	
CUB	Cuba	3
	CALVO MICHAEL GARCIA YOEL QUESADA YOELBI	
ESP	Spain	1
	CHAPADO RAUL	
FRA	France	1
	FOFANA COLOMBA	
GBR	Great Britain	3
	ACHIKE ONOCHIE EDWARDS JONATHAN IDOWU PHILLIPS	
GER	Germany	1
	FRIEDEK CHARLES	
GHA	Ghana	1
	OWUSU ANDREW	
GRE	Greece	3
	LENIS STAMATIOS MELETOGLOU HRISTOS ZALAGGITIS KONSTADINOS	
HUN	Hungary	1
	CZINGLER ZSOLT	
ISR	Israel	1
	NACHUM ROGEL	
ITA	Italy	2
	CAMOSSI PAOLO DONATO FABRIZIO	
JPN	Japan	1
	SUGIBAYASHI TAKANORI	
KAZ	Kazakhstan	2
	ARZAMASSOV SERGEY SAKIRKIN OLEG	
KSA	Saudi Arabia	1
	AL-AHMADI SALEM	
NOR	Norway	1
	HANSTVEIT KETILL	
ROM	Romania	1
	PUNGA IONUT	
RUS	Russian Federation	3
	KAPUSTIN DENIS MARKOV GENNADIY SPASOVKHODKIY IGOR	
SWE	Sweden	1
	OLSSON CHRISTIAN	



UKR	Ukraine		1
		IZMAILOV SERGII	
USA	United States of America		3
		CARTER LA MARK DAVIS WALTER HOWARD ROBERT	
UZB	Uzbekistan		1
		PETIN EVGENIY	
YUG	Yugoslavia		1
		DJURDJEVIC ZORAN	

ATM071 - MEN'S HIGH JUMP**36**

ALG	Algeria		1
		HAMMAD ABDERRAHMANE	
AUS	Australia		1
		FORSYTH TIM	
BIH	Bosnia & Herzegovina		1
		KREHMIC ELVIR	
BLR	Belarus		1
		LELIN ALEKSEI	
CAN	Canada		2
		BOATENG KWAKU BOSWELL MARK	
COL	Colombia		1
		MAYO GILMAR	
CUB	Cuba		1
		SOTOMAYOR JAVIER	
FIN	Finland		2
		HUIKURI TONI POLKU MIKA	
GBR	Great Britain		1
		CHALLENGER BENJAMIN	
GER	Germany		2
		KREISSIG WOLFGANG RHODEN CHRISTIAN	
GRE	Greece		1
		PAPAKOSTAS LABROS	
IRL	Ireland		1
		REILLY BRENDAN	
ISR	Israel		1
		MATOUSSEVIC KONSTANTIN	
JPN	Japan		1
		YOSHIDA TAKAHISA	
KAZ	Kazakhstan		1
		PAKHLIYAYEV YURIY	
KOR	Korea		1
		LEE JIN-TAEK	
LIB	Lebanon		1
		RABBATH JEAN CLAUDE	
NED	Netherlands		1
		PENNINGS WILBERT	
NZL	New Zealand		1
		HOWARD GLENN	
PER	Peru		1
		MUNOZ HUGO	
RUS	Russian Federation		3
		BRAYKO PETR KLIUGIN SERGEY VORONIN VYACHESLAV	
SWE	Sweden		2
		HOLM STEFAN STRAND STAFFAN	
UKR	Ukraine		3
		DYMCHENKO SERGII GLYVNSKY RUSLAN SOKOLOVSKYY ANDRIY	

**USA United States of America 3**AUSTIN CHARLES
EVANS KENNY
LEEPER NATHAN**YUG Yugoslavia 2**TOPIC DRAGUTIN
ZORIC STEVAN**ATM072 - MEN'S POLE VAULT****37****AUS Australia 3**BURGESS PAUL
CHISTIYAKOV VIKTOR
MARKOV DMITRIY**BEL Belgium 1**

DUVAL THIBAUT

BUL Bulgaria 1

EFREMOV ILIAN

CYP Cyprus 1

STEFANI PHOTIS

CZE Czech Republic 1

JANACEK STEPAN

ESP Spain 2GARCIA JAVIER
MIRANDA MONTXU**FRA France 2**GALFIONE JEAN
MESNIL ROMAIN**GBR Great Britain 1**

HUGHES KEVIN

GER Germany 3ECKER DANIEL
LOBINGER TIM
STOLLE MICHAEL**ISR Israel 2**AVERBUKH ALEXANDER
KRASNOV DANNY**ITA Italy 1**

GIBILISCO GIUSEPPE

JPN Japan 1

YOKOYAMA MANABU

KAZ Kazakhstan 1

POTAPOVICH IGOR

LCA Saint Lucia 1

JOHNSON DOMINIC

MEX Mexico 1

PRATT ROBISON

NED Netherlands 1

BLOM RENS

POR Portugal 2ANDRE JOAO
FERNANDES NUNO**RSA South Africa 1**

BRITS OKKERT

RUS Russian Federation 3GERASIMOV PAVEL
SMIRYAGIN YEVGENIY
TARASOV MAKSIM**SWE Sweden 2**ERIKSSON MARTIN
KRISTIANSSON PATRIK**TUR Turkey 1**

ISIM RUHAN

UKR Ukraine 2BUBKA SERGEY
YURCHENKO DENYS**USA United States of America 3**HARTING CHAD
HYSONG NICK
JOHNSON LAWRENCE

**ATM092 - MEN'S 20KM WALK****48**

ALG	Algeria		1
		AOUANOUC MOUSSA	
AUS	Australia		3
		A'HERN NICHOLAS DEAKES NATHAN RUSSELL DION	
BLR	Belarus		3
		KHMELNITSKY MIKHAIL MAKAROV ANDREI MELESHKEVICH ARTUR	
CAN	Canada		2
		BERRETT TIM HUERTA ARTURO	
CHN	People's Republic of China		1
		YU GUOHUI	
CZE	Czech Republic		1
		MALYSA JIRI	
ECU	Ecuador		1
		PEREZ JEFFERSON	
ESP	Spain		3
		DOMINGUEZ JOSE DAVID FERNANDEZ FRANCISCO JAV MARQUEZ DAVID	
FRA	France		1
		GILLET ANTONY	
GER	Germany		1
		ERM ANDREAS	
GUA	Guatemala		2
		GARCIA LUIS MARTINEZ JULIO RENE	
HUN	Hungary		2
		DUDAS GYULA URBANIK SANDOR	
IRL	Ireland		1
		HEFFERNAN ROBERT	
ITA	Italy		3
		DE BENEDICTIS GIOVANNI DIDONI MICHELE GANDELLINI ALESSANDRO	
JPN	Japan		2
		IKESHIMA DAISUKE YANAGISAWA SATOSHI	
KAZ	Kazakhstan		1
		BORISOV VALERIY	
KEN	Kenya		2
		KIMUTAI DAVID SAWE JULIUS KIPKOE	
KOR	Korea		1
		SHIN IL-YONG	
LAT	Latvia		2
		FADEJEVS AIGARS PUTENIS MARIS	
MDA	Republic of Moldova		1
		MOTPAN EFIM	
MEX	Mexico		3
		GARCIA DANIEL HERNANDEZ NOE SEGURA BERNARDO	
PLE	Palestine		1
		DIEB RAMY	
POL	Poland		1
		KORZENIOWSKI ROBERT	
POR	Portugal		1
		VIEIRA JOAO	
ROM	Romania		1
		BALAN COSTICA	



RUS	Russian Federation	3
	ANDREYEV VLADIMIR MARKOV ILYA RASSKAZOV ROMAN	
SVK	Slovakia	2
	KOLLAR IGOR VALICEK ROBERT	
TUN	Tunisia	1
	GHOULA HATEM	
USA	United States of America	1
	SEAMAN TIMOTHY	

ATM095 - MEN'S 50KM WALK**56**

AUS	Australia	3
	COUSINS DUANE DEAKES NATHAN RUSSELL DION	
BLR	Belarus	1
	GINKO VIKTOR	
CAN	Canada	2
	BERRETT TIM HUERTA ARTURO	
CHN	People's Republic of China	2
	WANG YINHANG YANG YONGJIAN	
CZE	Czech Republic	1
	HOLUSA MILOS	
ESP	Spain	3
	GARCIA JESUS ANGEL MASSANA VALENTI ODRIOZOLA MIKEL	
FIN	Finland	1
	KONONEN VALENTIN	
FRA	France	3
	CAUDRON SYLVAIN LANGLOIS DENIS PILLER RENE	
GBR	Great Britain	1
	MADDOCKS CHRIS	
GER	Germany	3
	IHLI ROBERT TRAUTMANN DENIS TRAUTMANN MIKE	
GRE	Greece	2
	KASTANIS SPYRIDON STAMATOPOULOS THEODOROS	
HUN	Hungary	2
	CZUKOR ZOLTAN DUDAS GYULA	
IRL	Ireland	1
	COSTIN JAMIE	
ITA	Italy	3
	BRUGNETTI IVANO DI MEZZA ARTURO PERRICELLI GIOVANNI	
JPN	Japan	2
	IMAMURA FUMIO KOIKE AKIHIKO	
KAZ	Kazakhstan	2
	BORISOV VALERIY KOREPANOV SERGEY	
LAT	Latvia	3
	BRUVELIS UGIS FADEJEVS AIGARS LIEPINS MODRIS	
LTU	Lithuania	1
	ZUJUS DAUGVINAS	
MDA	Republic of Moldova	1
	CIUMACENCO FEDOSEI	



MEX	Mexico		3
		RODRIGUEZ MIGUEL ANGEL SANCHEZ GERMAN SANCHEZ JOEL	
NZL	New Zealand		1
		BARRETT CRAIG	
POL	Poland		3
		KORZENIOWSKI ROBERT LIPIEC TOMASZ MAGDZIARCZYK ROMAN	
POR	Portugal		1
		MARTINS PEDRO	
RUS	Russian Federation		3
		MATIUKHIN NIKOLAI POTEMINE VLADIMIR SPYTSYN VALERIY	
SVK	Slovakia		3
		KORCOK PETER MALIK STEFAN TICHY PETER	
UKR	Ukraine		1
		SHELEST OLEKSIY	
USA	United States of America		3
		CLAUSEN CURT DUNN PHILIP HERMANN ANDREW	
YUG	Yugoslavia		1
		RAKOVIC ALEKSANDAR	

ATM099 - MEN'S MARATHON**100**

ALG	Algeria		1
		KOHIL KAMAL	
AND	Andorra		1
		BERNADO ANTONI	
ANG	Angola		1
		NTIAMBA JOAO	
ARG	Argentina		1
		CORTINEZ OSCAR	
ARU	Aruba		1
		RODRIGUEZ RICHARD	
AUS	Australia		3
		DE HIGHDEN ROD MONEGHETTI STEVE TROOP LEE	
AUT	Austria		1
		BUCHLEITNER MICHAEL	
BDI	Burundi		1
		NDAYISENGA PATRICK	
BIH	Bosnia & Herzegovina		2
		KODZO DJURO PETROVIC ZELJKO	
BOL	Bolivia		1
		CONDORI MARCO IVAN	
BOT	Botswana		1
		MASO TIYAPO	
BRA	Brazil		3
		DE LIMA VANDERLEI FIALHO EDER SILVA OSMIRO	
BUL	Bulgaria		1
		STEFANOV PETKO	
CAM	Cambodia		1
		TO RITHYA	
CAN	Canada		1
		DEACON BRUCE	
COD	Democratic Republic of the Congo		1
		KALOMBO WILLY	
COL	Colombia		1
		CARRASCO JOSE ALIRIO	



CPV	Cape Verde		1
		ZEFERINO ANTONIO	
CRC	Costa Rica		1
		MOLINA JOSE LUIS	
DJI	Djibouti		1
		OMAR DAHER GADID	
ECU	Ecuador		1
		GUERRA SILVIO	
EGY	Egypt		1
		SOLIMAN AHMED ABDELMO	
ESP	Spain		3
		ANTON ABEL FIZ MARTIN JUZDADO ALBERTO	
EST	Estonia		1
		LOSKUTOV PAVEL	
ETH	Ethiopia		3
		ABERA GEZAHGNE ALEMAYEHU SIMRETU TOLA TESFAYE	
FRA	France		2
		BEHAR ABDELLAH OUAADI MOHAMED	
FSM	Federated States of Micronesia		1
		RODRIQUEZ ELIAS	
GBR	Great Britain		3
		BROWN JON CULLEN KEITH STEINLE MARK	
GER	Germany		2
		EICH CARSTEN FIETZ MICHAEL	
GRE	Greece		1
		HARAMIS PANAYIOTIS	
IOA	Individual Olympic Athletes		1
		DA COSTA CALISTO	
ITA	Italy		3
		BALDINI STEFANO LEONE GIACOMO MODICA VINCENZO	
JPN	Japan		3
		INUBUSHI TAKAYUKI KAWASHIMA SHINJI SATO NOBUYUKI	
KEN	Kenya		3
		CHERUIYOT KENNETH LAGAT ELIJAH WAINAINA ERIC	
KGZ	Kyrgyzstan		1
		AKYLBEKOV NAZIRDIN	
KOR	Korea		3
		BAEK SEUNG-DO CHUNG NAM-KYUN LEE BONG-JU	
LBA	Libyan Arab Jamahiriya		1
		EDELI ADEL M	
LES	Lesotho		1
		MOQHALI THABISO	
MAR	Morocco		2
		EL MOUAZIZ ABDELKADER ELAFOUI BOUBKER	
MDA	Republic of Moldova		1
		VLAS VALERIU	
MEX	Mexico		2
		ESPINOSA ANDRES PAREDES BENJAMIN	
NAM	Namibia		1
		SWARTBOOI LUKETZ	
NED	Netherlands		2
		MAASE KAMIEL VAN HEST GREG	



POL	Poland		1
		GLADKI PIOTR	
POR	Portugal		3
		CASTRO DOMINGOS NOVO LUIS PINTO ANTONIO	
PRK	Democratic People's Rep. of Korea		3
		KIL JAE SON KIM JONG CHOL KIM JUNG WON	
QAT	Qatar		1
		JAMAL RASHID K	
RSA	South Africa		3
		MAREMANE JOHANNES RAMAALA HENDRICK THUGWANE JOSIA	
RUS	Russian Federation		2
		KAPITONOV DMITRIY KOKIN PAVEL	
RWA	Rwanda		1
		NTAWURIKURA MATHIAS	
SLO	Slovenia		1
		KEJZAR ROMAN	
SMR	San Marino		1
		MACINA GIAN LUIGI	
SRI	Sri Lanka		1
		GAMAGE SARATH PRASAN	
SUI	Switzerland		1
		ROETHLIN VIKTOR	
SVK	Slovakia		1
		STEFKO ROBERT	
SWZ	Swaziland		1
		BHEMBE LUCKY WILLIE	
TAN	United Republic of Tanzania		3
		BAYO ZEBEDAYO SIMON ANGELO PETER WILBROD FOKASI	
TJK	Tajikistan		1
		ZABAVSKII SERGEI	
TRI	Trinidad & Tobago		1
		HOLASSIE RONNIE	
TUN	Tunisia		1
		MANSOURI TAHAR	
UGA	Uganda		1
		MALINGA ALEX	
URU	Uruguay		1
		GARCIA NESTOR	
USA	United States of America		1
		DEHAVEN ROD	
VEN	Venezuela		2
		SEMPRUN JOSE ALEJANDR TARAZONA CARLOS	
VIN	Saint Vincent & the Grenadines		1
		BALLANTYNE PAMENOS AVORS	
ZIM	Zimbabwe		1
		CHIMUSASA TENDAI	

ATM100 - MEN'S 10000M**34**

ALG	Algeria		1
		MOUSSAOUI SAMIR	
AUS	Australia		2
		BEZABEH SISAY CREIGHTON SHAUN	
BDI	Burundi		1
		NIZIGAMA ALOYS	
BEL	Belgium		1
		MOURHIT MOHAMMED	



CAN	Canada		2
		KALEY SEAN SCHIEBLER JEFF	
CHI	Chile		1
		DIAZ MAURICIO	
ERI	Eritrea		1
		KIFLE YONAS	
ESP	Spain		3
		CUNADO TEODORO MOLINA ENRIQUE RIOS JOSE	
ETH	Ethiopia		3
		GBRSELISSIE HAILE MEZGEBU ASSEFA TOLLA GIRMA	
GBR	Great Britain		3
		DENMARK ROBERT JONES ANDRES KESKA KARL	
ITA	Italy		2
		BERRADI RACHID CAIMMI DANIELE	
JPN	Japan		2
		HANADA KATSUHIKO TAKAOKA TOSHINARI	
KEN	Kenya		3
		IVUTI PATRICK KORIR JOHN TERGAT PAUL	
MAR	Morocco		1
		BERIOUI SAID	
MEX	Mexico		2
		GALVAN DAVID QUINTANILLA ARMANDO	
NZL	New Zealand		1
		AISH MICHAEL	
POR	Portugal		1
		RAMOS JOSE	
RUS	Russian Federation		1
		MAKSIMOV DMITRIY	
USA	United States of America		3
		ABDIRAHMAN ABDIHAKIM CULPEPPER ALAN KEFLEZIGHI MEBRAHTOM	

ATM401 - MEN'S 4 X 100M RELAY**168**

AUS	Australia		4
		DI BELLA PAUL JOHNSON PATRICK SHIRVINGTON MATT WOHLSEN DARRYL	
BAH	Bahamas		4
		DEMERITTE DOMINIC LEWIS IRAM SAUNDERS WHYMMMS WELLINGTON WELLS RENWARD	
BAR	Barbados		4
		BURNETT GABRIEL HOUSTON VICTOR LOUIS WILAN ROLLINS FABIAN	
BRA	Brazil		5
		DA SILVA CLAUDINEI LIMA VICENTE RIBEIRO EDSON SILVA ANDRE SOUSA CLAUDIO	
CAN	Canada		5
		BROWNE PIERRE GILBERT GLENROY MACROZONARIS NICOLAS MCCUAIG BRAD WOODLEY ADRIAN	



CHI	Chile		4
		FAUNDEZ JUAN PABLO ROACH RICARDO ROACH RODRIGO VALDES DIEGO	
CIV	Cote d'Ivoire		4
		DOUHOU AHMED YVES MEITE IBRAHIM N'DRI ERIC PACOME SONAN YVES	
CMR	Cameroon		4
		BATANGDON JOSEPH BENSONO II SERGE MOUSSAMBANE ALFRED SIRIMOU BENJAMIN	
CRO	Croatia		4
		BUINJAC TIHOMIR ERGOTIC SINISA KRAJACIC SLAVEN VOJNOVIC DEJAN	
CUB	Cuba		4
		CESAR JOSE ANGEL GARCIA IVAN MAYOLA FREDDY PEREZ LUIS ALBERTO	
CYP	Cyprus		4
		KATSANTONIS PRODROMOS MARCOULLIDES ANNINOS RODOS ANTHIMOS ZISIMIDES YIANNIS	
FRA	France		5
		CHEVAL CHRISTOPHE EYANA JEROME GUIMS NEEDEDY KRANTZ FREDERIC PATROS DAVID	
GBR	Great Britain		4
		CHAMBERS DWAIN CONDON ALLYN DEVONISH MARLON GARDENER JASON	
GHA	Ghana		4
		ANDAM KENNETH MYLES-MILLS LEO NSIAH CHRISTIAN ZAKARI AZIZ	
GRE	Greece		4
		ALEXOPOULOS ALEXIOS KENTERIS KONSTANTINOS PAVLAKAKIS ANGELOS THEODORIDIS GEORGIOS	
GUA	Guatemala		4
		BLANCO NOLBERTO ROLANDO MENESES GONZALEZ JOSE HAROLDO MENESES GONZALEZ OSCAR TINOCO KIPPS JOSE	
HKG	Hong Kong, China		4
		CHIANG WAI HUNG HO KWAN LUNG TANG HON SING TO WAI LOK WILLIAM	
HUN	Hungary		4
		BABALY LASZLO GYULAI MIKLOS KOVACS VIKTOR PAUER GEZA	
INA	Indonesia		4
		MURAY JOHN HERMAN RAUBABA YANES SUKARI SUSANTO ERWIN HERU	
IND	India		4
		BALA KRISHNAN RAJEEV DURAI C THIRUGNANA KUMAR P ANIL SINGH AJAY RAJ	
IRL	Ireland		4
		BRIZZELL PAUL COMYNS TOM MCADOREY JOHN RYAN GARY	



ISR	Israel		4
		GOLAN KFIR JABLONKA GIDON KAFRI TOMMY PORKHOMOVSKIY ALEKSANDR	
ITA	Italy		4
		CAVALLARO ALESSANDRO CHECCUCCI MAURIZIO COLOMBO ANDREA SCUDERI FRANCESCO	
JAM	Jamaica		5
		BREDWOOD LLEWELYN FRATER LINDEL POWELL DONOVAN THOMAS DWIGHT WILLIAMS CHRISTOPHER	
JPN	Japan		5
		ASAHARA NOBUHARU ITO KOJI KAWABATA SHINGO KOJIMA SHIGEYUKI SUETSUGU SHINGO	
KSA	Saudi Arabia		4
		AL SAFFAR JAMAL A AL YAMI SALEM M M ALYAMI MOHAMMED M M MUBARAK MUBARAK	
LBR	Liberia		4
		COOPER SAYON MAWENH KOUTY MORLU KOIYAN REYES ANDREW	
MRI	Mauritius		4
		AUGUSTIN FERNANDO BUKLAND STEPHANE CHIMIER JONATHAN MILAZAR ERIC	
NGR	Nigeria		4
		ANUSIM NNAMDI LUCKY DEJI ALIU EMEDOLU UCHENNA EMMANUEL SUNDAY	
OMA	Oman		4
		AL DALHAMI HAMOOD AL HOOTI MOHAMED AL MASKARI MOHAMMED SAID AL SHIEKH JAHAD ABDULLAH	
POL	Poland		4
		BALCERZAK PIOTR NOWAK MARCIN PILARCZYK RYSZARD URBAS MARCIN	
PUR	Puerto Rico		4
		FERNANDEZ RODRIGUEZ F.O. NIEVES MORALES OSVALDO PIZARRO DOMENECH R.M. RICHARDSON OSORIO JORGE L	
RUS	Russian Federation		4
		BYCHKOV SERGEY RYABOV ALEKSANDR SMIRNOV ALEXANDR VASILYEV DMITRIY	
SLO	Slovenia		4
		ACMAN URBAN FRIDRIH BOSTJAN OSOVNIKAR MATIC SUSTERSIC MATIC	
THA	Thailand		4
		NETENEE KONGDECH PHUKSACHAT BOONYARIT SOPHANICH VISANU SUWONPRATEEP SITTICHAJ	
TRI	Trinidad & Tobago		5
		ALEXANDER NICONNER BOLDON ATO BURNS MARC HARPER JACKEY RAEBURN JULIAN	



USA	United States of America	6
	BROKENBURR KENNETH DRUMMOND JONATHAN GREENE MAURICE LEWIS BRIAN MONTGOMERY TIMOTHY WILLIAMS III BERNARD	
UZB	Uzbekistan	4
	EROSHENKO NIKOLAY JURAVLEV KONSTANTIN JURAVLYOV OLEG KUCHMURADOV ANVAR	
VEN	Venezuela	4
	CARABALI JOSE MORILLO JUAN ALBERTO OLLARVES ARIAS HELY PENA QUEVEDO JOSE	
YUG	Yugoslavia	4
	MOMIROVIC PREDRAG PETAKOVIC MILAN SAKIC MILOS SPASIC SLOBODAN	

ATM404 - MEN'S 4 X 400M RELAY**148**

ALG	Algeria	4
	HECINI ADEM LOUAHALA SAMIR LOUAHLA MALIK TALHAOUI KAMEL	
AUS	Australia	5
	DWYER PATRICK HAZEL MICHAEL JAMIESON BRAD VINCENT CASEY YOUNG BLAIR	
BAH	Bahamas	5
	BROWN CHRISTOPHER MCINTOSH TROY MONCUR AVARD MUNNINGS TIMOTHY OLIVER CARL	
BOT	Botswana	5
	BASINYI LULU DUBE GLODY KUBISA JOHNSON MATSHAMEKO AGRIPPA MOLEFE CARLIFORNIA	
CRO	Croatia	4
	BAKARIC FRANO HABUN NINO JURICIC DARKO PERSIC ELVIS	
ESP	Spain	4
	ANDRES ANTONIO CANAL DAVID MONREAL INIGO RODRIGUEZ EDUARDO	
FRA	France	6
	FOUCAN MARC FRONT EMMANUEL HILAIRE PIERRE-MARIE RAQUIL MARC WADE IBRAHIMA WAVELET BRUNO	
GBR	Great Britain	4
	BAULCH JAMIE CAINES DANIEL DEACON JARED THOMAS IWAN	
GHA	Ghana	4
	ADOMAKO DANIEL DUAH ABU KWEI DANIEL MENSAH MARTEY NATHANIEL	
GRE	Greece	4
	DIMOTSIOS STYLIANOS GOUSIS ANASTASIOS IAKOVAKIS PERIKLIS OIKONOMIDIS GEORGIOS	



HUN	Hungary	BEDI TIBOR DOMBI ZETENY KILVINGER ATTILA SZEGLET ZSOLT	4
IND	India	DAVID THOTTAN LIJO RAMACHANDRAN P SHANKAR JATA SINGH PARAMJIT	4
IRL	Ireland	COMAN TOMAS DALY ROBERT MARTIN MCKEE JUNIOR OPPERMANN PAUL	4
JAM	Jamaica	AYRE SANJAY BLACKWOOD MICHAEL HAUGHTON GREGORY MCDONALD MICHAEL MCFARLANE DANNY WILLIAMS CHRISTOPHER	6
JPN	Japan	KARUBE SHUNJI OSAKADA JUN TABATA KENJI YAMAMURA TAKAHIKO	4
KEN	Kenya	CHEPKWONY JULIUS KIPCHIRCHIR SAMSON YEGO MUTUA JOSEPH SAMBU EZRA KENYOKE	4
KSA	Saudi Arabia	ALBESHI MOHAMMED AL-BISHI HAMDAN O AL-BISHI HAMED SOMAYLI HADI SOUAN	4
KUW	Kuwait	AL AZIMI MUSAD AL FULAIJ BADER AL HARBI MISHAL AL SHAMMARI FAWZI	4
NGR	Nigeria	AWAZIE NDUKA BADA SUNDAY CHUKWU CLEMENT GADZAMA FIDELIS MONYE JUDE UDO-OBONG ENEFIOK	6
POL	Poland	BOCIAN JACEK DLUGOSIELSKI PIOTR HACZEK PIOTR MACKOWIAK ROBERT RYSIUKIEWICZ PIOTR WALOTKA FILIP	6
QAT	Qatar	AL-IMAM AHMED H BAKKAR SALAHELDIN E FARAJ MUBARACK S ISMAIL IBRAHIM	4
RSA	South Africa	BOTHA WERNER HERBERT LLEWELLYN MALHERBE ARNAUD MOKGANYETSI HENDRICK MYBURGH ALWYN SEPENG HEZEKIEL	6
RUS	Russian Federation	BOGDANOV DMITRIY GOLOVASTOV DMITRIY MASHCHENKO RUSLAN SEMENOV ANDREY	4
SEN	Senegal	FAYE IBOU LOUM OUMAR NIANG OUSMANE SARR YOUSSEUPHA	4
SLO	Slovenia	HORVAT BOSTJAN SALAMON SERGEJ SESTAK MATIJA VRTACIC JOZE	4



SRI	Sri Lanka		5
		KUMAR RATNA KUMAR ROHAN PRADEEP PERERA MANURA LANKA THILAKARATNE SUGATH WIMALAWANSA RANGA	
SUI	Switzerland		4
		BAERISWYL NICOLAS BUCHER ANDRE CLERC LAURENT ROHR ALAIN	
SVK	Slovakia		4
		BALOSAK STEFAN HOLUBEK RADOSLAV LOPUCHOVSKY MARCEL VANDERKA MARIAN	
THA	Thailand		4
		KONGTONG SENE LINGLOM JIRACHAI NILPLOY NARONG NOOHLONG CHALERMPOL	
UKR	Ukraine		4
		GORBENKO GENNADIY KAYDASH OLEKSANDR VORON'KO ROMAN ZYUKOV YEVGENIY	
USA	United States of America		6
		HARRISON ALVIN HARRISON CALVIN JOHNSON MICHAEL PETTIGREW ANTONIO TAYLOR ANGELO YOUNG JEROME	
YUG	Yugoslavia		4
		JANKOVIC MARKO PESA SINISA STOJANOVIC BRANISLAV VRANES SLAVISA	
ZIM	Zimbabwe		4
		CHIWIRA TAWANDA BLESS HARDEN KENNETH MUKOMANA PHILIP MUTAKANYI CRISPEN	

ATM900 - MEN'S DECATHLON**38**

AUS	Australia		1
		FERRIER SCOTT	
AUT	Austria		1
		AMBROSCH KLAUS	
CUB	Cuba		2
		BALANQUE EUGENIO DUANY RAUL	
CYP	Cyprus		1
		ANDREOU YEORGIOS	
CZE	Czech Republic		3
		DVORAK TOMAS RYBA JIRI SEBRLE ROMAN	
ESP	Spain		1
		BENET FRANCISCO JAV	
EST	Estonia		2
		KASEORG INDREK NOOL ERKI	
FIN	Finland		2
		HAMALAINEN EDUARD HEIKKINEN AKI	
FRA	France		3
		BOULINEAU WILFRID HERNU LAURENT LEVICQ SEBASTIEN	
GBR	Great Britain		1
		MACEY DEAN	
GER	Germany		3
		BUSEMANN FRANK MACZEY MIKE SCHMID STEFAN	



GRE	Greece		1
		KORKIZOGLU PRODROMOS	
HUN	Hungary		2
		KURTOSI ZSOLT ZSIVOCZKY ATTILA	
ISL	Iceland		1
		MAGNUSSON JON ARNAR	
JAM	Jamaica		1
		BERNARD CLASTON	
NOR	Norway		1
		HOEIBY TROND	
POR	Portugal		1
		ANIBAL MARIO	
RUS	Russian Federation		2
		LOBODIN LEV RAZBEYKO ROMAN	
SUI	Switzerland		1
		HUBER PHILIPP	
SWE	Sweden		1
		DAGARD HENRIK	
UKR	Ukraine		3
		LAUKHIN FEDIR MYKHAYLENKO VOLODYMYR YURKOV OLEXANDR	
USA	United States of America		3
		HUFFINS CHRIS JANVRIN KIP PAPPAS TOM	
UZB	Uzbekistan		1
		VERETELNIKOV OLEG	

ATM901 - MEN'S DECATHLON 100M**38**

AUS	Australia		1
		FERRIER SCOTT	
AUT	Austria		1
		AMBROSCH KLAUS	
CUB	Cuba		2
		BALANQUE EUGENIO DUANY RAUL	
CYP	Cyprus		1
		ANDREOU YEORGIOS	
CZE	Czech Republic		3
		DVORAK TOMAS RYBA JIRI SEBRLE ROMAN	
ESP	Spain		1
		BENET FRANCISCO JAV	
EST	Estonia		2
		KASEORG INDREK NOOL ERKI	
FIN	Finland		2
		HAMALAINEN EDUARD HEIKKINEN AKI	
FRA	France		3
		BOULINEAU WILFRID HERNU LAURENT LEVICQ SEBASTIEN	
GBR	Great Britain		1
		MACEY DEAN	
GER	Germany		3
		BUSEMANN FRANK MACZEY MIKE SCHMID STEFAN	
GRE	Greece		1
		KORKIZOGLU PRODROMOS	
HUN	Hungary		2
		KURTOSI ZSOLT ZSIVOCZKY ATTILA	
ISL	Iceland		1
		MAGNUSSON JON ARNAR	



JAM	Jamaica		1
		BERNARD CLASTON	
NOR	Norway		1
		HOEIBY TROND	
POR	Portugal		1
		ANIBAL MARIO	
RUS	Russian Federation		2
		LOBODIN LEV RAZBEYKO ROMAN	
SUI	Switzerland		1
		HUBER PHILIPP	
SWE	Sweden		1
		DAGARD HENRIK	
UKR	Ukraine		3
		LAUKHIN FEDIR MYKHAYLENKO VOLODYMYR YURKOV OLEXANDR	
USA	United States of America		3
		HUFFINS CHRIS JANVRIN KIP PAPPAS TOM	
UZB	Uzbekistan		1
		VERETELNIKOV OLEG	

ATM904 - MEN'S DECATHLON 400M**30**

AUS	Australia		1
		FERRIER SCOTT	
AUT	Austria		1
		AMBROSCH KLAUS	
CUB	Cuba		2
		BALANQUE EUGENIO DUANY RAUL	
CZE	Czech Republic		3
		DVORAK TOMAS RYBA JIRI SEBRLE ROMAN	
EST	Estonia		2
		KASEORG INDREK NOOL ERKI	
FIN	Finland		1
		HAMALAINEN EDUARD	
FRA	France		2
		BOULINEAU WILFRID HERNU LAURENT	
GBR	Great Britain		1
		MACEY DEAN	
GER	Germany		3
		BUSEMANN FRANK MACZEY MIKE SCHMID STEFAN	
GRE	Greece		1
		KORKIZOGLU PRODRAMOS	
HUN	Hungary		2
		KURTOSI ZSOLT ZSIVOCZKY ATTILA	
JAM	Jamaica		1
		BERNARD CLASTON	
POR	Portugal		1
		ANIBAL MARIO	
RUS	Russian Federation		2
		LOBODIN LEV RAZBEYKO ROMAN	
SWE	Sweden		1
		DAGARD HENRIK	
UKR	Ukraine		3
		LAUKHIN FEDIR MYKHAYLENKO VOLODYMYR YURKOV OLEXANDR	

**USA United States of America 3**

HUFFINS CHRIS
JANVRIN KIP
PAPPAS TOM

ATM911 - MEN'S DECATHLON 110M HURDLES 28**AUT Austria 1**

AMBROSCH KLAUS

CUB Cuba 2

BALANQUE EUGENIO
DUANY RAUL

CZE Czech Republic 3

DVORAK TOMAS
RYBA JIRI
SEBRLE ROMAN

EST Estonia 2

KASEORG INDREK
NOOL ERKI

FIN Finland 1

HAMALAINEN EDUARD

FRA France 2

BOULINEAU WILFRID
HERNU LAURENT

GBR Great Britain 1

MACEY DEAN

GER Germany 3

BUSEMANN FRANK
MACZEY MIKE
SCHMID STEFAN

GRE Greece 1

KORKIZOGLU PRODROMOS

HUN Hungary 2

KURTOSI ZSOLT
ZSIVOCZKY ATTILA

JAM Jamaica 1

BERNARD CLASTON

POR Portugal 1

ANIBAL MARIO

RUS Russian Federation 1

LOBODIN LEV

SWE Sweden 1

DAGARD HENRIK

UKR Ukraine 3

LAUKHIN FEDIR
MYKHAYLENKO VOLODYMYR
YURKOV OLEXANDR

USA United States of America 3

HUFFINS CHRIS
JANVRIN KIP
PAPPAS TOM

ATM915 - MEN'S DECATHLON 1500M 25**AUT Austria 1**

AMBROSCH KLAUS

CUB Cuba 1

DUANY RAUL

CZE Czech Republic 3

DVORAK TOMAS
RYBA JIRI
SEBRLE ROMAN

EST Estonia 2

KASEORG INDREK
NOOL ERKI

FIN Finland 1

HAMALAINEN EDUARD

FRA France 2

BOULINEAU WILFRID
HERNU LAURENT

GBR Great Britain 1

MACEY DEAN



GER	Germany	3
	BUSEMANN FRANK MACZEY MIKE SCHMID STEFAN	
HUN	Hungary	2
	KURTOSI ZSOLT ZSIVOCZKY ATTILA	
POR	Portugal	1
	ANIBAL MARIO	
RUS	Russian Federation	1
	LOBODIN LEV	
SWE	Sweden	1
	DAGARD HENRIK	
UKR	Ukraine	3
	LAUKHIN FEDIR MYKHAYLENKO VOLODYMYR YURKOV OLEXANDR	
USA	United States of America	3
	HUFFINS CHRIS JANVRIN KIP PAPPAS TOM	

ATM951 - MEN'S DECATHLON SHOT PUT**38**

AUS	Australia	1
	FERRIER SCOTT	
AUT	Austria	1
	AMBROSCH KLAUS	
CUB	Cuba	2
	BALANQUE EUGENIO DUANY RAUL	
CYP	Cyprus	1
	ANDREOU YEORGIOS	
CZE	Czech Republic	3
	DVORAK TOMAS RYBA JIRI SEBRLE ROMAN	
ESP	Spain	1
	BENET FRANCISCO JAV	
EST	Estonia	2
	KASEORG INDREK NOOL ERKI	
FIN	Finland	2
	HAMALAINEN EDUARD HEIKKINEN AKI	
FRA	France	3
	BOULINEAU WILFRID HERNU LAURENT LEVICQ SEBASTIEN	
GBR	Great Britain	1
	MACEY DEAN	
GER	Germany	3
	BUSEMANN FRANK MACZEY MIKE SCHMID STEFAN	
GRE	Greece	1
	KORKIZOGLU PRODRAMOS	
HUN	Hungary	2
	KURTOSI ZSOLT ZSIVOCZKY ATTILA	
ISL	Iceland	1
	MAGNUSSON JON ARNAR	
JAM	Jamaica	1
	BERNARD CLASTON	
NOR	Norway	1
	HOEIBY TROND	
POR	Portugal	1
	ANIBAL MARIO	
RUS	Russian Federation	2
	LOBODIN LEV RAZBEYKO ROMAN	



SUI	Switzerland		1
	HUBER PHILIPP		
SWE	Sweden		1
	DAGARD HENRIK		
UKR	Ukraine		3
	LAUKHIN FEDIR MYKHAYLENKO VOLODYMYR YURKOV OLEXANDR		
USA	United States of America		3
	HUFFINS CHRIS JANVRIN KIP PAPPAS TOM		
UZB	Uzbekistan		1
	VERETELNIKOV OLEG		

ATM952 - MEN'S DECATHLON DISCUS THROW**28**

AUT	Austria		1
	AMBROSCH KLAUS		
CUB	Cuba		2
	BALANQUE EUGENIO DUANY RAUL		
CZE	Czech Republic		3
	DVORAK TOMAS RYBA JIRI SEBRLE ROMAN		
EST	Estonia		2
	KASEORG INDREK NOOL ERKI		
FIN	Finland		1
	HAMALAINEN EDUARD		
FRA	France		2
	BOULINEAU WILFRID HERNU LAURENT		
GBR	Great Britain		1
	MACEY DEAN		
GER	Germany		3
	BUSEMANN FRANK MACZEY MIKE SCHMID STEFAN		
GRE	Greece		1
	KORKIZOGLU PRODROMOS		
HUN	Hungary		2
	KURTOSI ZSOLT ZSIVOCZKY ATTILA		
JAM	Jamaica		1
	BERNARD CLASTON		
POR	Portugal		1
	ANIBAL MARIO		
RUS	Russian Federation		1
	LOBODIN LEV		
SWE	Sweden		1
	DAGARD HENRIK		
UKR	Ukraine		3
	LAUKHIN FEDIR MYKHAYLENKO VOLODYMYR YURKOV OLEXANDR		
USA	United States of America		3
	HUFFINS CHRIS JANVRIN KIP PAPPAS TOM		

ATM953 - MEN'S DECATHLON JAVELIN THROW**27**

AUT	Austria		1
	AMBROSCH KLAUS		
CUB	Cuba		2
	BALANQUE EUGENIO DUANY RAUL		



CZE	Czech Republic	3
	DVORAK TOMAS RYBA JIRI SEBRLE ROMAN	
EST	Estonia	2
	KASEORG INDREK NOOL ERKI	
FIN	Finland	1
	HAMALAINEN EDUARD	
FRA	France	2
	BOULINEAU WILFRID HERNU LAURENT	
GBR	Great Britain	1
	MACEY DEAN	
GER	Germany	3
	BUSEMANN FRANK MACZEY MIKE SCHMID STEFAN	
HUN	Hungary	2
	KURTOSI ZSOLT ZSIVOCZKY ATTILA	
JAM	Jamaica	1
	BERNARD CLASTON	
POR	Portugal	1
	ANIBAL MARIO	
RUS	Russian Federation	1
	LOBODIN LEV	
SWE	Sweden	1
	DAGARD HENRIK	
UKR	Ukraine	3
	LAUKHIN FEDIR MYKHAYLENKO VOLODYMYR YURKOV OLEXANDR	
USA	United States of America	3
	HUFFINS CHRIS JANVRIN KIP PAPPAS TOM	

ATM961 - MEN'S DECATHLON LONG JUMP**38**

AUS	Australia	1
	FERRIER SCOTT	
AUT	Austria	1
	AMBROSCH KLAUS	
CUB	Cuba	2
	BALANQUE EUGENIO DUANY RAUL	
CYP	Cyprus	1
	ANDREOU YEORGIOS	
CZE	Czech Republic	3
	DVORAK TOMAS RYBA JIRI SEBRLE ROMAN	
ESP	Spain	1
	BENET FRANCISCO JAV	
EST	Estonia	2
	KASEORG INDREK NOOL ERKI	
FIN	Finland	2
	HAMALAINEN EDUARD HEIKKINEN AKI	
FRA	France	3
	BOULINEAU WILFRID HERNU LAURENT LEVICQ SEBASTIEN	
GBR	Great Britain	1
	MACEY DEAN	
GER	Germany	3
	BUSEMANN FRANK MACZEY MIKE SCHMID STEFAN	



GRE	Greece		1
		KORKIZOGLU PRODROMOS	
HUN	Hungary		2
		KURTOSI ZSOLT ZSIVOCZKY ATTILA	
ISL	Iceland		1
		MAGNUSSON JON ARNAR	
JAM	Jamaica		1
		BERNARD CLASTON	
NOR	Norway		1
		HOEIBY TROND	
POR	Portugal		1
		ANIBAL MARIO	
RUS	Russian Federation		2
		LOBODIN LEV RAZBEYKO ROMAN	
SUI	Switzerland		1
		HUBER PHILIPP	
SWE	Sweden		1
		DAGARD HENRIK	
UKR	Ukraine		3
		LAUKHIN FEDIR MYKHAYLENKO VOLODYMYR YURKOV OLEXANDR	
USA	United States of America		3
		HUFFINS CHRIS JANVRIN KIP PAPPAS TOM	
UZB	Uzbekistan		1
		VERETELNIKOV OLEG	

ATM971 - MEN'S DECATHLON HIGH JUMP**35**

AUS	Australia		1
		FERRIER SCOTT	
AUT	Austria		1
		AMBROSCH KLAUS	
CUB	Cuba		2
		BALANQUE EUGENIO DUANY RAUL	
CYP	Cyprus		1
		ANDREOU YEORGIOS	
CZE	Czech Republic		3
		DVORAK TOMAS RYBA JIRI SEBRLE ROMAN	
EST	Estonia		2
		KASEORG INDREK NOOL ERKI	
FIN	Finland		2
		HAMALAINEN EDUARD HEIKKINEN AKI	
FRA	France		3
		BOULINEAU WILFRID HERNU LAURENT LEVICQ SEBASTIEN	
GBR	Great Britain		1
		MACEY DEAN	
GER	Germany		3
		BUSEMANN FRANK MACZEY MIKE SCHMID STEFAN	
GRE	Greece		1
		KORKIZOGLU PRODROMOS	
HUN	Hungary		2
		KURTOSI ZSOLT ZSIVOCZKY ATTILA	
ISL	Iceland		1
		MAGNUSSON JON ARNAR	
JAM	Jamaica		1
		BERNARD CLASTON	



NOR	Norway		1
		HOEIBY TROND	
POR	Portugal		1
		ANIBAL MARIO	
RUS	Russian Federation		2
		LOBODIN LEV RAZBEYKO ROMAN	
SWE	Sweden		1
		DAGARD HENRIK	
UKR	Ukraine		3
		LAUKHIN FEDIR MYKHAYLENKO VOLODYMYR YURKOV OLEXANDR	
USA	United States of America		3
		HUFFINS CHRIS JANVRIN KIP PAPPAS TOM	

ATM972 - MEN'S DECATHLON POLE VAULT**28**

AUT	Austria		1
		AMBROSCH KLAUS	
CUB	Cuba		2
		BALANQUE EUGENIO DUANY RAUL	
CZE	Czech Republic		3
		DVORAK TOMAS RYBA JIRI SEBRLE ROMAN	
EST	Estonia		2
		KASEORG INDREK NOOL ERKI	
FIN	Finland		1
		HAMALAINEN EDUARD	
FRA	France		2
		BOULINEAU WILFRID HERNU LAURENT	
GBR	Great Britain		1
		MACEY DEAN	
GER	Germany		3
		BUSEMANN FRANK MACZEY MIKE SCHMID STEFAN	
GRE	Greece		1
		KORKIZOGLU PRODROMOS	
HUN	Hungary		2
		KURTOSI ZSOLT ZSIVOCZKY ATTILA	
JAM	Jamaica		1
		BERNARD CLASTON	
POR	Portugal		1
		ANIBAL MARIO	
RUS	Russian Federation		1
		LOBODIN LEV	
SWE	Sweden		1
		DAGARD HENRIK	
UKR	Ukraine		3
		LAUKHIN FEDIR MYKHAYLENKO VOLODYMYR YURKOV OLEXANDR	
USA	United States of America		3
		HUFFINS CHRIS JANVRIN KIP PAPPAS TOM	

ATW001 - WOMEN'S 100M**84**

ANT	Antigua & Barbuda		1
		SAMUEL HEATHER	
ARU	Aruba		1
		GEERMAN LUZ MARINA	



AUS	Australia		2
		GAINSFORD-TAYLOR MELINDA HEWITT LAUREN	
AUT	Austria		1
		MAYR KARIN	
BAH	Bahamas		3
		FERGUSON DEBBIE FYNES SEVATHEDA STURRUP CHANDRA	
BAN	Bangladesh		1
		HUDA FOUJIA	
BAR	Barbados		1
		DURANT JOANNE	
BEN	Benin		1
		KUETEY LAURE	
BIZ	Belize		1
		WADE EMMA	
BRN	Bahrain		1
		AL HILLI MARIAM MOHAME	
BUL	Bulgaria		1
		PENDAREVA PETYA	
BUR	Burkina Faso		1
		TONDE SARAH	
CAM	Cambodia		1
		OUK CHAN THAN	
CAN	Canada		2
		ADUSEI MARTHA BENYARKU ESI	
CAY	Cayman Islands		1
		MOTHERSILL CYDONIE	
CHN	People's Republic of China		2
		LI XUEMEI ZENG XIUJUN	
CIV	Cote d'Ivoire		1
		AYETOTCHE LOUISE	
CMR	Cameroon		1
		MANI LEONIE	
COD	Democratic Republic of the Congo		1
		NSIMBO AKONGA	
COM	Comoros		1
		BATOULI SANDJEMA	
CPV	Cape Verde		1
		FREDERICO ISMENIA	
FIN	Finland		1
		HANNULA HEIDI	
FRA	France		2
		ARRON CHRISTINE CITTE SANDRA	
FSM	Federated States of Micronesia		1
		SHOTARO REGINA	
GAB	Gabon		1
		OYEMBO ANAIS	
GBR	Great Britain		3
		ANDERSON SHANI MADUAKA JOICE RICHARDSON MARCIA	
GEO	Georgia		1
		SHANIDZE TAMARA	
GEQ	Equatorial Guinea		1
		MOSANGA MOTANGA MARI PAZ	
GHA	Ghana		2
		NSIAH VIDA TWUM MONICA AFIA	
GRE	Greece		2
		PATOULIDOU PARASKEVI THANOU EKATERINI	
GUI	Guinea		1
		TOURE M'MAH	



INA	Indonesia		1
		JOSEPH IRENE TRUITJE	
IRL	Ireland		1
		REILLY SARAH	
ISV	Virgin Islands		1
		BELLO AMEERAH	
JAM	Jamaica		3
		LAWRENCE TAYNA MCDONALD BEVERLY OTTEY MERLENE	
KAZ	Kazakhstan		1
		KOVYREVA VIKTORIA	
LBR	Liberia		1
		DINKINS GRACE	
LIB	Lebanon		1
		BEJJANI LINA	
LTU	Lithuania		1
		VISOCKAITE AGNE	
MAD	Madagascar		1
		RAKOTONDRABE HANITRINIAINA	
MDV	Maldives		1
		AHMED SHAMHA	
MLI	Mali		1
		CAMARA KADIATOU	
MLT	Malta		1
		SPITERI SUZANNE	
MTN	Mauritania		1
		DIENG FATOU	
NEP	Nepal		1
		PANERU DEVI MAYA	
NGR	Nigeria		3
		EKAH JOAN UDUAK NKU MERCY ONYALI-OMAGBEMI MARY	
PHI	Philippines		1
		BULAUTAN LERMA ELMIRA	
PLW	Palau		1
		KOSHIBA PEORIA	
RUS	Russian Federation		3
		IGNATOVA NATALYA TRANDENKOVA MARINA VORONOVA NATALYA	
SEN	Senegal		1
		DIOUF AMINATA	
SEY	Seychelles		1
		HOUAREAU JOANNA	
SKN	Saint Kitts & Nevis		1
		BASS VALMA	
SLE	Sierra Leone		1
		WILLIAMS EKUNDAYO	
SOL	Solomon Islands		1
		KENI JENNY	
SRI	Sri Lanka		1
		JAYASINGHE SUSANTHIKA	
SUI	Switzerland		1
		DONDERS MIREILLE	
TPE	Chinese Taipei		1
		CHEN SHU-CHUAN	
TRI	Trinidad & Tobago		2
		ASHBY FANA HUTCHINSON AYANNA	
UKR	Ukraine		3
		KRAVCHENKO ANZHELA PINTUSEVYCH ZHANNA PUKHA IRYNA	



USA	United States of America	3
	EDWARDS TORRI GAINES CHRYSTE JONES MARION	
UZB	Uzbekistan	1
	PEREPELOVA LYUBOV	
VIN	Saint Vincent & the Grenadines	1
	MAYERS NATASHA LAREN	
YUG	Yugoslavia	1
	DJAPIC VUKOSAVA	

ATW002 - WOMEN'S 200M**54**

ANT	Antigua & Barbuda	1
	SAMUEL HEATHER	
AUS	Australia	3
	FREEMAN CATHY GAINSFORD-TAYLOR MELINDA HEWITT LAUREN	
AUT	Austria	1
	MAYR KARIN	
BAH	Bahamas	3
	DAVIS-THOMPSON PAULINE FERGUSON DEBBIE STURRUP CHANDRA	
BAR	Barbados	1
	DURANT JOANNE	
BUL	Bulgaria	1
	GACHEVSKA MONIKA	
CAY	Cayman Islands	1
	MOTHERSILL CYDONIE	
CHA	Chad	1
	KALTOUMA NADJINA	
CHN	People's Republic of China	2
	LIU XIAOMEI QIN WANGPING	
CIV	Cote d'Ivoire	1
	AYETOTCHE LOUISE	
CMR	Cameroon	1
	MANI LEONIE	
COD	Democratic Republic of the Congo	1
	NSIMBO AKONGA	
COL	Colombia	1
	PALACIOS FELIPA	
FIN	Finland	1
	MANNINEN JOHANNA	
FRA	France	1
	HURTIS MURIEL	
GBR	Great Britain	2
	DAVIES SAMANTHA MADUAKA JOICE	
GER	Germany	2
	MULRAIN SABRINA PHILIPP ANDREA	
GHA	Ghana	2
	TWUM MONICA AFIA WRAPPAH HELLENA	
GRE	Greece	1
	KOFFA EKATERINI	
IRL	Ireland	1
	REILLY SARAH	
ISV	Virgin Islands	1
	BELLO AMEERAH	
ITA	Italy	1
	LEVORATO MANUELA	
JAM	Jamaica	3
	CAMPBELL JULIET MCDONALD BEVERLY WALKER ASTIA	



LES	Lesotho		1
		SHOAL DINEO	
NGR	Nigeria		3
		NKU MERCY ONYALI-OMAGBEMI MARY YUSUF-OLUKOJU FATIMA	
POL	Poland		1
		RADECKA ZUZANNA	
RUS	Russian Federation		3
		EKK OXANA KHABAROVA IRINA TRANDENKOVA MARINA	
SEN	Senegal		1
		DIOP AIDA	
SKN	Saint Kitts & Nevis		1
		BASS VALMA	
SLO	Slovenia		1
		BIKAR ALENKA	
SRI	Sri Lanka		1
		JAYASINGHE SUSANTHIKA	
SUI	Switzerland		1
		DONDERS MIREILLE	
UKR	Ukraine		2
		PASTUSHENKO OLENA PINTUSEVYCH ZHANNA	
USA	United States of America		3
		EDWARDS TORRI JONES MARION PERRY NANCEEN	
UZB	Uzbekistan		1
		PEREPELOVA LYUBOV	
YEM	Yemen		1
		SALEH HANA ALI	
YUG	Yugoslavia		1
		SAVIC MILA	

ATW004 - WOMEN'S 400M**59**

ALB	Albania		1
		SHALA KLODIANA	
AUS	Australia		3
		FREEMAN CATHY NAYLOR LEE PERIS-KNEEBONE NOVA	
BAH	Bahamas		2
		AMERTIL CHRISTINE WILLIAMS TONIQUE	
BAR	Barbados		1
		OXLEY TANYA	
BIH	Bosnia & Herzegovina		1
		KOJIC DIJANA	
BUL	Bulgaria		1
		GEORGIEVA DANIELA	
CAN	Canada		2
		ANTOINE LADONNA WILLIAMS FOY	
CHA	Chad		1
		KALTOUMA NADJINA	
CMR	Cameroon		2
		KOMGANG FOTSING CLAUDINE NGUIMGO MIREILLE	
COL	Colombia		1
		GONZALEZ NORMA	
CRO	Croatia		1
		PERICA KRISTINA	
CZE	Czech Republic		2
		BENESOVA HANA BURIANOVA JITKA	



DMA	Dominica		1
		DANIEL MARCIA FERNAN	
ESP	Spain		1
		CARABALI NORFALIA	
FRA	France		1
		PEREC MARIE-JOSE	
GBR	Great Britain		3
		CURBISHLEY ALLISON FRASER DONNA MERRY KATHARINE	
GRN	Grenada		1
		REGIS HAZEL-ANN	
GUY	Guyana		1
		POMPEY ALIANN	
HUN	Hungary		1
		PETRAHN BARBARA	
IND	India		1
		K M BEENA MOL	
IRL	Ireland		1
		SHINKINS KAREN	
JAM	Jamaica		2
		GRAHAM LORRAINE RICHARDS SANDIE	
KAZ	Kazakhstan		1
		BODRITSKAYA SVETLANA	
KGZ	Kyrgyzstan		1
		LUNEVA OKSANA	
LCA	Saint Lucia		1
		LESFORIS VERNETA	
LTU	Lithuania		1
		MININA ZANA	
MEX	Mexico		1
		GUEVARA ANA	
NCA	Nicaragua		1
		FIGUEROA MARITZA	
NGR	Nigeria		3
		AFOLABI OLABISI OGUNKOYA FALILAT OPARA CHARITY	
NIG	Niger		1
		ALI GARBA HAISSA	
PNG	Papua New Guinea		1
		MOONEY ANN	
ROM	Romania		1
		RUICU OTILIA SILVIA	
RSA	South Africa		1
		SEYERLING HEIDE	
RUS	Russian Federation		3
		KOTLYAROVA OLGA NAZAROVA NATALYA POSPELOVA SVETLANA	
SEN	Senegal		1
		MBACKE THIAM AMY	
SLO	Slovenia		1
		LANGERHOLC BRIGITA	
SOM	Somalia		1
		HUSSEIN SAFIA ABUKAR	
SRI	Sri Lanka		1
		DARSHA DAMAYANTHI	
SUD	Sudan		1
		MOHAMED AWMIMA	
TUN	Tunisia		1
		BEN HASSINE AWATEF	
UKR	Ukraine		1
		RURAK OLENA	



USA	United States of America	3
	COLANDER-RICHARDSON LA TASHA COLLINS MICHELLE HENNAGAN MONIQUE	
UZB	Uzbekistan	1
	PISKUNOVA ELENA	
ZAM	Zambia	1
	BWALYA LILIAN	

ATW008 - WOMEN'S 800M**39**

AHO	Netherlands Antilles	1
	HUNT FLORENCIA	
ANG	Angola	1
	CASSINDA DELFINA	
ARM	Armenia	1
	NASILYAN ANNA	
AUS	Australia	2
	ANDREWS SUSAN LEWIS TAMSYN	
AUT	Austria	1
	GRAF STEPHANIE	
BEL	Belgium	1
	STALS SANDRA	
BLR	Belarus	1
	DUKHOVA NATALYA	
CGO	Congo	1
	TSIBA LEONTINE	
CUB	Cuba	1
	CALATAYUD ZULIA	
CZE	Czech Republic	2
	FORMANOVA LUDMILA FUCHSOVA HELENA	
DJI	Djibouti	1
	WAIS RODA ALI	
ESP	Spain	1
	MARTINEZ MAYTE	
GAM	Gambia	1
	NJIE ADAMA	
GBR	Great Britain	2
	HOLMES KELLY MODAHL DIANE	
GBS	Guinea-Bissau	1
	CAPE ANHEL	
GER	Germany	1
	GESELL CLAUDIA	
JAM	Jamaica	1
	HOWELL CHARMAINE	
LAT	Latvia	1
	LATVE IRINA	
MAR	Morocco	2
	AIT HAMMOU MINA BENHASSI HASNA	
MOZ	Mozambique	2
	MUTOLA MARIA PAULINO TINA	
NZL	New Zealand	1
	HODGKINSON TONI	
ROM	Romania	1
	IAGAR ELENA	
RUS	Russian Federation	3
	MISTYUKEVICH IRINA RASPOPOVA OLGA TSYGANOVA NATALYA	
RWA	Rwanda	1
	MUKAMUTESI CHRISTINE	
SLO	Slovenia	1
	LANGERHOLC BRIGITA	



SUR	Suriname		1
		VRIESDE LETITIA	
TOG	Togo		1
		BANASSO DIREMA	
UGA	Uganda		1
		BIRUNGI GRACE	
UKR	Ukraine		1
		BUZHENKO OLENA	
USA	United States of America		3
		CLARK HAZEL	
		CLARK JOETTA	
		MILES-CLARK JEARL	

ATW011 - WOMEN'S 100M HURDLES**38**

ARG	Argentina		1
		DE PAOLI VERONICA	
AUS	Australia		1
		EDWARDS DEBORAH	
BUL	Bulgaria		1
		DIMITROVA SVETLA	
CAF	Central African Republic		1
		CONJUNGO MARIA JOELLE	
CAN	Canada		2
		ANDERSON KATIE	
		FELICIEEN PERDITA	
CHN	People's Republic of China		1
		FENG YUN	
CUB	Cuba		1
		LOPEZ ALIUSKA	
FIN	Finland		1
		BOSCO MANUELA	
FRA	France		3
		FERGA LINDA	
		GIRARD PATRICIA	
		RAMALALANIRINA NICOLE	
GBR	Great Britain		1
		ALLAHGREEN DIANE	
HAI	Haiti		1
		FAUSTIN NADINE	
JAM	Jamaica		3
		ENNIS-LONDON DELLOREEN	
		FOSTER BRIGITTE	
		FREEMAN MICHELLE	
JPN	Japan		1
		KANAZAWA YVONNE	
KAZ	Kazakhstan		1
		SHISHIGINA OLGA	
LAT	Latvia		1
		TRUMPE ANITA	
LBR	Liberia		1
		COOPER HANNAH	
MAD	Madagascar		1
		RAKOTOZAFY ROSA	
NGR	Nigeria		2
		ALOZIE GLORY	
		ATEDE ANGELA	
RUS	Russian Federation		3
		GRAUDYN YULIA	
		LAUKHOVA SVETLANA	
		SHEKHODANOVA NATALYA	
SRI	Sri Lanka		1
		FONSEKA SRIYANI KULAW	
STP	Sao Tome & Principe		1
		GOMES ENEZENAIDE	
TGA	Tonga		1
		LIKU ANA SIULOLO	



THA	Thailand		1
		ROBERTS TRECIA	
UKR	Ukraine		3
		BODROVA NADIYA KRASOVSKA OLENA SHEMCHISHENA MAYYA	
USA	United States of America		3
		COUCH SHARON DEVERS GAIL MORRISON MELISSA	
VIE	Vietnam		1
		VU BICH HUONG	

ATW015 - WOMEN'S 1500M**43**

ALG	Algeria		1
		MERAH-BENIDA NOURIA	
AND	Andorra		1
		FELIPO SILVIA	
AUS	Australia		3
		CLARKE GEORGIE CROWLEY MARGARET JAMIESON SARAH	
BEL	Belgium		1
		DEJAEGHERE VEERLE	
CAN	Canada		1
		PELLS LEAH	
ESP	Spain		2
		FERNANDEZ NURIA RODRIGUEZ NATALIA	
ETH	Ethiopia		3
		DULECHA KUTRE NEGUSSIE ABEBECH SIDELIL HAREG	
GBR	Great Britain		3
		HOLMES KELLY PATTINSON HELEN TULLETT HAYLEY	
IRL	Ireland		1
		DELAHUNTY SINEAD	
JAM	Jamaica		1
		HYMAN MARDREA	
KEN	Kenya		1
		MUGO NAOMI	
LTU	Lithuania		1
		KRAKOVIK IRINA	
MAR	Morocco		2
		BENHASSI HASNA OUAZIZ SELOUA	
MKD	Fmr Yugoslav Republic of Macedonia		1
		KULESKA DANIELA	
NZL	New Zealand		1
		HODGKINSON TONI	
PAK	Pakistan		1
		HIDAYAT SHAZIA	
POL	Poland		2
		CHOJECKA LIDIA JAKUBCZAK ANNA	
POR	Portugal		1
		SACRAMENTO CARLA	
ROM	Romania		3
		IAGAR ELENA SZABO GABRIELA SZEKELY VIOLETA	
RUS	Russian Federation		3
		GORELOVA NATALYA MASTERKOVA SVETLANA ROGACHOVA LYUDMILA	
SLO	Slovenia		1
		JAVORNIK HELENA	



SUI	Switzerland		2
		FISCHER SABINE WEYERMANN ANITA	
TUN	Tunisia		1
		LANOUAR FATMA	
TUR	Turkey		1
		AYHAN SUREYYA	
UKR	Ukraine		1
		KRYVOBOK TETYANA	
USA	United States of America		3
		CULPEPPER SHAYNE FAVOR HAMILTON SUZY RUNYAN MARLA	
ZIM	Zimbabwe		1
		SAKARA JULIA	

ATW044 - WOMEN'S 400M HURDLES**34**

AUS	Australia		3
		PITTMAN JANA POETSCHKA LAUREN PRICE STEPHANIE	
BAR	Barbados		1
		BLACKETT ANDREA	
CAN	Canada		1
		HAUGHTON KARLENE	
CUB	Cuba		1
		PERNIA DAIMI	
GBR	Great Britain		3
		DANVERS NATASHA DUDGEON SINEAD MADDOX KERI	
GER	Germany		2
		MEISSNER HEIKE URBANSKY ULRIKE	
GRE	Greece		1
		GOUNTUNOUDI CHRYSOULA	
IRL	Ireland		1
		SMITH-WALSH SUSAN	
ISL	Iceland		1
		ARNARDOTTIR GUDRUN	
ITA	Italy		1
		NIEDERSTATTER MONIKA	
JAM	Jamaica		3
		ALLEN PATRINA HEMMINGS DEON SCOTT-POMALES CATHERINE	
KAZ	Kazakhstan		1
		TORSHINA NATALYA	
LAT	Latvia		1
		ZAUNA IRENA	
MAR	Morocco		1
		BIDOUANE NOUZHA	
MYA	Myanmar		1
		CHERRY	
POL	Poland		1
		OLICHWIERCZUK ANNA	
ROM	Romania		1
		TIRLEA IONELA	
RUS	Russian Federation		3
		CHULKOVA NATALIA NOSOVA YULIA PRIVALOVA IRINA	
SEN	Senegal		1
		DIOUF TACKO	
UKR	Ukraine		2
		DEBELA TETYANA TERESHCHUK-ANTIPOVA TETYANA	

**USA United States of America 3**BATTEN KIM
BUFORD-BAILEY TONJA
GLOVER SANDRA**VAN Vanuatu 1**

KAPALU MARY-ESTELLE

ATW050 - WOMEN'S 5000M**50****ARG Argentina 1**

COBANEA ELISA

AUS Australia 3CROSS ANNE
RICHARDSON KATE
WILLIS BENITA**AUT Austria 1**

PUMPER SUSANNE

BDI Burundi 1

NUKURI DIANE

BUL Bulgaria 1

YORDANOVA DANIELA

ERI Eritrea 1

HABTEMARIAM NEBIAT

ESP Spain 2DOMINGUEZ MARTA
SANTIAGO BEATRIZ**ETH Ethiopia 3**KIDANE WORKNESH
WAMI GETE
WORKU AYELECH**FRA France 1**

BELKACEM YAMNA

GBR Great Britain 2PAVEY JO
WHITCOMBE ANDREA**GER Germany 1**

MIKITENKO IRINA

GRE Greece 1

IAKOVOU HRISOSTOMIA

HKG Hong Kong, China 1

CHAN MAN YEE MAGGI

IRL Ireland 3DENNEHY-WILLIS BREDA
O'SULLIVAN SONIA
RYAN ROSEMARY**IRQ Iraq 1**

MATROOD MAYSА HUSSEIN

ITA Italy 1

BRUNET ROBERTA

JPN Japan 3ICHIKAWA YOSHIKO
SHIMIZU MICHIKO
TANAKA MEGUMI**KEN Kenya 3**CHEROMEI LYDIA
CHERUIYOT ROSE
CHERUIYOT VIVIAN**LAT Latvia 1**

CELNOVA-PROKOPCUKA JELENA

LTU Lithuania 1

JUODESKIENE INGA

MAR Morocco 1

EL KAMCH ZHOR

MAW Malawi 1

CHIKWAKWA CATHERINE

MEX Mexico 2ROCHA NORA LETICIA
RODRIGUEZ DULCE MARIA**MGL Mongolia 1**

BATTSETSEG BAATARKHUU



ROM	Romania	1
	SZABO GABRIELA	
RUS	Russian Federation	2
	TOMASHOVA TATYANA	
	YEGOROVA OLGA	
SLO	Slovenia	1
	JAVORNIK HELENA	
SWZ	Swaziland	1
	MAMBA PRISCILLA	
TAN	United Republic of Tanzania	1
	JOSEPH RESTITUTA	
TUR	Turkey	1
	KAVAKLIOGLU EBRU	
USA	United States of America	3
	DRYER ELVA	
	LAUCK ANNE MARIE	
	RUDOLPH AMY	
YUG	Yugoslavia	2
	JEVTIC OLIVERA	
	STOLIC SONJA	
ZIM	Zimbabwe	1
	MOYO SAMUKELISO	

ATW051 - WOMEN'S SHOT PUT**25**

AUT	Austria	1
	FEDJUSCHINA VALENTINA	
BLR	Belarus	1
	KOROLCHIK YANINA	
CHN	People's Republic of China	2
	CHENG XIAOYAN	
	YU XIN	
CUB	Cuba	1
	CUMBA YUMILEIDI	
ESP	Spain	1
	DE LA PUENTE MARTINA	
FRA	France	1
	MANFREDI LAURENCE	
GBR	Great Britain	1
	OAKES JUDITH	
GER	Germany	2
	KLEINERT-SCHMITT NADINE	
	KUMBERNUSS ASTRID	
GRE	Greece	1
	OUZOUNI KALLIOPI	
ITA	Italy	1
	ROSOLEN MARA	
JOR	Jordan	1
	KAWAR NADA	
KAZ	Kazakhstan	1
	ULYEVA IOLANTA	
KOR	Korea	1
	LEE MYUNG-SUN	
NED	Netherlands	1
	KOEMAN LIEJA	
NGR	Nigeria	1
	CHUKWUEMEKA VIVIAN	
POL	Poland	2
	DANILCZYK-ZABAWSKA KRYSZYNA	
	ZAKOWICZ KATARZYNA	
RUS	Russian Federation	3
	KRIVELEVA SVETLANA	
	PELESHENKO LARISA	
	RYABINKINA OLGA	
USA	United States of America	3
	CROSS JESSECA	
	PRICE-SMITH CONNIE	
	TUNKS TERI	

**ATW052 - WOMEN'S DISCUS THROW****32**

AUS	Australia		3
		COSTIAN DANIELA LEVER ALISON VIZANIARI LISA-MARIE	
BLR	Belarus		2
		YATCHENKO IRINA ZVEREVA ELLINA	
CHN	People's Republic of China		3
		CAO QI LI QIUMEI YU XIN	
CZE	Czech Republic		1
		RACKOVA VLADIMIRA	
ESP	Spain		1
		MATEJKOVA ALICE	
FRA	France		1
		ROBERT-MICHON MELINA	
GER	Germany		2
		DIETZSCH FRANKA WYLUDDA ILKE	
GRE	Greece		3
		KELESIDOU ANASTASIA TSIKOUNA STYLIANI VONGOLI AIKATERINI	
IND	India		1
		SINGH NEELAM JASWAN	
LTU	Lithuania		1
		GUSTAITYTE RENATA	
NZL	New Zealand		1
		FAUMUINA BEATRICE	
PAR	Paraguay		1
		CANILLAS MARIANA	
POR	Portugal		1
		MACHADO TERESA	
ROM	Romania		1
		GRASU NICOLETA	
RUS	Russian Federation		3
		KOROTKEVITCH LARISSA SADOVA NATALYA YESIPCHUK OKSANA	
SWE	Sweden		1
		SOEDERBERG ANNA	
TUN	Tunisia		1
		KARI MONIA	
TUR	Turkey		1
		MERT OKSANA	
UKR	Ukraine		1
		ANTONOVA OLENA	
USA	United States of America		3
		KUEHL KRISTIN POWELL SUZY SUA SEILALA	

ATW053 - WOMEN'S JAVELIN THROW**35**

AUS	Australia		2
		CURREY LOUISE STONE JO	
BAH	Bahamas		1
		EVE LAVERNE	
BRA	Brazil		1
		SANTOS SUELI	
BUL	Bulgaria		1
		GEORGIEVA KHRISTINA	
CHN	People's Republic of China		2
		LI LEI WEI JIANHUA	



COL	Colombia		1
		MOYA SABINA	
CUB	Cuba		3
		BISSET SONIA MENENDEZ OSLEIDYS RIVERO XIOMARA	
CZE	Czech Republic		1
		TOMECKOVA NIKOLA	
ESP	Spain		1
		MIGUEZ MARTA	
FIN	Finland		2
		INGBERG MIKAELA UPPA TAINA	
FRA	France		1
		AUZEIL NADINE	
GER	Germany		1
		NERIUS STEFFI	
GRE	Greece		2
		MANIANI-TZELILI MIRELLA TSIOLAKOUDI ANGELIKI	
HUN	Hungary		1
		SZABO NIKOLETT	
IND	India		1
		KAUR GURMEET	
ITA	Italy		1
		COSLOVICH CLAUDIA	
JAM	Jamaica		1
		MCKOY OLIVIA	
KGZ	Kyrgyzstan		1
		SUDARIKOVA TATYANA	
KOR	Korea		1
		LEE YOUNG-SUN	
LAT	Latvia		1
		KOZARENOKA INGA	
LTU	Lithuania		1
		RAMANAUSKAITE RITA	
NOR	Norway		1
		HATTESTAD TRINE	
ROM	Romania		2
		MOLDOVAN TILEA FELICEA TERMURE ANA MIRELA	
RUS	Russian Federation		2
		IVAKINA EKATERINA SHIKOLENKO TATYANA	
SLO	Slovenia		1
		STORGA EUFEMIJA	
UKR	Ukraine		1
		LYAKHOVYCH TETYANA	
USA	United States of America		1
		BLUTREICH LYNDA	

ATW054 - WOMEN'S HAMMER THROW**28**

ASA	American Samoa		1
		MISIPEKA LISA	
AUS	Australia		2
		PERKINS KARYNE SOSIMENKO DEBBIE	
BLR	Belarus		3
		GUBKINA LYUDMILA SUDAK SVETLANA TSANDER OLGA	
BUL	Bulgaria		1
		IORDANOVA ANELIYA	
CAN	Canada		1
		FOURNIER MICHELLE	
CHN	People's Republic of China		1
		ZHAO WEI	



CRO	Croatia		1
		BRKLJACIC IVANA	
CUB	Cuba		1
		MORENO YIPSI	
FIN	Finland		2
		POYRY SINI STROMMER MIA	
FRA	France		1
		MONTEBRUN MANUELA	
GBR	Great Britain		1
		SHAW LORRAINE	
GER	Germany		1
		MUENCHOW KIRSTEN	
HUN	Hungary		1
		DIVOS KATALIN	
ITA	Italy		1
		BALASSINI ESTER	
MRI	Mauritius		1
		FOURNIER CAROLINE	
NZL	New Zealand		1
		WILLIAMS TASHA	
POL	Poland		1
		SKOLIMOWSKA KAMILA	
RUS	Russian Federation		3
		DAVYDOVA ALLA KONSTANTINOVA TATYANA KUZENKOVA OLGA	
UKR	Ukraine		1
		SEKACHOVA IRYNA	
USA	United States of America		3
		CROSS JESSECA ELLERBE DAWN PALMER AMY	

ATW061 - WOMEN'S LONG JUMP**39**

ARG	Argentina		1
		AVILA ANDREA	
AUS	Australia		1
		THOMPSON BRONWYN	
BAH	Bahamas		1
		EDWARDS JACKIE	
BRA	Brazil		2
		HIGA MAGGI MAURREN SANTOS LUCIANA	
CHN	People's Republic of China		2
		GUAN YINGNAN GUO CHUNFANG	
CMR	Cameroon		1
		MBANGO FRANCOISE	
CUB	Cuba		1
		CUZA LISSETTE	
ESP	Spain		1
		MONTANER CONCEPCION	
GBR	Great Britain		1
		WISE JO	
GER	Germany		3
		DRECHSLER HEIKE SCHULTE SOFIA TIEDTKE SUSEN	
GRE	Greece		2
		PAPAVASILAKI DESPOINA XANTHOU NIKI	
HUN	Hungary		2
		AJKLER ZITA VASZI TUNDE	
ISV	Virgin Islands		1
		HYACINTH FLORA	



ITA	Italy		1
		MAY FIONA	
JAM	Jamaica		2
		GOLDING LACENA GOULBOURNE ELVA	
KAZ	Kazakhstan		3
		KOCHSHEYEVA YELENA PERSHINA YELENA TARASSOVA ANNA	
KGZ	Kyrgyzstan		1
		BOBROVSKAIA ELENA	
LAT	Latvia		1
		GOTOVSKA VALENTINA	
NGR	Nigeria		1
		ITANYI PATIENCE	
NZL	New Zealand		1
		BRUNNER CHANTAL	
RUS	Russian Federation		3
		GALKINA LIOUDMILA KOTOVA TATIANA RUBLEVA OLGA	
SWE	Sweden		1
		JOHANSSON ERICA	
UKR	Ukraine		2
		SHEKHOVTSOVA OLENA VERSHYNINA VIKTORIYA	
URU	Uruguay		1
		FALCIONI MONICA	
USA	United States of America		3
		BURRELL DAWN JONES MARION WILLIAMS SHANA	

ATW062 - WOMEN'S TRIPLE JUMP**27**

ALG	Algeria		1
		RAHOULI BAYA	
BLR	Belarus		1
		SAFRONOVA NATALYA	
BRA	Brazil		1
		SANTOS LUCIANA	
BUL	Bulgaria		2
		DIMITROVA MARIA MARINOVA TEREZA	
CHN	People's Republic of China		1
		REN RUIPING	
CMR	Cameroon		1
		MBANGO FRANCOISE	
CUB	Cuba		1
		ALDAMA YAMILE	
CZE	Czech Republic		1
		KASPARKOVA SARKA	
ESP	Spain		1
		CASTREJANA CARLOTA	
GBR	Great Britain		1
		HANSEN ASHIA	
GRE	Greece		1
		VASDEKI OLGA-ANASTASI	
JAM	Jamaica		1
		SPENCER KEISHA	
KAZ	Kazakhstan		2
		PARFYONOVA YELENA TARASSOVA ANNA	
ROM	Romania		1
		NICOLAU CRISTINA ELEN	
RUS	Russian Federation		3
		LASOVSKAYA INNA LEBEDEVA TATYANA ROGOVA OXANA	



SEN	Senegal		1
		NDOYE KENE	
SLO	Slovenia		1
		VALANT ANJA	
SWE	Sweden		1
		JOHANSSON CAMILLA (AT)	
TKM	Turkmenistan		1
		BRIGADNAYA VIKTORIYA	
UKR	Ukraine		2
		HOVOROVA OLENA KHLUSOVYCH OLENA	
USA	United States of America		1
		GAMBLE NICOLE	
YUG	Yugoslavia		1
		MARTINOVIC MARIJA	

ATW071 - WOMEN'S HIGH JUMP**38**

ARG	Argentina		1
		WITTEVEEN SOLANGE	
AUS	Australia		1
		INVERARITY ALISON	
AUT	Austria		1
		HORVATH LINDA	
BLR	Belarus		1
		SHEVCHIK TATIANA	
BUL	Bulgaria		3
		KALCHEVA HRISTINA MILOUCHEVA ELEONORA VENEVA VENELINA	
CRO	Croatia		1
		VLASIC BLANKA	
CUB	Cuba		1
		QUINTERO IOAMNET	
CYP	Cyprus		1
		CHARALAMBOUS AGNI	
CZE	Czech Republic		1
		HLAVONOVA ZUZANA	
ESP	Spain		1
		MENDIA MARTA	
GER	Germany		1
		MENSAH AMEWU	
GRE	Greece		1
		BAKOIANNI NIKI	
HUN	Hungary		1
		GYORFFY DORA	
JAM	Jamaica		1
		BEAUTLE KAREN	
JPN	Japan		2
		IMAI MIKI OTA YOKO	
KAZ	Kazakhstan		1
		ZALEVSKAYA SVETLANA	
KGZ	Kyrgyzstan		1
		EFIMENKO TATYANA	
LAT	Latvia		1
		KLAVINA LIGA	
LTU	Lithuania		1
		ZILINSKIENE NELE	
MDA	Republic of Moldova		2
		BOLSHOVA OLGA GLIZNUTZA INNA	
NOR	Norway		1
		HAUGLAND HANNE	
ROM	Romania		2
		IAGAR-DINESCU MONICA PANTELIMON OANA MANUELA	



RSA	South Africa	1
	CLOETE HESTRIE	
RUS	Russian Federation	3
	KUPTSOVA MARINA	
	LAPINA SVETLANA	
	YELESINA YELENA	
SWE	Sweden	1
	BERGQVIST KAJSA	
UKR	Ukraine	3
	BABAKOVA INGA	
	MYKHAL'CHENKO IRYNA	
	PALAMAR VITA	
USA	United States of America	3
	ACUFF AMY	
	ALDRICH ERIN	
	DAMON KAROL	

ATW072 - WOMEN'S POLE VAULT**30**

ARG	Argentina	1
	GARCIA ALEJANDRA	
AUS	Australia	2
	GEORGE EMMA	
	GRIGORIEVA TATIANA	
AUT	Austria	1
	AUER DORIS	
BUL	Bulgaria	1
	KOLEVA TANYA	
CHN	People's Republic of China	1
	GAO SHUYING	
CZE	Czech Republic	2
	BARTOVA DANIELA	
	HAMACKOVA PAVLA	
DEN	Denmark	1
	RASMUSSEN MARIE BAGGER	
ESP	Spain	1
	SANCHEZ MARI MAR	
FRA	France	2
	AMMEL CAROLINE	
	POISSONNIER MARIE	
GBR	Great Britain	1
	WHITLOCK JANINE	
GER	Germany	2
	BUSCHBAUM YVONNE	
	HUMBERT NICOLE	
GRE	Greece	1
	IAKOVIDOU THALIA	
HUN	Hungary	2
	DONATH KATALIN	
	SZABO ZSUZSANNA	
ISL	Iceland	2
	ELISDOTTIR THOREY EDDA	
	FLOSADOTTIR VALA	
POL	Poland	1
	PYREK MONIKA	
RSA	South Africa	1
	GERRYTS ELMARIE	
RUS	Russian Federation	3
	BELYAKOVA YELENA	
	FEOFANOVA SVETLANA	
	ISINBAYEVA YELENA	
UKR	Ukraine	1
	BALAKHONOVA ANZHELA	
URU	Uruguay	1
	GYURCSEK DEBORAH	
USA	United States of America	3
	DRAGILA STACY	
	MUELLER MELISSA	
	SUTTLE KELLIE	

**ATW092 - WOMEN'S 20KM WALK****57**

ALG	Algeria		1
		BOUSSAD BAHIA	
AUS	Australia		3
		SAVILLE JANE SAXBY-JUNNA KERRY SHERIDAN-PAOLINI LISA	
AZE	Azerbaijan		1
		ISAYEVA AIDA	
BLR	Belarus		3
		KHMELNITSKAYA LARISA MISYULYA NATALYA TSYBULSKAYA VALENTINA	
BOL	Bolivia		1
		IRUSTA GEOVANA	
CAN	Canada		1
		MCCAFFREY JANICE	
CHN	People's Republic of China		2
		LIU HONGYU WANG LIPING (AT)	
ESA	El Salvador		1
		MARTINEZ IVIS HAYDEE	
ESP	Spain		3
		GRANADOS ENCARNACION PEREZ EVA VASCO MARIA	
FRA	France		2
		LEKSIR NORA OUALI FATIHA	
GBR	Great Britain		1
		KEHLER LISA	
GER	Germany		2
		BOYDE KATHRIN GUMMELT BEATE	
GRE	Greece		2
		KOKOTOU CHRISTINA PAPAGIANNI ATHINA	
GUA	Guatemala		1
		COLLADO TERESITA	
HUN	Hungary		2
		SZEBENSZKY ANIKO URBANIK MARIA	
IRL	Ireland		2
		LOUGHNANE OLIVE O'SULLIVAN GILLIAN	
ITA	Italy		3
		ALFRIDI ERICA PERRONE ELISABETTA SIDOTI ANNARITA	
KAZ	Kazakhstan		3
		KUZNETSOVA YELENA SOZONOVA MAIYA TOLSTAYA SVETLANA	
KOR	Korea		1
		KIM MI-JUNG	
LAT	Latvia		2
		DUKURE JOLANTA LIEPINA ANITA	
LTU	Lithuania		2
		MILUSAUSKAITE SONATA SALTANOVIC KRISTINA	
MAS	Malaysia		1
		YUAN YU FANG	
MEX	Mexico		3
		IBANEZ MARA MENDOZA GRACIELA SANCHEZ GUADALUPE	
NOR	Norway		1
		PLAETZER KJERSTI	
POL	Poland		1
		RADTKE KATARZYNA	



POR	Portugal		1
		FEITOR SUSANA	
ROM	Romania		2
		CIMPEAN NORICA GROZA ANA MARIA	
RUS	Russian Federation		3
		GUDKOVA TATYANA POLYAKOVA OLGA STANKINA IRINA	
SVK	Slovakia		1
		BLAZEKOVA ZUZANA	
UKR	Ukraine		2
		SAVCHUK VALENTINA ZOZULYA VIRA	
USA	United States of America		3
		CHEN YUELING LAWRENCE DEBBI ROHL MICHELLE	

ATW099 - WOMEN'S MARATHON**54**

AUS	Australia		3
		CARROLL NICKEY HOBSON SUSAN MCCANN KERRY	
BEL	Belgium		1
		RENDERS MARLEEN	
CHI	Chile		1
		OLIVERA ERIKA	
CHN	People's Republic of China		1
		REN XIUJUAN	
COL	Colombia		1
		GONZALEZ IGLANDINI	
ECU	Ecuador		1
		TENORIO MARTHA	
ESP	Spain		3
		ALONSO ANA ISABEL GONZALEZ GRISELDA MUNOZ MARIA LUISA	
ETH	Ethiopia		3
		ALEMU ELFENESH EDATO GADISSIE ROBA FATUMA	
GBR	Great Britain		1
		SUTTON MARIAN	
GER	Germany		2
		DREHER CLAUDIA OBEREM SONJA	
GUM	Guam		1
		DAVIDSON-ALLEY RHONDA	
HON	Honduras		1
		COELLO GINA	
HUN	Hungary		1
		FOLDING-NAGY JUDIT	
IOA	Individual Olympic Athletes		1
		AMARAL AGUIDA	
ISL	Iceland		1
		ERNSTSDOTTIR MARTHA	
ITA	Italy		2
		FERRARA ORNELLA VICECONTE MAURA	
JPN	Japan		3
		ICHIHASHI ARI TAKAHASHI NAOKO YAMAGUCHI ERI	
KAZ	Kazakhstan		1
		KUKU GARIFA	
KEN	Kenya		3
		CHEPCHUMBA JOYCE LOROUPE TEGLA WANJIRU ESTHER	



KGZ	Kyrgyzstan		1
		BOGACHOVA IRINA	
KOR	Korea		1
		OH MI-JA	
LAO	Lao People's Democratic Republic		1
		KETAVONG SIRIVANH	
MDA	Republic of Moldova		1
		ENAKI VALENTINA	
MEX	Mexico		1
		FERNANDEZ ADRIANA	
NAM	Namibia		1
		MONGUDHI ELIZABETH	
NED	Netherlands		1
		WIJENBERG NADEZHDA	
PER	Peru		1
		PORTILLO MARIA	
POR	Portugal		1
		MACHADO MANUELA	
PRK	Democratic People's Rep. of Korea		3
		HAM BONG SIL JONG YONG OK KIM CHANG OK	
ROM	Romania		3
		CATUNA ANUTA GHERASIM ALINA SIMON LIDIA	
RSA	South Africa		1
		DE REUCK COLLEEN	
RUS	Russian Federation		3
		BIKTAGIROVA MADINA MORGUNOVA LYUBOV YEGOROVA VALENTINA	
SUI	Switzerland		1
		NAUER DARIA	
TJK	Tajikistan		1
		DADABAYEVA GULSARA	
TUR	Turkey		1
		AKTAS SERAP	
USA	United States of America		1
		CLARK CHRISTINE	

ATW100 - WOMEN'S 10000M**44**

ALG	Algeria		1
		BAGHDAD NASRIA	
AUS	Australia		3
		FEARNLEY CLAIR HARVEY NATALIE RISK KYLIE	
BEL	Belgium		1
		RENDERS MARLEEN	
CAN	Canada		2
		CONNELLY TINA MONTGOMERY CAROLE	
CHN	People's Republic of China		1
		LI JI	
ESP	Spain		2
		ABEL MARIA RECIO MARIA TERESA	
ETH	Ethiopia		3
		ADERE BERHANE TULU DERARTU WAMI GETE	
FRA	France		1
		YVELAIN FATIMA	
GBR	Great Britain		1
		RADCLIFFE PAULA	
GER	Germany		1
		WASSILUK PETRA	



GRE	Greece		1
		IAKOVOU HRISOSTOMIA	
HKG	Hong Kong, China		1
		CHAN MAN YEE MAGGI	
HUN	Hungary		1
		KALOVICS ANIKO	
IRL	Ireland		2
		DENNEHY-WILLIS BREDA O'SULLIVAN SONIA	
ITA	Italy		1
		SOMMAGGIO SILVIA	
JPN	Japan		3
		HIROYAMA HARUMI KAWAKAMI YUKO TAKAHASHI CHIEMI	
KEN	Kenya		3
		BAR SOSIO SALLY LOROUPE TEGLA TIMBILIL ALICE	
LAT	Latvia		1
		CELNOVA-PROKOPCUKA JELENA	
MAR	Morocco		2
		CHAABI BOUCHRA LEGHZAOUI ASMAE	
MEX	Mexico		1
		ROCHA NORA LETICIA	
NOR	Norway		1
		HAUGEN GUNHILD	
POR	Portugal		2
		DIAS ANA RIBEIRO FERNANDA	
RSA	South Africa		1
		MEYER ELANA	
RUS	Russian Federation		3
		BIKTASHEVA LYUDMILA BOGOMOLOVA GALINA GRIGORYEVA LIDIYA	
TAN	United Republic of Tanzania		1
		JOSEPH RESTITUTA	
USA	United States of America		3
		DROSSIN DEENA HICKMAN LIBBIE RHINES JENN	
YUG	Yugoslavia		1
		JEVTIC OLIVERA	

ATW401 - WOMEN'S 4 X 100M RELAY**108**

AUS	Australia		4
		CRIPPS SHARON GAINSFORD-TAYLOR MELINDA HEWITT LAUREN HUTTON ELLY	
BAH	Bahamas		5
		CLARKE-LEWIS ELDECE DAVIS-THOMPSON PAULINE FERGUSON DEBBIE FYNES SEVATHEDA STURRUP CHANDRA	
CAN	Canada		4
		ADUSEI MARTHA BENYARKU ESI PERRY TARA WEEKES ATIA	
CHN	People's Republic of China		4
		LI XUEMEI LIU XIAOMEI QIN WANGPING ZENG XIUJUN	
CIV	Cote d'Ivoire		4
		ALLOU AFFOUE AYETOTCHE LOUISE GNAHORE MARY SANGANOKO MAKARIDJA	



CMR	Cameroon	EYENGA CARINE MBANGO FRANCOISE MOURI NKENG ANNE MARIE MVONDO ESTHER	4
COL	Colombia	BROCK MIRTHA MURILLO DIGNA LUZ MURILLO MELISA PALACIOS FELIPA RESTREPO XIMENA	5
FIN	Finland	BOSCO MANUELA HANNULA HEIDI KYLLOINEN SANNA MANNINEN JOHANNA	4
FRA	France	ARRON CHRISTINE CITTE SANDRA DIA FABE FERGA LINDA HURTIS MURIEL	5
GBR	Great Britain	ANDERSON SHANI DAVIES SAMANTHA MADUAKA JOICE RICHARDSON MARCIA WILHELMY SARAH	5
GER	Germany	MULRAIN SABRINA PHILIPP ANDREA ROCKMEIER GABI WAGNER MARION	4
GHA	Ghana	AKOTO MAVIS ANIM VIDA BAWUAH VERONICA NSIAH VIDA TWUM MONICA AFIA	5
GRE	Greece	KOFFA EKATERINI PATOULIDOU PARASKEVI PATSOU EFFROSYNI THANOU EKATERINI	4
IND	India	DEY SARASWATI MISTRY RACHITA TRIPATHI VINITA V JAYALAKSHMI	4
JAM	Jamaica	CAMPBELL VERONICA FRAZER MERLENE LAWRENCE TAYNA MCDONALD BEVERLY OTTEY MERLENE	5
MAD	Madagascar	RAHANITRANIRIANA MONICA RAKOTONDRABE HANITRINIAINA RAKOTOZAFY ROSA RATSIMBAZAFY ONY PAULE	4
NGR	Nigeria	AJUDUA BENEDICTA ALOZIE GLORY NKU MERCY ONYALI-OMAGBEMI MARY	4
POL	Poland	NIELACNA JOANNA PAWLAK MARZENA RADECKA ZUZANNA RYSIUKIEWICZ AGNIESZKA	4
RUS	Russian Federation	IGNATOVA NATALYA KHBAROVA IRINA KISLOVA MARINA TRANDENKOVA MARINA VORONOVA NATALYA	5
SRI	Sri Lanka	DARSHA DAMAYANTHI DE ZOYSA NIMMI DEEPIKA TAMARA SAMAN HERATH PRADEEPA KUMARI	4



THA	Thailand		4
		KHAWPEAG SUPAVADEE KLOMDEE ORRANUT ROBERTS TRECIA RUAMSUK WIRAWAN	
UKR	Ukraine		4
		KRASOVSKA OLENA KRAVCHENKO ANZHELA PASTUSHENKO OLENA PUKHA IRYNA	
USA	United States of America		5
		EDWARDS TORRI GAINES CHRYSTE JONES MARION PERRY NANCEEN RICHARDSON PASSION	
UZB	Uzbekistan		4
		DMITRIADI LYUDMILA KHUBBIEVA GUZEL KVIATKOVSKAYA ELENA PEREPELOVA LYUBOV	
YUG	Yugoslavia		4
		DJAPIC VUKOSAVA MITROVIC BILJANA PANCIC ELVIRA SAVIC MILA	

ATW404 - WOMEN'S 4 X 400M RELAY**93**

AUS	Australia		6
		ANDREWS SUSAN FREEMAN CATHY GAINSFORD-TAYLOR MELINDA LEWIS TAMSYN PERIS-KNEEBONE NOVA PITTMAN JANA	
BAR	Barbados		4
		BLACKETT ANDREA OXLEY TANYA STRAKER-TAYLOR MELISSA WILLIAMS SHERLENE	
BLR	Belarus		4
		BUNNIK ELENA KAZAK ANNA KHLYUSTOVA IRINA SOLOGUB NATALYA	
CAN	Canada		4
		ANTOINE LADONNA GEORGE SAMANTHA HAUGHTON KARLENE WILLIAMS FOY	
CUB	Cuba		4
		BONNE IDALMIS CALATAYUD ZULIA DUPORTY JULIA PERNIA DAIMI	
CZE	Czech Republic		4
		BENESOVA HANA BURIANOVA JITKA FICKOVA LENKA FUCHSOVA HELENA	
ESP	Spain		4
		ALBA JULIA BRAVO MIRIAM CARABALI NORFALIA MARTINEZ MAYTE	
GBR	Great Britain		5
		CURBISHLEY ALLISON DANVERS NATASHA FRASER DONNA FROST HELEN MERRY KATHARINE	
GER	Germany		4
		EKPO-UMOH FLORENCE GHOSH SHANTA ROCKMEIER BIRGIT URBANSKY ULRIKE	
IND	India		4
		K M BEENA MOL KAUR PARAMJIT KUTTY ROSA PHILLIP JINCY	



IRL	Ireland		4
		MAHER EMILY MCCARTHY MARTINA SHEEHY CIARA SHINKINS KAREN	
ITA	Italy		4
		CARBONE FRANCESCA DE ANGELI VIRNA GRAGLIA DANIELA PIRODDI FABIOLA	
JAM	Jamaica		6
		BURGHER MICHELLE GRAHAM LORRAINE HEMMINGS DEON HOWELL CHARMAINE RICHARDS SANDIE SCOTT-POMALES CATHERINE	
NGR	Nigeria		5
		AFOLABI OLABISI JACOB DORIS OGUNKOYA FALILAT OKAFOR ROSEMARY OPARA CHARITY	
PUR	Puerto Rico		4
		CASTRO MORALES MILITZA CRUZ NAZARIO BEATRIZ MOYA TORRES SANDRA SALAS KELLY MARITZA	
RUS	Russian Federation		6
		GONTCHARENKO SVETLANA KOTLYAROVA OLGA NAZAROVA NATALYA PRIVALOVA IRINA SOTNIKOVA YULIA ZYKINA OLESYA	
SEN	Senegal		4
		DIOP AIDA DIOUF AMINATA DIOUF TACKO MBACKE THIAM AMY	
SLO	Slovenia		4
		CEPLAK JOLANDA LANGERHOLC BRIGITA MACUS META PROKOFJEV ALEKSANDRA	
USA	United States of America		5
		ANDERSON ANDREA COLANDER-RICHARDSON LA TASHA HENNAGAN MONIQUE JONES MARION MILES-CLARK JEARL	
UZB	Uzbekistan		4
		AMIROVA ZAMIRA KOBINA NATALYA PISKUNOVA ELENA SENKINA NATALYA	
YUG	Yugoslavia		4
		DJAPIC VUKOSAVA LOJANICA TATJANA SAVIC MILA STANISAVLJEVIC JELENA	

ATW700 - WOMEN'S HEPTATHLON**33**

ALG	Algeria		1
		AZZIZI YASMINA	
AUS	Australia		1
		JAMIESON JANE	
BLR	Belarus		1
		SAZANOVICH NATALYA	
CUB	Cuba		1
		GARCIA MAGALYS	
ESP	Spain		1
		CLOPES IMMA	
FIN	Finland		2
		HAUTALA TIIA RAJAMAKI SUSANNA	
FRA	France		2
		BARBER EUNICE TEPPE NATHALIE	



GBR	Great Britain		1
		LEWIS DENISE	
GER	Germany		3
		BRAUN SABINE ERTL KARIN RETZKE ASTRID	
GRE	Greece		1
		VANAKARA ASIMINA	
HUN	Hungary		1
		INANCSI RITA	
IND	India		2
		BISWAS SOMA GUDANDDA GANAPATHY PRAMILA	
ITA	Italy		1
		BACHER GERTRUD	
KAZ	Kazakhstan		2
		KAZANINA SVETLANA NAUMENKO IRINA	
LTU	Lithuania		1
		SKUJYTE AUSTR	
POL	Poland		1
		WLODARCZYK URSZULA	
ROM	Romania		1
		TIGAU VIORICA	
RUS	Russian Federation		3
		KORITSKAIA DINA PROKHOROVA YELENA ROSHCHUPKINA NATALYA	
SYR	Syrian Arab Republic		1
		SHOUAA GHADA	
TRI	Trinidad & Tobago		1
		MARK MARSHA	
UKR	Ukraine		2
		BLONSKA LYUDMYLA NECHEPORUK LARYSA	
USA	United States of America		2
		BURRELL SHELIA NATHAN DEDEE	
UZB	Uzbekistan		1
		KABANOVA SAFIYA	

ATW702 - WOMEN'S HEPTATHLON 200M**32**

ALG	Algeria		1
		AZZIZI YASMINA	
AUS	Australia		1
		JAMIESON JANE	
BLR	Belarus		1
		SAZANOVICH NATALYA	
CUB	Cuba		1
		GARCIA MAGALYS	
ESP	Spain		1
		CLOPES IMMA	
FIN	Finland		2
		HAUTALA TIIA RAJAMAKI SUSANNA	
FRA	France		2
		BARBER EUNICE TEPPE NATHALIE	
GBR	Great Britain		1
		LEWIS DENISE	
GER	Germany		3
		BRAUN SABINE ERTL KARIN RETZKE ASTRID	
GRE	Greece		1
		VANAKARA ASIMINA	
HUN	Hungary		1
		INANCSI RITA	



IND	India		2
		BISWAS SOMA GUDANDDA GANAPATHY PRAMILA	
ITA	Italy		1
		BACHER GERTRUD	
KAZ	Kazakhstan		2
		KAZANINA SVETLANA NAUMENKO IRINA	
LTU	Lithuania		1
		SKUJYTE AUSTR	
POL	Poland		1
		WLODARCZYK URSZULA	
ROM	Romania		1
		TIGAU VIORICA	
RUS	Russian Federation		3
		KORITSKAIA DINA PROKHOROVA YELENA ROSHCHUPKINA NATALYA	
TRI	Trinidad & Tobago		1
		MARK MARSHA	
UKR	Ukraine		2
		BLONSKA LYUDMYLA NECHEPORUK LARYSA	
USA	United States of America		2
		BURRELL SHELIA NATHAN DEDEE	
UZB	Uzbekistan		1
		KABANOVA SAFIYA	

ATW708 - WOMEN'S HEPTATHLON 800M**27**

ALG	Algeria		1
		AZZIZI YASMINA	
AUS	Australia		1
		JAMIESON JANE	
BLR	Belarus		1
		SAZANOVICH NATALYA	
CUB	Cuba		1
		GARCIA MAGALYS	
FIN	Finland		2
		HAUTALA TIIA RAJAMAKI SUSANNA	
FRA	France		1
		TEPPE NATHALIE	
GBR	Great Britain		1
		LEWIS DENISE	
GER	Germany		2
		BRAUN SABINE ERTL KARIN	
IND	India		2
		BISWAS SOMA GUDANDDA GANAPATHY PRAMILA	
ITA	Italy		1
		BACHER GERTRUD	
KAZ	Kazakhstan		2
		KAZANINA SVETLANA NAUMENKO IRINA	
LTU	Lithuania		1
		SKUJYTE AUSTR	
POL	Poland		1
		WLODARCZYK URSZULA	
ROM	Romania		1
		TIGAU VIORICA	
RUS	Russian Federation		3
		KORITSKAIA DINA PROKHOROVA YELENA ROSHCHUPKINA NATALYA	
TRI	Trinidad & Tobago		1
		MARK MARSHA	



UKR	Ukraine		2
		BLONSKA LYUDMYLA NECHEPORUK LARYSA	
USA	United States of America		2
		BURRELL SHELIA NATHAN DEDEE	
UZB	Uzbekistan		1
		KABANOVA SAFIYA	

ATW711 - WOMEN'S HEPTATHLON 100M HURDLES**33**

ALG	Algeria		1
		AZZIZI YASMINA	
AUS	Australia		1
		JAMIESON JANE	
BLR	Belarus		1
		SAZANOVICH NATALYA	
CUB	Cuba		1
		GARCIA MAGALYS	
ESP	Spain		1
		CLOPES IMMA	
FIN	Finland		2
		HAUTALA TIIA RAJAMAKI SUSANNA	
FRA	France		2
		BARBER EUNICE TEPPE NATHALIE	
GBR	Great Britain		1
		LEWIS DENISE	
GER	Germany		3
		BRAUN SABINE ERTL KARIN RETZKE ASTRID	
GRE	Greece		1
		VANAKARA ASIMINA	
HUN	Hungary		1
		INANCSI RITA	
IND	India		2
		BISWAS SOMA GUDANDDA GANAPATHY PRAMILA	
ITA	Italy		1
		BACHER GERTRUD	
KAZ	Kazakhstan		2
		KAZANINA SVETLANA NAUMENKO IRINA	
LTU	Lithuania		1
		SKUJYTE AUSTR	
POL	Poland		1
		WLODARCZYK URSZULA	
ROM	Romania		1
		TIGAU VIORICA	
RUS	Russian Federation		3
		KORITSKAIA DINA PROKHOROVA YELENA ROSHCHUPKINA NATALYA	
SYR	Syrian Arab Republic		1
		SHOUAA GHADA	
TRI	Trinidad & Tobago		1
		MARK MARSHA	
UKR	Ukraine		2
		BLONSKA LYUDMYLA NECHEPORUK LARYSA	
USA	United States of America		2
		BURRELL SHELIA NATHAN DEDEE	
UZB	Uzbekistan		1
		KABANOVA SAFIYA	

ATW751 - WOMEN'S HEPTATHLON SHOT PUT**32**



ALG	Algeria		1
		AZZIZI YASMINA	
AUS	Australia		1
		JAMIESON JANE	
BLR	Belarus		1
		SAZANOVICH NATALYA	
CUB	Cuba		1
		GARCIA MAGALYS	
ESP	Spain		1
		CLOPES IMMA	
FIN	Finland		2
		HAUTALA TIIA RAJAMAKI SUSANNA	
FRA	France		2
		BARBER EUNICE TEPPE NATHALIE	
GBR	Great Britain		1
		LEWIS DENISE	
GER	Germany		3
		BRAUN SABINE ERTL KARIN RETZKE ASTRID	
GRE	Greece		1
		VANAKARA ASIMINA	
HUN	Hungary		1
		INANCSI RITA	
IND	India		2
		BISWAS SOMA GUDANDDA GANAPATHY PRAMILA	
ITA	Italy		1
		BACHER GERTRUD	
KAZ	Kazakhstan		2
		KAZANINA SVETLANA NAUMENKO IRINA	
LTU	Lithuania		1
		SKUJYTE AUSTRAS	
POL	Poland		1
		WLODARCZYK URSZULA	
ROM	Romania		1
		TIGAU VIORICA	
RUS	Russian Federation		3
		KORITSKAIA DINA PROKHOROVA YELENA ROSHCHUPKINA NATALYA	
TRI	Trinidad & Tobago		1
		MARK MARSHA	
UKR	Ukraine		2
		BLONSKA LYUDMYLA NECHEPORUK LARYSA	
USA	United States of America		2
		BURRELL SHELIA NATHAN DEDEE	
UZB	Uzbekistan		1
		KABANOVA SAFIYA	

ATW753 - WOMEN'S HEPTATHLON JAVELIN THROW**30**

ALG	Algeria		1
		AZZIZI YASMINA	
AUS	Australia		1
		JAMIESON JANE	
BLR	Belarus		1
		SAZANOVICH NATALYA	
CUB	Cuba		1
		GARCIA MAGALYS	
ESP	Spain		1
		CLOPES IMMA	



FIN	Finland		2
		HAUTALA TIIA RAJAMAKI SUSANNA	
FRA	France		2
		BARBER EUNICE TEPPE NATHALIE	
GBR	Great Britain		1
		LEWIS DENISE	
GER	Germany		2
		BRAUN SABINE ERTL KARIN	
GRE	Greece		1
		VANAKARA ASIMINA	
IND	India		2
		BISWAS SOMA GUDANDDA GANAPATHY PRAMILA	
ITA	Italy		1
		BACHER GERTRUD	
KAZ	Kazakhstan		2
		KAZANINA SVETLANA NAUMENKO IRINA	
LTU	Lithuania		1
		SKUJYTE AUSTR	
POL	Poland		1
		WLODARCZYK URSZULA	
ROM	Romania		1
		TIGAU VIORICA	
RUS	Russian Federation		3
		KORITSKAIA DINA PROKHOROVA YELENA ROSHCHUPKINA NATALYA	
TRI	Trinidad & Tobago		1
		MARK MARSHA	
UKR	Ukraine		2
		BLONSKA LYUDMYLA NECHEPORUK LARYSA	
USA	United States of America		2
		BURRELL SHELIA NATHAN DEDEE	
UZB	Uzbekistan		1
		KABANOVA SAFIYA	

ATW761 - WOMEN'S HEPTATHLON LONG JUMP**30**

ALG	Algeria		1
		AZZIZI YASMINA	
AUS	Australia		1
		JAMIESON JANE	
BLR	Belarus		1
		SAZANOVICH NATALYA	
CUB	Cuba		1
		GARCIA MAGALYS	
ESP	Spain		1
		CLOPES IMMA	
FIN	Finland		2
		HAUTALA TIIA RAJAMAKI SUSANNA	
FRA	France		2
		BARBER EUNICE TEPPE NATHALIE	
GBR	Great Britain		1
		LEWIS DENISE	
GER	Germany		2
		BRAUN SABINE ERTL KARIN	
GRE	Greece		1
		VANAKARA ASIMINA	



IND	India		2
		BISWAS SOMA GUDANDDA GANAPATHY PRAMILA	
ITA	Italy		1
		BACHER GERTRUD	
KAZ	Kazakhstan		2
		KAZANINA SVETLANA NAUMENKO IRINA	
LTU	Lithuania		1
		SKUJYTE AUSTR	
POL	Poland		1
		WLODARCZYK URSZULA	
ROM	Romania		1
		TIGAU VIORICA	
RUS	Russian Federation		3
		KORITSKAIA DINA PROKHOROVA YELENA ROSHCHUPKINA NATALYA	
TRI	Trinidad & Tobago		1
		MARK MARSHA	
UKR	Ukraine		2
		BLONSKA LYUDMYLA NECHEPORUK LARYSA	
USA	United States of America		2
		BURRELL SHELIA NATHAN DEDEE	
UZB	Uzbekistan		1
		KABANOVA SAFIYA	

ATW771 - WOMEN'S HEPTATHLON HIGH JUMP**33**

ALG	Algeria		1
		AZZIZI YASMINA	
AUS	Australia		1
		JAMIESON JANE	
BLR	Belarus		1
		SAZANOVICH NATALYA	
CUB	Cuba		1
		GARCIA MAGALYS	
ESP	Spain		1
		CLOPES IMMA	
FIN	Finland		2
		HAUTALA TIIA RAJAMAKI SUSANNA	
FRA	France		2
		BARBER EUNICE TEPPE NATHALIE	
GBR	Great Britain		1
		LEWIS DENISE	
GER	Germany		3
		BRAUN SABINE ERTL KARIN RETZKE ASTRID	
GRE	Greece		1
		VANAKARA ASIMINA	
HUN	Hungary		1
		INANCSI RITA	
IND	India		2
		BISWAS SOMA GUDANDDA GANAPATHY PRAMILA	
ITA	Italy		1
		BACHER GERTRUD	
KAZ	Kazakhstan		2
		KAZANINA SVETLANA NAUMENKO IRINA	
LTU	Lithuania		1
		SKUJYTE AUSTR	
POL	Poland		1
		WLODARCZYK URSZULA	



ROM	Romania	1
	TIGAU VIORICA	
RUS	Russian Federation	3
	KORITSKAIA DINA	
	PROKHOROVA YELENA	
	ROSHCHUPKINA NATALYA	
SYR	Syrian Arab Republic	1
	SHOUAA GHADA	
TRI	Trinidad & Tobago	1
	MARK MARSHA	
UKR	Ukraine	2
	BLONSKA LYUDMYLA	
	NECHEPORUK LARYSA	
USA	United States of America	2
	BURRELL SHELIA	
	NATHAN DEDEE	
UZB	Uzbekistan	1
	KABANOVA SAFIYA	



NOC Code	NOC Name	Men	Women	Total
AFG	Afghanistan			0
AHO	Netherlands Antilles	1	1	2
ALB	Albania	1	1	2
ALG	Algeria	5	17	22
AND	Andorra	1	1	2
ANG	Angola	1	1	2
ANT	Antigua & Barbuda	1	1	2
ARG	Argentina	6	5	11
ARM	Armenia	2	1	3
ARU	Aruba	1	1	2
ASA	American Samoa	1	1	2
AUS	Australia	46	43	89
AUT	Austria	6	7	13
AZE	Azerbaijan	3	1	4
BAH	Bahamas	12	10	22
BAN	Bangladesh	1	1	2
BAR	Barbados	6	6	12
BDI	Burundi	5	1	6
BEL	Belgium	7	3	10
BEN	Benin	1	1	2
BER	Bermuda	1		1
BHU	Bhutan			0
BIH	Bosnia & Herzegovina	3	1	4
BIZ	Belize	1	1	2
BLR	Belarus	15	17	32
BOL	Bolivia	1	1	2
BOT	Botswana	7		7
BRA	Brazil	15	3	18
BRN	Bahrain	1		1
BRU	Brunei Darussalam	1		1
BUL	Bulgaria	9	14	23
BUR	Burkina Faso	1	1	2
CAF	Central African Republic	1	1	2
CAM	Cambodia	1	1	2
CAN	Canada	22	20	42
CAY	Cayman Islands	1	1	2
CGO	Congo	1	1	2
CHA	Chad	1	1	2
CHI	Chile	7	1	8
CHN	People's Republic of China	6	20	26
CIV	Cote d'Ivoire	6	6	12
CMR	Cameroon	5	10	15
COD	Democratic Republic of the Congo	2	1	3
COK	Cook Islands	1		1
COL	Colombia	3	10	13
COM	Comoros	1	1	2
CPV	Cape Verde	1	1	2
CRC	Costa Rica	1		1



NOC Code	NOC Name	Men	Women	Total
CRO	Croatia	16	4	20
CUB	Cuba	22	15	37
CYP	Cyprus	11	1	12
CZE	Czech Republic	14	15	29
DEN	Denmark	3	1	4
DJI	Djibouti	1	1	2
DMA	Dominica	1	1	2
DOM	Dominican Republic	2		2
ECU	Ecuador	3	1	4
EGY	Egypt	2	1	3
ERI	Eritrea	2	1	3
ESA	El Salvador	1	1	2
ESP	Spain	51	31	82
EST	Estonia	5		5
ETH	Ethiopia	16	12	28
FIJ	Fiji	3	1	4
FIN	Finland	15	11	26
FRA	France	37	22	59
FSM	Federated States of Micronesia	1	1	2
GAB	Gabon	1	1	2
GAM	Gambia	1	1	2
GBR	Great Britain	47	29	76
GBS	Guinea-Bissau	1	1	2
GEO	Georgia	1	1	2
GEQ	Equatorial Guinea	1	1	2
GER	Germany	37	38	75
GHA	Ghana	17	8	25
GRE	Greece	31	24	55
GRN	Grenada	1	1	2
GUA	Guatemala	6	1	7
GUI	Guinea	1	1	2
GUM	Guam	1	1	2
GUY	Guyana	3	1	4
HAI	Haiti	2	1	3
HKG	Hong Kong, China	4	1	5
HON	Honduras		1	1
HUN	Hungary	28	16	44
INA	Indonesia	5	1	6
IND	India	16	16	32
IOA	Individual Olympic Athletes	1	1	2
IRI	Islamic Republic of Iran	1		1
IRL	Ireland	25	14	39
IRQ	Iraq	1	1	2
ISL	Iceland	2	4	6
ISR	Israel	9		9
ISV	Virgin Islands	1	2	3
ITA	Italy	42	27	69
IVB	British Virgin Islands	1		1



NOC Code	NOC Name	Men	Women	Total
JAM	Jamaica	22	26	48
JOR	Jordan	1	1	2
JPN	Japan	28	12	40
KAZ	Kazakhstan	10	16	26
KEN	Kenya	28	10	38
KGZ	Kyrgyzstan	4	5	9
KOR	Korea	4	9	13
KSA	Saudi Arabia	16		16
KUW	Kuwait	5		5
LAO	Lao People's Democratic Republic	1	1	2
LAT	Latvia	8	9	17
LBA	Libyan Arab Jamahiriya	1		1
LBR	Liberia	6	2	8
LCA	Saint Lucia	2	1	3
LES	Lesotho	1	1	2
LIB	Lebanon	1	1	2
LIE	Liechtenstein			0
LTU	Lithuania	8	11	19
LUX	Luxembourg			0
MAD	Madagascar	3	5	8
MAR	Morocco	19	8	27
MAS	Malaysia	1	1	2
MAW	Malawi	1	1	2
MDA	Republic of Moldova	8	3	11
MDV	Maldives	1	1	2
MEX	Mexico	15	7	22
MGL	Mongolia	1	1	2
MKD	Fmr Yugoslav Republic of Macedonia	1	1	2
MLI	Mali	1	1	2
MLT	Malta	1	1	2
MON	Monaco			0
MOZ	Mozambique	1	2	3
MRI	Mauritius	8	1	9
MTN	Mauritania	1	1	2
MYA	Myanmar	1	1	2
NAM	Namibia	7	1	8
NCA	Nicaragua	1	1	2
NED	Netherlands	8	2	10
NEP	Nepal	1	1	2
NGR	Nigeria	15	17	32
NIG	Niger	1	1	2
NOR	Norway	13	4	17
NRU	Nauru	1		1
NZL	New Zealand	5	4	9
OMA	Oman	6		6
PAK	Pakistan	1	1	2
PAN	Panama	1		1
PAR	Paraguay	1	1	2



NOC Code	NOC Name	Men	Women	Total
PER	Peru	1	1	2
PHI	Philippines	1	1	2
PLE	Palestine	1		1
PLW	Palau	1	1	2
PNG	Papua New Guinea	1	1	2
POL	Poland	25	15	40
POR	Portugal	26	11	37
PRK	Democratic People's Rep. of Korea	3	3	6
PUR	Puerto Rico	6	5	11
QAT	Qatar		14	14
ROM	Romania	6	19	25
RSA	South Africa	18	5	23
RUS	Russian Federation	62	67	129
RWA	Rwanda	2	1	3
SAM	Samoa			0
SEN	Senegal	7	7	14
SEY	Seychelles	1	1	2
SIN	Singapore			0
SKN	Saint Kitts & Nevis	1	1	2
SLE	Sierra Leone	6	1	7
SLO	Slovenia	13	10	23
SMR	San Marino	1		1
SOL	Solomon Islands	1	1	2
SOM	Somalia	1	1	2
SRI	Sri Lanka	8	6	14
STP	Sao Tome & Principe	1	1	2
SUD	Sudan	1	1	2
SUI	Switzerland	11	5	16
SUR	Suriname	1	1	2
SVK	Slovakia	16	1	17
SWE	Sweden	10	4	14
SWZ	Swaziland	1	1	2
SYR	Syrian Arab Republic	1	1	2
TAN	United Republic of Tanzania	3	1	4
TGA	Tonga	1	1	2
THA	Thailand	12	7	19
TJK	Tajikistan	1	1	2
TKM	Turkmenistan	1	1	2
TOG	Togo	1	1	2
TPE	Chinese Taipei	1	1	2
TRI	Trinidad & Tobago	15	4	19
TUN	Tunisia	6	3	9
TUR	Turkey	2	4	6
UAE	United Arab Emirates	1		1
UGA	Uganda	4	1	5
UKR	Ukraine	28	29	57
URU	Uruguay	2	2	4
USA	United States of America	69	57	126



NOC Code	NOC Name	Men	Women	Total
UZB	Uzbekistan	16	13	29
VAN	Vanuatu	1	1	2
VEN	Venezuela	6		6
VIE	Vietnam	1	1	2
VIN	Saint Vincent & the Grenadines	1	1	2
YEM	Yemen	1	1	2
YUG	Yugoslavia	16	10	26
ZAM	Zambia	3	1	4
ZIM	Zimbabwe	6	2	8

TOTAL		1417	1033	2450
--------------	--	-------------	-------------	-------------

TOTAL PARTICIPATING NOC'S	194
TOTAL QUALIFICATION QUOTAS	2468
DIFFERENCE	-18
TOTAL DISQUALIFICATIONS	3



Event	French	Type	Result	Name	NOC	Date
Men's 100m	100 m - Hommes	Olympic	9.84	BAILEY Donovan	CAN	27/07/1996
		World	9.79	GREENE Maurice	USA	16/06/1999
Men's 200m	200 m - Hommes	Olympic	19.32	JOHNSON Michael	USA	1/08/1996
		World	19.32	JOHNSON Michael	USA	1/08/1996
Men's 400m	400 m - Hommes	Olympic	43.49	JOHNSON Michael	USA	29/07/1996
		World	43.18	JOHNSON Michael	USA	26/08/1999
Men's 800m	800 m - Hommes	Olympic	01:42.6	RODAL Vebjoern	NOR	31/07/1996
		World	01:41.1	KIPKETER Wilson	DEN	24/08/1997
Men's 110m Hurdles	110 m haies - Hommes	Olympic	12.95	JOHNSON Allen	USA	29/07/1996
		World	12.91	JACKSON Colin	GBR	20/08/1993
Men's 1500m	1 500 m - Hommes	Olympic	03:32.5	COE Sebastian	GBR	11/08/1984
		World	03:26.0	EL GUERROUJ Hicham	MAR	14/07/1998
Men's 3000m Steeplechase	3 000 m steeple - Hommes	Olympic	08:05.5	KARIUKI Julius	KEN	30/09/1988
		World	07:55.7	BARMASAI Bernard	KEN	24/08/1997
Men's 400m Hurdles	400 m haies - Hommes	Olympic	46.78	YOUNG Kevin	USA	6/08/1992
		World	46.78	YOUNG Kevin	USA	6/08/1992
Men's 5000m	5 000 m - Hommes	Olympic	13:05.6	AOUITA Said	MAR	11/08/1984
		World	12:39.4	GEBRSELASSIE Haile	ETH	13/06/1998
Men's Shot Put	Lancer de poids - Hommes	Olympic	22.47	TIMMERMANN Ulf	GDR	23/09/1988
		World	23.12	BARNES Randy	USA	20/05/1990
Men's Discus Throw	Lancer de disque - Hommes	Olympic	69.4	RIEDEL Lars	GER	31/07/1996
		World	74.08	SCHULT Juergen	GER	6/06/1986
Men's Javelin Throw	Lancer de javelot - Hommes	Olympic	89.66	ZELEZNY Jan	CZE	8/08/1992
		World	98.48	ZELEZNY Jan	CZE	25/05/1996
Men's Hammer Throw	Lancer de marteau - Hommes	Olympic	84.8	LITVINOV Sergey	URS	26/09/1988
		World	86.74	SEDYKH Yuriy	URS	30/08/1986
Men's Long Jump	Saut en longueur - Hommes	Olympic	8.9	BEAMON Bob	USA	18/10/1968
		World	8.95	POWELL Mike	USA	30/08/1991
Men's Triple Jump	Triple saut - Hommes	Olympic	18.09	HARRISON Kenny	USA	27/07/1996
		World	18.29	EDWARDS Jonathan	GBR	7/08/1995
Men's High Jump	Saut en hauteur - Hommes	Olympic	2.39	AUSTIN Charles	USA	28/07/1996
		World	2.45	SOTOMAYOR Javier	CUB	27/07/1993
Men's Pole Vault	Saut à la perche - Hommes	Olympic	5.92	GALFIONE Jean	FRA	2/08/1996
		World	6.14	BUBKA Sergey	UKR	31/07/1994
Men's 20km Walk	20 km marche - Hommes	Olympic	1:19:57	PRIBILINEC Jozef	TCH	23/09/1988
		World	1:17:46	MARTINEZ Julio Rene	GUA	8/05/1999
Men's 50km Walk	50 km marche - Hommes	Olympic	3:38:29	IVANENKO Vyacheslav	URS	30/09/1988
		World	3:37:26	SPYTSYN Valeriy	RUS	21/05/2000
Men's Marathon	Marathon - Hommes	Olympic	2:09:21	LOPES Carlos	POR	12/08/1984
		World	2:05:42	KHANNOUCHI Khalid	MAR	24/10/1999
Men's 10000m	10 000 m - Hommes	Olympic	27:07.3	GEBRSELASSIE Haile	ETH	29/07/1996
		World	26:22.7	GEBRSELASSIE Haile	ETH	1/06/1998
Men's 4 x 100m Relay	Relais 4 x 100 m - Hommes	Olympic	37.4	United States of America	USA	8/08/1992
		World	37.4	United States of America	USA	8/08/1992
Men's 4 x 400m Relay	Relais 4 x 400 m - Hommes	Olympic	02:55.7	United States of America	USA	8/08/1992
		World	02:54.2	United States of America	USA	22/07/1998
Men's Decathlon	Décathlon - Hommes	Olympic	8847	THOMPSON Daley	GBR	9/08/1984
		World	8994	DVORAK Tomas	CZE	4/07/1999
Men's Decathlon 100m	Décathlon - Hommes 100 m	World	10.22	HUFFINS Chris	USA	21/06/1996
Men's Decathlon 400m	Décathlon - Hommes 400 m	World	45.68	TOOMEY Bill	USA	18/10/1968
Men's Decathlon 110m Hurdles	Décathlon - Hommes 110 m haies	World	13.47	BUSEMANN Frank	GER	1/08/1996
Men's Decathlon 1500m	Décathlon - Hommes 1 500 m	World	03:58.7	BAKER Robert	USA	3/04/1980
Men's Decathlon Shot Put	Décathlon - Hommes lancer de poids	World	19.17	HUBACHER Edy	SUI	5/10/1969



Event	French	Type	Result	Name	NOC	Date
Men's Decathlon Discus Throw	Décathlon - Hommes lancer de disque	World	55	YANKOV Razvigor	BUL	26/05/1979
Men's Decathlon Javelin Throw	Décathlon - Hommes lancer de javelot	World	79.8	BLANK Peter	GER	19/07/1992
Men's Decathlon Long Jump	Décathlon - Hommes saut en longueur	World	8.22	NOOL Erki	EST	15/06/1996
Men's Decathlon High Jump	Décathlon - Hommes saut en hauteur	World	2.27	BEILSCHMIDT Rolf	GDR	1/10/1977
Men's Decathlon Pole Vault	Décathlon - Hommes saut à la perche	World	5.76	LOBINGER Tim	GER	16/09/1999
Women's 100m	100 m - Femmes	Olympic	10.62	GRIFFITH-JOYNER Florence	USA	24/09/1988
		World	10.49	GRIFFITH-JOYNER Florence	USA	16/07/1988
Women's 200m	200 m - Femmes	Olympic	21.34	GRIFFITH-JOYNER Florence	USA	29/09/1988
		World	21.34	GRIFFITH-JOYNER Florence	USA	29/09/1988
Women's 400m	400 m - Femmes	Olympic	48.25	PEREC Marie-Jose	FRA	29/07/1996
		World	47.6	KOCH Marita	GDR	6/10/1985
Women's 800m	800 m - Femmes	Olympic	01:53.4	OLIZARENKO Nadezhda	URS	27/02/1980
		World	01:53.3	KRATOCHVILOVA Jarmila	TCH	26/07/1983
Women's 100m Hurdles	100 m haies - Femmes	Olympic	12.38	DONKOVA Yordanka	BUL	30/09/1988
		World	12.21	DONKOVA Yordanka	BUL	20/08/1988
Women's 1500m	1 500 m - Femmes	Olympic	03:54.0	IVAN Paula	ROM	1/10/1988
		World	03:50.5	QU Yunxia	CHN	11/09/1993
Women's 400m Hurdles	400 m haies - Femmes	Olympic	52.82	HEMMINGS Deon	JAM	31/07/1996
		World	52.61	BATTEN Kim	USA	11/08/1995
Women's 5000m	5 000 m - Femmes	Olympic	14:59.9	WANG Junxia	CHN	28/07/1996
		World	14:28.1	JIANG Bo	CHN	23/10/1997
Women's Shot Put	Lancer de poids - Femmes	Olympic	22.41	SLUPIANEK Ilona	GDR	24/07/1980
		World	22.63	LISOVSKAYA Natalya	URS	7/06/1987
Women's Discus Throw	Lancer de disque - Femmes	Olympic	72.3	HELLMANN Martina	GDR	29/09/1988
		World	76.8	REINSCH Gabriele	GDR	9/07/1988
Women's Javelin Throw	Lancer de javelot - Femmes	World	69.48	HATTESTAD Trine	NOR	28/07/2000
Women's Hammer Throw	Lancer de marteau - Femmes	World	76.07	MELINTE Mihaela	ROM	29/08/1999
Women's Long Jump	Saut en longueur - Femmes	Olympic	7.4	JOYNER-KERSEE Jackie	USA	29/09/1988
		World	7.52	CHISTYAKOVA Galina	URS	11/06/1988
Women's Triple Jump	Triple saut - Femmes	Olympic	15.33	KRAVETS Inessa	UKR	31/07/1996
		World	15.5	KRAVETS Inessa	UKR	10/08/1995
Women's High Jump	Saut en hauteur - Femmes	Olympic	2.05	KOSTADINOVA Stefka	BUL	3/08/1996
		World	2.09	KOSTADINOVA Stefka	BUL	30/08/1987
Women's Pole Vault	Saut à la perche - Femmes	World	4.63	DRAGILA Stacy	USA	23/07/2000
Women's 20km Walk	20 km marche - Femmes	World	1:25:18	GUDKOVA Tatyana	RUS	19/05/2000
Women's Marathon	Marathon - Femmes	Olympic	2:24:52	BENOIT Joan	USA	5/08/1984
		World	2:20:43	LOROUPE Tegla	KEN	26/09/1999
Women's 10000m	10 000 m - Femmes	Olympic	31:01:63	RIBEIRO Fernanda	POR	2/08/1996
		World	29:31.8	WANG Junxia	CHN	8/09/1993
Women's 4 x 100m Relay	Relais 4 x 100 m - Femmes	Olympic	41.6	German Democratic Republic	GDR	1/08/1980
		World	41.37	German Democratic Republic	GDR	6/10/1985
Women's 4 x 400m Relay	Relais 4 x 400 m - Femmes	Olympic	03:15.2	Union of Soviet Socialist Republics	URS	1/10/1988
		World	03:15.2	Union of Soviet Socialist Republics	URS	1/10/1988
Women's Heptathlon	Heptathlon - Femmes	Olympic	7291	JOYNER-KERSEE Jackie	USA	24/09/1988
		World	7291	JOYNER-KERSEE Jackie	USA	24/09/1988
Women's Heptathlon 200m	Heptathlon - Femmes 200 m	World	22.3	JOYNER-KERSEE Jackie	USA	15/07/1988
Women's Heptathlon 800m	Heptathlon - Femmes 800 m	World	02:01.8	DEBOIS Nadine	FRA	27/09/1987
Women's Heptathlon 100m Hurdles	Heptathlon - Femmes 100 m haies	World	12.64	PAETZ Sabine	GDR	5/05/1984
Women's Heptathlon Shot Put	Heptathlon - Femmes lancer de poids	World	16.98	OVCHINNIKOVA Svetlana	URS	19/07/1985
Women's Heptathlon Javelin Throw	Heptathlon - Femmes lancer de javelot	World	64.64	SANDERSON Tessa	GBR	12/07/1981
Women's Heptathlon Long Jump	Heptathlon - Femmes saut en longueur	World	7.27	JOYNER-KERSEE Jackie	USA	24/09/1988
Women's Heptathlon High Jump	Heptathlon - Femmes saut en hauteur	World	1.96	STANTON Christine	AUS	26/01/1985



Track Events / Courses et marche

Men's 100m / 100 m - Hommes

GOLD	GREENE Maurice	USA	United States of America	23 SEP 2000
SILVER	BOLDON Ato	TRI	Trinidad & Tobago	23 SEP 2000
BRONZE	THOMPSON Obadele	BAR	Barbados	23 SEP 2000

Men's 200m / 200 m - Hommes

GOLD	KENTERIS Konstantinos	GRE	Greece	28 SEP 2000
SILVER	CAMPBELL Darren	GBR	Great Britain	28 SEP 2000
BRONZE	BOLDON Ato	TRI	Trinidad & Tobago	28 SEP 2000

Men's 400m / 400 m - Hommes

GOLD	JOHNSON Michael	USA	United States of America	25 SEP 2000
SILVER	HARRISON Alvin	USA	United States of America	25 SEP 2000
BRONZE	HAUGHTON Gregory	JAM	Jamaica	25 SEP 2000

Men's 800m / 800 m - Hommes

GOLD	SCHUMANN Nils	GER	Germany	27 SEP 2000
SILVER	KIPKETER Wilson	DEN	Denmark	27 SEP 2000
BRONZE	SAID-GUERNI Aissa Djabir	ALG	Algeria	27 SEP 2000

Men's 1500m / 1 500 m - Hommes

GOLD	NGENY Noah	KEN	Kenya	29 SEP 2000
SILVER	EL GUERROUJ Hicham	MAR	Morocco	29 SEP 2000
BRONZE	LAGAT Bernard	KEN	Kenya	29 SEP 2000

Men's 5000m / 5 000 m - Hommes

GOLD	WOLDE Millon	ETH	Ethiopia	30 SEP 2000
SILVER	SAIDI-SIEF Ali	ALG	Algeria	30 SEP 2000
BRONZE	LAHLAFI Brahim	MAR	Morocco	30 SEP 2000

Men's 10000m / 10 000 m - Hommes

GOLD	GBRSELASSIE Haile	ETH	Ethiopia	25 SEP 2000
SILVER	TERGAT Paul	KEN	Kenya	25 SEP 2000
BRONZE	MEZGEBU Assefa	ETH	Ethiopia	25 SEP 2000

Men's 110m Hurdles / 110 m haies - Hommes

GOLD	GARCIA Anier	CUB	Cuba	25 SEP 2000
SILVER	TRAMMELL Terrence	USA	United States of America	25 SEP 2000
BRONZE	CREAR Mark	USA	United States of America	25 SEP 2000

Men's 400m Hurdles / 400 m haies - Hommes

GOLD	TAYLOR Angelo	USA	United States of America	27 SEP 2000
SILVER	SOMAYLI Hadi Souan	KSA	Saudi Arabia	27 SEP 2000
BRONZE	HERBERT Llewellyn	RSA	South Africa	27 SEP 2000



Track Events / Courses et marche

Men's 4 x 100m Relay / Relais 4 x 100 m - Hommes

GOLD	DRUMMOND Jonathan WILLIAMS III Bernard LEWIS Brian GREENE Maurice	USA	United States of America	30 SEP 2000
SILVER	LIMA Vicente RIBEIRO Edson SILVA Andre da SILVA Claudinei	BRA	Brazil	30 SEP 2000
BRONZE	CESAR Jose Angel PEREZ Luis Alberto GARCIA Ivan MAYOLA Freddy	CUB	Cuba	30 SEP 2000

Men's 4 x 400m Relay / Relais 4 x 400 m - Hommes

GOLD	HARRISON Alvin PETTIGREW Antonio HARRISON Calvin JOHNSON Michael	USA	United States of America	30 SEP 2000
SILVER	CHUKWU Clement MONYE Jude BADA Sunday UDO-OBONG Enefiok	NGR	Nigeria	30 SEP 2000
BRONZE	BLACKWOOD Michael HAUGHTON Gregory WILLIAMS Christopher McFARLANE Danny	JAM	Jamaica	30 SEP 2000

Men's 3000m Steeplechase / 3 000 m steeple - Hommes

GOLD	KOSGEI Reuben	KEN	Kenya	29 SEP 2000
SILVER	KIPKETER Wilson Boit	KEN	Kenya	29 SEP 2000
BRONZE	EZZINE Ali	MAR	Morocco	29 SEP 2000

Women's 100m / 100 m - Femmes

GOLD	JONES Marion	USA	United States of America	23 SEP 2000
SILVER	THANOU Ekaterini	GRE	Greece	23 SEP 2000
BRONZE	LAWRENCE Tayna	JAM	Jamaica	23 SEP 2000

Women's 200m / 200 m - Femmes

GOLD	JONES Marion	USA	United States of America	28 SEP 2000
SILVER	DAVIS-THOMPSON Pauline	BAH	Bahamas	28 SEP 2000
BRONZE	JAYASINGHE Susanthika	SRI	Sri Lanka	28 SEP 2000

Women's 400m / 400 m - Femmes

GOLD	FREEMAN Cathy	AUS	Australia	25 SEP 2000
SILVER	GRAHAM Lorraine	JAM	Jamaica	25 SEP 2000
BRONZE	MERRY Katharine	GBR	Great Britain	25 SEP 2000

Women's 800m / 800 m - Femmes

GOLD	MUTOLA Maria	MOZ	Mozambique	25 SEP 2000
SILVER	GRAF Stephanie	AUT	Austria	25 SEP 2000
BRONZE	HOLMES Kelly	GBR	Great Britain	25 SEP 2000



Track Events / Courses et marche

Women's 1500m / 1 500 m - Femmes

GOLD	MERAH-BENIDA Nouria	ALG	Algeria	30 SEP 2000
SILVER	SZEKELY Violeta	ROM	Romania	30 SEP 2000
BRONZE	SZABO Gabriela	ROM	Romania	30 SEP 2000

Women's 5000m / 5 000 m - Femmes

GOLD	SZABO Gabriela	ROM	Romania	25 SEP 2000
SILVER	O'SULLIVAN Sonia	IRL	Ireland	25 SEP 2000
BRONZE	WAMI Gete	ETH	Ethiopia	25 SEP 2000

Women's 10000m / 10 000 m - Femmes

GOLD	TULU Derartu	ETH	Ethiopia	30 SEP 2000
SILVER	WAMI Gete	ETH	Ethiopia	30 SEP 2000
BRONZE	RIBEIRO Fernanda	POR	Portugal	30 SEP 2000

Women's 100m Hurdles / 100 m haies - Femmes

GOLD	SHISHIGINA Olga	KAZ	Kazakhstan	27 SEP 2000
SILVER	ALOZIE Glory	NGR	Nigeria	27 SEP 2000
BRONZE	MORRISON Melissa	USA	United States of America	27 SEP 2000

Women's 400m Hurdles / 400 m haies - Femmes

GOLD	PRIVALOVA Irina	RUS	Russian Federation	27 SEP 2000
SILVER	HEMMINGS Deon	JAM	Jamaica	27 SEP 2000
BRONZE	BIDOUANE Nouzha	MAR	Morocco	27 SEP 2000

Women's 4 x 100m Relay / Relais 4 x 100 m - Femmes

GOLD	FYNES Sevatheda STURRUP Chandra DAVIS-THOMPSON Pauline FERGUSON Debbie	BAH	Bahamas	30 SEP 2000
SILVER	LAWRENCE Tayna CAMPBELL Veronica McDONALD Beverly OTTEY Merlene	JAM	Jamaica	30 SEP 2000
BRONZE	GAINES Chryste EDWARDS Torri PERRY Nanceen JONES Marion	USA	United States of America	30 SEP 2000

Women's 4 x 400m Relay / Relais 4 x 400 m - Femmes

GOLD	MILES-CLARK Jearl HENNAGAN Monique JONES Marion COLANDER-RICHARDSON La Tasha	USA	United States of America	30 SEP 2000
SILVER	RICHARDS Sandie SCOTT-POMALES Catherine HEMMINGS Deon GRAHAM Lorraine	JAM	Jamaica	30 SEP 2000
BRONZE	SOTNIKOVA Yulia GONTCHARENKO Svetlana KOTLYAROVA Olga PRIVALOVA Irina	RUS	Russian Federation	30 SEP 2000



Field Events / Épreuves de sauts ou de lancers

Men's Shot Put / Lancer de poids - Hommes

GOLD	HARJU Arsi	FIN	Finland	22 SEP 2000
SILVER	NELSON Adam	USA	United States of America	22 SEP 2000
BRONZE	GODINA John	USA	United States of America	22 SEP 2000

Men's Discus Throw / Lancer de disque - Hommes

GOLD	ALEKNA Virgilijus	LTU	Lithuania	25 SEP 2000
SILVER	RIEDEL Lars	GER	Germany	25 SEP 2000
BRONZE	KRUGER Frantz	RSA	South Africa	25 SEP 2000

Men's Javelin Throw / Lancer de javelot - Hommes

GOLD	ZELEZNY Jan	CZE	Czech Republic	23 SEP 2000
SILVER	BACKLEY Steve	GBR	Great Britain	23 SEP 2000
BRONZE	MAKAROV Sergey	RUS	Russian Federation	23 SEP 2000

Men's Hammer Throw / Lancer de marteau - Hommes

GOLD	ZIOLKOWSKI Szymon	POL	Poland	24 SEP 2000
SILVER	VIZZONI Nicola	ITA	Italy	24 SEP 2000
BRONZE	ASTAPKOVICH Igor	BLR	Belarus	24 SEP 2000

Men's Long Jump / Saut en longueur - Hommes

GOLD	PEDROSO Ivan	CUB	Cuba	28 SEP 2000
SILVER	TAURIMA Jai	AUS	Australia	28 SEP 2000
BRONZE	SCHURENKO Roman	UKR	Ukraine	28 SEP 2000

Men's Triple Jump / Triple saut - Hommes

GOLD	EDWARDS Jonathan	GBR	Great Britain	25 SEP 2000
SILVER	GARCIA Yoel	CUB	Cuba	25 SEP 2000
BRONZE	KAPUSTIN Denis	RUS	Russian Federation	25 SEP 2000

Men's High Jump / Saut en hauteur - Hommes

GOLD	KLIUGIN Sergey	RUS	Russian Federation	24 SEP 2000
SILVER	SOTOMAYOR Javier	CUB	Cuba	24 SEP 2000
BRONZE	HAMMAD Abderrahmane	ALG	Algeria	24 SEP 2000

Men's Pole Vault / Saut à la perche - Hommes

GOLD	HYSONG Nick	USA	United States of America	29 SEP 2000
SILVER	JOHNSON Lawrence	USA	United States of America	29 SEP 2000
BRONZE	TARASOV Maksim	RUS	Russian Federation	29 SEP 2000

Women's Shot Put / Lancer de poids - Femmes

GOLD	KOROLCHIK Yanina	BLR	Belarus	28 SEP 2000
SILVER	PELESHENKO Larisa	RUS	Russian Federation	28 SEP 2000
BRONZE	KUMBERNUSS Astrid	GER	Germany	28 SEP 2000

Women's Discus Throw / Lancer de disque - Femmes

GOLD	ZVEREVA Ellina	BLR	Belarus	27 SEP 2000
SILVER	KELESIDOU Anastasia	GRE	Greece	27 SEP 2000
BRONZE	YATCHENKO Irina	BLR	Belarus	27 SEP 2000

Women's Javelin Throw / Lancer de javelot - Femmes

GOLD	HATTESTAD Trine	NOR	Norway	30 SEP 2000
SILVER	MANIANI-TZELILI Mirella	GRE	Greece	30 SEP 2000
BRONZE	MENENDEZ Osleidys	CUB	Cuba	30 SEP 2000



Field Events / Épreuves de sauts ou de lancers

Women's Hammer Throw / Lancer de marteau - Femmes

GOLD	SKOLIMOWSKA Kamila	POL	Poland	29 SEP 2000
SILVER	KUZENKOVA Olga	RUS	Russian Federation	29 SEP 2000
BRONZE	MUENCHOW Kirsten	GER	Germany	29 SEP 2000

Women's Long Jump / Saut en longueur - Femmes

GOLD	DRECHSLER Heike	GER	Germany	29 SEP 2000
SILVER	MAY Fiona	ITA	Italy	29 SEP 2000
BRONZE	JONES Marion	USA	United States of America	29 SEP 2000

Women's Triple Jump / Triple saut - Femmes

GOLD	MARINOVA Tereza	BUL	Bulgaria	24 SEP 2000
SILVER	LEBEDEVA Tatyana	RUS	Russian Federation	24 SEP 2000
BRONZE	HOVOROVA Olena	UKR	Ukraine	24 SEP 2000

Women's High Jump / Saut en hauteur - Femmes

GOLD	YELESINA Yelena	RUS	Russian Federation	30 SEP 2000
SILVER	CLOETE Hestrie	RSA	South Africa	30 SEP 2000
BRONZE	BERGQVIST Kajsa	SWE	Sweden	30 SEP 2000

Women's Pole Vault / Saut à la perche - Femmes

GOLD	DRAGILA Stacy	USA	United States of America	25 SEP 2000
SILVER	GRIGORIEVA Tatiana	AUS	Australia	25 SEP 2000
BRONZE	FLOSADOTTIR Vala	ISL	Iceland	25 SEP 2000

Road Events / Épreuves sur routes

Men's 20km Walk / 20 km marche - Hommes

GOLD	KORZENIOWSKI Robert	POL	Poland	22 SEP 2000
SILVER	HERNANDEZ Noe	MEX	Mexico	22 SEP 2000
BRONZE	ANDREYEV Vladimir	RUS	Russian Federation	22 SEP 2000

Men's 50km Walk / 50 km marche - Hommes

GOLD	KORZENIOWSKI Robert	POL	Poland	29 SEP 2000
SILVER	FADEJEVS Aigars	LAT	Latvia	29 SEP 2000
BRONZE	SANCHEZ Joel	MEX	Mexico	29 SEP 2000

Men's Marathon / Marathon - Hommes

GOLD	ABERA Gezahgne	ETH	Ethiopia	1 OCT 2000
SILVER	WAINAINA Eric	KEN	Kenya	1 OCT 2000
BRONZE	TOLA Tesfaye	ETH	Ethiopia	1 OCT 2000

Women's 20km Walk / 20 km marche - Femmes

GOLD	WANG Liping	CHN	People's Republic of China	28 SEP 2000
SILVER	PLAETZER Kjersti	NOR	Norway	28 SEP 2000
BRONZE	VASCO Maria	ESP	Spain	28 SEP 2000

Women's Marathon / Marathon - Femmes

GOLD	TAKAHASHI Naoko	JPN	Japan	24 SEP 2000
SILVER	SIMON Lidia	ROM	Romania	24 SEP 2000
BRONZE	CHEPCHUMBA Joyce	KEN	Kenya	24 SEP 2000

**Combined Events / Épreuves combinées****Men's Decathlon / Décathlon - Hommes**

GOLD	NOOL Erki	EST	Estonia	28 SEP 2000
SILVER	SEBRLE Roman	CZE	Czech Republic	28 SEP 2000
BRONZE	HUFFINS Chris	USA	United States of America	28 SEP 2000

Women's Heptathlon / Heptathlon - Femmes

GOLD	LEWIS Denise	GBR	Great Britain	24 SEP 2000
SILVER	PROKHOROVA Yelena	RUS	Russian Federation	24 SEP 2000
BRONZE	SAZANOVICH Natalya	BLR	Belarus	24 SEP 2000

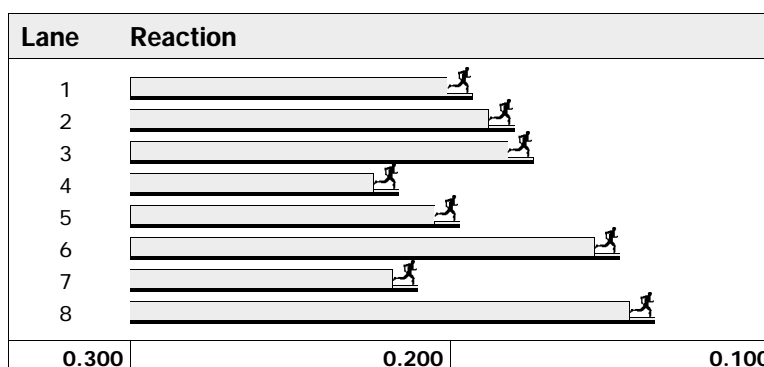
**RESULTS****RESULTATS****MEN'S 100M
FINAL
100 M - HOMMES
FINALE**SAT 23 SEP 2000
SAM 23 SEPT 2000

OLYMPIC STADIUM

WR	9.79	GREENE Maurice	USA Athens (GRE)	16/06/99
OR	9.84	BAILEY Donovan	CAN Atlanta (USA)	27/07/96

Wind: -0.3 m/s


Rank	No	Name	NOC Code	Date of Birth	Lane / Order	Reaction	Result	
1	3275	GREENE Maurice	USA	23 JUL 1974	5	0.197	9.87	
2	3154	BOLDON Ato	TRI	30 DEC 1973	8	0.136	9.99	
3	1189	THOMPSON Obadele	BAR	30 MAR 1976	4	0.216	10.04	
4	1784	CHAMBERS Dwain	GBR	5 APR 1978	3	0.174	10.08	SB
5	3269	DRUMMOND Jonathan	USA	9 SEP 1968	6	0.147	10.09	
6	1782	CAMPBELL Darren	GBR	12 SEP 1973	1	0.193	10.13	
7	3009	COLLINS Kim	SKN	5 APR 1976	7	0.210	10.17	
	1949	ZAKARI Aziz	GHA	8 JUN 1976	2	0.180 F ¹	DNF	

**LEGEND / LEGENDE**

No	Number / Numéro	SB	Season Best / Meilleure perf. sai.
WR	World Record / Record du monde	Fx	False Start / Faux départ
OR	Olympic Record / Record olympique	DNF	Did Not Finish / Abandon

ATHLETISME
Athletics
ATHLETISME
Athletics
ATHLETISME
Athletics
ATHLETISME
Athletics

The 2000 Sydney Olympic Games - 100m Men Final



Results Wind: -0.3 m/s

Rank	La	Bib Nu		Time	R_time
1.	5	3275	Greene Maurice	USA	9.87 0.197
2.	8	3154	Boldon Ato	TRI	9.99 0.136
3.	4	1189	Thompson Obadele	BAR	10.04 0.216
4.	3	1784	Chambers Dwain	GBR	10.08 0.174
5.	6	3269	Drummond Jonathan	USA	10.09 0.147
6.	1	1782	Campbell Darren	GBR	10.13 0.193
7.	7	3009	Collins Kim	SKN	10.17 0.210
	2	1949	Zakari Aziz	GHA	Not Finished 0.180

swatch+TIMING

Photo credit: © 2000 Swatch Timing Ltd.

All rights reserved

If this photo is used for any commercial purpose, layout and copy have to be submitted to any recognizable person prior to release.

The producer does not assume any responsibility.

Start: 23. 9.2000 20:22:25.674 @432
 Print: 23. 9.2000 20:26:50 @435

Scan'O'Vision Color
 Race ID: M100F100



TM © SOCOG 1996

**RESULTS****RESULTATS****MEN'S 100M
SEMIFINAL****100 M - HOMMES
DEMI-FINALE**

SAT 23 SEP 2000

SAM 23 SEPT 2000

OLYMPIC STADIUM

WR	9.79	GREENE Maurice	USA Athens (GRE)	16/06/99	QUALIFICATION : First 4 in each heat(Q)
OR	9.84	BAILEY Donovan	CAN Atlanta (USA)	27/07/96	

SEMIFINAL 1

Wind: +0.4 m/s

Rank	No	Name	NOC Code	Date of Birth	Lane / Order	Reaction	Result
1	1784	CHAMBERS Dwain	GBR	5 APR 1978	5	0.164	10.14 Q
2	1189	THOMPSON Obadele	BAR	30 MAR 1976	4	0.189	10.15 Q
3	1782	CAMPBELL Darren	GBR	12 SEP 1973	3	0.161	10.19 Q
4	3009	COLLINS Kim	SKN	5 APR 1976	6	0.184	10.20 Q
5	1943	MYLES-MILLS Leo	GHA	9 MAY 1973	7	0.220	10.25
6	3292	JOHNSON Curtis	USA	24 DEC 1973	1	0.146	10.27
7	2306	ITO Koji	JPN	29 JAN 1970	2	0.217	10.39
8	2259	FRATER Lindel	JAM	13 NOV 1977	8	0.203	10.46

SEMIFINAL 2

Wind: +0.2 m/s

Rank	No	Name	NOC Code	Date of Birth	Lane / Order	Reaction	Result
1	3275	GREENE Maurice	USA	23 JUL 1974	5	0.227	10.06 Q
2	3269	DRUMMOND Jonathan	USA	9 SEP 1968	3	0.137	10.10 Q
3	3154	BOLDON Ato	TRI	30 DEC 1973	4	0.212	10.13 Q
4	1949	ZAKARI Aziz	GHA	8 JUN 1976	1	0.236 F ¹	10.16 Q
5	1088	SHIRVINGTON Matt	AUS	25 OCT 1978	6	0.166	10.26
6	2627	DEJI Aliu	NGR	2 NOV 1975	8	0.253	10.32
7	2629	EMMANUEL Sunday	NGR	8 OCT 1978	7	0.163	10.45
8	1329	SURIN Bruny	CAN	12 JUL 1967	2	0.151	50.94

Cloudy

Humidity : 69%

Air Temp.: 20°C/ 68°F

Wind : 18 km/h E

LEGEND / LEGENDE

No	Number / Numéro	Q	Qualified by Right / Qualifié direct
WR	World Record / Record du monde	Fx	False Start / Faux départ
OR	Olympic Record / Record olympique		

**RESULTS SUMMARY****RECAPITULATIF DES RESULTATS****MEN'S 100M
SEMIFINAL****100 M - HOMMES
DEMI-FINALE**

OLYMPIC STADIUM

SAT 23 SEP 2000

SAM 23 SEPT 2000

WR	9.79	GREENE Maurice	USA Athens (GRE)	16/06/99	QUALIFICATION : First 4 in each heat(Q)
OR	9.84	BAILEY Donovan	CAN Atlanta (USA)	27/07/96	

Rank	No	Name	NOC Code	Heat	Lane / Order	Pos	Wind	Time	
1	3275	GREENE Maurice	USA	2	5	1	+0.2	10.06	Q
2	3269	DRUMMOND Jonathan	USA	2	3	2	+0.2	10.10	Q
3	3154	BOLDON Ato	TRI	2	4	3	+0.2	10.13	Q
4	1784	CHAMBERS Dwain	GBR	1	5	1	+0.4	10.14	Q
5	1189	THOMPSON Obadele	BAR	1	4	2	+0.4	10.15	Q
6	1949	ZAKARI Aziz	GHA	2	1	4	+0.2	10.16	Q
7	1782	CAMPBELL Darren	GBR	1	3	3	+0.4	10.19	Q
8	3009	COLLINS Kim	SKN	1	6	4	+0.4	10.20	Q
9	1943	MYLES-MILLS Leo	GHA	1	7	5	+0.4	10.25	
10	1088	SHIRVINGTON Matt	AUS	2	6	5	+0.2	10.26	
11	3292	JOHNSON Curtis	USA	1	1	6	+0.4	10.27	
12	2627	DEJI Aliu	NGR	2	8	6	+0.2	10.32	
13	2306	ITO Koji	JPN	1	2	7	+0.4	10.39	
14	2629	EMMANUEL Sunday	NGR	2	7	7	+0.2	10.45	
15	2259	FRATER Lindel	JAM	1	8	8	+0.4	10.46	
16	1329	SURIN Bruny	CAN	2	2	8	+0.2	50.94	

LEGEND / LEGENDE

WR	World Record / Record du monde	Pos	Position / Posicion
OR	Olympic Record / Record olympique	Q	Qualified by Right / Qaulifié direct
No	Number / Numéro		

**RESULTS****RESULTATS****MEN'S 100M
ROUND 2****100 M - HOMMES
2E TOUR**FRI 22 SEP 2000
VEN 22 SEPT 2000

OLYMPIC STADIUM

WR	9.79	GREENE Maurice	USA Athens (GRE)	16/06/99	QUALIFICATION : First 3 in each heat(Q) and 1 fastest(q)
OR	9.84	BAILEY Donovan	CAN Atlanta (USA)	27/07/96	

HEAT 1

Wind: -1.7 m/s

Rank	No	Name	NOC Code	Date of Birth	Lane / Order	Reaction	Result
1	3275	GREENE Maurice	USA	23 JUL 1974	4	0.182	10.10 Q
2	1943	MYLES-MILLS Leo	GHA	9 MAY 1973	2	0.145	10.23 Q
3	2629	EMMANUEL Sunday	NGR	8 OCT 1978	5	0.165	10.36 Q
4	2717	NOWAK Marcin	POL	2 AUG 1977	6	0.186	10.37
5	2469	COOPER Sayon	LBR	24 APR 1974	8	0.147	10.37
6	1396	MEITE Ibrahim	CIV	28 NOV 1976	1	0.191	10.40
7	1407	BENGONO II Serge	CMR	3 AUG 1977	3	0.222	10.46
8	2308	KAWABATA Shingo	JPN	15 MAY 1978	7	0.184	10.60

HEAT 2

Wind: +0.3 m/s

Rank	No	Name	NOC Code	Date of Birth	Lane / Order	Reaction	Result
1	3154	BOLDON Ato	TRI	30 DEC 1973	3	0.155	10.11 Q
2	3009	COLLINS Kim	SKN	5 APR 1976	4	0.222	10.19 Q
3	1329	SURIN Bruny	CAN	12 JUL 1967	2	0.130	10.20 Q
4	1793	GARDENER Jason	GBR	18 SEP 1975	5	0.177	10.27
5	2271	WILLIAMS Christopher	JAM	15 MAR 1972	6	0.187	10.30
6	1476	MAYOLA Freddy	CUB	1 NOV 1977	8	0.144	10.35
7	2704	BALCERZAK Piotr	POL	25 JUN 1975	1	0.152	10.38
8	1146	LACHKOVICS Martin	AUT	25 JAN 1975	9	0.189	10.44
9	1406	BATANGDON Joseph	CMR	29 JUL 1978	7	0.231	10.52

HEAT 3

Wind: +0.8 m/s

Rank	No	Name	NOC Code	Date of Birth	Lane / Order	Reaction	Result
1	1189	THOMPSON Obadele	BAR	30 MAR 1976	3	0.187	10.04 Q
2	1088	SHIRVINGTON Matt	AUS	25 OCT 1978	5	0.142	10.13 Q
3	1949	ZAKARI Aziz	GHA	8 JUN 1976	6	0.193	10.22 Q
4	2259	FRATER Lindel	JAM	13 NOV 1977	2	0.185	10.23 q
5	1264	LIMA Vicente	BRA	4 JUN 1977	4	0.191	10.28
6	1736	PATROS David	FRA	11 SEP 1977	7	0.241	10.33
7	3210	RURAK Kostyantyn	UKR	9 APR 1974	8	0.191 F ²	10.38
8	1311	BAILEY Donovan	CAN	16 DEC 1967	1	0.216 F ¹	11.36

LEGEND / LEGENDE

No	Number / Numéro	Q	Qualified by Right / Qualifié direct
WR	World Record / Record du monde	q	Qualified / Qualifié
OR	Olympic Record / Record olympique	Fx	False Start / Faux départ

**RESULTS****RESULTATS****MEN'S 100M
ROUND 2****100 M - HOMMES
2E TOUR**FRI 22 SEP 2000
VEN 22 SEPT 2000

OLYMPIC STADIUM

WR	9.79	GREENE Maurice	USA Athens (GRE)	16/06/99	QUALIFICATION : First 3 in each heat(Q) and 1 fastest(q)
OR	9.84	BAILEY Donovan	CAN Atlanta (USA)	27/07/96	

HEAT 4

Wind: +0.8 m/s

Rank	No	Name	NOC Code	Date of Birth	Lane / Order	Reaction	Result
1	1784	CHAMBERS Dwain	GBR	5 APR 1978	4	0.150	10.12 Q
2	3269	DRUMMOND Jonathan	USA	9 SEP 1968	5	0.145	10.15 Q
3	2306	ITO Koji	JPN	29 JAN 1970	1	0.221	10.25 Q SB
4	2591	BUKLAND Stephane	MRI	12 JAN 1977	6	0.150	10.26
5	1770	BOUSSOMBO Antoine	GAB	18 MAY 1968	3	0.190	10.27
6	2216	TILLI Stefano	ITA	22 AUG 1962	7	0.162	10.27
7	2850	QUINN Mathew	RSA	17 APR 1976	2	0.157	10.27
8	2261	JARRETT Patrick	JAM	2 OCT 1972	8	0.184 F ¹	16.40

HEAT 5

Wind: +0.2 m/s

Rank	No	Name	NOC Code	Date of Birth	Lane / Order	Reaction	Result
1	1782	CAMPBELL Darren	GBR	12 SEP 1973	5	0.229	10.21 Q
2	3292	JOHNSON Curtis	USA	24 DEC 1973	3	0.142	10.24 Q
3	2627	DEJI Aliu	NGR	2 NOV 1975	4	0.181 F ²	10.29 Q
4	1985	THEODORIDIS Georgios	GRE	12 DEC 1972	7	0.144	10.29
5	1072	JOHNSON Patrick	AUS	26 SEP 1972	6	0.236 F ¹	10.44
6	1272	SOUSA Claudio	BRA	14 OCT 1973	1	0.182	10.47
7	1505	MARCOULLIDES Anninos	CYP	8 FEB 1971	8	0.183	10.48
8	1590	JOSE Venancio	ESP	19 APR 1976	2	0.189	10.53

LEGEND / LEGENDE

No	Number / Numéro	Q	Qualified by Right / Qualifié direct	SB	Season Best / Meilleure perf. sai.
WR	World Record / Record du monde	q	Qualified / Qualifié		
OR	Olympic Record / Record olympique	Fx	False Start / Faux départ		

ATHLETISME
Athletics
ATHLETISME
Athletics
ATHLETISME
Athletics
ATHLETISME
Athletics

**RESULTS SUMMARY****RECAPITULATIF DES RESULTATS****MEN'S 100M
ROUND 2****100 M - HOMMES
2E TOUR**FRI 22 SEP 2000
VEN 22 SEPT 2000

OLYMPIC STADIUM

WR	9.79	GREENE Maurice	USA Athens (GRE)	16/06/99	QUALIFICATION : First 3 in each heat(Q) and 1 fastest(q)
OR	9.84	BAILEY Donovan	CAN Atlanta (USA)	27/07/96	

Rank	No	Name	NOC Code	Heat	Lane / Order	Pos	Wind	Time	
1	1189	THOMPSON Obadele	BAR	3	3	1	+0.8	10.04	Q
2	3275	GREENE Maurice	USA	1	4	1	-1.7	10.10	Q
3	3154	BOLDON Ato	TRI	2	3	1	+0.3	10.11	Q
4	1784	CHAMBERS Dwain	GBR	4	4	1	+0.8	10.12	Q
5	1088	SHIRVINGTON Matt	AUS	3	5	2	+0.8	10.13	Q
6	3269	DRUMMOND Jonathan	USA	4	5	2	+0.8	10.15	Q
7	3009	COLLINS Kim	SKN	2	4	2	+0.3	10.19	Q
8	1329	SURIN Bruny	CAN	2	2	3	+0.3	10.20	Q
9	1782	CAMPBELL Darren	GBR	5	5	1	+0.2	10.21	Q
10	1949	ZAKARI Aziz	GHA	3	6	3	+0.8	10.22	Q
11	1943	MYLES-MILLS Leo	GHA	1	2	2	-1.7	10.23	Q
	2259	FRATER Lindel	JAM	3	2	4	+0.8	10.23	q
13	3292	JOHNSON Curtis	USA	5	3	2	+0.2	10.24	Q
14	2306	ITO Koji	JPN	4	1	3	+0.8	10.25	Q SB
15	2591	BUKLAND Stephane	MRI	4	6	4	+0.8	10.26	
16	1770	BOUSSOMBO Antoine	GAB	4	3	5	+0.8	10.27	
	1793	GARDENER Jason	GBR	2	5	4	+0.3	10.27	
	2850	QUINN Mathew	RSA	4	2	7	+0.8	10.27	
	2216	TILLI Stefano	ITA	4	7	6	+0.8	10.27	
20	1264	LIMA Vicente	BRA	3	4	5	+0.8	10.28	
21	2627	DEJI Aliu	NGR	5	4	3	+0.2	10.29	Q
	1985	THEODORIDIS Georgios	GRE	5	7	4	+0.2	10.29	
23	2271	WILLIAMS Christopher	JAM	2	6	5	+0.3	10.30	
24	1736	PATROS David	FRA	3	7	6	+0.8	10.33	
25	1476	MAYOLA Freddy	CUB	2	8	6	+0.3	10.35	
26	2629	EMMANUEL Sunday	NGR	1	5	3	-1.7	10.36	Q
27	2469	COOPER Sayon	LBR	1	8	5	-1.7	10.37	
	2717	NOWAK Marcin	POL	1	6	4	-1.7	10.37	
29	2704	BALCERZAK Piotr	POL	2	1	7	+0.3	10.38	
	3210	RURAK Kostyantyn	UKR	3	8	7	+0.8	10.38	
31	1396	MEITE Ibrahim	CIV	1	1	6	-1.7	10.40	
32	1072	JOHNSON Patrick	AUS	5	6	5	+0.2	10.44	
	1146	LACHKOVICS Martin	AUT	2	9	8	+0.3	10.44	
34	1407	BENGONO II Serge	CMR	1	3	7	-1.7	10.46	
35	1272	SOUSA Claudio	BRA	5	1	6	+0.2	10.47	
36	1505	MARCOULLIDES Anninos	CYP	5	8	7	+0.2	10.48	

LEGEND / LEGENDE

WR	World Record / Record du monde	Pos	Position / Posicion	SB	Season Best / Meilleure perf. sai.
OR	Olympic Record / Record olympique	Q	Qualified by Right / Qaulifié direct		
No	Number / Numéro	q	Qualified / Qualifié		

**RESULTS SUMMARY****RECAPITULATIF DES RESULTATS****MEN'S 100M
ROUND 2****100 M - HOMMES
2E TOUR**FRI 22 SEP 2000
VEN 22 SEPT 2000

OLYMPIC STADIUM

WR	9.79	GREENE Maurice	USA Athens (GRE)	16/06/99	QUALIFICATION : First 3 in each heat(Q) and 1 fastest(q)
OR	9.84	BAILEY Donovan	CAN Atlanta (USA)	27/07/96	

Rank	No	Name	NOC Code	Heat	Lane / Order	Pos	Wind	Time
37	1406	BATANGDON Joseph	CMR	2	7	9	+0.3	10.52
38	1590	JOSE Venancio	ESP	5	2	8	+0.2	10.53
39	2308	KAWABATA Shingo	JPN	1	7	8	-1.7	10.60
40	1311	BAILEY Donovan	CAN	3	1	8	+0.8	11.36
41	2261	JARRETT Patrick	JAM	4	8	8	+0.8	16.40

ATHLETISME

Athletics

ATHLETISME

Athletics

ATHLETISME

Athletics

ATHLETISME

Athletics

LEGEND / LEGENDE

WR	World Record / Record du monde	Pos	Position / Posicion	SB	Season Best / Meilleure perf. sai.
OR	Olympic Record / Record olympique	Q	Qualified by Right / Qaulifié direct		
No	Number / Numéro	q	Qualified / Qualifié		

**RESULTS****RESULTATS****MEN'S 100M
ROUND 1****100 M - HOMMES
1ER TOUR**FRI 22 SEP 2000
VEN 22 SEPT 2000

OLYMPIC STADIUM

WR	9.79	GREENE Maurice	USA Athens (GRE)	16/06/99	QUALIFICATION : First 3 in each heat(Q) and 7 fastest(q)
OR	9.84	BAILEY Donovan	CAN Atlanta (USA)	27/07/96	

HEAT 1

Wind: -0.6 m/s

Rank	No	Name	NOC Code	Date of Birth	Lane / Order	Reaction	Result
1	1949	ZAKARI Aziz	GHA	8 JUN 1976	9	0.317	10.31 Q
2	1072	JOHNSON Patrick	AUS	26 SEP 1972	3	0.152	10.31 Q
3	1590	JOSE Venancio	ESP	19 APR 1976	8	0.169	10.36 Q
4	1146	LACHKOVICS Martin	AUT	25 JAN 1975	5	0.150	10.41 q
5	1324	MACROZONARIS Nicolas	CAN	22 AUG 1980	6	0.189	10.45
6	2430	AL SAFFAR Jamal A	KSA	24 OCT 1971	2	0.165	10.75
7	3418	LUONG Tich Thien	VIE	24 JAN 1976	7	0.245	10.85
8	1772	GAI Pa Modou	GAM	15 OCT 1977	1	0.173	11.03
9	2585	BONELLO Mario	MLT	28 JAN 1974	4	0.157	11.06

HEAT 2

Wind: -0.6 m/s

Rank	No	Name	NOC Code	Date of Birth	Lane / Order	Reaction	Result
1	2717	NOWAK Marcin	POL	2 AUG 1977	9	0.164	10.27 Q
2	2629	EMMANUEL Sunday	NGR	8 OCT 1978	3	0.152	10.31 Q
3	1476	MAYOLA Freddy	CUB	1 NOV 1977	5	0.155 F ²	10.33 Q
4	2469	COOPER Sayon	LBR	24 APR 1974	6	0.168	10.33 q
5	1736	PATROS David	FRA	11 SEP 1977	4	0.258 F ¹	10.38 q
6	2033	CHIANG Wai Hung	HKG	15 APR 1976	2	0.200	10.64
7	1158	GASIMOV Teymur	AZE	14 OCT 1973	1	0.227	10.97
8	1280	ASLI Haseri	BRU	9 MAR 1974	7	0.259	11.11
9	2449	VONGPHAKDY Sisomphone	LAO	5 DEC 1977	8	0.221	11.47

HEAT 3

Wind: +0.4 m/s

Rank	No	Name	NOC Code	Date of Birth	Lane / Order	Reaction	Result
1	3292	JOHNSON Curtis	USA	24 DEC 1973	1	0.194	10.30 Q
2	1264	LIMA Vicente	BRA	4 JUN 1977	9	0.159	10.31 Q
3	1985	THEODORIDIS Georgios	GRE	12 DEC 1972	2	0.169	10.34 Q
4	1329	SURIN Bruny	CAN	12 JUL 1967	6	0.198	10.41 q
5	1171	WELLS Renward	BAH	23 FEB 1970	8	0.252	10.47
6	1457	VOJNOVIC Dejan	CRO	23 MAR 1975	5	0.139	10.50 SB
7	1687	HARTONEN Tommi	FIN	12 MAY 1977	4	0.235	10.53

LEGEND / LEGENDE

No	Number / Numéro	Q	Qualified by Right / Qualifié direct	SB	Season Best / Meilleure perf. sai.
WR	World Record / Record du monde	q	Qualified / Qualifié		
OR	Olympic Record / Record olympique	Fx	False Start / Faux départ		

CORRECTED RESULTSATHLETISME
Athletics
ATHLETISME
Athletics
ATHLETISME
Athletics
ATHLETISME
Athletics

**RESULTS****RESULTATS****MEN'S 100M
ROUND 1****100 M - HOMMES
1ER TOUR**FRI 22 SEP 2000
VEN 22 SEPT 2000

OLYMPIC STADIUM

WR	9.79	GREENE Maurice	USA Athens (GRE)	16/06/99	QUALIFICATION : First 3 in each heat(Q) and 7 fastest(q)
OR	9.84	BAILEY Donovan	CAN Atlanta (USA)	27/07/96	

HEAT 3

Wind: +0.4 m/s

Rank	No	Name	NOC Code	Date of Birth	Lane / Order	Reaction	Result
8	2633	OGUNKOYA Seun	NGR	28 DEC 1977	3	0.193	10.72
	1851	ARLETE Fernando	GBS	5 AUG 1979	7	0.197	DNF

HEAT 4

Wind: -0.5 m/s

Rank	No	Name	NOC Code	Date of Birth	Lane / Order	Reaction	Result
1	1189	THOMPSON Obadele	BAR	30 MAR 1976	2	0.239	10.23 Q
2	2627	DEJI Aliu	NGR	2 NOV 1975	5	0.214	10.35 Q
3	2308	KAWABATA Shingo	JPN	15 MAY 1978	7	0.169	10.39 Q
4	2216	TILLI Stefano	ITA	22 AUG 1962	6	0.209	10.40 q
5	1265	OLIVEIRA Raphael	BRA	5 FEB 1979	8	0.179	10.44
6	2122	BRIZZELL Paul	IRL	3 OCT 1976	4	0.205	10.62
7	1289	YANKOV Petko	BUL	6 OCT 1977	3	0.227	10.63
8	2700	ADOLF Christopher	PLW	16 APR 1976	9	0.147	11.01 NR
9	3123	KOULA Toluta'u	TGA	6 JUL 1970	1	0.215	11.01

HEAT 5

Wind: -0.5 m/s

Rank	No	Name	NOC Code	Date of Birth	Lane / Order	Reaction	Result
1	1782	CAMPBELL Darren	GBR	12 SEP 1973	1	0.224	10.28 Q
2	1407	BENGONO II Serge	CMR	3 AUG 1977	7	0.200	10.35 Q
3	2704	BALCERZAK Piotr	POL	25 JUN 1975	5	0.146	10.42 Q
4	2173	KAFRI Tommy	ISR	3 OCT 1976	9	0.207	10.43
5	1945	NSIAH Christian	GHA	25 DEC 1975	2	0.154	10.44
6	2215	SCUDERI Francesco	ITA	4 OCT 1977	3	0.152	10.50
7	1304	SANOU Idrissa	BUR	12 JUN 1977	4	0.234	10.60
8	2583	SIMPARA Youssouf	MLI	30 JUN 1979	8	0.218	10.82
	2478	PROMESSE Ronald	LCA	31 AUG 1974	6	0.272	DNF

LEGEND / LEGENDE

No	Number / Numéro	Q	Qualified by Right / Qualifié direct	SB	Season Best / Meilleure perf. sai.
WR	World Record / Record du monde	q	Qualified / Qualifié	DNF	Did Not Finish / Abandon
OR	Olympic Record / Record olympique	Fx	False Start / Faux départ	NR	National Record / Record national

CORRECTED RESULTSATHLETISME
Athletics
ATHLETISME
Athletics
ATHLETISME
Athletics
ATHLETISME
Athletics

**RESULTS****RESULTATS****MEN'S 100M
ROUND 1****100 M - HOMMES
1ER TOUR**FRI 22 SEP 2000
VEN 22 SEPT 2000

OLYMPIC STADIUM

WR	9.79	GREENE Maurice	USA Athens (GRE)	16/06/99	QUALIFICATION : First 3 in each heat(Q) and 7 fastest(q)
OR	9.84	BAILEY Donovan	CAN Atlanta (USA)	27/07/96	

HEAT 6

Wind: +0.2 m/s

Rank	No	Name	NOC Code	Date of Birth	Lane / Order	Reaction	Result
1	3275	GREENE Maurice	USA	23 JUL 1974	3	0.195	10.31 Q
2	3009	COLLINS Kim	SKN	5 APR 1976	5	0.240	10.39 Q
3	1406	BATANGDON Joseph	CMR	29 JUL 1978	8	0.192	10.45 Q
4	2192	COLOMBO Andrea	ITA	14 FEB 1974	9	0.264	10.52
5	2538	NYAMBEK Watson	MAS	27 FEB 1976	7	0.175	10.61
6	2083	MURAY John Herman	INA	6 JUN 1978	4	0.180	10.68
7	1424	TEITI Teina	COK	2 APR 1983	2	0.170	11.22
	2674	DETENAMO Cherico	NRU	4 FEB 1978	1		DNS
	1978	PAVLAKAKIS Angelos	GRE	7 NOV 1976	6		DNS

HEAT 7

Wind: +0.3 m/s

Rank	No	Name	NOC Code	Date of Birth	Lane / Order	Reaction	Result
1	2591	BUKLAND Stephane	MRI	12 JAN 1977	2	0.218	10.35 Q
2	1784	CHAMBERS Dwain	GBR	5 APR 1978	1	0.171	10.38 Q
3	1311	BAILEY Donovan	CAN	16 DEC 1967	6	0.235 F ¹	10.39 Q
4	1860	BLUME Marc	GER	28 DEC 1973	7	0.208	10.42
5	1097	di BELLA Paul	AUS	12 FEB 1977	9	0.231	10.52
6	1561	SERPAS Edgardo Antonio	ESA	25 JAN 1973	4	0.168	10.63
7	1438	DJAFFAR Hadhari Saindou	COM	17 NOV 1978	3	0.250	10.68
8	1049	NAKANELUA Kelsey	ASA	22 DEC 1966	5	0.245	10.93 NR
9	2505	RANDRIAMAMITIANA Jean	MAD	19 JUN 1973	8	0.210	12.50

HEAT 8

Wind: +1.9 m/s

Rank	No	Name	NOC Code	Date of Birth	Lane / Order	Reaction	Result
1	3154	BOLDON Ato	TRI	30 DEC 1973	9	0.170	10.04 Q
2	1770	BOUSSOMBO Antoine	GAB	18 MAY 1968	1	0.177 F ²	10.13 Q = NR
3	1943	MYLES-MILLS Leo	GHA	9 MAY 1973	2	0.193	10.15 Q SB
4	1396	MEITE Ibrahim	CIV	28 NOV 1976	3	0.191	10.24 q PB
5	1272	SOUSA Claudio	BRA	14 OCT 1973	6	0.222	10.31 q
6	1505	MARCOULLIDES Anninos	CYP	8 FEB 1971	8	0.278 F ¹	10.32 q SB
7	2084	RAUBABA Yanes	INA	24 APR 1971	5	0.247	10.54

LEGEND / LEGENDE

No Number / Numéro	Q Qualified by Right / Qualifié direct	SB Season Best / Meilleure perf. sai.	DNS Did Not Start / Non partant
WR World Record / Record du monde	q Qualified / Qualifié	DNF Did Not Finish / Abandon	=NR Equal National Rec. / Record nat. égalé
OR Olympic Record / Record olympique	Fx False Start / Faux départ	NR National Record / Record national	PB Personal Best / Record personnel

CORRECTED RESULTS

**RESULTS****RESULTATS****MEN'S 100M
ROUND 1****100 M - HOMMES
1ER TOUR**FRI 22 SEP 2000
VEN 22 SEPT 2000

OLYMPIC STADIUM

WR	9.79	GREENE Maurice	USA Athens (GRE)	16/06/99	QUALIFICATION : First 3 in each heat(Q) and 7 fastest(q)
OR	9.84	BAILEY Donovan	CAN Atlanta (USA)	27/07/96	

HEAT 8

Wind: +1.9 m/s

Rank	No	Name	NOC Code	Date of Birth	Lane / Order	Reaction	Result	
8	1003	LULI Olthion	ALB	18 AUG 1969	4	0.235	11.08	
9	2655	ALI Mamane S Ani	NIG	14 DEC 1968	7	0.219	11.25	SB

HEAT 9

Wind: -1.0 m/s

Rank	No	Name	NOC Code	Date of Birth	Lane / Order	Reaction	Result	
1	3269	DRUMMOND Jonathan	USA	9 SEP 1968	5	0.198	10.20	Q
2	1088	SHIRVINGTON Matt	AUS	25 OCT 1978	9	0.241	10.35	Q
3	2261	JARRETT Patrick	JAM	2 OCT 1972	7	0.146	10.41	Q
4	3196	DOVGAL Anatoliy	UKR	29 JAN 1976	2	0.174	10.48	
5	2019	MENESES GONZALEZ Oscar	GUA	12 MAY 1977	8	0.212	10.54	
6	2312	KOJIMA Shigeyuki	JPN	25 SEP 1979	1	0.217	10.59	
7	1001	DOUGLAS Caimin	AHO	11 MAY 1977	6	0.259	10.69	
8	3410	KEPSIN Abraham	VAN	10 FEB 1980	3	0.172	11.12	PB
9	2024	GARCIA Philam	GUM	2 MAY 1980	4	0.220	11.21	

HEAT 10

Wind: -0.7 m/s

Rank	No	Name	NOC Code	Date of Birth	Lane / Order	Reaction	Result	
1	1793	GARDENER Jason	GBR	18 SEP 1975	1	0.188	10.38	Q
2	2259	FRATER Lindel	JAM	13 NOV 1977	3	0.154	10.45	Q
3	3210	RURAK Kostyantyn	UKR	9 APR 1974	5	0.224	10.48	Q
4	2606	VRIES Sherwin	NAM	22 MAR 1980	4	0.165	10.53	
5	3152	ALEXANDER Niconner	TRI	4 FEB 1977	2	0.149	10.56	
6	2868	BYCHKOV Sergey	RUS	1 SEP 1975	9	0.183	10.68	
7	1853	RUSIDZE Ruslan	GEO	10 OCT 1973	8	0.166	10.70	
8	3012	KAMARA Alpha B	SLE	19 SEP 1978	7	0.162	10.74	
9	2346	MEDVEDEV Vitaliy	KAZ	6 JAN 1977	6	0.209	10.75	

LEGEND / LEGENDE

No Number / Numéro	Q Qualified by Right / Qualifié direct	SB Season Best / Meilleure perf. sai.	DNS Did Not Start / Non partant
WR World Record / Record du monde	q Qualified / Qualifié	DNF Did Not Finish / Abandon	=NR Equal National Rec. / Record nat. égale
OR Olympic Record / Record olympique	Fx False Start / Faux départ	NR National Record / Record national	PB Personal Best / Record personnel

CORRECTED RESULTS

**RESULTS****RESULTATS****MEN'S 100M
ROUND 1****100 M - HOMMES
1ER TOUR**FRI 22 SEP 2000
VEN 22 SEPT 2000

OLYMPIC STADIUM

WR	9.79	GREENE Maurice	USA Athens (GRE)	16/06/99	QUALIFICATION : First 3 in each heat(Q) and 7 fastest(q)
OR	9.84	BAILEY Donovan	CAN Atlanta (USA)	27/07/96	

HEAT 11

Wind: -1.2 m/s

Rank	No	Name	NOC Code	Date of Birth	Lane / Order	Reaction	Result
1	2271	WILLIAMS Christopher	JAM	15 MAR 1972	3	0.186	10.35 Q
2	2850	QUINN Mathew	RSA	17 APR 1976	5	0.170	10.44 Q
3	2306	ITO Koji	JPN	29 JAN 1970	7	0.234	10.45 Q
4	3250	VIERA Heber	URU	29 APR 1979	6	0.246	10.54
5	1038	SIMON Gabriel	ARG	25 OCT 1974	4	0.166	10.56
6	2085	SUSANTO Erwin Heru	INA	24 JUN 1974	8	0.164	10.87
7	1358	SEBERGUE Moumi	CHA	7 DEC 1977	1	0.249	11.00
8	3081	DONGO Guillermo	SUR	8 MAR 1982	9	0.197	11.10
9	3007	NELSON Lucas	SEY	30 JUN 1979	2	0.218	11.15

ATHLETISME

Athletics

ATHLETISME

Athletics

ATHLETISME

Athletics

ATHLETISME

Athletics

LEGEND / LEGENDE

No Number / Numéro	Q Qualified by Right / Qualifié direct	SB Season Best / Meilleure perf. sai.	DNS Did Not Start / Non partant
WR World Record / Record du monde	q Qualified / Qualifié	DNF Did Not Finish / Abandon	=NR Equal National Rec. / Record nat. égalé
OR Olympic Record / Record olympique	FX False Start / Faux départ	NR National Record / Record national	PB Personal Best / Record personnel

CORRECTED RESULTS

**RESULTS SUMMARY****RECAPITULATIF DES RESULTATS****MEN'S 100M
ROUND 1****100 M - HOMMES
1ER TOUR**FRI 22 SEP 2000
VEN 22 SEPT 2000

OLYMPIC STADIUM

WR	9.79	GREENE Maurice	USA Athens (GRE)	16/06/99	QUALIFICATION : First 3 in each heat(Q) and 7 fastest(q)
OR	9.84	BAILEY Donovan	CAN Atlanta (USA)	27/07/96	

Rank	No	Name	NOC Code	Heat	Lane / Order	Pos	Wind	Time		
1	3154	BOLDON Ato	TRI	8	9	1	+1.9	10.04	Q	
2	1770	BOUSSOMBO Antoine	GAB	8	1	2	+1.9	10.13	Q	= NR
3	1943	MYLES-MILLS Leo	GHA	8	2	3	+1.9	10.15	Q	SB
4	3269	DRUMMOND Jonathan	USA	9	5	1	-1.0	10.20	Q	
5	1189	THOMPSON Obadele	BAR	4	2	1	-0.5	10.23	Q	
6	1396	MEITE Ibrahim	CIV	8	3	4	+1.9	10.24	q	PB
7	2717	NOWAK Marcin	POL	2	9	1	-0.6	10.27	Q	
8	1782	CAMPBELL Darren	GBR	5	1	1	-0.5	10.28	Q	
9	3292	JOHNSON Curtis	USA	3	1	1	+0.4	10.30	Q	
10	2629	EMMANUEL Sunday	NGR	2	3	2	-0.6	10.31	Q	
	3275	GREENE Maurice	USA	6	3	1	+0.2	10.31	Q	
	1072	JOHNSON Patrick	AUS	1	3	2	-0.6	10.31	Q	
	1264	LIMA Vicente	BRA	3	9	2	+0.4	10.31	Q	
	1949	ZAKARI Aziz	GHA	1	9	1	-0.6	10.31	Q	
	1272	SOUSA Claudio	BRA	8	6	5	+1.9	10.31	q	
16	1505	MARCOULLIDES Anninos	CYP	8	8	6	+1.9	10.32	q	SB
17	1476	MAYOLA Freddy	CUB	2	5	3	-0.6	10.33	Q	
	2469	COOPER Sayon	LBR	2	6	4	-0.6	10.33	q	
19	1985	THEODORIDIS Georgios	GRE	3	2	3	+0.4	10.34	Q	
20	1407	BENGONO II Serge	CMR	5	7	2	-0.5	10.35	Q	
	2591	BUKLAND Stephane	MRI	7	2	1	+0.3	10.35	Q	
	2627	DEJI Aliu	NGR	4	5	2	-0.5	10.35	Q	
	1088	SHIRVINGTON Matt	AUS	9	9	2	-1.0	10.35	Q	
	2271	WILLIAMS Christopher	JAM	11	3	1	-1.2	10.35	Q	
25	1590	JOSE Venancio	ESP	1	8	3	-0.6	10.36	Q	
26	1784	CHAMBERS Dwain	GBR	7	1	2	+0.3	10.38	Q	
	1793	GARDENER Jason	GBR	10	1	1	-0.7	10.38	Q	
	1736	PATROS David	FRA	2	4	5	-0.6	10.38	q	
29	1311	BAILEY Donovan	CAN	7	6	3	+0.3	10.39	Q	
	3009	COLLINS Kim	SKN	6	5	2	+0.2	10.39	Q	
	2308	KAWABATA Shingo	JPN	4	7	3	-0.5	10.39	Q	
32	2216	TILLI Stefano	ITA	4	6	4	-0.5	10.40	q	
33	2261	JARRETT Patrick	JAM	9	7	3	-1.0	10.41	Q	
	1146	LACHKOVICS Martin	AUT	1	5	4	-0.6	10.41	q	
	1329	SURIN Bruny	CAN	3	6	4	+0.4	10.41	q	
36	2704	BALCERZAK Piotr	POL	5	5	3	-0.5	10.42	Q	

LEGEND / LEGENDE

WR	World Record / Record du monde	Pos	Position / Posicion	SB	Season Best / Meilleure perf. sai.
OR	Olympic Record / Record olympique	Q	Qualified by Right / Qualifié direct	q	Qualified / Qualifié
No	Number / Numéro	=NR	Equal National Rec. / Record nat. égalé	PB	Personal Best / Record personnel

CORRECTED RESULTS

**RESULTS SUMMARY****RECAPITULATIF DES RESULTATS****MEN'S 100M
ROUND 1
100 M - HOMMES
1ER TOUR**FRI 22 SEP 2000
VEN 22 SEPT 2000

OLYMPIC STADIUM

WR	9.79	GREENE Maurice	USA Athens (GRE)	16/06/99	QUALIFICATION : First 3 in each heat(Q) and 7 fastest(q)
OR	9.84	BAILEY Donovan	CAN Atlanta (USA)	27/07/96	

Rank	No	Name	NOC Code	Heat	Lane / Order	Pos	Wind	Time	
36	1860	BLUME Marc	GER	7	7	4	+0.3	10.42	
38	2173	KAFRI Tommy	ISR	5	9	4	-0.5	10.43	
39	2850	QUINN Mathew	RSA	11	5	2	-1.2	10.44	Q
	1945	NSIAH Christian	GHA	5	2	5	-0.5	10.44	
	1265	OLIVEIRA Raphael	BRA	4	8	5	-0.5	10.44	
42	1406	BATANGDON Joseph	CMR	6	8	3	+0.2	10.45	Q
	2259	FRATER Lindel	JAM	10	3	2	-0.7	10.45	Q
	2306	ITO Koji	JPN	11	7	3	-1.2	10.45	Q
	1324	MACROZONARIS Nicolas	CAN	1	6	5	-0.6	10.45	
46	1171	WELLS Renward	BAH	3	8	5	+0.4	10.47	
47	3210	RURAK Kostyantyn	UKR	10	5	3	-0.7	10.48	Q
	3196	DOVGAL Anatoliy	UKR	9	2	4	-1.0	10.48	
49	2215	SCUDERI Francesco	ITA	5	3	6	-0.5	10.50	
	1457	VOJNOVIC Dejan	CRO	3	5	6	+0.4	10.50	SB
51	2192	COLOMBO Andrea	ITA	6	9	4	+0.2	10.52	
	1097	di BELLA Paul	AUS	7	9	5	+0.3	10.52	
53	1687	HARTONEN Tommi	FIN	3	4	7	+0.4	10.53	
	2606	VRIES Sherwin	NAM	10	4	4	-0.7	10.53	
55	2019	MENESES GONZALEZ Oscar	GUA	9	8	5	-1.0	10.54	
	2084	RAUBABA Yanes	INA	8	5	7	+1.9	10.54	
	3250	VIERA Heber	URU	11	6	4	-1.2	10.54	
58	3152	ALEXANDER Niconner	TRI	10	2	5	-0.7	10.56	
	1038	SIMON Gabriel	ARG	11	4	5	-1.2	10.56	
60	2312	KOJIMA Shigeyuki	JPN	9	1	6	-1.0	10.59	
61	1304	SANOU Idrissa	BUR	5	4	7	-0.5	10.60	
62	2538	NYAMBEK Watson	MAS	6	7	5	+0.2	10.61	
63	2122	BRIZZELL Paul	IRL	4	4	6	-0.5	10.62	
64	1561	SERPAS Edgardo Antonio	ESA	7	4	6	+0.3	10.63	
	1289	YANKOV Petko	BUL	4	3	7	-0.5	10.63	
66	2033	CHIANG Wai Hung	HKG	2	2	6	-0.6	10.64	
67	2868	BYCHKOV Sergey	RUS	10	9	6	-0.7	10.68	
	1438	DJAFFAR Hadhari Saindou	COM	7	3	7	+0.3	10.68	
	2083	MURAY John Herman	INA	6	4	6	+0.2	10.68	
70	1001	DOUGLAS Caimin	AHO	9	6	7	-1.0	10.69	
71	1853	RUSIDZE Ruslan	GEO	10	8	7	-0.7	10.70	
72	2633	OGUNKOYA Seun	NGR	3	3	8	+0.4	10.72	

LEGEND / LEGENDE

WR	World Record / Record du monde	Pos	Position / Posicion	SB	Season Best / Meilleure perf. sai.
OR	Olympic Record / Record olympique	Q	Qualified by Right / Qualifié direct	q	Qualified / Qualifié
No	Number / Numéro	=NR	Equal National Rec. / Record nat. égalé	PB	Personal Best / Record personnel

CORRECTED RESULTS

**RESULTS SUMMARY****RECAPITULATIF DES RESULTATS****MEN'S 100M
ROUND 1****100 M - HOMMES
1ER TOUR**FRI 22 SEP 2000
VEN 22 SEPT 2000

OLYMPIC STADIUM

WR	9.79	GREENE Maurice	USA Athens (GRE)	16/06/99	QUALIFICATION : First 3 in each heat(Q) and 7 fastest(q)
OR	9.84	BAILEY Donovan	CAN Atlanta (USA)	27/07/96	

Rank	No	Name	NOC Code	Heat	Lane / Order	Pos	Wind	Time	
73	3012	KAMARA Alpha B	SLE	10	7	8	-0.7	10.74	
74	2430	AL SAFFAR Jamal A	KSA	1	2	6	-0.6	10.75	
	2346	MEDVEDEV Vitaliy	KAZ	10	6	9	-0.7	10.75	
76	2583	SIMPARA Youssouf	MLI	5	8	8	-0.5	10.82	
77	3418	LUONG Tich Thien	VIE	1	7	7	-0.6	10.85	
78	2085	SUSANTO Erwin Heru	INA	11	8	6	-1.2	10.87	
79	1049	NAKANELUA Kelsey	ASA	7	5	8	+0.3	10.93	NR
80	1158	GASIMOV Teymur	AZE	2	1	7	-0.6	10.97	
81	1358	SEBERGUE Moumi	CHA	11	1	7	-1.2	11.00	
82	2700	ADOLF Christopher	PLW	4	9	8	-0.5	11.01	NR
	3123	KOULA Toluta'u	TGA	4	1	9	-0.5	11.01	
84	1772	GAI Pa Modou	GAM	1	1	8	-0.6	11.03	
85	2585	BONELLO Mario	MLT	1	4	9	-0.6	11.06	
86	1003	LULI Oltion	ALB	8	4	8	+1.9	11.08	
87	3081	DONGO Guillermo	SUR	11	9	8	-1.2	11.10	
88	1280	ASLI Haseri	BRU	2	7	8	-0.6	11.11	
89	3410	KEPSIN Abraham	VAN	9	3	8	-1.0	11.12	PB
90	3007	NELSON Lucas	SEY	11	2	9	-1.2	11.15	
91	2024	GARCIA Philam	GUM	9	4	9	-1.0	11.21	
92	1424	TEITI Teina	COK	6	2	7	+0.2	11.22	
93	2655	ALI Mamane S Ani	NIG	8	7	9	+1.9	11.25	SB
94	2449	VONGPHAKDY Sisomphone	LAO	2	8	9	-0.6	11.47	
95	2505	RANDRIAMAMITIANA Jean	MAD	7	8	9	+0.3	12.50	
	1851	ARLETE Fernando	GBS	3	7		+0.4	DNF	
	2478	PROMESSE Ronald	LCA	5	6		-0.5	DNF	
	2674	DETENAMO Cherico	NRU	6	1		+0.2	DNS	
	1978	PAVLAKAKIS Angelos	GRE	6	6		+0.2	DNS	

LEGEND / LEGENDE

WR	World Record / Record du monde	Pos	Position / Posicion	SB	Season Best / Meilleure perf. sai.	NR	National Record / Record national
OR	Olympic Record / Record olympique	Q	Qualified by Right / Qualifié direct	q	Qualified / Qualifié	DNF	Did Not Finish / Abandon
No	Number / Numéro	=NR	Equal National Rec. / Record nat. égalé	PB	Personal Best / Record personnel	DNS	Did Not Start / Non partant

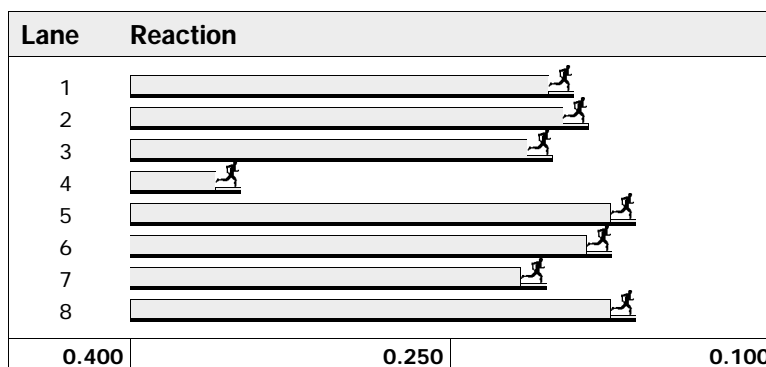
CORRECTED RESULTS



WR	19.32	JOHNSON Michael	USA Atlanta (USA)	01/08/96
OR	19.32	JOHNSON Michael	USA Atlanta (USA)	01/08/96


Wind: -0.6 m/s

Rank	No	Name	NOC Code	Date of Birth	Lane / Order	Reaction	Result	
1	1969	KENTERIS Konstantinos	GRE	11 JUL 1973	5	0.163	20.09	NR
2	1782	CAMPBELL Darren	GBR	12 SEP 1973	6	0.174	20.14	
3	3154	BOLDON Ato	TRI	30 DEC 1973	8	0.163	20.20	
4	1189	THOMPSON Obadele	BAR	30 MAR 1976	7	0.205	20.20	
5	1809	MALCOLM Christian	GBR	3 JUN 1979	3	0.202	20.23	
6	1270	da SILVA Claudinei	BRA	19 NOV 1970	1	0.192	20.28	
7	3303	MILLER Coby	USA	19 OCT 1976	2	0.185	20.35	
8	3257	CAPEL JR John	USA	27 OCT 1978	4	0.348	20.49	


LEGEND / LEGENDE

No Number / Numéro **NR** National Record / Record national
WR World Record / Record du monde
OR Olympic Record / Record olympique

The 2000 Sydney Olympic Games - 200m Men Final



Results Wind: -0.6 m/s

Rank	La	Bib Nu		Time	R_time
1.	5	1969	Kenteris Konstantinos	GRE	20.09 0.163
2.	6	1782	Campbell Darren	GBR	20.14 0.174
3.	8	3154	Boldon Ato	TRI	20.20 0.163
4.	7	1189	Thompson Obadele	BAR	20.20 0.205
5.	3	1809	Malcolm Christian	GBR	20.23 0.202
6.	1	1270	da Silva Claudinei	BRA	20.28 0.192
7.	2	3303	Miller Coby	USA	20.35 0.185
8.	4	3257	Capel Jr John	USA	20.49 0.348

Start: 28. 9.2000 20:20:48.263 @431
 Print: 28. 9.2000 20:24:11 @433

Scan'O'Vision Color
 Race ID: M200F100

swatch+TIMING

Photo credit: © 2000 Swatch Timing Ltd.
 All rights reserved
 If this photo is used for any commercial purpose, layout and copy have to be submitted to any recognizable person prior to release. The producer does not assume any responsibility.



TM © SOCOG 1996

**RESULTS****RESULTATS****MEN'S 200M
SEMIFINAL
200 M - HOMMES
DEMI-FINALE**

THU 28 SEP 2000

JEU 28 SEPT 2000

OLYMPIC STADIUM

WR	19.32	JOHNSON Michael	USA Atlanta (USA)	01/08/96	QUALIFICATION : First 4 in each heat(Q)
OR	19.32	JOHNSON Michael	USA Atlanta (USA)	01/08/96	

SEMIFINAL 1

Wind: -1.1 m/s

Rank	No	Name	NOC Code	Date of Birth	Lane / Order	Reaction	Result
1	3257	CAPEL JR John	USA	27 OCT 1978	3	0.177	20.10 Q
2	1809	MALCOLM Christian	GBR	3 JUN 1979	6	0.161	20.19 Q
3	3154	BOLDON Ato	TRI	30 DEC 1973	8	0.147	20.20 Q
4	1189	THOMPSON Obadele	BAR	30 MAR 1976	5	0.199	20.21 Q
5	2271	WILLIAMS Christopher	JAM	15 MAR 1972	4	0.197	20.47
6	2591	BUKLAND Stephane	MRI	12 JAN 1977	1	0.198	20.56
7	2632	OBIKWELU Francis	NGR	22 NOV 1978	7	0.241	20.71
8	1687	HARTONEN Tommi	FIN	12 MAY 1977	2	0.170	20.88

SEMIFINAL 2

Wind: +0.3 m/s

Rank	No	Name	NOC Code	Date of Birth	Lane / Order	Reaction	Result
1	1969	KENTERIS Konstantinos	GRE	11 JUL 1973	5	0.200	20.20 Q
2	1782	CAMPBELL Darren	GBR	12 SEP 1973	3	0.234	20.23 Q
3	1270	da SILVA Claudinei	BRA	19 NOV 1970	7	0.196	20.30 Q
4	3303	MILLER Coby	USA	19 OCT 1976	4	0.174	20.45 Q
5	3009	COLLINS Kim	SKN	5 APR 1976	1	0.177	20.57
6	3281	HEARD Floyd	USA	24 MAR 1966	6	0.169	20.63
7	2306	ITO Koji	JPN	29 JAN 1970	8	0.212	20.67
8	2317	SUETSUGU Shingo	JPN	2 JUN 1980	2	0.177	20.69

Cloudy

Humidity : 72%

Air Temp.: 21°C/ 70°F

Wind : 15 km/h E

LEGEND / LEGENDE**No** Number / Numéro **Q** Qualified by Right / Qualifié direct**WR** World Record / Record du monde**OR** Olympic Record / Record olympique

**RESULTS SUMMARY****RECAPITULATIF DES RESULTATS****MEN'S 200M
SEMIFINAL
200 M - HOMMES
DEMI-FINALE**

THU 28 SEP 2000

OLYMPIC STADIUM

JEU 28 SEPT 2000

WR	19.32	JOHNSON Michael	USA Atlanta (USA)	01/08/96	QUALIFICATION : First 4 in each heat(Q)
OR	19.32	JOHNSON Michael	USA Atlanta (USA)	01/08/96	

Rank	No	Name	NOC Code	Heat	Lane / Order	Pos	Wind	Time	
1	3257	CAPEL JR John	USA	1	3	1	-1.1	20.10	Q
2	1809	MALCOLM Christian	GBR	1	6	2	-1.1	20.19	Q
3	3154	BOLDON Ato	TRI	1	8	3	-1.1	20.20	Q
	1969	KENTERIS Konstantinos	GRE	2	5	1	+0.3	20.20	Q
5	1189	THOMPSON Obadele	BAR	1	5	4	-1.1	20.21	Q
6	1782	CAMPBELL Darren	GBR	2	3	2	+0.3	20.23	Q
7	1270	da SILVA Claudinei	BRA	2	7	3	+0.3	20.30	Q
8	3303	MILLER Coby	USA	2	4	4	+0.3	20.45	Q
9	2271	WILLIAMS Christopher	JAM	1	4	5	-1.1	20.47	
10	2591	BUKLAND Stephane	MRI	1	1	6	-1.1	20.56	
11	3009	COLLINS Kim	SKN	2	1	5	+0.3	20.57	
12	3281	HEARD Floyd	USA	2	6	6	+0.3	20.63	
13	2306	ITO Koji	JPN	2	8	7	+0.3	20.67	
14	2317	SUETSUGU Shingo	JPN	2	2	8	+0.3	20.69	
15	2632	OBIKWELU Francis	NGR	1	7	7	-1.1	20.71	
16	1687	HARTONEN Tommi	FIN	1	2	8	-1.1	20.88	

LEGEND / LEGENDE

WR	World Record / Record du monde	Pos	Position / Posicion
OR	Olympic Record / Record olympique	Q	Qualified by Right / Qaulifié direct
No	Number / Numéro		

**RESULTS****RESULTATS****MEN'S 200M
ROUND 2****200 M - HOMMES
2E TOUR**

WED 27 SEP 2000

MER 27 SEPT 2000

OLYMPIC STADIUM

WR	19.32	JOHNSON Michael	USA Atlanta (USA)	01/08/96	QUALIFICATION : First 4 in each heat(Q)
OR	19.32	JOHNSON Michael	USA Atlanta (USA)	01/08/96	

HEAT 1

Wind: +0.3 m/s

Rank	No	Name	NOC Code	Date of Birth	Lane / Order	Reaction	Result	
1	1782	CAMPBELL Darren	GBR	12 SEP 1973	3	0.175	20.13	Q PB
2	1969	KENTERIS Konstantinos	GRE	11 JUL 1973	6	0.203	20.14	Q NR
3	3154	BOLDON Ato	TRI	30 DEC 1973	4	0.160	20.28	Q
4	2317	SUETSUGU Shingo	JPN	2 JUN 1980	5	0.182	20.37	Q
5	2725	URBAS Marcin	POL	17 SEP 1976	8	0.159	20.43	SB
6	2664	MOEN Geir	NOR	26 JUN 1969	7	0.165	20.65	
7	1770	BOUSSOMBO Antoine	GAB	18 MAY 1968	2	0.163	20.71	
8	3250	VIERA Heber	URU	29 APR 1979	1	0.196	20.97	

HEAT 2

Wind: +0.0 m/s

Rank	No	Name	NOC Code	Date of Birth	Lane / Order	Reaction	Result	
1	1189	THOMPSON Obadele	BAR	30 MAR 1976	6	0.195	20.16	Q
2	3303	MILLER Coby	USA	19 OCT 1976	3	0.239	20.37	Q
3	3009	COLLINS Kim	SKN	5 APR 1976	4	0.171	20.47	Q
4	2306	ITO Koji	JPN	29 JAN 1970	5	0.208	20.56	Q SB
5	2267	THOMAS Dwight	JAM	23 SEP 1980	8	0.206	20.58	PB
6	1289	YANKOV Petko	BUL	6 OCT 1977	2	0.169	20.75	
7	1590	JOSE Venancio	ESP	19 APR 1976	7	0.182	20.79	
8	2628	EMEDOLU Uchenna	NGR	17 SEP 1976	1	0.195	20.93	

HEAT 3

Wind: -0.2 m/s

Rank	No	Name	NOC Code	Date of Birth	Lane / Order	Reaction	Result	
1	3257	CAPEL JR John	USA	27 OCT 1978	5	0.169	20.13	Q
2	1809	MALCOLM Christian	GBR	3 JUN 1979	3	0.196	20.19	Q PB
3	1270	da SILVA Claudinei	BRA	19 NOV 1970	4	0.139	20.24	Q
4	1687	HARTONEN Tommi	FIN	12 MAY 1977	8	0.179	20.47	Q NR
5	1406	BATANGDON Joseph	CMR	29 JUL 1978	6	0.247	20.55	
6	2190	CAVALLARO Alessandro	ITA	22 FEB 1980	1	0.179	20.69	
7	1072	JOHNSON Patrick	AUS	26 SEP 1972	7	0.252	20.87	
8	1171	WELLS Renward	BAH	23 FEB 1970	2	0.162	21.26	

Clear

Humidity : 31%

Air Temp.: 25°C/ 77°F

Wind : 15 km/h NW

LEGEND / LEGENDE

No	Number / Numéro	Q	Qualified by Right / Qualifié direct	SB	Season Best / Meilleure perf. sai.
WR	World Record / Record du monde	PB	Personal Best / Record personnel		
OR	Olympic Record / Record olympique	NR	National Record / Record national		

**RESULTS****RESULTATS****MEN'S 200M
ROUND 2****200 M - HOMMES
2E TOUR**

WED 27 SEP 2000

MER 27 SEPT 2000

OLYMPIC STADIUM

WR	19.32	JOHNSON Michael	USA Atlanta (USA)	01/08/96	QUALIFICATION : First 4 in each heat(Q)
OR	19.32	JOHNSON Michael	USA Atlanta (USA)	01/08/96	

HEAT 4

Wind: +0.4 m/s

Rank	No	Name	NOC Code	Date of Birth	Lane / Order	Reaction	Result
1	3281	HEARD Floyd	USA	24 MAR 1966	5	0.173	20.24 Q
2	2271	WILLIAMS Christopher	JAM	15 MAR 1972	4	0.187	20.25 Q
3	2632	OBIKWELU Francis	NGR	22 NOV 1978	6	0.195	20.33 Q
4	2591	BUKLAND Stephane	MRI	12 JAN 1977	3	0.237	20.53 Q
5	2996	LOUM Oumar	SEN	31 DEC 1973	1	0.186	20.60
6	1505	MARCOULLIDES Anninos	CYP	8 FEB 1971	8	0.196	20.71 SB
7	1790	DEVONISH Marlon	GBR	1 JUN 1976	7	0.163	20.82
	1088	SHIRVINGTON Matt	AUS	25 OCT 1978	2		DNS

Clear Humidity : 31 %
 Air Temp.: 25°C/ 77°F
 Wind : 15 km/h NW

LEGEND / LEGENDE

No	Number / Numéro	Q	Qualified by Right / Qualifié direct	SB	Season Best / Meilleure perf. sai.
WR	World Record / Record du monde	PB	Personal Best / Record personnel	DNS	Did Not Start / Non partant
OR	Olympic Record / Record olympique	NR	National Record / Record national		

**RESULTS SUMMARY****MEN'S 200M
ROUND 2****200 M - HOMMES
2E TOUR****RECAPITULATIF DES RESULTATS**

WED 27 SEP 2000

OLYMPIC STADIUM

MER 27 SEPT 2000

WR	19.32	JOHNSON Michael	USA Atlanta (USA)	01/08/96	QUALIFICATION : First 4 in each heat(Q)
OR	19.32	JOHNSON Michael	USA Atlanta (USA)	01/08/96	

Rank	No	Name	NOC Code	Heat	Lane / Order	Pos	Wind	Time		
1	1782	CAMPBELL Darren	GBR	1	3	1	+0.3	20.13	Q	PB
	3257	CAPEL JR John	USA	3	5	1	-0.2	20.13	Q	
3	1969	KENTERIS Konstantinos	GRE	1	6	2	+0.3	20.14	Q	NR
4	1189	THOMPSON Obadele	BAR	2	6	1	+0.0	20.16	Q	
5	1809	MALCOLM Christian	GBR	3	3	2	-0.2	20.19	Q	PB
6	3281	HEARD Floyd	USA	4	5	1	+0.4	20.24	Q	
	1270	da SILVA Claudinei	BRA	3	4	3	-0.2	20.24	Q	
8	2271	WILLIAMS Christopher	JAM	4	4	2	+0.4	20.25	Q	
9	3154	BOLDON Ato	TRI	1	4	3	+0.3	20.28	Q	
10	2632	OBIKWELU Francis	NGR	4	6	3	+0.4	20.33	Q	
11	3303	MILLER Coby	USA	2	3	2	+0.0	20.37	Q	
	2317	SUETSUGU Shingo	JPN	1	5	4	+0.3	20.37	Q	
13	2725	URBAS Marcin	POL	1	8	5	+0.3	20.43		SB
14	3009	COLLINS Kim	SKN	2	4	3	+0.0	20.47	Q	
	1687	HARTONEN Tommi	FIN	3	8	4	-0.2	20.47	Q	NR
16	2591	BUKLAND Stephane	MRI	4	3	4	+0.4	20.53	Q	
17	1406	BATANGDON Joseph	CMR	3	6	5	-0.2	20.55		
18	2306	ITO Koji	JPN	2	5	4	+0.0	20.56	Q	SB
19	2267	THOMAS Dwight	JAM	2	8	5	+0.0	20.58		PB
20	2996	LOUM Oumar	SEN	4	1	5	+0.4	20.60		
21	2664	MOEN Geir	NOR	1	7	6	+0.3	20.65		
22	2190	CAVALLARO Alessandro	ITA	3	1	6	-0.2	20.69		
23	1770	BOUSSOMBO Antoine	GAB	1	2	7	+0.3	20.71		
	1505	MARCOULLIDES Anninos	CYP	4	8	6	+0.4	20.71		SB
25	1289	YANKOV Petko	BUL	2	2	6	+0.0	20.75		
26	1590	JOSE Venancio	ESP	2	7	7	+0.0	20.79		
27	1790	DEVONISH Marlon	GBR	4	7	7	+0.4	20.82		
28	1072	JOHNSON Patrick	AUS	3	7	7	-0.2	20.87		
29	2628	EMEDOLU Uchenna	NGR	2	1	8	+0.0	20.93		
30	3250	VIERA Heber	URU	1	1	8	+0.3	20.97		
31	1171	WELLS Renward	BAH	3	2	8	-0.2	21.26		
	1088	SHIRVINGTON Matt	AUS	4	2		+0.4	DNS		

LEGEND / LEGENDE

WR	World Record / Record du monde	Pos	Position / Posicion	NR	National Record / Record national
OR	Olympic Record / Record olympique	Q	Qualified by Right / Qualifié direct	SB	Season Best / Meilleure perf. sai.
No	Number / Numéro	PB	Personal Best / Record personnel	DNS	Did Not Start / Non partant

**RESULTS****RESULTATS****MEN'S 200M
ROUND 1****200 M - HOMMES
1ER TOUR**

WED 27 SEP 2000

OLYMPIC STADIUM

MER 27 SEPT 2000

WR	19.32	JOHNSON Michael	USA Atlanta (USA)	01/08/96	QUALIFICATION : First 3 in each heat(Q) and 5 fastest(q)
OR	19.32	JOHNSON Michael	USA Atlanta (USA)	01/08/96	

HEAT 1

Wind: -0.3 m/s

Rank	No	Name	NOC Code	Date of Birth	Lane / Order	Reaction	Result
1	2632	OBIKWELU Francis	NGR	22 NOV 1978	1	0.201	20.76 Q
2	2591	BUKLAND Stephane	MRI	12 JAN 1977	8	0.269	20.81 Q
3	1171	WELLS Renward	BAH	23 FEB 1970	5	0.147	20.95 Q
4	2660	ERTZGAARD John	NOR	18 JUN 1977	6	0.154	21.00
5	2469	COOPER Sayon	LBR	24 APR 1974	3	0.261	21.10
6	1935	AGYEMANG Albert	GHA	4 OCT 1977	4	0.240	21.22
7	1219	JONES Jayson	BIZ	15 AUG 1977	7	0.163	22.20
	1182	MAHABUB ALAM Mohammad	BAN	1 OCT 1976	2	0.240	DNF

HEAT 2

Wind: -0.2 m/s

Rank	No	Name	NOC Code	Date of Birth	Lane / Order	Reaction	Result
1	3281	HEARD Floyd	USA	24 MAR 1966	7	0.167	20.68 Q
2	2306	ITO Koji	JPN	29 JAN 1970	4	0.191	20.75 Q SB
3	1687	HARTONEN Tommi	FIN	12 MAY 1977	8	0.187	20.82 Q
4	1289	YANKOV Petko	BUL	6 OCT 1977	5	0.152	20.91 q
5	1094	WOHLSEN Darryl	AUS	6 MAR 1973	2	0.161	20.98
6	1316	BROWNE Pierre	CAN	14 JAN 1980	6	0.258	21.28
	1939	BRAIMAH Tanko	GHA	24 DEC 1978	3	0.192	DQ 163.3

HEAT 3

Wind: +0.5 m/s

Rank	No	Name	NOC Code	Date of Birth	Lane / Order	Reaction	Result
1	3154	BOLDON Ato	TRI	30 DEC 1973	2	0.157	20.52 Q
2	3009	COLLINS Kim	SKN	5 APR 1976	5	0.175	20.52 Q
3	2725	URBAS Marcin	POL	17 SEP 1976	4	0.152	20.62 Q
4	2664	MOEN Geir	NOR	26 JUN 1969	7	0.160	20.76 q
5	2172	JABLONKA Gidon	ISR	30 OCT 1977	8	0.185	20.92
6	2344	CHERNOVOL Gennadiy	KAZ	6 JUN 1976	3	0.190	20.95 SB
	1958	ALEXOPOULOS Alexios	GRE	21 MAY 1971	6		DNS

LEGEND / LEGENDE

No	Number / Numéro	Q	Qualified by Right / Qualifié direct	q	Qualified / Qualifié
WR	World Record / Record du monde	DNF	Did Not Finish / Abandon	DQ	Disqualified / Disqualifié
OR	Olympic Record / Record olympique	SB	Season Best / Meilleure perf. sai.	DNS	Did Not Start / Non partant

**RESULTS****RESULTATS****MEN'S 200M
ROUND 1****200 M - HOMMES
1ER TOUR**

WED 27 SEP 2000

OLYMPIC STADIUM

MER 27 SEPT 2000

WR	19.32	JOHNSON Michael	USA Atlanta (USA)	01/08/96	QUALIFICATION : First 3 in each heat(Q) and 5 fastest(q)
OR	19.32	JOHNSON Michael	USA Atlanta (USA)	01/08/96	

HEAT 4

Wind: +0.2 m/s

Rank	No	Name	NOC Code	Date of Birth	Lane / Order	Reaction	Result
1	3303	MILLER Coby	USA	19 OCT 1976	6	0.182	20.49 Q
2	1782	CAMPBELL Darren	GBR	12 SEP 1973	4	0.194	20.71 Q
3	2628	EMEDOLU Uchenna	NGR	17 SEP 1976	5	0.179	20.87 Q
4	1394	DOUHOU Ahmed Yves	CIV	14 DEC 1976	7	0.169	20.98
5	2272	WILLIAMS Ricardo	JAM	29 SEP 1976	2	0.289	21.09
6	3164	RAEBURN Julian	TRI	18 SEP 1978	8	0.326	21.21
7	2250	CLINE Keita	IVB	29 NOV 1974	3	0.199	21.42

HEAT 5

Wind: +0.3 m/s

Rank	No	Name	NOC Code	Date of Birth	Lane / Order	Reaction	Result
1	1969	KENTERIS Konstantinos	GRE	11 JUL 1973	6	0.179	20.57 Q
2	1505	MARCOULLIDES Anninos	CYP	8 FEB 1971	5	0.190	20.83 Q
3	1790	DEVONISH Marlon	GBR	1 JUN 1976	2	0.178	20.89 Q
4	1269	SILVA Andre	BRA	26 NOV 1972	3	0.237	20.95
5	2900	RYABOV Aleksandr	RUS	22 DEC 1975	8	0.216	21.02
6	3098	VANDERKA Marian	SVK	18 APR 1972	7	0.254	21.28
7	3186	AL NEYADI Ali K.R.A.	UAE	12 NOV 1977	4	0.280	21.93
8	2607	van WYK Christie	NAM	12 OCT 1977	1	0.147	46.57

HEAT 6

Wind: -0.4 m/s

Rank	No	Name	NOC Code	Date of Birth	Lane / Order	Reaction	Result
1	2271	WILLIAMS Christopher	JAM	15 MAR 1972	5	0.189	20.45 Q
2	2317	SUETSUGU Shingo	JPN	2 JUN 1980	1	0.184	20.60 Q
3	1590	JOSE Venancio	ESP	19 APR 1976	7	0.179	20.95 Q
4	1146	LACHKOVICS Martin	AUT	25 JAN 1975	3	0.163	21.00
5	1170	TYNES Andrew	BAH	13 FEB 1972	4	0.169	21.00
6	1427	PINO Jimmy	COL	12 AUG 1978	6	0.179 F ¹	21.42
7	1212	DANGBO Pascal	BEN	13 APR 1972	8	0.158	21.54
8	2690	AHMAD Maqsood	PAK	25 DEC 1976	2	0.181	21.70

LEGEND / LEGENDE

No	Number / Numéro	Q	Qualified by Right / Qualifié direct	q	Qualified / Qualifié	Fx	False Start / Faux départ
WR	World Record / Record du monde	DNF	Did Not Finish / Abandon	DQ	Disqualified / Disqualifié		
OR	Olympic Record / Record olympique	SB	Season Best / Meilleure perf. sai.	DNS	Did Not Start / Non partant		

**RESULTS****RESULTATS****MEN'S 200M
ROUND 1****200 M - HOMMES
1ER TOUR**

WED 27 SEP 2000

MER 27 SEPT 2000

OLYMPIC STADIUM

WR	19.32	JOHNSON Michael	USA Atlanta (USA)	01/08/96	QUALIFICATION : First 3 in each heat(Q) and 5 fastest(q)
OR	19.32	JOHNSON Michael	USA Atlanta (USA)	01/08/96	

HEAT 7

Wind: +0.5 m/s

Rank	No	Name	NOC Code	Date of Birth	Lane / Order	Reaction	Result
1	1189	THOMPSON Obadele	BAR	30 MAR 1976	4	0.192	20.69 Q
2	1406	BATANGDON Joseph	CMR	29 JUL 1978	8	0.176	20.70 Q
3	1770	BOUSSOMBO Antoine	GAB	18 MAY 1968	6	0.161	20.78 Q
4	1088	SHIRVINGTON Matt	AUS	25 OCT 1978	3	0.168 F ¹	20.91 q
5	1036	GATS Carlos	ARG	9 DEC 1969	1	0.181	21.15
6	1364	ROACH Ricardo	CHI	12 OCT 1972	5	0.154	21.20
7	2391	SAMBU Ezra Kenyoke	KEN	4 SEP 1978	7	0.377	21.23
8	1547	JAMES Sherwin	DMA	6 JUN 1978	2	0.195	22.40

HEAT 8

Wind: +0.4 m/s

Rank	No	Name	NOC Code	Date of Birth	Lane / Order	Reaction	Result
1	3257	CAPEL JR John	USA	27 OCT 1978	4	0.216	20.49 Q
2	1809	MALCOLM Christian	GBR	3 JUN 1979	6	0.272	20.52 Q
3	2190	CAVALLARO Alessandro	ITA	22 FEB 1980	5	0.192	20.58 Q
4	3250	VIERA Heber	URU	29 APR 1979	8	0.180	20.82 q SB
5	1072	JOHNSON Patrick	AUS	26 SEP 1972	2	0.225 F ²	20.88 q
6	1966	GOUSIS Anastasios	GRE	7 JUL 1979	7	0.325	21.10
7	2431	AL YAMI Salem M M	KSA	9 FEB 1982	3	0.261 F ¹	21.18

HEAT 9

Wind: -0.1 m/s

Rank	No	Name	NOC Code	Date of Birth	Lane / Order	Reaction	Result
1	1270	da SILVA Claudinei	BRA	19 NOV 1970	5	0.176	20.70 Q
2	2267	THOMAS Dwight	JAM	23 SEP 1980	3	0.192	20.85 Q
3	2996	LOUM Oumar	SEN	31 DEC 1973	7	0.201	20.87 Q
4	2122	BRIZZELL Paul	IRL	3 OCT 1976	6	0.178 F ¹	20.98
5	2685	AL HOOTI Mohamed	OMA	8 SEP 1972	1	0.226	21.19
6	1162	DEMERITTE Dominic	BAH	23 FEB 1978	4	0.167	21.47
7	2022	LOUA Joseph	GUI	15 NOV 1976	2	0.244 F ²	21.60
8	1031	BARNES N'Kosie	ANT	17 DEC 1974	8	0.205	21.82

LEGEND / LEGENDE

No	Number / Numéro	Q	Qualified by Right / Qualifié direct	q	Qualified / Qualifié	Fx	False Start / Faux départ
WR	World Record / Record du monde	DNF	Did Not Finish / Abandon	DQ	Disqualified / Disqualifié		
OR	Olympic Record / Record olympique	SB	Season Best / Meilleure perf. sai.	DNS	Did Not Start / Non partant		

**RESULTS SUMMARY****MEN'S 200M
ROUND 1****200 M - HOMMES
1ER TOUR****RECAPITULATIF DES RESULTATS**

WED 27 SEP 2000

OLYMPIC STADIUM

MER 27 SEPT 2000

WR	19.32	JOHNSON Michael	USA Atlanta (USA)	01/08/96	QUALIFICATION : First 3 in each heat(Q) and 5 fastest(q)
OR	19.32	JOHNSON Michael	USA Atlanta (USA)	01/08/96	

Rank	No	Name	NOC Code	Heat	Lane / Order	Pos	Wind	Time	
1	2271	WILLIAMS Christopher	JAM	6	5	1	-0.4	20.45	Q
2	3257	CAPEL JR John	USA	8	4	1	+0.4	20.49	Q
	3303	MILLER Coby	USA	4	6	1	+0.2	20.49	Q
4	3154	BOLDON Ato	TRI	3	2	1	+0.5	20.52	Q
	3009	COLLINS Kim	SKN	3	5	2	+0.5	20.52	Q
	1809	MALCOLM Christian	GBR	8	6	2	+0.4	20.52	Q
7	1969	KENTERIS Konstantinos	GRE	5	6	1	+0.3	20.57	Q
8	2190	CAVALLARO Alessandro	ITA	8	5	3	+0.4	20.58	Q
9	2317	SUETSUGU Shingo	JPN	6	1	2	-0.4	20.60	Q
10	2725	URBAS Marcin	POL	3	4	3	+0.5	20.62	Q
11	3281	HEARD Floyd	USA	2	7	1	-0.2	20.68	Q
12	1189	THOMPSON Obadele	BAR	7	4	1	+0.5	20.69	Q
13	1406	BATANGDON Joseph	CMR	7	8	2	+0.5	20.70	Q
	1270	da SILVA Claudinei	BRA	9	5	1	-0.1	20.70	Q
15	1782	CAMPBELL Darren	GBR	4	4	2	+0.2	20.71	Q
16	2306	ITO Koji	JPN	2	4	2	-0.2	20.75	Q SB
17	2632	OBIKWELU Francis	NGR	1	1	1	-0.3	20.76	Q
	2664	MOEN Geir	NOR	3	7	4	+0.5	20.76	q
19	1770	BOUSSOMBO Antoine	GAB	7	6	3	+0.5	20.78	Q
20	2591	BUKLAND Stephane	MRI	1	8	2	-0.3	20.81	Q
21	1687	HARTONEN Tommi	FIN	2	8	3	-0.2	20.82	Q
	3250	VIERA Heber	URU	8	8	4	+0.4	20.82	q SB
23	1505	MARCOULLIDES Anninos	CYP	5	5	2	+0.3	20.83	Q
24	2267	THOMAS Dwight	JAM	9	3	2	-0.1	20.85	Q
25	2628	EMEDOLU Uchenna	NGR	4	5	3	+0.2	20.87	Q
	2996	LOUM Oumar	SEN	9	7	3	-0.1	20.87	Q
27	1072	JOHNSON Patrick	AUS	8	2	5	+0.4	20.88	q
28	1790	DEVONISH Marlon	GBR	5	2	3	+0.3	20.89	Q
29	1088	SHIRVINGTON Matt	AUS	7	3	4	+0.5	20.91	q
	1289	YANKOV Petko	BUL	2	5	4	-0.2	20.91	q
31	2172	JABLONKA Gidon	ISR	3	8	5	+0.5	20.92	
32	1590	JOSE Venancio	ESP	6	7	3	-0.4	20.95	Q
	1171	WELLS Renward	BAH	1	5	3	-0.3	20.95	Q
	2344	CHERNOVOL Gennadiy	KAZ	3	3	6	+0.5	20.95	SB
	1269	SILVA Andre	BRA	5	3	4	+0.3	20.95	
36	2122	BRIZZELL Paul	IRL	9	6	4	-0.1	20.98	

LEGEND / LEGENDE

WR	World Record / Record du monde	Pos	Position / Posicion	q	Qualified / Qualifié
OR	Olympic Record / Record olympique	Q	Qualified by Right / Qualifié direct		
No	Number / Numéro	SB	Season Best / Meilleure perf. sai.		

**RESULTS SUMMARY****RECAPITULATIF DES RESULTATS****MEN'S 200M
ROUND 1
200 M - HOMMES
1ER TOUR**

WED 27 SEP 2000

OLYMPIC STADIUM

MER 27 SEPT 2000

WR	19.32	JOHNSON Michael	USA Atlanta (USA)	01/08/96	QUALIFICATION : First 3 in each heat(Q) and 5 fastest(q)
OR	19.32	JOHNSON Michael	USA Atlanta (USA)	01/08/96	

Rank	No	Name	NOC Code	Heat	Lane / Order	Pos	Wind	Time	
36	1394	DOUHOU Ahmed Yves	CIV	4	7	4	+0.2	20.98	
	1094	WOHLESEN Darryl	AUS	2	2	5	-0.2	20.98	
39	2660	ERTZGAARD John	NOR	1	6	4	-0.3	21.00	
	1146	LACHKOVICS Martin	AUT	6	3	4	-0.4	21.00	
	1170	TYNES Andrew	BAH	6	4	5	-0.4	21.00	
42	2900	RYABOV Aleksandr	RUS	5	8	5	+0.3	21.02	
43	2272	WILLIAMS Ricardo	JAM	4	2	5	+0.2	21.09	
44	2469	COOPER Sayon	LBR	1	3	5	-0.3	21.10	
	1966	GOUSIS Anastasios	GRE	8	7	6	+0.4	21.10	
46	1036	GATS Carlos	ARG	7	1	5	+0.5	21.15	
47	2431	AL YAMI Salem M M	KSA	8	3	7	+0.4	21.18	
48	2685	AL HOOTI Mohamed	OMA	9	1	5	-0.1	21.19	
49	1364	ROACH Ricardo	CHI	7	5	6	+0.5	21.20	
50	3164	RAEBURN Julian	TRI	4	8	6	+0.2	21.21	
51	1935	AGYEMANG Albert	GHA	1	4	6	-0.3	21.22	
52	2391	SAMBU Ezra Kenyoke	KEN	7	7	7	+0.5	21.23	
53	1316	BROWNE Pierre	CAN	2	6	6	-0.2	21.28	
	3098	VANDERKA Marian	SVK	5	7	6	+0.3	21.28	
55	2250	CLINE Keita	IVB	4	3	7	+0.2	21.42	
	1427	PINO Jimmy	COL	6	6	6	-0.4	21.42	
57	1162	DEMERITTE Dominic	BAH	9	4	6	-0.1	21.47	
58	1212	DANGBO Pascal	BEN	6	8	7	-0.4	21.54	
59	2022	LOUA Joseph	GUI	9	2	7	-0.1	21.60	
60	2690	AHMAD Maqsood	PAK	6	2	8	-0.4	21.70	
61	1031	BARNES N'Kosie	ANT	9	8	8	-0.1	21.82	
62	3186	AL NEYADI Ali K.R.A.	UAE	5	4	7	+0.3	21.93	
63	1219	JONES Jayson	BIZ	1	7	7	-0.3	22.20	
64	1547	JAMES Sherwin	DMA	7	2	8	+0.5	22.40	
65	2607	van WYK Christie	NAM	5	1	8	+0.3	46.57	
	1939	BRAIMAH Tanko	GHA	2	3		-0.2	DQ	163.3
	1182	MAHABUB ALAM Mohammad	BAN	1	2		-0.3	DNF	
	1958	ALEXOPOULOS Alexios	GRE	3	6		+0.5	DNS	

LEGEND / LEGENDE

WR	World Record / Record du monde	Pos	Position / Posicion	q	Qualified / Qualifié	DNS	Did Not Start / Non partant
OR	Olympic Record / Record olympique	Q	Qualified by Right / Qualifié direct	DQ	Disqualified / Disqualifié		
No	Number / Numéro	SB	Season Best / Meilleure perf. sai.	DNF	Did Not Finish / Abandon		



RESULTS

RESULTATS

MEN'S 400M
FINAL
400 M - HOMMES
FINALE



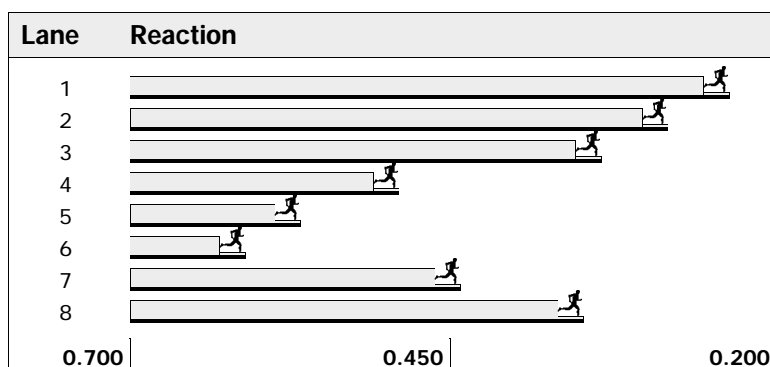
MON 25 SEP 2000

LUN 25 SEPT 2000

OLYMPIC STADIUM

WR	43.18	JOHNSON Michael	USA Seville (ESP)	26/08/99
OR	43.49	JOHNSON Michael	USA Atlanta (USA)	29/07/96

Rank	No	Name	NOC Code	Date of Birth	Lane / Order	Reaction	Result	
1	3294	JOHNSON Michael	USA	13 SEP 1967	6	0.610	43.84	
2	3277	HARRISON Alvin	USA	20 JAN 1974	4	0.490	44.40	
3	2260	HAUGHTON Gregory	JAM	10 NOV 1973	8	0.346	44.70	SB
4	1266	PARRELA Sanderlei Claro	BRA	7 OCT 1974	2	0.280	45.01	
5	2715	MACKOWIAK Robert	POL	13 MAY 1970	1	0.232	45.14	
6	2846	MOKGANYETSI Hendrick	RSA	7 SEP 1975	7	0.442	45.26	
7	3307	PETTIGREW Antonio	USA	3 NOV 1967	5	0.567	45.42	
8	2263	McFARLANE Danny	JAM	14 JUN 1972	3	0.332	45.55	




LEGEND / LEGENDE	
No Number / Numéro	SB Season Best / Meilleure perf. sai.
WR World Record / Record du monde	
OR Olympic Record / Record olympique	



ATHLETISME
Athletics
ATHLETISME
Athletics
ATHLETISME
Athletics
ATHLETISME
Athletics

The 2000 Sydney Olympic Games - 400m Men Final



Results Wind: no measurement

Rank	La	Bib Nu		Time	R_time
1.	6	3294	Johnson Michael	USA	43.84 0.610
2.	4	3277	Harrison Alvin	USA	44.40 0.490
3.	8	2260	Haughton Gregory	JAM	44.70 0.346
4.	2	1266	Parrela Sanderlei Claro	BRA	45.01 0.280
5.	1	2715	Mackowiak Robert	POL	45.14 0.232
6.	7	2846	Mokganyetsi Hendrick	RSA	45.26 0.442
7.	5	3307	Pettigrew Antonio	USA	45.42 0.567
8.	3	2263	McFarlane Danny	JAM	45.55 0.332

Start: 25. 9.2000 20:25:46.895 @434
 Print: 25. 9.2000 20:29:21 @437

Scan'O'Vision Color
 Race ID: M400FI00

swatch+TIMING

Photo credit: © 2000 Swatch Timing Ltd.
 All rights reserved
 If this photo is used for any commercial purpose, layout and copy have to be submitted to any recognizable person prior to release.
 The producer does not assume any responsibility.



TM © SOCOG 1996

**RESULTS****RESULTATS****MEN'S 400M
SEMIFINAL
400 M - HOMMES
DEMI-FINALE**

SUN 24 SEP 2000

OLYMPIC STADIUM

DIM 24 SEPT 2000

WR	43.18	JOHNSON Michael	USA Seville (ESP)	26/08/99	QUALIFICATION : First 4 in each heat(Q)
OR	43.49	JOHNSON Michael	USA Atlanta (USA)	29/07/96	

SEMIFINAL 1

Rank	No	Name	NOC Code	Date of Birth	Lane / Order	Reaction	Result
1	3277	HARRISON Alvin	USA	20 JAN 1974	6	0.220	44.53 Q
2	3294	JOHNSON Michael	USA	13 SEP 1967	5	0.164	44.65 Q
3	2260	HAUGHTON Gregory	JAM	10 NOV 1973	3	0.258	44.93 Q
4	1266	PARRELA Sanderlei Claro	BRA	7 OCT 1974	2	0.212	45.17 Q
5	1166	MONCUR Avarð	BAH	2 NOV 1978	8	0.198	45.18
6	2708	HACZEK Piotr	POL	26 JAN 1977	4	0.470	45.66
7	1064	DWYER Patrick	AUS	3 NOV 1977	1	0.176	45.70
8	2433	AL-BISHI Hamdan O	KSA	5 MAY 1981	7	0.179	45.98

SEMIFINAL 2

Rank	No	Name	NOC Code	Date of Birth	Lane / Order	Reaction	Result
1	3307	PETTIGREW Antonio	USA	3 NOV 1967	4	0.499	45.24 Q
2	2263	McFARLANE Danny	JAM	14 JUN 1972	7	0.253	45.38 Q
3	2846	MOKGANYETSI Hendrick	RSA	7 SEP 1975	5	0.529	45.52 Q
4	2715	MACKOWIAK Robert	POL	13 MAY 1970	6	0.192	45.53 Q
5	1781	CAINES Daniel	GBR	15 MAY 1979	8	0.168	45.55
6	1093	VINCENT Casey	AUS	17 MAR 1979	2	0.229	45.61
7	2181	ATTENE Alessandro	ITA	10 SEP 1977	1	0.221 F ¹	46.41
	2257	CLARKE Davian	JAM	30 APR 1976	3	0.270	DNF

Rain
Humidity : 67%
Air Temp.: 17°C/ 63°F
Wind : 24 km/h SE

LEGEND / LEGENDE

No	Number / Numéro	Q	Qualified by Right / Qualifié direct
WR	World Record / Record du monde	Fx	False Start / Faux départ
OR	Olympic Record / Record olympique	DNF	Did Not Finish / Abandon

**RESULTS SUMMARY****RECAPITULATIF DES RESULTATS****MEN'S 400M
SEMIFINAL
400 M - HOMMES
DEMI-FINALE**

SUN 24 SEP 2000

OLYMPIC STADIUM

DIM 24 SEPT 2000

WR	43.18	JOHNSON Michael	USA Seville (ESP)	26/08/99	QUALIFICATION : First 4 in each heat(Q)
OR	43.49	JOHNSON Michael	USA Atlanta (USA)	29/07/96	

Rank	No	Name	NOC Code	Heat	Lane / Order	Pos	Time	
1	3277	HARRISON Alvin	USA	1	6	1	44.53	Q
2	3294	JOHNSON Michael	USA	1	5	2	44.65	Q
3	2260	HAUGHTON Gregory	JAM	1	3	3	44.93	Q
4	1266	PARRELA Sanderlei Claro	BRA	1	2	4	45.17	Q
5	1166	MONCUR Avard	BAH	1	8	5	45.18	
6	3307	PETTIGREW Antonio	USA	2	4	1	45.24	Q
7	2263	McFARLANE Danny	JAM	2	7	2	45.38	Q
8	2846	MOKGANYETSI Hendrick	RSA	2	5	3	45.52	Q
9	2715	MACKOWIAK Robert	POL	2	6	4	45.53	Q
10	1781	CAINES Daniel	GBR	2	8	5	45.55	
11	1093	VINCENT Casey	AUS	2	2	6	45.61	
12	2708	HACZEK Piotr	POL	1	4	6	45.66	
13	1064	DWYER Patrick	AUS	1	1	7	45.70	
14	2433	AL-BISHI Hamdan O	KSA	1	7	8	45.98	
15	2181	ATTENE Alessandro	ITA	2	1	7	46.41	
	2257	CLARKE Davian	JAM	2	3		DNF	

LEGEND / LEGENDE

WR	World Record / Record du monde	Pos	Position / Posicion
OR	Olympic Record / Record olympique	Q	Qualified by Right / Qaulifié direct
No	Number / Numéro	DNF	Did Not Finish / Abandon

**RESULTS****RESULTATS****MEN'S 400M
ROUND 2****400 M - HOMMES
2E TOUR**

SAT 23 SEP 2000

OLYMPIC STADIUM

SAM 23 SEPT 2000

WR	43.18	JOHNSON Michael	USA Seville (ESP)	26/08/99	QUALIFICATION : First 4 in each heat(Q)
OR	43.49	JOHNSON Michael	USA Atlanta (USA)	29/07/96	

HEAT 1

Rank	No	Name	NOC Code	Date of Birth	Lane / Order	Reaction	Result
1	3294	JOHNSON Michael	USA	13 SEP 1967	4	0.150	45.31 Q
2	2708	HACZEK Piotr	POL	26 JAN 1977	1	0.251	45.43 Q PB
3	1166	MONCUR Avard	BAH	2 NOV 1978	5		45.43 Q
4	1093	VINCENT Casey	AUS	17 MAR 1979	8	0.163	45.45 Q
5	2597	MILAZAR Eric	MRI	1 JUN 1975	7	0.364	45.52
6	3052	THILAKARATNE Sugath	SRI	30 JUL 1973	6	0.199	45.54
7	1569	CANAL David	ESP	7 DEC 1978	3	0.221	45.54
8	2844	MALHERBE Arnaud	RSA	20 NOV 1972	2	0.192	45.59

HEAT 2

Rank	No	Name	NOC Code	Date of Birth	Lane / Order	Reaction	Result
1	2257	CLARKE Davian	JAM	30 APR 1976	3	0.283	45.06 Q SB
2	3307	PETTIGREW Antonio	USA	3 NOV 1967	4	0.475	45.35 Q
3	2433	AL-BISHI Hamdan O	KSA	5 MAY 1981	6	0.200	45.35 Q
4	2263	McFARLANE Danny	JAM	14 JUN 1972	8	0.183	45.40 Q
5	1743	WADE Ibrahim	FRA	6 SEP 1968	7	0.223	45.61
6	3188	KAMOGA Davis	UGA	12 JUL 1968	2	0.207	45.74 SB
7	2381	KIRUI David	KEN	15 DEC 1974	5		46.00
8	2315	OSAKADA Jun	JPN	2 APR 1974	1	0.217	46.15

HEAT 3

Rank	No	Name	NOC Code	Date of Birth	Lane / Order	Reaction	Result
1	3277	HARRISON Alvin	USA	20 JAN 1974	6	0.195	44.25 Q
2	2260	HAUGHTON Gregory	JAM	10 NOV 1973	4	0.494	45.08 Q
3	2181	ATTENE Alessandro	ITA	10 SEP 1977	7	0.150	45.35 Q PB
4	1064	DWYER Patrick	AUS	3 NOV 1977	8	0.174	45.38 Q
5	2873	GOLOVASTOV Dmitriy	RUS	14 JUL 1971	1	0.184	45.66
6	1160	BROWN Christopher	BAH	15 OCT 1978	5	0.204	45.76
7	3173	LABIDI Soufiene	TUN	29 SEP 1977	2	0.215	46.01
8	2631	MONYE Jude	NGR	16 NOV 1973	3	0.203	46.32

LEGEND / LEGENDE

No	Number / Numéro	Q	Qualified by Right / Qualifié direct
WR	World Record / Record du monde	PB	Personal Best / Record personnel
OR	Olympic Record / Record olympique	SB	Season Best / Meilleure perf. sai.

**RESULTS****RESULTATS****MEN'S 400M
ROUND 2****400 M - HOMMES
2E TOUR**

SAT 23 SEP 2000

SAM 23 SEPT 2000

OLYMPIC STADIUM

WR	43.18	JOHNSON Michael	USA Seville (ESP)	26/08/99	QUALIFICATION : First 4 in each heat(Q)
OR	43.49	JOHNSON Michael	USA Atlanta (USA)	29/07/96	

HEAT 4

Rank	No	Name	NOC Code	Date of Birth	Lane / Order	Reaction	Result
1	2715	MACKOWIAK Robert	POL	13 MAY 1970	7	0.194	45.01 Q PB
2	2846	MOKGANYETSI Hendrick	RSA	7 SEP 1975	4	0.440	45.15 Q
3	1781	CAINES Daniel	GBR	15 MAY 1979	5	0.161	45.37 Q PB
4	1266	PARRELA Sanderlei Claro	BRA	7 OCT 1974	3	0.302	45.55 Q
5	1739	RAQUIL Marc	FRA	2 APR 1977	2	0.224	45.56
6	2555	CARDENAS Alejandro	MEX	4 OCT 1974	1	0.139	45.66
7	2625	BADA Sunday	NGR	22 JUN 1969	8	0.226	45.83
8	2803	ISMAIL Ibrahim	QAT	10 MAY 1972	6	0.549	45.96

LEGEND / LEGENDE

No	Number / Numéro	Q	Qualified by Right / Qualifié direct
WR	World Record / Record du monde	PB	Personal Best / Record personnel
OR	Olympic Record / Record olympique	SB	Season Best / Meilleure perf. sai.

**RESULTS SUMMARY****RECAPITULATIF DES RESULTATS****MEN'S 400M
ROUND 2****400 M - HOMMES
2E TOUR**SAT 23 SEP 2000
SAM 23 SEPT 2000

OLYMPIC STADIUM

WR	43.18	JOHNSON Michael	USA Seville (ESP)	26/08/99	QUALIFICATION : First 4 in each heat(Q)
OR	43.49	JOHNSON Michael	USA Atlanta (USA)	29/07/96	

Rank	No	Name	NOC Code	Heat	Lane / Order	Pos	Time		
1	3277	HARRISON Alvin	USA	3	6	1	44.25	Q	
2	2715	MACKOWIAK Robert	POL	4	7	1	45.01	Q	PB
3	2257	CLARKE Davian	JAM	2	3	1	45.06	Q	SB
4	2260	HAUGHTON Gregory	JAM	3	4	2	45.08	Q	
5	2846	MOKGANYETSI Hendrick	RSA	4	4	2	45.15	Q	
6	3294	JOHNSON Michael	USA	1	4	1	45.31	Q	
7	2433	AL-BISHI Hamdan O	KSA	2	6	3	45.35	Q	
	2181	ATTENE Alessandro	ITA	3	7	3	45.35	Q	PB
	3307	PETTIGREW Antonio	USA	2	4	2	45.35	Q	
10	1781	CAINES Daniel	GBR	4	5	3	45.37	Q	PB
11	1064	DWYER Patrick	AUS	3	8	4	45.38	Q	
12	2263	McFARLANE Danny	JAM	2	8	4	45.40	Q	
13	2708	HACZEK Piotr	POL	1	1	2	45.43	Q	PB
	1166	MONCUR Avard	BAH	1	5	3	45.43	Q	
15	1093	VINCENT Casey	AUS	1	8	4	45.45	Q	
16	2597	MILAZAR Eric	MRI	1	7	5	45.52		
17	1569	CANAL David	ESP	1	3	7	45.54		
	3052	THILAKARATNE Sugath	SRI	1	6	6	45.54		
19	1266	PARRELA Sanderlei Claro	BRA	4	3	4	45.55	Q	
20	1739	RAQUIL Marc	FRA	4	2	5	45.56		
21	2844	MALHERBE Arnaud	RSA	1	2	8	45.59		
22	1743	WADE Ibrahima	FRA	2	7	5	45.61		
23	2555	CARDENAS Alejandro	MEX	4	1	6	45.66		
	2873	GOLOVASTOV Dmitriy	RUS	3	1	5	45.66		
25	3188	KAMOGA Davis	UGA	2	2	6	45.74		SB
26	1160	BROWN Christopher	BAH	3	5	6	45.76		
27	2625	BADA Sunday	NGR	4	8	7	45.83		
28	2803	ISMAIL Ibrahim	QAT	4	6	8	45.96		
29	2381	KIRUI David	KEN	2	5	7	46.00		
30	3173	LABIDI Soufiene	TUN	3	2	7	46.01		
31	2315	OSAKADA Jun	JPN	2	1	8	46.15		
32	2631	MONYE Jude	NGR	3	3	8	46.32		

LEGEND / LEGENDE

WR	World Record / Record du monde	Pos	Position / Posicion	SB	Season Best / Meilleure perf. sai.
OR	Olympic Record / Record olympique	Q	Qualified by Right / Qualifié direct		
No	Number / Numéro	PB	Personal Best / Record personnel		

**RESULTS****RESULTATS****MEN'S 400M
ROUND 1****400 M - HOMMES
1ER TOUR**

FRI 22 SEP 2000

OLYMPIC STADIUM

VEN 22 SEPT 2000

WR	43.18	JOHNSON Michael	USA Seville (ESP)	26/08/99	QUALIFICATION : First 3 in each heat(Q) and 5 fastest(q)
OR	43.49	JOHNSON Michael	USA Atlanta (USA)	29/07/96	

HEAT 1

Rank	No	Name	NOC Code	Date of Birth	Lane / Order	Reaction	Result
1	1166	MONCUR Avard	BAH	2 NOV 1978	1	0.266	45.23 Q
2	1781	CAINES Daniel	GBR	15 MAY 1979	7	0.153	45.39 Q PB
3	1093	VINCENT Casey	AUS	17 MAR 1979	5	0.162	45.49 Q
4	2873	GOLOVASTOV Dmitriy	RUS	14 JUL 1971	3	0.234	45.90 q
5	2324	YAMAMURA Takahiko	JPN	13 AUG 1979	2	0.193	46.25
6	1550	SANTA Carlos	DOM	7 JAN 1978	4	0.169	46.40
7	2721	RYSIUKIEWICZ Piotr	POL	14 JUL 1974	8	0.227	46.67
8	2030	CLERVIL Gerald	HAI	27 APR 1976	6	0.553	46.69 NR

HEAT 2

Rank	No	Name	NOC Code	Date of Birth	Lane / Order	Reaction	Result
1	2631	MONYE Jude	NGR	16 NOV 1973	8	0.220	45.79 Q
2	1064	DWYER Patrick	AUS	3 NOV 1977	1	0.196	45.82 Q
3	2555	CARDENAS Alejandro	MEX	4 OCT 1974	5	0.143	46.14 Q
4	3166	de SILVA Neil	TRI	15 NOV 1969	2	0.220	46.84
5	1033	AGUIRRE Gustavo	ARG	8 APR 1977	3	0.237	47.03
6	1165	McINTOSH Troy	BAH	23 MAR 1973	6	0.231	47.06
	2489	MOTIEJUNAS Jonas	LTU	7 DEC 1974	7	0.220	DNF
	2390	OCHIENG Kennedy	KEN	31 DEC 1971	4	0.178	DNF

HEAT 3

Rank	No	Name	NOC Code	Date of Birth	Lane / Order	Reaction	Result
1	1266	PARRELA Sanderlei Claro	BRA	7 OCT 1974	4	0.472	45.55 Q
2	2263	McFARLANE Danny	JAM	14 JUN 1972	5	0.480	45.84 Q
3	3173	LABIDI Soufiene	TUN	29 SEP 1977	3	0.252	45.84 Q
4	2315	OSAKADA Jun	JPN	2 APR 1974	6	0.231	45.88 q
5	3455	CHIWIRA Tawanda	ZIM	27 AUG 1974	1	0.203	46.50
6	2624	AWAZIE Nduka	NGR	4 APR 1981	7	0.319	46.81
7	1255	KUBISA Johnson	BOT	23 APR 1972	8	0.387	46.97
	1501	DEMOSTHENOUS Evripedes	CYP	14 OCT 1972	2	0.179	DNF

LEGEND / LEGENDE

No	Number / Numéro	Q	Qualified by Right / Qualifié direct	NR	National Record / Record national
WR	World Record / Record du monde	PB	Personal Best / Record personnel	DNF	Did Not Finish / Abandon
OR	Olympic Record / Record olympique	q	Qualified / Qualifié		

**RESULTS****RESULTATS****MEN'S 400M
ROUND 1****400 M - HOMMES
1ER TOUR**FRI 22 SEP 2000
VEN 22 SEPT 2000

OLYMPIC STADIUM

WR	43.18	JOHNSON Michael	USA Seville (ESP)	26/08/99	QUALIFICATION : First 3 in each heat(Q) and 5 fastest(q)
OR	43.49	JOHNSON Michael	USA Atlanta (USA)	29/07/96	

HEAT 4

Rank	No	Name	NOC Code	Date of Birth	Lane / Order	Reaction	Result
1	2260	HAUGHTON Gregory	JAM	10 NOV 1973	8	0.295	45.63 Q
2	2381	KIRUI David Kipkorir	KEN	15 DEC 1974	2	0.207	45.69 Q PB
3	1739	RAQUIL Marc	FRA	2 APR 1977	3	0.238	45.72 Q
4	2844	MALHERBE Arnaud	RSA	20 NOV 1972	7	0.200	45.73 q
5	2625	BADA Sunday	NGR	22 JUN 1969	6	0.554	45.75 q
6	3162	MODIBO Ato	TRI	19 JUN 1979	5	0.486	45.91
7	1356	YOULA Benjamin	CGO	12 NOV 1975	4	0.183	47.54
8	1284	DZHIVONDOV Iliya	BUL	6 MAR 1978	1	0.200	48.64

HEAT 5

Rank	No	Name	NOC Code	Date of Birth	Lane / Order	Reaction	Result
1	2846	MOKGANYETSI Hendrick	RSA	7 SEP 1975	2	0.209	45.22 Q
2	2708	HACZEK Piotr	POL	26 JAN 1977	3	0.248	45.61 Q SB
3	2181	ATTENE Alessandro	ITA	10 SEP 1977	7	0.134	45.79 Q
4	3048	KUMAR Rohan Pradeep	SRI	10 MAR 1975	4	0.499	46.00
5	2800	BAKKAR Salaheldin E	OAT	1 JAN 1980	8	0.414	46.16
6	2063	SZEGLET Zsolt	HUN	4 MAY 1977	5	0.176	46.19
7	1777	BAULCH Jamie	GBR	3 MAY 1973	6	0.164	46.52

HEAT 6

Rank	No	Name	NOC Code	Date of Birth	Lane / Order	Reaction	Result
1	3277	HARRISON Alvin	USA	20 JAN 1974	6	0.467	44.96 Q
2	2257	CLARKE Davian	JAM	30 APR 1976	5	0.204	45.30 Q
3	2715	MACKOWIAK Robert	POL	13 MAY 1970	2	0.236	45.39 Q
4	1966	GOUSIS Anastasios	GRE	7 JUL 1979	3	0.211	46.38
5	2447	AL SHAMMARI Fawzi	KUW	13 FEB 1979	7	0.157	46.38
6	2101	SINGH Paramjit	IND	22 AUG 1971	8	0.188	46.64
7	3458	MUKOMANA Philip	ZIM	21 APR 1974	4	0.503	47.11

LEGEND / LEGENDE

No	Number / Numéro	Q	Qualified by Right / Qualifié direct	NR	National Record / Record national
WR	World Record / Record du monde	PB	Personal Best / Record personnel	DNF	Did Not Finish / Abandon
OR	Olympic Record / Record olympique	q	Qualified / Qualifié	SB	Season Best / Meilleure perf. sai.

ATHLETISME
Athletics
ATHLETISME
Athletics
ATHLETISME
Athletics
ATHLETISME
Athletics

**RESULTS****RESULTATS****MEN'S 400M
ROUND 1****400 M - HOMMES
1ER TOUR**FRI 22 SEP 2000
VEN 22 SEPT 2000

OLYMPIC STADIUM

WR	43.18	JOHNSON Michael	USA Seville (ESP)	26/08/99	QUALIFICATION : First 3 in each heat(Q) and 5 fastest(q)
OR	43.49	JOHNSON Michael	USA Atlanta (USA)	29/07/96	

HEAT 7

Rank	No	Name	NOC Code	Date of Birth	Lane / Order	Reaction	Result
1	3294	JOHNSON Michael	USA	13 SEP 1967	5	0.176	45.25 Q
2	1569	CANAL David	ESP	7 DEC 1978	2	0.189	45.53 Q SB
3	1743	WADE Ibrahima	FRA	6 SEP 1968	3	0.262	45.72 Q
4	1015	LOUAHLA Malik	ALG	19 DEC 1977	7	0.158	46.06
5	1776	BALDOCK Sean	GBR	3 DEC 1976	4	0.180	46.45
6	1188	ROLLINS Fabian	BAR	4 JAN 1976	8	0.447	46.85
7	3202	KAYDASH Oleksandr	UKR	30 MAY 1976	6	0.586	46.88

HEAT 8

Rank	No	Name	NOC Code	Date of Birth	Lane / Order	Reaction	Result
1	2433	AL-BISHI Hamdan O	KSA	5 MAY 1981	4	0.153	45.22 Q NR
2	3052	THILAKARATNE Sugath	SRI	30 JUL 1973	2	0.211	45.48 Q
3	2803	ISMAIL Ibrahim	OAT	10 MAY 1972	1	0.234	45.48 Q
4	2597	MILAZAR Eric	MRI	1 JUN 1975	5	0.459	45.66 q
5	3083	BALOSAK Stefan	SVK	23 NOV 1972	3	0.192	46.42
6	2319	TABATA Kenji	JPN	24 SEP 1974	7	0.143	46.59
7	2013	SYLVAN Rudieon	GRN	17 JAN 1979	8	0.241	48.17
8	3422	AL KHEWANI Basheer	YEM	1 MAY 1982	6	0.452	49.72 PB

HEAT 9

Rank	No	Name	NOC Code	Date of Birth	Lane / Order	Reaction	Result
1	3307	PETTIGREW Antonio	USA	3 NOV 1967	3	0.328	45.62 Q
2	1160	BROWN Christopher	BAH	15 OCT 1978	4	0.505	45.80 Q
3	3188	KAMOGA Davis	UGA	12 JUL 1968	6	0.625	45.92 Q SB
4	3027	SESTAK Matija	SLO	30 DEC 1972	7	0.295 F ²	45.95
5	2126	COMAN Tomas	IRL	10 NOV 1979	5	0.263	46.17
6	2570	TOLEDO Juan Pedro	MEX	17 JUN 1978	2	0.282	46.82
	1053	BATMAN Daniel	AUS	20 MAR 1981	8	0.378 F ¹	DNF

LEGEND / LEGENDE

No	Number / Numéro	Q	Qualified by Right / Qualifié direct	NR	National Record / Record national	Fx	False Start / Faux départ
WR	World Record / Record du monde	PB	Personal Best / Record personnel	DNF	Did Not Finish / Abandon		
OR	Olympic Record / Record olympique	q	Qualified / Qualifié	SB	Season Best / Meilleure perf. sai.		

ATHLETISME
Athletics
ATHLETISME
Athletics
ATHLETISME
Athletics
ATHLETISME
Athletics

**RESULTS SUMMARY****RECAPITULATIF DES RESULTATS****MEN'S 400M
ROUND 1
400 M - HOMMES
1ER TOUR**FRI 22 SEP 2000
VEN 22 SEPT 2000

OLYMPIC STADIUM

WR	43.18	JOHNSON Michael	USA Seville (ESP)	26/08/99	QUALIFICATION : First 3 in each heat(Q) and 5 fastest(q)
OR	43.49	JOHNSON Michael	USA Atlanta (USA)	29/07/96	

Rank	No	Name	NOC Code	Heat	Lane / Order	Pos	Time		
1	3277	HARRISON Alvin	USA	6	6	1	44.96	Q	
2	2433	AL-BISHI Hamdan O	KSA	8	4	1	45.22	Q	NR
	2846	MOKGANYETSI Hendrick	RSA	5	2	1	45.22	Q	
4	1166	MONCUR Avard	BAH	1	1	1	45.23	Q	
5	3294	JOHNSON Michael	USA	7	5	1	45.25	Q	
6	2257	CLARKE Davian	JAM	6	5	2	45.30	Q	
7	1781	CAINES Daniel	GBR	1	7	2	45.39	Q	PB
	2715	MACKOWIAK Robert	POL	6	2	3	45.39	Q	
9	2803	ISMAIL Ibrahim	QAT	8	1	3	45.48	Q	
	3052	THILAKARATNE Sugath	SRI	8	2	2	45.48	Q	
11	1093	VINCENT Casey	AUS	1	5	3	45.49	Q	
12	1569	CANAL David	ESP	7	2	2	45.53	Q	SB
13	1266	PARRELA Sanderlei Claro	BRA	3	4	1	45.55	Q	
14	2708	HACZEK Piotr	POL	5	3	2	45.61	Q	SB
15	3307	PETTIGREW Antonio	USA	9	3	1	45.62	Q	
16	2260	HAUGHTON Gregory	JAM	4	8	1	45.63	Q	
17	2597	MILAZAR Eric	MRI	8	5	4	45.66	q	
18	2381	KIRUI David Kipkorir	KEN	4	2	2	45.69	Q	PB
19	1739	RAQUIL Marc	FRA	4	3	3	45.72	Q	
	1743	WADE Ibrahima	FRA	7	3	3	45.72	Q	
21	2844	MALHERBE Arnaud	RSA	4	7	4	45.73	q	
22	2625	BADA Sunday	NGR	4	6	5	45.75	q	
23	2181	ATTENE Alessandro	ITA	5	7	3	45.79	Q	
	2631	MONYE Jude	NGR	2	8	1	45.79	Q	
25	1160	BROWN Christopher	BAH	9	4	2	45.80	Q	
26	1064	DWYER Patrick	AUS	2	1	2	45.82	Q	
27	3173	LABIDI Soufiene	TUN	3	3	3	45.84	Q	
	2263	McFARLANE Danny	JAM	3	5	2	45.84	Q	
29	2315	OSAKADA Jun	JPN	3	6	4	45.88	q	
30	2873	GOLOVASTOV Dmitriy	RUS	1	3	4	45.90	q	
31	3162	MODIBO Ato	TRI	4	5	6	45.91		
32	3188	KAMOGA Davis	UGA	9	6	3	45.92	Q	SB
33	3027	SESTAK Matija	SLO	9	7	4	45.95		
34	3048	KUMAR Rohan Pradeep	SRI	5	4	4	46.00		
35	1015	LOUHLA Malik	ALG	7	7	4	46.06		
36	2555	CARDENAS Alejandro	MEX	2	5	3	46.14	Q	

LEGEND / LEGENDE

WR	World Record / Record du monde	Pos	Position / Posicion	PB	Personal Best / Record personnel
OR	Olympic Record / Record olympique	Q	Qualified by Right / Qualifié direct	SB	Season Best / Meilleure perf. sai.
No	Number / Numéro	NR	National Record / Record national	q	Qualified / Qualifié

**RESULTS SUMMARY****RECAPITULATIF DES RESULTATS****MEN'S 400M
ROUND 1****400 M - HOMMES
1ER TOUR**FRI 22 SEP 2000
VEN 22 SEPT 2000

OLYMPIC STADIUM

WR	43.18	JOHNSON Michael	USA Seville (ESP)	26/08/99	QUALIFICATION : First 3 in each heat(Q) and 5 fastest(q)
OR	43.49	JOHNSON Michael	USA Atlanta (USA)	29/07/96	

Rank	No	Name	NOC Code	Heat	Lane / Order	Pos	Time	
37	2800	BAKKAR Salaheldin E	QAT	5	8	5	46.16	
38	2126	COMAN Tomas	IRL	9	5	5	46.17	
39	2063	SZEGLET Zsolt	HUN	5	5	6	46.19	
40	2324	YAMAMURA Takahiko	JPN	1	2	5	46.25	
41	2447	AL SHAMMARI Fawzi	KUW	6	7	5	46.38	
	1966	GOUSIS Anastasios	GRE	6	3	4	46.38	
43	1550	SANTA Carlos	DOM	1	4	6	46.40	
44	3083	BALOSAK Stefan	SVK	8	3	5	46.42	
45	1776	BALDOCK Sean	GBR	7	4	5	46.45	
46	3455	CHIWIRA Tawanda	ZIM	3	1	5	46.50	
47	1777	BAULCH Jamie	GBR	5	6	7	46.52	
48	2319	TABATA Kenji	JPN	8	7	6	46.59	
49	2101	SINGH Paramjit	IND	6	8	6	46.64	
50	2721	RYSIUKIEWICZ Piotr	POL	1	8	7	46.67	
51	2030	CLERVIL Gerald	HAI	1	6	8	46.69	NR
52	2624	AWAZIE Nduka	NGR	3	7	6	46.81	
53	2570	TOLEDO Juan Pedro	MEX	9	2	6	46.82	
54	3166	de SILVA Neil	TRI	2	2	4	46.84	
55	1188	ROLLINS Fabian	BAR	7	8	6	46.85	
56	3202	KAYDASH Oleksandr	UKR	7	6	7	46.88	
57	1255	KUBISA Johnson	BOT	3	8	7	46.97	
58	1033	AGUIRRE Gustavo	ARG	2	3	5	47.03	
59	1165	McINTOSH Troy	BAH	2	6	6	47.06	
60	3458	MUKOMANA Philip	ZIM	6	4	7	47.11	
61	1356	YOULA Benjamin	CGO	4	4	7	47.54	
62	2013	SYLVAN Rudieon	GRN	8	8	7	48.17	
63	1284	DZHIVONDOV Iliya	BUL	4	1	8	48.64	
64	3422	AL KHEWANI Basheer	YEM	8	6	8	49.72	PB
	1053	BATMAN Daniel	AUS	9	8		DNF	
	1501	DEMOSTHENOUS Evripedes	CYP	3	2		DNF	
	2489	MOTIEJUNAS Jonas	LTU	2	7		DNF	
	2390	OCHIENG Kennedy	KEN	2	4		DNF	

LEGEND / LEGENDE

WR	World Record / Record du monde	Pos	Position / Posicion	PB	Personal Best / Record personnel	DNF	Did Not Finish / Abandon
OR	Olympic Record / Record olympique	Q	Qualified by Right / Qualifié direct	SB	Season Best / Meilleure perf. sai.		
No	Number / Numéro	NR	National Record / Record national	q	Qualified / Qualifié		

**RESULTS****RESULTATS****MEN'S 800M
FINAL**
**800 M - HOMMES
FINALE**

WED 27 SEP 2000

MER 27 SEPT 2000

OLYMPIC STADIUM

WR	1:41.11	KIPKETER Wilson	DEN Cologne (GER)	24/08/97
OR	1:42.58	RODAL Vebjoern	NOR Atlanta (USA)	31/07/96

Rank	No	Name	NOC Code	Date of Birth	Lane / Order	Result	
1	1887	SCHUMANN Nils	GER	20 MAY 1978	2	1:45.08	
2	1542	KIPKETER Wilson	DEN	12 DEC 1972	3	1:45.14	
3	1019	SAID-GUERNI Aissa Djibir	ALG	29 MAR 1977	5	1:45.16	
4	2853	SEPENG Hezekiel	RSA	30 JUN 1974	7	1:45.29	
5	3066	BUCHER Andre	SUI	19 OCT 1976	4	1:45.40	
6	2865	BORZAKOVSKIY Yuriy	RUS	12 APR 1981	8	1:45.83	
7	1254	DUBE Glody	BOT	2 JUL 1978	1	1:46.24	
	2203	LONGO Andrea	ITA	26 JUN 1975	6	DQ	163.2

Intermediate Times:

Distance 400m
No 2203
Split Time 53.43


Clear Humidity : 31 %
Air Temp.: 25°C/ 77°F
Wind : 15 km/h NW

LEGEND / LEGENDE

No Number / Numéro **DQ** Disqualified / Disqualifié
WR World Record / Record du monde
OR Olympic Record / Record olympique

RULE NUMBER ADDED

The 2000 Sydney Olympic Games - 800m Men Final



Results Wind: no measurement

Rank	La	Bib Nu		Time	R_time
1.	2	1887	Schumann Nils	GER	1:45.08
2.	3	1542	Kipketer Wilson	DEN	1:45.14
3.	5	1019	Said-Guerni Djabir	ALG	1:45.16
4.	7	2853	Sepeng Hezekiel	RSA	1:45.29
5.	4	3066	Bucher Andre	SUI	1:45.40
6.	8	2865	Borzakovskiy Yuriy	RUS	1:45.83
7.	1	1254	Dube Glody	BOT	1:46.24
	6	2203	Longo Andrea	ITA	Disqualified

swatch+TIMING

Photo credit: © 2000 Swatch Timing Ltd.
 All rights reserved
 If this photo is used for any commercial purpose, layout and copy have to be submitted to any recognizable person prior to release. The producer does not assume any responsibility.



Start: 27. 9.2000 20:22:33.122 @432 Scan'O'Vision Color
 Print: 27. 9.2000 20:37:04 @442 Race ID: M800F100

TM © SOCOG 1996

**RESULTS****RESULTATS****MEN'S 800M
SEMIFINAL**
**800 M - HOMMES
DEMI-FINALE**

MON 25 SEP 2000

OLYMPIC STADIUM

LUN 25 SEPT 2000

WR	1:41.11	KIPKETER Wilson	DEN Cologne (GER)	24/08/97	QUALIFICATION : First 2 in each heat(Q) and 2 fastest(q)
OR	1:42.58	RODAL Vebjoern	NOR Atlanta (USA)	31/07/96	

SEMIFINAL 1

Rank	No	Name	NOC Code	Date of Birth	Lane / Order	Result	
1	1887	SCHUMANN Nils	GER	20 MAY 1978	1	1:44.22	Q PB
2	3066	BUCHER Andre	SUI	19 OCT 1976	5	1:44.38	Q
3	1254	DUBE Glody	BOT	2 JUL 1978	2	1:44.70	q NR
4	2853	SEPENG Hezekiel	RSA	30 JUN 1974	6	1:44.85	q
5	2395	YIAMPOY William	KEN	15 MAY 1974	4	1:45.88	
6	1811	McILROY James	GBR	30 DEC 1976	7	1:46.39	
7	2667	RODAL Vebjoern	NOR	16 SEP 1972	3	1:48.73	
8	2514	CHEHIBI Mouhssin	MAR	28 JAN 1978	8	1:49.88	

SEMIFINAL 2

Rank	No	Name	NOC Code	Date of Birth	Lane / Order	Result	
1	1019	SAID-GUERNI Aissa Djibir	ALG	29 MAR 1977	5	1:44.19	Q
2	2865	BORZAKOVSKIY Yuriy	RUS	12 APR 1981	3	1:44.33	Q PB
3	2529	TIGHAZOUINE Khalid	MAR	18 JUN 1977	1	1:45.38	PB
4	2837	BOTHA Johan	RSA	10 JAN 1974	2	1:45.49	
5	2378	KIMUTAI Japheth	KEN	20 DEC 1978	6	1:45.64	
6	1198	NDUWIMANA Jean Patrick	BDI	9 MAR 1978	4	1:46.98	
7	1232	PELEPYAGIN Pavel	BLR	29 JUN 1978	8	1:50.37	
8	1061	CREMER Grant	AUS	9 JUN 1978	7	1:52.57	

SEMIFINAL 3

Rank	No	Name	NOC Code	Date of Birth	Lane / Order	Result	
1	1542	KIPKETER Wilson	DEN	12 DEC 1972	3	1:44.22	Q
2	2203	LONGO Andrea	ITA	26 JUN 1975	4	1:44.49	Q
3	1012	HECINI Adem	ALG	3 DEC 1975	6	1:45.08	
4	2522	HAIDA El Mahjoub	MAR	7 NOV 1970	7	1:46.35	
5	2838	BOTHA Werner	RSA	31 JAN 1978	5	1:46.53	
6	2453	LACIS Viktors	LAT	28 NOV 1977	2	1:47.24	
7	2054	KORANYI Balazs	HUN	30 MAY 1974	8	1:47.35	
8	2269	WATTS Marvin	JAM	21 MAY 1975	9	1:47.68	
	1268	dos SANTOS Osmar	BRA	20 OCT 1968	1	1:47.68	

LEGEND / LEGENDE

No	Number / Numéro	Q	Qualified by Right / Qualifié direct	NR	National Record / Record national
WR	World Record / Record du monde	PB	Personal Best / Record personnel		
OR	Olympic Record / Record olympique	q	Qualified / Qualifié		

**RESULTS SUMMARY****RECAPITULATIF DES RESULTATS****MEN'S 800M
SEMIFINAL
800 M - HOMMES
DEMI-FINALE**

MON 25 SEP 2000

OLYMPIC STADIUM

LUN 25 SEPT 2000

WR	1:41.11	KIPKETER Wilson	DEN Cologne (GER)	24/08/97	QUALIFICATION : First 2 in each heat(Q) and 2 fastest(q)
OR	1:42.58	RODAL Vebjoern	NOR Atlanta (USA)	31/07/96	

Rank	No	Name	NOC Code	Heat	Lane / Order	Pos	Time		
1	1019	SAID-GUERNI Aissa Djabir	ALG	2	5	1	1:44.19	Q	
2	1542	KIPKETER Wilson	DEN	3	3	1	1:44.22	Q	
	1887	SCHUMANN Nils	GER	1	1	1	1:44.22	Q	PB
4	2865	BORZAKOVSKIY Yuriy	RUS	2	3	2	1:44.33	Q	PB
5	3066	BUCHER Andre	SUI	1	5	2	1:44.38	Q	
6	2203	LONGO Andrea	ITA	3	4	2	1:44.49	Q	
7	1254	DUBE Glody	BOT	1	2	3	1:44.70	q	NR
8	2853	SEPENG Hezekiel	RSA	1	6	4	1:44.85	q	
9	1012	HECINI Adem	ALG	3	6	3	1:45.08		
10	2529	TIGHAZOUINE Khalid	MAR	2	1	3	1:45.38		PB
11	2837	BOTHA Johan	RSA	2	2	4	1:45.49		
12	2378	KIMUTAI Japheth	KEN	2	6	5	1:45.64		
13	2395	YIAMPOY William	KEN	1	4	5	1:45.88		
14	2522	HAIDA El Mahjoub	MAR	3	7	4	1:46.35		
15	1811	McILROY James	GBR	1	7	6	1:46.39		
16	2838	BOTHA Werner	RSA	3	5	5	1:46.53		
17	1198	NDUWIMANA Jean Patrick	BDI	2	4	6	1:46.98		
18	2453	LACIS Viktors	LAT	3	2	6	1:47.24		
19	2054	KORANYI Balazs	HUN	3	8	7	1:47.35		
20	2269	WATTS Marvin	JAM	3	9	8	1:47.68		
	1268	dos SANTOS Osmar	BRA	3	1	8	1:47.68		
22	2667	RODAL Vebjoern	NOR	1	3	7	1:48.73		
23	2514	CHEHIBI Mouhssin	MAR	1	8	8	1:49.88		
24	1232	PELEPYAGIN Pavel	BLR	2	8	7	1:50.37		
25	1061	CREMER Grant	AUS	2	7	8	1:52.57		

LEGEND / LEGENDE

WR	World Record / Record du monde	Pos	Position / Posicion	q	Qualified / Qualifié
OR	Olympic Record / Record olympique	Q	Qualified by Right / Qualifié direct	NR	National Record / Record national
No	Number / Numéro	PB	Personal Best / Record personnel		

**RESULTS****RESULTATS****MEN'S 800M
ROUND 1
800 M - HOMMES
1ER TOUR**SAT 23 SEP 2000
SAM 23 SEPT 2000

OLYMPIC STADIUM

WR	1:41.11	KIPKETER Wilson	DEN Cologne (GER)	24/08/97	QUALIFICATION : First 2 in each heat(Q) and 8 fastest(q)
OR	1:42.58	RODAL Vebjoern	NOR Atlanta (USA)	31/07/96	

HEAT 1

Rank	No	Name	NOC Code	Date of Birth	Lane / Order	Result
1	2203	LONGO Andrea	ITA	26 JUN 1975	2	1:46.32 Q
2	2667	RODAL Vebjoern	NOR	16 SEP 1972	3	1:46.76 Q
3	1811	McILROY James	GBR	30 DEC 1976	8	1:47.44 q
4	1520	ORAVEC Roman	CZE	5 APR 1978	1	1:47.66
5	2581	STOJANOV Vancso	MKD	7 NOV 1977	5	1:47.71
6	3296	KENAH Richard	USA	4 AUG 1970	7	1:47.85
7	2417	KIM Soon-Hyung	KOR	15 JUL 1973	4	1:48.49 SB
	2299	ALKAFRAINI Mohammad	JOR	1 SEP 1975	6	DQ 163.3

HEAT 2

Rank	No	Name	NOC Code	Date of Birth	Lane / Order	Result
1	1887	SCHUMANN Niils	GER	20 MAY 1978	6	1:47.76 Q
2	1019	SAID-GUERNI Djibir	ALG	29 MAR 1977	7	1:47.95 Q
3	1196	HATUNGIMANA Arthemon	BDI	21 JAN 1974	3	1:48.14
4	1331	WHITMARSH Zach	CAN	5 APR 1977	2	1:48.42
5	2134	MATTHEWS David	IRL	9 APR 1974	4	1:48.77
6	1798	HART Andrew	GBR	13 SEP 1969	8	1:48.78
7	1680	NAIKELEKELEVESI Isireli	FIJ	17 DEC 1976	5	1:49.61

HEAT 3

Rank	No	Name	NOC Code	Date of Birth	Lane / Order	Result
1	2853	SEPENG Hezekiel	RSA	30 JUN 1974	6	1:47.46 Q
2	1012	HECINI Adem	ALG	3 DEC 1975	1	1:47.62 Q
3	2388	MUTUA Joseph	KEN	10 DEC 1978	4	1:47.86
4	2862	BOGDANOV Dmitriy	RUS	11 APR 1979	7	1:48.14
5	1607	PARRA Roberto	ESP	6 APR 1976	5	1:48.19
6	2474	TRUE Bobby	LBR	5 NOV 1977	8	1:48.79
7	3171	BELHADJ Mohamed Habib	TUN	27 NOV 1972	3	1:49.14
8	2587	DUVANE Jorge	MOZ	9 SEP 1982	2	1:52.97

LEGEND / LEGENDE

No	Number / Numéro	Q	Qualified by Right / Qualifié direct	DQ	Disqualified / Disqualifié
WR	World Record / Record du monde	q	Qualified / Qualifié		
OR	Olympic Record / Record olympique	SB	Season Best / Meilleure perf. sai.		

M.WATTS MOVED TO NEXT RND BY RULE 163.2

**RESULTS****RESULTATS****MEN'S 800M
ROUND 1
800 M - HOMMES
1ER TOUR**SAT 23 SEP 2000
SAM 23 SEPT 2000

OLYMPIC STADIUM

WR	1:41.11	KIPKETER Wilson	DEN Cologne (GER)	24/08/97	QUALIFICATION : First 2 in each heat(Q) and 8 fastest(q)
OR	1:42.58	RODAL Vebjoern	NOR Atlanta (USA)	31/07/96	

HEAT 4

Rank	No	Name	NOC Code	Date of Birth	Lane / Order	Result
1	1542	KIPKETER Wilson	DEN	12 DEC 1972	3	1:45.57 Q
2	1254	DUBE Glody	BOT	2 JUL 1978	2	1:46.17 Q PB
3	2837	BOTHA Johan	RSA	10 JAN 1974	7	1:46.91 q
4	3459	MUTAKANYI Crispen	ZIM	15 MAR 1970	1	1:47.66
5	1571	CEREZO Jose Manuel	ESP	23 JUN 1973	8	1:48.11
6	2892	MASTROV Artem	RUS	12 NOV 1976	4	1:49.89
7	2027	ROBERTS Ian	GUY	18 DEC 1973	5	1:52.32
8	2269	WATTS Marvin	JAM	21 MAY 1975	6	1:59.97 q

HEAT 5

Rank	No	Name	NOC Code	Date of Birth	Lane / Order	Result
1	1232	PELEPYAGIN Pavel	BLR	29 JUN 1978	4	1:46.67 Q
2	1198	NDUWIMANA Jean Patrick	BDI	9 MAR 1978	3	1:46.78 Q
3	2522	HAIDA El Mahjoub	MAR	7 NOV 1970	5	1:47.14 q
4	2395	YIAMPOY William	KEN	15 MAY 1974	8	1:47.35 q
5	2762	PIRES Joao	POR	10 JUN 1979	6	1:47.61
6	2811	YOUSUF Abdu I	OAT	27 DEC 1981	1	1:53.23
7	2553	ISMAIL Naseer	MDV	10 JUL 1975	7	1:56.67
8	1156	BAGHIROV Faig	AZE	3 FEB 1976	2	1:57.39

HEAT 6

Rank	No	Name	NOC Code	Date of Birth	Lane / Order	Result
1	2865	BORZAKOVSKIY Yuriy	RUS	12 APR 1981	2	1:45.39 Q
2	2378	KIMUTAI Japheth	KEN	20 DEC 1978	7	1:45.60 Q
3	1061	CREMER Grant	AUS	9 JUN 1978	3	1:45.86 q SB
4	2054	KORANYI Balazs	HUN	30 MAY 1974	1	1:46.21 q SB
5	3321	WOODWARD Bryan	USA	3 MAR 1974	6	1:47.64
6	2121	JELOODARZADEH SEDEI Mahdi	IRI	21 SEP 1976	8	1:47.91
7	1278	HAIDARA Mohamed Saleh Naji	BRN	24 OCT 1974	4	1:56.64
	3062	YAGOUB Mohamed	SUD	2 SEP 1977	5	DNS

LEGEND / LEGENDE

No	Number / Numéro	Q	Qualified by Right / Qualifié direct	DQ	Disqualified / Disqualifié
WR	World Record / Record du monde	q	Qualified / Qualifié	PB	Personal Best / Record personnel
OR	Olympic Record / Record olympique	SB	Season Best / Meilleure perf. sai.	DNS	Did Not Start / Non partant

M.WATTS MOVED TO NEXT RND BY RULE 163.2

**RESULTS****RESULTATS****MEN'S 800M
ROUND 1****800 M - HOMMES
1ER TOUR**

SAT 23 SEP 2000

OLYMPIC STADIUM

SAM 23 SEPT 2000

WR	1:41.11	KIPKETER Wilson	DEN Cologne (GER)	24/08/97	QUALIFICATION : First 2 in each heat(Q) and 8 fastest(q)
OR	1:42.58	RODAL Vebjoern	NOR Atlanta (USA)	31/07/96	

HEAT 7

Rank	No	Name	NOC Code	Date of Birth	Lane / Order	Result
1	2529	TIGHAZOUINE Khalid	MAR	18 JUN 1977	2	1:46.33 Q
2	3066	BUCHER Andre	SUI	19 OCT 1976	8	1:46.51 Q
3	2453	LACIS Viktors	LAT	28 NOV 1977	4	1:46.94 q SB
4	1268	dos SANTOS Osmar	BRA	20 OCT 1968	3	1:47.05 q
5	1184	BROWNE Milton O	BAR	1 JUN 1976	7	1:47.63 SB
6	1203	KAHAN Nathan	BEL	12 FEB 1971	6	1:47.69
7	1983	STROUBAKOS Panaiyotis	GRE	8 SEP 1972	5	1:47.96

HEAT 8

Rank	No	Name	NOC Code	Date of Birth	Lane / Order	Result
1	2838	BOTHA Werner	RSA	31 JAN 1978	7	1:47.83 Q
2	2514	CHEHIBI Mouhssin	MAR	28 JAN 1978	6	1:48.51 Q
3	2616	SOM Bram	NED	20 FEB 1980	1	1:48.58
4	1077	McCARTHY Kris	AUS	15 OCT 1978	2	1:48.92
5	3272	EVERETT Mark	USA	2 SEP 1968	5	1:49.77
6	3190	OWOR Paskar	UGA	22 DEC 1980	4	1:49.99
7	2542	CERCHES Vitalie	MDA	9 MAY 1973	8	1:52.15
8	2579	PUREVSUREN Puntsag-Osor	MGL	30 JAN 1975	3	1:56.29

LEGEND / LEGENDE

No	Number / Numéro	Q	Qualified by Right / Qualifié direct	DQ	Disqualified / Disqualifié
WR	World Record / Record du monde	q	Qualified / Qualifié	PB	Personal Best / Record personnel
OR	Olympic Record / Record olympique	SB	Season Best / Meilleure perf. sai.	DNS	Did Not Start / Non partant

M.WATTS MOVED TO NEXT RND BY RULE 163.2

**RESULTS SUMMARY****RECAPITULATIF DES RESULTATS****MEN'S 800M
ROUND 1
800 M - HOMMES
1ER TOUR**SAT 23 SEP 2000
SAM 23 SEPT 2000

OLYMPIC STADIUM

WR	1:41.11	KIPKETER Wilson	DEN Cologne (GER)	24/08/97	QUALIFICATION : First 2 in each heat(Q) and 8 fastest(q)
OR	1:42.58	RODAL Vebjoern	NOR Atlanta (USA)	31/07/96	

Rank	No	Name	NOC Code	Heat	Lane / Order	Pos	Time		
1	2865	BORZAKOVSKIY Yuriy	RUS	6	2	1	1:45.39	Q	
2	1542	KIPKETER Wilson	DEN	4	3	1	1:45.57	Q	
3	2378	KIMUTAI Japheth	KEN	6	7	2	1:45.60	Q	
4	1061	CREMER Grant	AUS	6	3	3	1:45.86	q	SB
5	1254	DUBE Glody	BOT	4	2	2	1:46.17	Q	PB
6	2054	KORANYI Balazs	HUN	6	1	4	1:46.21	q	SB
7	2203	LONGO Andrea	ITA	1	2	1	1:46.32	Q	
8	2529	TIGHAZOUINE Khalid	MAR	7	2	1	1:46.33	Q	
9	3066	BUCHER Andre	SUI	7	8	2	1:46.51	Q	
10	1232	PELEPYAGIN Pavel	BLR	5	4	1	1:46.67	Q	
11	2667	RODAL Vebjoern	NOR	1	3	2	1:46.76	Q	
12	1198	NDUWIMANA Jean Patrick	BDI	5	3	2	1:46.78	Q	
13	2837	BOTHA Johan	RSA	4	7	3	1:46.91	q	
14	2453	LACIS Viktors	LAT	7	4	3	1:46.94	q	SB
15	1268	dos SANTOS Osmar	BRA	7	3	4	1:47.05	q	
16	2522	HAIDA El Mahjoub	MAR	5	5	3	1:47.14	q	
17	2395	YIAMPOY William	KEN	5	8	4	1:47.35	q	
18	1811	McILROY James	GBR	1	8	3	1:47.44	q	
19	2853	SEPENG Hezekiel	RSA	3	6	1	1:47.46	Q	
20	2762	PIRES Joao	POR	5	6	5	1:47.61		
21	1012	HECINI Adem	ALG	3	1	2	1:47.62	Q	
22	1184	BROWNE Milton O	BAR	7	7	5	1:47.63		SB
23	3321	WOODWARD Bryan	USA	6	6	5	1:47.64		
24	3459	MUTAKANYI Crispen	ZIM	4	1	4	1:47.66		
	1520	ORAVEC Roman	CZE	1	1	4	1:47.66		
26	1203	KAHAN Nathan	BEL	7	6	6	1:47.69		
27	2581	STOJANOV Vanco	MKD	1	5	5	1:47.71		
28	1887	SCHUMANN Nils	GER	2	6	1	1:47.76	Q	
29	2838	BOTHA Werner	RSA	8	7	1	1:47.83	Q	
30	3296	KENAH Richard	USA	1	7	6	1:47.85		
31	2388	MUTUA Joseph	KEN	3	4	3	1:47.86		
32	2121	JELOODARZADEH SEDEI Mahdi	IRI	6	8	6	1:47.91		
33	1019	SAID-GUERNI Djibir	ALG	2	7	2	1:47.95	Q	
34	1983	STROUBAKOS Panaiyotis	GRE	7	5	7	1:47.96		
35	1571	CEREZO Jose Manuel	ESP	4	8	5	1:48.11		
36	2862	BOGDANOV Dmitriy	RUS	3	7	4	1:48.14		

LEGEND / LEGENDE

WR	World Record / Record du monde	Pos	Position / Posicion	SB	Season Best / Meilleure perf. sai.
OR	Olympic Record / Record olympique	Q	Qualified by Right / Qualifié direct	PB	Personal Best / Record personnel
No	Number / Numéro	q	Qualified / Qualifié		

M.WATTS MOVED TO NEXT RND BY RULE 163.2

**RESULTS SUMMARY****MEN'S 800M
ROUND 1****800 M - HOMMES
1ER TOUR****RECAPITULATIF DES RESULTATS**

SAT 23 SEP 2000

OLYMPIC STADIUM

SAM 23 SEPT 2000

WR	1:41.11	KIPKETER Wilson	DEN Cologne (GER)	24/08/97	QUALIFICATION : First 2 in each heat(Q) and 8 fastest(q)
OR	1:42.58	RODAL Vebjoern	NOR Atlanta (USA)	31/07/96	

Rank	No	Name	NOC Code	Heat	Lane / Order	Pos	Time	
36	1196	HATUNGIMANA Arthemon	BDI	2	3	3	1:48.14	
38	1607	PARRA Roberto	ESP	3	5	5	1:48.19	
39	1331	WHITMARSH Zach	CAN	2	2	4	1:48.42	
40	2417	KIM Soon-Hyung	KOR	1	4	7	1:48.49	SB
41	2514	CHEHIBI Mouhssin	MAR	8	6	2	1:48.51	Q
42	2616	SOM Bram	NED	8	1	3	1:48.58	
43	2134	MATTHEWS David	IRL	2	4	5	1:48.77	
44	1798	HART Andrew	GBR	2	8	6	1:48.78	
45	2474	TRUE Bobby	LBR	3	8	6	1:48.79	
46	1077	McCARTHY Kris	AUS	8	2	4	1:48.92	
47	3171	BELHADJ Mohamed Habib	TUN	3	3	7	1:49.14	
48	1680	NAIKELEKELEVESI Isireli	FIJ	2	5	7	1:49.61	
49	3272	EVERETT Mark	USA	8	5	5	1:49.77	
50	2892	MASTROV Artem	RUS	4	4	6	1:49.89	
51	3190	OWOR Paskar	UGA	8	4	6	1:49.99	
52	2542	CERCHES Vitalie	MDA	8	8	7	1:52.15	
53	2027	ROBERTS Ian	GUY	4	5	7	1:52.32	
54	2587	DUVANE Jorge	MOZ	3	2	8	1:52.97	
55	2811	YOUSUF Abdu I	QAT	5	1	6	1:53.23	
56	2579	PUREVSUREN Puntsag-Osor	MGL	8	3	8	1:56.29	
57	1278	HAIDARA Mohamed Saleh Naji	BRN	6	4	7	1:56.64	
58	2553	ISMAIL Naseer	MDV	5	7	7	1:56.67	
59	1156	BAGHIROV Faig	AZE	5	2	8	1:57.39	
60	2269	WATTS Marvin	JAM	4	6	8	1:59.97	q
	2299	ALKAFRAINI Mohammad	JOR	1	6		DQ	163.3
	3062	YAGOUB Mohamed	SUD	6	5		DNS	

LEGEND / LEGENDE

WR	World Record / Record du monde	Pos	Position / Posicion	SB	Season Best / Meilleure perf. sai.	DNS	Did Not Start / Non partant
OR	Olympic Record / Record olympique	Q	Qualified by Right / Qaulifié direct	PB	Personal Best / Record personnel		
No	Number / Numéro	q	Qualified / Qualifié	DQ	Disqualified / Disqualifié		

M.WATTS MOVED TO NEXT RND BY RULE 163.2

**RESULTS****RESULTATS****MEN'S 1500M
FINAL
1 500 M - HOMMES
FINALE**FRI 29 SEP 2000
VEN 29 SEPT 2000

OLYMPIC STADIUM

WR	3:26.00	EL GUERROUJ Hicham	MAR Rome (ITA)	14/07/98
OR	3:32.53	COE Sebastian	GBR Los Angeles (USA)	11/08/84

Rank	No	Name	NOC Code	Date of Birth	Lane / Order	Result	
1	2389	NGENY Noah	KEN	2 NOV 1978	11	3:32.07	OR
2	2515	EL GUERROUJ Hicham	MAR	14 SEP 1974	1	3:32.32	
3	2384	LAGAT Bernard	KEN	12 DEC 1974	7	3:32.44	
4	1708	BAALA Medhi	FRA	17 AUG 1978	8	3:34.14	
5	1328	SULLIVAN Kevin	CAN	20 MAR 1974	2	3:35.50	
6	1665	ZEGEYE Daniel	ETH	13 MAR 1979	3	3:36.78	
7	1575	DIAZ Andres	ESP	12 JUL 1969	10	3:37.27	
8	1587	HIGUERO Juan Carlos	ESP	3 AUG 1978	4	3:38.91	
9	1810	MAYOCK John	GBR	26 OCT 1970	5	3:39.41	
10	3310	PYRAH Jason	USA	6 APR 1969	6	3:39.84	
11	1732	MAAZOUZI Driss	FRA	20 OCT 1969	12	3:45.46	
12	2511	BABA Youssef	MAR	7 AUG 1979	9	3:56.08	


Intermediate Times:

Distance	400m	800m	1200m
No	2511	2511	2515
Split Time	54.14	1:54.77	2:51.67

LEGEND / LEGENDE

No	Number / Numéro
WR	World Record / Record du monde
OR	Olympic Record / Record olympique

The 2000 Sydney Olympic Games - 1500m Men Final



Results Wind: no measurement

Rank	La	Bib Nu		Time	R_time
1.	11	2389	Ngenyi Noah Kiprono	KEN	3:32.07
2.	1	2515	El Guerrouj Hicham	MAR	3:32.32
3.	7	2384	Lagat Bernard Kipchir	KEN	3:32.44
4.	8	1708	Baala Medhi	FRA	3:34.14
5.	2	1328	Sullivan Kevin	CAN	3:35.50
6.	3	1665	Zegeye Daniel	ETH	3:36.78
7.	10	1575	Diaz Andres	ESP	3:37.27
8.	4	1587	Higuero Juan Carlos	ESP	3:38.91
9.	5	1810	Mayock John	GBR	3:39.41

Start: 29. 9.2000 20:00:08.723 @416
 Print: 29. 9.2000 20:07:26 @421

Scan'O'Vision Color
 Race ID: M1K5FI00

swatch+TIMING

Photo credit: © 2000 Swatch Timing Ltd.
 All rights reserved
 If this photo is used for any commercial purpose, layout and copy have to be submitted to any recognizable person prior to release.
 The producer does not assume any responsibility.



TM © SOCOG 1996

**RESULTS****RESULTATS****MEN'S 1500M
SEMIFINAL
1 500 M - HOMMES
DEMI-FINALE**

WED 27 SEP 2000

MER 27 SEPT 2000

OLYMPIC STADIUM

WR	3:26.00	EL GUERROUJ Hicham	MAR Rome (ITA)	14/07/98	QUALIFICATION : First 5 in each heat(Q) and 2 fastest(q)
OR	3:32.53	COE Sebastian	GBR Los Angeles (USA)	11/08/84	

SEMIFINAL 1

Rank	No	Name	NOC Code	Date of Birth	Lane / Order	Result
1	2389	NGENY Noah	KEN	2 NOV 1978	12	3:39.29 Q
2	1328	SULLIVAN Kevin	CAN	20 MAR 1974	2	3:39.66 Q
3	3310	PYRAH Jason	USA	6 APR 1969	11	3:40.04 Q
4	2511	BABA Youssef	MAR	7 AUG 1979	9	3:40.16 Q
5	1732	MAAZOUZI Driss	FRA	20 OCT 1969	8	3:40.23 Q
6	3187	ACHON Julius	UGA	12 DEC 1976	6	3:40.32
7	1659	MEKONNEN Hailu	ETH	4 APR 1980	10	3:40.92
8	1273	de SOUZA Hudson	BRA	25 FEB 1977	3	3:41.00
9	3314	STEMBER Michael	USA	30 JAN 1978	1	3:42.30
10	1796	GRAFFIN Andrew	GBR	20 DEC 1977	7	3:42.72
11	1609	REDOLAT Jose Antonio	ESP	17 FEB 1976	5	3:45.46
12	1017	MORCELI Nourredine	ALG	28 FEB 1970	4	4:00.78

SEMIFINAL 2

Rank	No	Name	NOC Code	Date of Birth	Lane / Order	Result
1	2515	EL GUERROUJ Hicham	MAR	14 SEP 1974	6	3:37.60 Q
2	2384	LAGAT Bernard	KEN	12 DEC 1974	10	3:37.84 Q
3	1665	ZEGEYE Daniel	ETH	13 MAR 1979	11	3:38.08 Q
4	1708	BAALA Medhi	FRA	17 AUG 1978	4	3:38.15 Q
5	1587	HIGUERO Juan Carlos	ESP	3 AUG 1978	12	3:38.37 Q
6	1575	DIAZ Andres	ESP	12 JUL 1969	2	3:38.41 q
7	1810	MAYOCK John	GBR	26 OCT 1970	5	3:38.68 q
8	2612	KOERS Marko	NED	3 NOV 1972	7	3:39.42
9	3290	JENNINGS Gabriel	USA	25 JAN 1979	9	3:40.10
10	1653	ALEMU Berhanu	ETH	16 JUL 1982	3	3:41.09
11	1010	BOULAHFANE Kamel	ALG	1 JUL 1976	1	3:43.98
12	3062	YAGOUB Mohamed	SUD	2 SEP 1977	8	3:50.60

Cloudy

Humidity : 29%

Air Temp.: 27°C/ 81°F

Wind : 20 km/h W

LEGEND / LEGENDE

No	Number / Numéro	Q	Qualified by Right / Qualifié direct
WR	World Record / Record du monde	q	Qualified / Qualifié
OR	Olympic Record / Record olympique		

**RESULTS SUMMARY****RECAPITULATIF DES RESULTATS****MEN'S 1500M
SEMIFINAL
1 500 M - HOMMES
DEMI-FINALE**

WED 27 SEP 2000

OLYMPIC STADIUM

MER 27 SEPT 2000

WR	3:26.00	EL GUERROUJ Hicham	MAR Rome (ITA)	14/07/98	QUALIFICATION : First 5 in each heat(Q) and 2 fastest(q)
OR	3:32.53	COE Sebastian	GBR Los Angeles (USA)	11/08/84	

Rank	No	Name	NOC Code	Heat	Lane / Order	Pos	Time	
1	2515	EL GUERROUJ Hicham	MAR	2	6	1	3:37.60	Q
2	2384	LAGAT Bernard	KEN	2	10	2	3:37.84	Q
3	1665	ZEGEYE Daniel	ETH	2	11	3	3:38.08	Q
4	1708	BAALA Medhi	FRA	2	4	4	3:38.15	Q
5	1587	HIGUERO Juan Carlos	ESP	2	12	5	3:38.37	Q
6	1575	DIAZ Andres	ESP	2	2	6	3:38.41	q
7	1810	MAYOCK John	GBR	2	5	7	3:38.68	q
8	2389	NGENY Noah	KEN	1	12	1	3:39.29	Q
9	2612	KOERS Marko	NED	2	7	8	3:39.42	
10	1328	SULLIVAN Kevin	CAN	1	2	2	3:39.66	Q
11	3310	PYRAH Jason	USA	1	11	3	3:40.04	Q
12	3290	JENNINGS Gabriel	USA	2	9	9	3:40.10	
13	2511	BABA Youssef	MAR	1	9	4	3:40.16	Q
14	1732	MAAZOUZI Driss	FRA	1	8	5	3:40.23	Q
15	3187	ACHON Julius	UGA	1	6	6	3:40.32	
16	1659	MEKONNEN Hailu	ETH	1	10	7	3:40.92	
17	1273	de SOUZA Hudson	BRA	1	3	8	3:41.00	
18	1653	ALEMU Berhanu	ETH	2	3	10	3:41.09	
19	3314	STEMBER Michael	USA	1	1	9	3:42.30	
20	1796	GRAFFIN Andrew	GBR	1	7	10	3:42.72	
21	1010	BOULAHFANE Kamel	ALG	2	1	11	3:43.98	
22	1609	REDOLAT Jose Antonio	ESP	1	5	11	3:45.46	
23	3062	YAGOUB Mohamed	SUD	2	8	12	3:50.60	
24	1017	MORCELI Nourredine	ALG	1	4	12	4:00.78	

LEGEND / LEGENDE

WR	World Record / Record du monde	Pos	Position / Posicion
OR	Olympic Record / Record olympique	Q	Qualified by Right / Qaulifié direct
No	Number / Numéro	q	Qualified / Qualifié

**RESULTS****RESULTATS****MEN'S 1500M
ROUND 1****1 500 M - HOMMES
1ER TOUR**

MON 25 SEP 2000

OLYMPIC STADIUM

LUN 25 SEPT 2000

WR	3:26.00	EL GUERROUJ Hicham	MAR Rome (ITA)	14/07/98	QUALIFICATION : First 6 in each heat(Q) and 6 fastest(q)
OR	3:32.53	COE Sebastian	GBR Los Angeles (USA)	11/08/84	

HEAT 1

Rank	No	Name	NOC Code	Date of Birth	Lane / Order	Result
1	2515	EL GUERROUJ Hicham	MAR	14 SEP 1974	7	3:38.57 Q
2	1609	REDOLAT Jose Antonio	ESP	17 FEB 1976	2	3:38.66 Q
3	1010	BOULAHFANE Kamel	ALG	1 JUL 1976	10	3:39.01 Q
4	1810	MAYOCK John	GBR	26 OCT 1970	3	3:39.08 Q
5	1659	MEKONNEN Hailu	ETH	4 APR 1980	8	3:39.09 Q
6	3314	STEMBER Michael	USA	30 JAN 1978	12	3:39.13 Q
7	3187	ACHON Julius	UGA	12 DEC 1976	6	3:39.40 q
8	2372	CHIRCHIR William	KEN	6 FEB 1979	5	3:40.22
9	2142	NOLAN James	IRL	27 JAN 1977	13	3:40.50
10	3432	RADOMIROVIC Darko	YUG	5 AUG 1977	11	3:43.57
11	1070	HOWARTH Nick	AUS	24 JUN 1976	4	3:45.46
12	1458	ZORKO Branko	CRO	1 JUL 1967	9	3:46.16
13	2540	MUNTHALI Francis Fanelo	MAW	25 DEC 1972	1	3:46.34 NR

HEAT 2

Rank	No	Name	NOC Code	Date of Birth	Lane / Order	Result
1	1708	BAALA Medhi	FRA	17 AUG 1978	3	3:40.35 Q
2	2384	LAGAT Bernard	KEN	12 DEC 1974	5	3:40.42 Q
3	1587	HIGUERO Juan Carlos	ESP	3 AUG 1978	1	3:40.60 Q
4	1328	SULLIVAN Kevin	CAN	20 MAR 1974	12	3:40.80 Q
5	1665	ZEGEYE Daniel	ETH	13 MAR 1979	2	3:40.91 Q
6	3290	JENNINGS Gabriel	USA	25 JAN 1979	14	3:40.96 Q
7	2524	KAOUCH Adil	MAR	1 JAN 1979	13	3:41.06
8	1013	KHALDI Mohamed	ALG	3 MAY 1975	6	3:41.16
9	2903	SHABUNIN Vyacheslav	RUS	27 SEP 1969	7	3:41.52
10	3200	HESKO Ivan	UKR	19 AUG 1979	9	3:41.80
11	2991	SHARANGABO Alexis	RWA	9 NOV 1978	8	3:44.06
12	3450	CHIPAKO Chungu	ZAM	27 JAN 1971	11	3:49.79
13	1855	EBATELA NVO Jose Luis	GEO	29 OCT 1972	4	4:06.14
	1820	WHITEMAN Anthony	GBR	13 NOV 1971	10	DNF

Rain Humidity : 81 %
 Air Temp.: 14°C / 57°F
 Wind : 9 km/h NE

LEGEND / LEGENDE

No	Number / Numéro	Q	Qualified by Right / Qualifié direct	DNF	Did Not Finish / Abandon
WR	World Record / Record du monde	q	Qualified / Qualifié		
OR	Olympic Record / Record olympique	NR	National Record / Record national		

REVERSE DECISION TO ADVANCE W. CHIRCHIR
 BY JURY OF APPEAL

**RESULTS****RESULTATS****MEN'S 1500M
ROUND 1****1 500 M - HOMMES
1ER TOUR**

MON 25 SEP 2000

LUN 25 SEPT 2000

OLYMPIC STADIUM

WR	3:26.00	EL GUERROUJ Hicham	MAR Rome (ITA)	14/07/98	QUALIFICATION : First 6 in each heat(Q) and 6 fastest(q)
OR	3:32.53	COE Sebastian	GBR Los Angeles (USA)	11/08/84	

HEAT 3

Rank	No	Name	NOC Code	Date of Birth	Lane / Order	Result
1	2389	NGENY Noah	KEN	2 NOV 1978	7	3:38.03 Q
2	1017	MORCELI Nourredine	ALG	28 FEB 1970	14	3:38.41 Q
3	1575	DIAZ Andres	ESP	12 JUL 1969	3	3:38.54 Q
4	2511	BABA Youssef	MAR	7 AUG 1979	1	3:38.68 Q
5	1653	ALEMU Berhanu	ETH	16 JUL 1982	4	3:38.79 Q
6	1732	MAAZOUZI Driss	FRA	20 OCT 1969	5	3:38.88 Q
7	3310	PYRAH Jason	USA	6 APR 1969	13	3:38.94 q
8	2612	KOERS Marko	NED	3 NOV 1972	9	3:39.16 q
9	3062	YAGOUB Mohamed	SUD	2 SEP 1977	12	3:39.52 q
10	1273	de SOUZA Hudson	BRA	25 FEB 1977	2	3:39.70 q
11	1796	GRAFFIN Andrew	GBR	20 DEC 1977	6	3:39.75 q
12	3044	ADEN GEDI Ibrahim Mohamud	SOM	11 NOV 1970	11	3:40.33
13	2767	SILVA Rui	POR	3 AUG 1977	10	3:41.93
14	2599	OULD BIDJEL Sidi Mohamed	MTN	1 JAN 1982	8	4:03.74 PB

Rain
Air Temp.: 14°C/ 57°F
Wind : 9 km/h NE
Humidity : 81%

LEGEND / LEGENDE

No	Number / Numéro	Q	Qualified by Right / Qualifié direct	DNF	Did Not Finish / Abandon
WR	World Record / Record du monde	q	Qualified / Qualifié	PB	Personal Best / Record personnel
OR	Olympic Record / Record olympique	NR	National Record / Record national		

REVERSE DECISION TO ADVANCE W. CHIRCHIR
BY JURY OF APPEAL

**RESULTS SUMMARY****MEN'S 1500M
ROUND 1****1 500 M - HOMMES
1ER TOUR****RECAPITULATIF DES RESULTATS**

MON 25 SEP 2000

OLYMPIC STADIUM

LUN 25 SEPT 2000

WR	3:26.00	EL GUERROUJ Hicham	MAR Rome (ITA)	14/07/98	QUALIFICATION : First 6 in each heat(Q) and 6 fastest(q)
OR	3:32.53	COE Sebastian	GBR Los Angeles (USA)	11/08/84	

Rank	No	Name	NOC Code	Heat	Lane / Order	Pos	Time	
1	2389	NGENY Noah	KEN	3	7	1	3:38.03	Q
2	1017	MORCELI Nourredine	ALG	3	14	2	3:38.41	Q
3	1575	DIAZ Andres	ESP	3	3	3	3:38.54	Q
4	2515	EL GUERROUJ Hicham	MAR	1	7	1	3:38.57	Q
5	1609	REDOLAT Jose Antonio	ESP	1	2	2	3:38.66	Q
6	2511	BABA Youssef	MAR	3	1	4	3:38.68	Q
7	1653	ALEMU Berhanu	ETH	3	4	5	3:38.79	Q
8	1732	MAAZOUZI Driss	FRA	3	5	6	3:38.88	Q
9	3310	PYRAH Jason	USA	3	13	7	3:38.94	q
10	1010	BOULAHFANE Kamel	ALG	1	10	3	3:39.01	Q
11	1810	MAYOCK John	GBR	1	3	4	3:39.08	Q
12	1659	MEKONNEN Hailu	ETH	1	8	5	3:39.09	Q
13	3314	STEMBER Michael	USA	1	12	6	3:39.13	Q
14	2612	KOERS Marko	NED	3	9	8	3:39.16	q
15	3187	ACHON Julius	UGA	1	6	7	3:39.40	q
16	3062	YAGOUB Mohamed	SUD	3	12	9	3:39.52	q
17	1273	de SOUZA Hudson	BRA	3	2	10	3:39.70	q
18	1796	GRAFFIN Andrew	GBR	3	6	11	3:39.75	q
19	2372	CHIRCHIR William	KEN	1	5	8	3:40.22	
20	3044	ADEN GEDI Ibrahim Mohamud	SOM	3	11	12	3:40.33	
21	1708	BAALA Medhi	FRA	2	3	1	3:40.35	Q
22	2384	LAGAT Bernard	KEN	2	5	2	3:40.42	Q
23	2142	NOLAN James	IRL	1	13	9	3:40.50	
24	1587	HIGUERO Juan Carlos	ESP	2	1	3	3:40.60	Q
25	1328	SULLIVAN Kevin	CAN	2	12	4	3:40.80	Q
26	1665	ZEGEYE Daniel	ETH	2	2	5	3:40.91	Q
27	3290	JENNINGS Gabriel	USA	2	14	6	3:40.96	Q
28	2524	KAOUCH Adil	MAR	2	13	7	3:41.06	
29	1013	KHALDI Mohamed	ALG	2	6	8	3:41.16	
30	2903	SHABUNIN Vyacheslav	RUS	2	7	9	3:41.52	
31	3200	HESKO Ivan	UKR	2	9	10	3:41.80	
32	2767	SILVA Rui	POR	3	10	13	3:41.93	
33	3432	RADOMIROVIC Darko	YUG	1	11	10	3:43.57	
34	2991	SHARANGABO Alexis	RWA	2	8	11	3:44.06	
35	1070	HOWARTH Nick	AUS	1	4	11	3:45.46	
36	1458	ZORKO Branko	CRO	1	9	12	3:46.16	

LEGEND / LEGENDE

WR	World Record / Record du monde	Pos	Position / Posicion
OR	Olympic Record / Record olympique	Q	Qualified by Right / Qualifié direct
No	Number / Numéro	q	Qualified / Qualifié

REVERSE DECISION TO ADVANCE W. CHIRCHIR
BY JURY OF APPEAL

**RESULTS SUMMARY****MEN'S 1500M
ROUND 1****1 500 M - HOMMES
1ER TOUR****RECAPITULATIF DES RESULTATS**

MON 25 SEP 2000

OLYMPIC STADIUM

LUN 25 SEPT 2000

WR	3:26.00	EL GUERROUJ Hicham	MAR Rome (ITA)	14/07/98	QUALIFICATION : First 6 in each heat(Q) and 6 fastest(q)
OR	3:32.53	COE Sebastian	GBR Los Angeles (USA)	11/08/84	

Rank	No	Name	NOC Code	Heat	Lane / Order	Pos	Time	
37	2540	MUNTHALI Francis Fanelo	MAW	1	1	13	3:46.34	NR
38	3450	CHIPAKO Chungu	ZAM	2	11	12	3:49.79	
39	2599	OULD BIDJEL Sidi Mohamed	MTN	3	8	14	4:03.74	PB
40	1855	EBATELA NVO Jose Luis	GEO	2	4	13	4:06.14	
	1820	WHITEMAN Anthony	GBR	2	10		DNF	

LEGEND / LEGENDE

WR	World Record / Record du monde	Pos	Position / Posicion	NR	National Record / Record national
OR	Olympic Record / Record olympique	Q	Qualified by Right / Qaulifié direct	PB	Personal Best / Record personnel
No	Number / Numéro	q	Qualified / Qualifié	DNF	Did Not Finish / Abandon

**REVERSE DECISION TO ADVANCE W. CHIRCHIR
BY JURY OF APPEAL**

**RESULTS****RESULTATS****MEN'S 5000M
FINAL**
**5 000 M - HOMMES
FINALE**SAT 30 SEP 2000
SAM 30 SEPT 2000

OLYMPIC STADIUM

WR	12:39.36	GEBSELASSIE Haile	ETH Helsinki (FIN)	13/06/98
OR	13:05.59	AOUITA Said	MAR Los Angeles (USA)	11/08/84

Rank	No	Name	NOC Code	Date of Birth	Lane / Order	Result
1	1664	WOLDE Millon	ETH	17 MAR 1979	15	13:35.49
2	1020	SAIDI-SIEF Ali	ALG	15 MAR 1978	11	13:36.20
3	2526	LAHLAFI Brahim	MAR	15 APR 1968	4	13:36.47
4	1655	BAYISSA Fita	ETH	15 DEC 1972	9	13:37.03
5	2369	CHELULE David	KEN	7 JUL 1977	14	13:37.13
6	1654	ALEMU Dagne	ETH	15 OCT 1980	13	13:37.17
7	3205	LEBID Sergiy	UKR	15 JUL 1975	10	13:37.80
8	1857	ARNDT Jirka	GER	1 AUG 1973	6	13:38.57
9	2373	GITAHU Julius	KEN	29 APR 1978	12	13:39.11
10	2386	LIMO Richard	KEN	18 NOV 1980	8	13:39.43
11	1008	BENZINE Reda	ALG	19 APR 1971	1	13:40.95
12	1079	MEHARI Mizan	AUS	28 JAN 1980	2	13:42.03

Intermediate Times:

Distance	1000m	2000m	3000m	4000m
No	1857	1654	2526	2526
Split Time	2:45.36	5:39.54	8:21.79	11:09.84

Sunny Humidity : 21%
 Air Temp.: 25°C/ 77°F
 Wind : 22 km/h W

LEGEND / LEGENDE

No Number / Numéro
WR World Record / Record du monde
OR Olympic Record / Record olympique



RESULTS

RESULTATS

MEN'S 5000M
FINAL
5 000 M - HOMMES
FINALE



SAT 30 SEP 2000
SAM 30 SEPT 2000

OLYMPIC STADIUM

WR	12:39.36	GBRSELESSIE Haile	ETH Helsinki (FIN)	13/06/98
OR	13:05.59	AOUITA Said	MAR Los Angeles (USA)	11/08/84

Rank	No	Name	NOC Code	Date of Birth	Lane / Order	Result
13	3274	GOUCHER Adam	USA	18 FEB 1975	5	13:43.20
14	2810	SULEIMAN Mohammed A	OAT	23 NOV 1969	7	13:45.10
15	2320	TAKAOKA Toshinari	JPN	24 SEP 1970	3	13:46.90


Sunny Humidity : 21%
 Air Temp.: 25°C/ 77°F
 Wind : 22 km/h W

LEGEND / LEGENDE
No Number / Numéro
WR World Record / Record du monde
OR Olympic Record / Record olympique



ATHLETISME
Athletics
ATHLETISME
Athletics
ATHLETISME
Athletics
ATHLETISME
Athletics

The 2000 Sydney Olympic Games - 5000m Men Final



Results Wind: no measurement

Rank	La	Bib Nu		Time	R_time
1.	15	1664	Wolde Millon	ETH	13:35.49
2.	11	1020	Saidi-Sief Ali	ALG	13:36.20
3.	4	2526	Lahlafi Brahim	MAR	13:36.47
4.	9	1655	Bayissa Fita	ETH	13:37.03
5.	14	2369	Chelule David	KEN	13:37.13
6.	13	1654	Alemu Dagne	ETH	13:37.17
7.	10	3205	Lebid Sergiy	UKR	13:37.80
8.	6	1857	Arndt Jirka	GER	13:38.57
9.	12	2373	Citahi Julius	KEN	13:39.11

Start: 30. 9.2000 20:50:04.441 @451
 Print: 30. 9.2000 21:08:03 @463

Scan'O'Vision Color
 Race ID: M5K0FI00

swatch+TIMING

Photo credit: © 2000 Swatch Timing Ltd.
 All rights reserved
 If this photo is used for any commercial purpose, layout and copy have to be submitted to any recognizable person prior to release. The producer does not assume any responsibility.



**RESULTS****RESULTATS****MEN'S 5000M
ROUND 1****5 000 M - HOMMES
1ER TOUR**

WED 27 SEP 2000

OLYMPIC STADIUM

MER 27 SEPT 2000

WR	12:39.36	GEBRSELESSIE Haile	ETH Helsinki (FIN)	13/06/98	QUALIFICATION : First 6 in each heat(Q) and 3 fastest(q)
OR	13:05.59	AOUITA Said	MAR Los Angeles (USA)	11/08/84	

HEAT 1

Rank	No	Name	NOC Code	Date of Birth	Lane / Order	Result
1	2526	LAHLAFI Brahim	MAR	15 APR 1968	7	13:22.70 Q
2	1664	WOLDE Millon	ETH	17 MAR 1979	4	13:22.75 Q
3	1655	BAYISSA Fita	ETH	15 DEC 1972	16	13:22.92 Q
4	1008	BENZINE Reda	ALG	19 APR 1971	11	13:23.10 Q SB
5	2373	GITAHJ Julius	KEN	29 APR 1978	3	13:23.12 Q SB
6	2386	LIMO Richard	KEN	18 NOV 1980	15	13:23.17 Q
7	3274	GOUCHER Adam	USA	18 FEB 1975	6	13:24.34 q
8	1079	MEHARI Mizan	AUS	28 JAN 1980	13	13:24.56 q SB
9	1857	ARNDT Jirka	GER	1 AUG 1973	2	13:26.18 q
10	2302	HANADA Katsuhiko	JPN	12 JUN 1971	12	13:41.31 SB
11	2657	BAKKEN Marius	NOR	27 MAR 1978	9	13:44.80
12	3311	ROGERS Nick	USA	2 MAY 1975	17	13:46.18
13	1084	POWER Michael	AUS	9 MAY 1976	8	13:51.00
14	2805	HASHIM Ahmed Ibrahim	QAT	4 FEB 1966	14	14:00.30
15	1779	BOWDITCH Kristen	GBR	14 JAN 1975	1	14:08.92
16	1583	GARCIA Alberto	ESP	22 FEB 1971	18	14:11.65
17	2759	ORNELAS Helder	POR	6 MAY 1974	10	14:29.01
	2557	GALVAN David	MEX	6 APR 1976	5	DNS

Clear Humidity : 43%
 Air Temp.: 22°C/ 72°F
 Wind : 2 km/h SW

LEGEND / LEGENDE

No	Number / Numéro	Q	Qualified by Right / Qualifié direct	DNS	Did Not Start / Non partant
WR	World Record / Record du monde	SB	Season Best / Meilleure perf. sai.		
OR	Olympic Record / Record olympique	q	Qualified / Qualifié		

**RESULTS****RESULTATS****MEN'S 5000M
ROUND 1****5 000 M - HOMMES
1ER TOUR**

WED 27 SEP 2000

OLYMPIC STADIUM

MER 27 SEPT 2000

WR	12:39.36	GEBRSELASSIE Haile	ETH Helsinki (FIN)	13/06/98	QUALIFICATION : First 6 in each heat(Q) and 3 fastest(q)
OR	13:05.59	AOUITA Said	MAR Los Angeles (USA)	11/08/84	

HEAT 2

Rank	No	Name	NOC Code	Date of Birth	Lane / Order	Result	
1	1020	SAIDI-SIEF Ali	ALG	15 MAR 1978	1	13:29.24	Q
2	3205	LEBID Sergiy	UKR	15 JUL 1975	17	13:29.69	Q
3	1654	ALEMU Dagne	ETH	15 OCT 1980	11	13:29.93	Q
4	2369	CHELULE David	KEN	7 JUL 1977	8	13:29.98	Q
5	2320	TAKAOKA Toshinari	JPN	24 SEP 1970	6	13:29.99	Q
6	2810	SULEIMAN Mohammed A	QAT	23 NOV 1969	12	13:30.12	Q
7	2123	CARROLL Mark	IRL	15 JAN 1972	9	13:30.60	
8	1081	MOTTRAM Craig	AUS	18 JUN 1980	2	13:31.06	
9	1578	EL NASRI Youseff	ESP	28 JUL 1979	5	13:34.49	
10	2517	EL WARDI Mohammed Said	MAR	19 APR 1972	13	13:35.18	
11	3280	HAUSER Brad	USA	28 MAR 1977	18	13:39.41	
12	2562	OLMEDO Pablo	MEX	8 MAY 1975	14	13:40.34	
13	1717	ESSAID Mustapha	FRA	20 JAN 1970	7	13:40.82	
14	3452	MWAPE Sam Mfula	ZAM	31 JUL 1983	19	13:41.72	
15	1199	NIYONGABO Venuste	BDI	9 DEC 1973	10	13:49.57	
16	1558	ASMEROM Bolota	ERI	12 OCT 1978	16	14:15.26	
17	2621	BOHARA Gyan Bahadur	NEP	29 MAY 1969	20	14:34.15	NR
18	2161	MURAD Shihab Houna Murad	IRQ	1 JAN 1968	3	14:49.40	
19	3464	MAUNG MAUNG NGE	MYA	12 FEB 1978	15	15:12.93	
	1204	MOURHIT Mohammed	BEL	10 OCT 1970	4	DNS	

Clear Humidity : 43%
 Air Temp.: 22°C/ 72°F
 Wind : 2 km/h SW

LEGEND / LEGENDE

No	Number / Numéro	Q	Qualified by Right / Qualifié direct	DNS	Did Not Start / Non partant
WR	World Record / Record du monde	SB	Season Best / Meilleure perf. sai.	NR	National Record / Record national
OR	Olympic Record / Record olympique	q	Qualified / Qualifié		

**RESULTS****RESULTATS****MEN'S 10000M
FINAL****10 000 M - HOMMES
FINALE**

MON 25 SEP 2000

LUN 25 SEPT 2000

OLYMPIC STADIUM

WR	26:22.75	GBRSELESSIE Haile	ETH Hengelo (NED)	01/06/98
OR	27:07.34	GBRSELESSIE Haile	ETH Atlanta (USA)	29/07/96

Rank	No	Name	NOC Code	Date of Birth	Lane / Order	Result	
1	1658	GBRSELESSIE Haile	ETH	18 APR 1973	19	27:18.20	SB
2	2393	TERGAT Paul	KEN	17 JUN 1969	8	27:18.29	
3	1660	MEZGEBU Assefa	ETH	19 JUN 1978	2	27:19.75	SB
4	2374	IVUTI Patrick	KEN	30 JUN 1978	16	27:20.44	
5	2382	KORIR John	KEN	13 DEC 1981	20	27:24.75	PB
6	2512	BERIOUI Said	MAR	3 JUN 1975	7	27:37.83	SB
7	2320	TAKAOKA Toshinari	JPN	24 SEP 1970	9	27:40.44	PB
8	1805	KESKA Karl	GBR	7 MAY 1972	6	27:44.09	PB
9	1200	NIZIGAMA Aloys	BDI	18 JUN 1966	12	27:44.56	SB
10	3253	ABDIRAHMAN Abdihakim	USA	1 JAN 1977	18	27:46.17	PB
11	1662	TOLLA Girma	ETH	13 OCT 1975	15	27:49.75	
12	3295	KEFLEZIGHI Mebrahtom	USA	5 MAY 1975	13	27:53.63	PB

Intermediate Times:

Distance	1000m	2000m	3000m	4000m	5000m	6000m	7000m	8000m	9000m
No	1200	1200	1200	2374	1200	2374	1200	2382	2382
Split Time	2:39.52	5:23.31	8:08.03	10:55.47	13:45.88	16:31.19	19:24.63	22:04.46	24:44.09

LEGEND / LEGENDE

No	Number / Numéro	SB	Season Best / Meilleure perf. sai.
WR	World Record / Record du monde	PB	Personal Best / Record personnel
OR	Olympic Record / Record olympique		

**RESULTS****RESULTATS****MEN'S 10000M
FINAL****10 000 M - HOMMES
FINALE**

MON 25 SEP 2000

LUN 25 SEPT 2000

OLYMPIC STADIUM


WR	26:22.75	GEBRESESSIE Haile	ETH Hengelo (NED)	01/06/98
OR	27:07.34	GEBRESESSIE Haile	ETH Atlanta (USA)	29/07/96

Rank	No	Name	NOC Code	Date of Birth	Lane / Order	Result
13	2557	GALVAN David	MEX	6 APR 1976	11	27:54.56
14	2763	RAMOS Jose	POR	28 JUL 1968	4	28:07.43
15	2302	HANADA Katsuhiko	JPN	12 JUN 1971	17	28:08.11
16	1018	MOUSSAOUI Samir	ALG	15 MAY 1975	3	28:17.25
17	2186	BERRADI Rachid	ITA	29 AUG 1975	10	28:45.96
18	1610	RIOS Jose	ESP	15 MAR 1974	1	28:50.31
	1601	MOLINA Enrique	ESP	25 FEB 1968	14	DNF
	1204	MOURHIT Mohammed	BEL	10 OCT 1970	5	DNF

LEGEND / LEGENDE

No	Number / Numéro	SB	Season Best / Meilleure perf. sai.
WR	World Record / Record du monde	PB	Personal Best / Record personnel
OR	Olympic Record / Record olympique	DNF	Did Not Finish / Abandon

The 2000 Sydney Olympic Games - 10000m Men Final



Results Wind: no measurement

Rank	La	Bib Nu		Time	R_time
1.	19	1658	Gebreselassie Haile	ETH	27:18.20
2.	8	2393	Tergat Paul	KEN	27:18.29
3.	2	1660	Mezgebu Assefa	ETH	27:19.75
4.	16	2374	Ivuti Patrick Mutuku	KEN	27:20.44
5.	20	2382	Korir John	KEN	27:24.75
6.	7	2512	Berious Said	MAR	27:37.83
7.	9	2320	Takaoka Toshinari	JPN	27:40.44
8.	6	1805	Keska Karl	GBR	27:44.09
9.	12	1200	Nizigama Aloys	BDI	27:44.56

Start: 25. 9.2000 22:03:07.147 @502
 Print: 25. 9.2000 22:37:16 @525

Scan'O'Vision Color
 Race ID: M10KFI00

swatch+TIMING

Photo credit: © 2000 Swatch Timing Ltd.
 All rights reserved
 If this photo is used for any commercial purpose, layout and copy have to be submitted to any recognizable person prior to release.
 The producer does not assume any responsibility.



**RESULTS****RESULTATS****MEN'S 10000M
ROUND 1****10 000 M - HOMMES
1ER TOUR**FRI 22 SEP 2000
VEN 22 SEPT 2000

OLYMPIC STADIUM

WR	26:22.75	GEBSELASSIE Haile	ETH Hengelo (NED)	01/06/98	QUALIFICATION : First 8 in each heat(Q) and 4 fastest(q)
OR	27:07.34	GEBSELASSIE Haile	ETH Atlanta (USA)	29/07/96	

HEAT 1

Rank	No	Name	NOC Code	Date of Birth	Lane / Order	Result
1	1658	GEBSELASSIE Haile	ETH	18 APR 1973	2	27:50.01 Q
2	2374	IVUTI Patrick	KEN	30 JUN 1978	15	27:50.10 Q
3	2382	KORIR John	KEN	13 DEC 1981	7	27:50.19 Q
4	1660	MEZGEBU Assefa	ETH	19 JUN 1978	8	27:50.64 Q
5	2320	TAKAOKA Toshinari	JPN	24 SEP 1970	3	27:59.95 Q SB
6	1018	MOUSSAOUI Samir	ALG	15 MAY 1975	4	28:08.22 Q
7	3253	ABDIRAHMAN Abdihakim	USA	1 JAN 1977	9	28:09.04 Q
8	1601	MOLINA Enrique	ESP	25 FEB 1968	5	28:09.76 Q
9	1804	JONES Andres	GBR	3 FEB 1977	13	28:11.20
10	2565	QUINTANILLA Armando	MEX	19 APR 1968	11	28:14.54
11	1055	BEZABEH Sisay	AUS	9 SEP 1977	10	28:21.63
12	1322	KALEY Sean	CAN	26 FEB 1975	16	28:36.07
13	1789	DENMARK Robert	GBR	23 NOV 1968	1	28:43.74
14	1060	CREIGHTON Shaun	AUS	14 MAY 1967	12	28:52.71
15	2188	CAIMMI Daniele	ITA	17 DEC 1972	17	29:01.26
16	1574	CUNADO Teodoro	ESP	13 FEB 1970	14	29:10.90
17	2675	AISH Michael	NZL	24 JUL 1976	6	29:31.83

LEGEND / LEGENDE

No	Number / Numéro	Q	Qualified by Right / Qualifié direct
WR	World Record / Record du monde	SB	Season Best / Meilleure perf. sai.
OR	Olympic Record / Record olympique		

**RESULTS****RESULTATS****MEN'S 10000M
ROUND 1****10 000 M - HOMMES
1ER TOUR**FRI 22 SEP 2000
VEN 22 SEPT 2000

OLYMPIC STADIUM

WR	26:22.75	GEBSELASSIE Haile	ETH Hengelo (NED)	01/06/98	QUALIFICATION : First 8 in each heat(Q) and 4 fastest(q)
OR	27:07.34	GEBSELASSIE Haile	ETH Atlanta (USA)	29/07/96	

HEAT 2

Rank	No	Name	NOC Code	Date of Birth	Lane / Order	Result
1	1662	TOLLA Girma	ETH	13 OCT 1975	7	27:44.01 Q
2	2393	TERGAT Paul	KEN	17 JUN 1969	10	27:44.07 Q
3	2302	HANADA Katsuhiko	JPN	12 JUN 1971	9	27:45.13 Q PB
4	1204	MOURHIT Mohammed	BEL	10 OCT 1970	17	27:45.75 Q
5	2512	BERIOUI Said	MAR	3 JUN 1975	11	27:45.83 Q
6	1805	KESKA Karl	GBR	7 MAY 1972	8	27:48.29 Q PB
7	2557	GALVAN David	MEX	6 APR 1976	12	27:49.53 Q
8	1200	NIZIGAMA Aloys	BDI	18 JUN 1966	2	27:50.09 Q SB
9	1610	RIOS Jose	ESP	15 MAR 1974	6	27:51.40 q
10	2763	RAMOS Jose	POR	28 JUL 1968	13	27:56.30 q PB
11	3295	KEFLEZIGHI Mebrahtom	USA	5 MAY 1975	15	27:58.96 q
12	2186	BERRADI Rachid	ITA	29 AUG 1975	1	28:01.18 q
13	1361	DIAZ Mauricio	CHI	7 AUG 1968	4	28:05.61 NR
14	1559	KIFLE Yonas	ERI	24 MAR 1977	5	28:08.59 NR
15	1326	SCHIEBLER Jeff	CAN	1 JUN 1973	3	28:30.46
16	2887	MAKSIMOV Dmitriy	RUS	6 MAY 1977	14	28:54.15
17	3264	CULPEPPER Alan	USA	15 SEP 1972	16	29:00.71

LEGEND / LEGENDE

No	Number / Numéro	Q	Qualified by Right / Qualifié direct	q	Qualified / Qualifié
WR	World Record / Record du monde	SB	Season Best / Meilleure perf. sai.	NR	National Record / Record national
OR	Olympic Record / Record olympique	PB	Personal Best / Record personnel		

**RESULTS SUMMARY****RECAPITULATIF DES RESULTATS****MEN'S 10000M
ROUND 1****10 000 M - HOMMES
1ER TOUR**FRI 22 SEP 2000
VEN 22 SEPT 2000

OLYMPIC STADIUM


WR	26:22.75	GBRSELESSIE Haile	ETH Hengelo (NED)	01/06/98	QUALIFICATION : First 8 in each heat(Q) and 4 fastest(q)
OR	27:07.34	GBRSELESSIE Haile	ETH Atlanta (USA)	29/07/96	

Rank	No	Name	NOC Code	Heat	Lane / Order	Pos	Time	
1	1662	TOLLA Girma	ETH	2	7	1	27:44.01	Q
2	2393	TERGAT Paul	KEN	2	10	2	27:44.07	Q
3	2302	HANADA Katsuhiko	JPN	2	9	3	27:45.13	Q PB
4	1204	MOURHIT Mohammed	BEL	2	17	4	27:45.75	Q
5	2512	BERIOUI Said	MAR	2	11	5	27:45.83	Q
6	1805	KESKA Karl	GBR	2	8	6	27:48.29	Q PB
7	2557	GALVAN David	MEX	2	12	7	27:49.53	Q
8	1658	GBRSELESSIE Haile	ETH	1	2	1	27:50.01	Q
9	1200	NIZIGAMA Aloys	BDI	2	2	8	27:50.09	Q SB
10	2374	IVUTI Patrick	KEN	1	15	2	27:50.10	Q
11	2382	KORIR John	KEN	1	7	3	27:50.19	Q
12	1660	MEZGEBU Assefa	ETH	1	8	4	27:50.64	Q
13	1610	RIOS Jose	ESP	2	6	9	27:51.40	q
14	2763	RAMOS Jose	POR	2	13	10	27:56.30	q PB
15	3295	KEFLEZIGHI Mebrahtom	USA	2	15	11	27:58.96	q
16	2320	TAKAOKA Toshinari	JPN	1	3	5	27:59.95	Q SB
17	2186	BERRADI Rachid	ITA	2	1	12	28:01.18	q
18	1361	DIAZ Mauricio	CHI	2	4	13	28:05.61	NR
19	1018	MOUSSAOUI Samir	ALG	1	4	6	28:08.22	Q
20	1559	KIFLE Yonas	ERI	2	5	14	28:08.59	NR
21	3253	ABDIRAHMAN Abdihakim	USA	1	9	7	28:09.04	Q
22	1601	MOLINA Enrique	ESP	1	5	8	28:09.76	Q
23	1804	JONES Andres	GBR	1	13	9	28:11.20	
24	2565	QUINTANILLA Armando	MEX	1	11	10	28:14.54	
25	1055	BEZABEH Sisay	AUS	1	10	11	28:21.63	
26	1326	SCHIEBLER Jeff	CAN	2	3	15	28:30.46	
27	1322	KALEY Sean	CAN	1	16	12	28:36.07	
28	1789	DENMARK Robert	GBR	1	1	13	28:43.74	
29	1060	CREIGHTON Shaun	AUS	1	12	14	28:52.71	
30	2887	MAKSIMOV Dmitriy	RUS	2	14	16	28:54.15	
31	3264	CULPEPPER Alan	USA	2	16	17	29:00.71	
32	2188	CAIMMI Daniele	ITA	1	17	15	29:01.26	
33	1574	CUNADO Teodoro	ESP	1	14	16	29:10.90	
34	2675	AISH Michael	NZL	1	6	17	29:31.83	

LEGEND / LEGENDE

WR	World Record / Record du monde	Pos	Position / Posicion	SB	Season Best / Meilleure perf. sai.
OR	Olympic Record / Record olympique	Q	Qualified by Right / Qualifié direct	q	Qualified / Qualifié
No	Number / Numéro	PB	Personal Best / Record personnel	NR	National Record / Record national

The 2000 Sydney Olympic Games - 110m Hurdles Men Final



Results Wind: +0.6 m/s

Rank	La	Bib Nu		Time	R_time
1.	3	1470	Garcia Anier CUB	13.00	0.172
2.	4	3318	Trammell Terrence USA	13.16	0.221
3.	6	3262	Crear Mark USA	13.22	0.214
4.	5	3291	Johnson Allen USA	13.23	0.182
5.	1	1802	Jackson Colin GBR	13.28	0.139
6.	7	1888	Schwarthoff Florian GER	13.42	0.184
7.	2	2031	Dorival Dudley HAI	13.49	0.161
8.	8	3106	Kronberg Robert SWE	13.61	0.244

Start: 25. 9.2000 20:42:37.728 @446 Scan'O'Vision Color
 Print: 25. 9.2000 20:45:52 @448 Race ID: M11HF100

swatch+TIMING

Photo credit: © 2000 Swatch Timing Ltd.
 All rights reserved
 If this photo is used for any commercial purpose, layout and copy have to be submitted to any recognizable person prior to release.
 The producer does not assume any responsibility.



TM © SOCOG 1996

**RESULTS****RESULTATS****MEN'S 110M HURDLES
SEMIFINAL****110 M HAIES - HOMMES
DEMI-FINALE**

MON 25 SEP 2000

LUN 25 SEPT 2000

OLYMPIC STADIUM

WR	12.91	JACKSON Colin	GBR Stuttgart (GER)	20/08/93	QUALIFICATION : First 4 in each heat(Q)
OR	12.95	JOHNSON Allen	USA Atlanta (USA)	29/07/96	

SEMIFINAL 1

Wind: +0.4 m/s

Rank	No	Name	NOC Code	Date of Birth	Lane / Order	Reaction	Result
1	1470	GARCIA Anier	CUB	9 MAR 1976	5	0.174	13.16 Q
2	3262	CREAR Mark	USA	2 OCT 1968	2	0.193 F ¹	13.23 Q
3	2031	DORIVAL Dudley	HAI	1 SEP 1975	3	0.168	13.35 Q
4	3106	KRONBERG Robert	SWE	15 AUG 1976	8	0.154	13.39 Q
5	2839	BOWNES Shaun	RSA	24 OCT 1970	4	0.167	13.41 SB
6	1858	BALZER Falk	GER	14 DEC 1973	6	0.176 F ²	13.59
7	2895	PECHENKIN Eugeni	RUS	9 OCT 1973	1	0.165	13.62
8	1098	VANDER-KUYP Kyle	AUS	30 MAY 1971	7	0.140	13.63

SEMIFINAL 2

Wind: +0.1 m/s

Rank	No	Name	NOC Code	Date of Birth	Lane / Order	Reaction	Result
1	3318	TRAMMELL Terrence	USA	23 NOV 1978	4	0.200	13.32 Q
2	3291	JOHNSON Allen	USA	1 MAR 1971	3	0.166	13.33 Q
3	1802	JACKSON Colin	GBR	18 FEB 1967	6	0.144 F ¹	13.34 Q
4	1888	SCHWARTHOFF Florian	GER	7 MAY 1968	5	0.125	13.39 Q
5	1474	HERNANDEZ Yoel	CUB	12 DEC 1977	7	0.168	13.41
6	2456	OLIJARS Stanislavs	LAT	22 MAR 1979	2	0.166	13.50
7	2722	SCIGACZEWSKI Tomasz	POL	18 NOV 1978	8	0.159	13.51
8	1147	LICHTENEGGER Elmar	AUT	25 MAY 1974	1	0.193	13.59

LEGEND / LEGENDE

No	Number / Numéro	Q	Qualified by Right / Qualifié direct
WR	World Record / Record du monde	Fx	False Start / Faux départ
OR	Olympic Record / Record olympique	SB	Season Best / Meilleure perf. sai.

**RESULTS SUMMARY****RECAPITULATIF DES RESULTATS****MEN'S 110M HURDLES
SEMIFINAL****110 M HAIES - HOMMES
DEMI-FINALE**

MON 25 SEP 2000

LUN 25 SEPT 2000

OLYMPIC STADIUM

WR	12.91	JACKSON Colin	GBR Stuttgart (GER)	20/08/93	QUALIFICATION : First 4 in each heat(Q)
OR	12.95	JOHNSON Allen	USA Atlanta (USA)	29/07/96	

Rank	No	Name	NOC Code	Heat	Lane / Order	Pos	Wind	Time	
1	1470	GARCIA Anier	CUB	1	5	1	+0.4	13.16	Q
2	3262	CREAR Mark	USA	1	2	2	+0.4	13.23	Q
3	3318	TRAMMELL Terrence	USA	2	4	1	+0.1	13.32	Q
4	3291	JOHNSON Allen	USA	2	3	2	+0.1	13.33	Q
5	1802	JACKSON Colin	GBR	2	6	3	+0.1	13.34	Q
6	2031	DORIVAL Dudley	HAI	1	3	3	+0.4	13.35	Q
7	3106	KRONBERG Robert	SWE	1	8	4	+0.4	13.39	Q
	1888	SCHWARTHOFF Florian	GER	2	5	4	+0.1	13.39	Q
9	2839	BOWNES Shaun	RSA	1	4	5	+0.4	13.41	SB
	1474	HERNANDEZ Yoel	CUB	2	7	5	+0.1	13.41	
11	2456	OLIJARS Stanislavs	LAT	2	2	6	+0.1	13.50	
12	2722	SCIGACZEWSKI Tomasz	POL	2	8	7	+0.1	13.51	
13	1858	BALZER Falk	GER	1	6	6	+0.4	13.59	
	1147	LICHTENEGGER Elmar	AUT	2	1	8	+0.1	13.59	
15	2895	PECHENKIN Eugeni	RUS	1	1	7	+0.4	13.62	
16	1098	VANDER-KUYP Kyle	AUS	1	7	8	+0.4	13.63	

LEGEND / LEGENDE

WR	World Record / Record du monde	Pos	Position / Posicion
OR	Olympic Record / Record olympique	Q	Qualified by Right / Qualifié direct
No	Number / Numéro	SB	Season Best / Meilleure perf. sai.

**RESULTS****RESULTATS****MEN'S 110M HURDLES
ROUND 2****110 M HAIES - HOMMES
2E TOUR**

SUN 24 SEP 2000

DIM 24 SEPT 2000

OLYMPIC STADIUM

WR	12.91	JACKSON Colin	GBR Stuttgart (GER)	20/08/93	QUALIFICATION : First 4 in each heat(Q)
OR	12.95	JOHNSON Allen	USA Atlanta (USA)	29/07/96	

HEAT 1

Wind: +0.3 m/s

Rank	No	Name	NOC Code	Date of Birth	Lane / Order	Reaction	Result
1	1470	GARCIA Anier	CUB	9 MAR 1976	3	0.207	13.53 Q
2	1858	BALZER Falk	GER	14 DEC 1973	7	0.206 F ¹	13.59 Q
3	3262	CREAR Mark	USA	2 OCT 1968	4	0.144	13.60 Q
4	2895	PECHENKIN Eugeni	RUS	9 OCT 1973	6	0.155	13.63 Q
5	2212	PIZZOLI Emiliano	ITA	29 JUN 1974	8	0.153	13.69
6	1205	NSENGA Jonathan	BEL	21 APR 1973	5	0.152	13.73
7	2322	TANIGAWA Satoru	JPN	5 JUL 1972	1	0.157	13.94
8	1797	GREAVES Damien	GBR	19 SEP 1977	2	0.239	14.08

HEAT 2

Wind: +0.5 m/s

Rank	No	Name	NOC Code	Date of Birth	Lane / Order	Reaction	Result
1	2031	DORIVAL Dudley	HAI	1 SEP 1975	4	0.180	13.49 Q
2	2839	BOWNES Shaun	RSA	24 OCT 1970	5	0.203	13.54 Q
3	2722	SCIGACZEWSKI Tomasz	POL	18 NOV 1978	3	0.210	13.60 Q
4	1098	VANDER-KUYP Kyle	AUS	30 MAY 1971	8	0.163	13.62 Q
5	1877	LEBERER Ralf	GER	26 OCT 1973	9	0.141	13.73
6	2042	CSILLAG Levente	HUN	22 MAR 1973	7	0.183	13.75
7	2200	GIACONI Andrea	ITA	11 APR 1974	6	0.168	13.93
8	2178	JACKSON Jeff	ISV	17 MAR 1974	1	0.248	14.17
9	2473	SEHZUE Paul	LBR	10 MAY 1978	2	0.220	14.37

HEAT 3

Wind: -0.6 m/s

Rank	No	Name	NOC Code	Date of Birth	Lane / Order	Reaction	Result
1	1888	SCHWARTHOFF Florian	GER	7 MAY 1968	3	0.190	13.54 Q
2	3291	JOHNSON Allen	USA	1 MAR 1971	5	0.154	13.55 Q
3	3106	KRONBERG Robert	SWE	15 AUG 1976	6	0.205	13.56 Q
4	1147	LICHTENEGGER Elmar	AUT	25 MAY 1974	8	0.196	13.73 Q
5	2879	KISLYKH Andrey	RUS	24 NOV 1976	4	0.154	14.03
6	1332	WOODLEY Adrian	CAN	25 SEP 1975	1	0.178	14.04
7	2504	RANDRIAMAHAJA Joseph	MAD	30 NOV 1975	7	0.233	14.07
8	3155	BROWN Stephen	TRI	6 JAN 1969	2	0.202	14.12

Rain Humidity : 67%
 Air Temp.: 17°C/ 63°F
 Wind : 24 km/h SE

LEGEND / LEGENDE

No Number / Numéro **Q** Qualified by Right / Qualifié direct
WR World Record / Record du monde **Fx** False Start / Faux départ
OR Olympic Record / Record olympique



RESULTS

RESULTATS

MEN'S 110M HURDLES
ROUND 2

110 M HAIES - HOMMES
2E TOUR



SUN 24 SEP 2000

DIM 24 SEPT 2000

OLYMPIC STADIUM

WR	12.91	JACKSON Colin	GBR Stuttgart (GER)	20/08/93	QUALIFICATION : First 4 in each heat(Q)
OR	12.95	JOHNSON Allen	USA Atlanta (USA)	29/07/96	

HEAT 4

Wind: +0.3 m/s

Rank	No	Name	NOC Code	Date of Birth	Lane / Order	Reaction	Result	
1	1802	JACKSON Colin	GBR	18 FEB 1967	4	0.136	13.27	Q
2	3318	TRAMMELL Terrence	USA	23 NOV 1978	6	0.154	13.29	Q
3	2456	OLIJARS Stanislavs	LAT	22 MAR 1979	3	0.164	13.34	Q
4	1474	HERNANDEZ Yoel	CUB	12 DEC 1977	5	0.176	13.40	Q
5	1274	de SOUZA Marcio Simao	BRA	24 JAN 1975	1	0.154	13.71	
6	2055	KOVACS Balazs	HUN	14 JUN 1977	2	0.155	13.78	
7	2125	COGHLAN Peter	IRL	27 MAR 1975	7	0.182	13.86	SB
8	1724	GRAVA Jean-Marc	FRA	2 DEC 1971	8	0.152	14.47	

Rain
 Air Temp.: 17°C/ 63°F
 Wind : 24 km/h SE
 Humidity : 67%

LEGEND / LEGENDE			
No	Number / Numéro	Q	Qualified by Right / Qualifié direct
WR	World Record / Record du monde	Fx	False Start / Faux départ
OR	Olympic Record / Record olympique	SB	Season Best / Meilleure perf. sai.



ATHLETISME
Athletics
ATHLETISME
Athletics
ATHLETISME
Athletics
ATHLETISME
Athletics

**RESULTS SUMMARY****RECAPITULATIF DES RESULTATS****MEN'S 110M HURDLES
ROUND 2****110 M HAIES - HOMMES
2E TOUR**

SUN 24 SEP 2000

DIM 24 SEPT 2000

OLYMPIC STADIUM

WR	12.91	JACKSON Colin	GBR Stuttgart (GER)	20/08/93	QUALIFICATION : First 4 in each heat(Q)
OR	12.95	JOHNSON Allen	USA Atlanta (USA)	29/07/96	

Rank	No	Name	NOC Code	Heat	Lane / Order	Pos	Wind	Time	
1	1802	JACKSON Colin	GBR	4	4	1	+0.3	13.27	Q
2	3318	TRAMMELL Terrence	USA	4	6	2	+0.3	13.29	Q
3	2456	OLIJARS Stanislavs	LAT	4	3	3	+0.3	13.34	Q
4	1474	HERNANDEZ Yoel	CUB	4	5	4	+0.3	13.40	Q
5	2031	DORIVAL Dudley	HAI	2	4	1	+0.5	13.49	Q
6	1470	GARCIA Anier	CUB	1	3	1	+0.3	13.53	Q
7	2839	BOWNES Shaun	RSA	2	5	2	+0.5	13.54	Q
	1888	SCHWARTHOFF Florian	GER	3	3	1	-0.6	13.54	Q
9	3291	JOHNSON Allen	USA	3	5	2	-0.6	13.55	Q
10	3106	KRONBERG Robert	SWE	3	6	3	-0.6	13.56	Q
11	1858	BALZER Falk	GER	1	7	2	+0.3	13.59	Q
12	3262	CREAR Mark	USA	1	4	3	+0.3	13.60	Q
	2722	SCIGACZEWSKI Tomasz	POL	2	3	3	+0.5	13.60	Q
14	1098	VANDER-KUYP Kyle	AUS	2	8	4	+0.5	13.62	Q
15	2895	PECHENKIN Eugeni	RUS	1	6	4	+0.3	13.63	Q
16	2212	PIZZOLI Emiliano	ITA	1	8	5	+0.3	13.69	
17	1274	de SOUZA Marcio Simao	BRA	4	1	5	+0.3	13.71	
18	1147	LICHTENEGGER Elmar	AUT	3	8	4	-0.6	13.73	Q
	1877	LEBERER Ralf	GER	2	9	5	+0.5	13.73	
	1205	NSENGA Jonathan	BEL	1	5	6	+0.3	13.73	
21	2042	CSILLAG Levente	HUN	2	7	6	+0.5	13.75	
22	2055	KOVACS Balazs	HUN	4	2	6	+0.3	13.78	
23	2125	COGLAN Peter	IRL	4	7	7	+0.3	13.86	SB
24	2200	GIACONI Andrea	ITA	2	6	7	+0.5	13.93	
25	2322	TANIGAWA Satoru	JPN	1	1	7	+0.3	13.94	
26	2879	KISLYKH Andrey	RUS	3	4	5	-0.6	14.03	
27	1332	WOODLEY Adrian	CAN	3	1	6	-0.6	14.04	
28	2504	RANDRIAMAHAJA Joseph	MAD	3	7	7	-0.6	14.07	
29	1797	GREAVES Damien	GBR	1	2	8	+0.3	14.08	
30	3155	BROWN Stephen	TRI	3	2	8	-0.6	14.12	
31	2178	JACKSON Jeff	ISV	2	1	8	+0.5	14.17	
32	2473	SEHZUE Paul	LBR	2	2	9	+0.5	14.37	
33	1724	GRAVA Jean-Marc	FRA	4	8	8	+0.3	14.47	

LEGEND / LEGENDE

WR	World Record / Record du monde	Pos	Position / Posicion
OR	Olympic Record / Record olympique	Q	Qualified by Right / Qualifié direct
No	Number / Numéro	SB	Season Best / Meilleure perf. sai.

**RESULTS****RESULTATS****MEN'S 110M HURDLES
ROUND 1****110 M HAIES - HOMMES
1ER TOUR**

SUN 24 SEP 2000

DIM 24 SEPT 2000

OLYMPIC STADIUM

WR	12.91	JACKSON Colin	GBR Stuttgart (GER)	20/08/93	QUALIFICATION : First 4 in each heat(Q) and 8 fastest(q)
OR	12.95	JOHNSON Allen	USA Atlanta (USA)	29/07/96	

HEAT 1

Wind: -0.9 m/s

Rank	No	Name	NOC Code	Date of Birth	Lane / Order	Reaction	Result	
1	3262	CREAR Mark	USA	2 OCT 1968	2	0.177	13.44	Q
2	2456	OLIJARS Stanislavs	LAT	22 MAR 1979	1	0.228	13.56	Q
3	1098	VANDER-KUYP Kyle	AUS	30 MAY 1971	8	0.152	13.67	Q
4	2473	SEHZUE Paul	LBR	10 MAY 1978	5	0.216	14.18	Q
5	2026	ALLEN Charles Tyrone	GUY	29 MAR 1977	4	0.235	14.21	
6	1877	LEBERER Ralf	GER	26 OCT 1973	6	0.164 F ¹	56.74	q
	1803	JARRETT Tony	GBR	13 SEP 1968	7	0.178	DQ	163.3
	2713	KUSZEWSKI Marcin	POL	19 MAY 1977	3	0.200	DNF	

HEAT 2

Wind: +0.4 m/s

Rank	No	Name	NOC Code	Date of Birth	Lane / Order	Reaction	Result	
1	2031	DORIVAL Dudley	HAI	1 SEP 1975	4	0.203	13.33	Q NR
2	1474	HERNANDEZ Yoel	CUB	12 DEC 1977	1	0.173	13.53	Q
3	2839	BOWNES Shaun	RSA	24 OCT 1970	3	0.187	13.53	Q
4	1858	BALZER Falk	GER	14 DEC 1973	8	0.183	13.67	Q
5	3155	BROWN Stephen	TRI	6 JAN 1969	5	0.182	13.92	q
6	2125	COGHLAN Peter	IRL	27 MAR 1975	7	0.198	14.03	q
7	2258	FOSTER Robert	JAM	12 JUL 1970	2	0.221	14.33	
	2442	MUBARAK Mubarak	KSA	17 DEC 1981	6	0.243 F ¹	DQ	168.8

HEAT 3

Wind: +0.3 m/s

Rank	No	Name	NOC Code	Date of Birth	Lane / Order	Reaction	Result	
1	1470	GARCIA Anier	CUB	9 MAR 1976	8	0.235	13.60	Q
2	2879	KISLYKH Andrey	RUS	24 NOV 1976	4	0.167	13.77	Q
3	2055	KOVACS Balazs	HUN	14 JUN 1977	5	0.140	13.83	Q
4	1724	GRAVA Jean-Marc	FRA	2 DEC 1971	6	0.200	14.01	Q
5	1185	BURNETT Gabriel	BAR	20 SEP 1975	3	0.258	14.23	
6	3071	MONACHON Raphael	SUI	8 FEB 1973	2	0.221	14.80	
	1288	VIDENOV Zhivko	BUL	23 MAY 1977	7	0.122	DNF	

Cloudy

Humidity : 89%

Air Temp.: 14°C/ 57°F

Wind : 11 km/h W

LEGEND / LEGENDE

No	Number / Numéro	Q	Qualified by Right / Qualifié direct	DQ	Disqualified / Disqualifié
WR	World Record / Record du monde	Fx	False Start / Faux départ	DNF	Did Not Finish / Abandon
OR	Olympic Record / Record olympique	q	Qualified / Qualifié	NR	National Record / Record national

CORRECTED PLACINGS IN HEAT 2

**RESULTS****RESULTATS****MEN'S 110M HURDLES
ROUND 1****110 M HAIES - HOMMES
1ER TOUR**

SUN 24 SEP 2000

DIM 24 SEPT 2000

OLYMPIC STADIUM

WR	12.91	JACKSON Colin	GBR Stuttgart (GER)	20/08/93	QUALIFICATION : First 4 in each heat(Q) and 8 fastest(q)
OR	12.95	JOHNSON Allen	USA Atlanta (USA)	29/07/96	

HEAT 4

Wind: -0.6 m/s

Rank	No	Name	NOC Code	Date of Birth	Lane / Order	Reaction	Result
1	1888	SCHWARTHOFF Florian	GER	7 MAY 1968	6	0.162	13.55 Q
2	3106	KRONBERG Robert	SWE	15 AUG 1976	4	0.264	13.58 Q
3	3318	TRAMMELL Terrence	USA	23 NOV 1978	1	0.250	13.59 Q
4	2212	PIZZOLI Emiliano	ITA	29 JUN 1974	8	0.158	13.65 Q
5	1274	de SOUZA Marcio Simao	BRA	24 JAN 1975	3	0.170	13.70 q
6	2178	JACKSON Jeff	ISV	17 MAR 1974	7	0.208	14.05 q
7	1186	HOUSTON Victor	BAR	24 FEB 1974	5	0.230	14.06
8	3068	DELLA SANTA Paolo	SUI	11 SEP 1973	2	0.190	14.12

HEAT 5

Wind: +0.1 m/s

Rank	No	Name	NOC Code	Date of Birth	Lane / Order	Reaction	Result
1	3291	JOHNSON Allen	USA	1 MAR 1971	3	0.174	13.50 Q
2	2895	PECHENKIN Eugeni	RUS	9 OCT 1973	7	0.216	13.56 Q
3	1205	NSENGA Jonathan	BEL	21 APR 1973	6	0.185	13.57 Q
4	1147	LICHTENEGGER Elmar	AUT	25 MAY 1974	2	0.212	13.65 Q
5	2042	CSILLAG Levente	HUN	22 MAR 1973	8	0.257 F ¹	13.66 q
6	2504	RANDRIAMAHAJA Joseph	MAD	30 NOV 1975	5	0.218	13.86 q
7	1797	GREAVES Damien	GBR	19 SEP 1977	4	0.303	14.01 q

HEAT 6

Wind: -0.8 m/s

Rank	No	Name	NOC Code	Date of Birth	Lane / Order	Reaction	Result
1	1802	JACKSON Colin	GBR	18 FEB 1967	1	0.135	13.38 Q
2	2722	SCIGACZEWSKI Tomasz	POL	18 NOV 1978	7	0.166	13.53 Q
3	2200	GIACONI Andrea	ITA	11 APR 1974	5	0.203 F ³	13.62 Q
4	1332	WOODLEY Adrian	CAN	25 SEP 1975	2	0.175	13.71 Q
5	2322	TANIGAWA Satoru	JPN	5 JUL 1972	3	0.143 F ¹	13.74 q
6	3060	PINHEIRO Arlindo	STP	27 MAR 1971	4	0.233 F ²	15.65 NR
	2613	KORVING Robin	NED	29 JUL 1974	6		DNS
	3092	KOVAC Igor	SVK	12 MAY 1969	8		DNS

Cloudy

Humidity : 89%

Air Temp.: 14°C/ 57°F

Wind : 11 km/h W

LEGEND / LEGENDE

No	Number / Numéro	Q	Qualified by Right / Qualifié direct	DQ	Disqualified / Disqualifié	DNS	Did Not Start / Non partant
WR	World Record / Record du monde	Fx	False Start / Faux départ	DNF	Did Not Finish / Abandon		
OR	Olympic Record / Record olympique	q	Qualified / Qualifié	NR	National Record / Record national		

CORRECTED PLACINGS IN HEAT 2

**RESULTS SUMMARY****RECAPITULATIF DES RESULTATS****MEN'S 110M HURDLES
ROUND 1****110 M HAIES - HOMMES
1ER TOUR**

SUN 24 SEP 2000

OLYMPIC STADIUM

DIM 24 SEPT 2000

WR	12.91	JACKSON Colin	GBR Stuttgart (GER)	20/08/93	QUALIFICATION : First 4 in each heat(Q) and 8 fastest(q)
OR	12.95	JOHNSON Allen	USA Atlanta (USA)	29/07/96	

Rank	No	Name	NOC Code	Heat	Lane / Order	Pos	Wind	Time		
1	2031	DORIVAL Dudley	HAI	2	4	1	+0.4	13.33	Q	NR
2	1802	JACKSON Colin	GBR	6	1	1	-0.8	13.38	Q	
3	3262	CREAR Mark	USA	1	2	1	-0.9	13.44	Q	
4	3291	JOHNSON Allen	USA	5	3	1	+0.1	13.50	Q	
5	2839	BOWNES Shaun	RSA	2	3	2	+0.4	13.53	Q	
	1474	HERNANDEZ Yoel	CUB	2	1	2	+0.4	13.53	Q	
	2722	SCIGACZEWSKI Tomasz	POL	6	7	2	-0.8	13.53	Q	
8	1888	SCHWARTHOFF Florian	GER	4	6	1	-0.6	13.55	Q	
9	2456	OLIJARS Stanislavs	LAT	1	1	2	-0.9	13.56	Q	
	2895	PECHENKIN Eugeni	RUS	5	7	2	+0.1	13.56	Q	
11	1205	NSENGA Jonathan	BEL	5	6	3	+0.1	13.57	Q	
12	3106	KRONBERG Robert	SWE	4	4	2	-0.6	13.58	Q	
13	3318	TRAMMELL Terrence	USA	4	1	3	-0.6	13.59	Q	
14	1470	GARCIA Anier	CUB	3	8	1	+0.3	13.60	Q	
15	2200	GIACONI Andrea	ITA	6	5	3	-0.8	13.62	Q	
16	1147	LICHTENEGGER Elmar	AUT	5	2	4	+0.1	13.65	Q	
	2212	PIZZOLI Emiliano	ITA	4	8	4	-0.6	13.65	Q	
18	2042	CSILLAG Levente	HUN	5	8	5	+0.1	13.66	q	
19	1858	BALZER Falk	GER	2	8	4	+0.4	13.67	Q	
	1098	VANDER-KUYP Kyle	AUS	1	8	3	-0.9	13.67	Q	
21	1274	de SOUZA Marcio Simao	BRA	4	3	5	-0.6	13.70	q	
22	1332	WOODLEY Adrian	CAN	6	2	4	-0.8	13.71	Q	
23	2322	TANIGAWA Satoru	JPN	6	3	5	-0.8	13.74	q	
24	2879	KISLYKH Andrey	RUS	3	4	2	+0.3	13.77	Q	
25	2055	KOVACS Balazs	HUN	3	5	3	+0.3	13.83	Q	
26	2504	RANDRIAMAHAJA Joseph	MAD	5	5	6	+0.1	13.86	q	
27	3155	BROWN Stephen	TRI	2	5	5	+0.4	13.92	q	
28	1724	GRAVA Jean-Marc	FRA	3	6	4	+0.3	14.01	Q	
	1797	GREAVES Damien	GBR	5	4	7	+0.1	14.01	q	
30	2125	COGLAN Peter	IRL	2	7	6	+0.4	14.03	q	
31	2178	JACKSON Jeff	ISV	4	7	6	-0.6	14.05	q	
32	1186	HOUSTON Victor	BAR	4	5	7	-0.6	14.06		
33	3068	DELLA SANTA Paolo	SUI	4	2	8	-0.6	14.12		
34	2473	SEHZUE Paul	LBR	1	5	4	-0.9	14.18	Q	
35	2026	ALLEN Charles Tyrone	GUY	1	4	5	-0.9	14.21		
36	1185	BURNETT Gabriel	BAR	3	3	5	+0.3	14.23		

LEGEND / LEGENDE

WR	World Record / Record du monde	Pos	Position / Posicion	q	Qualified / Qualifié
OR	Olympic Record / Record olympique	Q	Qualified by Right / Qualifié direct		
No	Number / Numéro	NR	National Record / Record national		

ATHLETE 1877 ADVANCED BY IAAF RULE 163.2

**RESULTS SUMMARY****RECAPITULATIF DES RESULTATS****MEN'S 110M HURDLES
ROUND 1****110 M HAIES - HOMMES
1ER TOUR**

SUN 24 SEP 2000

DIM 24 SEPT 2000

OLYMPIC STADIUM

WR	12.91	JACKSON Colin	GBR Stuttgart (GER)	20/08/93	QUALIFICATION : First 4 in each heat(Q) and 8 fastest(q)
OR	12.95	JOHNSON Allen	USA Atlanta (USA)	29/07/96	

Rank	No	Name	NOC Code	Heat	Lane / Order	Pos	Wind	Time		
37	2258	FOSTER Robert	JAM	2	2	7	+0.4	14.33		
38	3071	MONACHON Raphael	SUI	3	2	6	+0.3	14.80		
39	3060	PINHEIRO Arlindo	STP	6	4	6	-0.8	15.65		NR
40	1877	LEBERER Ralf	GER	1	6	6	-0.9	56.74	q	
	1803	JARRETT Tony	GBR	1	7		-0.9	DQ		163.3
	2442	MUBARAK Mubarak	KSA	2	6		+0.4	DQ		168.8
	2713	KUSZEWSKI Marcin	POL	1	3		-0.9	DNF		
	1288	VIDENOV Zhivko	BUL	3	7		+0.3	DNF		
	2613	KORVING Robin	NED	6	6		-0.8	DNS		
	3092	KOVAC Igor	SVK	6	8		-0.8	DNS		

ATHLETISME

Athletics

ATHLETISME

Athletics

ATHLETISME

Athletics

ATHLETISME

Athletics

LEGEND / LEGENDE

WR	World Record / Record du monde	Pos	Position / Posicion	q	Qualified / Qualifié	DNS	Did Not Start / Non partant
OR	Olympic Record / Record olympique	Q	Qualified by Right / Qualifié direct	DQ	Disqualified / Disqualifié		
No	Number / Numéro	NR	National Record / Record national	DNF	Did Not Finish / Abandon		

ATHLETE 1877 ADVANCED BY IAAF RULE 163.2

**RESULTS****RESULTATS****MEN'S 400M HURDLES
FINAL
400 M HAIES - HOMMES
FINALE**

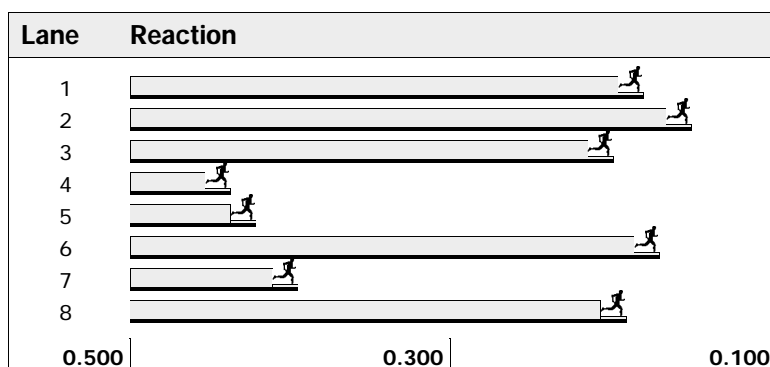
WED 27 SEP 2000

MER 27 SEPT 2000

OLYMPIC STADIUM

WR	46.78	YOUNG Kevin	USA Barcelona (ESP)	06/08/92
OR	46.78	YOUNG Kevin	USA Barcelona (ESP)	06/08/92

Rank	No	Name	NOC Code	Date of Birth	Lane / Order	Reaction	Result	
1	3316	TAYLOR Angelo	USA	29 DEC 1978	1	0.179	47.50	PB
2	2443	SOMAYLI Hadi Souan	KSA	30 DEC 1976	4	0.437	47.53	AR
3	2841	HERBERT Llewellyn	RSA	21 JUL 1977	6	0.169	47.81	NR
4	3258	CARTER James	USA	5 JUL 1978	5	0.421	48.04	PB
5	1260	ARAUJO Eronildes	BRA	31 DEC 1970	8	0.190	48.34	
6	2709	JANUSZEWSKI Pawel	POL	2 JAN 1972	2	0.149	48.44	
7	2208	MORI Fabrizio	ITA	28 JUN 1969	3	0.198	48.78	
8	3199	GORBENKO Gennadiy	UKR	22 SEP 1975	7	0.395	49.01	




Clear Humidity : 36 %
 Air Temp.: 24°C/ 75°F
 Wind : 9 km/h W

LEGEND / LEGENDE			
No	Number / Numéro	PB	Personal Best / Record personnel
WR	World Record / Record du monde	AR	Area Record / Record Continental
OR	Olympic Record / Record olympique	NR	National Record / Record national

ATHLETISME Athletics ATHLETISME Athletics ATHLETISME Athletics ATHLETISME Athletics

The 2000 Sydney Olympic Games - 400m Hurdles Men Final



Results Wind: no measurement

Rank	La	Bib Nu		Time	R_time
1.	1	3316	Taylor Angelo	USA	47.50 0.179
2.	4	2443	Somayli Hadi Souan	KSA	47.53 0.437
3.	6	2841	Herbert Llewellyn	RSA	47.81 0.169
4.	5	3258	Carter James	USA	48.04 0.421
5.	8	1260	Araujo Eronildes	BRA	48.34 0.190
6.	2	2709	Januszewski Pawel	POL	48.44 0.149
7.	3	2208	Mori Fabrizio	ITA	48.78 0.198
8.	7	3199	Gorbenko Gennadiy	UKR	49.01 0.395

swatch+TIMING

Photo credit: © 2000 Swatch Timing Ltd.
 All rights reserved
 If this photo is used for any commercial purpose, layout and copy have to be submitted to any recognizable person prior to release.
 The producer does not assume any responsibility.



Start: 27. 9.2000 20:35:43.220 @441 Scan'O'Vision Color
 Print: 27. 9.2000 20:39:41 @444 Race ID: M40HF100

**RESULTS****RESULTATS****MEN'S 400M HURDLES SEMIFINAL**
400 M HAIES - HOMMES DEMI-FINALE

MON 25 SEP 2000

OLYMPIC STADIUM

LUN 25 SEPT 2000

WR	46.78	YOUNG Kevin	USA Barcelona (ESP)	06/08/92	QUALIFICATION : First 2 in each heat(Q) and 2 fastest(q)
OR	46.78	YOUNG Kevin	USA Barcelona (ESP)	06/08/92	

SEMIFINAL 1

Rank	No	Name	NOC Code	Date of Birth	Lane / Order	Reaction	Result	
1	2443	SOMAYLI Hadi Souan	KSA	30 DEC 1976	6	0.316	48.14	Q AR
2	2208	MORI Fabrizio	ITA	28 JUN 1969	4		48.40	Q SB
3	3199	GORBENKO Gennadiy	UKR	22 SEP 1975	5	0.478	48.40	q PB
4	2709	JANUSZEWSKI Pawel	POL	2 JAN 1972	7	0.244	48.42	q SB
5	3317	THOMAS Eric A	USA	1 DEC 1973	2	0.188	49.25	
6	1870	GOLLER Thomas	GER	28 OCT 1977	3	0.152	49.28	
7	2764	RODRIGUES Pedro	POR	8 JUL 1971	1	0.163	49.48	SB
8	3150	CHEN Tien-Wen	TPE	1 JUN 1978	8	0.182	50.52	

SEMIFINAL 2

Rank	No	Name	NOC Code	Date of Birth	Lane / Order	Reaction	Result	
1	2841	HERBERT Llewellyn	RSA	21 JUL 1977	4	0.153	48.38	Q
2	3316	TAYLOR Angelo	USA	29 DEC 1978	3	0.250	48.49	Q
3	2891	MASHCHENKO Ruslan	RUS	11 NOV 1971	7	0.177	48.94	
4	1095	YOUNG Blair	AUS	5 APR 1971	8	0.255	49.20	
5	1519	MUZIK Jiri	CZE	1 SEP 1976	5	0.227	49.23	
6	1814	RAWLINSON Christopher	GBR	19 MAY 1972	6	0.177	49.25	
7	1549	SANCHEZ Felix	DOM	30 AUG 1977	1	0.178	49.69	
8	2198	FRINOLLI PUZZILLI Giorgio	ITA	12 JUL 1970	2	0.242	50.10	

SEMIFINAL 3

Rank	No	Name	NOC Code	Date of Birth	Lane / Order	Reaction	Result	
1	3258	CARTER James	USA	5 JUL 1978	3	0.202	48.48	Q
2	1260	ARAUJO Eronildes	BRA	31 DEC 1970	4	0.181	48.76	Q
3	3451	MATETE Samuel	ZAM	15 NOV 1968	6	0.228	48.98	
4	2847	MYBURGH Alwyn	RSA	13 OCT 1980	1	0.202	49.25	
5	2874	GORBAN Boris	RUS	26 SEP 1978	5	0.454	49.29	
6	1791	DOUGLAS Matt	GBR	26 NOV 1976	8	0.177	49.53	
7	2264	MORGAN Dinsdale	JAM	19 NOV 1972	2	0.166	50.23	
8	2376	KETER Erick	KEN	22 JUL 1966	7	0.202	51.25	

LEGEND / LEGENDE

No	Number / Numéro	Q	Qualified by Right / Qualifié direct	q	Qualified / Qualifié
WR	World Record / Record du monde	AR	Area Record / Record Continental	PB	Personal Best / Record personnel
OR	Olympic Record / Record olympique	SB	Season Best / Meilleure perf. sai.		

ATHLETISME
Athletics
ATHLETISME
Athletics
ATHLETISME
Athletics
ATHLETISME
Athletics

**RESULTS SUMMARY****RECAPITULATIF DES RESULTATS****MEN'S 400M HURDLES
SEMIFINAL****400 M HAIES - HOMMES
DEMI-FINALE**

MON 25 SEP 2000

OLYMPIC STADIUM

LUN 25 SEPT 2000

WR	46.78	YOUNG Kevin	USA Barcelona (ESP)	06/08/92	QUALIFICATION : First 2 in each heat(Q) and 2 fastest(q)
OR	46.78	YOUNG Kevin	USA Barcelona (ESP)	06/08/92	

Rank	No	Name	NOC Code	Heat	Lane / Order	Pos	Time		
1	2443	SOMAYLI Hadi Souan	KSA	1	6	1	48.14	Q	AR
2	2841	HERBERT Llewellyn	RSA	2	4	1	48.38	Q	
3	2208	MORI Fabrizio	ITA	1	4	2	48.40	Q	SB
	3199	GORBENKO Gennadiy	UKR	1	5	3	48.40	q	PB
5	2709	JANUSZEWSKI Pawel	POL	1	7	4	48.42	q	SB
6	3258	CARTER James	USA	3	3	1	48.48	Q	
7	3316	TAYLOR Angelo	USA	2	3	2	48.49	Q	
8	1260	ARAUJO Eronildes	BRA	3	4	2	48.76	Q	
9	2891	MASHCHENKO Ruslan	RUS	2	7	3	48.94		
10	3451	MATETE Samuel	ZAM	3	6	3	48.98		
11	1095	YOUNG Blair	AUS	2	8	4	49.20		
12	1519	MUZIK Jiri	CZE	2	5	5	49.23		
13	2847	MYBURGH Alwyn	RSA	3	1	4	49.25		
	1814	RAWLINSON Christopher	GBR	2	6	6	49.25		
	3317	THOMAS Eric A	USA	1	2	5	49.25		
16	1870	GOLLER Thomas	GER	1	3	6	49.28		
17	2874	GORBAN Boris	RUS	3	5	5	49.29		
18	2764	RODRIGUES Pedro	POR	1	1	7	49.48		SB
19	1791	DOUGLAS Matt	GBR	3	8	6	49.53		
20	1549	SANCHEZ Felix	DOM	2	1	7	49.69		
21	2198	FRINOLLI PUZZILLI Giorgio	ITA	2	2	8	50.10		
22	2264	MORGAN Dinsdale	JAM	3	2	7	50.23		
23	3150	CHEN Tien-Wen	TPE	1	8	8	50.52		
24	2376	KETER Erick	KEN	3	7	8	51.25		

LEGEND / LEGENDE

WR	World Record / Record du monde	Pos	Position / Posicion	SB	Season Best / Meilleure perf. sai.
OR	Olympic Record / Record olympique	Q	Qualified by Right / Qaulifié direct	q	Qualified / Qualifié
No	Number / Numéro	AR	Area Record / Record Continental	PB	Personal Best / Record personnel

**RESULTS****RESULTATS****MEN'S 400M HURDLES
ROUND 1****400 M HAIES - HOMMES
1ER TOUR**

SUN 24 SEP 2000

DIM 24 SEPT 2000

OLYMPIC STADIUM

WR	46.78	YOUNG Kevin	USA Barcelona (ESP)	06/08/92	QUALIFICATION : First 2 in each heat(Q) and 8 fastest(q)
OR	46.78	YOUNG Kevin	USA Barcelona (ESP)	06/08/92	

HEAT 1

Rank	No	Name	NOC Code	Date of Birth	Lane / Order	Reaction	Result
1	2841	HERBERT Llewellyn	RSA	21 JUL 1977	8	0.171	49.25 Q
2	1870	GOLLER Thomas	GER	28 OCT 1977	7	0.154	49.32 Q
3	2891	MASHCHENKO Ruslan	RUS	11 NOV 1971	3	0.225	50.01 q
4	1086	ROBINSON Rohan	AUS	15 NOV 1971	4	0.173	50.80
5	2604	SMITH Willie	NAM	20 SEP 1977	5	0.156	50.89
6	1366	ZBINDEN Carlos	CHI	2 FEB 1976	6	0.180	51.36
7	1186	HOUSTON Victor	BAR	24 FEB 1974	2	0.179	51.51

HEAT 2

Rank	No	Name	NOC Code	Date of Birth	Lane / Order	Reaction	Result
1	2208	MORI Fabrizio	ITA	28 JUN 1969	5	0.162	49.35 Q
2	2874	GORBAN Boris	RUS	26 SEP 1978	8	0.195	49.44 Q
3	1549	SANCHEZ Felix	DOM	30 AUG 1977	4	0.142	49.70 q
4	1095	YOUNG Blair	AUS	5 APR 1971	6	0.193	49.75 q
5	3150	CHEN Tien-Wen	TPE	1 JUN 1978	2	0.180	49.93 q NR
6	2376	KETER Erick	KEN	22 JUL 1966	3	0.269	50.06 q SB
7	2325	YAMAZAKI Kazuhiko	JPN	10 MAY 1971	1	0.177	50.15
8	2503	RAKOTOARIMIANDRY Yvon	MAD	5 JAN 1976	7	0.185	50.15

HEAT 3

Rank	No	Name	NOC Code	Date of Birth	Lane / Order	Reaction	Result
1	3316	TAYLOR Angelo	USA	29 DEC 1978	8	0.185	49.48 Q
2	2264	MORGAN Dinsdale	JAM	19 NOV 1972	6	0.171	49.64 Q
3	2995	FAYE Ibou	SEN	13 DEC 1969	4	0.188	50.09
4	3050	RATNAYAKE Arijan Raja	SRI	8 DEC 1974	7	0.346	50.43
5	3384	ISAKOV Erkinjon	UZB	25 NOV 1974	5	0.182	50.71
6	2387	MARITIM Hillary Kiprotich	KEN	5 FEB 1973	3	0.180	51.04
7	2634	OMODIALE Sylvester	NGR	5 SEP 1977	2	0.189	51.06

LEGEND / LEGENDE

No	Number / Numéro	Q	Qualified by Right / Qualifié direct	SB	Season Best / Meilleure perf. sai.
WR	World Record / Record du monde	q	Qualified / Qualifié		
OR	Olympic Record / Record olympique	NR	National Record / Record national		

**RESULTS****RESULTATS****MEN'S 400M HURDLES
ROUND 1****400 M HAIES - HOMMES
1ER TOUR**

SUN 24 SEP 2000

DIM 24 SEPT 2000

OLYMPIC STADIUM

WR	46.78	YOUNG Kevin	USA Barcelona (ESP)	06/08/92	QUALIFICATION : First 2 in each heat(Q) and 8 fastest(q)
OR	46.78	YOUNG Kevin	USA Barcelona (ESP)	06/08/92	

HEAT 4

Rank	No	Name	NOC Code	Date of Birth	Lane / Order	Reaction	Result
1	1519	MUZIK Jiri	CZE	1 SEP 1976	8	0.216	50.11 Q
2	3317	THOMAS Eric A	USA	1 DEC 1973	6	0.170	50.16 Q
3	1967	IAKOVAKIS Periklis	GRE	24 MAR 1979	1	0.165	50.20
4	2309	KAWAMURA Hideaki	JPN	15 SEP 1974	4	0.172	50.68
5	2549	ZADOINOV Vadim	MDA	24 MAY 1969	7	0.173	51.08
6	2528	SDAD Mustapha	MAR	11 APR 1970	2	0.216	51.39
7	2138	McGUIRK Tom	IRL	2 MAR 1971	3	0.183	51.73
8	2419	LEE Du-Yeon	KOR	9 APR 1975	5	0.192	52.61

HEAT 5

Rank	No	Name	NOC Code	Date of Birth	Lane / Order	Reaction	Result
1	1814	RAWLINSON Christopher	GBR	19 MAY 1972	3	0.184	51.30 Q
2	2709	JANUSZEWSKI Pawel	POL	2 JAN 1972	2	0.163	51.40 Q
3	2041	BEDI Tibor	HUN	22 MAR 1974	7	0.169	51.54
4	3457	HARNDEN Kenneth	ZIM	31 MAR 1973	5	0.435	51.83
5	1234	VERSHININ Leonid	BLR	23 JUN 1977	4	0.151	51.84
6	1451	JURICIC Darko	CRO	29 AUG 1969	1	0.167	52.39
7	3117	AL NAJEM Zahr-Edin	SYR	1 JAN 1977	6	0.160	52.70
8	1284	DZHIVONDOV Iliya	BUL	6 MAR 1978	8	0.279	54.36

HEAT 6

Rank	No	Name	NOC Code	Date of Birth	Lane / Order	Reaction	Result
1	2443	SOMAYLI Hadi Souan	KSA	30 DEC 1976	1	0.174	49.28 Q
2	3258	CARTER James	USA	5 JUL 1978	7	0.174	49.41 Q
3	2847	MYBURGH Alwyn	RSA	13 OCT 1980	6	0.184	49.57 q
4	2764	RODRIGUES Pedro	POR	8 JUL 1971	5	0.162	49.90 q
5	1778	BORSUMATO Anthony	GBR	13 DEC 1973	4	0.155	50.73
6	1506	POCHANIS Costas	CYP	29 JUL 1973	3	0.244	51.20
7	1054	BECKENHAM Matthew	AUS	18 MAR 1976	8	0.176	51.27
8	2270	WEAKLEY Ian	JAM	24 FEB 1976	2	0.179	52.18

LEGEND / LEGENDE

No	Number / Numéro	Q	Qualified by Right / Qualifié direct	SB	Season Best / Meilleure perf. sai.
WR	World Record / Record du monde	q	Qualified / Qualifié		
OR	Olympic Record / Record olympique	NR	National Record / Record national		

**RESULTS****RESULTATS****MEN'S 400M HURDLES
ROUND 1****400 M HAIES - HOMMES
1ER TOUR**

SUN 24 SEP 2000

DIM 24 SEPT 2000

OLYMPIC STADIUM

WR	46.78	YOUNG Kevin	USA Barcelona (ESP)	06/08/92	QUALIFICATION : First 2 in each heat(Q) and 8 fastest(q)
OR	46.78	YOUNG Kevin	USA Barcelona (ESP)	06/08/92	

HEAT 7

Rank	No	Name	NOC Code	Date of Birth	Lane / Order	Reaction	Result
1	3451	MATETE Samuel	ZAM	15 NOV 1968	1	0.184	48.98 Q
2	3199	GORBENKO Gennadiy	UKR	22 SEP 1975	5	0.406	49.12 Q PB
3	1791	DOUGLAS Matt	GBR	26 NOV 1976	8	0.163	49.62 q
4	2268	THOMPSON Kemel	JAM	25 SEP 1974	7	0.241	50.40
5	3467	ABOU HAMED Zid	SYR	4 APR 1970	3	0.117	50.74
6	2028	TUCKER Paul	GUY	30 JAN 1976	6	0.354	50.92
7	3087	HOLUBEK Radoslav	SVK	28 NOV 1975	2	0.127	51.18
8	2702	BOINO Mowen	PNG	16 DEC 1979	4	0.406	51.38 NR

HEAT 8

Rank	No	Name	NOC Code	Date of Birth	Lane / Order	Reaction	Result
1	1260	ARAUJO Eronildes	BRA	31 DEC 1970	8	0.179	50.06 Q
2	2198	FRINOLLI PUZZILLI Giorgio	ITA	12 JUL 1970	6	0.179	50.27 Q
3	2905	SHIRYAYEV Vladislav	RUS	29 OCT 1973	4	0.179	50.39
4	1603	MONREAL Inigo	ESP	26 SEP 1974	5	0.502	51.32
5	3430	PESA Sinisa	YUG	6 MAR 1973	7	0.165	52.14
6	2692	YOUNG Curt	PAN	18 JAN 1974	2	0.164	52.46
7	3456	HARNDEN Iain	ZIM	23 SEP 1976	3	0.287	54.01
8	2321	TAMESUE Dai	JPN	3 MAY 1978	1	0.256	1:01.81

LEGEND / LEGENDE

No	Number / Numéro	Q	Qualified by Right / Qualifié direct	SB	Season Best / Meilleure perf. sai.
WR	World Record / Record du monde	q	Qualified / Qualifié	PB	Personal Best / Record personnel
OR	Olympic Record / Record olympique	NR	National Record / Record national		

ATHLETISME
Athletics
ATHLETISME
Athletics
ATHLETISME
Athletics
ATHLETISME
Athletics

**RESULTS SUMMARY****RECAPITULATIF DES RESULTATS****MEN'S 400M HURDLES
ROUND 1****400 M HAIES - HOMMES
1ER TOUR**

SUN 24 SEP 2000

OLYMPIC STADIUM

DIM 24 SEPT 2000

WR	46.78	YOUNG Kevin	USA Barcelona (ESP)	06/08/92	QUALIFICATION : First 2 in each heat(Q) and 8 fastest(q)
OR	46.78	YOUNG Kevin	USA Barcelona (ESP)	06/08/92	

Rank	No	Name	NOC Code	Heat	Lane / Order	Pos	Time		
1	3451	MATETE Samuel	ZAM	7	1	1	48.98	Q	
2	3199	GORBENKO Gennadiy	UKR	7	5	2	49.12	Q	PB
3	2841	HERBERT Llewellyn	RSA	1	8	1	49.25	Q	
4	2443	SOMAYLI Hadi Souan	KSA	6	1	1	49.28	Q	
5	1870	GOLLER Thomas	GER	1	7	2	49.32	Q	
6	2208	MORI Fabrizio	ITA	2	5	1	49.35	Q	
7	3258	CARTER James	USA	6	7	2	49.41	Q	
8	2874	GORBAN Boris	RUS	2	8	2	49.44	Q	
9	3316	TAYLOR Angelo	USA	3	8	1	49.48	Q	
10	2847	MYBURGH Alwyn	RSA	6	6	3	49.57	q	
11	1791	DOUGLAS Matt	GBR	7	8	3	49.62	q	
12	2264	MORGAN Dinsdale	JAM	3	6	2	49.64	Q	
13	1549	SANCHEZ Felix	DOM	2	4	3	49.70	q	
14	1095	YOUNG Blair	AUS	2	6	4	49.75	q	
15	2764	RODRIGUES Pedro	POR	6	5	4	49.90	q	
16	3150	CHEN Tien-Wen	TPE	2	2	5	49.93	q	NR
17	2891	MASHCHENKO Ruslan	RUS	1	3	3	50.01	q	
18	1260	ARAUJO Eronildes	BRA	8	8	1	50.06	Q	
	2376	KETER Erick	KEN	2	3	6	50.06	q	SB
20	2995	FAYE Ibou	SEN	3	4	3	50.09		
21	1519	MUZIK Jiri	CZE	4	8	1	50.11	Q	
22	2503	RAKOTOARIMIANDRY Yvon	MAD	2	7	8	50.15		
	2325	YAMAZAKI Kazuhiko	JPN	2	1	7	50.15		
24	3317	THOMAS Eric A	USA	4	6	2	50.16	Q	
25	1967	IAKOVAKIS Periklis	GRE	4	1	3	50.20		
26	2198	FRINOLLI PUZZILLI Giorgio	ITA	8	6	2	50.27	Q	
27	2905	SHIRYAYEV Vladislav	RUS	8	4	3	50.39		
28	2268	THOMPSON Kemel	JAM	7	7	4	50.40		
29	3050	RATNAYAKE Arijan Raja	SRI	3	7	4	50.43		
30	2309	KAWAMURA Hideaki	JPN	4	4	4	50.68		
31	3384	ISAKOV Erkinjon	UZB	3	5	5	50.71		
32	1778	BORSUMATO Anthony	GBR	6	4	5	50.73		
33	3467	ABOU HAMED Zid	SYR	7	3	5	50.74		
34	1086	ROBINSON Rohan	AUS	1	4	4	50.80		
35	2604	SMITH Willie	NAM	1	5	5	50.89		
36	2028	TUCKER Paul	GUY	7	6	6	50.92		

LEGEND / LEGENDE

WR	World Record / Record du monde	Pos	Position / Posicion	q	Qualified / Qualifié
OR	Olympic Record / Record olympique	Q	Qualified by Right / Qualifié direct	NR	National Record / Record national
No	Number / Numéro	PB	Personal Best / Record personnel	SB	Season Best / Meilleure perf. sai.

**RESULTS SUMMARY****MEN'S 400M HURDLES
ROUND 1****RECAPITULATIF DES RESULTATS****400 M HAIES - HOMMES
1ER TOUR**

SUN 24 SEP 2000

OLYMPIC STADIUM

DIM 24 SEPT 2000

WR	46.78	YOUNG Kevin	USA Barcelona (ESP)	06/08/92	QUALIFICATION : First 2 in each heat(Q) and 8 fastest(q)
OR	46.78	YOUNG Kevin	USA Barcelona (ESP)	06/08/92	

Rank	No	Name	NOC Code	Heat	Lane / Order	Pos	Time	
37	2387	MARITIM Hillary Kiprotich	KEN	3	3	6	51.04	
38	2634	OMODIALE Sylvester	NGR	3	2	7	51.06	
39	2549	ZADOINOV Vadim	MDA	4	7	5	51.08	
40	3087	HOLUBEK Radoslav	SVK	7	2	7	51.18	
41	1506	POCHANIS Costas	CYP	6	3	6	51.20	
42	1054	BECKENHAM Matthew	AUS	6	8	7	51.27	
43	1814	RAWLINSON Christopher	GBR	5	3	1	51.30	Q
44	1603	MONREAL Inigo	ESP	8	5	4	51.32	
45	1366	ZBINDEN Carlos	CHI	1	6	6	51.36	
46	2702	BOINO Mowen	PNG	7	4	8	51.38	NR
47	2528	SDAD Mustapha	MAR	4	2	6	51.39	
48	2709	JANUSZEWSKI Pawel	POL	5	2	2	51.40	Q
49	1186	HOUSTON Victor	BAR	1	2	7	51.51	
50	2041	BEDI Tibor	HUN	5	7	3	51.54	
51	2138	McGUIRK Tom	IRL	4	3	7	51.73	
52	3457	HARNDEN Kenneth	ZIM	5	5	4	51.83	
53	1234	VERSHININ Leonid	BLR	5	4	5	51.84	
54	3430	PESA Sinisa	YUG	8	7	5	52.14	
55	2270	WEAKLEY Ian	JAM	6	2	8	52.18	
56	1451	JURICIC Darko	CRO	5	1	6	52.39	
57	2692	YOUNG Curt	PAN	8	2	6	52.46	
58	2419	LEE Du-Yeon	KOR	4	5	8	52.61	
59	3117	AL NAJEM Zahr-Edin	SYR	5	6	7	52.70	
60	3456	HARNDEN Iain	ZIM	8	3	7	54.01	
61	1284	DZHIVONDOV Iliya	BUL	5	8	8	54.36	
62	2321	TAMESUE Dai	JPN	8	1	8	1:01.81	

LEGEND / LEGENDE

WR	World Record / Record du monde	Pos	Position / Posicion	q	Qualified / Qualifié
OR	Olympic Record / Record olympique	Q	Qualified by Right / Qaulifié direct	NR	National Record / Record national
No	Number / Numéro	PB	Personal Best / Record personnel	SB	Season Best / Meilleure perf. sai.

**RESULTS****RESULTATS****MEN'S 4X100M RELAY
FINALE****RELAIS 4X100 M - HOMMES
FINALE**SAT 30 SEP 2000
SAM 30 SEPT 2000

OLYMPIC STADIUM

WR	37.40	UNITED STATES	USA Barcelona (ESP)	08/08/92
OR	37.40	UNITED STATES	USA Barcelona (ESP)	08/08/92


Rank	NOC Code	NOC / Name	Lane	Reaction	Result	
1	USA	United States of America	5	0.126	37.61	SB
		3269 DRUMMOND Jonathan				
		3320 WILLIAMS III Bernard				
		3298 LEWIS Brian				
		3275 GREENE Maurice				
2	BRA	Brazil	4	0.188	37.90	NR
		1264 LIMA Vicente				
		1267 RIBEIRO Edson				
		1269 SILVA Andre				
		1270 da SILVA Claudinei				
3	CUB	Cuba	3	0.238	38.04	SB
		1467 CESAR Jose Angel				
		1480 PEREZ Luis Alberto				
		1471 GARCIA Ivan				
		1476 MAYOLA Freddy				
4	JAM	Jamaica	6	0.315	38.20	NR
		2259 FRATER Lindel				
		2267 THOMAS Dwight				
		2271 WILLIAMS Christopher				
		2255 BREDWOOD Llewelyn				
5	FRA	France	7	0.153	38.49	SB
		1729 KRANTZ Frederic				
		1736 PATROS David				
		1713 CHEVAL Christophe				
		1725 GUIMS Needdy				
6	JPN	Japan	2	0.221	38.66	
		2312 KOJIMA Shigeyuki				
		2306 ITO Koji				
		2317 SUETSUGU Shingo				
		2301 ASAHARA Nobuharu				
7	ITA	Italy	8	0.146	38.67	
		2215 SCUDERI Francesco				
		2190 CAVALLARO Alessandro				
		2191 CHECCUCCI Maurizio				
		2192 COLOMBO Andrea				
8	POL	Poland	1	0.196	38.96	
		2717 NOWAK Marcin				
		2725 URBAS Marcin				
		2704 BALCERZAK Piotr				
		2720 PILARCZYK Ryszard				

Sunny Humidity : 21 %
 Air Temp.: 25°C/ 77°F
 Wind : 22 km/h W

LEGEND / LEGENDE

WR World Record / Record du monde **NR** National Record / Record national
OR Olympic Record / Record olympique
SB Season Best / Meilleure perf. sai.

The 2000 Sydney Olympic Games - 4x100m Men Final



Results Wind: no measurement

Rank	La	Bib Nu		Time	R_time
1.	5	0	United States of America	USA	37.61 0.126
2.	4	0	Brasil	BRA	37.90 0.188
3.	3	0	Cuba	CUB	38.04 0.238
4.	6	0	Jamaica	JAM	38.20 0.315
5.	7	0	France	FRA	38.49 0.153
6.	2	0	Japan	JPN	38.66 0.221
7.	8	0	Italy	ITA	38.67 0.146
8.	1	0	Poland	POL	38.96 0.196

Start: 30. 9.2000 20:06:08.727 @420
 Print: 30. 9.2000 20:10:14 @423
 Scan'O'Vision Color
 Race ID: M4X1F100

swatch  **TIMING**

Photo credit: © 2000 Swatch Timing Ltd.
 All rights reserved
 If this photo is used for any commercial purpose, layout and copy have to be submitted to any recognizable person prior to release.
 The producer does not assume any responsibility.



TM © SOCOG 1996



RESULTS

RESULTATS

MEN'S 4X100M RELAY
SEMIFINAL

RELAIS 4X100 M - HOMMES
DEMI-FINALE



FRI 29 SEP 2000
VEN 29 SEPT 2000

OLYMPIC STADIUM

WR	37.40	UNITED STATES	USA Barcelona (ESP)	08/08/92	QUALIFICATION : First 3 in each heat(Q) and 2 fastest(q)
OR	37.40	UNITED STATES	USA Barcelona (ESP)	08/08/92	

SEMIFINAL 1

Rank	NOC Code	NOC Name	Lane	Reaction	Result	
1	USA	United States of America	6	0.142 F ¹	37.82	Q
2	JAM	Jamaica	1	0.154	38.27	Q NR
3	FRA	France	5	0.158	38.64	Q
4	ITA	Italy	3	0.146	38.67	q SB
5	CIV	Cote d'Ivoire	4	0.435	38.82	SB
6	CAN	Canada	2	0.172	38.92	SB
7	THA	Thailand	7	0.150	39.05	
	NGR	Nigeria	8	0.194	DNF	

SEMIFINAL 2

Rank	NOC Code	NOC Name	Lane	Reaction	Result	
1	CUB	Cuba	5	0.481	38.16	Q
2	BRA	Brazil	4	0.394	38.27	Q
3	JPN	Japan	6	0.481	38.31	Q = AR
4	POL	Poland	7	0.224	38.60	q SB
5	GRE	Greece	2	0.211	38.80	
6	TRI	Trinidad & Tobago	8	0.210	38.92	NR
	AUS	Australia	3	0.215	DQ	170.14
	SLO	Slovenia	1	0.165	DQ	170.14

LEGEND / LEGENDE

WR	World Record / Record du monde	Q	Qualified by Right / Qualifié direct	SB	Season Best / Meilleure perf. sai.	DQ	Disqualified / Disqualifié
OR	Olympic Record / Record olympique	NR	National Record / Record national	DNF	Did Not Finish / Abandon		
Fx	False Start / Faux départ	q	Qualified / Qualifié	=AR	Equal Area Record / Record local égalé		

JURY OF APPEAL OVERTURNED REFEREE'S
DECISION TO REINSTATE AUSTRALIA



ATHLETISME
Athletics
ATHLETISME
Athletics
ATHLETISME
Athletics
ATHLETISME
Athletics

**RESULTS SUMMARY****MEN'S 4X100M RELAY
SEMIFINAL****RELAIS 4X100 M - HOMMES
DEMI-FINALE****RECAPITULATIF DES RESULTATS**FRI 29 SEP 2000
VEN 29 SEPT 2000

OLYMPIC STADIUM

WR	37.40	UNITED STATES	USA Barcelona (ESP)	08/08/92	QUALIFICATION : First 3 in each heat(Q) and 2 fastest(q)
OR	37.40	UNITED STATES	USA Barcelona (ESP)	08/08/92	

Rank	NOC Code	NOC Name	Heat	Lane	Pos	Time		
1	USA	United States of America	1	6	1	37.82	Q	
2	CUB	Cuba	2	5	1	38.16	Q	
3	BRA	Brazil	2	4	2	38.27	Q	
	JAM	Jamaica	1	1	2	38.27	Q	NR
5	JPN	Japan	2	6	3	38.31	Q	= AR
6	POL	Poland	2	7	4	38.60	q	SB
7	FRA	France	1	5	3	38.64	Q	
8	ITA	Italy	1	3	4	38.67	q	SB
9	GRE	Greece	2	2	5	38.80		
10	CIV	Cote d'Ivoire	1	4	5	38.82		SB
11	CAN	Canada	1	2	6	38.92		SB
	TRI	Trinidad & Tobago	2	8	6	38.92		NR
13	THA	Thailand	1	7	7	39.05		
	AUS	Australia	2	3		DQ		170.14
	SLO	Slovenia	2	1		DQ		170.14
	NGR	Nigeria	1	8		DNF		

ATHLETISME
Athletics
ATHLETISME
Athletics
ATHLETISME
Athletics
ATHLETISME
Athletics**LEGEND / LEGENDE**

WR	World Record / Record du monde	Q	Qualified by Right / Qualifié direct	q	Qualified / Qualifié	DNF	Did Not Finish / Abandon
OR	Olympic Record / Record olympique	NR	National Record / Record national	SB	Season Best / Meilleure perf. sai.		
Pos	Position / Posicion	=AR	Equal Area Record / Record local égalé	DQ	Disqualified / Disqualifié		

**JURY OF APPEAL OVERTURNED REFEREE'S
DECISION TO REINSTATE AUSTRALIA**

**RESULTS****RESULTATS****MEN'S 4X100M RELAY
ROUND 1****RELAIS 4X100 M - HOMMES
1ER TOUR**FRI 29 SEP 2000
VEN 29 SEPT 2000

OLYMPIC STADIUM

WR	37.40	UNITED STATES	USA Barcelona (ESP)	08/08/92	QUALIFICATION : First 2 in each heat(Q) and 6 fastest(q)
OR	37.40	UNITED STATES	USA Barcelona (ESP)	08/08/92	

HEAT 1

Rank	NOC Code	NOC Name	Lane	Reaction	Result	
1	CIV	Cote d'Ivoire	7	0.342	39.06	Q
2	THA	Thailand	3	0.196	39.13	Q
3	GUA	Guatemala	6	0.181	39.34	
4	BAH	Bahamas	2	0.139	39.57	
5	CYP	Cyprus	4	0.460	39.75	
6	YUG	Yugoslavia	8	0.245	39.99	
7	IND	India	5	0.151	40.23	
	GBR	Great Britain	1	0.175	DQ	179.14

HEAT 2

Rank	NOC Code	NOC Name	Lane	Reaction	Result	
1	BRA	Brazil	8	0.153	38.32	Q
2	ITA	Italy	5	0.429	38.84	Q SB
3	NGR	Nigeria	4	0.175	38.85	q SB
4	JAM	Jamaica	3	0.220	38.97	q
5	SLO	Slovenia	6	0.146	39.25	q NR
6	LBR	Liberia	7	0.175	39.77	NR
7	HKG	Hong Kong, China	2	0.182	40.15	
8	CHI	Chile	1	0.161	40.20	

HEAT 3

Rank	NOC Code	NOC Name	Lane	Reaction	Result	
1	FRA	France	5	0.163	39.00	Q
2	GRE	Greece	2	0.236	39.21	Q
3	CAN	Canada	6	0.458	39.26	q SB
4	IRL	Ireland	4	0.226	39.26	NR
5	MRI	Mauritius	8	0.419	39.55	
6	ISR	Israel	3	0.237	39.76	
7	KSA	Saudi Arabia	7	0.193	39.94	
	GHA	Ghana	1	0.250	DNF	

Sunny Humidity : 76%
 Air Temp.: 19°C/ 66°F
 Wind : 7 km/h NE

LEGEND / LEGENDE

WR	World Record / Record du monde	DQ	Disqualified / Disqualifié	NR	National Record / Record national
OR	Olympic Record / Record olympique	SB	Season Best / Meilleure perf. sai.	DNF	Did Not Finish / Abandon
Q	Qualified by Right / Qualifié direct	q	Qualified / Qualifié		

**RESULTS****RESULTATS****MEN'S 4X100M RELAY
ROUND 1****RELAIS 4X100 M - HOMMES
1ER TOUR**FRI 29 SEP 2000
VEN 29 SEPT 2000

OLYMPIC STADIUM

WR	37.40	UNITED STATES	USA Barcelona (ESP)	08/08/92	QUALIFICATION : First 2 in each heat(Q) and 6 fastest(q)
OR	37.40	UNITED STATES	USA Barcelona (ESP)	08/08/92	

HEAT 4

Rank	NOC Code	NOC Name	Lane	Reaction	Result	
1	CUB	Cuba	8	0.414	38.74	Q
2	AUS	Australia	2	0.167	38.76	Q
3	TRI	Trinidad & Tobago	7	0.176	39.12	q SB
4	HUN	Hungary	6	0.474	39.52	
5	CMR	Cameroon	5	0.165	39.62	
6	OMA	Oman	1	0.125	39.82	SB
7	PUR	Puerto Rico	3	0.233	40.12	
8	UZB	Uzbekistan	4	0.423	41.20	

HEAT 5

Rank	NOC Code	NOC Name	Lane	Reaction	Result	
1	USA	United States of America	6	0.216	38.15	Q
2	JPN	Japan	3	0.222	38.52	Q SB
3	POL	Poland	7	0.215	38.74	q SB
4	RUS	Russian Federation	4	0.152	39.29	SB
5	VEN	Venezuela	2	0.214	39.45	NR
6	CRO	Croatia	5	0.129	39.87	
7	INA	Indonesia	1	0.232	40.35	
8	BAR	Barbados	8	0.214	40.38	

Sunny
Air Temp.: 19°C/ 66°F
Wind : 7 km/h NE

Humidity : 76%

LEGEND / LEGENDE

WR	World Record / Record du monde	DQ	Disqualified / Disqualifié	NR	National Record / Record national
OR	Olympic Record / Record olympique	SB	Season Best / Meilleure perf. sai.	DNF	Did Not Finish / Abandon
Q	Qualified by Right / Qualifié direct	q	Qualified / Qualifié		

**RESULTS SUMMARY****RECAPITULATIF DES RESULTATS****MEN'S 4X100M RELAY
ROUND 1****RELAIS 4X100 M - HOMMES
1ER TOUR**FRI 29 SEP 2000
VEN 29 SEPT 2000

OLYMPIC STADIUM

WR	37.40	UNITED STATES	USA Barcelona (ESP)	08/08/92	QUALIFICATION : First 2 in each heat(Q) and 6 fastest(q)
OR	37.40	UNITED STATES	USA Barcelona (ESP)	08/08/92	

Rank	NOC Code	NOC Name	Heat	Lane	Pos	Time		
1	USA	United States of America	5	6	1	38.15	Q	
2	BRA	Brazil	2	8	1	38.32	Q	
3	JPN	Japan	5	3	2	38.52	Q	SB
4	CUB	Cuba	4	8	1	38.74	Q	
	POL	Poland	5	7	3	38.74	q	SB
6	AUS	Australia	4	2	2	38.76	Q	
7	ITA	Italy	2	5	2	38.84	Q	SB
8	NGR	Nigeria	2	4	3	38.85	q	SB
9	JAM	Jamaica	2	3	4	38.97	q	
10	FRA	France	3	5	1	39.00	Q	
11	CIV	Cote d'Ivoire	1	7	1	39.06	Q	
12	TRI	Trinidad & Tobago	4	7	3	39.12	q	SB
13	THA	Thailand	1	3	2	39.13	Q	
14	GRE	Greece	3	2	2	39.21	Q	
15	SLO	Slovenia	2	6	5	39.25	q	NR
16	CAN	Canada	3	6	3	39.26	q	SB
	IRL	Ireland	3	4	4	39.26		NR
18	RUS	Russian Federation	5	4	4	39.29		SB
19	GUA	Guatemala	1	6	3	39.34		
20	VEN	Venezuela	5	2	5	39.45		NR
21	HUN	Hungary	4	6	4	39.52		
22	MRI	Mauritius	3	8	5	39.55		
23	BAH	Bahamas	1	2	4	39.57		
24	CMR	Cameroon	4	5	5	39.62		
25	CYP	Cyprus	1	4	5	39.75		
26	ISR	Israel	3	3	6	39.76		
27	LBR	Liberia	2	7	6	39.77		NR
28	OMA	Oman	4	1	6	39.82		SB
29	CRO	Croatia	5	5	6	39.87		
30	KSA	Saudi Arabia	3	7	7	39.94		
31	YUG	Yugoslavia	1	8	6	39.99		
32	PUR	Puerto Rico	4	3	7	40.12		
33	HKG	Hong Kong, China	2	2	7	40.15		
34	CHI	Chile	2	1	8	40.20		
35	IND	India	1	5	7	40.23		
36	INA	Indonesia	5	1	7	40.35		

LEGEND / LEGENDE

WR	World Record / Record du monde	Q	Qualified by Right / Qualifié direct	NR	National Record / Record national
OR	Olympic Record / Record olympique	SB	Season Best / Meilleure perf. sai.		
Pos	Position / Posicion	q	Qualified / Qualifié		

**RESULTS SUMMARY****MEN'S 4X100M RELAY
ROUND 1****RECAPITULATIF DES RESULTATS****RELAIS 4X100 M - HOMMES
1ER TOUR**FRI 29 SEP 2000
VEN 29 SEPT 2000

OLYMPIC STADIUM

WR	37.40	UNITED STATES	USA Barcelona (ESP)	08/08/92	QUALIFICATION : First 2 in each heat(Q) and 6 fastest(q)
OR	37.40	UNITED STATES	USA Barcelona (ESP)	08/08/92	

Rank	NOC Code	NOC Name	Heat	Lane	Pos	Time	
37	BAR	Barbados	5	8	8	40.38	
38	UZB	Uzbekistan	4	4	8	41.20	
	GBR	Great Britain	1	1		DQ	179.14
	GHA	Ghana	3	1		DNF	

LEGEND / LEGENDE

WR	World Record / Record du monde	Q	Qualified by Right / Qualifié direct	NR	National Record / Record national
OR	Olympic Record / Record olympique	SB	Season Best / Meilleure perf. sai.	DQ	Disqualified / Disqualifié
Pos	Position / Posicion	q	Qualified / Qualifié	DNF	Did Not Finish / Abandon

**RESULTS****RESULTATS****MEN'S 4X400M RELAY
FINAL****RELAIS 4X400 M - HOMMES
FINALE**

SAT 30 SEP 2000

SAM 30 SEPT 2000

OLYMPIC STADIUM

WR	2:54.20	UNITED STATES	USA Uniondale (USA)	22/07/98
OR	2:55.74	UNITED STATES	USA Barcelona (ESP)	08/08/92

Rank	NOC Code	NOC / Name	Lane	Reaction	Result	
1	USA	United States of America	5	0.538	2:56.35	SB
	3277	HARRISON Alvin				
	3307	PETTIGREW Antonio				
	3278	HARRISON Calvin				
	3294	JOHNSON Michael				
2	NGR	Nigeria	4	0.541	2:58.68	AR
	2626	CHUKWU Clement				
	2631	MONYE Jude				
	2625	BADA Sunday				
	2636	UDO-OBONG Enefiok				
3	JAM	Jamaica	6	0.382	2:58.78	SB
	2254	BLACKWOOD Michael				
	2260	HAUGHTON Gregory				
	2271	WILLIAMS Christopher				
	2263	McFARLANE Danny				
4	BAH	Bahamas	1	0.260	2:59.23	
	1166	MONCUR Avar				
	1165	McINTOSH Troy				
	1168	OLIVER Carl				
	1160	BROWN Christopher				
5	FRA	France	2	0.252	3:01.02	
	1721	FRONT Emmanuel				
	1720	FOUCAN Marc				
	1743	WADE Ibrahima				
	1739	RAQUIL Marc				
6	GBR	Great Britain	3	0.252	3:01.22	SB
	1788	DEACON Jared				
	1781	CAINES Daniel				
	1818	THOMAS Iwan				
	1777	BAULCH Jamie				
7	POL	Poland	8	0.203	3:03.22	
	2721	RYSIUKIEWICZ Piotr				
	2715	MACKOWIAK Robert				
	2706	DLUGOSIELSKI Piotr				
	2708	HACZEK Piotr				
8	AUS	Australia	7	0.177	3:03.91	
	1071	JAMIESON Brad				
	1095	YOUNG Blair				
	1064	DWYER Patrick				
	1069	HAZEL Michael				


Intermediate Times:

Distance	400m	800m	1200m
Team	USA	USA	USA
Split Time	45.03	1:28.58	2:12.13

LEGEND / LEGENDE

WR	World Record / Record du monde	AR	Area Record / Record continental
OR	Olympic Record / Record olympique		
SB	Season Best / Meilleure perf. sai.		

The 2000 Sydney Olympic Games - 4x400m Men Final



Results Wind: no measurement

Rank	La	Bib Nu		Time	R_time
1.	5	0	United States of America	USA	2:56.35 0.538
2.	4	0	Nigeria	NGR	2:58.68 0.541
3.	6	0	Jamaica	JAM	2:58.78 0.382
4.	1	0	Bahamas	BAH	2:59.23 0.260
5.	2	0	France	FRA	3:01.02 0.252
6.	3	0	Great Britain	GBR	3:01.22 0.252
7.	8	0	Poland	POL	3:03.22 0.203
8.	7	0	Australia	AUS	3:03.91 0.177

swatch+TIMING

Photo credit: © 2000 Swatch Timing Ltd.
 All rights reserved
 If this photo is used for any commercial purpose, layout and copy have to be submitted to any recognizable person prior to release.
 The producer does not assume any responsibility.



Start: 30. 9.2000 22:20:55.837 @514
 Print: 30. 9.2000 22:27:22 @519

Scan'O'Vision Color
 Race ID: M4X4FI00

**RESULTS****RESULTATS****MEN'S 4X400M RELAY
SEMIFINAL****RELAIS 4X400 M - HOMMES
DEMI-FINALE**FRI 29 SEP 2000
VEN 29 SEPT 2000

OLYMPIC STADIUM

WR	2:54.20	UNITED STATES	USA Uniondale (USA)	22/07/98	QUALIFICATION : First 3 in each heat(Q) and 2 fastest(q)
OR	2:55.74	UNITED STATES	USA Barcelona (ESP)	08/08/92	

SEMIFINAL 1

Rank	NOC Code	NOC Name	Lane	Reaction	Result	
1	USA	United States of America	3	0.242	2:58.78	Q
2	JAM	Jamaica	4	0.551	2:58.84	Q SB
3	BAH	Bahamas	1	0.249	2:59.02	Q NR
4	FRA	France	8	0.249	3:00.64	q SB
5	POL	Poland	5	0.494	3:00.66	q SB
6	RSA	South Africa	6	0.172	3:01.25	SB
7	BOT	Botswana	2	0.345	3:05.28	
	KEN	Kenya	7	0.413	DQ	170.9

SEMIFINAL 2

Rank	NOC Code	NOC Name	Lane	Reaction	Result	
1	NGR	Nigeria	3	0.297	3:01.06	Q SB
2	GBR	Great Britain	5	0.490	3:01.35	Q SB
3	AUS	Australia	2	0.198	3:01.91	Q SB
4	RUS	Russian Federation	1	0.219	3:02.28	SB
5	UKR	Ukraine	8	0.244	3:02.68	NR
6	SRI	Sri Lanka	6	0.507	3:02.89	
7	SEN	Senegal	7	0.175	3:02.94	
8	JPN	Japan	4	0.520	3:13.63	

LEGEND / LEGENDE

WR	World Record / Record du monde	SB	Season Best / Meilleure perf. sai.	DQ	Disqualified / Disqualifié
OR	Olympic Record / Record olympique	NR	National Record / Record national		
Q	Qualified by Right / Qualifié direct	q	Qualified / Qualifié		

**RESULTS SUMMARY****RECAPITULATIF DES RESULTATS****MEN'S 4X400M RELAY
SEMIFINAL****RELAIS 4X400 M - HOMMES
DEMI-FINALE**FRI 29 SEP 2000
VEN 29 SEPT 2000

OLYMPIC STADIUM

WR	2:54.20	UNITED STATES	USA Uniondale (USA)	22/07/98	QUALIFICATION : First 3 in each heat(Q) and 2 fastest(q)
OR	2:55.74	UNITED STATES	USA Barcelona (ESP)	08/08/92	

Rank	NOC Code	NOC Name	Heat	Lane	Pos	Time		
1	USA	United States of America	1	3	1	2:58.78	Q	
2	JAM	Jamaica	1	4	2	2:58.84	Q	SB
3	BAH	Bahamas	1	1	3	2:59.02	Q	NR
4	FRA	France	1	8	4	3:00.64	q	SB
5	POL	Poland	1	5	5	3:00.66	q	SB
6	NGR	Nigeria	2	3	1	3:01.06	Q	SB
7	RSA	South Africa	1	6	6	3:01.25		SB
8	GBR	Great Britain	2	5	2	3:01.35	Q	SB
9	AUS	Australia	2	2	3	3:01.91	Q	SB
10	RUS	Russian Federation	2	1	4	3:02.28		SB
11	UKR	Ukraine	2	8	5	3:02.68		NR
12	SRI	Sri Lanka	2	6	6	3:02.89		
13	SEN	Senegal	2	7	7	3:02.94		
14	BOT	Botswana	1	2	7	3:05.28		
15	JPN	Japan	2	4	8	3:13.63		
	KEN	Kenya	1	7		DQ		170.9

LEGEND / LEGENDE

WR	World Record / Record du monde	Q	Qualified by Right / Qualifié direct	q	Qualified / Qualifié
OR	Olympic Record / Record olympique	SB	Season Best / Meilleure perf. sai.	DQ	Disqualified / Disqualifié
Pos	Position / Posicion	NR	National Record / Record national		

**RESULTS****RESULTATS****MEN'S 4X400M RELAY
ROUND 1****RELAIS 4X400 M - HOMMES
1ER TOUR**FRI 29 SEP 2000
VEN 29 SEPT 2000

OLYMPIC STADIUM

WR	2:54.20	UNITED STATES	USA Uniondale (USA)	22/07/98	QUALIFICATION : First 2 in each heat(Q) and 6 fastest(q)
OR	2:55.74	UNITED STATES	USA Barcelona (ESP)	08/08/92	

HEAT 1

Rank	NOC Code	NOC Name	Lane	Reaction	Result	
1	JAM	Jamaica	2	0.202	3:03.85	Q
2	GBR	Great Britain	6	0.218	3:04.35	Q SB
3	FRA	France	8	0.416	3:04.45	q SB
4	SUI	Switzerland	4		3:06.01	
5	ESP	Spain	5	0.178	3:06.87	SB
6	HUN	Hungary	7	0.354 F ¹	3:08.77	
7	SLO	Slovenia	3	0.284	3:10.07	

HEAT 2

Rank	NOC Code	NOC Name	Lane	Reaction	Result	
1	SRI	Sri Lanka	7	0.203	3:06.25	Q
2	KEN	Kenya	2	0.262	3:06.77	Q
3	IRL	Ireland	6	0.170	3:07.42	
4	IND	India	5	0.255	3:08.38	
	ALG	Algeria	4	0.497	DQ	170.14
	OAT	Qatar	3	0.295	DQ	170.14

HEAT 3

Rank	NOC Code	NOC Name	Lane	Reaction	Result	
1	USA	United States of America	4	0.163	3:03.52	Q
2	RSA	South Africa	7	0.223	3:04.08	Q SB
3	AUS	Australia	8	0.220	3:04.13	q SB
4	UKR	Ukraine	5	0.568	3:05.41	q SB
5	GRE	Greece	6	0.259	3:06.50	
6	KSA	Saudi Arabia	2	0.302	3:09.57	
7	THA	Thailand	3	0.296	3:11.65	

Sunny
Air Temp.: 27°C/ 81°F
Wind : 20 km/h N

Humidity : 37%

LEGEND / LEGENDE

WR	World Record / Record du monde	SB	Season Best / Meilleure perf. sai.	DQ	Disqualified / Disqualifié
OR	Olympic Record / Record olympique	q	Qualified / Qualifié		
Q	Qualified by Right / Qualifié direct	Fx	False Start / Faux départ		

**QATAR WAS DISQUALIFIED UNDER IAAF RULE
170.14**

**RESULTS****RESULTATS****MEN'S 4X400M RELAY
ROUND 1****RELAIS 4X400 M - HOMMES
1ER TOUR**FRI 29 SEP 2000
VEN 29 SEPT 2000

OLYMPIC STADIUM

WR	2:54.20	UNITED STATES	USA Uniondale (USA)	22/07/98	QUALIFICATION : First 2 in each heat(Q) and 6 fastest(q)
OR	2:55.74	UNITED STATES	USA Barcelona (ESP)	08/08/92	

HEAT 4

Rank	NOC Code	NOC Name	Lane	Reaction	Result	
1	JPN	Japan	5	0.559	3:05.21	Q
2	RUS	Russian Federation	2	0.203	3:05.37	Q SB
3	ZIM	Zimbabwe	7	0.227	3:05.60	
4	GHA	Ghana	6	0.582	3:07.07	
5	TRI	Trinidad & Tobago	8	0.171	3:07.51	
6	SVK	Slovakia	3	0.303 F ¹	3:09.54	
	KUW	Kuwait	4	0.557	DQ	170.9

HEAT 5

Rank	NOC Code	NOC Name	Lane	Reaction	Result	
1	NGR	Nigeria	5	0.562	3:01.20	Q
2	POL	Poland	8	0.504	3:01.30	Q SB
3	BAH	Bahamas	3	0.258	3:01.50	q SB
4	SEN	Senegal	2	0.266	3:02.67	q SB
5	BOT	Botswana	4	0.562	3:04.19	q NR
6	YUG	Yugoslavia	6	0.551	3:07.41	
	CRO	Croatia	7	0.420	DQ	170.9

Sunny
Air Temp.: 27°C/ 81°F
Wind : 20 km/h N

Humidity : 37%

LEGEND / LEGENDE

WR	World Record / Record du monde	SB	Season Best / Meilleure perf. sai.	DQ	Disqualified / Disqualifié
OR	Olympic Record / Record olympique	q	Qualified / Qualifié	NR	National Record / Record national
Q	Qualified by Right / Qualifié direct	Fx	False Start / Faux départ		

**QATAR WAS DISQUALIFIED UNDER IAAF RULE
170.14**

**RESULTS SUMMARY****RECAPITULATIF DES RESULTATS****MEN'S 4X400M RELAY
ROUND 1****RELAIS 4X400 M - HOMMES
1ER TOUR**FRI 29 SEP 2000
VEN 29 SEPT 2000

OLYMPIC STADIUM

WR	2:54.20	UNITED STATES	USA Uniondale (USA)	22/07/98	QUALIFICATION : First 2 in each heat(Q) and 6 fastest(q)
OR	2:55.74	UNITED STATES	USA Barcelona (ESP)	08/08/92	

Rank	NOC Code	NOC Name	Heat	Lane	Pos	Time		
1	NGR	Nigeria	5	5	1	3:01.20	Q	
2	POL	Poland	5	8	2	3:01.30	Q	SB
3	BAH	Bahamas	5	3	3	3:01.50	q	SB
4	SEN	Senegal	5	2	4	3:02.67	q	SB
5	USA	United States of America	3	4	1	3:03.52	Q	
6	JAM	Jamaica	1	2	1	3:03.85	Q	
7	RSA	South Africa	3	7	2	3:04.08	Q	SB
8	AUS	Australia	3	8	3	3:04.13	q	SB
9	BOT	Botswana	5	4	5	3:04.19	q	NR
10	GBR	Great Britain	1	6	2	3:04.35	Q	SB
11	FRA	France	1	8	3	3:04.45	q	SB
12	JPN	Japan	4	5	1	3:05.21	Q	
13	RUS	Russian Federation	4	2	2	3:05.37	Q	SB
14	UKR	Ukraine	3	5	4	3:05.41	q	SB
15	ZIM	Zimbabwe	4	7	3	3:05.60		
16	SUI	Switzerland	1	4	4	3:06.01		
17	SRI	Sri Lanka	2	7	1	3:06.25	Q	
18	GRE	Greece	3	6	5	3:06.50		
19	KEN	Kenya	2	2	2	3:06.77	Q	
20	ESP	Spain	1	5	5	3:06.87		SB
21	GHA	Ghana	4	6	4	3:07.07		
22	YUG	Yugoslavia	5	6	6	3:07.41		
23	IRL	Ireland	2	6	3	3:07.42		
24	TRI	Trinidad & Tobago	4	8	5	3:07.51		
25	IND	India	2	5	4	3:08.38		
26	HUN	Hungary	1	7	6	3:08.77		
27	SVK	Slovakia	4	3	6	3:09.54		
28	KSA	Saudi Arabia	3	2	6	3:09.57		
29	SLO	Slovenia	1	3	7	3:10.07		
30	THA	Thailand	3	3	7	3:11.65		
	ALG	Algeria	2	4		DQ		170.14
	CRO	Croatia	5	7		DQ		170.9
	KUW	Kuwait	4	4		DQ		170.9
	QAT	Qatar	2	3		DQ		170.14

LEGEND / LEGENDE

WR	World Record / Record du monde	Q	Qualified by Right / Qualifié direct	NR	National Record / Record national
OR	Olympic Record / Record olympique	SB	Season Best / Meilleure perf. sai.	DQ	Disqualified / Disqualifié
Pos	Position / Posicion	q	Qualified / Qualifié		

**QATAR WAS DISQUALIFIED UNDER IAAF RULE
170.14**ATHLETISME
Athletics
ATHLETISME
Athletics
ATHLETISME
Athletics
ATHLETISME
Athletics
ATHLETISME
Athletics

**RESULTS****RESULTATS****MEN'S 3000M STEEPLECHASE
FINAL****3 000 M STEEPLE - HOMMES
FINALE**FRI 29 SEP 2000
VEN 29 SEPT 2000

OLYMPIC STADIUM

WR	7:55.72	BARMASAI Bernard	KEN Cologne (GER)	24/08/97
OR	8:05.51	KARIUKI Julius	KEN Seoul (KOR)	30/09/88

Rank	No	Name	NOC Code	Date of Birth	Lane / Order	Result
1	2383	KOSGEI Reuben	KEN	2 AUG 1979	15	8:21.43
2	2380	KIPKETER Wilson Boit	KEN	6 OCT 1973	14	8:21.77
3	2521	EZZINE Ali	MAR	3 SEP 1978	13	8:22.15
4	2368	BARMASAI Bernard	KEN	6 MAY 1974	11	8:22.23
5	1595	MARTIN Luis Miguel	ESP	11 JAN 1972	12	8:22.75
6	1594	MARTIN Eliseo	ESP	5 NOV 1973	1	8:23.00
7	2513	BOULAMI Brahim	MAR	20 APR 1972	4	8:24.32
8	1148	WEIDLINGER Guenther	AUT	5 APR 1978	3	8:26.70
9	2668	SVENOEY Jim	NOR	22 APR 1972	7	8:27.20
10	2809	SAIFELDIN Khamis A	QAT	1 JAN 1976	6	8:30.89
11	1009	BESSOU Laid	ALG	5 FEB 1976	8	8:33.07
12	2617	VROEMEN Simon	NED	11 MAY 1969	9	8:37.87

Intermediate Times:

Distance	1000m	2000m
No	1595	2383
Split Time	2:55.85	5:43.91

LEGEND / LEGENDE

No	Number / Numéro
WR	World Record / Record du monde
OR	Olympic Record / Record olympique

**RESULTS****RESULTATS****MEN'S 3000M STEEPLECHASE
FINAL****3 000 M STEEPLE - HOMMES
FINALE**FRI 29 SEP 2000
VEN 29 SEPT 2000


OLYMPIC STADIUM

WR	7:55.72	BARMASAI Bernard	KEN	Cologne (GER)	24/08/97
OR	8:05.51	KARIUKI Julius	KEN	Seoul (KOR)	30/09/88

Rank	No	Name	NOC Code	Date of Birth	Lane / Order	Result
13	2766	SILVA Manuel	POR	8 OCT 1978	2	8:38.63
14	1737	PENCREACH Gael	FRA	5 AUG 1977	5	8:41.19
15	1874	KALLABIS Damian	GER	10 JUN 1973	10	9:09.78

LEGEND / LEGENDE	
No	Number / Numéro
WR	World Record / Record du monde
OR	Olympic Record / Record olympique

The 2000 Sydney Olympic Games - 3000m Steeple Men Final



Results Wind: no measurement

Rank	La	Bib Nu		Time	R_time
1.	15	2383	Seroney Reuben	KEN	8:21.43
2.	14	2380	Kipketer Wilson Boit	KEN	8:21.77
3.	13	2521	Ezzine Ali	MAR	8:22.15
4.	11	2368	Barmasai Bernard	KEN	8:22.23
5.	12	1595	Martin Luis Miguel	ESP	8:22.75
6.	1	1594	Martin Eliseo	ESP	8:23.00
7.	4	2513	Boulami Brahim	MAR	8:24.32
8.	3	1148	Weidlinger Guenther	AUT	8:26.70
9.	7	2668	Svenoey Jim	NOR	8:27.20

Start: 29. 9.2000 19:25:12.029 @392
 Print: 29. 9.2000 19:38:30 @401

Scan'O'Vision Color
 Race ID: M3KSF100

swatch+TIMING

Photo credit: © 2000 Swatch Timing Ltd.
 All rights reserved
 If this photo is used for any commercial purpose, layout and copy have to be submitted to any recognizable person prior to release. The producer does not assume any responsibility.



**RESULTS****RESULTATS****MEN'S 3000M STEEPLECHASE
ROUND 1****3 000 M STEEPLE - HOMMES
1ER TOUR**

WED 27 SEP 2000

MER 27 SEPT 2000

OLYMPIC STADIUM

WR	7:55.72	BARMASAI Bernard	KEN Cologne (GER)	24/08/97	QUALIFICATION : First 4 in each heat(Q) and 3 fastest(q)
OR	8:05.51	KARIUKI Julius	KEN Seoul (KOR)	30/09/88	

HEAT 1

Rank	No	Name	NOC Code	Date of Birth	Lane / Order	Result
1	2383	KOSGEI Reuben	KEN	2 AUG 1979	4	8:23.17 Q
2	2521	EZZINE Ali	MAR	3 SEP 1978	5	8:23.79 Q
3	1148	WEIDLINGER Guenther	AUT	5 APR 1978	12	8:24.07 Q
4	1594	MARTIN Eliseo	ESP	5 NOV 1973	6	8:24.97 Q
5	3263	CROGHAN Mark	USA	8 JAN 1968	11	8:25.88
6	1741	TAHRI Bouabdellah	FRA	20 DEC 1978	13	8:34.69
7	1656	DABA Maru	ETH	12 DEC 1980	7	8:35.34
8	2815	IONESCU Florin	ROM	3 FEB 1971	3	8:37.44
9	3209	REDKO Sergiy	UKR	24 JAN 1973	1	8:40.51
10	1817	STEPHENSON Christian	GBR	22 JUL 1974	8	8:46.66
11	1007	BENSLIMANI Mourad	ALG	19 FEB 1974	2	8:59.07
12	1092	UNTHANK Chris	AUS	31 AUG 1972	9	9:11.19
13	3042	HIGA Primo	SOL	15 JUN 1973	10	9:44.12

HEAT 2

Rank	No	Name	NOC Code	Date of Birth	Lane / Order	Result
1	2368	BARMASAI Bernard	KEN	6 MAY 1974	6	8:23.08 Q
2	2668	SVENOEY Jim	NOR	22 APR 1972	8	8:23.61 Q SB
3	2809	SAIFELDIN Khamis A	QAT	1 JAN 1976	11	8:23.94 Q
4	1595	MARTIN Luis Miguel	ESP	11 JAN 1972	3	8:24.04 Q
5	1874	KALLABIS Damian	GER	10 JUN 1973	4	8:24.48 q
6	1737	PENCREACH Gael	FRA	5 AUG 1977	13	8:25.35 q
7	1315	BOURGEOIS Joel	CAN	25 APR 1971	1	8:28.07
8	3065	BELZ Christian	SUI	11 SEP 1974	12	8:33.45
9	2727	WOJCIK Rafal	POL	18 SEP 1972	9	8:33.51
10	3261	COSEY Anthony	USA	5 OCT 1974	10	8:35.25
11	2525	KHATTABI El Arbi	MAR	16 MAY 1967	7	8:43.46
12	1962	GIANNELIS Georgios	GRE	24 JUL 1971	5	9:19.14
	1508	STASI Stathis	CYP	19 APR 1973	2	DNF

LEGEND / LEGENDE

No	Number / Numéro	Q	Qualified by Right / Qualifié direct	DNF	Did Not Finish / Abandon
WR	World Record / Record du monde	SB	Season Best / Meilleure perf. sai.		
OR	Olympic Record / Record olympique	q	Qualified / Qualifié		

NAME CORRECTION FOR BIB NUMBER 2383

**RESULTS****RESULTATS****MEN'S 3000M STEEPLECHASE
ROUND 1****3 000 M STEEPLE - HOMMES
1ER TOUR**

WED 27 SEP 2000

MER 27 SEPT 2000

OLYMPIC STADIUM

WR	7:55.72	BARMASAI Bernard	KEN Cologne (GER)	24/08/97	QUALIFICATION : First 4 in each heat(Q) and 3 fastest(q)
OR	8:05.51	KARIUKI Julius	KEN Seoul (KOR)	30/09/88	

HEAT 3

Rank	No	Name	NOC Code	Date of Birth	Lane / Order	Result
1	1009	BESSOU Laid	ALG	5 FEB 1976	1	8:21.14 Q
2	2380	KIPKETER Wilson Boit	KEN	6 OCT 1973	5	8:22.07 Q
3	2617	VROEMEN Simon	NED	11 MAY 1969	9	8:22.13 Q
4	2513	BOULAMI Brahim	MAR	20 APR 1972	6	8:24.43 Q
5	2766	SILVA Manuel	POR	8 OCT 1978	14	8:25.70 q
6	3268	DOBERT Pascal	USA	8 APR 1974	3	8:29.52
7	1785	CHASTON Justin	GBR	4 NOV 1968	4	8:31.01
8	3176	TURKI Lotfi	TUN	6 MAR 1975	12	8:34.84
9	2561	MIRANDA Salvador	MEX	22 AUG 1971	8	8:35.79
10	1570	CEPEDA Marco	ESP	1 JUL 1974	2	8:40.01
11	2546	MUSINSCHI Iaroslav	MDA	8 AUG 1976	7	8:42.04
12	2204	MAFFEI Giuseppe	ITA	28 JAN 1974	13	8:48.88
13	2897	PRONIN Vladimir	RUS	27 MAY 1969	11	8:57.69
14	2697	BUENAVISTA Eduardo	PHI	13 OCT 1978	10	9:13.71

LEGEND / LEGENDE

No	Number / Numéro	Q	Qualified by Right / Qualifié direct	DNF	Did Not Finish / Abandon
WR	World Record / Record du monde	SB	Season Best / Meilleure perf. sai.		
OR	Olympic Record / Record olympique	q	Qualified / Qualifié		

NAME CORRECTION FOR BIB NUMBER 2383

**RESULTS SUMMARY****MEN'S 3000M STEEPLECHASE
ROUND 1****RECAPITULATIF DES RESULTATS****3 000 M STEEPLE - HOMMES
1ER TOUR**

WED 27 SEP 2000

OLYMPIC STADIUM

MER 27 SEPT 2000

WR	7:55.72	BARMASAI Bernard	KEN Cologne (GER)	24/08/97	QUALIFICATION : First 4 in each heat(Q) and 3 fastest(q)
OR	8:05.51	KARIUKI Julius	KEN Seoul (KOR)	30/09/88	

Rank	No	Name	NOC Code	Heat	Lane / Order	Pos	Time	
1	1009	BESSOU Laid	ALG	3	1	1	8:21.14	Q
2	2380	KIPKETER Wilson Boit	KEN	3	5	2	8:22.07	Q
3	2617	VROEMEN Simon	NED	3	9	3	8:22.13	Q
4	2368	BARMASAI Bernard	KEN	2	6	1	8:23.08	Q
5	2383	KOSGEI Reuben	KEN	1	4	1	8:23.17	Q
6	2668	SVENOEY Jim	NOR	2	8	2	8:23.61	Q SB
7	2521	EZZINE Ali	MAR	1	5	2	8:23.79	Q
8	2809	SAIFELDIN Khamis A	OAT	2	11	3	8:23.94	Q
9	1595	MARTIN Luis Miguel	ESP	2	3	4	8:24.04	Q
10	1148	WEIDLINGER Guenther	AUT	1	12	3	8:24.07	Q
11	2513	BOULAMI Brahim	MAR	3	6	4	8:24.43	Q
12	1874	KALLABIS Damian	GER	2	4	5	8:24.48	q
13	1594	MARTIN Eliseo	ESP	1	6	4	8:24.97	Q
14	1737	PENCREACH Gael	FRA	2	13	6	8:25.35	q
15	2766	SILVA Manuel	POR	3	14	5	8:25.70	q
16	3263	CROGHAN Mark	USA	1	11	5	8:25.88	
17	1315	BOURGOIS Joel	CAN	2	1	7	8:28.07	
18	3268	DOBERT Pascal	USA	3	3	6	8:29.52	
19	1785	CHASTON Justin	GBR	3	4	7	8:31.01	
20	3065	BELZ Christian	SUI	2	12	8	8:33.45	
21	2727	WOJCIK Rafal	POL	2	9	9	8:33.51	
22	1741	TAHRI Bouabdellah	FRA	1	13	6	8:34.69	
23	3176	TURKI Lotfi	TUN	3	12	8	8:34.84	
24	3261	COSEY Anthony	USA	2	10	10	8:35.25	
25	1656	DABA Maru	ETH	1	7	7	8:35.34	
26	2561	MIRANDA Salvador	MEX	3	8	9	8:35.79	
27	2815	IONESCU Florin	ROM	1	3	8	8:37.44	
28	1570	CEPEDA Marco	ESP	3	2	10	8:40.01	
29	3209	REDKO Sergiy	UKR	1	1	9	8:40.51	
30	2546	MUSINSCHI Iaroslav	MDA	3	7	11	8:42.04	
31	2525	KHATTABI El Arbi	MAR	2	7	11	8:43.46	
32	1817	STEPHENSON Christian	GBR	1	8	10	8:46.66	
33	2204	MAFFEI Giuseppe	ITA	3	13	12	8:48.88	
34	2897	PRONIN Vladimir	RUS	3	11	13	8:57.69	
35	1007	BENSLIMANI Mourad	ALG	1	2	11	8:59.07	
36	1092	UNTHANK Chris	AUS	1	9	12	9:11.19	

LEGEND / LEGENDE

WR	World Record / Record du monde	Pos	Position / Posicion	q	Qualified / Qualifié
OR	Olympic Record / Record olympique	Q	Qualified by Right / Qualifié direct		
No	Number / Numéro	SB	Season Best / Meilleure perf. sai.		

NAME CORRECTION FOR BIB NUMBER 2383

ATHLETISME
Athletics
ATHLETISME
Athletics
ATHLETISME
Athletics
ATHLETISME
Athletics
ATHLETISME
Athletics

**RESULTS SUMMARY****MEN'S 3000M STEEPLECHASE
ROUND 1****RECAPITULATIF DES RESULTATS****3 000 M STEEPLE - HOMMES
1ER TOUR**

WED 27 SEP 2000

OLYMPIC STADIUM

MER 27 SEPT 2000

WR	7:55.72	BARMASAI Bernard	KEN Cologne (GER)	24/08/97	QUALIFICATION : First 4 in each heat(Q) and 3 fastest(q)
OR	8:05.51	KARIUKI Julius	KEN Seoul (KOR)	30/09/88	

Rank	No	Name	NOC Code	Heat	Lane / Order	Pos	Time
37	2697	BUENAVISTA Eduardo	PHI	3	10	14	9:13.71
38	1962	GIANNELIS Georgios	GRE	2	5	12	9:19.14
39	3042	HIGA Primo	SOL	1	10	13	9:44.12
	1508	STASI Stathis	CYP	2	2		DNF

LEGEND / LEGENDE

WR	World Record / Record du monde	Pos	Position / Posicion	q	Qualified / Qualifié
OR	Olympic Record / Record olympique	Q	Qualified by Right / Qualifié direct	DNF	Did Not Finish / Abandon
No	Number / Numéro	SB	Season Best / Meilleure perf. sai.		

NAME CORRECTION FOR BIB NUMBER 2383

**RESULTS****RESULTATS****MEN'S WHEELCHAIR 1500M
FINAL****1 500 M - FAUTEUIL ROULANT - HOMMES
FINALE**

THU 28 SEP 2000

JEU 28 SEPT 2000

OLYMPIC STADIUM

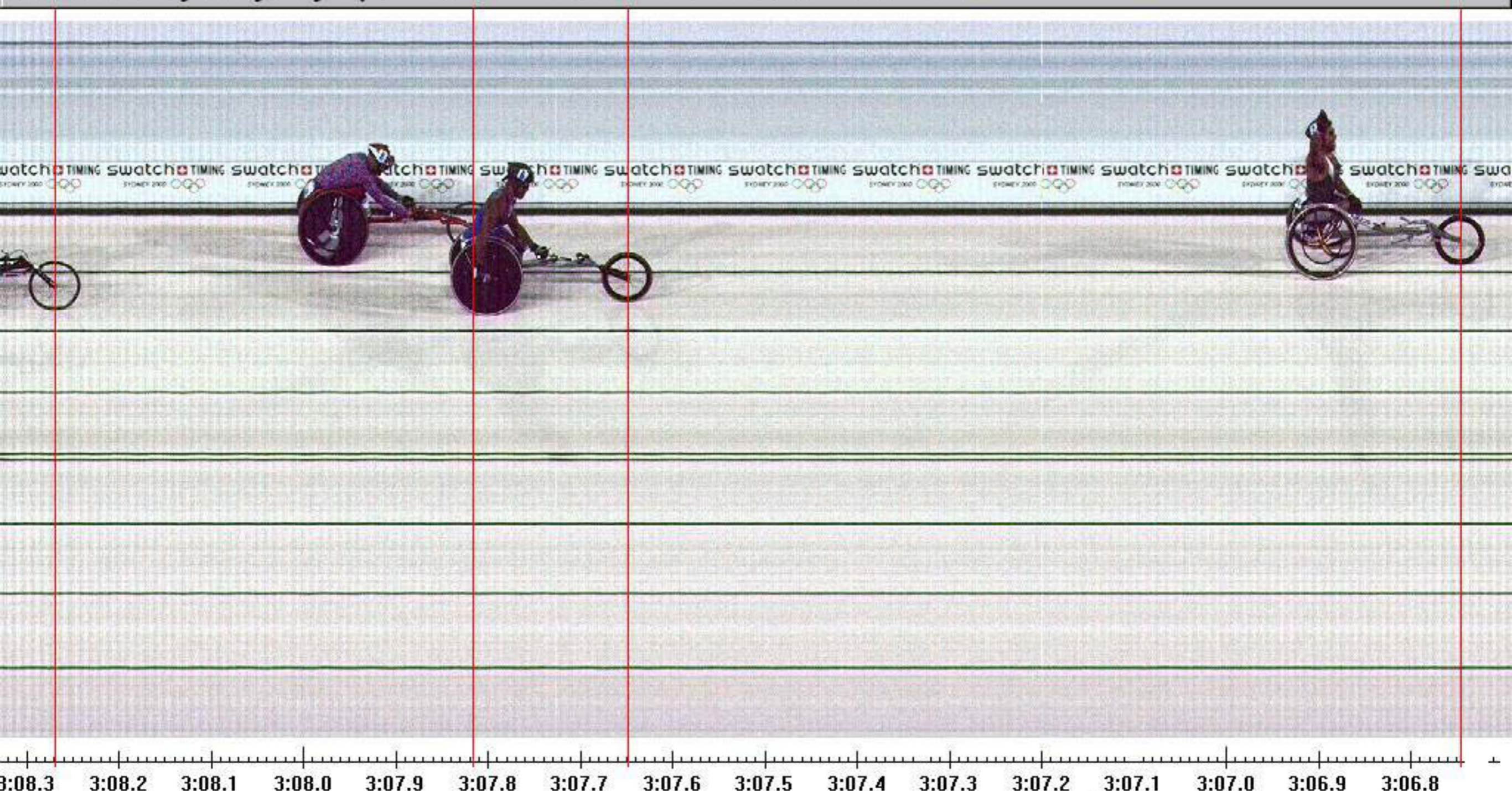
WR	2:56.98	NIETLISPACH Franz	SUI	Zurich (SUI)	11/08/00
OR	3:13.92	ISSORAT Claude	FRA	Barcelona (ESP)	23/08/92

Rank	No	Name	NOC Code	Date of Birth	Lane / Order	Result	
1	2560	MENDOZA Saul	MEX	6 JAN 1967	2	3:06.75	OR
2	1728	ISSORAT Claude	FRA	7 FEB 1966	6	3:07.65	
3	3069	FREI Heinz	SUI	28 JAN 1958	8	3:07.82	
4	1065	FEARNLEY Kurt	AUS	23 MAR 1981	4	3:08.27	
5	1310	ADAMS Jeff	CAN	15 NOV 1970	7	3:08.95	
6	3283	HOLLONBECK Scot	USA	5 NOV 1969	5	3:09.15	
7	2855	VAN DYK Ernst	RSA	4 APR 1973	3	3:12.35	
	1073	MacLEAN John	AUS	27 MAY 1966	1	DNF	

LEGEND / LEGENDE

No	Number / Numéro	DNF	Did Not Finish / Abandon
WR	World Record / Record du monde		
OR	Olympic Record / Record olympique		

The 2000 Sydney Olympic Games - 1500m Wheelchair Men Final



Results Wind: no measurement

Rank	Bib Nu		Time
1.	2560	Mendoza Saul	MEX 3:06.75
2.	1728	Issorat Claude	FRA 3:07.65
3.	3069	Frei Heinz	SUI 3:07.82
4.	1065	Fearnley Kurt	AUS 3:08.27
5.	1310	Adams Jeff	CAN 3:08.95
6.	3283	Hollonbeck Scot	USA 3:09.15
7.	2855	Van Dyk Ernst	RSA 3:12.35
	1073	MacLean John	AUS Not Finished

swatch+TIMING

Photo credit: © 2000 Swatch Timing Ltd.
All rights reserved
If this photo is used for any commercial purpose, layout and copy have to be submitted to any recognizable person prior to release.
The producer does not assume any responsibility.



Start: 28. 9. 2000 19:42:57.912 @404 Scan'O'Vision Color
Print: 28. 9. 2000 19:53:31 @412 Race ID: M1C5FI00

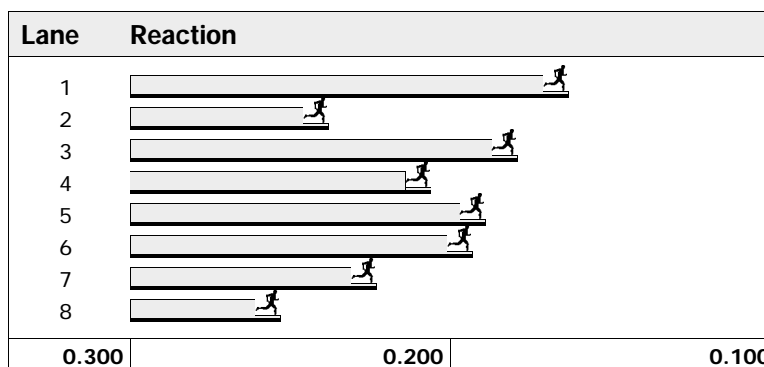
**RESULTS****RESULTATS****WOMEN'S 100M
FINAL
100 M - FEMMES
FINALE**SAT 23 SEP 2000
SAM 23 SEPT 2000

OLYMPIC STADIUM

WR	10.49	GRIFFITH-JOYNER F.	USA Indianapolis (USA)	16/07/88
OR	10.62	GRIFFITH-JOYNER F.	USA Seoul (KOR)	24/09/88


Wind: -0.4 m/s

Rank	No	Name	NOC Code	Date of Birth	Lane / Order	Reaction	Result	
1	3357	JONES Marion	USA	12 OCT 1975	5	0.189	10.75	SB
2	2005	THANOU Ekaterini	GRE	1 FEB 1975	4	0.206 F ¹	11.12	
3	2290	LAWRENCE Tanya	JAM	17 SEP 1975	1	0.163	11.18	
4	2293	OTTEY Merlene	JAM	10 MAY 1960	3	0.179	11.19	
5	3239	PINTUSEVYCH Zhanna	UKR	6 JUL 1972	7	0.223	11.20	
6	1180	STURRUP Chandra	BAH	12 SEP 1971	6	0.193	11.21	
7	1179	FYNES Sevatheda	BAH	17 OCT 1974	8	0.253	11.22	
8	1178	FERGUSON Debbie	BAH	16 JAN 1976	2	0.238	11.29	

**LEGEND / LEGENDE**

No	Number / Numéro	SB	Season Best / Meilleure perf. sai.
WR	World Record / Record du monde	Fx	False Start / Faux départ
OR	Olympic Record / Record olympique		

The 2000 Sydney Olympic Games - 100m Women Final



Results Wind: -0.4 m/s

Rank	La	Bib Nu		Time	R_time
1.	5	3357	Jones Marion	USA	10.75 0.189
2.	4	2005	Thanou Ekaterini	GRE	11.12 0.206
3.	1	2290	Lawrence Tanya	JAM	11.18 0.163
4.	3	2293	Ottey Merlene	JAM	11.19 0.179
5.	7	3239	Pintusevych Zhanna	UKR	11.20 0.223
6.	6	1180	Sturup Chandra	BAH	11.21 0.193
7.	8	1179	Fynes Sevatheda	BAH	11.22 0.253
8.	2	1178	Ferguson Debbie	BAH	11.29 0.238

swatch+TIMING

Photo credit: © 2000 Swatch Timing Ltd.
 All rights reserved
 If this photo is used for any commercial purpose, layout and copy have to be submitted to any recognizable person prior to release.
 The producer does not assume any responsibility.



Start: 23. 9.2000 20:09:16.145 @423
 Print: 23. 9.2000 20:12:39 @425

Scan'O'Vision Color
 Race ID: W100F100

**RESULTS****RESULTATS****WOMEN'S 100M SEMIFINAL**
100 M - FEMMES DEMI-FINALESAT 23 SEP 2000
SAM 23 SEPT 2000

OLYMPIC STADIUM

WR	10.49	GRIFFITH-JOYNER F.	USA Indianapolis (USA)	16/07/88	QUALIFICATION : First 4 in each heat(Q)
OR	10.62	GRIFFITH-JOYNER F.	USA Seoul (KOR)	24/09/88	

SEMIFINAL 1

Wind: -0.5 m/s

Rank	No	Name	NOC Code	Date of Birth	Lane / Order	Reaction	Result
1	2293	OTTEY Merlene	JAM	10 MAY 1960	4	0.206	11.22 Q
2	1180	STURRUP Chandra	BAH	12 SEP 1971	7	0.202	11.31 Q
3	3239	PINTUSEVYCH Zhanna	UKR	6 JUL 1972	5	0.227	11.32 Q
4	1178	FERGUSON Debbie	BAH	16 JAN 1976	3	0.281	11.34 Q
5	1955	NSIAH Vida	GHA	13 APR 1976	6	0.173	11.37
6	1415	MANI Leonie	CMR	21 MAY 1977	2	0.196	11.40
7	1747	ARRON Christine	FRA	13 SEP 1973	8	0.253	11.42
8	1111	GAINSFORD-TAYLOR Melinda	AUS	1 OCT 1971	1	0.210	11.45

SEMIFINAL 2

Wind: -1.1 m/s

Rank	No	Name	NOC Code	Date of Birth	Lane / Order	Reaction	Result
1	3357	JONES Marion	USA	12 OCT 1975	5	0.192	11.01 Q
2	2005	THANOU Ekaterini	GRE	1 FEB 1975	3	0.205	11.10 Q
3	2290	LAWRENCE Tanya	JAM	17 SEP 1975	2	0.171	11.12 Q
4	1179	FYNES Sevatheda	BAH	17 OCT 1974	6	0.172	11.16 Q
5	3349	GAINES Chryste	USA	14 SEP 1970	4	0.201	11.23
6	2291	McDONALD Beverly	JAM	15 FEB 1970	7	0.193	11.31
7	3058	JAYASINGHE Susanthika	SRI	17 DEC 1975	1	0.188	11.33
8	2648	NKU Mercy	NGR	17 JUL 1976	8	0.228	11.56

Cloudy

Humidity : 69%

Air Temp.: 20°C/ 68°F

Wind : 18 km/h E

LEGEND / LEGENDE

No	Number / Numéro	Q	Qualified by Right / Qualifié direct
WR	World Record / Record du monde		
OR	Olympic Record / Record olympique		

**RESULTS SUMMARY****RECAPITULATIF DES RESULTATS****WOMEN'S 100M
SEMIFINAL****100 M - FEMMES
DEMI-FINALE**

SAT 23 SEP 2000

OLYMPIC STADIUM

SAM 23 SEPT 2000

WR	10.49	GRIFFITH-JOYNER F.	USA Indianapolis (USA)	16/07/88	QUALIFICATION : First 4 in each heat(Q)
OR	10.62	GRIFFITH-JOYNER F.	USA Seoul (KOR)	24/09/88	

Rank	No	Name	NOC Code	Heat	Lane / Order	Pos	Wind	Time	
1	3357	JONES Marion	USA	2	5	1	-1.1	11.01	Q
2	2005	THANOU Ekaterini	GRE	2	3	2	-1.1	11.10	Q
3	2290	LAWRENCE Tanya	JAM	2	2	3	-1.1	11.12	Q
4	1179	FYNES Sevatheda	BAH	2	6	4	-1.1	11.16	Q
5	2293	OTTEY Merlene	JAM	1	4	1	-0.5	11.22	Q
6	3349	GAINES Chryste	USA	2	4	5	-1.1	11.23	
7	1180	STURRUP Chandra	BAH	1	7	2	-0.5	11.31	Q
	2291	McDONALD Beverly	JAM	2	7	6	-1.1	11.31	
9	3239	PINTUSEVYCH Zhanna	UKR	1	5	3	-0.5	11.32	Q
10	3058	JAYASINGHE Susanthika	SRI	2	1	7	-1.1	11.33	
11	1178	FERGUSON Debbie	BAH	1	3	4	-0.5	11.34	Q
12	1955	NSIAH Vida	GHA	1	6	5	-0.5	11.37	
13	1415	MANI Leonie	CMR	1	2	6	-0.5	11.40	
14	1747	ARRON Christine	FRA	1	8	7	-0.5	11.42	
15	1111	GAINSFORD-TAYLOR Melinda	AUS	1	1	8	-0.5	11.45	
16	2648	NKU Mercy	NGR	2	8	8	-1.1	11.56	

LEGEND / LEGENDE

WR	World Record / Record du monde	Pos	Position / Posicion
OR	Olympic Record / Record olympique	Q	Qualified by Right / Qaulifié direct
No	Number / Numéro		

**RESULTS****RESULTATS****WOMEN'S 100M
ROUND 2****100 M - FEMMES
2E TOUR**FRI 22 SEP 2000
VEN 22 SEPT 2000

OLYMPIC STADIUM

WR	10.49	GRIFFITH-JOYNER F.	USA Indianapolis (USA)	16/07/88	QUALIFICATION : First 4 in each heat(Q)
OR	10.62	GRIFFITH-JOYNER F.	USA Seoul (KOR)	24/09/88	

HEAT 1

Wind: +0.3 m/s

Rank	No	Name	NOC Code	Date of Birth	Lane / Order	Reaction	Result
1	2293	OTTEY Merlene	JAM	10 MAY 1960	4	0.203	11.08 Q
2	1178	FERGUSON Debbie	BAH	16 JAN 1976	5	0.192	11.18 Q
3	2648	NKU Mercy	NGR	17 JUL 1976	2	0.172	11.26 Q
4	1747	ARRON Christine	FRA	13 SEP 1973	3	0.241	11.26 Q
5	3346	EDWARDS Torri	USA	31 JAN 1977	7	0.168	11.32
6	3231	KRAVCHENKO Anzhela	UKR	25 JAN 1971	6	0.216	11.32
7	1956	TWUM Monica Afia	GHA	14 MAR 1978	8	0.223	11.70
8	1355	MOTHERSILL Cydonie	CAY	19 MAR 1978	1	0.280	11.81

HEAT 2

Wind: +1.0 m/s

Rank	No	Name	NOC Code	Date of Birth	Lane / Order	Reaction	Result
1	3357	JONES Marion	USA	12 OCT 1975	3	0.215	10.83 Q
2	2005	THANOU Ekaterini	GRE	1 FEB 1975	4	0.180	10.99 Q
3	2290	LAWRENCE Tanya	JAM	17 SEP 1975	6	0.190	11.11 Q
4	1111	GAINSFORD-TAYLOR Melinda	AUS	1 OCT 1971	1	0.221	11.24 Q SB
5	1301	PENDAREVA Petya	BUL	20 JAN 1971	5	0.231	11.36
6	2507	RAKOTONDRABE Hanitriniaina	MAD	1 JAN 1967	2	0.225	11.51
7	3240	PUKHA Iryna	UKR	10 JAN 1973	7	0.215	11.54
8	2644	EKAH Joan Uduak	NGR	20 NOV 1981	8	0.265 F ¹	11.67

HEAT 3

Wind: +0.3 m/s

Rank	No	Name	NOC Code	Date of Birth	Lane / Order	Reaction	Result
1	3239	PINTUSEVYCH Zhanna	UKR	6 JUL 1972	3	0.191	11.08 Q
2	3349	GAINES Chryste	USA	14 SEP 1970	6	0.216	11.21 Q
3	1180	STURRUP Chandra	BAH	12 SEP 1971	4	0.234	11.22 Q
4	2291	McDONALD Beverly	JAM	15 FEB 1970	5	0.194	11.26 Q
5	2651	ONYALI-OMAGBEMI Mary	NGR	3 FEB 1968	7	0.222	11.40
6	1115	HEWITT Lauren	AUS	25 NOV 1978	1	0.196	11.54
7	3010	BASS Valma	SKN	12 MAR 1974	8	0.170	11.60
8	1752	CITTE Sandra	FRA	28 MAR 1976	2	0.253	11.63

LEGEND / LEGENDE

No	Number / Numéro	Q	Qualified by Right / Qualifié direct
WR	World Record / Record du monde	SB	Season Best / Meilleure perf. sai.
OR	Olympic Record / Record olympique	Fx	False Start / Faux départ

**RESULTS****RESULTATS****WOMEN'S 100M
ROUND 2****100 M - FEMMES
2E TOUR**FRI 22 SEP 2000
VEN 22 SEPT 2000

OLYMPIC STADIUM

WR	10.49	GRIFFITH-JOYNER F.	USA Indianapolis (USA)	16/07/88	QUALIFICATION : First 4 in each heat(Q)
OR	10.62	GRIFFITH-JOYNER F.	USA Seoul (KOR)	24/09/88	

HEAT 4

Wind: +0.7 m/s

Rank	No	Name	NOC Code	Date of Birth	Lane / Order	Reaction	Result
1	1179	FYNES Sevatheda	BAH	17 OCT 1974	4	0.175	11.10 Q
2	1955	NSIAH Vida	GHA	13 APR 1976	1	0.181	11.19 Q
3	1415	MANI Leonie	CMR	21 MAY 1977	3	0.157	11.23 Q
4	3058	JAYASINGHE Susanthika	SRI	17 DEC 1975	5	0.226	11.23 Q
5	1383	LI Xuemei	CHN	15 MAR 1977	6	0.220	11.46
6	2939	IGNATOVA Natalya	RUS	28 DEC 1973	8	0.198	11.47
7	2156	REILLY Sarah	IRL	3 JUL 1973	7	0.185	11.53
8	3406	PEREPELOVA Lyubov	UZB	26 FEB 1979	2	0.250	11.59

LEGEND / LEGENDE

No	Number / Numéro	Q	Qualified by Right / Qualifié direct
WR	World Record / Record du monde	SB	Season Best / Meilleure perf. sai.
OR	Olympic Record / Record olympique	Fx	False Start / Faux départ

**RESULTS SUMMARY****RECAPITULATIF DES RESULTATS****WOMEN'S 100M
ROUND 2
100 M - FEMMES
2E TOUR**FRI 22 SEP 2000
VEN 22 SEPT 2000

OLYMPIC STADIUM

WR	10.49	GRIFFITH-JOYNER F.	USA Indianapolis (USA)	16/07/88	QUALIFICATION : First 4 in each heat(Q)
OR	10.62	GRIFFITH-JOYNER F.	USA Seoul (KOR)	24/09/88	

Rank	No	Name	NOC Code	Heat	Lane / Order	Pos	Wind	Time	
1	3357	JONES Marion	USA	2	3	1	+1.0	10.83	Q
2	2005	THANOU Ekaterini	GRE	2	4	2	+1.0	10.99	Q
3	2293	OTTEY Merlene	JAM	1	4	1	+0.3	11.08	Q
	3239	PINTUSEVYCH Zhanna	UKR	3	3	1	+0.3	11.08	Q
5	1179	FYNES Sevatheda	BAH	4	4	1	+0.7	11.10	Q
6	2290	LAWRENCE Tanya	JAM	2	6	3	+1.0	11.11	Q
7	1178	FERGUSON Debbie	BAH	1	5	2	+0.3	11.18	Q
8	1955	NSIAH Vida	GHA	4	1	2	+0.7	11.19	Q
9	3349	GAINES Chryste	USA	3	6	2	+0.3	11.21	Q
10	1180	STURRUP Chandra	BAH	3	4	3	+0.3	11.22	Q
11	3058	JAYASINGHE Susanthika	SRI	4	5	4	+0.7	11.23	Q
	1415	MANI Leonie	CMR	4	3	3	+0.7	11.23	Q
13	1111	GAINSFORD-TAYLOR Melinda	AUS	2	1	4	+1.0	11.24	Q SB
14	1747	ARRON Christine	FRA	1	3	4	+0.3	11.26	Q
	2291	McDONALD Beverly	JAM	3	5	4	+0.3	11.26	Q
	2648	NKU Mercy	NGR	1	2	3	+0.3	11.26	Q
17	3346	EDWARDS Torri	USA	1	7	5	+0.3	11.32	
	3231	KRAVCHENKO Anzhela	UKR	1	6	6	+0.3	11.32	
19	1301	PENDAREVA Petya	BUL	2	5	5	+1.0	11.36	
20	2651	ONYALI-OMAGBEMI Mary	NGR	3	7	5	+0.3	11.40	
21	1383	LI Xuemei	CHN	4	6	5	+0.7	11.46	
22	2939	IGNATOVA Natalya	RUS	4	8	6	+0.7	11.47	
23	2507	RAKOTONDRAHE Hanitriina	MAD	2	2	6	+1.0	11.51	
24	2156	REILLY Sarah	IRL	4	7	7	+0.7	11.53	
25	1115	HEWITT Lauren	AUS	3	1	6	+0.3	11.54	
	3240	PUKHA Iryna	UKR	2	7	7	+1.0	11.54	
27	3406	PEREPELOVA Lyubov	UZB	4	2	8	+0.7	11.59	
28	3010	BASS Valma	SKN	3	8	7	+0.3	11.60	
29	1752	CITTE Sandra	FRA	3	2	8	+0.3	11.63	
30	2644	EKAH Joan Uduak	NGR	2	8	8	+1.0	11.67	
31	1956	TWUM Monica Afia	GHA	1	8	7	+0.3	11.70	
32	1355	MOTHERSILL Cydonie	CAY	1	1	8	+0.3	11.81	

LEGEND / LEGENDE			
WR	World Record / Record du monde	Pos	Position / Posicion
OR	Olympic Record / Record olympique	Q	Qualified by Right / Qualifié direct
No	Number / Numéro	SB	Season Best / Meilleure perf. sai.

**RESULTS****RESULTATS****WOMEN'S 100M
ROUND 1****100 M - FEMMES
1ER TOUR**FRI 22 SEP 2000
VEN 22 SEPT 2000

OLYMPIC STADIUM

WR	10.49	GRIFFITH-JOYNER F.	USA Indianapolis (USA)	16/07/88	QUALIFICATION : First 3 in each heat(Q) and 2 fastest(q)
OR	10.62	GRIFFITH-JOYNER F.	USA Seoul (KOR)	24/09/88	

HEAT 1

Wind: +0.9 m/s

Rank	No	Name	NOC Code	Date of Birth	Lane / Order	Reaction	Result
1	1179	FYNES Sevatheda	BAH	17 OCT 1974	6	0.164	11.18 Q
2	1415	MANI Leonie	CMR	21 MAY 1977	5	0.152	11.24 Q
3	3010	BASS Valma	SKN	12 MAR 1974	4	0.174	11.45 Q
4	1154	MAYR Karin	AUT	4 JUN 1971	3	0.166	11.50
5	1835	MADUAKA Joice	GBR	30 SEP 1973	1	0.230	11.51
6	1333	ADUSEI Martha	CAN	8 JUN 1976	7	0.254	11.82
7	1856	MOSANGA MOTANGA Mari Paz	GEQ	16 OCT 1982	2	0.281	12.91
8	1441	FREDERICO Ismenia	CPV	15 JUN 1971	8	0.190	12.99

HEAT 2

Wind: -0.2 m/s

Rank	No	Name	NOC Code	Date of Birth	Lane / Order	Reaction	Result
1	1747	ARRON Christine	FRA	13 SEP 1973	8	0.261	11.42 Q
2	3406	PEREPELOVA Lyubov	UZB	26 FEB 1979	1	0.256	11.48 Q
3	2156	REILLY Sarah	IRL	3 JUL 1973	2	0.181	11.56 Q
4	3421	MAYERS Natasha Laren	VIN	10 MAR 1979	6	0.215	11.61
5	3001	DIOUF Aminata	SEN	18 FEB 1977	3	0.234	11.65
6	3167	ASHBY Fana	TRI	15 JUN 1981	7	0.243	11.85
7	2701	KOSHIBA Peoria	PLW	27 JUN 1979	4	0.239	12.66 NR
8	3043	KENI Jenny	SOL	11 OCT 1982	5	0.275	13.01

HEAT 3

Wind: -2.0 m/s

Rank	No	Name	NOC Code	Date of Birth	Lane / Order	Reaction	Result
1	3239	PINTUSEVYCH Zhanna	UKR	6 JUL 1972	1	0.215	11.27 Q
2	2291	McDONALD Beverly	JAM	15 FEB 1970	8	0.181	11.36 Q
3	2644	EKAH Joan Uduak	NGR	20 NOV 1981	3	0.173	11.60 Q
4	3168	HUTCHINSON Ayanna	TRI	18 FEB 1978	7	0.248	11.78
5	2698	BULAITAN Lerma Elmira	PHI	17 OCT 1974	6	0.261	12.08
6	3440	DJAPIC Vukosava	YUG	21 JAN 1978	2	0.183	12.12
7	1220	WADE Emma	BIZ	19 DEC 1980	5	0.164	12.25 PB
8	1048	GEERMAN Luz Marina	ARU	27 FEB 1984	4	0.242	12.96

Sunny

Humidity : 56%

Air Temp.: 22°C/ 72°F

Wind : 7 km/h N

LEGEND / LEGENDE

No	Number / Numéro	Q	Qualified by Right / Qualifié direct
WR	World Record / Record du monde	NR	National Record / Record national
OR	Olympic Record / Record olympique	PB	Personal Best / Record personnel

ATHLETISME
Athletics
ATHLETISME
Athletics
ATHLETISME
Athletics
ATHLETISME
Athletics

**RESULTS****RESULTATS****WOMEN'S 100M
ROUND 1****100 M - FEMMES
1ER TOUR**FRI 22 SEP 2000
VEN 22 SEPT 2000

OLYMPIC STADIUM

WR	10.49	GRIFFITH-JOYNER F.	USA Indianapolis (USA)	16/07/88	QUALIFICATION : First 3 in each heat(Q) and 2 fastest(q)
OR	10.62	GRIFFITH-JOYNER F.	USA Seoul (KOR)	24/09/88	

HEAT 4

Wind: +0.4 m/s

Rank	No	Name	NOC Code	Date of Birth	Lane / Order	Reaction	Result
1	3058	JAYASINGHE Susanthika	SRI	17 DEC 1975	5	0.206	11.15 Q
2	3231	KRAVCHENKO Anzhela	UKR	25 JAN 1971	6	0.234	11.35 Q
3	2651	ONYALI-OMAGBEMI Mary	NGR	3 FEB 1968	1	0.192	11.36 Q
4	1115	HEWITT Lauren	AUS	25 NOV 1978	8	0.202	11.42 q
5	3076	DONDERS Mireille	SUI	7 JUL 1974	3	0.169	11.63
6	1698	HANNULA Heidi	FIN	26 FEB 1980	4	0.228	11.68
7	2483	BEJJANI Lina	LIB	29 AUG 1984	7	F ¹	12.98
8	1769	SHOTARO Regina	FSM	10 SEP 1981	2	0.272	13.69

HEAT 5

Wind: -0.8 m/s

Rank	No	Name	NOC Code	Date of Birth	Lane / Order	Reaction	Result
1	2005	THANOU Ekaterini	GRE	1 FEB 1975	6	0.155 F ¹	11.10 Q
2	3240	PUKHA Iryna	UKR	10 JAN 1973	8	0.154	11.41 Q
3	2507	RAKOTONDRABE Hanitriniaina	MAD	1 JAN 1967	2	0.190	11.50 Q
4	1032	SAMUEL Heather	ANT	6 JUL 1970	4	0.169	11.62
5	2355	KOVYREVA Viktoria	KAZ	17 DEC 1975	5	0.225	11.72
6	2501	VISOCKAITE Agne	LTU	4 AUG 1978	3	0.277	11.87
7	2622	PANERU Devi Maya	NEP	25 JUL 1978	7	0.170	12.74
8	1183	HUDA Foujia	BAN	21 FEB 1985	9	0.214	12.75
9	2023	TOURE M'Mah	GUI	3 DEC 1982	1	0.259	12.82

HEAT 6

Wind: -1.9 m/s

Rank	No	Name	NOC Code	Date of Birth	Lane / Order	Reaction	Result
1	3357	JONES Marion	USA	12 OCT 1975	5	0.165	11.20 Q
2	1752	CITTE Sandra	FRA	28 MAR 1976	7	0.182	11.47 Q
3	1956	TWUM Monica Afia	GHA	14 MAR 1978	4	0.172	11.48 Q
4	2981	TRANDEKOVA Marina	RUS	7 JAN 1967	3	0.178	11.51
5	1822	ANDERSON Shani	GBR	7 AUG 1975	1	0.190	11.55
6	3017	WILLIAMS Ekundayo	SLE	23 NOV 1977	6	0.256	12.19
7	1213	KUETEY Laure	BEN	6 MAR 1971	8	0.201	12.40
8	2586	SPITERI Suzanne	MLT	31 OCT 1978	2	0.207 F ¹	12.57

Sunny

Humidity : 56%

Air Temp.: 22°C/ 72°F

Wind : 7 km/h N

LEGEND / LEGENDE

No	Number / Numéro	Q	Qualified by Right / Qualifié direct	q	Qualified / Qualifié
WR	World Record / Record du monde	NR	National Record / Record national	Fx	False Start / Faux départ
OR	Olympic Record / Record olympique	PB	Personal Best / Record personnel		

**RESULTS****RESULTATS****WOMEN'S 100M
ROUND 1
100 M - FEMMES
1ER TOUR**FRI 22 SEP 2000
VEN 22 SEPT 2000

OLYMPIC STADIUM

WR	10.49	GRIFFITH-JOYNER F.	USA Indianapolis (USA)	16/07/88	QUALIFICATION : First 3 in each heat(Q) and 2 fastest(q)
OR	10.62	GRIFFITH-JOYNER F.	USA Seoul (KOR)	24/09/88	

HEAT 6

Wind: -1.9 m/s

Rank	No	Name	NOC Code	Date of Birth	Lane / Order	Reaction	Result
9	2554	AHMED Shamha	MDV	8 APR 1982	9		12.87

HEAT 7

Wind: -1.5 m/s

Rank	No	Name	NOC Code	Date of Birth	Lane / Order	Reaction	Result
1	1180	STURRUP Chandra	BAH	12 SEP 1971	1	0.180	11.31 Q
2	2648	NKU Mercy	NGR	17 JUL 1976	3	0.196	11.41 Q
3	2939	IGNATOVA Natalya	RUS	28 DEC 1973	8	0.187	11.54 Q
4	1843	RICHARDSON Marcia	GBR	10 FEB 1972	5	0.201	11.62
5	2002	PATOULIDOU Paraskevi	GRE	29 MAR 1965	6	0.216	11.65
6	3008	HOUAREAU Joanna	SEY	19 JAN 1979	4	0.261	12.01
7	1423	NSIMBO Akonga	COD	9 JAN 1979	2	0.234	12.51 NR
8	1854	SHANIDZE Tamara	GEO	5 JUL 1969	9	0.273	12.56
9	2600	DIENG Fatou	MTN	14 SEP 1983	7	0.201	13.69

HEAT 8

Wind: -0.4 m/s

Rank	No	Name	NOC Code	Date of Birth	Lane / Order	Reaction	Result
1	1178	FERGUSON Debbie	BAH	16 JAN 1976	7	0.190	11.10 Q
2	1383	LI Xuemei	CHN	15 MAR 1977	4	0.185	11.25 Q SB
3	3346	EDWARDS Torri	USA	31 JAN 1977	5	0.159	11.34 Q
4	1355	MOTHERSILL Cydonie	CAY	19 MAR 1978	2	0.226	11.38 q
5	2179	BELLO Ameerah	ISV	10 MAR 1975	1	0.245	11.64
6	2476	DINKINS Grace	LBR	13 SEP 1966	3	0.174	11.79
7	1771	OYEMBO Anais	GAB	30 JUN 1980	8	0.158	12.19 SB
8	1279	AL HILLI Mariam Mohamed Hadi	BRN	17 MAR 1984	6		13.98 SB

Sunny Humidity : 56 %
Air Temp.: 22°C/ 72°F
Wind : 7 km/h N

LEGEND / LEGENDE

No	Number / Numéro	Q	Qualified by Right / Qualifié direct	q	Qualified / Qualifié
WR	World Record / Record du monde	NR	National Record / Record national	Fx	False Start / Faux départ
OR	Olympic Record / Record olympique	PB	Personal Best / Record personnel	SB	Season Best / Meilleure perf. sai.

**RESULTS****RESULTATS****WOMEN'S 100M
ROUND 1****100 M - FEMMES
1ER TOUR**FRI 22 SEP 2000
VEN 22 SEPT 2000

OLYMPIC STADIUM

WR	10.49	GRIFFITH-JOYNER F.	USA Indianapolis (USA)	16/07/88	QUALIFICATION : First 3 in each heat(Q) and 2 fastest(q)
OR	10.62	GRIFFITH-JOYNER F.	USA Seoul (KOR)	24/09/88	

HEAT 9

Wind: +0.1 m/s

Rank	No	Name	NOC Code	Date of Birth	Lane / Order	Reaction	Result
1	2293	OTTEY Merlene	JAM	10 MAY 1960	3	0.235	11.24 Q
2	1301	PENDAREVA Petya	BUL	20 JAN 1971	4	0.198	11.30 Q
3	1111	GAINSFORD-TAYLOR Melinda	AUS	1 OCT 1971	6	0.191	11.34 Q
4	2984	VORONOVA Natalya	RUS	9 JUL 1965	7	0.188	11.47
5	1401	AYETOTCHE Louise	CIV	3 JUN 1975	5	0.267	11.52
6	2086	JOSEPH Irene Truitje	INA	14 OCT 1981	8	0.233	11.93
7	3151	CHEN Shu-Chuan	TPE	20 APR 1978	1	0.241	12.22
8	1305	TONDE Sarah	BUR	30 OCT 1983	2	0.216	12.56
9	1439	BATOULI Sandjema	COM	20 JAN 1982	9	0.253	13.58

HEAT 10

Wind: +0.3 m/s

Rank	No	Name	NOC Code	Date of Birth	Lane / Order	Reaction	Result
1	3349	GAINES Chryste	USA	14 SEP 1970	3	0.208	11.06 Q
2	2290	LAWRENCE Tanya	JAM	17 SEP 1975	8	0.165	11.14 Q
3	1955	NSIAH Vida	GHA	13 APR 1976	5	0.217	11.18 Q NR
4	1336	BENYARKU Esi	CAN	28 NOV 1976	6	0.185	11.55
5	1392	ZENG Xiujun	CHN	10 FEB 1979	4	0.284	11.63
6	2584	CAMARA Kadiatou	MLI	4 MAY 1981	1	0.249	11.65 NR
7	1191	DURANT Joanne	BAR	25 MAY 1975	7	0.242	11.82
8	1309	OUK Chan Than	CAM	11 MAR 1974	2		14.13

Sunny

Humidity : 56%

Air Temp.: 22°C/ 72°F

Wind : 7 km/h N

LEGEND / LEGENDE

No	Number / Numéro	Q	Qualified by Right / Qualifié direct	q	Qualified / Qualifié
WR	World Record / Record du monde	NR	National Record / Record national	Fx	False Start / Faux départ
OR	Olympic Record / Record olympique	PB	Personal Best / Record personnel	SB	Season Best / Meilleure perf. sai.

**RESULTS SUMMARY****RECAPITULATIF DES RESULTATS****WOMEN'S 100M
ROUND 1****100 M - FEMMES
1ER TOUR**FRI 22 SEP 2000
VEN 22 SEPT 2000

OLYMPIC STADIUM

WR	10.49	GRIFFITH-JOYNER F.	USA Indianapolis (USA)	16/07/88	QUALIFICATION : First 3 in each heat(Q) and 2 fastest(q)
OR	10.62	GRIFFITH-JOYNER F.	USA Seoul (KOR)	24/09/88	

Rank	No	Name	NOC Code	Heat	Lane / Order	Pos	Wind	Time	
1	3349	GAINES Chryste	USA	10	3	1	+0.3	11.06	Q
2	1178	FERGUSON Debbie	BAH	8	7	1	-0.4	11.10	Q
	2005	THANOU Ekaterini	GRE	5	6	1	-0.8	11.10	Q
4	2290	LAWRENCE Tanya	JAM	10	8	2	+0.3	11.14	Q
5	3058	JAYASINGHE Susanthika	SRI	4	5	1	+0.4	11.15	Q
6	1179	FYNES Sevatheda	BAH	1	6	1	+0.9	11.18	Q
	1955	NSIAH Vida	GHA	10	5	3	+0.3	11.18	Q NR
8	3357	JONES Marion	USA	6	5	1	-1.9	11.20	Q
9	1415	MANI Leonie	CMR	1	5	2	+0.9	11.24	Q
	2293	OTTEY Merlene	JAM	9	3	1	+0.1	11.24	Q
11	1383	LI Xuemei	CHN	8	4	2	-0.4	11.25	Q SB
12	3239	PINTUSEVYCH Zhanna	UKR	3	1	1	-2.0	11.27	Q
13	1301	PENDAREVA Petya	BUL	9	4	2	+0.1	11.30	Q
14	1180	STURRUP Chandra	BAH	7	1	1	-1.5	11.31	Q
15	3346	EDWARDS Torri	USA	8	5	3	-0.4	11.34	Q
	1111	GAINSFORD-TAYLOR Melinda	AUS	9	6	3	+0.1	11.34	Q
17	3231	KRAVCHENKO Anzhela	UKR	4	6	2	+0.4	11.35	Q
18	2291	McDONALD Beverly	JAM	3	8	2	-2.0	11.36	Q
	2651	ONYALI-OMAGBEMI Mary	NGR	4	1	3	+0.4	11.36	Q
20	1355	MOTHERSILL Cydonie	CAY	8	2	4	-0.4	11.38	q
21	2648	NKU Mercy	NGR	7	3	2	-1.5	11.41	Q
	3240	PUKHA Iryna	UKR	5	8	2	-0.8	11.41	Q
23	1747	ARRON Christine	FRA	2	8	1	-0.2	11.42	Q
	1115	HEWITT Lauren	AUS	4	8	4	+0.4	11.42	q
25	3010	BASS Valma	SKN	1	4	3	+0.9	11.45	Q
26	1752	CITTE Sandra	FRA	6	7	2	-1.9	11.47	Q
	2984	VORONOVA Natalya	RUS	9	7	4	+0.1	11.47	
28	3406	PERPELOVA Lyubov	UZB	2	1	2	-0.2	11.48	Q
	1956	TWUM Monica Afia	GHA	6	4	3	-1.9	11.48	Q
30	2507	RAKOTONDRABE Hanitriniaina	MAD	5	2	3	-0.8	11.50	Q
	1154	MAYR Karin	AUT	1	3	4	+0.9	11.50	
32	1835	MADUAKA Joice	GBR	1	1	5	+0.9	11.51	
	2981	TRANDENKOVA Marina	RUS	6	3	4	-1.9	11.51	
34	1401	AYETOTCHE Louise	CIV	9	5	5	+0.1	11.52	
35	2939	IGNATOVA Natalya	RUS	7	8	3	-1.5	11.54	Q
36	1822	ANDERSON Shani	GBR	6	1	5	-1.9	11.55	

LEGEND / LEGENDE

WR	World Record / Record du monde	Pos	Position / Posicion	SB	Season Best / Meilleure perf. sai.
OR	Olympic Record / Record olympique	Q	Qualified by Right / Qualifié direct	q	Qualified / Qualifié
No	Number / Numéro	NR	National Record / Record national		

**RESULTS SUMMARY****RECAPITULATIF DES RESULTATS****WOMEN'S 100M
ROUND 1****100 M - FEMMES
1ER TOUR**FRI 22 SEP 2000
VEN 22 SEPT 2000

OLYMPIC STADIUM

WR	10.49	GRIFFITH-JOYNER F.	USA Indianapolis (USA)	16/07/88	QUALIFICATION : First 3 in each heat(Q) and 2 fastest(q)
OR	10.62	GRIFFITH-JOYNER F.	USA Seoul (KOR)	24/09/88	

Rank	No	Name	NOC Code	Heat	Lane / Order	Pos	Wind	Time	
36	1336	BENYARKU Esi	CAN	10	6	4	+0.3	11.55	
38	2156	REILLY Sarah	IRL	2	2	3	-0.2	11.56	Q
39	2644	EKAH Joan Uduak	NGR	3	3	3	-2.0	11.60	Q
40	3421	MAYERS Natasha Laren	VIN	2	6	4	-0.2	11.61	
41	1843	RICHARDSON Marcia	GBR	7	5	4	-1.5	11.62	
	1032	SAMUEL Heather	ANT	5	4	4	-0.8	11.62	
43	3076	DONDERS Mireille	SUI	4	3	5	+0.4	11.63	
	1392	ZENG Xiujun	CHN	10	4	5	+0.3	11.63	
45	2179	BELLO Ameerah	ISV	8	1	5	-0.4	11.64	
46	2584	CAMARA Kadiatou	MLI	10	1	6	+0.3	11.65	NR
	3001	DIOUF Aminata	SEN	2	3	5	-0.2	11.65	
	2002	PATOULIDOU Paraskevi	GRE	7	6	5	-1.5	11.65	
49	1698	HANNULA Heidi	FIN	4	4	6	+0.4	11.68	
50	2355	KOVYREVA Viktoria	KAZ	5	5	5	-0.8	11.72	
51	3168	HUTCHINSON Ayanna	TRI	3	7	4	-2.0	11.78	
52	2476	DINKINS Grace	LBR	8	3	6	-0.4	11.79	
53	1333	ADUSEI Martha	CAN	1	7	6	+0.9	11.82	
	1191	DURANT Joanne	BAR	10	7	7	+0.3	11.82	
55	3167	ASHBY Fana	TRI	2	7	6	-0.2	11.85	
56	2501	VISOCKAITE Agne	LTU	5	3	6	-0.8	11.87	
57	2086	JOSEPH Irene Truitje	INA	9	8	6	+0.1	11.93	
58	3008	HOUAREAU Joanna	SEY	7	4	6	-1.5	12.01	
59	2698	BULAUITAN Lerma Elmira	PHI	3	6	5	-2.0	12.08	
60	3440	DJAPIC Vukosava	YUG	3	2	6	-2.0	12.12	
61	1771	OYEMBO Anais	GAB	8	8	7	-0.4	12.19	SB
	3017	WILLIAMS Ekundayo	SLE	6	6	6	-1.9	12.19	
63	3151	CHEN Shu-Chuan	TPE	9	1	7	+0.1	12.22	
64	1220	WADE Emma	BIZ	3	5	7	-2.0	12.25	PB
65	1213	KUETEY Laure	BEN	6	8	7	-1.9	12.40	
66	1423	NSIMBO Akonga	COD	7	2	7	-1.5	12.51	NR
67	1854	SHANIDZE Tamara	GEO	7	9	8	-1.5	12.56	
	1305	TONDE Sarah	BUR	9	2	8	+0.1	12.56	
69	2586	SPITERI Suzanne	MLT	6	2	8	-1.9	12.57	
70	2701	KOSHIBA Peoria	PLW	2	4	7	-0.2	12.66	NR
71	2622	PANERU Devi Maya	NEP	5	7	7	-0.8	12.74	
72	1183	HUDA Foujia	BAN	5	9	8	-0.8	12.75	

LEGEND / LEGENDE

WR	World Record / Record du monde	Pos	Position / Posicion	SB	Season Best / Meilleure perf. sai.
OR	Olympic Record / Record olympique	Q	Qualified by Right / Qualifié direct	q	Qualified / Qualifié
No	Number / Numéro	NR	National Record / Record national	PB	Personal Best / Record personnel

**RESULTS SUMMARY****RECAPITULATIF DES RESULTATS****WOMEN'S 100M
ROUND 1****100 M - FEMMES
1ER TOUR**FRI 22 SEP 2000
VEN 22 SEPT 2000

OLYMPIC STADIUM

WR	10.49	GRIFFITH-JOYNER F.	USA Indianapolis (USA)	16/07/88	QUALIFICATION : First 3 in each heat(Q) and 2 fastest(q)
OR	10.62	GRIFFITH-JOYNER F.	USA Seoul (KOR)	24/09/88	

Rank	No	Name	NOC Code	Heat	Lane / Order	Pos	Wind	Time	
73	2023	TOURE M'Mah	GUI	5	1	9	-0.8	12.82	
74	2554	AHMED Shamha	MDV	6	9	9	-1.9	12.87	
75	1856	MOSANGA MOTANGA Mari Paz	GEQ	1	2	7	+0.9	12.91	
76	1048	GEERMAN Luz Marina	ARU	3	4	8	-2.0	12.96	
77	2483	BEJJANI Lina	LIB	4	7	7	+0.4	12.98	
78	1441	FREDERICO Ismenia	CPV	1	8	8	+0.9	12.99	
79	3043	KENI Jenny	SOL	2	5	8	-0.2	13.01	
80	1439	BATOULI Sandjema	COM	9	9	9	+0.1	13.58	
81	2600	DIENG Fatou	MTN	7	7	9	-1.5	13.69	
	1769	SHOTARO Regina	FSM	4	2	8	+0.4	13.69	
83	1279	AL HILLI Mariam Mohamed Hadi	BRN	8	6	8	-0.4	13.98	SB
84	1309	OUK Chan Than	CAM	10	2	8	+0.3	14.13	

ATHLETISME
Athletics
ATHLETISME
Athletics
ATHLETISME
Athletics
ATHLETISME
Athletics

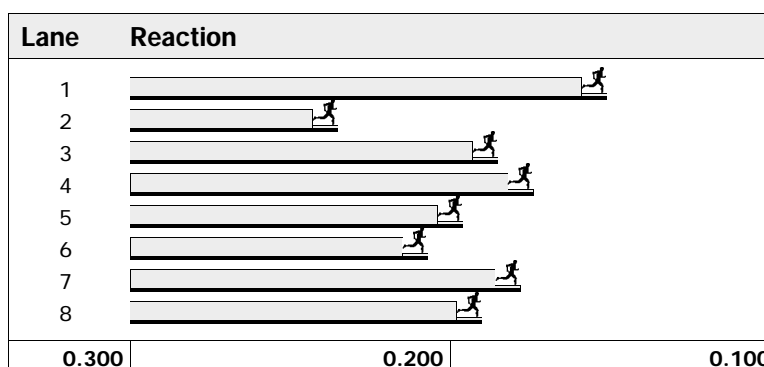
LEGEND / LEGENDE					
WR	World Record / Record du monde	Pos	Position / Posicion	SB	Season Best / Meilleure perf. sai.
OR	Olympic Record / Record olympique	Q	Qualified by Right / Qaulifié direct	q	Qualified / Qualifié
No	Number / Numéro	NR	National Record / Record national	PB	Personal Best / Record personnel



WR	21.34	GRIFFITH-JOYNER F.	USA Seoul (KOR)	29/09/88
OR	21.34	GRIFFITH-JOYNER F.	USA Seoul (KOR)	29/09/88

Wind: +0.7 m/s


Rank	No	Name	NOC Code	Date of Birth	Lane / Order	Reaction	Result	
1	3357	JONES Marion	USA	12 OCT 1975	4	0.174	21.84	SB
2	1174	DAVIS-THOMPSON Pauline	BAH	9 JUL 1966	3	0.185	22.27	PB
3	3058	JAYASINGHE Susanthika	SRI	17 DEC 1975	6	0.207	22.28	NR
4	2291	McDONALD Beverly	JAM	15 FEB 1970	1	0.151	22.35	SB
5	1178	FERGUSON Debbie	BAH	16 JAN 1976	5	0.196	22.37	SB
6	1111	GAINSFORD-TAYLOR Melinda	AUS	1 OCT 1971	7	0.178	22.42	SB
7	1110	FREEMAN Cathy	AUS	16 FEB 1973	2	0.235	22.53	SB
8	3239	PINTUSEVYCH Zhanna	UKR	6 JUL 1972	8	0.190	22.66	SB


LEGEND / LEGENDE

No	Number / Numéro	SB	Season Best / Meilleure perf. sai.
WR	World Record / Record du monde	PB	Personal Best / Record personnel
OR	Olympic Record / Record olympique	NR	National Record / Record national

 ATHLETISME
Athletics
ATHLETISME
Athletics
ATHLETISME
Athletics
ATHLETISME
Athletics
ATHLETISME
Athletics

The 2000 Sydney Olympic Games - 200m Women Final



Results Wind: +0.7 m/s

Rank	La	Bib Nu		Time	R_time
1.	4	3357	Jones Marion	USA	21.84 0.174
2.	3	1174	Davis-Thompson Pauline	BAH	22.27 0.185
3.	6	3058	Jayasinghe Susanthika	SRI	22.28 0.207
4.	1	2291	McDonald Beverly	JAM	22.35 0.151
5.	5	1178	Ferguson Debbie	BAH	22.37 0.196
6.	7	1111	Gainsford-Taylor Melinda	AUS	22.42 0.178
7.	2	1110	Freeman Cathy	AUS	22.53 0.235
8.	8	3239	Pintusevych Zhanna	UKR	22.66 0.190

swatch+TIMING

Photo credit: © 2000 Swatch Timing Ltd.
 All rights reserved
 If this photo is used for any commercial purpose, layout and copy have to be submitted to any recognizable person prior to release.
 The producer does not assume any responsibility.



Start: 28. 9.2000 19:57:19.033 @414
 Print: 28. 9.2000 20:00:54 @417
 Scan'O'Vision Color
 Race ID: W200F100

TM © SOCOG 1996

**RESULTS****RESULTATS****WOMEN'S 200M
SEMIFINAL****200 M - FEMMES
DEMI-FINALE**

THU 28 SEP 2000

JEU 28 SEPT 2000

OLYMPIC STADIUM

WR	21.34	GRIFFITH-JOYNER F.	USA Seoul (KOR)	29/09/88	QUALIFICATION : First 4 in each heat(Q)
OR	21.34	GRIFFITH-JOYNER F.	USA Seoul (KOR)	29/09/88	

SEMIFINAL 1

Wind: -1.4 m/s

Rank	No	Name	NOC Code	Date of Birth	Lane / Order	Reaction	Result
1	3357	JONES Marion	USA	12 OCT 1975	5	0.233	22.40 Q
2	1178	FERGUSON Debbie	BAH	16 JAN 1976	4	0.191	22.62 Q
3	2291	McDONALD Beverly	JAM	15 FEB 1970	3	0.250	22.70 Q
4	3239	PINTUSEVYCH Zhanna	UKR	6 JUL 1972	2	0.171	22.74 Q
5	1435	PALACIOS Felipa	COL	1 DEC 1975	1	0.189	23.11
6	2648	NKU Mercy	NGR	17 JUL 1976	8	0.222	23.40
7	1115	HEWITT Lauren	AUS	25 NOV 1978	7	0.290	23.44
8	1415	MANI Leonie	CMR	21 MAY 1977	6	0.180	23.47

SEMIFINAL 2

Wind: +0.7 m/s

Rank	No	Name	NOC Code	Date of Birth	Lane / Order	Reaction	Result
1	1174	DAVIS-THOMPSON Pauline	BAH	9 JUL 1966	5	0.227	22.38 Q PB
2	3058	JAYASINGHE Susanthika	SRI	17 DEC 1975	6	0.253	22.45 Q
3	1111	GAINSFORD-TAYLOR Melinda	AUS	1 OCT 1971	3	0.226	22.61 Q
4	1110	FREEMAN Cathy	AUS	16 FEB 1973	2	0.262	22.71 Q
5	1401	AYETOTCHE Louise	CIV	3 JUN 1975	4	0.219	22.76 NR
6	3346	EDWARDS Torri	USA	31 JAN 1977	7	0.170	23.06
7	1756	HURTIS Muriel	FRA	25 MAR 1979	8	0.208	23.13
8	3368	PERRY Nanceen	USA	19 APR 1977	1	0.159	23.16

Cloudy

Humidity : 72%

Air Temp.: 21°C/ 70°F

Wind : 15 km/h E

LEGEND / LEGENDE

No	Number / Numéro	Q	Qualified by Right / Qualifié direct
WR	World Record / Record du monde	PB	Personal Best / Record personnel
OR	Olympic Record / Record olympique	NR	National Record / Record national

**RESULTS SUMMARY****RECAPITULATIF DES RESULTATS****WOMEN'S 200M
SEMIFINAL****200 M - FEMMES
DEMI-FINALE**

THU 28 SEP 2000

JEU 28 SEPT 2000

OLYMPIC STADIUM

WR	21.34	GRIFFITH-JOYNER F.	USA Seoul (KOR)	29/09/88	QUALIFICATION : First 4 in each heat(Q)
OR	21.34	GRIFFITH-JOYNER F.	USA Seoul (KOR)	29/09/88	

Rank	No	Name	NOC Code	Heat	Lane / Order	Pos	Wind	Time		
1	1174	DAVIS-THOMPSON Pauline	BAH	2	5	1	+0.7	22.38	Q	PB
2	3357	JONES Marion	USA	1	5	1	-1.4	22.40	Q	
3	3058	JAYASINGHE Susanthika	SRI	2	6	2	+0.7	22.45	Q	
4	1111	GAINSFORD-TAYLOR Melinda	AUS	2	3	3	+0.7	22.61	Q	
5	1178	FERGUSON Debbie	BAH	1	4	2	-1.4	22.62	Q	
6	2291	McDONALD Beverly	JAM	1	3	3	-1.4	22.70	Q	
7	1110	FREEMAN Cathy	AUS	2	2	4	+0.7	22.71	Q	
8	3239	PINTUSEVYCH Zhanna	UKR	1	2	4	-1.4	22.74	Q	
9	1401	AYETOTCHE Louise	CIV	2	4	5	+0.7	22.76		NR
10	3346	EDWARDS Torri	USA	2	7	6	+0.7	23.06		
11	1435	PALACIOS Felipa	COL	1	1	5	-1.4	23.11		
12	1756	HURTIS Muriel	FRA	2	8	7	+0.7	23.13		
13	3368	PERRY Nanceen	USA	2	1	8	+0.7	23.16		
14	2648	NKU Mercy	NGR	1	8	6	-1.4	23.40		
15	1115	HEWITT Lauren	AUS	1	7	7	-1.4	23.44		
16	1415	MANI Leonie	CMR	1	6	8	-1.4	23.47		

LEGEND / LEGENDE

WR	World Record / Record du monde	Pos	Position / Posicion	NR	National Record / Record national
OR	Olympic Record / Record olympique	Q	Qualified by Right / Qaulifié direct		
No	Number / Numéro	PB	Personal Best / Record personnel		

**RESULTS****RESULTATS****WOMEN'S 200M
ROUND 2****200 M - FEMMES
2E TOUR**

WED 27 SEP 2000

MER 27 SEPT 2000

OLYMPIC STADIUM

WR	21.34	GRIFFITH-JOYNER F.	USA Seoul (KOR)	29/09/88	QUALIFICATION : First 4 in each heat(Q)
OR	21.34	GRIFFITH-JOYNER F.	USA Seoul (KOR)	29/09/88	

HEAT 1

Wind: -0.2 m/s

Rank	No	Name	NOC Code	Date of Birth	Lane / Order	Reaction	Result
1	2291	McDONALD Beverly	JAM	15 FEB 1970	5	0.192	22.44 Q
2	1174	DAVIS-THOMPSON Pauline	BAH	9 JUL 1966	3	0.228	22.72 Q
3	1110	FREEMAN Cathy	AUS	16 FEB 1973	7	0.245	22.75 Q
4	3368	PERRY Nanceen	USA	19 APR 1977	6	0.168	22.95 Q
5	2981	TRANDENKOVA Marina	RUS	7 JAN 1967	2	0.173	23.10
6	1702	MANNINEN Johanna	FIN	4 APR 1980	1	0.157	23.41
7	1835	MADUAKA Joice	GBR	30 SEP 1973	8	0.208	23.57
	1355	MOTHERSILL Cydonie	CAY	19 MAR 1978	4		DNS

HEAT 2

Wind: -0.3 m/s

Rank	No	Name	NOC Code	Date of Birth	Lane / Order	Reaction	Result
1	1111	GAINSFORD-TAYLOR Melinda	AUS	1 OCT 1971	3	0.231	22.49 Q
2	3357	JONES Marion	USA	12 OCT 1975	5	0.221	22.50 Q
3	3239	PINTUSEVYCH Zhanna	UKR	6 JUL 1972	6	0.181	22.70 Q SB
4	2648	NKU Mercy	NGR	17 JUL 1976	4	0.179	22.95 Q PB
5	3031	BIKAR Alenka	SLO	7 JAN 1974	8	0.167	23.01
6	2929	EKK Oxana	RUS	26 NOV 1974	7	0.153	23.17
7	1825	DAVIES Samantha	GBR	20 SEP 1979	2	0.213	23.20
8	1918	MULRAIN Sabrina	GER	10 JUN 1978	1	0.209	23.24

HEAT 3

Wind: +0.2 m/s

Rank	No	Name	NOC Code	Date of Birth	Lane / Order	Reaction	Result
1	1178	FERGUSON Debbie	BAH	16 JAN 1976	3	0.180	22.72 Q
2	1415	MANI Leonie	CMR	21 MAY 1977	6	0.166	22.88 Q
3	3346	EDWARDS Torri	USA	31 JAN 1977	7	0.186	22.98 Q
4	1756	HURTIS Muriel	FRA	25 MAR 1979	5	0.196	22.98 Q
5	2651	ONYALI-OMAGBEMI Mary	NGR	3 FEB 1968	4	0.252	23.03
6	2942	KHABAROVA Irina	RUS	18 MAR 1966	2	0.204	23.27
7	3238	PASTUSHENKO Olena	UKR	14 JUL 1979	1	0.145	23.63
	2298	WALKER Astia	JAM	4 APR 1975	8	0.184	DNF

Clear

Humidity : 30%

Air Temp.: 26°C/ 79°F

Wind : 17 km/h NW

LEGEND / LEGENDE

No	Number / Numéro	Q	Qualified by Right / Qualifié direct	PB	Personal Best / Record personnel
WR	World Record / Record du monde	DNS	Did Not Start / Non partant	DNF	Did Not Finish / Abandon
OR	Olympic Record / Record olympique	SB	Season Best / Meilleure perf. sai.		

**RESULTS****RESULTATS****WOMEN'S 200M
ROUND 2****200 M - FEMMES
2E TOUR**

WED 27 SEP 2000

MER 27 SEPT 2000

OLYMPIC STADIUM

WR	21.34	GRIFFITH-JOYNER F.	USA Seoul (KOR)	29/09/88	QUALIFICATION : First 4 in each heat(Q)
OR	21.34	GRIFFITH-JOYNER F.	USA Seoul (KOR)	29/09/88	

HEAT 4

Wind: +0.1 m/s

Rank	No	Name	NOC Code	Date of Birth	Lane / Order	Reaction	Result
1	3058	JAYASINGHE Susanthika	SRI	17 DEC 1975	6	0.211	22.54 Q
2	1401	AYETOTCHE Louise	CIV	3 JUN 1975	3	0.222	22.86 Q
3	1115	HEWITT Lauren	AUS	25 NOV 1978	5	0.180	23.12 Q
4	1435	PALACIOS Felipa	COL	1 DEC 1975	4	0.185	23.19 Q
5	1180	STURRUP Chandra	BAH	12 SEP 1971	7	0.169	23.21
6	2654	YUSUF-OLUKOJU Fatima	NGR	2 JUL 1971	2	0.229	23.21
7	2276	CAMPBELL Juliet	JAM	17 MAR 1970	1	0.190	23.34
8	3010	BASS Valma	SKN	12 MAR 1974	8	0.268	23.57

Clear

Humidity : 30%

Air Temp.: 26°C/ 79°F

Wind : 17 km/h NW

LEGEND / LEGENDE

No	Number / Numéro	Q	Qualified by Right / Qualifié direct	PB	Personal Best / Record personnel
WR	World Record / Record du monde	DNS	Did Not Start / Non partant	DNF	Did Not Finish / Abandon
OR	Olympic Record / Record olympique	SB	Season Best / Meilleure perf. sai.		

**RESULTS SUMMARY****RECAPITULATIF DES RESULTATS****WOMEN'S 200M
ROUND 2
200 M - FEMMES
2E TOUR**

WED 27 SEP 2000

OLYMPIC STADIUM

MER 27 SEPT 2000

WR	21.34	GRIFFITH-JOYNER F.	USA Seoul (KOR)	29/09/88	QUALIFICATION : First 4 in each heat(Q)
OR	21.34	GRIFFITH-JOYNER F.	USA Seoul (KOR)	29/09/88	

Rank	No	Name	NOC Code	Heat	Lane / Order	Pos	Wind	Time	
1	2291	McDONALD Beverly	JAM	1	5	1	-0.2	22.44	Q
2	1111	GAINSFORD-TAYLOR Melinda	AUS	2	3	1	-0.3	22.49	Q
3	3357	JONES Marion	USA	2	5	2	-0.3	22.50	Q
4	3058	JAYASINGHE Susanthika	SRI	4	6	1	+0.1	22.54	Q
5	3239	PINTUSEVYCH Zhanna	UKR	2	6	3	-0.3	22.70	Q SB
6	1174	DAVIS-THOMPSON Pauline	BAH	1	3	2	-0.2	22.72	Q
	1178	FERGUSON Debbie	BAH	3	3	1	+0.2	22.72	Q
8	1110	FREEMAN Cathy	AUS	1	7	3	-0.2	22.75	Q
9	1401	AYETOTCHE Louise	CIV	4	3	2	+0.1	22.86	Q
10	1415	MANI Leonie	CMR	3	6	2	+0.2	22.88	Q
11	2648	NKU Mercy	NGR	2	4	4	-0.3	22.95	Q PB
	3368	PERRY Nanceen	USA	1	6	4	-0.2	22.95	Q
13	3346	EDWARDS Torri	USA	3	7	3	+0.2	22.98	Q
	1756	HURTIS Muriel	FRA	3	5	4	+0.2	22.98	Q
15	3031	BIKAR Alenka	SLO	2	8	5	-0.3	23.01	
16	2651	ONYALI-OMAGBEMI Mary	NGR	3	4	5	+0.2	23.03	
17	2981	TRANDENKOVA Marina	RUS	1	2	5	-0.2	23.10	
18	1115	HEWITT Lauren	AUS	4	5	3	+0.1	23.12	Q
19	2929	EKK Oxana	RUS	2	7	6	-0.3	23.17	
20	1435	PALACIOS Felipa	COL	4	4	4	+0.1	23.19	Q
21	1825	DAVIES Samantha	GBR	2	2	7	-0.3	23.20	
22	1180	STURRUP Chandra	BAH	4	7	5	+0.1	23.21	
	2654	YUSUF-OLUKOJU Fatima	NGR	4	2	6	+0.1	23.21	
24	1918	MULRAIN Sabrina	GER	2	1	8	-0.3	23.24	
25	2942	KHABAROVA Irina	RUS	3	2	6	+0.2	23.27	
26	2276	CAMPBELL Juliet	JAM	4	1	7	+0.1	23.34	
27	1702	MANNINEN Johanna	FIN	1	1	6	-0.2	23.41	
28	3010	BASS Valma	SKN	4	8	8	+0.1	23.57	
	1835	MADUAKA Joice	GBR	1	8	7	-0.2	23.57	
30	3238	PASTUSHENKO Olena	UKR	3	1	7	+0.2	23.63	
	2298	WALKER Astia	JAM	3	8		+0.2	DNF	
	1355	MOTHERSILL Cydonie	CAY	1	4		-0.2	DNS	

LEGEND / LEGENDE

WR	World Record / Record du monde	Pos	Position / Posicion	PB	Personal Best / Record personnel
OR	Olympic Record / Record olympique	Q	Qualified by Right / Qualifié direct	DNF	Did Not Finish / Abandon
No	Number / Numéro	SB	Season Best / Meilleure perf. sai.	DNS	Did Not Start / Non partant

**RESULTS****RESULTATS****WOMEN'S 200M
ROUND 1****200 M - FEMMES
1ER TOUR**

WED 27 SEP 2000

OLYMPIC STADIUM

MER 27 SEPT 2000

WR	21.34	GRIFFITH-JOYNER F.	USA Seoul (KOR)	29/09/88	QUALIFICATION : First 4 in each heat(Q) and 4 fastest(q)
OR	21.34	GRIFFITH-JOYNER F.	USA Seoul (KOR)	29/09/88	

HEAT 1

Wind: +0.2 m/s

Rank	No	Name	NOC Code	Date of Birth	Lane / Order	Reaction	Result
1	3357	JONES Marion	USA	12 OCT 1975	5	0.225	22.75 Q
2	1355	MOTHERSILL Cydonie	CAY	19 MAR 1978	4	0.246	22.78 Q
3	1435	PALACIOS Felipa	COL	1 DEC 1975	6	0.215	23.08 Q SB
4	2929	EKK Oxana	RUS	26 NOV 1974	3	0.159	23.17 Q
5	2654	YUSUF-OLUKOJU Fatima	NGR	2 JUL 1971	2	0.222	23.21 q
6	3031	BIKAR Alenka	SLO	7 JAN 1974	8	0.191	23.26 q
7	1956	TWUM Monica Afia	GHA	14 MAR 1978	7	0.164	23.51

HEAT 2

Wind: -0.3 m/s

Rank	No	Name	NOC Code	Date of Birth	Lane / Order	Reaction	Result
1	1415	MANI Leonie	CMR	21 MAY 1977	5	0.150	22.68 Q
2	1756	HURTIS Muriel	FRA	25 MAR 1979	6	0.220	23.04 Q
3	1110	FREEMAN Cathy	AUS	16 FEB 1973	2	0.261	23.11 Q
4	2276	CAMPBELL Juliet	JAM	17 MAR 1970	3	0.289	23.18 Q
5	2156	REILLY Sarah	IRL	3 JUL 1973	1	0.175	23.43
6	2738	RADECKA Zuzanna	POL	2 APR 1975	7	0.157	23.57
7	1359	KALTOUMA Nadjina	CHA	16 NOV 1976	8	0.344	23.81
8	3423	SALEH Hana Ali	YEM	25 FEB 1968	4		30.36

HEAT 3

Wind: -0.1 m/s

Rank	No	Name	NOC Code	Date of Birth	Lane / Order	Reaction	Result
1	1115	HEWITT Lauren	AUS	25 NOV 1978	3	0.226	23.07 Q
2	2648	NKU Mercy	NGR	17 JUL 1976	2	0.180	23.14 Q
3	3368	PERRY Nanceen	USA	19 APR 1977	7	0.179	23.18 Q
4	1702	MANNINEN Johanna	FIN	4 APR 1980	8	0.222	23.40 Q
5	1995	KOFFA Ekaterini	GRE	10 APR 1969	6	0.245	23.53
6	2481	SHOAL Dineo	LES	10 JAN 1979	1	0.171	25.57
	2236	LEVORATO Manuela	ITA	16 MAR 1977	4		DNS
	1921	PHILIPP Andrea	GER	29 JUL 1971	5		DNS

LEGEND / LEGENDE

No	Number / Numéro	Q	Qualified by Right / Qualifié direct	DNS	Did Not Start / Non partant
WR	World Record / Record du monde	SB	Season Best / Meilleure perf. sai.		
OR	Olympic Record / Record olympique	q	Qualified / Qualifié		

**RESULTS****RESULTATS****WOMEN'S 200M
ROUND 1****200 M - FEMMES
1ER TOUR**

WED 27 SEP 2000

OLYMPIC STADIUM

MER 27 SEPT 2000

WR	21.34	GRIFFITH-JOYNER F.	USA Seoul (KOR)	29/09/88	QUALIFICATION : First 4 in each heat(Q) and 4 fastest(q)
OR	21.34	GRIFFITH-JOYNER F.	USA Seoul (KOR)	29/09/88	

HEAT 4

Wind: +1.6 m/s

Rank	No	Name	NOC Code	Date of Birth	Lane / Order	Reaction	Result
1	1111	GAINSFORD-TAYLOR Melinda	AUS	1 OCT 1971	7	0.251	22.71 Q
2	1401	AYETOTCHE Louise	CIV	3 JUN 1975	5	0.283	22.85 Q NR
3	1180	STURRUP Chandra	BAH	12 SEP 1971	2	0.181	23.09 Q
4	3238	PASTUSHENKO Olena	UKR	14 JUL 1979	8	0.208	23.64 Q
5	3406	PEREPELOVA Lyubov	UZB	26 FEB 1979	3	0.300	23.83
6	1154	MAYR Karin	AUT	4 JUN 1971	6	0.164	23.90
7	1423	NSIMBO Akonga	COD	9 JAN 1979	4	0.240	25.35 NR
	2179	BELLO Ameerah	ISV	10 MAR 1975	1		DNS

HEAT 5

Wind: -0.6 m/s

Rank	No	Name	NOC Code	Date of Birth	Lane / Order	Reaction	Result
1	2291	McDONALD Beverly	JAM	15 FEB 1970	5	0.198	22.50 Q
2	1174	DAVIS-THOMPSON Pauline	BAH	9 JUL 1966	4	0.214	22.61 Q
3	2942	KHABAROVA Irina	RUS	18 MAR 1966	3	0.278	23.21 Q
4	3010	BASS Valma	SKN	12 MAR 1974	8	0.209	23.37 Q
5	3076	DONDERS Mireille	SUI	7 JUL 1974	1	0.186	23.44
6	1385	LIU Xiaomei	CHN	11 JAN 1972	6	0.230	23.56
7	1191	DURANT Joanne	BAR	25 MAY 1975	7	0.265	23.90
8	1032	SAMUEL Heather	ANT	6 JUL 1970	2	0.189	24.44

HEAT 6

Wind: +0.5 m/s

Rank	No	Name	NOC Code	Date of Birth	Lane / Order	Reaction	Result
1	2651	ONYALI-OMAGBEMI Mary	NGR	3 FEB 1968	8	0.243	22.90 Q
2	1178	FERGUSON Debbie	BAH	16 JAN 1976	1	0.237	23.19 Q
3	1918	MULRAIN Sabrina	GER	10 JUN 1978	7	0.216	23.31 Q
4	2298	WALKER Astia	JAM	4 APR 1975	5	0.203	23.33 Q
5	1825	DAVIES Samantha	GBR	20 SEP 1979	4	0.215	23.36 q
6	1386	QIN Wangping	CHN	16 JUN 1982	3	0.271	24.10
7	3447	SAVIC Mila	YUG	24 APR 1974	2	0.330 F ¹	24.12
8	1292	GACHEVSKA Monika	BUL	30 JAN 1974	6	0.167	24.16

LEGEND / LEGENDE

No	Number / Numéro	Q	Qualified by Right / Qualifié direct	DNS	Did Not Start / Non partant
WR	World Record / Record du monde	SB	Season Best / Meilleure perf. sai.	NR	National Record / Record national
OR	Olympic Record / Record olympique	q	Qualified / Qualifié	Fx	False Start / Faux départ

**RESULTS****RESULTATS****WOMEN'S 200M
ROUND 1****200 M - FEMMES
1ER TOUR**

WED 27 SEP 2000

MER 27 SEPT 2000

OLYMPIC STADIUM

WR	21.34	GRIFFITH-JOYNER F.	USA Seoul (KOR)	29/09/88	QUALIFICATION : First 4 in each heat(Q) and 4 fastest(q)
OR	21.34	GRIFFITH-JOYNER F.	USA Seoul (KOR)	29/09/88	

HEAT 7

Wind: -0.5 m/s

Rank	No	Name	NOC Code	Date of Birth	Lane / Order	Reaction	Result
1	3058	JAYASINGHE Susanthika	SRI	17 DEC 1975	6	0.229	22.53 Q
2	3239	PINTUSEVYCH Zhanna	UKR	6 JUL 1972	5	0.213	23.13 Q
3	3346	EDWARDS Torri	USA	31 JAN 1977	3	0.164	23.29 Q
4	2981	TRANDEKOVA Marina	RUS	7 JAN 1967	8	0.176	23.31 Q
5	1835	MADUAKA Joice	GBR	30 SEP 1973	7	0.196	23.36 q
6	3000	DIOP Aida	SEN	27 APR 1970	4	0.196	23.46
7	1957	WRAPPAH Hellena	GHA	14 NOV 1975	2		23.64

LEGEND / LEGENDE

No	Number / Numéro	Q	Qualified by Right / Qualifié direct	DNS	Did Not Start / Non partant
WR	World Record / Record du monde	SB	Season Best / Meilleure perf. sai.	NR	National Record / Record national
OR	Olympic Record / Record olympique	q	Qualified / Qualifié	Fx	False Start / Faux départ

**RESULTS SUMMARY****RECAPITULATIF DES RESULTATS****WOMEN'S 200M
ROUND 1****200 M - FEMMES
1ER TOUR**

WED 27 SEP 2000

OLYMPIC STADIUM

MER 27 SEPT 2000

WR	21.34	GRIFFITH-JOYNER F.	USA Seoul (KOR)	29/09/88	QUALIFICATION : First 4 in each heat(Q) and 4 fastest(q)
OR	21.34	GRIFFITH-JOYNER F.	USA Seoul (KOR)	29/09/88	

Rank	No	Name	NOC Code	Heat	Lane / Order	Pos	Wind	Time	
1	2291	McDONALD Beverly	JAM	5	5	1	-0.6	22.50	Q
2	3058	JAYASINGHE Susanthika	SRI	7	6	1	-0.5	22.53	Q
3	1174	DAVIS-THOMPSON Pauline	BAH	5	4	2	-0.6	22.61	Q
4	1415	MANI Leonie	CMR	2	5	1	-0.3	22.68	Q
5	1111	GAINSFORD-TAYLOR Melinda	AUS	4	7	1	+1.6	22.71	Q
6	3357	JONES Marion	USA	1	5	1	+0.2	22.75	Q
7	1355	MOTHERSILL Cydonie	CAY	1	4	2	+0.2	22.78	Q
8	1401	AYETOTCHE Louise	CIV	4	5	2	+1.6	22.85	Q NR
9	2651	ONYALI-OMAGBEMI Mary	NGR	6	8	1	+0.5	22.90	Q
10	1756	HURTIS Muriel	FRA	2	6	2	-0.3	23.04	Q
11	1115	HEWITT Lauren	AUS	3	3	1	-0.1	23.07	Q
12	1435	PALACIOS Felipa	COL	1	6	3	+0.2	23.08	Q SB
13	1180	STURRUP Chandra	BAH	4	2	3	+1.6	23.09	Q
14	1110	FREEMAN Cathy	AUS	2	2	3	-0.3	23.11	Q
15	3239	PINTUSEVYCH Zhanna	UKR	7	5	2	-0.5	23.13	Q
16	2648	NKU Mercy	NGR	3	2	2	-0.1	23.14	Q
17	2929	EKK Oxana	RUS	1	3	4	+0.2	23.17	Q
18	2276	CAMPBELL Juliet	JAM	2	3	4	-0.3	23.18	Q
	3368	PERRY Nanceen	USA	3	7	3	-0.1	23.18	Q
20	1178	FERGUSON Debbie	BAH	6	1	2	+0.5	23.19	Q
21	2942	KHABAROVA Irina	RUS	5	3	3	-0.6	23.21	Q
	2654	YUSUF-OLUKOJU Fatima	NGR	1	2	5	+0.2	23.21	q
23	3031	BIKAR Alenka	SLO	1	8	6	+0.2	23.26	q
24	3346	EDWARDS Torri	USA	7	3	3	-0.5	23.29	Q
25	1918	MULRAIN Sabrina	GER	6	7	3	+0.5	23.31	Q
	2981	TRANDEKOVKA Marina	RUS	7	8	4	-0.5	23.31	Q
27	2298	WALKER Astia	JAM	6	5	4	+0.5	23.33	Q
28	1825	DAVIES Samantha	GBR	6	4	5	+0.5	23.36	q
	1835	MADUAKA Joice	GBR	7	7	5	-0.5	23.36	q
30	3010	BASS Valma	SKN	5	8	4	-0.6	23.37	Q
31	1702	MANNINEN Johanna	FIN	3	8	4	-0.1	23.40	Q
32	2156	REILLY Sarah	IRL	2	1	5	-0.3	23.43	
33	3076	DONDERS Mireille	SUI	5	1	5	-0.6	23.44	
34	3000	DIOP Aida	SEN	7	4	6	-0.5	23.46	
35	1956	TWUM Monica Afia	GHA	1	7	7	+0.2	23.51	
36	1995	KOFFA Ekaterini	GRE	3	6	5	-0.1	23.53	

LEGEND / LEGENDE

WR	World Record / Record du monde	Pos	Position / Posicion	SB	Season Best / Meilleure perf. sai.
OR	Olympic Record / Record olympique	Q	Qualified by Right / Qualifié direct	q	Qualified / Qualifié
No	Number / Numéro	NR	National Record / Record national		

**RESULTS SUMMARY****RECAPITULATIF DES RESULTATS****WOMEN'S 200M
ROUND 1****200 M - FEMMES
1ER TOUR**

WED 27 SEP 2000

OLYMPIC STADIUM

MER 27 SEPT 2000

WR	21.34	GRIFFITH-JOYNER F.	USA Seoul (KOR)	29/09/88	QUALIFICATION : First 4 in each heat(Q) and 4 fastest(q)
OR	21.34	GRIFFITH-JOYNER F.	USA Seoul (KOR)	29/09/88	

Rank	No	Name	NOC Code	Heat	Lane / Order	Pos	Wind	Time	
37	1385	LIU Xiaomei	CHN	5	6	6	-0.6	23.56	
38	2738	RADECKA Zuzanna	POL	2	7	6	-0.3	23.57	
39	3238	PASTUSHENKO Olena	UKR	4	8	4	+1.6	23.64	Q
	1957	WRAPPAH Hellena	GHA	7	2	7	-0.5	23.64	
41	1359	KALTOUMA Nadjina	CHA	2	8	7	-0.3	23.81	
42	3406	PEREPELOVA Lyubov	UZB	4	3	5	+1.6	23.83	
43	1191	DURANT Joanne	BAR	5	7	7	-0.6	23.90	
	1154	MAYR Karin	AUT	4	6	6	+1.6	23.90	
45	1386	QIN Wangping	CHN	6	3	6	+0.5	24.10	
46	3447	SAVIC Mila	YUG	6	2	7	+0.5	24.12	
47	1292	GACHEVSKA Monika	BUL	6	6	8	+0.5	24.16	
48	1032	SAMUEL Heather	ANT	5	2	8	-0.6	24.44	
49	1423	NSIMBO Akonga	COD	4	4	7	+1.6	25.35	NR
50	2481	SHOAL Dineo	LES	3	1	6	-0.1	25.57	
51	3423	SALEH Hana Ali	YEM	2	4	8	-0.3	30.36	
	2179	BELLO Ameerah	ISV	4	1		+1.6	DNS	
	2236	LEVORATO Manuela	ITA	3	4		-0.1	DNS	
	1921	PHILIPP Andrea	GER	3	5		-0.1	DNS	

LEGEND / LEGENDE

WR	World Record / Record du monde	Pos	Position / Posicion	SB	Season Best / Meilleure perf. sai.
OR	Olympic Record / Record olympique	Q	Qualified by Right / Qaulifié direct	q	Qualified / Qualifié
No	Number / Numéro	NR	National Record / Record national	DNS	Did Not Start / Non partant



RESULTS

RESULTATS

WOMEN'S 400M
FINAL
400 M - FEMMES
FINALE

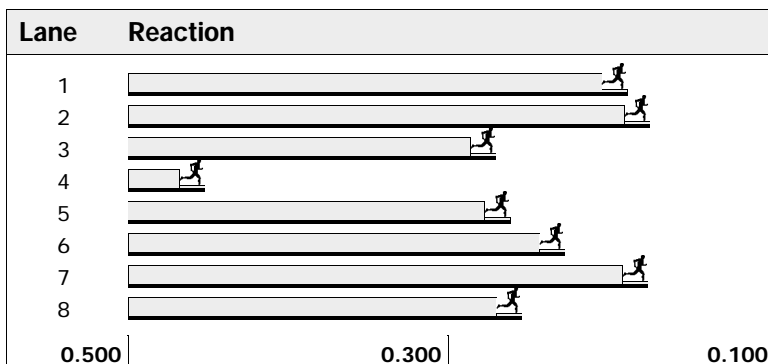


MON 25 SEP 2000
LUN 25 SEPT 2000

OLYMPIC STADIUM

WR	47.60	KOCH Marita	GDR Canberra (AUS)	06/10/85
OR	48.25	PEREC Marie-Jose	FRA Atlanta (USA)	29/07/96

Rank	No	Name	NOC Code	Date of Birth	Lane / Order	Reaction	Result	
1	1110	FREEMAN Cathy	AUS	16 FEB 1973	6	0.227	49.11	SB
2	2286	GRAHAM Lorraine	JAM	8 SEP 1973	4	0.452	49.58	PB
3	1836	MERRY Katharine	GBR	21 SEP 1974	3	0.270	49.72	PB
4	1827	FRASER Donna	GBR	7 NOV 1972	2	0.174	49.79	PB
5	2572	GUEVARA Ana	MEX	4 MAR 1977	5	0.261	49.96	
6	2859	SEYERLING Heide	RSA	19 AUG 1976	7	0.175	50.05	NR
7	2649	OGUNKOYA Falilat	NGR	5 DEC 1968	8	0.254	50.12	
8	2948	KOTLYAROVA Olga	RUS	12 APR 1976	1	0.188	51.04	




LEGEND / LEGENDE			
No	Number / Numéro	SB	Season Best / Meilleure perf. sai.
WR	World Record / Record du monde	PB	Personal Best / Record personnel
OR	Olympic Record / Record olympique	NR	National Record / Record national



ATHLETISME
Athletics
ATHLETISME
Athletics
ATHLETISME
Athletics
ATHLETISME
Athletics

The 2000 Sydney Olympic Games - 400m Women Final



Results Wind: no measurement

Rank	La	Bib Nu		Time	R_time
1.	6	1110	Freeman Cathy	AUS	49.11 0.227
2.	4	2286	Graham Lorraine	JAM	49.58 0.452
3.	3	1836	Merry Katharine	GBR	49.72 0.270
4.	2	1827	Fraser Donna	GBR	49.79 0.174
5.	5	2572	Guevara Espinoz Ana Gabriela	MEX	49.96 0.261
6.	7	2859	Seyerling Heide	RSA	50.05 0.175
7.	8	2649	Ogunkoya Falilat	NGR	50.12 0.254
8.	1	2948	Kotlyarova Olga	RUS	51.04 0.188

swatch+TIMING

Photo credit: © 2000 Swatch Timing Ltd.
 All rights reserved
 If this photo is used for any commercial purpose, layout and copy have to be submitted to any recognizable person prior to release.
 The producer does not assume any responsibility.



Start: 25. 9.2000 20:10:46.581 @424 Scan'O'Vision Color
 Print: 25. 9.2000 20:16:18 @427 Race ID: W400FI00

**RESULTS****RESULTATS****WOMEN'S 400M
SEMIFINAL****400 M - FEMMES
DEMI-FINALE**

SUN 24 SEP 2000

DIM 24 SEPT 2000

OLYMPIC STADIUM

WR	47.60	KOCH Marita	GDR Canberra (AUS)	06/10/85	QUALIFICATION : First 4 in each heat(Q)
OR	48.25	PEREC Marie-Jose	FRA Atlanta (USA)	29/07/96	

SEMIFINAL 1

Rank	No	Name	NOC Code	Date of Birth	Lane / Order	Reaction	Result
1	2286	GRAHAM Lorraine	JAM	8 SEP 1973	4	0.444	50.28 Q
2	1836	MERRY Katharine	GBR	21 SEP 1974	3	0.301	50.32 Q
3	2859	SEYERLING Heide	RSA	19 AUG 1976	5		51.06 Q
4	2948	KOTLYAROVA Olga	RUS	12 APR 1976	7	0.243	51.21 Q
5	1335	ANTOINE Ladonna	CAN	20 NOV 1974	6	0.273	51.26
6	2961	NAZAROVA Natalya	RUS	26 MAY 1979	2	0.191	51.83
7	1420	NGUIMGO Mireille	CMR	7 NOV 1976	1	0.213	52.03
8	1126	PERIS-KNEEBONE Nova	AUS	25 FEB 1971	8	0.263	52.49

SEMIFINAL 2

Rank	No	Name	NOC Code	Date of Birth	Lane / Order	Reaction	Result
1	1110	FREEMAN Cathy	AUS	16 FEB 1973	3	0.261	50.01 Q
2	2572	GUEVARA Ana	MEX	4 MAR 1977	5	0.370	50.11 Q
3	2649	OGUNKOYA Falilat	NGR	5 DEC 1968	4	0.516	50.18 Q
4	1827	FRASER Donna	GBR	7 NOV 1972	7	0.188	50.21 Q PB
5	2294	RICHARDS Sandie	JAM	6 NOV 1968	2	0.253	50.42 SB
6	1530	BURIANOVA Jitka	CZE	17 JAN 1977	6	0.255	51.15
7	3005	MBACKE THIAM Amy	SEN	10 NOV 1976	1	0.238	51.60
8	2107	K M Beena Mol	IND	15 AUG 1975	8		52.04

LEGEND / LEGENDE

No	Number / Numéro	Q	Qualified by Right / Qualifié direct
WR	World Record / Record du monde	PB	Personal Best / Record personnel
OR	Olympic Record / Record olympique	SB	Season Best / Meilleure perf. sai.

**RESULTS SUMMARY****RECAPITULATIF DES RESULTATS****WOMEN'S 400M
SEMIFINAL
400 M - FEMMES
DEMI-FINALE**SUN 24 SEP 2000
DIM 24 SEPT 2000

OLYMPIC STADIUM

WR	47.60	KOCH Marita	GDR Canberra (AUS)	06/10/85	QUALIFICATION : First 4 in each heat(Q)
OR	48.25	PEREC Marie-Jose	FRA Atlanta (USA)	29/07/96	

Rank	No	Name	NOC Code	Heat	Lane / Order	Pos	Time	
1	1110	FREEMAN Cathy	AUS	2	3	1	50.01	Q
2	2572	GUEVARA Ana	MEX	2	5	2	50.11	Q
3	2649	OGUNKOYA Falilat	NGR	2	4	3	50.18	Q
4	1827	FRASER Donna	GBR	2	7	4	50.21	Q PB
5	2286	GRAHAM Lorraine	JAM	1	4	1	50.28	Q
6	1836	MERRY Katharine	GBR	1	3	2	50.32	Q
7	2294	RICHARDS Sandie	JAM	2	2	5	50.42	SB
8	2859	SEYERLING Heide	RSA	1	5	3	51.06	Q
9	1530	BURIANOVA Jitka	CZE	2	6	6	51.15	
10	2948	KOTLYAROVA Olga	RUS	1	7	4	51.21	Q
11	1335	ANTOINE Ladonna	CAN	1	6	5	51.26	
12	3005	MBACKE THIAM Amy	SEN	2	1	7	51.60	
13	2961	NAZAROVA Natalya	RUS	1	2	6	51.83	
14	1420	NGUIMGO Mireille	CMR	1	1	7	52.03	
15	2107	K M Beena Mol	IND	2	8	8	52.04	
16	1126	PERIS-KNEEBONE Nova	AUS	1	8	8	52.49	

LEGEND / LEGENDE

WR	World Record / Record du monde	Pos	Position / Posicion	SB	Season Best / Meilleure perf. sai.
OR	Olympic Record / Record olympique	Q	Qualified by Right / Qaulifié direct		
No	Number / Numéro	PB	Personal Best / Record personnel		

ATHLETISME
Athletics
ATHLETISME
Athletics
ATHLETISME
Athletics
ATHLETISME
Athletics

**RESULTS****RESULTATS****WOMEN'S 400M
ROUND 2****400 M - FEMMES
2E TOUR**

SAT 23 SEP 2000

SAM 23 SEPT 2000

OLYMPIC STADIUM

WR	47.60	KOCH Marita	GDR Canberra (AUS)	06/10/85	QUALIFICATION : First 4 in each heat(Q)
OR	48.25	PEREC Marie-Jose	FRA Atlanta (USA)	29/07/96	

HEAT 1

Rank	No	Name	NOC Code	Date of Birth	Lane / Order	Reaction	Result
1	1530	BURIANOVA Jitka	CZE	17 JAN 1977	3	0.274	50.85 Q PB
2	1335	ANTOINE Ladonna	CAN	20 NOV 1974	5	0.179	50.92 Q PB
3	1126	PERIS-KNEEBONE Nova	AUS	25 FEB 1971	2	0.196	51.28 Q PB
4	2961	NAZAROVA Natalya	RUS	26 MAY 1979	6	0.198	51.44 Q
5	1414	KOMGANG FOTSING Claudine	CMR	21 FEB 1974	7		51.57
6	3353	HENNAGAN Monique	USA	26 MAY 1976	4	0.478	51.85
7	1359	KALTOUMA Nadjina	CHA	16 NOV 1976	1	0.215	52.60
8	2029	POMPEY Aliann	GUY	9 MAR 1978	8	0.212	53.42

HEAT 2

Rank	No	Name	NOC Code	Date of Birth	Lane / Order	Reaction	Result
1	1836	MERRY Katharine	GBR	21 SEP 1974	3	0.270	50.50 Q
2	2859	SEYERLING Heide	RSA	19 AUG 1976	7	0.163	50.87 Q PB
3	2948	KOTLYAROVA Olga	RUS	12 APR 1976	6	0.182	50.97 Q
4	2294	RICHARDS Sandie	JAM	6 NOV 1968	5	0.209	51.00 Q
5	2653	OPARA Charity	NGR	5 FEB 1972	4	0.206	51.04
6	2496	MININA Zana	LTU	11 JUN 1977	8	0.300	52.53
7	1618	CARABALI Norfalia	ESP	21 JAN 1964	1		52.63
8	1352	WILLIAMS Foy	CAN	27 SEP 1973	2	0.337	52.68

HEAT 3

Rank	No	Name	NOC Code	Date of Birth	Lane / Order	Reaction	Result
1	2286	GRAHAM Lorraine	JAM	8 SEP 1973	8	0.216	50.66 Q
2	2572	GUEVARA Ana	MEX	4 MAR 1977	5		51.19 Q
3	3005	MBACKE THIAM Amy	SEN	10 NOV 1976	6	0.217	51.64 Q
4	2107	K M Beena Mol	IND	15 AUG 1975	4		51.81 Q
5	2638	AFOLABI Olabisi	NGR	31 OCT 1975	3	0.263	51.87
6	2830	RUICU Otilia Silvia	ROM	20 AUG 1978	1		52.28
7	1823	CURBISHLEY Allison	GBR	3 JUN 1976	2	0.193	52.50
8	1125	NAYLOR Lee	AUS	26 JAN 1971	7		53.83

LEGEND / LEGENDE

No	Number / Numéro	Q	Qualified by Right / Qualifié direct
WR	World Record / Record du monde	PB	Personal Best / Record personnel
OR	Olympic Record / Record olympique		

**RESULTS****RESULTATS****WOMEN'S 400M
ROUND 2****400 M - FEMMES
2E TOUR**

SAT 23 SEP 2000

SAM 23 SEPT 2000

OLYMPIC STADIUM

WR	47.60	KOCH Marita	GDR Canberra (AUS)	06/10/85	QUALIFICATION : First 4 in each heat(Q)
OR	48.25	PEREC Marie-Jose	FRA Atlanta (USA)	29/07/96	

HEAT 4

Rank	No	Name	NOC Code	Date of Birth	Lane / Order	Reaction	Result
1	1110	FREEMAN Cathy	AUS	16 FEB 1973	4	0.464	50.31 Q
2	2649	OGUNKOYA Falilat	NGR	5 DEC 1968	6	0.196	50.49 Q
3	1827	FRASER Donna	GBR	7 NOV 1972	8	0.194	50.77 Q PB
4	1420	NGUIMGO Mireille	CMR	7 NOV 1976	5	0.200	51.08 Q
5	3337	COLANDER-RICHARDSON La Tasha	USA	23 AUG 1976	3	0.311	52.07
6	3054	DARSHA Damayanthi	SRI	13 FEB 1975	1	0.234	52.35
7	1528	BENESOVA Hana	CZE	19 APR 1975	2	0.209	52.70
8	2076	PETRAHN Barbara	HUN	16 SEP 1978	7	0.224	52.72

LEGEND / LEGENDE

No	Number / Numéro	Q	Qualified by Right / Qualifié direct
WR	World Record / Record du monde	PB	Personal Best / Record personnel
OR	Olympic Record / Record olympique		

**RESULTS SUMMARY****RECAPITULATIF DES RESULTATS****WOMEN'S 400M
ROUND 2****400 M - FEMMES
2E TOUR**

SAT 23 SEP 2000

OLYMPIC STADIUM

SAM 23 SEPT 2000

WR	47.60	KOCH Marita	GDR Canberra (AUS)	06/10/85	QUALIFICATION : First 4 in each heat(Q)
OR	48.25	PEREC Marie-Jose	FRA Atlanta (USA)	29/07/96	

Rank	No	Name	NOC Code	Heat	Lane / Order	Pos	Time	
1	1110	FREEMAN Cathy	AUS	4	4	1	50.31	Q
2	2649	OGUNKOYA Falilat	NGR	4	6	2	50.49	Q
3	1836	MERRY Katharine	GBR	2	3	1	50.50	Q
4	2286	GRAHAM Lorraine	JAM	3	8	1	50.66	Q
5	1827	FRASER Donna	GBR	4	8	3	50.77	Q PB
6	1530	BURIANOVA Jitka	CZE	1	3	1	50.85	Q PB
7	2859	SEYERLING Heide	RSA	2	7	2	50.87	Q PB
8	1335	ANTOINE Ladonna	CAN	1	5	2	50.92	Q PB
9	2948	KOTLYAROVA Olga	RUS	2	6	3	50.97	Q
10	2294	RICHARDS Sandie	JAM	2	5	4	51.00	Q
11	2653	OPARA Charity	NGR	2	4	5	51.04	
12	1420	NGUIMGO Mireille	CMR	4	5	4	51.08	Q
13	2572	GUEVARA Ana	MEX	3	5	2	51.19	Q
14	1126	PERIS-KNEEBONE Nova	AUS	1	2	3	51.28	Q PB
15	2961	NAZAROVA Natalya	RUS	1	6	4	51.44	Q
16	1414	KOMGANG FOTSING Claudine	CMR	1	7	5	51.57	
17	3005	MBACKE THIAM Amy	SEN	3	6	3	51.64	Q
18	2107	K M Beena Mol	IND	3	4	4	51.81	Q
19	3353	HENNAGAN Monique	USA	1	4	6	51.85	
20	2638	AFOLABI Olabisi	NGR	3	3	5	51.87	
21	3337	COLANDER-RICHARDSON La Tasha	USA	4	3	5	52.07	
22	2830	RUICU Otilia Silvia	ROM	3	1	6	52.28	
23	3054	DARSHA Damayanthi	SRI	4	1	6	52.35	
24	1823	CURBISHLEY Allison	GBR	3	2	7	52.50	
25	2496	MININA Zana	LTU	2	8	6	52.53	
26	1359	KALTOUMA Nadjina	CHA	1	1	7	52.60	
27	1618	CARABALI Norfalia	ESP	2	1	7	52.63	
28	1352	WILLIAMS Foy	CAN	2	2	8	52.68	
29	1528	BENESOVA Hana	CZE	4	2	7	52.70	
30	2076	PETRAHN Barbara	HUN	4	7	8	52.72	
31	2029	POMPEY Aliann	GUY	1	8	8	53.42	
32	1125	NAYLOR Lee	AUS	3	7	8	53.83	

LEGEND / LEGENDE

WR	World Record / Record du monde	Pos	Position / Posicion
OR	Olympic Record / Record olympique	Q	Qualified by Right / Qualifié direct
No	Number / Numéro	PB	Personal Best / Record personnel

**RESULTS****RESULTATS****WOMEN'S 400M
ROUND 1****400 M - FEMMES
1ER TOUR**FRI 22 SEP 2000
VEN 22 SEPT 2000

OLYMPIC STADIUM

WR	47.60	KOCH Marita	GDR Canberra (AUS)	06/10/85	QUALIFICATION : First 3 in each heat(Q) and 8 fastest(q)
OR	48.25	PEREC Marie-Jose	FRA Atlanta (USA)	29/07/96	

HEAT 1

Rank	No	Name	NOC Code	Date of Birth	Lane / Order	Reaction	Result
1	3337	COLANDER-RICHARDSON La Tasha	USA	23 AUG 1976	5	0.212	51.75 Q
2	1420	NGUIMGO Mireille	CMR	7 NOV 1976	6	0.242	51.88 Q
3	2859	SEYERLING Heide	RSA	19 AUG 1976	3	0.428	51.92 Q
4	1352	WILLIAMS Foy	CAN	27 SEP 1973	2	0.343	52.94 q
5	1172	ARMETHIL Christine	BAH	18 AUG 1979	4	0.254	53.12
6	2413	LUNEVA Oksana	KGZ	2 AUG 1979	8	0.403	54.98
7	2014	REGIS Hazel-Ann	GRN	1 FEB 1981	7		55.11

HEAT 2

Rank	No	Name	NOC Code	Date of Birth	Lane / Order	Reaction	Result
1	2653	OPARA Charity	NGR	5 FEB 1972	4	0.204	51.77 Q
2	2961	NAZAROVA Natalya	RUS	26 MAY 1979	2	0.207	52.05 Q
3	3054	DARSHA Damayanthi	SRI	13 FEB 1975	6	0.242	52.13 Q
4	1359	KALTOUMA Nadjina	CHA	16 NOV 1976	3	0.202	52.34 q
5	1125	NAYLOR Lee	AUS	26 JAN 1971	1		53.10 q
6	2352	BODRITSKAYA Svetlana	KAZ	7 NOV 1971	5	0.199	53.91
7	3453	BWALYA Lilian	ZAM	28 DEC 1974	8	0.403	54.77
8	2610	FIGUEROA Maritza	NCA	18 MAR 1974	7		58.82

HEAT 3

Rank	No	Name	NOC Code	Date of Birth	Lane / Order	Reaction	Result
1	3005	MBACKE THIAM Amy	SEN	10 NOV 1976	8	0.217	51.79 Q
2	2572	GUEVARA Ana	MEX	4 MAR 1977	5	0.315	52.34 Q
3	2830	RUICU Otilia Silvia	ROM	20 AUG 1978	4		52.65 Q
4	2159	SHINKINS Karen	IRL	15 OCT 1976	2	0.258	53.27
5	1430	GONZALEZ Norma	COL	11 AUG 1982	6	0.220	53.34
6	3045	HUSSEIN Safia Abukar	SOM	1 JAN 1981	3		1:13.25

LEGEND / LEGENDE

No	Number / Numéro	Q	Qualified by Right / Qualifié direct
WR	World Record / Record du monde	q	Qualified / Qualifié
OR	Olympic Record / Record olympique		

**RESULTS****RESULTATS****WOMEN'S 400M
ROUND 1****400 M - FEMMES
1ER TOUR**FRI 22 SEP 2000
VEN 22 SEPT 2000

OLYMPIC STADIUM

WR	47.60	KOCH Marita	GDR Canberra (AUS)	06/10/85	QUALIFICATION : First 3 in each heat(Q) and 8 fastest(q)
OR	48.25	PEREC Marie-Jose	FRA Atlanta (USA)	29/07/96	

HEAT 4

Rank	No	Name	NOC Code	Date of Birth	Lane / Order	Reaction	Result
1	1110	FREEMAN Cathy	AUS	16 FEB 1973	3	0.258	51.63 Q
2	3353	HENNAGAN Monique	USA	26 MAY 1976	4	0.320	51.73 Q
3	1414	KOMGANG FOTSING Claudine	CMR	21 FEB 1974	8	0.551	51.74 Q
4	1618	CARABALI Norfalia	ESP	21 JAN 1964	7		52.36 q
5	3241	RURAK Olena	UKR	7 FEB 1972	2	0.202	53.45
6	1461	PERICA Kristina	CRO	5 NOV 1979	6	0.523	53.72
7	3177	BEN HASSINE Awatef	TUN	5 APR 1980	5	0.308	54.50

HEAT 5

Rank	No	Name	NOC Code	Date of Birth	Lane / Order	Reaction	Result
1	1836	MERRY Katharine	GBR	21 SEP 1974	7	0.336	51.61 Q
2	2294	RICHARDS Sandie	JAM	6 NOV 1968	4	0.294	51.86 Q
3	1126	PERIS-KNEEBONE Nova	AUS	25 FEB 1971	8	0.191	52.51 Q
4	1528	BENESOVA Hana	CZE	19 APR 1975	6		52.85 q
5	2029	POMPEY Aliann	GUY	9 MAR 1978	2	0.226	53.09 q
6	2479	LESFORIS Vernetta	LCA	4 MAY 1975	5	0.520	54.67
7	1004	SHALA Klodiana	ALB	22 AUG 1979	1		56.41
	1761	PEREC Marie-Jose	FRA	9 MAY 1968	3		DNS

HEAT 6

Rank	No	Name	NOC Code	Date of Birth	Lane / Order	Reaction	Result
1	1530	BURIANOVA Jitka	CZE	17 JAN 1977	4	0.302	51.59 Q
2	2638	AFOLABI Olabisi	NGR	31 OCT 1975	3	0.221	51.61 Q
3	2286	GRAHAM Lorraine	JAM	8 SEP 1973	5		51.65 Q
4	1823	CURBISHLEY Allison	GBR	3 JUN 1976	6	0.209	52.20 q
5	2076	PETRAHN Barbara	HUN	16 SEP 1978	2	0.189	52.86 q
6	1181	WILLIAMS Tonique	BAH	17 JAN 1976	7	0.174	53.43
7	1548	DANIEL Marcia Fernanda	DMA	30 SEP 1977	8	0.222	58.20
8	2656	ALI GARBA Haissa	NIG	15 DEC 1981	1		1:07.49

LEGEND / LEGENDE

No	Number / Numéro	Q	Qualified by Right / Qualifié direct
WR	World Record / Record du monde	q	Qualified / Qualifié
OR	Olympic Record / Record olympique	DNS	Did Not Start / Non partant

**RESULTS****RESULTATS****WOMEN'S 400M
ROUND 1****400 M - FEMMES
1ER TOUR**

FRI 22 SEP 2000

OLYMPIC STADIUM

VEN 22 SEPT 2000

WR	47.60	KOCH Marita	GDR Canberra (AUS)	06/10/85	QUALIFICATION : First 3 in each heat(Q) and 8 fastest(q)
OR	48.25	PEREC Marie-Jose	FRA Atlanta (USA)	29/07/96	

HEAT 7

Rank	No	Name	NOC Code	Date of Birth	Lane / Order	Reaction	Result
1	2107	K M Beena Mol	IND	15 AUG 1975	8		51.51 Q
2	2948	KOTLYAROVA Olga	RUS	12 APR 1976	6	0.190	51.99 Q
3	2496	MININA Zana	LTU	11 JUN 1977	7	0.201	52.38 Q
4	3338	COLLINS Michelle	USA	2 DEC 1971	4	0.295	53.66
5	1193	OXLEY Tanya	BAR	13 MAY 1979	3		54.22
6	1293	GEORGIEVA Daniela	BUL	22 SEP 1969	1		54.46
7	1218	KOJIC Dijana	BIH	26 JUL 1982	2		55.61
8	3063	MOHAMED Awmima	SUD	5 JAN 1985	5		1:02.94

HEAT 8

Rank	No	Name	NOC Code	Date of Birth	Lane / Order	Reaction	Result
1	1335	ANTOINE Ladonna	CAN	20 NOV 1974	5		51.78 Q
2	2649	OGUNKOYA Falilat	NGR	5 DEC 1968	6	0.187	51.88 Q
3	1827	FRASER Donna	GBR	7 NOV 1972	8	0.209	52.33 Q
4	2965	POSPELOVA Svetlana	RUS	24 DEC 1979	3		53.34
5	3407	PISKUNOVA Elena	UZB	2 AUG 1980	2	0.285	55.40
6	2703	MOONEY Ann	PNG	14 APR 1975	4	0.378	55.55
	3036	LANGERHOLC Brigita	SLO	23 JUL 1976	7		DNS

LEGEND / LEGENDE

No	Number / Numéro	Q	Qualified by Right / Qualifié direct
WR	World Record / Record du monde	q	Qualified / Qualifié
OR	Olympic Record / Record olympique	DNS	Did Not Start / Non partant

ATHLETISME
Athletics
ATHLETISME
Athletics
ATHLETISME
Athletics
ATHLETISME
Athletics

**RESULTS SUMMARY****RECAPITULATIF DES RESULTATS****WOMEN'S 400M
ROUND 1****400 M - FEMMES
1ER TOUR**FRI 22 SEP 2000
VEN 22 SEPT 2000

OLYMPIC STADIUM

WR	47.60	KOCH Marita	GDR Canberra (AUS)	06/10/85	QUALIFICATION : First 3 in each heat(Q) and 8 fastest(q)
OR	48.25	PEREC Marie-Jose	FRA Atlanta (USA)	29/07/96	

Rank	No	Name	NOC Code	Heat	Lane / Order	Pos	Time	
1	2107	K M Beena Mol	IND	7	8	1	51.51	Q
2	1530	BURIANOVA Jitka	CZE	6	4	1	51.59	Q
3	2638	AFOLABI Olabisi	NGR	6	3	2	51.61	Q
	1836	MERRY Katharine	GBR	5	7	1	51.61	Q
5	1110	FREEMAN Cathy	AUS	4	3	1	51.63	Q
6	2286	GRAHAM Lorraine	JAM	6	5	3	51.65	Q
7	3353	HENNAGAN Monique	USA	4	4	2	51.73	Q
8	1414	KOMGANG FOTSING Claudine	CMR	4	8	3	51.74	Q
9	3337	COLANDER-RICHARDSON La Tasha	USA	1	5	1	51.75	Q
10	2653	OPARA Charity	NGR	2	4	1	51.77	Q
11	1335	ANTOINE Ladonna	CAN	8	5	1	51.78	Q
12	3005	MBACKE THIAM Amy	SEN	3	8	1	51.79	Q
13	2294	RICHARDS Sandie	JAM	5	4	2	51.86	Q
14	1420	NGUIMGO Mireille	CMR	1	6	2	51.88	Q
	2649	OGUNKOYA Falilat	NGR	8	6	2	51.88	Q
16	2859	SEYERLING Heide	RSA	1	3	3	51.92	Q
17	2948	KOTLYAROVA Olga	RUS	7	6	2	51.99	Q
18	2961	NAZAROVA Natalya	RUS	2	2	2	52.05	Q
19	3054	DARSHA Damayanthi	SRI	2	6	3	52.13	Q
20	1823	CURBISHLEY Allison	GBR	6	6	4	52.20	q
21	1827	FRASER Donna	GBR	8	8	3	52.33	Q
22	2572	GUEVARA Ana	MEX	3	5	2	52.34	Q
	1359	KALTOUMA Nadjina	CHA	2	3	4	52.34	q
24	1618	CARABALI Norfalia	ESP	4	7	4	52.36	q
25	2496	MININA Zana	LTU	7	7	3	52.38	Q
26	1126	PERIS-KNEEBONE Nova	AUS	5	8	3	52.51	Q
27	2830	RUICU Otilia Silvia	ROM	3	4	3	52.65	Q
28	1528	BENESOVA Hana	CZE	5	6	4	52.85	q
29	2076	PETRAHN Barbara	HUN	6	2	5	52.86	q
30	1352	WILLIAMS Foy	CAN	1	2	4	52.94	q
31	2029	POMPEY Aliann	GUY	5	2	5	53.09	q
32	1125	NAYLOR Lee	AUS	2	1	5	53.10	q
33	1172	ARMETHIL Christine	BAH	1	4	5	53.12	
34	2159	SHINKINS Karen	IRL	3	2	4	53.27	
35	1430	GONZALEZ Norma	COL	3	6	5	53.34	
	2965	POSPELOVA Svetlana	RUS	8	3	4	53.34	

LEGEND / LEGENDE

WR	World Record / Record du monde	Pos	Position / Posicion
OR	Olympic Record / Record olympique	Q	Qualified by Right / Qualifié direct
No	Number / Numéro	q	Qualified / Qualifié

**RESULTS SUMMARY****RECAPITULATIF DES RESULTATS****WOMEN'S 400M
ROUND 1****400 M - FEMMES
1ER TOUR**FRI 22 SEP 2000
VEN 22 SEPT 2000

OLYMPIC STADIUM

WR	47.60	KOCH Marita	GDR Canberra (AUS)	06/10/85	QUALIFICATION : First 3 in each heat(Q) and 8 fastest(q)
OR	48.25	PEREC Marie-Jose	FRA Atlanta (USA)	29/07/96	

Rank	No	Name	NOC Code	Heat	Lane / Order	Pos	Time
37	1181	WILLIAMS Tonique	BAH	6	7	6	53.43
38	3241	RURAK Olena	UKR	4	2	5	53.45
39	3338	COLLINS Michelle	USA	7	4	4	53.66
40	1461	PERICA Kristina	CRO	4	6	6	53.72
41	2352	BODRITSKAYA Svetlana	KAZ	2	5	6	53.91
42	1193	OXLEY Tanya	BAR	7	3	5	54.22
43	1293	GEORGIEVA Daniela	BUL	7	1	6	54.46
44	3177	BEN HASSINE Awatef	TUN	4	5	7	54.50
45	2479	LESFORIS Verneta	LCA	5	5	6	54.67
46	3453	BWALYA Lilian	ZAM	2	8	7	54.77
47	2413	LUNEVA Oksana	KGZ	1	8	6	54.98
48	2014	REGIS Hazel-Ann	GRN	1	7	7	55.11
49	3407	PISKUNOVA Elena	UZB	8	2	5	55.40
50	2703	MOONEY Ann	PNG	8	4	6	55.55
51	1218	KOJIC Dijana	BIH	7	2	7	55.61
52	1004	SHALA Klodiana	ALB	5	1	7	56.41
53	1548	DANIEL Marcia Fernanda	DMA	6	8	7	58.20
54	2610	FIGUEROA Maritza	NCA	2	7	8	58.82
55	3063	MOHAMED Awmima	SUD	7	5	8	1:02.94
56	2656	ALI GARBA Haissa	NIG	6	1	8	1:07.49
57	3045	HUSSEIN Safia Abukar	SOM	3	3	6	1:13.25
	3036	LANGERHOLC Brigita	SLO	8	7		DNS
	1761	PEREC Marie-Jose	FRA	5	3		DNS

LEGEND / LEGENDE

WR	World Record / Record du monde	Pos	Position / Posicion	DNS	Did Not Start / Non partant
OR	Olympic Record / Record olympique	Q	Qualified by Right / Qaulifié direct		
No	Number / Numéro	q	Qualified / Qualifié		

**RESULTS****RESULTATS****WOMEN'S 800M
FINAL
800 M - FEMMES
FINALE**

MON 25 SEP 2000

LUN 25 SEPT 2000

OLYMPIC STADIUM

WR	1:53.28	KRATOCHVILOVA J.	TCH Munich (FRG)	26/07/83
OR	1:53.43	OLIZARENKO Nadezhda	URS Moscow (URS)	27/02/80

Rank	No	Name	NOC Code	Date of Birth	Lane / Order	Result	
1	2588	MUTOLA Maria	MOZ	27 OCT 1972	6	1:56.15	SB
2	1151	GRAF Stephanie	AUT	26 APR 1973	5	1:56.64	NR
3	1831	HOLMES Kelly	GBR	19 APR 1970	3	1:56.80	SB
4	3036	LANGERHOLC Brigita	SLO	23 JUL 1976	8	1:58.51	NR
5	1533	FUCHSOVA Helena	CZE	3 JUN 1965	1	1:58.56	PB
6	1488	CALATAYUD Zulia	CUB	9 NOV 1979	7	1:58.66	PB
7	3335	CLARK Hazel	USA	3 OCT 1977	2	1:58.75	PB
8	2531	BENHASSI Hasna	MAR	1 JUN 1978	4	1:59.27	


Intermediate Times:

Distance	400m
No	1533
Split Time	55.04

LEGEND / LEGENDE

No	Number / Numéro	SB	Season Best / Meilleure perf. sai.
WR	World Record / Record du monde	NR	National Record / Record national
OR	Olympic Record / Record olympique	PB	Personal Best / Record personnel

The 2000 Sydney Olympic Games - 800m Women Final



Results Wind: no measurement

Rank	La	Bib Nu		Time	R_time
1.	6	2588	Mutola Maria	MOZ	1:56.15
2.	5	1151	Graf Stephanie	AUT	1:56.64
3.	3	1831	Holmes Kelly	GBR	1:56.80
4.	8	3036	Langerholc Brigita	SLO	1:58.51
5.	1	1533	Fuchsova Helena	CZE	1:58.56
6.	7	1488	Calatayud Zulia	CUB	1:58.66
7.	2	3335	Clark Hazel	USA	1:58.75
8.	4	2531	Benhassi Hasna	MAR	1:59.27

swatch+TIMING

Photo credit: © 2000 Swatch Timing Ltd.
 All rights reserved
 If this photo is used for any commercial purpose, layout and copy have to be submitted to any recognizable person prior to release. The producer does not assume any responsibility.



Start: 25. 9.2000 21:36:20.776 @483 Scan'O'Vision Color
 Print: 25. 9.2000 21:42:11 @487 Race ID: W800F100

TM © SOCOG 1996

**RESULTS****RESULTATS****WOMEN'S 800M
SEMIFINAL
800 M - FEMMES
DEMI-FINALE**SAT 23 SEP 2000
SAM 23 SEPT 2000

OLYMPIC STADIUM

WR	1:53.28	KRATOCHVILOVA J.	TCH Munich (FRG)	26/07/83	QUALIFICATION : First 3 in each heat(Q) and 2 fastest(q)
OR	1:53.43	OLIZARENKO Nadezhda	URS Moscow (URS)	27/02/80	

SEMIFINAL 1

Rank	No	Name	NOC Code	Date of Birth	Lane / Order	Result
1	2588	MUTOLA Maria	MOZ	27 OCT 1972	5	1:58.86 Q
2	2531	BENHASSI Hasna	MAR	1 JUN 1978	4	1:59.19 Q
3	1488	CALATAYUD Zulia	CUB	9 NOV 1979	2	1:59.30 Q PB
4	1122	LEWIS Tamsyn	AUS	20 JUL 1978	7	1:59.33
5	3362	MILES-CLARK Jearl	USA	4 SEP 1966	3	1:59.44
6	1906	GESELL Claudia	GER	18 DEC 1977	6	1:59.69
7	2288	HOWELL Charmaine	JAM	13 MAR 1975	8	2:00.63 PB
8	1630	MARTINEZ Mayte	ESP	17 MAY 1976	1	2:03.27

SEMIFINAL 2

Rank	No	Name	NOC Code	Date of Birth	Lane / Order	Result
1	1151	GRAF Stephanie	AUT	26 APR 1973	3	1:57.56 Q
2	1831	HOLMES Kelly	GBR	19 APR 1970	2	1:58.45 Q SB
3	1533	FUCHSOVA Helena	CZE	3 JUN 1965	4	1:58.82 Q SB
4	3036	LANGERHOLC Brigita	SLO	23 JUL 1976	1	1:59.05 q NR
5	3335	CLARK Hazel	USA	3 OCT 1977	6	1:59.12 q
6	2682	HODGKINSON Toni	NZL	12 DEC 1971	7	1:59.84
7	2959	MISTYUKEVICH Irina	RUS	17 JUN 1977	5	2:02.95
8	3336	CLARK Joetta	USA	1 AUG 1962	8	2:04.12

LEGEND / LEGENDE

No	Number / Numéro	Q	Qualified by Right / Qualifié direct	q	Qualified / Qualifié
WR	World Record / Record du monde	PB	Personal Best / Record personnel	NR	National Record / Record national
OR	Olympic Record / Record olympique	SB	Season Best / Meilleure perf. sai.		

**RESULTS SUMMARY****RECAPITULATIF DES RESULTATS****WOMEN'S 800M
SEMIFINAL****800 M - FEMMES
DEMI-FINALE**

SAT 23 SEP 2000

SAM 23 SEPT 2000

OLYMPIC STADIUM

WR	1:53.28	KRATOCHVILOVA J.	TCH Munich (FRG)	26/07/83	QUALIFICATION : First 3 in each heat(Q) and 2 fastest(q)
OR	1:53.43	OLIZARENKO Nadezhda	URS Moscow (URS)	27/02/80	

Rank	No	Name	NOC Code	Heat	Lane / Order	Pos	Time		
1	1151	GRAF Stephanie	AUT	2	3	1	1:57.56	Q	
2	1831	HOLMES Kelly	GBR	2	2	2	1:58.45	Q	SB
3	1533	FUCHSOVA Helena	CZE	2	4	3	1:58.82	Q	SB
4	2588	MUTOLA Maria	MOZ	1	5	1	1:58.86	Q	
5	3036	LANGERHOLC Brigita	SLO	2	1	4	1:59.05	q	NR
6	3335	CLARK Hazel	USA	2	6	5	1:59.12	q	
7	2531	BENHASSI Hasna	MAR	1	4	2	1:59.19	Q	
8	1488	CALATAYUD Zulia	CUB	1	2	3	1:59.30	Q	PB
9	1122	LEWIS Tamsyn	AUS	1	7	4	1:59.33		
10	3362	MILES-CLARK Jearl	USA	1	3	5	1:59.44		
11	1906	GESELL Claudia	GER	1	6	6	1:59.69		
12	2682	HODGKINSON Toni	NZL	2	7	6	1:59.84		
13	2288	HOWELL Charmaine	JAM	1	8	7	2:00.63		PB
14	2959	MISTYUKEVICH Irina	RUS	2	5	7	2:02.95		
15	1630	MARTINEZ Mayte	ESP	1	1	8	2:03.27		
16	3336	CLARK Joetta	USA	2	8	8	2:04.12		

LEGEND / LEGENDE

WR	World Record / Record du monde	Pos	Position / Posicion	q	Qualified / Qualifié
OR	Olympic Record / Record olympique	Q	Qualified by Right / Qualifié direct	NR	National Record / Record national
No	Number / Numéro	SB	Season Best / Meilleure perf. sai.	PB	Personal Best / Record personnel

**RESULTS****RESULTATS****WOMEN'S 800M
ROUND 1
800 M - FEMMES
1ER TOUR**FRI 22 SEP 2000
VEN 22 SEPT 2000

OLYMPIC STADIUM

WR	1:53.28	KRATOCHVILOVA J.	TCH Munich (FRG)	26/07/83	QUALIFICATION : First 2 in each heat(Q) and 6 fastest(q)
OR	1:53.43	OLIZARENKO Nadezhda	URS Moscow (URS)	27/02/80	

HEAT 1

Rank	No	Name	NOC Code	Date of Birth	Lane / Order	Result	
1	2588	MUTOLA Maria	MOZ	27 OCT 1972	5	1:59.88	Q
2	1122	LEWIS Tamsyn	AUS	20 JUL 1978	3	2:00.23	Q
3	2531	BENHASSI Hasna	MAR	1 JUN 1978	8	2:00.50	q
4	1236	DUKHNOVA Natalya	BLR	16 JUL 1966	1	2:03.20	
5	3191	BIRUNGI Grace	UGA	10 OCT 1973	6	2:03.32	
6	3225	BUZHENKO Olena	UKR	16 NOV 1972	7	2:03.48	
7	1002	HUNT Florencia	AHO	14 MAY 1978	4	2:03.78	NR
8	3149	BANASSO Direma	TOG	29 NOV 1985	2	2:13.67	PB

HEAT 2

Rank	No	Name	NOC Code	Date of Birth	Lane / Order	Result	
1	3362	MILES-CLARK Jearl	USA	4 SEP 1966	3	2:01.79	Q
2	3036	LANGERHOLC Brigita	SLO	23 JUL 1976	7	2:01.89	Q
3	2968	RASPOPOVA Olga	RUS	27 DEC 1978	1	2:01.95	
4	3082	VRIESDE Letitia	SUR	5 OCT 1964	2	2:02.09	
5	2530	AIT HAMMOU Mina	MAR	18 JUL 1978	5	2:03.25	
6	1357	TSIBA Leontine	CGO	20 NOV 1973	6	2:04.08	NR
7	2824	IAGAR Elena	ROM	16 JAN 1975	8	2:07.56	
8	1546	WAIS Roda Ali	DJI	14 AUG 1984	4	2:31.71	

HEAT 3

Rank	No	Name	NOC Code	Date of Birth	Lane / Order	Result	
1	1630	MARTINEZ Mayte	ESP	17 MAY 1976	3	1:59.60	Q PB
2	2959	MISTYUKEVICH Irina	RUS	17 JUN 1977	6	1:59.73	Q
3	1488	CALATAYUD Zulia	CUB	9 NOV 1979	8	2:00.18	q
4	3336	CLARK Joetta	USA	1 AUG 1962	4	2:00.19	q
5	2288	HOWELL Charmaine	JAM	13 MAR 1975	7	2:01.14	q
6	2992	MUKAMUTESI Christine	RWA	24 DEC 1983	5	2:14.15	
7	1852	CAPE Anhel	GBS	14 MAY 1978	1	2:17.05	
	1532	FORMANOVA Ludmila	CZE	2 JAN 1974	2	DNF	

LEGEND / LEGENDE

No	Number / Numéro	Q	Qualified by Right / Qualifié direct	PB	Personal Best / Record personnel
WR	World Record / Record du monde	q	Qualified / Qualifié	DNF	Did Not Finish / Abandon
OR	Olympic Record / Record olympique	NR	National Record / Record national		

**RESULTS****RESULTATS****WOMEN'S 800M
ROUND 1
800 M - FEMMES
1ER TOUR**FRI 22 SEP 2000
VEN 22 SEPT 2000

OLYMPIC STADIUM

WR	1:53.28	KRATOCHVILOVA J.	TCH Munich (FRG)	26/07/83	QUALIFICATION : First 2 in each heat(Q) and 6 fastest(q)
OR	1:53.43	OLIZARENKO Nadezhda	URS Moscow (URS)	27/02/80	

HEAT 4

Rank	No	Name	NOC Code	Date of Birth	Lane / Order	Result
1	1831	HOLMES Kelly	GBR	19 APR 1970	6	2:01.76 Q
2	3335	CLARK Hazel	USA	3 OCT 1977	5	2:01.99 Q
3	2982	TSYGANOVA Natalya	RUS	7 FEB 1971	8	2:02.26
4	1211	STALS Sandra	BEL	5 JUN 1975	4	2:02.33
5	1099	ANDREWS Susan	AUS	26 MAY 1971	1	2:03.31
6	2464	LATVE Irina	LAT	26 AUG 1981	2	2:06.05
7	1030	CASSINDA Delfina	ANG	6 JAN 1980	3	2:15.02

HEAT 5

Rank	No	Name	NOC Code	Date of Birth	Lane / Order	Result
1	1151	GRAF Stephanie	AUT	26 APR 1973	1	1:58.39 Q
2	1906	GESELL Claudia	GER	18 DEC 1977	2	1:58.56 Q
3	1533	FUCHSOVA Helena	CZE	3 JUN 1965	4	1:58.97 q SB
4	2682	HODGKINSON Toni	NZL	12 DEC 1971	7	1:59.37 q
5	1837	MODAHL Diane	GBR	17 JUN 1966	5	2:02.41
6	1773	NJIE Adama	GAM	7 FEB 1978	6	2:07.90 SB
7	1046	NASILYAN Anna	ARM	6 SEP 1980	8	2:14.86
	2589	PAULINO Tina	MOZ	7 JUL 1973	3	DNS

LEGEND / LEGENDE

No	Number / Numéro	Q	Qualified by Right / Qualifié direct	PB	Personal Best / Record personnel	DNS	Did Not Start / Non partant
WR	World Record / Record du monde	q	Qualified / Qualifié	DNF	Did Not Finish / Abandon		
OR	Olympic Record / Record olympique	NR	National Record / Record national	SB	Season Best / Meilleure perf. sai.		

**RESULTS SUMMARY****RECAPITULATIF DES RESULTATS****WOMEN'S 800M
ROUND 1
800 M - FEMMES
1ER TOUR**FRI 22 SEP 2000
VEN 22 SEPT 2000

OLYMPIC STADIUM

WR	1:53.28	KRATOCHVILOVA J.	TCH Munich (FRG)	26/07/83	QUALIFICATION : First 2 in each heat(Q) and 6 fastest(q)
OR	1:53.43	OLIZARENKO Nadezhda	URS Moscow (URS)	27/02/80	

Rank	No	Name	NOC Code	Heat	Lane / Order	Pos	Time		
1	1151	GRAF Stephanie	AUT	5	1	1	1:58.39	Q	
2	1906	GESELL Claudia	GER	5	2	2	1:58.56	Q	
3	1533	FUCHSOVA Helena	CZE	5	4	3	1:58.97	q	SB
4	2682	HODGKINSON Toni	NZL	5	7	4	1:59.37	q	
5	1630	MARTINEZ Mayte	ESP	3	3	1	1:59.60	Q	PB
6	2959	MISTYUKEVICH Irina	RUS	3	6	2	1:59.73	Q	
7	2588	MUTOLA Maria	MOZ	1	5	1	1:59.88	Q	
8	1488	CALATAYUD Zulia	CUB	3	8	3	2:00.18	q	
9	3336	CLARK Joetta	USA	3	4	4	2:00.19	q	
10	1122	LEWIS Tamsyn	AUS	1	3	2	2:00.23	Q	
11	2531	BENHASSI Hasna	MAR	1	8	3	2:00.50	q	
12	2288	HOWELL Charmaine	JAM	3	7	5	2:01.14	q	
13	1831	HOLMES Kelly	GBR	4	6	1	2:01.76	Q	
14	3362	MILES-CLARK Jearl	USA	2	3	1	2:01.79	Q	
15	3036	LANGERHOLC Brigita	SLO	2	7	2	2:01.89	Q	
16	2968	RASPOPOVA Olga	RUS	2	1	3	2:01.95		
17	3335	CLARK Hazel	USA	4	5	2	2:01.99	Q	
18	3082	VRIESDE Letitia	SUR	2	2	4	2:02.09		
19	2982	TSYGANOVA Natalya	RUS	4	8	3	2:02.26		
20	1211	STALS Sandra	BEL	4	4	4	2:02.33		
21	1837	MODAHL Diane	GBR	5	5	5	2:02.41		
22	1236	DUKHOVA Natalya	BLR	1	1	4	2:03.20		
23	2530	AIT HAMMOU Mina	MAR	2	5	5	2:03.25		
24	1099	ANDREWS Susan	AUS	4	1	5	2:03.31		
25	3191	BIRUNGI Grace	UGA	1	6	5	2:03.32		
26	3225	BUZHENKO Olena	UKR	1	7	6	2:03.48		
27	1002	HUNT Florencia	AHO	1	4	7	2:03.78		NR
28	1357	TSIBA Leontine	CGO	2	6	6	2:04.08		NR
29	2464	LATVE Irina	LAT	4	2	6	2:06.05		
30	2824	IAGAR Elena	ROM	2	8	7	2:07.56		
31	1773	NJIE Adama	GAM	5	6	6	2:07.90		SB
32	3149	BANASSO Direma	TOG	1	2	8	2:13.67		PB
33	2992	MUKAMUTESI Christine	RWA	3	5	6	2:14.15		
34	1046	NASILYAN Anna	ARM	5	8	7	2:14.86		
35	1030	CASSINDA Delfina	ANG	4	3	7	2:15.02		
36	1852	CAPE Anhel	GBS	3	1	7	2:17.05		

LEGEND / LEGENDE

WR	World Record / Record du monde	Pos	Position / Posicion	SB	Season Best / Meilleure perf. sai.
OR	Olympic Record / Record olympique	Q	Qualified by Right / Qualifié direct	PB	Personal Best / Record personnel
No	Number / Numéro	q	Qualified / Qualifié	NR	National Record / Record national

ATHLETISME
Athletics
ATHLETISME
Athletics
ATHLETISME
Athletics
ATHLETISME
Athletics
ATHLETISME
Athletics

**RESULTS SUMMARY****RECAPITULATIF DES RESULTATS****WOMEN'S 800M
ROUND 1****800 M - FEMMES
1ER TOUR**FRI 22 SEP 2000
VEN 22 SEPT 2000

OLYMPIC STADIUM

WR	1:53.28	KRATOCHVILOVA J.	TCH Munich (FRG)	26/07/83	QUALIFICATION : First 2 in each heat(Q) and 6 fastest(q)
OR	1:53.43	OLIZARENKO Nadezhda	URS Moscow (URS)	27/02/80	

Rank	No	Name	NOC Code	Heat	Lane / Order	Pos	Time
37	1546	WAIS Roda Ali	DJI	2	4	8	2:31.71
	1532	FORMANOVA Ludmila	CZE	3	2		DNF
	2589	PAULINO Tina	MOZ	5	3		DNS

ATHLETISME

Athletics

ATHLETISME

Athletics

ATHLETISME

Athletics

ATHLETISME

Athletics

LEGEND / LEGENDE

WR	World Record / Record du monde	Pos	Position / Posicion	SB	Season Best / Meilleure perf. sai.	DNF	Did Not Finish / Abandon
OR	Olympic Record / Record olympique	Q	Qualified by Right / Qualifié direct	PB	Personal Best / Record personnel	DNS	Did Not Start / Non partant
No	Number / Numéro	q	Qualified / Qualifié	NR	National Record / Record national		

**RESULTS****RESULTATS**

**WOMEN'S 1500M
FINAL**
**1 500 M - FEMMES
FINALE**



SAT 30 SEP 2000
SAM 30 SEPT 2000

OLYMPIC STADIUM

WR	3:50.46	QU Yunxia	CHN Beijing (CHN)	11/09/93
OR	3:53.96	IVAN Paula	ROM Seoul (KOR)	01/10/88

Rank	No	Name	NOC Code	Date of Birth	Lane / Order	Result
1	1024	MERAH-BENIDA Nouria	ALG	19 OCT 1970	8	4:05.10
2	2833	SZEKELY Violeta	ROM	26 MAR 1965	4	4:05.15
3	2832	SZABO Gabriela	ROM	14 NOV 1975	11	4:05.27
4	1668	DULECHA Kutre	ETH	22 AUG 1978	5	4:05.33
5	2730	CHOJECKA Lidia	POL	25 JAN 1977	2	4:06.42
6	2733	JAKUBCZAK Anna	POL	2 FEB 1973	9	4:06.49 SB
7	1831	HOLMES Kelly	GBR	19 APR 1970	12	4:08.02
8	3375	RUNYAN Marla	USA	4 JAN 1969	10	4:08.30
9	3077	FISCHER Sabine	SUI	29 JUN 1973	7	4:08.84
10	2778	SACRAMENTO Carla	POR	10 DEC 1971	1	4:11.15
11	1846	TULLETT Hayley	GBR	17 FEB 1973	6	4:22.29
12	3348	FAVOR HAMILTON Suzy	USA	8 AUG 1968	3	4:23.05

Intermediate Times:

Distance	400m	800m	1200m
No	3375	3348	2778
Split Time	1:10.56	2:15.93	3:17.85


Sunny Humidity : 21%
Air Temp.: 25°C/ 77°F
Wind : 22 km/h W

LEGEND / LEGENDE

No Number / Numéro **SB** Season Best / Meilleure perf. sai.
WR World Record / Record du monde
OR Olympic Record / Record olympique

ATHLETISME
Athletics
ATHLETISME
Athletics
ATHLETISME
Athletics
ATHLETISME
Athletics

The 2000 Sydney Olympic Games - 1500m Women Final



Results Wind: no measurement

Rank	La	Bib Nu		Time	R_time
1.	8	1024	Merah-Benida Nouria	ALC	4:05.10
2.	4	2833	Szekely Violeta	ROM	4:05.15
3.	11	2832	Szabo Gabriela	ROM	4:05.27
4.	5	1668	Dulecha Kutre	ETH	4:05.33
5.	2	2730	Chojecka Lidia	POL	4:06.42
6.	9	2733	Jakubczak Anna	POL	4:06.49
7.	12	1831	Holmes Kelly	GBR	4:08.02
8.	10	3375	Runyan Marla	USA	4:08.30
9.	7	3077	Fischer Sabine	SUI	4:08.84

Start: 30. 9.2000 20:20:01.955 @430
 Print: 30. 9.2000 20:28:05 @436

Scan'O'Vision Color
 Race ID: W1K5F100

swatch  **TIMING**

Photo credit: © 2000 Swatch Timing Ltd.

All rights reserved

If this photo is used for any commercial purpose, layout and copy have to be submitted to any recognizable person prior to release.

The producer does not assume any responsibility.



TM © SOCOG 1996

**RESULTS****RESULTATS****WOMEN'S 1500M
SEMIFINAL****1 500 M - FEMMES
DEMI-FINALE**

THU 28 SEP 2000

JEU 28 SEPT 2000

OLYMPIC STADIUM

WR	3:50.46	QU Yunxia	CHN Beijing (CHN)	11/09/93	QUALIFICATION : First 5 in each heat(Q) and 2 fastest(q)
OR	3:53.96	IVAN Paula	ROM Seoul (KOR)	01/10/88	

SEMIFINAL 1

Rank	No	Name	NOC Code	Date of Birth	Lane / Order	Result
1	1024	MERAH-BENIDA Nouria	ALG	19 OCT 1970	6	4:05.24 Q
2	3348	FAVOR HAMILTON Suzy	USA	8 AUG 1968	2	4:05.25 Q
3	1846	TULLETT Hayley	GBR	17 FEB 1973	1	4:05.34 Q
4	1831	HOLMES Kelly	GBR	19 APR 1970	10	4:05.35 Q SB
5	2730	CHOJECKA Lidia	POL	25 JAN 1977	12	4:05.78 Q
6	3375	RUNYAN Marla	USA	4 JAN 1969	11	4:06.14 q SB
7	3077	FISCHER Sabine	SUI	29 JUN 1973	4	4:06.67 q
8	1106	CROWLEY Margaret	AUS	24 MAY 1967	3	4:09.16
9	2969	ROGACHOVA Lyudmila	RUS	30 OCT 1966	5	4:09.18
10	1623	FERNANDEZ Nuria	ESP	16 AUG 1976	9	4:10.92
11	2494	KRAKOVIK Irina	LTU	16 NOV 1977	8	4:14.57
12	2824	IAGAR Elena	ROM	16 JAN 1975	7	4:14.75

SEMIFINAL 2

Rank	No	Name	NOC Code	Date of Birth	Lane / Order	Result
1	2833	SZEKELY Violeta	ROM	26 MAR 1965	8	4:06.60 Q
2	1668	DULECHA Kutre	ETH	22 AUG 1978	3	4:06.78 Q
3	2733	JAKUBCZAK Anna	POL	2 FEB 1973	11	4:07.03 Q SB
4	2832	SZABO Gabriela	ROM	14 NOV 1975	12	4:07.38 Q
5	2778	SACRAMENTO Carla	POR	10 DEC 1971	7	4:07.65 Q
6	1209	DEJAEGHERE Veerle	BEL	1 AUG 1973	2	4:07.87
7	2536	OUAZIZ Seloua	MAR	27 JUL 1974	6	4:09.11
8	3183	AYHAN Sureyya	TUR	6 SEP 1978	10	4:09.42
9	1840	PATTINSON Helen	GBR	2 JAN 1974	4	4:09.60
10	1102	CLARKE Georgie	AUS	17 JUN 1984	1	4:10.99
11	2289	HYMAN Mardrea	JAM	22 DEC 1972	5	4:14.20
12	3080	WEYERMANN Anita	SUI	8 DEC 1977	9	4:30.80

Cloudy

Humidity : 72%

Air Temp.: 21°C/ 70°F

Wind : 15 km/h E

LEGEND / LEGENDE

No	Number / Numéro	Q	Qualified by Right / Qualifié direct
WR	World Record / Record du monde	SB	Season Best / Meilleure perf. sai.
OR	Olympic Record / Record olympique	q	Qualified / Qualifié

**RESULTS SUMMARY****RECAPITULATIF DES RESULTATS****WOMEN'S 1500M
SEMIFINAL****1 500 M - FEMMES
DEMI-FINALE**

THU 28 SEP 2000

JEU 28 SEPT 2000

OLYMPIC STADIUM

WR	3:50.46	QU Yunxia	CHN Beijing (CHN)	11/09/93	QUALIFICATION : First 5 in each heat(Q) and 2 fastest(q)
OR	3:53.96	IVAN Paula	ROM Seoul (KOR)	01/10/88	

Rank	No	Name	NOC Code	Heat	Lane / Order	Pos	Time	
1	1024	MERAH-BENIDA Nouria	ALG	1	6	1	4:05.24	Q
2	3348	FAVOR HAMILTON Suzy	USA	1	2	2	4:05.25	Q
3	1846	TULLETT Hayley	GBR	1	1	3	4:05.34	Q
4	1831	HOLMES Kelly	GBR	1	10	4	4:05.35	Q SB
5	2730	CHOJECKA Lidia	POL	1	12	5	4:05.78	Q
6	3375	RUNYAN Marla	USA	1	11	6	4:06.14	q SB
7	2833	SZEKELY Violeta	ROM	2	8	1	4:06.60	Q
8	3077	FISCHER Sabine	SUI	1	4	7	4:06.67	q
9	1668	DULECHA Kutre	ETH	2	3	2	4:06.78	Q
10	2733	JAKUBCZAK Anna	POL	2	11	3	4:07.03	Q SB
11	2832	SZABO Gabriela	ROM	2	12	4	4:07.38	Q
12	2778	SACRAMENTO Carla	POR	2	7	5	4:07.65	Q
13	1209	DEJAEGHERE Veerle	BEL	2	2	6	4:07.87	
14	2536	OUAZIZ Seloua	MAR	2	6	7	4:09.11	
15	1106	CROWLEY Margaret	AUS	1	3	8	4:09.16	
16	2969	ROGACHOVA Lyudmila	RUS	1	5	9	4:09.18	
17	3183	AYHAN Sureyya	TUR	2	10	8	4:09.42	
18	1840	PATTINSON Helen	GBR	2	4	9	4:09.60	
19	1623	FERNANDEZ Nuria	ESP	1	9	10	4:10.92	
20	1102	CLARKE Georgie	AUS	2	1	10	4:10.99	
21	2289	HYMAN Mardrea	JAM	2	5	11	4:14.20	
22	2494	KRAKOVIAK Irina	LTU	1	8	11	4:14.57	
23	2824	IAGAR Elena	ROM	1	7	12	4:14.75	
24	3080	WEYERMANN Anita	SUI	2	9	12	4:30.80	

LEGEND / LEGENDE

WR	World Record / Record du monde	Pos	Position / Posicion	q	Qualified / Qualifié
OR	Olympic Record / Record olympique	Q	Qualified by Right / Qualifié direct		
No	Number / Numéro	SB	Season Best / Meilleure perf. sai.		

**RESULTS****RESULTATS****WOMEN'S 1500M
ROUND 1****1 500 M - FEMMES
1ER TOUR**

WED 27 SEP 2000

MER 27 SEPT 2000

OLYMPIC STADIUM

WR	3:50.46	QU Yunxia	CHN Beijing (CHN)	11/09/93	QUALIFICATION : First 6 in each heat(Q) and 6 fastest(q)
OR	3:53.96	IVAN Paula	ROM Seoul (KOR)	01/10/88	

HEAT 1

Rank	No	Name	NOC Code	Date of Birth	Lane / Order	Result
1	3348	FAVOR HAMILTON Suzy	USA	8 AUG 1968	15	4:08.08 Q
2	2733	JAKUBCZAK Anna	POL	2 FEB 1973	1	4:08.13 Q
3	2832	SZABO Gabriela	ROM	14 NOV 1975	14	4:08.33 Q
4	3183	AYHAN Sureyya	TUR	6 SEP 1978	5	4:08.37 Q
5	2778	SACRAMENTO Carla	POR	10 DEC 1971	12	4:08.41 Q
6	1840	PATTINSON Helen	GBR	2 JAN 1974	7	4:08.80 Q
7	1106	CROWLEY Margaret	AUS	24 MAY 1967	13	4:08.85 q
8	3080	WEYERMANN Anita	SUI	8 DEC 1977	6	4:09.28 q
9	2969	ROGACHOVA Lyudmila	RUS	30 OCT 1966	9	4:09.81 q
10	2289	HYMAN Mardrea	JAM	22 DEC 1972	4	4:10.21 q
11	1672	NEGUSSIE Abebech	ETH	27 MAY 1983	2	4:15.52
12	3461	SAKARA Julia	ZIM	12 JUL 1969	3	4:21.94
13	3233	KRYVOBOK Tetyana	UKR	17 JAN 1972	11	4:22.11
14	2691	HIDAYAT Shazia	PAK	4 APR 1976	8	5:07.17
	1347	PELLS Leah	CAN	9 NOV 1964	10	DNF

HEAT 2

Rank	No	Name	NOC Code	Date of Birth	Lane / Order	Result
1	2833	SZEKELY Violeta	ROM	26 MAR 1965	11	4:10.18 Q
2	2730	CHOJECKA Lidia	POL	25 JAN 1977	10	4:10.34 Q
3	1831	HOLMES Kelly	GBR	19 APR 1970	6	4:10.38 Q
4	1209	DEJAEGHERE Veerle	BEL	1 AUG 1973	2	4:10.68 Q
5	3077	FISCHER Sabine	SUI	29 JUN 1973	13	4:10.78 Q
6	2536	OUAZIZ Seloua	MAR	27 JUL 1974	8	4:10.82 Q
7	3375	RUNYAN Marla	USA	4 JAN 1969	3	4:10.83 q
8	1102	CLARKE Georgie	AUS	17 JUN 1984	1	4:11.74 q
9	2682	HODGKINSON Toni	NZL	12 DEC 1971	9	4:12.59
10	2403	MUGO Naomi	KEN	2 JAN 1977	7	4:13.18
11	1674	SIDELIL Hareg	ETH	20 APR 1981	5	4:14.05
12	1640	RODRIGUEZ Natalia	ESP	2 JUN 1979	4	4:22.82
13	2582	KULESKA Daniela	MKD	13 APR 1981	14	4:33.50
	2958	MASTERKOVA Svetlana	RUS	17 JAN 1968	12	DNF

LEGEND / LEGENDE

No	Number / Numéro	Q	Qualified by Right / Qualifié direct
WR	World Record / Record du monde	q	Qualified / Qualifié
OR	Olympic Record / Record olympique	DNF	Did Not Finish / Abandon



RESULTS

RESULTATS

WOMEN'S 1500M
ROUND 1

1 500 M - FEMMES
1ER TOUR



WED 27 SEP 2000

MER 27 SEPT 2000

OLYMPIC STADIUM

WR	3:50.46	QU Yunxia	CHN Beijing (CHN)	11/09/93	QUALIFICATION : First 6 in each heat(Q) and 6 fastest(q)
OR	3:53.96	IVAN Paula	ROM Seoul (KOR)	01/10/88	

HEAT 3

Rank	No	Name	NOC Code	Date of Birth	Lane / Order	Result
1	1668	DULECHA Kutre	ETH	22 AUG 1978	4	4:09.88 Q
2	1024	MERAH-BENIDA Nouria	ALG	19 OCT 1970	1	4:10.24 Q
3	1846	TULLETT Hayley	GBR	17 FEB 1973	5	4:10.58 Q
4	2824	IAGAR Elena	ROM	16 JAN 1975	8	4:11.35 Q
5	1623	FERNANDEZ Nuria	ESP	16 AUG 1976	13	4:11.46 Q
6	2494	KRAKOVIK Irina	LTU	16 NOV 1977	6	4:11.57 Q
7	2147	DELAHUNTY Sinead	IRL	12 FEB 1971	14	4:11.75
8	3179	LANOUAR Fatma	TUN	14 MAR 1978	11	4:11.87
9	3340	CULPEPPER Shayne	USA	12 MAR 1973	12	4:12.52
10	2934	GORELOVA Natalya	RUS	18 APR 1973	9	4:12.84
11	1120	JAMIESON Sarah	AUS	24 MAR 1975	3	4:12.90
12	3034	JAVORNIK Helena	SLO	26 MAR 1966	10	4:18.18
13	1028	FELIPO Silvia	AND	4 FEB 1967	2	4:45.32
	2531	BENHASSI Hasna	MAR	1 JUN 1978	7	DNS

LEGEND / LEGENDE

No	Number / Numéro	Q	Qualified by Right / Qualifié direct	DNS	Did Not Start / Non partant
WR	World Record / Record du monde	q	Qualified / Qualifié		
OR	Olympic Record / Record olympique	DNF	Did Not Finish / Abandon		

ATHLETISME
Athletics
ATHLETISME
Athletics
ATHLETISME
Athletics
ATHLETISME
Athletics



RESULTS SUMMARY

RECAPITULATIF DES RESULTATS

WOMEN'S 1500M
ROUND 11 500 M - FEMMES
1ER TOUR

WED 27 SEP 2000

MER 27 SEPT 2000

OLYMPIC STADIUM

WR	3:50.46	QU Yunxia	CHN Beijing (CHN)	11/09/93	QUALIFICATION : First 6 in each heat(Q) and 6 fastest(q)
OR	3:53.96	IVAN Paula	ROM Seoul (KOR)	01/10/88	

Rank	No	Name	NOC Code	Heat	Lane / Order	Pos	Time	
1	3348	FAVOR HAMILTON Suzy	USA	1	15	1	4:08.08	Q
2	2733	JAKUBCZAK Anna	POL	1	1	2	4:08.13	Q
3	2832	SZABO Gabriela	ROM	1	14	3	4:08.33	Q
4	3183	AYHAN Sureyya	TUR	1	5	4	4:08.37	Q
5	2778	SACRAMENTO Carla	POR	1	12	5	4:08.41	Q
6	1840	PATTINSON Helen	GBR	1	7	6	4:08.80	Q
7	1106	CROWLEY Margaret	AUS	1	13	7	4:08.85	q
8	3080	WEYERMANN Anita	SUI	1	6	8	4:09.28	q
9	2969	ROGACHOVA Lyudmila	RUS	1	9	9	4:09.81	q
10	1668	DULECHA Kutre	ETH	3	4	1	4:09.88	Q
11	2833	SZEKELY Violeta	ROM	2	11	1	4:10.18	Q
12	2289	HYMAN Mardrea	JAM	1	4	10	4:10.21	q
13	1024	MERAH-BENIDA Nouria	ALG	3	1	2	4:10.24	Q
14	2730	CHOJECKA Lidia	POL	2	10	2	4:10.34	Q
15	1831	HOLMES Kelly	GBR	2	6	3	4:10.38	Q
16	1846	TULLETT Hayley	GBR	3	5	3	4:10.58	Q
17	1209	DEJAEGHERE Veerle	BEL	2	2	4	4:10.68	Q
18	3077	FISCHER Sabine	SUI	2	13	5	4:10.78	Q
19	2536	OUAZIZ Seloua	MAR	2	8	6	4:10.82	Q
20	3375	RUNYAN Marla	USA	2	3	7	4:10.83	q
21	2824	IAGAR Elena	ROM	3	8	4	4:11.35	Q
22	1623	FERNANDEZ Nuria	ESP	3	13	5	4:11.46	Q
23	2494	KRAKOVIAK Irina	LTU	3	6	6	4:11.57	Q
24	1102	CLARKE Georgie	AUS	2	1	8	4:11.74	q
25	2147	DELAHUNTY Sinead	IRL	3	14	7	4:11.75	
26	3179	LANOUAR Fatma	TUN	3	11	8	4:11.87	
27	3340	CULPEPPER Shayne	USA	3	12	9	4:12.52	
28	2682	HODGKINSON Toni	NZL	2	9	9	4:12.59	
29	2934	GORELOVA Natalya	RUS	3	9	10	4:12.84	
30	1120	JAMIESON Sarah	AUS	3	3	11	4:12.90	
31	2403	MUGO Naomi	KEN	2	7	10	4:13.18	
32	1674	SIDELIL Hareg	ETH	2	5	11	4:14.05	
33	1672	NEGUSSIE Abebech	ETH	1	2	11	4:15.52	
34	3034	JAVORNIK Helena	SLO	3	10	12	4:18.18	
35	3461	SAKARA Julia	ZIM	1	3	12	4:21.94	
36	3233	KRYVOBOK Tetyana	UKR	1	11	13	4:22.11	

LEGEND / LEGENDE

WR	World Record / Record du monde	Pos	Position / Posicion
OR	Olympic Record / Record olympique	Q	Qualified by Right / Qualifié direct
No	Number / Numéro	q	Qualified / Qualifié

**RESULTS SUMMARY****WOMEN'S 1500M
ROUND 1****1 500 M - FEMMES
1ER TOUR****RECAPITULATIF DES RESULTATS**

WED 27 SEP 2000

OLYMPIC STADIUM

MER 27 SEPT 2000

WR	3:50.46	QU Yunxia	CHN Beijing (CHN)	11/09/93	QUALIFICATION : First 6 in each heat(Q) and 6 fastest(q)
OR	3:53.96	IVAN Paula	ROM Seoul (KOR)	01/10/88	

Rank	No	Name	NOC Code	Heat	Lane / Order	Pos	Time
37	1640	RODRIGUEZ Natalia	ESP	2	4	12	4:22.82
38	2582	KULESKA Daniela	MKD	2	14	13	4:33.50
39	1028	FELIPO Silvia	AND	3	2	13	4:45.32
40	2691	HIDAYAT Shazia	PAK	1	8	14	5:07.17
	2958	MASTERKOVA Svetlana	RUS	2	12		DNF
	1347	PELLS Leah	CAN	1	10		DNF
	2531	BENHASSI Hasna	MAR	3	7		DNS

LEGEND / LEGENDE

WR	World Record / Record du monde	Pos	Position / Posicion	DNF	Did Not Finish / Abandon
OR	Olympic Record / Record olympique	Q	Qualified by Right / Qaulifié direct	DNS	Did Not Start / Non partant
No	Number / Numéro	q	Qualified / Qualifié		

**RESULTS****RESULTATS**

**WOMEN'S 5000M
FINAL**
**5 000 M - FEMMES
FINALE**



MON 25 SEP 2000

LUN 25 SEPT 2000

OLYMPIC STADIUM

WR	14:28.09	JIANG Bo	CHN Shanghai (CHN)	23/10/97
OR	14:59.88	WANG Junxia	CHN Atlanta (USA)	28/07/96

Rank	No	Name	NOC Code	Date of Birth	Lane / Order	Result	
1	2832	SZABO Gabriela	ROM	14 NOV 1975	10	14:40.79	OR
2	2155	O'SULLIVAN Sonia	IRL	28 NOV 1969	7	14:41.02	NR
3	1676	WAMI Gete	ETH	11 DEC 1974	11	14:42.23	
4	1677	WORKU Ayelech	ETH	12 JUN 1979	14	14:42.67	
5	1915	MIKITENKO Irina	GER	23 AUG 1972	1	14:43.59	SB
6	2398	CHEROMEI Lydia	KEN	11 MAY 1977	15	14:47.35	PB
7	1671	KIDANE Worknesh	ETH	21 NOV 1981	2	14:47.40	PB
8	2985	YEGOROVA Olga	RUS	28 MAR 1972	12	14:50.31	
9	2459	CELNOVA-PROKOPCUKA Jelena	LAT	21 SEP 1976	6	14:55.46	
10	1296	YORDANOVA Daniela	BUL	8 MAR 1976	5	14:56.95	NR
11	2399	CHERUIYOT Rose	KEN	21 JUL 1976	13	14:58.07	
12	1841	PAVEY Jo	GBR	20 SEP 1973	3	14:58.27	PB

Intermediate Times:

Distance	1000m	2000m	3000m	4000m
No	2832	1676	1676	1671
Split Time	3:03.84	5:57.33	8:58.33	11:53.60

LEGEND / LEGENDE

No	Number / Numéro	NR	National Record / Record national
WR	World Record / Record du monde	SB	Season Best / Meilleure perf. sai.
OR	Olympic Record / Record olympique	PB	Personal Best / Record personnel

**RESULTS****RESULTATS****WOMEN'S 5000M
FINAL
5 000 M - FEMMES
FINALE**

MON 25 SEP 2000

LUN 25 SEPT 2000

OLYMPIC STADIUM


WR	14:28.09	JIANG Bo	CHN Shanghai (CHN)	23/10/97
OR	14:59.88	WANG Junxia	CHN Atlanta (USA)	28/07/96

Rank	No	Name	NOC Code	Date of Birth	Lane / Order	Result
13	2980	TOMASHOVA Tatyana	RUS	1 JUL 1975	4	15:01.28
14	2400	CHERUIYOT Vivian	KEN	11 SEP 1983	8	15:33.66
	3441	JEVTIC Olivera	YUG	24 JUL 1977	9	DNF

LEGEND / LEGENDE

No	Number / Numéro	NR	National Record / Record national	DNF	Did Not Finish / Abandon
WR	World Record / Record du monde	SB	Season Best / Meilleure perf. sai.		
OR	Olympic Record / Record olympique	PB	Personal Best / Record personnel		

The 2000 Sydney Olympic Games - 5000m Women Final



Results						Wind : no measurement	
Rank	La	Bib Nu		Time	R time		
1.	10	2832	Szabo Gabriela	ROM	14:40.79		
2.	7	2155	O'Sullivan Sonia	IRL	14:41.02		
3.	11	1676	Wami Gete	ETH	14:42.23		
4.	14	1677	Worku Ayelech	ETH	14:42.67		
5.	1	1915	Mikitenko Irina	GER	14:43.59		
6.	15	2398	Cheromei Lydia	KEN	14:47.35		
7.	2	1671	Kidane Worknesh	ETH	14:47.40		
8.	12	2985	Yegorova Olga	RUS	14:50.31		
9.	6	2459	Celnova-Prokopc Jelena	LAT	14:55.46		

Start: 25. 9.2000 20:56:55.595 @456
 Print: 25. 9.2000 21:16:59 @470

Scan'O'Vision Color
 Race ID: W5K0F100

swatch+TIMING

Photo credit: © 2000 Swatch Timing Ltd.
 All rights reserved
 If this photo is used for any commercial purpose, layout and copy have to be submitted to any recognizable person prior to release. The producer does not assume any responsibility.



TM © SOCOG 1996

**RESULTS****RESULTATS****WOMEN'S 5000M
ROUND 1****5 000 M - FEMMES
1ER TOUR**FRI 22 SEP 2000
VEN 22 SEPT 2000

OLYMPIC STADIUM

WR	14:28.09	JIANG Bo	CHN Shanghai (CHN)	23/10/97	QUALIFICATION : First 4 in each heat(Q) and 3 fastest(q)
OR	14:59.88	WANG Junxia	CHN Atlanta (USA)	28/07/96	

HEAT 1

Rank	No	Name	NOC Code	Date of Birth	Lane / Order	Result	
1	2155	O'SULLIVAN Sonia	IRL	28 NOV 1969	12	15:07.91	Q SB
2	1841	PAVEY Jo	GBR	20 SEP 1973	6	15:08.82	Q PB
3	1676	WAMI Gete	ETH	11 DEC 1974	2	15:08.92	Q
4	2398	CHEROMEI Lydia	KEN	11 MAY 1977	8	15:09.32	Q
5	1296	YORDANOVA Daniela	BUL	8 MAR 1976	3	15:10.08	q NR
6	1142	WILLIS Benita	AUS	6 MAY 1979	13	15:21.37	PB
7	3345	DRYER Elva	USA	26 SEP 1971	9	15:23.99	
8	2157	RYAN Rosemary	IRL	8 NOV 1975	17	15:33.05	
9	2576	ROCHA Nora Leticia	MEX	18 DEC 1967	5	15:38.72	
10	2336	SHIMIZU Michiko	JPN	22 SEP 1970	16	15:48.20	
11	2577	RODRIGUEZ Dulce Maria	MEX	14 AUG 1972	15	15:54.17	
12	1751	BELKACEM Yamna	FRA	20 FEB 1974	11	16:08.49	
13	3034	JAVORNIK Helena	SLO	26 MAR 1966	7	16:09.60	
14	1040	COBANEA Elisa	ARG	20 MAY 1966	14	16:16.58	
15	1560	HABTEMARIAM Nebiat	ERI	1 JAN 1978	4	16:30.41	NR
16	2162	MATROOD Maysa Hussein	IRQ	1 JAN 1978	1	17:17.58	
	3122	JOSEPH Restituta	TAN	30 JUL 1971	10	DNS	

LEGEND / LEGENDE

No	Number / Numéro	Q	Qualified by Right / Qualifié direct	q	Qualified / Qualifié
WR	World Record / Record du monde	SB	Season Best / Meilleure perf. sai.	NR	National Record / Record national
OR	Olympic Record / Record olympique	PB	Personal Best / Record personnel	DNS	Did Not Start / Non partant

**RESULTS****RESULTATS****WOMEN'S 5000M
ROUND 1****5 000 M - FEMMES
1ER TOUR**FRI 22 SEP 2000
VEN 22 SEPT 2000

OLYMPIC STADIUM

WR	14:28.09	JIANG Bo	CHN Shanghai (CHN)	23/10/97	QUALIFICATION : First 4 in each heat(Q) and 3 fastest(q)
OR	14:59.88	WANG Junxia	CHN Atlanta (USA)	28/07/96	

HEAT 2

Rank	No	Name	NOC Code	Date of Birth	Lane / Order	Result
1	2399	CHERUIYOT Rose	KEN	21 JUL 1976	7	15:13.18 Q
2	1677	WORKU Ayelech	ETH	12 JUN 1979	4	15:13.26 Q
3	2985	YEGOROVA Olga	RUS	28 MAR 1972	10	15:14.34 Q
4	1915	MIKITENKO Irina	GER	23 AUG 1972	5	15:14.76 Q
5	1155	PUMPER Susanne	AUT	1 SEP 1970	2	15:16.66
6	2227	BRUNET Roberta	ITA	20 MAY 1965	16	15:27.32
7	3374	RUDOLPH Amy	USA	18 SEP 1973	12	15:28.91
8	3449	STOLIC Sonja	YUG	21 APR 1980	13	15:38.96
9	2339	TANAKA Megumi	JPN	4 SEP 1975	15	15:39.83
10	1622	DOMINGUEZ Marta	ESP	3 NOV 1975	3	15:45.07
11	1993	IAKOVOU Hrisostomia	GRE	9 APR 1971	6	15:46.48
12	3460	MOYO Samukeliso	ZIM	1 JAN 1974	14	15:47.76
13	2534	EL KAMCH Zhor	MAR	15 MAR 1973	8	16:02.50
14	1105	CROSS Anne	AUS	16 APR 1965	1	16:07.18
15	1847	WHITCOMBE Andrea	GBR	8 JUN 1971	9	16:15.82
16	2037	CHAN Man Yee Maggie	HKG	28 OCT 1975	11	16:20.43

LEGEND / LEGENDE

No	Number / Numéro	Q	Qualified by Right / Qualifié direct	q	Qualified / Qualifié
WR	World Record / Record du monde	SB	Season Best / Meilleure perf. sai.	NR	National Record / Record national
OR	Olympic Record / Record olympique	PB	Personal Best / Record personnel	DNS	Did Not Start / Non partant

ATHLETISME
Athletics
ATHLETISME
Athletics
ATHLETISME
Athletics
ATHLETISME
Athletics

**RESULTS****RESULTATS**

**WOMEN'S 5000M
ROUND 1**

**5 000 M - FEMMES
1ER TOUR**



FRI 22 SEP 2000
VEN 22 SEPT 2000

OLYMPIC STADIUM

WR	14:28.09	JIANG Bo	CHN Shanghai (CHN)	23/10/97	QUALIFICATION : First 4 in each heat(Q) and 3 fastest(q)
OR	14:59.88	WANG Junxia	CHN Atlanta (USA)	28/07/96	

HEAT 3

Rank	No	Name	NOC Code	Date of Birth	Lane / Order	Result	
1	2832	SZABO Gabriela	ROM	14 NOV 1975	14	15:08.36	Q
2	1671	KIDANE Worknesh	ETH	21 NOV 1981	4	15:08.62	Q
3	2980	TOMASHOVA Tatyana	RUS	1 JUL 1975	15	15:08.92	Q
4	2459	CELNOVA-PROKOPCUKA Jelena	LAT	21 SEP 1976	11	15:09.45	Q
5	2400	CHERUIYOT Vivian	KEN	11 SEP 198-	9	15:11.11	q PB
6	3441	JEVTIC Olivera	YUG	24 JUL 1977	17	15:11.25	q NR
7	2331	ICHIKAWA Yoshiko	JPN	18 APR 1976	10	15:23.41	SB
8	1642	SANTIAGO Beatriz	ESP	28 OCT 1968	3	15:31.94	
9	1131	RICHARDSON Kate	AUS	5 NOV 1973	1	15:45.34	
10	2493	JUODESKIENE Inga	LTU	21 OCT 1971	12	15:46.37	
11	3360	LAUCK Anne Marie	USA	7 MAR 1969	6	15:47.78	
12	3184	KAVAKLIOGLU Ebru	TUR	14 MAR 1970	16	15:49.15	
13	2148	DENNEHY-WILLIS Breda	IRL	3 FEB 1970	8	15:49.58	
14	1201	NUKURI Diane	BDI	1 DEC 1984	2	16:38.30	PB
15	2541	CHIKWAKWA Catherine	MAW	24 DEC 1985	5	16:39.82	PB
16	3116	MAMBA Priscilla	SWZ	4 JAN 1972	7	17:30.04	PB
17	2580	BATTSETSEG Baatarkhuu	MGL	21 JAN 1976	13	18:22.98	SB

LEGEND / LEGENDE

No	Number / Numéro	Q	Qualified by Right / Qualifié direct	q	Qualified / Qualifié
WR	World Record / Record du monde	SB	Season Best / Meilleure perf. sai.	NR	National Record / Record national
OR	Olympic Record / Record olympique	PB	Personal Best / Record personnel	DNS	Did Not Start / Non partant

ATHLETISME
Athletics
ATHLETISME
Athletics
ATHLETISME
Athletics
ATHLETISME
Athletics

**RESULTS SUMMARY****RECAPITULATIF DES RESULTATS****WOMEN'S 5000M
ROUND 1****5 000 M - FEMMES
1ER TOUR**FRI 22 SEP 2000
VEN 22 SEPT 2000

OLYMPIC STADIUM

WR	14:28.09	JIANG Bo	CHN Shanghai (CHN)	23/10/97	QUALIFICATION : First 4 in each heat(Q) and 3 fastest(q)
OR	14:59.88	WANG Junxia	CHN Atlanta (USA)	28/07/96	

Rank	No	Name	NOC Code	Heat	Lane / Order	Pos	Time		
1	2155	O'SULLIVAN Sonia	IRL	1	12	1	15:07.91	Q	SB
2	2832	SZABO Gabriela	ROM	3	14	1	15:08.36	Q	
3	1671	KIDANE Worknesh	ETH	3	4	2	15:08.62	Q	
4	1841	PAVEY Jo	GBR	1	6	2	15:08.82	Q	PB
5	2980	TOMASHOVA Tatyana	RUS	3	15	3	15:08.92	Q	
	1676	WAMI Gete	ETH	1	2	3	15:08.92	Q	
7	2398	CHEROMEI Lydia	KEN	1	8	4	15:09.32	Q	
8	2459	CELNOVA-PROKOPCUKA Jelena	LAT	3	11	4	15:09.45	Q	
9	1296	YORDANOVA Daniela	BUL	1	3	5	15:10.08	q	NR
10	2400	CHERUIYOT Vivian	KEN	3	9	5	15:11.11	q	PB
11	3441	JEVTIC Olivera	YUG	3	17	6	15:11.25	q	NR
12	2399	CHERUIYOT Rose	KEN	2	7	1	15:13.18	Q	
13	1677	WORKU Ayelech	ETH	2	4	2	15:13.26	Q	
14	2985	YEGOROVA Olga	RUS	2	10	3	15:14.34	Q	
15	1915	MIKITENKO Irina	GER	2	5	4	15:14.76	Q	
16	1155	PUMPER Susanne	AUT	2	2	5	15:16.66		
17	1142	WILLIS Benita	AUS	1	13	6	15:21.37		PB
18	2331	ICHIKAWA Yoshiko	JPN	3	10	7	15:23.41		SB
19	3345	DRYER Elva	USA	1	9	7	15:23.99		
20	2227	BRUNET Roberta	ITA	2	16	6	15:27.32		
21	3374	RUDOLPH Amy	USA	2	12	7	15:28.91		
22	1642	SANTIAGO Beatriz	ESP	3	3	8	15:31.94		
23	2157	RYAN Rosemary	IRL	1	17	8	15:33.05		
24	2576	ROCHA Nora Leticia	MEX	1	5	9	15:38.72		
25	3449	STOLIC Sonja	YUG	2	13	8	15:38.96		
26	2339	TANAKA Megumi	JPN	2	15	9	15:39.83		
27	1622	DOMINGUEZ Marta	ESP	2	3	10	15:45.07		
28	1131	RICHARDSON Kate	AUS	3	1	9	15:45.34		
29	2493	JUODESKIENE Inga	LTU	3	12	10	15:46.37		
30	1993	IAKOVOU Hrisostomia	GRE	2	6	11	15:46.48		
31	3460	MOYO Samukeliso	ZIM	2	14	12	15:47.76		
32	3360	LAUCK Anne Marie	USA	3	6	11	15:47.78		
33	2336	SHIMIZU Michiko	JPN	1	16	10	15:48.20		
34	3184	KAVAKLIOGLU Ebru	TUR	3	16	12	15:49.15		
35	2148	DENNEHY-WILLIS Breda	IRL	3	8	13	15:49.58		
36	2577	RODRIGUEZ Dulce Maria	MEX	1	15	11	15:54.17		

LEGEND / LEGENDE

WR	World Record / Record du monde	Pos	Position / Posicion	PB	Personal Best / Record personnel
OR	Olympic Record / Record olympique	Q	Qualified by Right / Qualifié direct	q	Qualified / Qualifié
No	Number / Numéro	SB	Season Best / Meilleure perf. sai.	NR	National Record / Record national

ATHLETISME
Athletics
ATHLETISME
Athletics
ATHLETISME
Athletics
ATHLETISME
Athletics
ATHLETISME
Athletics

**RESULTS SUMMARY****RECAPITULATIF DES RESULTATS****WOMEN'S 5000M
ROUND 1****5 000 M - FEMMES
1ER TOUR**FRI 22 SEP 2000
VEN 22 SEPT 2000

OLYMPIC STADIUM

WR	14:28.09	JIANG Bo	CHN Shanghai (CHN)	23/10/97	QUALIFICATION : First 4 in each heat(Q) and 3 fastest(q)
OR	14:59.88	WANG Junxia	CHN Atlanta (USA)	28/07/96	

Rank	No	Name	NOC Code	Heat	Lane / Order	Pos	Time	
37	2534	EL KAMCH Zhor	MAR	2	8	13	16:02.50	
38	1105	CROSS Anne	AUS	2	1	14	16:07.18	
39	1751	BELKACEM Yamna	FRA	1	11	12	16:08.49	
40	3034	JAVORNIK Helena	SLO	1	7	13	16:09.60	
41	1847	WHITCOMBE Andrea	GBR	2	9	15	16:15.82	
42	1040	COBANEA Elisa	ARG	1	14	14	16:16.58	
43	2037	CHAN Man Yee Maggie	HKG	2	11	16	16:20.43	
44	1560	HABTEMARIAM Nebiat	ERI	1	4	15	16:30.41	NR
45	1201	NUKURI Diane	BDI	3	2	14	16:38.30	PB
46	2541	CHIKWAKWA Catherine	MAW	3	5	15	16:39.82	PB
47	2162	MATROOD Maysa Hussein	IRQ	1	1	16	17:17.58	
48	3116	MAMBA Priscilla	SWZ	3	7	16	17:30.04	PB
49	2580	BATTSETSEG Baatarkhuu	MGL	3	13	17	18:22.98	SB
	3122	JOSEPH Restituta	TAN	1	10		DNS	

ATHLETISME

Athletics

ATHLETISME

Athletics

ATHLETISME

Athletics

ATHLETISME

Athletics

LEGEND / LEGENDE

WR	World Record / Record du monde	Pos	Position / Posicion	PB	Personal Best / Record personnel	DNS	Did Not Start / Non partant
OR	Olympic Record / Record olympique	Q	Qualified by Right / Qualifié direct	q	Qualified / Qualifié		
No	Number / Numéro	SB	Season Best / Meilleure perf. sai.	NR	National Record / Record national		

**RESULTS****RESULTATS****WOMEN'S 10000M
FINAL
10 000 M - FEMMES
FINALE**SAT 30 SEP 2000
SAM 30 SEPT 2000

OLYMPIC STADIUM

WR	29:31.78	WANG Junxia	CHN Beijing (CHN)	08/09/93
OR	31:01:63	RIBEIRO Fernanda	POR Atlanta (USA)	02/08/96

Rank	No	Name	NOC Code	Date of Birth	Lane / Order	Result	
1	1675	TULU Derartu	ETH	21 MAR 1972	14	30:17.49	OR
2	1676	WAMI Gete	ETH	11 DEC 1974	3	30:22.48	PB
3	2776	RIBEIRO Fernanda	POR	23 JUN 1969	9	30:22.88	NR
4	1842	RADCLIFFE Paula	GBR	17 DEC 1973	11	30:26.97	NR
5	2402	LOROUPE Tegla	KEN	9 MAY 1973	20	30:37.26	SB
6	2155	O'SULLIVAN Sonia	IRL	28 NOV 1969	10	30:53.37	NR
7	1380	LI Ji	CHN	26 AUG 1981	13	31:06.94	PB
8	2858	MEYER Elana	RSA	10 OCT 1966	2	31:14.70	SB
9	2936	GRIGORYEVA Lidiya	RUS	21 JAN 1974	8	31:21.27	PB
10	2334	KAWAKAMI Yuko	JPN	1 AUG 1975	19	31:27.44	
11	3441	JEVTIC Olivera	YUG	24 JUL 1977	6	31:29.65	NR
12	1666	ADERE Berhane	ETH	21 JUL 1973	18	31:40.52	

Intermediate Times:

Distance	1000m	2000m	3000m	4000m	5000m	6000m	7000m	8000m	9000m
No	1842	1842	1842	1842	1842	1842	1842	1676	1842
Split Time	3:01.66	6:02.01	9:01.99	12:03.01	15:05.70	18:11.39	21:17.05	24:21.27	27:29.34

Sunny

Humidity : 15%

Air Temp.: 26°C/ 79°F

Wind : 35 km/h W

LEGEND / LEGENDE

No	Number / Numéro	PB	Personal Best / Record personnel
WR	World Record / Record du monde	NR	National Record / Record national
OR	Olympic Record / Record olympique	SB	Season Best / Meilleure perf. sai.

**RESULTS****RESULTATS****WOMEN'S 10000M
FINAL
10 000 M - FEMMES
FINALE**SAT 30 SEP 2000
SAM 30 SEPT 2000

OLYMPIC STADIUM

WR	29:31.78	WANG Junxia	CHN Beijing (CHN)	08/09/93
OR	31:01:63	RIBEIRO Fernanda	POR Atlanta (USA)	02/08/96

Rank	No	Name	NOC Code	Date of Birth	Lane / Order	Result	
13	2924	BIKTASHEVA Lyudmila	RUS	25 JUL 1974	16	31:47.10	
14	2404	TIMBILIL Alice	KEN	16 JUN 1983	17	31:50.22	PB
15	2337	TAKAHASHI Chiemi	JPN	16 FEB 1976	5	31:52.59	SB
16	3354	HICKMAN Libbie	USA	17 FEB 1965	7	31:56.94	SB
17	2396	BARSOSIO Sally	KEN	21 MAR 1978	12	31:57.41	SB
18	2535	LEGHZAoui Asmae	MAR	30 AUG 1976	1	31:59.21	NR
19	2459	CELNOVA-PROKOPCUKA Jelena	LAT	21 SEP 1976	4	32:17.72	
20	2329	HIROYAMA Harumi	JPN	2 SEP 1968	15	32:24.17	


Sunny Humidity : 15%
 Air Temp.: 26°C/ 79°F
 Wind : 35 km/h W

LEGEND / LEGENDE

No	Number / Numéro	PB	Personal Best / Record personnel
WR	World Record / Record du monde	NR	National Record / Record national
OR	Olympic Record / Record olympique	SB	Season Best / Meilleure perf. sai.

ATHLETISME
Athletics
ATHLETISME
Athletics
ATHLETISME
Athletics
ATHLETISME
Athletics

The 2000 Sydney Olympic Games - 10000m Women Final



Results Wind: no measurement

Rank	La	Bib Nu		Time	R_time
1.	14	1675 Tulu Derartu	ETH	30:17.49	
2.	3	1676 Wami Gete	ETH	30:22.48	
3.	9	2776 Ribeiro Fernanda	POR	30:22.88	
4.	11	1842 Radcliffe Paula	GBR	30:26.97	
5.	20	2402 Loroupe Tegla	KEN	30:37.26	
6.	10	2155 O'Sullivan Sonia	IRL	30:53.37	
7.	13	1380 Li Ji	CHN	31:06.94	
8.	2	2858 Meyer Elana	RSA	31:14.70	
9.	8	2936 Grigoryeva Lidiya	RUS	31:21.27	

Start: 30. 9.2000 19:01:17.453 @375
 Print: 30. 9.2000 19:38:36 @401

Scan'O'Vision Color
 Race ID: W10KF100

swatch+TIMING

Photo credit: © 2000 Swatch Timing Ltd.
 All rights reserved
 If this photo is used for any commercial purpose, layout and copy have to be submitted to any recognizable person prior to release.
 The producer does not assume any responsibility.



TM © SOCOG 1996

**RESULTS****RESULTATS****WOMEN'S 10000M
ROUND 1****10 000 M - FEMMES
1ER TOUR**

WED 27 SEP 2000

OLYMPIC STADIUM

MER 27 SEPT 2000

WR	29:31.78	WANG Junxia	CHN Beijing (CHN)	08/09/93	QUALIFICATION : First 8 in each heat(Q) and 4 fastest(q)
OR	31:01:63	RIBEIRO Fernanda	POR Atlanta (USA)	02/08/96	

HEAT 1

Rank	No	Name	NOC Code	Date of Birth	Lane / Order	Result
1	1675	TULU Derartu	ETH	21 MAR 1972	11	32:06.19 Q
2	2402	LOROUPE Tegla	KEN	9 MAY 1973	22	32:06.41 Q
3	2776	RIBEIRO Fernanda	POR	23 JUN 1969	7	32:06.43 Q
4	3441	JEVTC Olivera	YUG	24 JUL 1977	12	32:06.54 Q
5	2329	HIROYAMA Harumi	JPN	2 SEP 1968	16	32:07.68 Q
6	1380	LI Ji	CHN	26 AUG 1981	13	32:28.96 Q
7	2155	O'SULLIVAN Sonia	IRL	28 NOV 1969	9	32:29.93 Q
8	2459	CELNOVA-PROKOPCUKA Jelena	LAT	21 SEP 1976	18	32:32.87 Q
9	2924	BIKTASHEVA Lyudmila	RUS	25 JUL 1974	5	32:52.00 q
10	2535	LEGHZAOUI Asmae	MAR	30 AUG 1976	17	32:56.63 q
11	3122	JOSEPH Restituta	TAN	30 JUL 1971	6	33:12.18
12	2073	KALOVICS Aniko	HUN	13 MAY 1977	2	33:20.40
13	1931	WASSILUK Petra	GER	27 OCT 1969	19	33:23.03
14	1638	RECIO Maria Teresa	ESP	7 JUL 1963	1	33:36.44
15	1109	FEARNLEY Clair	AUS	7 MAR 1975	20	33:47.23
16	3371	RHINES Jenn	USA	1 JUL 1974	21	34:08.28
17	1114	HARVEY Natalie	AUS	19 JAN 1975	4	34:12.90
18	2576	ROCHA Nora Leticia	MEX	18 DEC 1967	10	34:37.84
19	1337	CONNELLY Tina	CAN	16 AUG 1970	8	34:46.04
20	1023	BAGHDAD Nasria	ALG	29 OCT 1971	15	35:31.53
	1993	IAKOVOU Hrisostomia	GRE	9 APR 1971	14	DNS
	1210	RENDERS Marleen	BEL	24 DEC 1968	3	DNS

Sunny

Humidity : 64 %

Air Temp.: 21°C/ 70°F

Wind : 11 km/h N

LEGEND / LEGENDE

No	Number / Numéro	Q	Qualified by Right / Qualifié direct
WR	World Record / Record du monde	q	Qualified / Qualifié
OR	Olympic Record / Record olympique	DNS	Did Not Start / Non partant

**RESULTS****RESULTATS****WOMEN'S 10000M
ROUND 1****10 000 M - FEMMES
1ER TOUR**

WED 27 SEP 2000

OLYMPIC STADIUM

MER 27 SEPT 2000

WR	29:31.78	WANG Junxia	CHN Beijing (CHN)	08/09/93	QUALIFICATION : First 8 in each heat(Q) and 4 fastest(q)
OR	31:01:63	RIBEIRO Fernanda	POR Atlanta (USA)	02/08/96	

HEAT 2

Rank	No	Name	NOC Code	Date of Birth	Lane / Order	Result
1	2396	BARSOSIO Sally	KEN	21 MAR 1978	19	32:34.07 Q
2	2404	TIMBILIL Alice	KEN	16 JUN 1983	21	32:34.15 Q
3	1666	ADERE Berhane	ETH	21 JUL 1973	4	32:34.62 Q
4	1676	WAMI Gete	ETH	11 DEC 1974	17	32:34.63 Q
5	2337	TAKAHASHI Chiemi	JPN	16 FEB 1976	18	32:34.70 Q
6	1842	RADCLIFFE Paula	GBR	17 DEC 1973	6	32:34.73 Q
7	2858	MEYER Elana	RSA	10 OCT 1966	14	32:35.32 Q
8	2334	KAWAKAMI Yuko	JPN	1 AUG 1975	10	32:36.60 Q
9	2936	GRIGORYEVA Lidiya	RUS	21 JAN 1974	20	32:44.43 q
10	3354	HICKMAN Libbie	USA	17 FEB 1965	22	32:59.28 q
11	2148	DENNEHY-WILLIS Breda	IRL	3 FEB 1970	8	33:17.45
12	2772	DIAS Ana	POR	15 JAN 1974	13	33:21.69
13	2246	SOMMAGGIO Silvia	ITA	20 NOV 1969	9	33:24.13
14	1767	YVELAIN Fatima	FRA	31 DEC 1969	5	33:44.48
15	1614	ABEL Maria	ESP	23 OCT 1974	3	34:05.44
16	2926	BOGOMOLOVA Galina	RUS	15 OCT 1977	15	34:06.21
17	1132	RISK Kylie	AUS	28 NOV 1973	1	34:30.91
18	3344	DROSSIN Deena	USA	14 FEB 1973	16	34:40.86
19	2533	CHAABI Bouchra	MAR	22 SEP 1980	11	34:49.35
20	2037	CHAN Man Yee Maggie	HKG	28 OCT 1975	7	35:21.20
	2671	HAUGEN Gunhild	NOR	1 JUN 1972	12	DNF
	1346	MONTGOMERY Carole	CAN	9 DEC 1965	2	DNS

Sunny

Humidity : 64%

Air Temp.: 21°C/ 70°F

Wind : 11 km/h N

LEGEND / LEGENDE

No	Number / Numéro	Q	Qualified by Right / Qualifié direct	DNF	Did Not Finish / Abandon
WR	World Record / Record du monde	q	Qualified / Qualifié		
OR	Olympic Record / Record olympique	DNS	Did Not Start / Non partant		

**RESULTS SUMMARY****RECAPITULATIF DES RESULTATS****WOMEN'S 10000M
ROUND 1****10 000 M - FEMMES
1ER TOUR**

WED 27 SEP 2000

OLYMPIC STADIUM

MER 27 SEPT 2000

WR	29:31.78	WANG Junxia	CHN Beijing (CHN)	08/09/93	QUALIFICATION : First 8 in each heat(Q) and 4 fastest(q)
OR	31:01:63	RIBEIRO Fernanda	POR Atlanta (USA)	02/08/96	

Rank	No	Name	NOC Code	Heat	Lane / Order	Pos	Time	
1	1675	TULU Derartu	ETH	1	11	1	32:06.19	Q
2	2402	LOROUPE Tegla	KEN	1	22	2	32:06.41	Q
3	2776	RIBEIRO Fernanda	POR	1	7	3	32:06.43	Q
4	3441	JEVTIC Olivera	YUG	1	12	4	32:06.54	Q
5	2329	HIROYAMA Harumi	JPN	1	16	5	32:07.68	Q
6	1380	LI Ji	CHN	1	13	6	32:28.96	Q
7	2155	O'SULLIVAN Sonia	IRL	1	9	7	32:29.93	Q
8	2459	CELNOVA-PROKOPCIKA Jelena	LAT	1	18	8	32:32.87	Q
9	2396	BARSOSIO Sally	KEN	2	19	1	32:34.07	Q
10	2404	TIMBILIL Alice	KEN	2	21	2	32:34.15	Q
11	1666	ADERE Berhane	ETH	2	4	3	32:34.62	Q
12	1676	WAMI Gete	ETH	2	17	4	32:34.63	Q
13	2337	TAKAHASHI Chiemi	JPN	2	18	5	32:34.70	Q
14	1842	RADCLIFFE Paula	GBR	2	6	6	32:34.73	Q
15	2858	MEYER Elana	RSA	2	14	7	32:35.32	Q
16	2334	KAWAKAMI Yuko	JPN	2	10	8	32:36.60	Q
17	2936	GRIGORYEVA Lidiya	RUS	2	20	9	32:44.43	q
18	2924	BIKTASHEVA Lyudmila	RUS	1	5	9	32:52.00	q
19	2535	LEGHZAoui Asmae	MAR	1	17	10	32:56.63	q
20	3354	HICKMAN Libbie	USA	2	22	10	32:59.28	q
21	3122	JOSEPH Restituta	TAN	1	6	11	33:12.18	
22	2148	DENNEHY-WILLIS Breda	IRL	2	8	11	33:17.45	
23	2073	KALOVICS Aniko	HUN	1	2	12	33:20.40	
24	2772	DIAS Ana	POR	2	13	12	33:21.69	
25	1931	WASSILUK Petra	GER	1	19	13	33:23.03	
26	2246	SOMMAGGIO Silvia	ITA	2	9	13	33:24.13	
27	1638	RECIO Maria Teresa	ESP	1	1	14	33:36.44	
28	1767	YVELAIN Fatima	FRA	2	5	14	33:44.48	
29	1109	FEARNLEY Clair	AUS	1	20	15	33:47.23	
30	1614	ABEL Maria	ESP	2	3	15	34:05.44	
31	2926	BOGOMOLOVA Galina	RUS	2	15	16	34:06.21	
32	3371	RHINES Jenn	USA	1	21	16	34:08.28	
33	1114	HARVEY Natalie	AUS	1	4	17	34:12.90	
34	1132	RISK Kylie	AUS	2	1	17	34:30.91	
35	2576	ROCHA Nora Leticia	MEX	1	10	18	34:37.84	
36	3344	DROSSIN Deena	USA	2	16	18	34:40.86	

LEGEND / LEGENDE

WR	World Record / Record du monde	Pos	Position / Posicion
OR	Olympic Record / Record olympique	Q	Qualified by Right / Qualifié direct
No	Number / Numéro	q	Qualified / Qualifié

**RESULTS SUMMARY****RECAPITULATIF DES RESULTATS****WOMEN'S 10000M
ROUND 1****10 000 M - FEMMES
1ER TOUR**

WED 27 SEP 2000

MER 27 SEPT 2000

OLYMPIC STADIUM

WR	29:31.78	WANG Junxia	CHN Beijing (CHN)	08/09/93	QUALIFICATION : First 8 in each heat(Q) and 4 fastest(q)
OR	31:01:63	RIBEIRO Fernanda	POR Atlanta (USA)	02/08/96	

Rank	No	Name	NOC Code	Heat	Lane / Order	Pos	Time
37	1337	CONNELLY Tina	CAN	1	8	19	34:46.04
38	2533	CHAABI Bouchra	MAR	2	11	19	34:49.35
39	2037	CHAN Man Yee Maggie	HKG	2	7	20	35:21.20
40	1023	BAGHDAD Nasria	ALG	1	15	20	35:31.53
	2671	HAUGEN Gunhild	NOR	2	12		DNF
	1993	IAKOVOU Hrisostomia	GRE	1	14		DNS
	1346	MONTGOMERY Carole	CAN	2	2		DNS
	1210	RENDERS Marleen	BEL	1	3		DNS

LEGEND / LEGENDE

WR	World Record / Record du monde	Pos	Position / Posicion	DNF	Did Not Finish / Abandon
OR	Olympic Record / Record olympique	Q	Qualified by Right / Qaulifié direct	DNS	Did Not Start / Non partant
No	Number / Numéro	q	Qualified / Qualifié		

**RESULTS****RESULTATS****WOMEN'S 100M HURDLES
FINAL****100 M HAIES - FEMMES
FINALE**

WED 27 SEP 2000

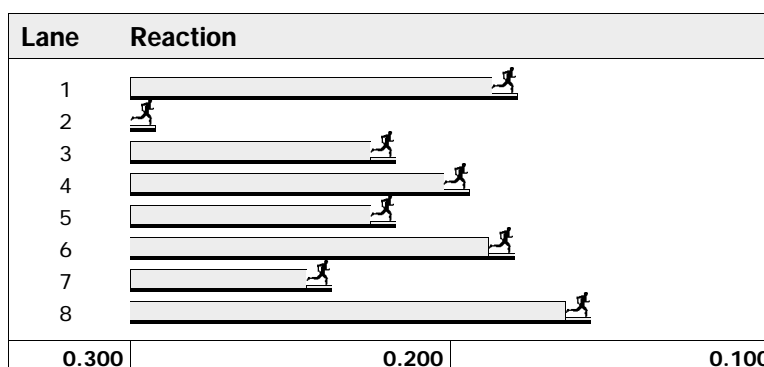
MER 27 SEPT 2000

OLYMPIC STADIUM

WR	12.21	DONKOVA Yordanka	BUL	Stara Zagora (BUL)	20/08/88
OR	12.38	DONKOVA Yordanka	BUL	Seoul (KOR)	30/09/88

Wind: +0.0 m/s

Rank	No	Name	NOC Code	Date of Birth	Lane / Order	Reaction	Result
1	2361	SHISHIGINA Olga	KAZ	23 DEC 1968	7	0.237	12.65
2	2641	ALOZIE Glory	NGR	13 JUL 1977	3	0.217	12.68
3	3364	MORRISON Melissa	USA	9 JUL 1971	6	0.180	12.76
4	2280	ENNIS-LONDON Delloreen	JAM	5 MAR 1975	8	0.156	12.80
5	1494	LOPEZ Aliuska	CUB	29 AUG 1969	1	0.179	12.83
6	1764	RAMALALANIRINA Nicole	FRA	5 MAR 1972	4	0.194	12.91
7	1754	FERGA Linda	FRA	24 DEC 1976	2	0.294	13.11
8	2281	FOSTER Brigitte	JAM	7 NOV 1974	5	0.217	13.49




Clear
Air Temp.: 25°C/ 77°F
Wind : 15 km/h NW

Humidity : 31%

LEGEND / LEGENDE
No Number / Numéro
WR World Record / Record du monde
OR Olympic Record / Record olympique

The 2000 Sydney Olympic Games - 100m Hurdles Women Final



Results Wind: +0.0 m/s

Rank	La	Bib Nu		Time	R_time
1.	7	2361	Shishigina Olga	KAZ	12.65 0.237
2.	3	2641	Alozie Gloria	NGR	12.68 0.217
3.	6	3364	Morrison Melissa	USA	12.76 0.180
4.	8	2280	Ennis-London Delloreen	JAM	12.80 0.156
5.	1	1494	Lopez Aliuska	CUB	12.83 0.179
6.	4	1764	Ramalalanirina Nicole	FRA	12.91 0.194
7.	2	1754	Ferga Linda	FRA	13.11 0.294
8.	5	2281	Foster Brigitte	JAM	13.49 0.217

swatch+TIMING

Photo credit: © 2000 Swatch Timing Ltd.
 All rights reserved
 If this photo is used for any commercial purpose, layout and copy have to be submitted to any recognizable person prior to release. The producer does not assume any responsibility.



Start: 27. 9.2000 20:11:17.201 @424
 Print: 27. 9.2000 20:14:11 @426

Scan'O'Vision Color
 Race ID: W10HF100

TM © SOCOG 1996

**RESULTS****RESULTATS****WOMEN'S 100M HURDLES SEMIFINAL****100 M HAIES - FEMMES DEMI-FINALE**

WED 27 SEP 2000

MER 27 SEPT 2000

OLYMPIC STADIUM

WR	12.21	DONKOVA Yordanka	BUL Stara Zagora (BUL)	20/08/88	QUALIFICATION : First 4 in each heat(Q)
OR	12.38	DONKOVA Yordanka	BUL Seoul (KOR)	30/09/88	

SEMIFINAL 1

Wind: +0.9 m/s

Rank	No	Name	NOC Code	Date of Birth	Lane / Order	Reaction	Result
1	1764	RAMALALANIRINA Nicole	FRA	5 MAR 1972	6	0.177	12.77 Q
2	3364	MORRISON Melissa	USA	9 JUL 1971	3	0.201	12.84 Q
3	1754	FERGA Linda	FRA	24 DEC 1976	4	0.229	12.87 Q
4	2280	ENNIS-LONDON Delloreen	JAM	5 MAR 1975	2	0.166	12.90 Q
5	2975	SHEKHODANOVA Natalya	RUS	29 DEC 1971	7	0.214	12.92
6	1291	DIMITROVA Svetla	BUL	27 JAN 1970	1	0.197	12.95
7	3230	KRASOVSKA Olena	UKR	17 AUG 1976	8	0.160	13.02
	3342	DEVERS Gail	USA	19 NOV 1966	5	0.213	DNF

SEMIFINAL 2

Wind: -0.4 m/s

Rank	No	Name	NOC Code	Date of Birth	Lane / Order	Reaction	Result
1	2641	ALOZIE Glory	NGR	13 JUL 1977	5	0.241	12.68 Q
2	2281	FOSTER Brigitte	JAM	7 NOV 1974	3	0.205	12.70 Q PB
3	2361	SHISHIGINA Olga	KAZ	23 DEC 1968	6	0.206	12.71 Q
4	1494	LOPEZ Aliuska	CUB	29 AUG 1969	2	0.185	12.90 Q
5	2956	LAUKHOVA Svetlana	RUS	1 FEB 1973	1	0.169	12.95 SB
6	3356	COUCH Sharon	USA	13 SEP 1969	4	0.177	13.00
7	3140	ROBERTS Trecia	THA	4 FEB 1971	8	0.225	13.15
8	2333	KANAZAWA Yvonne	JPN	19 NOV 1974	7	0.202 F ¹	13.16

Cloudy

Humidity : 29%

Air Temp.: 27°C/ 81°F

Wind : 20 km/h W

LEGEND / LEGENDE

No	Number / Numéro	Q	Qualified by Right / Qualifié direct	SB	Season Best / Meilleure perf. sai.
WR	World Record / Record du monde	DNF	Did Not Finish / Abandon	Fx	False Start / Faux départ
OR	Olympic Record / Record olympique	PB	Personal Best / Record personnel		

**RESULTS SUMMARY****RECAPITULATIF DES RESULTATS****WOMEN'S 100M HURDLES
SEMIFINAL****100 M HAIES - FEMMES
DEMI-FINALE**

WED 27 SEP 2000

MER 27 SEPT 2000

OLYMPIC STADIUM

WR	12.21	DONKOVA Yordanka	BUL Stara Zagora (BUL)	20/08/88	QUALIFICATION : First 4 in each heat(Q)
OR	12.38	DONKOVA Yordanka	BUL Seoul (KOR)	30/09/88	

Rank	No	Name	NOC Code	Heat	Lane / Order	Pos	Wind	Time		
1	2641	ALOZIE Glory	NGR	2	5	1	-0.4	12.68	Q	
2	2281	FOSTER Brigitte	JAM	2	3	2	-0.4	12.70	Q	PB
3	2361	SHISHIGINA Olga	KAZ	2	6	3	-0.4	12.71	Q	
4	1764	RAMALALANIRINA Nicole	FRA	1	6	1	+0.9	12.77	Q	
5	3364	MORRISON Melissa	USA	1	3	2	+0.9	12.84	Q	
6	1754	FERGA Linda	FRA	1	4	3	+0.9	12.87	Q	
7	2280	ENNIS-LONDON Delloreen	JAM	1	2	4	+0.9	12.90	Q	
	1494	LOPEZ Aliuska	CUB	2	2	4	-0.4	12.90	Q	
9	2975	SHEKHODANOVA Natalya	RUS	1	7	5	+0.9	12.92		
10	1291	DIMITROVA Svetla	BUL	1	1	6	+0.9	12.95		
	2956	LAUKHOVA Svetlana	RUS	2	1	5	-0.4	12.95		SB
12	3356	COUCH Sharon	USA	2	4	6	-0.4	13.00		
13	3230	KRASOVSKA Olena	UKR	1	8	7	+0.9	13.02		
14	3140	ROBERTS Trecia	THA	2	8	7	-0.4	13.15		
15	2333	KANAZAWA Yvonne	JPN	2	7	8	-0.4	13.16		
	3342	DEVERS Gail	USA	1	5		+0.9	DNF		

LEGEND / LEGENDE

WR	World Record / Record du monde	Pos	Position / Posicion	SB	Season Best / Meilleure perf. sai.
OR	Olympic Record / Record olympique	Q	Qualified by Right / Qualifié direct	DNF	Did Not Finish / Abandon
No	Number / Numéro	PB	Personal Best / Record personnel		

**RESULTS****RESULTATS****WOMEN'S 100M HURDLES
ROUND 2****100 M HAIES - FEMMES
2E TOUR**

MON 25 SEP 2000

LUN 25 SEPT 2000

OLYMPIC STADIUM

WR	12.21	DONKOVA Yordanka	BUL Stara Zagora (BUL)	20/08/88	QUALIFICATION : First 4 in each heat(Q) and 4 fastest(q)
OR	12.38	DONKOVA Yordanka	BUL Seoul (KOR)	30/09/88	

HEAT 1

Wind: -1.6 m/s

Rank	No	Name	NOC Code	Date of Birth	Lane / Order	Reaction	Result
1	3364	MORRISON Melissa	USA	9 JUL 1971	3	0.169	12.76 Q
2	2641	ALOZIE Glory	NGR	13 JUL 1977	6	0.261	12.84 Q
3	1494	LOPEZ Aliuska	CUB	29 AUG 1969	4	0.157	12.92 Q
4	2975	SHEKHODANOVA Natalya	RUS	29 DEC 1971	7	0.203	12.96 Q
5	2032	FAUSTIN Nadine	HAI	14 APR 1976	1	0.182	13.25
6	1755	GIRARD Patricia	FRA	8 APR 1968	8	0.181	13.43
7	2283	FREEMAN Michelle	JAM	5 MAY 1969	2	0.188	13.52
	1334	ANDERSON Katie	CAN	9 JAN 1968	5	0.141	DNF

HEAT 2

Wind: +1.5 m/s

Rank	No	Name	NOC Code	Date of Birth	Lane / Order	Reaction	Result
1	2361	SHISHIGINA Olga	KAZ	23 DEC 1968	4	0.248	12.66 Q
2	3356	COUCH Sharon	USA	13 SEP 1969	5	0.152	12.78 Q
3	1764	RAMALALANIRINA Nicole	FRA	5 MAR 1972	3	0.157	12.79 Q
4	2280	ENNIS-LONDON Delloreen	JAM	5 MAR 1975	6	0.185	12.80 Q
5	3140	ROBERTS Trecia	THA	4 FEB 1971	1	0.201	12.96 q SB
6	2333	KANAZAWA Yvonne	JPN	19 NOV 1974	2	0.184	13.11 q
7	3056	FONSEKA Sriyani Kulawansa	SRI	1 MAY 1970	7	0.179	13.19
	2935	GRAUDYN Yulia	RUS	13 NOV 1970	8	0.149	DNF

HEAT 3

Wind: +0.6 m/s

Rank	No	Name	NOC Code	Date of Birth	Lane / Order	Reaction	Result
1	3342	DEVERS Gail	USA	19 NOV 1966	6	0.181	12.77 Q
2	1754	FERGA Linda	FRA	24 DEC 1976	3	0.245	12.88 Q
3	2281	FOSTER Brigitte	JAM	7 NOV 1974	5	0.189	12.88 Q
4	2956	LAUKHOVA Svetlana	RUS	1 FEB 1973	4	0.155	12.96 Q SB
5	3230	KRASOVSKA Olena	UKR	17 AUG 1976	8	0.165	13.02 q
6	1291	DIMITROVA Svetla	BUL	27 JAN 1970	7	0.182	13.04 q
7	2642	ATEDE Angela	NGR	6 FEB 1972	1	0.197	13.11
8	1821	ALLAHGREEN Diane	GBR	21 FEB 1975	2	0.158	13.22

Cloudy

Humidity : 63%

Air Temp.: 17°C/ 63°F

Wind : 13 km/h NE

LEGEND / LEGENDE

No	Number / Numéro	Q	Qualified by Right / Qualifié direct	SB	Season Best / Meilleure perf. sai.
WR	World Record / Record du monde	DNF	Did Not Finish / Abandon		
OR	Olympic Record / Record olympique	q	Qualified / Qualifié		

**RESULTS SUMMARY****RECAPITULATIF DES RESULTATS****WOMEN'S 100M HURDLES
ROUND 2****100 M HAIES - FEMMES
2E TOUR**

MON 25 SEP 2000

LUN 25 SEPT 2000

OLYMPIC STADIUM

WR	12.21	DONKOVA Yordanka	BUL Stara Zagora (BUL)	20/08/88	QUALIFICATION : First 4 in each heat(Q) and 4 fastest(q)
OR	12.38	DONKOVA Yordanka	BUL Seoul (KOR)	30/09/88	

Rank	No	Name	NOC Code	Heat	Lane / Order	Pos	Wind	Time	
1	2361	SHISHIGINA Olga	KAZ	2	4	1	+1.5	12.66	Q
2	3364	MORRISON Melissa	USA	1	3	1	-1.6	12.76	Q
3	3342	DEVERS Gail	USA	3	6	1	+0.6	12.77	Q
4	3356	COUCH Sharon	USA	2	5	2	+1.5	12.78	Q
5	1764	RAMALALANIRINA Nicole	FRA	2	3	3	+1.5	12.79	Q
6	2280	ENNIS-LONDON Delloreen	JAM	2	6	4	+1.5	12.80	Q
7	2641	ALOZIE Glory	NGR	1	6	2	-1.6	12.84	Q
8	1754	FERGA Linda	FRA	3	3	2	+0.6	12.88	Q
	2281	FOSTER Brigitte	JAM	3	5	3	+0.6	12.88	Q
10	1494	LOPEZ Aliuska	CUB	1	4	3	-1.6	12.92	Q
11	2956	LAUKHOVA Svetlana	RUS	3	4	4	+0.6	12.96	Q SB
	2975	SHEKHODANOVA Natalya	RUS	1	7	4	-1.6	12.96	Q
	3140	ROBERTS Trecia	THA	2	1	5	+1.5	12.96	q SB
14	3230	KRASOVSKA Olena	UKR	3	8	5	+0.6	13.02	q
15	1291	DIMITROVA Svetla	BUL	3	7	6	+0.6	13.04	q
16	2333	KANAZAWA Yvonne	JPN	2	2	6	+1.5	13.11	q
	2642	ATEDE Angela	NGR	3	1	7	+0.6	13.11	
18	3056	FONSEKA Sriyani Kulawansa	SRI	2	7	7	+1.5	13.19	
19	1821	ALLAHGREEN Diane	GBR	3	2	8	+0.6	13.22	
20	2032	FAUSTIN Nadine	HAI	1	1	5	-1.6	13.25	
21	1755	GIRARD Patricia	FRA	1	8	6	-1.6	13.43	
22	2283	FREEMAN Michelle	JAM	1	2	7	-1.6	13.52	
	1334	ANDERSON Katie	CAN	1	5		-1.6	DNF	
	2935	GRAUDYN Yulia	RUS	2	8		+1.5	DNF	

LEGEND / LEGENDE

WR	World Record / Record du monde	Pos	Position / Posicion	q	Qualified / Qualifié
OR	Olympic Record / Record olympique	Q	Qualified by Right / Qaulifié direct	DNF	Did Not Finish / Abandon
No	Number / Numéro	SB	Season Best / Meilleure perf. sai.		

**RESULTS****RESULTATS****WOMEN'S 100M HURDLES
ROUND 1****100 M HAIES - FEMMES
1ER TOUR**

MON 25 SEP 2000

LUN 25 SEPT 2000

OLYMPIC STADIUM

WR	12.21	DONKOVA Yordanka	BUL Stara Zagora (BUL)	20/08/88	QUALIFICATION : First 4 in each heat(Q) and 4 fastest(q)
OR	12.38	DONKOVA Yordanka	BUL Seoul (KOR)	30/09/88	

HEAT 1

Wind: +0.6 m/s

Rank	No	Name	NOC Code	Date of Birth	Lane / Order	Reaction	Result
1	2280	ENNIS-LONDON Delloreen	JAM	5 MAR 1975	8	0.146	12.88 Q
2	1754	FERGA Linda	FRA	24 DEC 1976	6	0.237	12.89 Q
3	2956	LAUKHOVA Svetlana	RUS	1 FEB 1973	7	0.184	12.98 Q
4	1291	DIMITROVA Svetla	BUL	27 JAN 1970	4	0.208	13.00 Q
5	1108	EDWARDS Deborah	AUS	25 SEP 1978	3	0.175	13.24
6	3224	BODROVA Nadiya	UKR	13 JUL 1961	2	0.201	13.25
7	1697	BOSCO Manuela	FIN	11 JUN 1982	5	0.162	13.51

HEAT 2

Wind: +0.2 m/s

Rank	No	Name	NOC Code	Date of Birth	Lane / Order	Reaction	Result
1	1334	ANDERSON Katie	CAN	9 JAN 1968	2	0.149	12.82 Q SB
2	3356	COUCH Sharon	USA	13 SEP 1969	3	0.164	12.92 Q
3	2283	FREEMAN Michelle	JAM	5 MAY 1969	7	0.200	12.99 Q
4	2642	ATEDE Angela	NGR	6 FEB 1972	1	0.172	13.09 Q SB
5	2333	KANAZAWA Yvonne	JPN	19 NOV 1974	6	0.192	13.13 q
6	3230	KRASOVSKA Olena	UKR	17 AUG 1976	4	0.236	13.15 q
7	1307	CONJUNGO Maria Joelle	CAF	14 JUL 1975	5	0.179	13.95
8	1043	de PAOLI Veronica	ARG	7 MAY 1973	8		14.61

HEAT 3

Wind: -0.8 m/s

Rank	No	Name	NOC Code	Date of Birth	Lane / Order	Reaction	Result
1	2361	SHISHIGINA Olga	KAZ	23 DEC 1968	6	0.203	12.81 Q
2	3364	MORRISON Melissa	USA	9 JUL 1971	1	0.205	12.91 Q
3	2975	SHEKHODANOVA Natalya	RUS	29 DEC 1971	3	0.198	13.15 Q
4	3140	ROBERTS Trecia	THA	4 FEB 1971	7	0.196	13.16 Q
5	1376	FENG Yun	CHN	23 FEB 1976	4	0.258	13.19
6	3419	VU Bich Huong	VIE	30 NOV 1969	5	0.217	13.61
7	2508	RAKOTOZAFY Rosa	MAD	12 NOV 1977	2	0.211	13.80
8	3124	LIKU Ana Siulolo	TGA	9 JAN 1976	8	0.196	14.58

Rain Humidity : 73%
 Air Temp.: 15°C / 59°F
 Wind : 6 km/h N

LEGEND / LEGENDE

No	Number / Numéro	Q	Qualified by Right / Qualifié direct
WR	World Record / Record du monde	SB	Season Best / Meilleure perf. sai.
OR	Olympic Record / Record olympique	q	Qualified / Qualifié

**RESULTS****RESULTATS****WOMEN'S 100M HURDLES
ROUND 1****100 M HAIES - FEMMES
1ER TOUR**

MON 25 SEP 2000

LUN 25 SEPT 2000

OLYMPIC STADIUM

WR	12.21	DONKOVA Yordanka	BUL Stara Zagora (BUL)	20/08/88	QUALIFICATION : First 4 in each heat(Q) and 4 fastest(q)
OR	12.38	DONKOVA Yordanka	BUL Seoul (KOR)	30/09/88	

HEAT 4

Wind: + 1.1 m/s

Rank	No	Name	NOC Code	Date of Birth	Lane / Order	Reaction	Result
1	2641	ALOZIE Gloria	NGR	13 JUL 1977	2	0.197	12.84 Q
2	1764	RAMALALANIRINA Nicole	FRA	5 MAR 1972	6	0.189	12.90 Q
3	1494	LOPEZ Aliuska	CUB	29 AUG 1969	1	0.179	12.97 Q
4	2935	GRAUDYN Yulia	RUS	13 NOV 1970	4	0.170	12.98 Q
5	1821	ALLAHGREEN Diane	GBR	21 FEB 1975	8	0.151	13.11 q SB
6	1338	FELICIEN Perdita	CAN	29 AUG 1980	5	0.177	13.21
7	2466	TRUMPE Anita	LAT	6 AUG 1968	3	0.178	13.77
8	3061	GOMES Enezenaide	STP	20 NOV 1979	7	0.195	14.43

HEAT 5

Wind: + 0.7 m/s

Rank	No	Name	NOC Code	Date of Birth	Lane / Order	Reaction	Result
1	3342	DEVERS Gail	USA	19 NOV 1966	3	0.179	12.62 Q
2	2281	FOSTER Brigitte	JAM	7 NOV 1974	6	0.196	12.75 Q PB
3	3056	FONSEKA Sriyani Kulawansa	SRI	1 MAY 1970	7	0.183	13.10 Q SB
4	1755	GIRARD Patricia	FRA	8 APR 1968	4	0.190	13.11 Q
5	2032	FAUSTIN Nadine	HAI	14 APR 1976	8	0.179	13.13 q
6	3245	SHEMCHISHENA Mayya	UKR	6 MAY 1972	5	0.164	13.18
7	2475	COOPER Hannah	LBR	10 JUN 1979	2	0.181	13.51

Rain
Humidity : 73%
Air Temp.: 15°C/ 59°F
Wind : 6 km/h N

LEGEND / LEGENDE

No	Number / Numéro	Q	Qualified by Right / Qualifié direct	PB	Personal Best / Record personnel
WR	World Record / Record du monde	SB	Season Best / Meilleure perf. sai.		
OR	Olympic Record / Record olympique	q	Qualified / Qualifié		



RESULTS SUMMARY

RECAPITULATIF DES RESULTATS

WOMEN'S 100M HURDLES
ROUND 1100 M HAIES - FEMMES
1ER TOUR

MON 25 SEP 2000

OLYMPIC STADIUM

LUN 25 SEPT 2000

WR	12.21	DONKOVA Yordanka	BUL Stara Zagora (BUL)	20/08/88	QUALIFICATION : First 4 in each heat(Q) and 4 fastest(q)
OR	12.38	DONKOVA Yordanka	BUL Seoul (KOR)	30/09/88	

Rank	No	Name	NOC Code	Heat	Lane / Order	Pos	Wind	Time		
1	3342	DEVERS Gail	USA	5	3	1	+0.7	12.62	Q	
2	2281	FOSTER Brigitte	JAM	5	6	2	+0.7	12.75	Q	PB
3	2361	SHISHIGINA Olga	KAZ	3	6	1	-0.8	12.81	Q	
4	1334	ANDERSON Katie	CAN	2	2	1	+0.2	12.82	Q	SB
5	2641	ALOZIE Gloria	NGR	4	2	1	+1.1	12.84	Q	
6	2280	ENNIS-LONDON Delloreen	JAM	1	8	1	+0.6	12.88	Q	
7	1754	FERGA Linda	FRA	1	6	2	+0.6	12.89	Q	
8	1764	RAMALALANIRINA Nicole	FRA	4	6	2	+1.1	12.90	Q	
9	3364	MORRISON Melissa	USA	3	1	2	-0.8	12.91	Q	
10	3356	COUCH Sharon	USA	2	3	2	+0.2	12.92	Q	
11	1494	LOPEZ Aliuska	CUB	4	1	3	+1.1	12.97	Q	
12	2935	GRAUDYN Yulia	RUS	4	4	4	+1.1	12.98	Q	
	2956	LAUKHOVA Svetlana	RUS	1	7	3	+0.6	12.98	Q	
14	2283	FREEMAN Michelle	JAM	2	7	3	+0.2	12.99	Q	
15	1291	DIMITROVA Svetla	BUL	1	4	4	+0.6	13.00	Q	
16	2642	ATEDE Angela	NGR	2	1	4	+0.2	13.09	Q	SB
17	3056	FONSEKA Sriyani Kulawansa	SRI	5	7	3	+0.7	13.10	Q	SB
18	1755	GIRARD Patricia	FRA	5	4	4	+0.7	13.11	Q	
	1821	ALLAHGREEN Diane	GBR	4	8	5	+1.1	13.11	q	SB
20	2032	FAUSTIN Nadine	HAI	5	8	5	+0.7	13.13	q	
	2333	KANAZAWA Yvonne	JPN	2	6	5	+0.2	13.13	q	
22	2975	SHEKHODANOVA Natalya	RUS	3	3	3	-0.8	13.15	Q	
	3230	KRASOVSKA Olena	UKR	2	4	6	+0.2	13.15	q	
24	3140	ROBERTS Trecia	THA	3	7	4	-0.8	13.16	Q	
25	3245	SHEMCHISHENA Mayya	UKR	5	5	6	+0.7	13.18		
26	1376	FENG Yun	CHN	3	4	5	-0.8	13.19		
27	1338	FELICIEN Perdita	CAN	4	5	6	+1.1	13.21		
28	1108	EDWARDS Deborah	AUS	1	3	5	+0.6	13.24		
29	3224	BODROVA Nadiya	UKR	1	2	6	+0.6	13.25		
30	1697	BOSCO Manuela	FIN	1	5	7	+0.6	13.51		
	2475	COOPER Hannah	LBR	5	2	7	+0.7	13.51		
32	3419	VU Bich Huong	VIE	3	5	6	-0.8	13.61		
33	2466	TRUMPE Anita	LAT	4	3	7	+1.1	13.77		
34	2508	RAKOTOZAFY Rosa	MAD	3	2	7	-0.8	13.80		
35	1307	CONJUNGO Maria Joelle	CAF	2	5	7	+0.2	13.95		
36	3061	GOMES Enezenaide	STP	4	7	8	+1.1	14.43		

LEGEND / LEGENDE

WR	World Record / Record du monde	Pos	Position / Posicion	SB	Season Best / Meilleure perf. sai.
OR	Olympic Record / Record olympique	Q	Qualified by Right / Qualifié direct	q	Qualified / Qualifié
No	Number / Numéro	PB	Personal Best / Record personnel		

**RESULTS SUMMARY****RECAPITULATIF DES RESULTATS****WOMEN'S 100M HURDLES
ROUND 1****100 M HAIES - FEMMES
1ER TOUR**

MON 25 SEP 2000

LUN 25 SEPT 2000

OLYMPIC STADIUM

WR	12.21	DONKOVA Yordanka	BUL Stara Zagora (BUL)	20/08/88	QUALIFICATION : First 4 in each heat(Q) and 4 fastest(q)
OR	12.38	DONKOVA Yordanka	BUL Seoul (KOR)	30/09/88	

Rank	No	Name	NOC Code	Heat	Lane / Order	Pos	Wind	Time
37	3124	LIKU Ana Siulolo	TGA	3	8	8	-0.8	14.58
38	1043	de PAOLI Veronica	ARG	2	8	8	+0.2	14.61

LEGEND / LEGENDE

WR	World Record / Record du monde	Pos	Position / Posicion	SB	Season Best / Meilleure perf. sai.
OR	Olympic Record / Record olympique	Q	Qualified by Right / Qaulifié direct	q	Qualified / Qualifié
No	Number / Numéro	PB	Personal Best / Record personnel		

**RESULTS****RESULTATS****WOMEN'S 400M HURDLES
FINAL****400 M HAIES - FEMMES
FINALE**

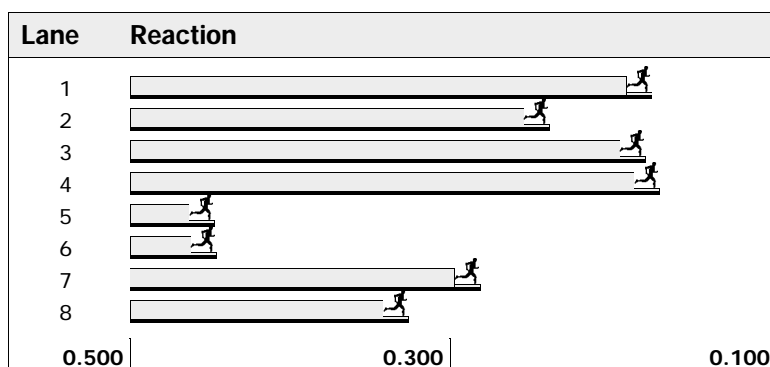
WED 27 SEP 2000

MER 27 SEPT 2000

OLYMPIC STADIUM

WR	52.61	BATTEN Kim	USA Gothenburg (SWE)	11/08/95
OR	52.82	HEMMINGS Deon	JAM Atlanta (USA)	31/07/96

Rank	No	Name	NOC Code	Date of Birth	Lane / Order	Reaction	Result	
1	2966	PRIVALOVA Irina	RUS	22 NOV 1968	3	0.178	53.02	PB
2	2287	HEMMINGS Deon	JAM	9 OCT 1968	6	0.446	53.45	SB
3	2532	BIDOUANE Nouzha	MAR	18 SEP 1969	4	0.169	53.57	
4	1497	PERNIA Daimi	CUB	27 DEC 1976	5	0.447	53.68	SB
5	3246	TERESHCHUK-ANTIPOVA Tetyana	UKR	11 OCT 1969	8	0.326	53.98	SB
6	2836	TIRLEA Ionela	ROM	9 FEB 1976	7	0.281	54.35	SB
7	2165	ARNARDOTTIR Gudrun	ISL	24 SEP 1971	2	0.238	54.63	
8	1824	DANVERS Natasha	GBR	19 SEP 1977	1	0.174	55.00	



Clear

Humidity : 36%


Air Temp.: 24°C/ 75°F

Wind : 9 km/h W

LEGEND / LEGENDE

No	Number / Numéro	PB	Personal Best / Record personnel
WR	World Record / Record du monde	SB	Season Best / Meilleure perf. sai.
OR	Olympic Record / Record olympique		

The 2000 Sydney Olympic Games - 400m Hurdles Women Final



Results Wind: no measurement

Rank	La	Bib Nu		Time	R_time
1.	3	2966	Privalova Irina	RUS	53.02 0.178
2.	6	2287	Hemmings Deon	JAM	53.45 0.446
3.	4	2532	Bidouane Nouzha	MAR	53.57 0.169
4.	5	1497	Pernia Daimi	CUB	53.68 0.447
5.	8	3246	Tereshchuk-Anti Tetyana	UKR	53.98 0.326
6.	7	2836	Tirlea Ionela	ROM	54.35 0.281
7.	2	2165	Arnardottir Gudrun	ISL	54.63 0.238
8.	1	1824	Danvers Natasha	GBR	55.00 0.174

Start: 27. 9.2000 20:57:36.125 @456
 Print: 27. 9.2000 21:01:50 @459

Scan'O'Vision Color
 Race ID: W40HF100

swatch+TIMING

Photo credit: © 2000 Swatch Timing Ltd.
 All rights reserved
 If this photo is used for any commercial purpose, layout and copy have to be submitted to any recognizable person prior to release.
 The producer does not assume any responsibility.



TM © SOCOG 1996

**RESULTS****RESULTATS****WOMEN'S 400M HURDLES
SEMIFINAL****400 M HAIES - FEMMES
DEMI-FINALE**

MON 25 SEP 2000

LUN 25 SEPT 2000

OLYMPIC STADIUM

WR	52.61	BATTEN Kim	USA Gothenburg (SWE)	11/08/95	QUALIFICATION : First 3 in each heat(Q) and 2 fastest(q)
OR	52.82	HEMMINGS Deon	JAM Atlanta (USA)	31/07/96	

SEMIFINAL 1

Rank	No	Name	NOC Code	Date of Birth	Lane / Order	Reaction	Result
1	2287	HEMMINGS Deon	JAM	9 OCT 1968	3	0.288	54.00 Q SB
2	1497	PERNIA Daimi	CUB	27 DEC 1976	5	0.448	54.92 Q
3	1824	DANVERS Natasha	GBR	19 SEP 1977	8	0.156	54.95 Q PB
4	1929	URBANSKY Ulrike	GER	6 APR 1977	4	0.185	55.23
5	1913	MEISSNER Heike	GER	29 JAN 1970	6	0.399	55.73
6	3327	BATTEN Kim	USA	29 MAR 1969	2	0.207 F ¹	55.73
7	2365	TORSHINA Natalya	KAZ	4 OCT 1968	1	0.222	56.22
8	2962	NOSOVA Yulia	RUS	21 APR 1978	7		56.58

SEMIFINAL 2

Rank	No	Name	NOC Code	Date of Birth	Lane / Order	Reaction	Result
1	2966	PRIVALOVA Irina	RUS	22 NOV 1968	5	0.203	54.02 Q PB
2	2532	BIDOUANE Nouzha	MAR	18 SEP 1969	3	0.190	54.19 Q
3	3246	TERESHCHUK-ANTIPOVA Tetyana	UKR	11 OCT 1969	6	0.394	54.25 Q
4	2836	TIRLEA Ionela	ROM	9 FEB 1976	8	0.219	54.70 q SB
5	2165	ARNARDOTTIR Gudrun	ISL	24 SEP 1971	7	0.181	54.82 q
6	3351	GLOVER Sandra	USA	30 DEC 1968	4	0.473	54.98
7	1190	BLACKETT Andrea	BAR	24 JAN 1976	1	0.194	55.30
8	2295	SCOTT-POMALES Catherine	JAM	24 AUG 1973	2	0.219	55.78

LEGEND / LEGENDE

No	Number / Numéro	Q	Qualified by Right / Qualifié direct	Fx	False Start / Faux départ
WR	World Record / Record du monde	SB	Season Best / Meilleure perf. sai.	q	Qualified / Qualifié
OR	Olympic Record / Record olympique	PB	Personal Best / Record personnel		

**RESULTS SUMMARY****RECAPITULATIF DES RESULTATS****WOMEN'S 400M HURDLES SEMIFINAL****400 M HAIES - FEMMES DEMI-FINALE**

MON 25 SEP 2000

LUN 25 SEPT 2000

OLYMPIC STADIUM

WR	52.61	BATTEN Kim	USA Gothenburg (SWE)	11/08/95	QUALIFICATION : First 3 in each heat(Q) and 2 fastest(q)
OR	52.82	HEMMINGS Deon	JAM Atlanta (USA)	31/07/96	

Rank	No	Name	NOC Code	Heat	Lane / Order	Pos	Time		
1	2287	HEMMINGS Deon	JAM	1	3	1	54.00	Q	SB
2	2966	PRIVALOVA Irina	RUS	2	5	1	54.02	Q	PB
3	2532	BIDOUANE Nouzha	MAR	2	3	2	54.19	Q	
4	3246	TERESHCHUK-ANTIPOVA Tetyana	UKR	2	6	3	54.25	Q	
5	2836	TIRLEA Ionela	ROM	2	8	4	54.70	q	SB
6	2165	ARNARDOTTIR Gudrun	ISL	2	7	5	54.82	q	
7	1497	PERNIA Daimi	CUB	1	5	2	54.92	Q	
8	1824	DANVERS Natasha	GBR	1	8	3	54.95	Q	PB
9	3351	GLOVER Sandra	USA	2	4	6	54.98		
10	1929	URBANSKY Ulrike	GER	1	4	4	55.23		
11	1190	BLACKETT Andrea	BAR	2	1	7	55.30		
12	3327	BATTEN Kim	USA	1	2	6	55.73		
	1913	MEISSNER Heike	GER	1	6	5	55.73		
14	2295	SCOTT-POMALES Catherine	JAM	2	2	8	55.78		
15	2365	TORSHINA Natalya	KAZ	1	1	7	56.22		
16	2962	NOSOVA Yulia	RUS	1	7	8	56.58		

LEGEND / LEGENDE

WR	World Record / Record du monde	Pos	Position / Posicion	PB	Personal Best / Record personnel
OR	Olympic Record / Record olympique	Q	Qualified by Right / Qualifié direct	q	Qualified / Qualifié
No	Number / Numéro	SB	Season Best / Meilleure perf. sai.		

**RESULTS****RESULTATS****WOMEN'S 400M HURDLES
ROUND 1****400 M HAIES - FEMMES
1ER TOUR**

SUN 24 SEP 2000

DIM 24 SEPT 2000

OLYMPIC STADIUM

WR	52.61	BATTEN Kim	USA Gothenburg (SWE)	11/08/95	QUALIFICATION : First 2 in each heat(Q) and 6 fastest(q)
OR	52.82	HEMMINGS Deon	JAM Atlanta (USA)	31/07/96	

HEAT 1

Rank	No	Name	NOC Code	Date of Birth	Lane / Order	Reaction	Result
1	2532	BIDOUANE Nouzha	MAR	18 SEP 1969	4	0.162	55.38 Q
2	3327	BATTEN Kim	USA	29 MAR 1969	6	0.162	56.28 Q
3	1190	BLACKETT Andrea	BAR	24 JAN 1976	2	0.174	56.31 q
4	1826	DUDGEON Sinead	GBR	9 JUL 1976	5	0.201	57.82
5	3411	KAPALU Mary-Estelle	VAN	11 AUG 1966	3	0.437	1:02.68
	2979	CHULKOVA Natalia	RUS	5 DEC 1977	8	0.343	DNF
	1342	HAUGHTON Karlene	CAN	18 OCT 1972	7		DNS

HEAT 2

Rank	No	Name	NOC Code	Date of Birth	Lane / Order	Reaction	Result
1	1497	PERNIA Daimi	CUB	27 DEC 1976	7	0.256	55.53 Q
2	1913	MEISSNER Heike	GER	29 JAN 1970	8	0.224	55.58 Q
3	1824	DANVERS Natasha	GBR	19 SEP 1977	3	0.160	55.68 q
4	2962	NOSOVA Yulia	RUS	21 APR 1978	6	0.293	56.11 q
5	2295	SCOTT-POMALES Catherine	JAM	24 AUG 1973	5	0.187	56.17 q
6	3226	DEBELA Tetyana	UKR	28 JAN 1970	4	0.164	57.33
7	3465	CHERRY	MYA	24 SEP 1973	2	0.218	1:00.81

HEAT 3

Rank	No	Name	NOC Code	Date of Birth	Lane / Order	Reaction	Result
1	2287	HEMMINGS Deon	JAM	9 OCT 1968	6	0.219	55.44 Q
2	3246	TERESHCHUK-ANTIPOVA Tetyana	UKR	11 OCT 1969	2	0.329	56.27 Q
3	1128	PITTMAN Jana	AUS	9 NOV 1982	4	0.196	56.76
4	2735	OLICHWIERCZUK Anna	POL	10 DEC 1978	5	0.229	57.36
5	2239	NIEDERSTATTER Monika	ITA	2 MAR 1974	3	0.268	58.02
6	3002	DIOUF Tacko	SEN	17 OCT 1976	7	0.173	58.65

LEGEND / LEGENDE

No	Number / Numéro	Q	Qualified by Right / Qualifié direct	DNS	Did Not Start / Non partant
WR	World Record / Record du monde	q	Qualified / Qualifié		
OR	Olympic Record / Record olympique	DNF	Did Not Finish / Abandon		

MEISSNER REINSTATED BY TRACK REFEREE

**RESULTS****RESULTATS****WOMEN'S 400M HURDLES
ROUND 1****400 M HAIES - FEMMES
1ER TOUR**

SUN 24 SEP 2000

DIM 24 SEPT 2000

OLYMPIC STADIUM

WR	52.61	BATTEN Kim	USA Gothenburg (SWE)	11/08/95	QUALIFICATION : First 2 in each heat(Q) and 6 fastest(q)
OR	52.82	HEMMINGS Deon	JAM Atlanta (USA)	31/07/96	

HEAT 4

Rank	No	Name	NOC Code	Date of Birth	Lane / Order	Reaction	Result
1	3351	GLOVER Sandra	USA	30 DEC 1968	6	0.207	55.76 Q
2	1929	URBANSKY Ulrike	GER	6 APR 1977	8	0.297	55.93 Q
3	2365	TORSHINA Natalya	KAZ	4 OCT 1968	7	0.289	56.38 q
4	2160	SMITH-WALSH Susan	IRL	14 SEP 1971	4	0.152	57.08
5	2467	ZAUNA Irena	LAT	16 MAR 1981	3	0.299	57.79
6	1129	POETSCHKA Lauren	AUS	22 OCT 1974	5	0.183	58.06
7	1991	GOUNTUNOUDI Chrysoula	GRE	28 MAR 1977	2	0.223	1:01.59

HEAT 5

Rank	No	Name	NOC Code	Date of Birth	Lane / Order	Reaction	Result
1	2966	PRIVALOVA Irina	RUS	22 NOV 1968	3	0.204	55.89 Q
2	2165	ARNARDOTTIR Gudrun	ISL	24 SEP 1971	6	0.201	56.30 Q
3	2836	TIRLEA Ionela	ROM	9 FEB 1976	2	0.246	56.40 q
4	3330	BUFORD-BAILEY Tonja	USA	13 DEC 1970	8	0.206	57.02
5	1834	MADDOX Keri	GBR	4 JUL 1972	4	0.220	57.44
6	1130	PRICE Stephanie	AUS	17 JUL 1972	5		58.81
7	2273	ALLEN Patrina	JAM	17 APR 1975	7	0.328	59.36

LEGEND / LEGENDE

No	Number / Numéro	Q	Qualified by Right / Qualifié direct	DNS	Did Not Start / Non partant
WR	World Record / Record du monde	q	Qualified / Qualifié		
OR	Olympic Record / Record olympique	DNF	Did Not Finish / Abandon		

MEISSNER REINSTATED BY TRACK REFEREE

ATHLETISME
Athletics
ATHLETISME
Athletics
ATHLETISME
Athletics
ATHLETISME
Athletics

**RESULTS SUMMARY****RECAPITULATIF DES RESULTATS****WOMEN'S 400M HURDLES
ROUND 1****400 M HAIES - FEMMES
1ER TOUR**

SUN 24 SEP 2000

DIM 24 SEPT 2000

OLYMPIC STADIUM

WR	52.61	BATTEN Kim	USA Gothenburg (SWE)	11/08/95	QUALIFICATION : First 2 in each heat(Q) and 6 fastest(q)
OR	52.82	HEMMINGS Deon	JAM Atlanta (USA)	31/07/96	

Rank	No	Name	NOC Code	Heat	Lane / Order	Pos	Time	
1	2532	BIDOUANE Nouzha	MAR	1	4	1	55.38	Q
2	2287	HEMMINGS Deon	JAM	3	6	1	55.44	Q
3	1497	PERNIA Daimi	CUB	2	7	1	55.53	Q
4	1913	MEISSNER Heike	GER	2	8	2	55.58	Q
5	1824	DANVERS Natasha	GBR	2	3	3	55.68	q
6	3351	GLOVER Sandra	USA	4	6	1	55.76	Q
7	2966	PRIVALOVA Irina	RUS	5	3	1	55.89	Q
8	1929	URBANSKY Ulrike	GER	4	8	2	55.93	Q
9	2962	NOSOVA Yulia	RUS	2	6	4	56.11	q
10	2295	SCOTT-POMALES Catherine	JAM	2	5	5	56.17	q
11	3246	TERESHCHUK-ANTIPOVA Tetyana	UKR	3	2	2	56.27	Q
12	3327	BATTEN Kim	USA	1	6	2	56.28	Q
13	2165	ARNARDOTTIR Gudrun	ISL	5	6	2	56.30	Q
14	1190	BLACKETT Andrea	BAR	1	2	3	56.31	q
15	2365	TORSHINA Natalya	KAZ	4	7	3	56.38	q
16	2836	TIRLEA Ionela	ROM	5	2	3	56.40	q
17	1128	PITTMAN Jana	AUS	3	4	3	56.76	
18	3330	BUFORD-BAILEY Tonja	USA	5	8	4	57.02	
19	2160	SMITH-WALSH Susan	IRL	4	4	4	57.08	
20	3226	DEBELA Tetyana	UKR	2	4	6	57.33	
21	2735	OLICHWIERCZUK Anna	POL	3	5	4	57.36	
22	1834	MADDOX Keri	GBR	5	4	5	57.44	
23	2467	ZAUNA Irena	LAT	4	3	5	57.79	
24	1826	DUDGEON Sinead	GBR	1	5	4	57.82	
25	2239	NIEDERSTATTER Monika	ITA	3	3	5	58.02	
26	1129	POETSCHKA Lauren	AUS	4	5	6	58.06	
27	3002	DIOUF Tacko	SEN	3	7	6	58.65	
28	1130	PRICE Stephanie	AUS	5	5	6	58.81	
29	2273	ALLEN Patrina	JAM	5	7	7	59.36	
30	3465	CHERRY	MYA	2	2	7	1:00.81	
31	1991	GOUNTUNOUDI Chrysoula	GRE	4	2	7	1:01.59	
32	3411	KAPALU Mary-Estelle	VAN	1	3	5	1:02.68	
	2979	CHULKOVA Natalia	RUS	1	8		DNF	
	1342	HAUGHTON Karlene	CAN	1	7		DNS	

LEGEND / LEGENDE

WR	World Record / Record du monde	Pos	Position / Posicion	DNF	Did Not Finish / Abandon
OR	Olympic Record / Record olympique	Q	Qualified by Right / Qaulifié direct	DNS	Did Not Start / Non partant
No	Number / Numéro	q	Qualified / Qualifié		

MEISSNER REINSTATED BY TRACK REFEREE

**RESULTS****RESULTATS****WOMEN'S 4X100M RELAY
FINALE
RELAIS 4X100 M - FEMMES
FINALE**SAT 30 SEP 2000
SAM 30 SEPT 2000

OLYMPIC STADIUM

WR	41.37	GDR	GDR Canberra (AUS)	06/10/85
OR	41.60	GDR	GDR Moscow (URS)	01/08/80


Rank	NOC Code	NOC / Name	Lane	Reaction	Result	
1	BAH	Bahamas	5	0.153	41.95	SB
	1179	FYNES Sevatheda				
	1180	STURRUP Chandra				
	1174	DAVIS-THOMPSON Pauline				
	1178	FERGUSON Debbie				
2	JAM	Jamaica	3	0.174	42.13	SB
	2290	LAWRENCE Tayna				
	2277	CAMPBELL Veronica				
	2291	McDONALD Beverly				
	2293	OTTEY Merlene				
3	USA	United States of America	6	0.384	42.20	
	3349	GAINES Chryste				
	3346	EDWARDS Torri				
	3368	PERRY Nanceen				
	3357	JONES Marion				
4	FRA	France	4	0.433	42.42	
	1754	FERGA Linda				
	1756	HURTIS Muriel				
	1753	DIA Fabe				
	1747	ARRON Christine				
5	RUS	Russian Federation	8	0.153	43.02	
	2939	IGNATOVA Natalya				
	2981	TRANDENKOVA Marina				
	2942	KHABAROVA Irina				
	2984	VORONOVA Natalya				
6	GER	Germany	1	0.155	43.11	
	1924	ROCKMEIER Gabi				
	1918	MULRAIN Sabrina				
	1921	PHILIPP Andrea				
	1930	WAGNER Marion				
7	NGR	Nigeria	7	0.415	44.05	
	2641	ALOZIE Glory				
	2639	AJUDUA Benedicta				
	2648	NKU Mercy				
	2651	ONYALI-OMAGBEMI Mary				
8	CHN	People's Republic of China	2	0.212	44.87	
	1392	ZENG Xijun				
	1385	LIU Xiaomei				
	1386	QIN Wangping				
	1383	LI Xuemei				

Sunny Humidity : 15%
 Air Temp.: 26°C/ 79°F
 Wind : 35 km/h W

LEGEND / LEGENDE

WR World Record / Record du monde
OR Olympic Record / Record olympique
SB Season Best / Meilleure perf. sai.

The 2000 Sydney Olympic Games - 4x100m Women Final



Results Wind: no measurement

Rank	La	Bib Nu		Time	R_time
1.	5	0	Bahamas	BAH	41.95 0.153
2.	3	0	Jamaica	JAM	42.13 0.174
3.	6	0	United States of America	USA	42.20 0.384
4.	4	0	France	FRA	42.42 0.433
5.	8	0	Russian Federation	RUS	43.02 0.153
6.	1	0	Germany	GER	43.11 0.155
7.	7	0	Nigeria	NGR	44.05 0.415
8.	2	0	People's Rep. of China	CHN	44.87 0.212

Start: 30. 9.2000 19:41:17.439 @403
 Print: 30. 9.2000 19:45:31 @406

Scan'O'Vision Color
 Race ID: W4X1F100

swatch+TIMING

Photo credit: © 2000 Swatch Timing Ltd.
 All rights reserved
 If this photo is used for any commercial purpose, layout and copy have to be submitted to any recognizable person prior to release.
 The producer does not assume any responsibility.



TM © SOCOG 1996

**RESULTS****RESULTATS****WOMEN'S 4X100M RELAY
SEMIFINAL****RELAIS 4X100 M - FEMMES
DEMI-FINALE**FRI 29 SEP 2000
VEN 29 SEPT 2000

OLYMPIC STADIUM

WR	41.37	GDR	GDR Canberra (AUS)	06/10/85	QUALIFICATION : First 3 in each heat(Q) and 2 fastest(q)
OR	41.60	GDR	GDR Moscow (URS)	01/08/80	

SEMIFINAL 1

Rank	NOC Code	NOC Name	Lane	Reaction	Result	
1	BAH	Bahamas	6	0.234	42.42	Q
2	USA	United States of America	3	0.254	42.82	Q
3	NGR	Nigeria	7	0.296	42.82	Q SB
4	RUS	Russian Federation	4	0.154	42.84	q SB
5	GHA	Ghana	2	0.193	43.19	NR
6	UKR	Ukraine	8	0.187	43.31	
7	GRE	Greece	5	0.446	43.53	
8	MAD	Madagascar	1	0.168	43.98	

SEMIFINAL 2

Rank	NOC Code	NOC Name	Lane	Reaction	Result	
1	JAM	Jamaica	3	0.242	42.15	Q SB
2	FRA	France	4	0.490	42.42	Q
3	GER	Germany	5	0.157	42.85	Q
4	CHN	People's Republic of China	7	0.367	43.04	q SB
5	GBR	Great Britain	8	0.198	43.19	SB
6	FIN	Finland	6	0.170	43.50	SB
7	POL	Poland	2	0.164	44.07	
8	COL	Colombia	1	0.253	44.37	

LEGEND / LEGENDE

WR	World Record / Record du monde	SB	Season Best / Meilleure perf. sai.
OR	Olympic Record / Record olympique	q	Qualified / Qualifié
Q	Qualified by Right / Qualifié direct	NR	National Record / Record national

ATHLETISME
Athletics
ATHLETISME
Athletics
ATHLETISME
Athletics
ATHLETISME
Athletics

**RESULTS SUMMARY****RECAPITULATIF DES RESULTATS****WOMEN'S 4X100M RELAY
SEMIFINAL****RELAIS 4X100 M - FEMMES
DEMI-FINALE**FRI 29 SEP 2000
VEN 29 SEPT 2000

OLYMPIC STADIUM

WR	41.37	GDR	GDR Canberra (AUS)	06/10/85	QUALIFICATION : First 3 in each heat(Q) and 2 fastest(q)
OR	41.60	GDR	GDR Moscow (URS)	01/08/80	

Rank	NOC Code	NOC Name	Heat	Lane	Pos	Time		
1	JAM	Jamaica	2	3	1	42.15	Q	SB
2	BAH	Bahamas	1	6	1	42.42	Q	
	FRA	France	2	4	2	42.42	Q	
4	NGR	Nigeria	1	7	3	42.82	Q	SB
	USA	United States of America	1	3	2	42.82	Q	
6	RUS	Russian Federation	1	4	4	42.84	q	SB
7	GER	Germany	2	5	3	42.85	Q	
8	CHN	People's Republic of China	2	7	4	43.04	q	SB
9	GHA	Ghana	1	2	5	43.19		NR
	GBR	Great Britain	2	8	5	43.19		SB
11	UKR	Ukraine	1	8	6	43.31		
12	FIN	Finland	2	6	6	43.50		SB
13	GRE	Greece	1	5	7	43.53		
14	MAD	Madagascar	1	1	8	43.98		
15	POL	Poland	2	2	7	44.07		
16	COL	Colombia	2	1	8	44.37		

LEGEND / LEGENDE

WR	World Record / Record du monde	Q	Qualified by Right / Qualifié direct	NR	National Record / Record national
OR	Olympic Record / Record olympique	SB	Season Best / Meilleure perf. sai.		
Pos	Position / Posicion	q	Qualified / Qualifié		

**RESULTS****RESULTATS****WOMEN'S 4X100M RELAY
ROUND 1
RELAIS 4X100 M - FEMMES
1ER TOUR**FRI 29 SEP 2000
VEN 29 SEPT 2000

OLYMPIC STADIUM

WR	41.37	GDR	GDR Canberra (AUS)	06/10/85	QUALIFICATION : First 3 in each heat(Q) and 4 fastest(q)
OR	41.60	GDR	GDR Moscow (URS)	01/08/80	

HEAT 1

Rank	NOC Code	NOC Name	Lane	Reaction	Result	
1	FRA	France	3	0.244	43.23	Q
2	GRE	Greece	6	0.503	43.46	Q SB
3	POL	Poland	7	0.181	44.05	Q
4	THA	Thailand	2	0.236	44.51	SB
5	YUG	Yugoslavia	5	0.185	45.02	
	AUS	Australia	4	0.157	DNF	

HEAT 2

Rank	NOC Code	NOC Name	Lane	Reaction	Result	
1	JAM	Jamaica	4	0.175	42.46	Q SB
2	GER	Germany	5	0.470	42.82	Q
3	CHN	People's Republic of China	2	0.270	43.07	Q SB
4	GBR	Great Britain	3	0.173	43.26	q SB
5	COL	Colombia	7	0.270	44.08	q SB
6	CAN	Canada	6	0.482	44.08	

HEAT 3

Rank	NOC Code	NOC Name	Lane	Reaction	Result	
1	BAH	Bahamas	3	0.239	42.58	Q
2	FIN	Finland	5	0.145	43.66	Q SB
3	GHA	Ghana	7	0.443	43.77	Q NR
4	UKR	Ukraine	4	0.271	43.93	q
5	CIV	Cote d'Ivoire	6	0.186	44.34	NR
6	IND	India	2		45.20	

HEAT 4

Rank	NOC Code	NOC Name	Lane	Reaction	Result	
1	USA	United States of America	6	0.509	42.92	Q
2	RUS	Russian Federation	3	0.178	43.15	Q SB
3	NGR	Nigeria	8	0.432	43.28	Q
4	MAD	Madagascar	5	0.168	43.61	q NR

LEGEND / LEGENDE

WR	World Record / Record du monde	SB	Season Best / Meilleure perf. sai.	NR	National Record / Record national
OR	Olympic Record / Record olympique	DNF	Did Not Finish / Abandon		
Q	Qualified by Right / Qualifié direct	q	Qualified / Qualifié		

**RESULTS****RESULTATS****WOMEN'S 4X100M RELAY
ROUND 1****RELAIS 4X100 M - FEMMES
1ER TOUR**FRI 29 SEP 2000
VEN 29 SEPT 2000

OLYMPIC STADIUM

WR	41.37	GDR	GDR Canberra (AUS)	06/10/85	QUALIFICATION : First 3 in each heat(Q) and 4 fastest(q)
OR	41.60	GDR	GDR Moscow (URS)	01/08/80	

HEAT 4

Rank	NOC Code	NOC Name	Lane	Reaction	Result	
5	SRI	Sri Lanka	4		44.51	
6	UZB	Uzbekistan	2	0.226	45.14	SB
7	CMR	Cameroon	7	0.213	45.82	SB

LEGEND / LEGENDE

WR	World Record / Record du monde	SB	Season Best / Meilleure perf. sai.	NR	National Record / Record national
OR	Olympic Record / Record olympique	DNF	Did Not Finish / Abandon		
Q	Qualified by Right / Qualifié direct	q	Qualified / Qualifié		

**RESULTS SUMMARY****RECAPITULATIF DES RESULTATS****WOMEN'S 4X100M RELAY
ROUND 1****RELAIS 4X100 M - FEMMES
1ER TOUR**FRI 29 SEP 2000
VEN 29 SEPT 2000

OLYMPIC STADIUM

WR	41.37	GDR	GDR Canberra (AUS)	06/10/85	QUALIFICATION : First 3 in each heat(Q) and 4 fastest(q)
OR	41.60	GDR	GDR Moscow (URS)	01/08/80	

Rank	NOC Code	NOC Name	Heat	Lane	Pos	Time		
1	JAM	Jamaica	2	4	1	42.46	Q	SB
2	BAH	Bahamas	3	3	1	42.58	Q	
3	GER	Germany	2	5	2	42.82	Q	
4	USA	United States of America	4	6	1	42.92	Q	
5	CHN	People's Republic of China	2	2	3	43.07	Q	SB
6	RUS	Russian Federation	4	3	2	43.15	Q	SB
7	FRA	France	1	3	1	43.23	Q	
8	GBR	Great Britain	2	3	4	43.26	q	SB
9	NGR	Nigeria	4	8	3	43.28	Q	
10	GRE	Greece	1	6	2	43.46	Q	SB
11	MAD	Madagascar	4	5	4	43.61	q	NR
12	FIN	Finland	3	5	2	43.66	Q	SB
13	GHA	Ghana	3	7	3	43.77	Q	NR
14	UKR	Ukraine	3	4	4	43.93	q	
15	POL	Poland	1	7	3	44.05	Q	
16	COL	Colombia	2	7	5	44.08	q	SB
	CAN	Canada	2	6	6	44.08		
18	CIV	Cote d'Ivoire	3	6	5	44.34		NR
19	SRI	Sri Lanka	4	4	5	44.51		
	THA	Thailand	1	2	4	44.51		SB
21	YUG	Yugoslavia	1	5	5	45.02		
22	UZB	Uzbekistan	4	2	6	45.14		SB
23	IND	India	3	2	6	45.20		
24	CMR	Cameroon	4	7	7	45.82		SB
	AUS	Australia	1	4		DNF		

LEGEND / LEGENDE

WR	World Record / Record du monde	Q	Qualified by Right / Qualifié direct	NR	National Record / Record national
OR	Olympic Record / Record olympique	SB	Season Best / Meilleure perf. sai.	DNF	Did Not Finish / Abandon
Pos	Position / Posicion	q	Qualified / Qualifié		

**RESULTS****RESULTATS****WOMEN'S 4X400M RELAY
FINAL
RELAIS 4X400 M - FEMMES
FINALE**SAT 30 SEP 2000
SAM 30 SEPT 2000

OLYMPIC STADIUM

WR	3:15.17	USSR	URS Seoul (KOR)	01/10/88
OR	3:15.17	USSR	URS Seoul (KOR)	01/10/88

Rank	NOC Code	NOC / Name	Lane	Reaction	Result	
1	USA	United States of America	5	0.222	3:22.62	SB
		3362 MILES-CLARK Jearl				
		3353 HENNAGAN Monique				
		3357 JONES Marion				
		3337 COLANDER-RICHARDSON La Tasha				
2	JAM	Jamaica	7	0.344	3:23.25	SB
		2294 RICHARDS Sandie				
		2295 SCOTT-POMALES Catherine				
		2287 HEMMINGS Deon				
		2286 GRAHAM Lorraine				
3	RUS	Russian Federation	1	0.202	3:23.46	SB
		2977 SOTNIKOVA Yulia				
		2933 GONTCHARENKO Svetlana				
		2948 KOTLYAROVA Olga				
		2966 PRIVALOVA Irina				
4	NGR	Nigeria	3	0.323	3:23.80	
		2638 AFOLABI Olabisi				
		2653 OPARA Charity				
		2650 OKAFOR Rosemary				
		2649 OGUNKOYA Falilat				
5	AUS	Australia	4	0.374	3:23.81	AR
		1126 PERIS-KNEEBONE Nova				
		1122 LEWIS Tamsyn				
		1111 GAINSFORD-TAYLOR Melinda				
		1110 FREEMAN Cathy				
6	GBR	Great Britain	6	0.431	3:25.67	
		1824 DANVERS Natasha				
		1827 FRASER Donna				
		1823 CURBISHLEY Allison				
		1836 MERRY Katharine				
7	CZE	Czech Republic	2	0.299	3:29.17	
		1530 BURIANOVA Jitka				
		1528 BENESOVA Hana				
		1531 FICKOVA Lenka				
		1533 FUCHSOVA Helena				
8	CUB	Cuba	8	0.557	3:29.47	
		1488 CALATAYUD Zulia				
		1492 DUPORTY Julia				
		1487 BONNE Idalmis				
		1497 PERNIA Daimi				


Intermediate Times:

Distance	400m	800m	1200m
Team	JAM	JAM	USA
Split Time	51.33	1:42.37	2:31.94

LEGEND / LEGENDE

WR	World Record / Record du monde	AR	Area Record / Record continental
OR	Olympic Record / Record olympique		
SB	Season Best / Meilleure perf. sai.		

The 2000 Sydney Olympic Games - 4x400m Women Final



Results Wind: no measurement

Rank	La	Bib Nu		Time	R_time
1.	5	0	United States of America	USA	3:22.62 0.222
2.	7	0	Jamaica	JAM	3:23.25 0.344
3.	1	0	Russian Federation	RUS	3:23.46 0.202
4.	3	0	Nigeria	NGR	3:23.80 0.323
5.	4	0	Australia	AUS	3:23.81 0.374
6.	6	0	Great Britain	GBR	3:25.67 0.431
7.	2	0	Czech Republic	CZE	3:29.17 0.299
8.	8	0	Cuba	CUB	3:29.47 0.557

swatch+TIMING

Photo credit: © 2000 Swatch Timing Ltd.
 All rights reserved
 If this photo is used for any commercial purpose, layout and copy have to be submitted to any recognizable person prior to release.
 The producer does not assume any responsibility.



Start: 30. 9.2000 21:42:00.321 @487 Scan'O'Vision Color
 Print: 30. 9.2000 21:48:57 @492 Race ID: W4X4FI00

**RESULTS****RESULTATS****WOMEN'S 4X400M RELAY
ROUND 1
RELAIS 4X400 M - FEMMES
1ER TOUR**FRI 29 SEP 2000
VEN 29 SEPT 2000

OLYMPIC STADIUM

WR	3:15.17	USSR	URS Seoul (KOR)	01/10/88	QUALIFICATION : First 2 in each heat(Q) and 2 fastest(q)
OR	3:15.17	USSR	URS Seoul (KOR)	01/10/88	

HEAT 1

Rank	NOC Code	NOC Name	Lane	Reaction	Result		
1	USA	United States of America	4	0.258	3:23.95	Q	SB
2	CUB	Cuba	3	0.339	3:25.22	Q	SB
3	BLR	Belarus	8	0.159	3:26.31		NR
4	GER	Germany	5	0.215	3:27.02		SB
5	CAN	Canada	2	0.329	3:27.36		SB
6	ESP	Spain	7		3:32.45		SB
7	YUG	Yugoslavia	1	0.294	3:37.99		
	CMR	Cameroon	6		DNS		

HEAT 2

Rank	NOC Code	NOC Name	Lane	Reaction	Result		
1	GBR	Great Britain	5		3:25.28	Q	SB
2	JAM	Jamaica	8	0.580	3:25.65	Q	SB
3	RUS	Russian Federation	4	0.229	3:26.05	q	
4	ITA	Italy	3	0.261	3:27.23		SB
5	IND	India	2	0.272	3:31.46		
6	PUR	Puerto Rico	6	0.390	3:33.30		NR
	COL	Colombia	7		DNS		

HEAT 3

Rank	NOC Code	NOC Name	Lane	Reaction	Result		
1	NGR	Nigeria	5	0.202	3:22.99	Q	SB
2	AUS	Australia	2	0.210	3:24.05	Q	AR
3	CZE	Czech Republic	3	0.356	3:24.40	q	SB
4	SEN	Senegal	1	0.207	3:28.02		NR
5	BAR	Barbados	7	0.489	3:30.83		SB
6	IRL	Ireland	6	0.159	3:32.24		NR
7	SLO	Slovenia	8	0.376	3:35.00		NR
8	UZB	Uzbekistan	4	0.273	3:43.96		

LEGEND / LEGENDE

WR	World Record / Record du monde	SB	Season Best / Meilleure perf. sai.	q	Qualified / Qualifié
OR	Olympic Record / Record olympique	NR	National Record / Record national	AR	Area Record / Record Continental
Q	Qualified by Right / Qualifié direct	DNS	Did Not Start / Non partant		

**RESULTS SUMMARY****RECAPITULATIF DES RESULTATS****WOMEN'S 4X400M RELAY
ROUND 1****RELAIS 4X400 M - FEMMES
1ER TOUR**FRI 29 SEP 2000
VEN 29 SEPT 2000

OLYMPIC STADIUM

WR	3:15.17	USSR	URS Seoul (KOR)	01/10/88	QUALIFICATION : First 2 in each heat(Q) and 2 fastest(q)
OR	3:15.17	USSR	URS Seoul (KOR)	01/10/88	

Rank	NOC Code	NOC Name	Heat	Lane	Pos	Time		
1	NGR	Nigeria	3	5	1	3:22.99	Q	SB
2	USA	United States of America	1	4	1	3:23.95	Q	SB
3	AUS	Australia	3	2	2	3:24.05	Q	AR
4	CZE	Czech Republic	3	3	3	3:24.40	q	SB
5	CUB	Cuba	1	3	2	3:25.22	Q	SB
6	GBR	Great Britain	2	5	1	3:25.28	Q	SB
7	JAM	Jamaica	2	8	2	3:25.65	Q	SB
8	RUS	Russian Federation	2	4	3	3:26.05	q	
9	BLR	Belarus	1	8	3	3:26.31		NR
10	GER	Germany	1	5	4	3:27.02		SB
11	ITA	Italy	2	3	4	3:27.23		SB
12	CAN	Canada	1	2	5	3:27.36		SB
13	SEN	Senegal	3	1	4	3:28.02		NR
14	BAR	Barbados	3	7	5	3:30.83		SB
15	IND	India	2	2	5	3:31.46		
16	IRL	Ireland	3	6	6	3:32.24		NR
17	ESP	Spain	1	7	6	3:32.45		SB
18	PUR	Puerto Rico	2	6	6	3:33.30		NR
19	SLO	Slovenia	3	8	7	3:35.00		NR
20	YUG	Yugoslavia	1	1	7	3:37.99		
21	UZB	Uzbekistan	3	4	8	3:43.96		
	CMR	Cameroon	1	6		DNS		
	COL	Colombia	2	7		DNS		

LEGEND / LEGENDE

WR	World Record / Record du monde	Q	Qualified by Right / Qualifié direct	q	Qualified / Qualifié
OR	Olympic Record / Record olympique	SB	Season Best / Meilleure perf. sai.	NR	National Record / Record national
Pos	Position / Posicion	AR	Area Record / Record Continental	DNS	Did Not Start / Non partant

ATHLETISME
Athletics
ATHLETISME
Athletics
ATHLETISME
Athletics
ATHLETISME
Athletics

**RESULTS****RESULTATS****WOMEN'S WHEELCHAIR 800M
FINAL****800 M FAUTEUIL ROULANT - FEMMES
FINALE**

THU 28 SEP 2000

JEU 28 SEPT 2000

OLYMPIC STADIUM

WR	1:50.62	PETITCLERC Chantal	CAN Atlanta (USA)	07/07/99
OR	1:54.90	SAUVAGE Louise	AUS Atlanta (USA)	01/08/96


Rank	No	Name	NOC Code	Date of Birth	Lane / Order	Result
1	1133	SAUVAGE Louise	AUS	18 SEP 1973	1	1:56.07
2	2340	TSUCHIDA Wakako	JPN	15 OCT 1974	8	1:56.49
3	2573	HERNANDEZ Ariadne	MEX	29 SEP 1965	2	1:56.59
4	1829	GREY-THOMPSON Tanni	GBR	26 JUL 1969	5	1:56.86
5	3328	BECERRA Cheri	USA	27 SEP 1976	7	1:57.19
6	1349	PETITCLERC Chantal	CAN	15 DEC 1969	6	1:57.22
7	1894	ANGGRENY Lily	GER	15 SEP 1951	3	1:57.63
8	3113	NORDLUND Madeleine	SWE	7 JUN 1969	4	1:57.82

Intermediate Times:

Distance 400m
No 1133
Split Time 1:00.84

LEGEND / LEGENDE**No** Number / Numéro**WR** World Record / Record du monde**OR** Olympic Record / Record olympique

The 2000 Sydney Olympic Games - 800m Wheelchair Women Final



Results Wind: no measurement

Rank	Bib Nu	Name	Country	Time
1.	1133	Sauvage Louise	AUS	1:56.07
2.	2340	Tsuchida Wakako	JPN	1:56.49
3.	2573	Hernandez Ariadne	MEX	1:56.59
4.	1829	Grey-Thompson Tanni	GBR	1:56.86
5.	3328	Becerra Cheri	USA	1:57.19
6.	1349	Petitclerc Chantal	CAN	1:57.22
7.	1894	Anggreny Lily	GER	1:57.63
8.	3113	Nordlund Madeleine	SWE	1:57.82

Start: 28. 9.2000 19:32:49.817 @397 Scan'O'Vision Color
 Print: 28. 9.2000 19:45:00 @406 Race ID: W0C8FI00

swatch+TIMING

Photo credit: © 2000 Swatch Timing Ltd.
 All rights reserved
 If this photo is used for any commercial purpose, layout and copy have to be submitted to any recognizable person prior to release.
 The producer does not assume any responsibility.



TM © SOCOG 1996

**RESULTS****RESULTATS****MEN'S SHOT PUT
FINAL****LANCER DE POIDS - HOMMES
FINALE**FRI 22 SEP 2000
VEN 22 SEPT 2000

OLYMPIC STADIUM

WR	23.12	BARNES Randy	USA Los Angeles (USA)	20/05/90
OR	22.47	TIMMERMANN Ulf	GDR Seoul (KOR)	23/09/88

Rank	No	Name	NOC Code	Date of Birth	1	2	3	4	5	6	Result
1	1686	HARJU Arsi	FIN	18 MAR 1974	21.20	21.29	20.77	x	20.37	x	21.29
2	3305	NELSON Adam	USA	7 JUL 1975	20.53	21.20	21.21	x	20.97	x	21.21
3	3273	GODINA John	USA	31 MAY 1972	x	20.40	20.25	20.71	21.20	x	21.20
4	3255	BLOOM Andrew	USA	11 AUG 1973	20.87	x	20.11	x	19.92	20.16	20.87
5	3193	BILONOG Yuriy	UKR	9 MAR 1974	20.57	20.84	x	20.43	20.22	x	20.84
6	1598	MARTINEZ Manuel	ESP	7 DEC 1974	19.89	19.45	x	19.50	20.55	19.70	20.55 NR
7	2852	ROBBERTS Janus	RSA	10 MAR 1979	18.81	19.72	x	18.87	19.06	20.32	20.32
8	1862	BUDER Oliver-Sven	GER	23 JUN 1966	19.89	20.18	x	19.64	x	x	20.18
9	1231	MIKHNEVICH Andrei	BLR	12 JUL 1976	19.48	x	x				19.48
10	1518	MENC Miroslav	CZE	16 MAR 1971	19.02	19.16	19.39				19.39
11	3086	HABORAK Milan	SVK	11 JAN 1973	x	x	19.06				19.06
12	1682	AALTONEN Timo	FIN	11 APR 1969	x	18.64	x				18.64

LEGEND / LEGENDE

No	Number / Numéro	WR	World Record / Record du monde
x	Failure / Essai manqué	OR	Olympic Record / Record olympique
-	Pass / Essai non tenté	NR	National Record / Record national

**RESULTS****RESULTATS****MEN'S SHOT PUT
QUALIFYING A****LANCER DE POIDS - HOMMES
TOUR DE QUALIFICATION A**FRI 22 SEP 2000
VEN 22 SEPT 2000

OLYMPIC STADIUM

WR	23.12	BARNES Randy	USA Los Angeles (USA)	20/05/90	QUALIFICATION : 20.10 (Q) or 12 first(q)
OR	22.47	TIMMERMANN Ulf	GDR Seoul (KOR)	23/09/88	

GROUP A

Rank	No	Name	NOC Code	Date of Birth	1	2	3	Result
1	3273	GODINA John	USA	31 MAY 1972	20.58			20.58 Q
2	3305	NELSON Adam	USA	7 JUL 1975	20.12			20.12 Q
3	1682	AALTONEN Timo	FIN	11 APR 1969	20.04	x	19.82	20.04
4	1231	MIKHNEVICH Andrei	BLR	12 JUL 1976	x	x	19.97	19.97
5	1862	BUDER Oliver-Sven	GER	23 JUN 1966	19.96	x	19.80	19.96
6	1598	MARTINEZ Manuel	ESP	7 DEC 1974	19.94	18.95	19.86	19.94
7	1327	SNYDER Brad	CAN	8 JAN 1976	19.77	x	19.59	19.77
8	2843	LAMBRECHTS Burger	RSA	3 APR 1973	x	19.74	19.75	19.75
9	3429	PERIC Dragan	YUG	8 MAY 1964	19.04	19.46	19.49	19.49
10	3215	VIRASTYUK Roman	UKR	20 APR 1968	18.91	19.04	19.27	19.27
11	2637	UGWU Chima	NGR	19 JUL 1973	19.07	19.11	x	19.11
12	2849	POTGIETER Karel	RSA	21 SEP 1975	19.02	x	19.00	19.02
13	3089	KONOPKA Mikulas	SVK	23 JAN 1979	18.59	x	18.99	18.99
14	1446	ERCEGOVAC Stevimir	CRO	20 JAN 1974	18.74	18.98	x	18.98
15	2488	KLEIZA Saulius	LTU	2 APR 1964	18.57	x	18.59	18.59

LEGEND / LEGENDE

No	Number / Numéro	WR	World Record / Record du monde
x	Failure / Essai manqué	OR	Olympic Record / Record olympique
-	Pass / Essai non tenté	Q	Qualified by Right / Qualifié direct



RESULTS

RESULTATS

MEN'S SHOT PUT
QUALIFYING A

LANCER DE POIDS - HOMMES
TOUR DE QUALIFICATION A



FRI 22 SEP 2000
VEN 22 SEPT 2000

OLYMPIC STADIUM

WR	23.12	BARNES Randy	USA Los Angeles (USA)	20/05/90	QUALIFICATION : 20.10 (Q) or 12 first(q)
OR	22.47	TIMMERMANN Ulf	GDR Seoul (KOR)	23/09/88	

GROUP A

Rank	No	Name	NOC Code	Date of Birth	1	2	3	Result
16	2814	GUSET Gheorghe	ROM	28 MAY 1968	18.46	x	18.56	18.56
17	2102	SINGH Shakti	IND	14 MAY 1968	18.40	17.96	18.13	18.40
18	1478	PAUMIER Alexis	CUB	21 JAN 1975	18.31	x	18.04	18.31
19	1986	TIGKAS Vaios	GRE	16 OCT 1978	17.52	18.13	17.84	18.13

LEGEND / LEGENDE

No	Number / Numéro	WR	World Record / Record du monde
x	Failure / Essai manqué	OR	Olympic Record / Record olympique
-	Pass / Essai non tenté	Q	Qualified by Right / Qualifié direct

ATHLETISME
Athletics
ATHLETISME
Athletics
ATHLETISME
Athletics
ATHLETISME
Athletics

**RESULTS****RESULTATS****MEN'S SHOT PUT
QUALIFYING B****LANCER DE POIDS - HOMMES
TOUR DE QUALIFICATION B**FRI 22 SEP 2000
VEN 22 SEPT 2000

OLYMPIC STADIUM

WR	23.12	BARNES Randy	USA Los Angeles (USA)	20/05/90	QUALIFICATION : 20.10 (Q) or 12 first(q)
OR	22.47	TIMMERMANN Ulf	GDR Seoul (KOR)	23/09/88	

GROUP B

Rank	No	Name	NOC Code	Date of Birth	1	2	3	Result
1	1686	HARJU Arsi	FIN	18 MAR 1974	19.40	21.39		21.39 Q PB
2	3193	BILONOG Yuriy	UKR	9 MAR 1974	20.53			20.53 Q
3	3086	HABORAK Milan	SVK	11 JAN 1973	20.00	x	x	20.00
4	1518	MENC Miroslav	CZE	16 MAR 1971	19.68	19.18	19.92	19.92
5	3255	BLOOM Andrew	USA	11 AUG 1973	x	19.65	19.83	19.83
6	2852	ROBBERTS Janus	RSA	10 MAR 1979	19.75	19.16	19.79	19.79
7	1696	TIISANOJA Ville	FIN	24 DEC 1975	19.04	19.44	19.66	19.66
8	1543	OLSEN Joachim Broechner	DEN	31 MAY 1977	19.32	x	19.41	19.41
9	2869	CHUMACHENKO Pavel	RUS	5 APR 1971	18.99	19.40	x	19.40
10	2194	DAL SOGLIO Paolo	ITA	29 JUL 1970	19.39	x	x	19.39
11	2053	KISS Szilard	HUN	9 DEC 1975	18.60	18.61	18.95	18.95
12	1880	MERTENS Michael	GER	27 DEC 1965	18.64	18.48	18.72	18.72
13	2100	SINGH Bahadur	IND	7 MAY 1973	18.70	x	x	18.70
14	1052	ANLEZARK Justin	AUS	14 AUG 1977	18.59	18.11	18.46	18.59
15	1813	PROCTOR Mark	GBR	15 JAN 1963	x	18.49	x	18.49

LEGEND / LEGENDE

No	Number / Numéro	WR	World Record / Record du monde	PB	Personal Best / Record personnel
x	Failure / Essai manqué	OR	Olympic Record / Record olympique		
-	Pass / Essai non tenté	Q	Qualified by Right / Qualifié direct		



RESULTS

RESULTATS

MEN'S SHOT PUT
QUALIFYING B

LANCER DE POIDS - HOMMES
TOUR DE QUALIFICATION B



FRI 22 SEP 2000
VEN 22 SEPT 2000

OLYMPIC STADIUM

WR	23.12	BARNES Randy	USA Los Angeles (USA)	20/05/90	QUALIFICATION : 20.10 (Q) or 12 first(q)
OR	22.47	TIMMERMANN Ulf	GDR Seoul (KOR)	23/09/88	

GROUP B

Rank	No	Name	NOC Code	Date of Birth	1	2	3	Result
16	2807	MUBARAK Bilal Saad	QAT	1 JAN 1972	18.30	x	x	18.30
17	2544	EMILIANOV Ivan	MDA	19 FEB 1977	x	17.38	17.63	17.63
18	2349	RUBTSOV Sergey	KAZ	4 SEP 1964	15.49	15.90	x	15.90

LEGEND / LEGENDE

No	Number / Numéro	WR	World Record / Record du monde	PB	Personal Best / Record personnel
x	Failure / Essai manqué	OR	Olympic Record / Record olympique		
-	Pass / Essai non tenté	Q	Qualified by Right / Qualifié direct		

ATHLETISME
Athletics
ATHLETISME
Athletics
ATHLETISME
Athletics
ATHLETISME
Athletics

**RESULTS SUMMARY****RECAPITULATIF DES RESULTATS****MEN'S SHOT PUT
QUALIFYING****LANCER DE POIDS - HOMMES
TOUR DE QUALIFICATION**FRI 22 SEP 2000
VEN 22 SEPT 2000

OLYMPIC STADIUM

WR	23.12	BARNES Randy	USA Los Angeles (USA)	20/05/90	QUALIFICATION : 20.10 (Q) or 12 first(q)
OR	22.47	TIMMERMANN Ulf	GDR Seoul (KOR)	23/09/88	

Rank	No	Name	NOC Code	Group	Position	Result
1	1686	HARJU Arsi	FIN	B	1	21.39 Q PB
2	3273	GODINA John	USA	A	1	20.58 Q
3	3193	BILONOG Yuriy	UKR	B	2	20.53 Q
4	3305	NELSON Adam	USA	A	2	20.12 Q
5	1682	AALTONEN Timo	FIN	A	3	20.04 q
6	3086	HABORAK Milan	SVK	B	3	20.00 q
7	1231	MIKHNEVICH Andrei	BLR	A	4	19.97 q
8	1862	BUDER Oliver-Sven	GER	A	5	19.96 q
9	1598	MARTINEZ Manuel	ESP	A	6	19.94 q
10	1518	MENC Miroslav	CZE	B	4	19.92 q
11	3255	BLOOM Andrew	USA	B	5	19.83 q
12	2852	ROBBERTS Janus	RSA	B	6	19.79 q
13	1327	SNYDER Brad	CAN	A	7	19.77
14	2843	LAMBRECHTS Burger	RSA	A	8	19.75
15	1696	TIISANOJA Ville	FIN	B	7	19.66
16	3429	PERIC Dragan	YUG	A	9	19.49
17	1543	OLSEN Joachim Broechner	DEN	B	8	19.41
18	2869	CHUMACHENKO Pavel	RUS	B	9	19.40
19	2194	DAL SOGLIO Paolo	ITA	B	10	19.39
20	3215	VIRASTYUK Roman	UKR	A	10	19.27
21	2637	UGWU Chima	NGR	A	11	19.11
22	2849	POTGIETER Karel	RSA	A	12	19.02
23	3089	KONOPKA Mikulas	SVK	A	13	18.99
24	1446	ERCEGOVAC Stevimir	CRO	A	14	18.98
25	2053	KISS Szilard	HUN	B	11	18.95
26	1880	MERTENS Michael	GER	B	12	18.72
27	2100	SINGH Bahadur	IND	B	13	18.70
28	2488	KLEIZA Saulius	LTU	A	15	18.59
29	1052	ANLEZARK Justin	AUS	B	14	18.59
30	2814	GUSET Gheorghe	ROM	A	16	18.56
31	1813	PROCTOR Mark	GBR	B	15	18.49
32	2102	SINGH Shakti	IND	A	17	18.40
33	1478	PAUMIER Alexis	CUB	A	18	18.31
34	2807	MUBARAK Bilal Saad	QAT	B	16	18.30
35	1986	TIGKAS Vaios	GRE	A	19	18.13
36	2544	EMILIANOV Ivan	MDA	B	17	17.63

LEGEND / LEGENDE

No	Number / Numéro	Q	Qualified by Right / Qualifié direct
WR	World Record / Record du monde	PB	Personal Best / Record personnel
OR	Olympic Record / Record olympique	q	Qualified / Qualifié

ATHLETISME
Athletics
ATHLETISME
Athletics
ATHLETISME
Athletics
ATHLETISME
Athletics
ATHLETISME
Athletics

**RESULTS SUMMARY****RECAPITULATIF DES RESULTATS****MEN'S SHOT PUT
QUALIFYING****LANCER DE POIDS - HOMMES
TOUR DE QUALIFICATION**FRI 22 SEP 2000
VEN 22 SEPT 2000

OLYMPIC STADIUM

WR	23.12	BARNES Randy	USA Los Angeles (USA)	20/05/90	QUALIFICATION : 20.10 (Q) or 12 first(q)
OR	22.47	TIMMERMANN Ulf	GDR Seoul (KOR)	23/09/88	

Rank	No	Name	NOC Code	Group	Position	Result
37	2349	RUBTSOV Sergey	KAZ	B	18	15.90

LEGEND / LEGENDE

No	Number / Numéro	Q	Qualified by Right / Qualifié direct
WR	World Record / Record du monde	PB	Personal Best / Record personnel
OR	Olympic Record / Record olympique	q	Qualified / Qualifié

**RESULTS****RESULTATS****MEN'S DISCUS THROW
FINAL****LANCER DE DISQUE - HOMMES
FINALE**

MON 25 SEP 2000

LUN 25 SEPT 2000

OLYMPIC STADIUM

WR	74.08	SCHULT Juergen	GER Neubrandenburg (GDR)	06/06/86
OR	69.40	RIEDEL Lars	GER Atlanta (USA)	31/07/96

Rank	No	Name	NOC Code	Date of Birth	1	2	3	4	5	6	Result
1	2484	ALEKNA Virgilijus	LTU	13 FEB 1972	58.55	67.54	68.73	66.64	69.30	64.78	69.30
2	1884	RIEDEL Lars	GER	28 JUN 1967	65.18	x	68.50	68.08	67.33	63.87	68.50
3	2842	KRUGER Frantz	RSA	22 MAY 1975	67.89	x	68.19	68.06	x	62.72	68.19 AR
4	1226	KAPTYUKH Vasily	BLR	27 JUN 1967	58.93	64.50	67.59	64.42	65.07	66.70	67.59 PB
5	3313	SETLIFF Adam	USA	15 DEC 1969	60.50	66.02	64.72	65.10	63.10	61.99	66.02
6	1330	TUNKS Jason	CAN	7 MAY 1975	59.59	64.58	65.35	x	65.80	64.38	65.80
7	1224	DUBROVSHCHIK Vladimir	BLR	7 JAN 1972	63.95	65.13	x	64.32	x	60.15	65.13
8	1886	SCHULT Juergen	GER	11 MAY 1960	x	60.83	63.34	64.41	62.63	61.96	64.41
9	1648	TAMMERT Aleksander	EST	2 FEB 1973	55.84	59.26	63.25				63.25
10	1881	MOELLENBECK Michael	GER	12 DEC 1969	61.19	60.13	63.14				63.14
11	2904	SHEVCHENKO Dmitriy	RUS	13 MAY 1968	x	x	62.65				62.65
12	3319	WASHINGTON Anthony	USA	16 JAN 1966	x	x	59.87				59.87

LEGEND / LEGENDE

No	Number / Numéro	WR	World Record / Record du monde	PB	Personal Best / Record personnel
x	Failure / Essai manqué	OR	Olympic Record / Record olympique		
-	Pass / Essai non tenté	AR	Area Record / Record Continental		

**RESULTS****RESULTATS****MEN'S DISCUS THROW
QUALIFYING A****LANCER DE DISQUE - HOMMES
TOUR DE QUALIFICATION A**

SUN 24 SEP 2000

DIM 24 SEPT 2000

OLYMPIC STADIUM

WR	74.08	SCHULT Juergen	GER Neubrandenburg (GDR)	06/06/86	QUALIFICATION : 64.00 (Q) or 12 first(q)
OR	69.40	RIEDEL Lars	GER Atlanta (USA)	31/07/96	

GROUP A

Rank	No	Name	NOC Code	Date of Birth	1	2	3	Result
1	1884	RIEDEL Lars	GER	28 JUN 1967	68.15			68.15 Q
2	2842	KRUGER Frantz	RSA	22 MAY 1975	67.54			67.54 Q
3	1226	KAPTYUKH Vasily	BLR	27 JUN 1967	65.90			65.90 Q SB
4	2904	SHEVCHENKO Dmitriy	RUS	13 MAY 1968	62.82	63.09	65.29	65.29 Q
5	1224	DUBROVSHCHIK Vladimir	BLR	7 JAN 1972	64.03			64.03 Q
6	1886	SCHULT Juergen	GER	11 MAY 1960	63.76	60.97	x	63.76
7	1648	TAMMERT Aleksander	EST	2 FEB 1973	63.52	61.84	60.90	63.52
8	1369	LI Shaojie	CHN	26 NOV 1975	62.29	x	59.71	62.29 SB
9	2163	HALLGRIMSSON Magnus Aron	ISL	23 MAR 1976	60.95	58.79	60.03	60.95
10	1466	CASANAS Frank	CUB	18 OCT 1978	60.84	x	60.79	60.84
11	1515	MALINA Libor	CZE	14 JUN 1973	59.38	x	60.83	60.83
12	2490	UBARTAS Romas	LTU	26 MAY 1960	60.43	60.50	x	60.50
13	1819	WEIR Robert	GBR	4 FEB 1961	57.57	x	60.01	60.01
14	2723	STANSKI Olgierd	POL	4 APR 1973	59.31	58.06	x	59.31
15	2679	WINCHESTER Ian	NZL	27 MAY 1973	58.61	58.64	x	58.64

Cloudy

Humidity : 89%

Air Temp.: 14°C/ 57°F

Wind : 11 km/h W

LEGEND / LEGENDE

No	Number / Numéro	WR	World Record / Record du monde	SB	Season Best / Meilleure perf. sai.
x	Failure / Essai manqué	OR	Olympic Record / Record olympique		
-	Pass / Essai non tenté	Q	Qualified by Right / Qualifié direct		

**RESULTS****RESULTATS****MEN'S DISCUS THROW
QUALIFYING A****LANCER DE DISQUE - HOMMES
TOUR DE QUALIFICATION A**

SUN 24 SEP 2000

DIM 24 SEPT 2000

OLYMPIC STADIUM

WR	74.08	SCHULT Juergen	GER Neubrandenburg (GDR)	06/06/86	QUALIFICATION : 64.00 (Q) or 12 first(q)
OR	69.40	RIEDEL Lars	GER Atlanta (USA)	31/07/96	

GROUP A

Rank	No	Name	NOC Code	Date of Birth	1	2	3	Result
16	1222	CHEREVKO Leonid	BLR	13 APR 1974	57.63	x	58.32	58.32
17	1453	MUSTAPIC Dragan	CRO	23 MAR 1963	53.76	58.10	x	58.10
18	1306	CONJUNGO Michael Glenn	CAF	6 MAY 1968	x	57.85	55.60	57.85
19	1037	PUGLIESE Marcelo	ARG	2 SEP 1968	x	53.49	56.30	56.30
20	2141	MENTON John	IRL	7 MAY 1970	x	54.21	50.95	54.21
21	3392	POLTORATSKIY Roman	UZB	22 JUL 1972	45.40	x	47.83	47.83
	2057	KOVAGO Zoltan	HUN	10 APR 1979	x	x	x	NM
	3146	MAMEDOV Chary	TKM	12 OCT 1963	x	x	x	NM

Cloudy Humidity : 89 %
 Air Temp.: 14°C/ 57°F
 Wind : 11 km/h W

LEGEND / LEGENDE

No	Number / Numéro	WR	World Record / Record du monde	SB	Season Best / Meilleure perf. sai.
x	Failure / Essai manqué	OR	Olympic Record / Record olympique	NM	No Mark / Aucun essai réussi
-	Pass / Essai non tenté	Q	Qualified by Right / Qualifié direct		

**RESULTS****RESULTATS****MEN'S DISCUS THROW
QUALIFYING B****LANCER DE DISQUE - HOMMES
TOUR DE QUALIFICATION B**

SUN 24 SEP 2000

DIM 24 SEPT 2000

OLYMPIC STADIUM

WR	74.08	SCHULT Juergen	GER Neubrandenburg (GDR)	06/06/86	QUALIFICATION : 64.00 (Q) or 12 first(q)
OR	69.40	RIEDEL Lars	GER Atlanta (USA)	31/07/96	

GROUP B

Rank	No	Name	NOC Code	Date of Birth	1	2	3	Result
1	2484	ALEKNA Virgilijus	LTU	13 FEB 1972	67.10			67.10 Q
2	1330	TUNKS Jason	CAN	7 MAY 1975	64.40			64.40 Q
3	3313	SETLIFF Adam	USA	15 DEC 1969	x 63.25		-	63.25
4	3319	WASHINGTON Anthony	USA	16 JAN 1966	62.82	x	x	62.82
5	1881	MOELLENBECK Michael	GER	12 DEC 1969	62.30	62.72	61.92	62.72
6	2197	FORTUNA Diego	ITA	14 FEB 1968	60.12	x	62.24	62.24
7	2864	BORICHEVSKIY Aleksandr	RUS	25 JUN 1970	59.78	61.98	61.89	61.98
8	2047	FAZEKAS Robert	HUN	18 AUG 1975	x	x	61.76	61.76
9	3273	GODINA John	USA	31 MAY 1972	57.67	61.60	x	61.60
10	2848	POTGIETER Frits	RSA	13 MAR 1974	61.56	60.27	60.83	61.56
11	1597	MARTINEZ David	ESP	31 JAN 1967	61.50	x	59.97	61.50
12	1469	ELIZALDE Alexis	CUB	19 SEP 1967	57.75	61.13	59.96	61.13
13	1208	van DAELE Jo	BEL	6 APR 1972	60.89	60.93	x	60.93
14	2059	MATE Gabor	HUN	9 FEB 1979	59.43	60.69	60.86	60.86
15	2909	SIDOROV Vitaliy	RUS	23 MAR 1970	58.32	59.43	60.65	60.65

LEGEND / LEGENDE

No	Number / Numéro	WR	World Record / Record du monde
x	Failure / Essai manqué	OR	Olympic Record / Record olympique
-	Pass / Essai non tenté	Q	Qualified by Right / Qualifié direct

**RESULTS****RESULTATS****MEN'S DISCUS THROW
QUALIFYING B****LANCER DE DISQUE - HOMMES
TOUR DE QUALIFICATION B**

SUN 24 SEP 2000

DIM 24 SEPT 2000

OLYMPIC STADIUM

WR	74.08	SCHULT Juergen	GER Neubrandenburg (GDR)	06/06/86
OR	69.40	RIEDEL Lars	GER Atlanta (USA)	31/07/96

QUALIFICATION : 64.00 (Q) or 12 first(q)

GROUP B

Rank	No	Name	NOC Code	Date of Birth	1	2	3	Result
16	2487	KIDYKAS Vaclavas	LTU	17 OCT 1961	57.86	58.96	58.09	58.96
17	3195	CHUPRYNIN Kyrylo	UKR	22 JUL 1975	x	58.38	57.32	58.38
18	2146	SWEENEY Nick	IRL	26 MAR 1968	56.73	56.24	57.37	57.37
19	1815	SMITH Glen	GBR	21 MAY 1972	56.22	55.31	54.36	56.22
20	2799	ALDOSARI Rashid S	OAT	8 MAY 1981	x	54.47	53.42	54.47
	1319	GERVAIS Jason	CAN	18 JAN 1976	x	x	x	NM
	2813	GRASU Costel	ROM	5 JUL 1967	x	-	-	NM
	2637	UGWU Chima	NGR	19 JUL 1973	DNS			DNS

LEGEND / LEGENDE

No	Number / Numéro	WR	World Record / Record du monde	NM	No Mark / Aucun essai réussi
x	Failure / Essai manqué	OR	Olympic Record / Record olympique	DNS	Did Not Start / Non partant
-	Pass / Essai non tenté	Q	Qualified by Right / Qualifié direct		

**RESULTS SUMMARY****RECAPITULATIF DES RESULTATS****MEN'S DISCUS THROW
QUALIFYING****LANCER DE DISQUE - HOMMES
TOUR DE QUALIFICATION**

SUN 24 SEP 2000

DIM 24 SEPT 2000

OLYMPIC STADIUM

WR	74.08	SCHULT Juergen	GER Neubrandenburg (GDR)	06/06/86	QUALIFICATION : 64.00 (Q) or 12 first(q)
OR	69.40	RIEDEL Lars	GER Atlanta (USA)	31/07/96	

Rank	No	Name	NOC Code	Group	Position	Result
1	1884	RIEDEL Lars	GER	A	1	68.15 Q
2	2842	KRUGER Frantz	RSA	A	2	67.54 Q
3	2484	ALEKNA Virgilijus	LTU	B	1	67.10 Q
4	1226	KAPTYUKH Vasily	BLR	A	3	65.90 Q SB
5	2904	SHEVCHENKO Dmitry	RUS	A	4	65.29 Q
6	1330	TUNKS Jason	CAN	B	2	64.40 Q
7	1224	DUBROVSHCHIK Vladimir	BLR	A	5	64.03 Q
8	1886	SCHULT Juergen	GER	A	6	63.76 q
9	1648	TAMMERT Aleksander	EST	A	7	63.52 q
10	3313	SETLIFF Adam	USA	B	3	63.25 q
11	3319	WASHINGTON Anthony	USA	B	4	62.82 q
12	1881	MOELLENBECK Michael	GER	B	5	62.72 q
13	1369	LI Shaojie	CHN	A	8	62.29 SB
14	2197	FORTUNA Diego	ITA	B	6	62.24
15	2864	BORICHEVSKIY Aleksandr	RUS	B	7	61.98
16	2047	FAZEKAS Robert	HUN	B	8	61.76
17	3273	GODINA John	USA	B	9	61.60
18	2848	POTGIETER Frits	RSA	B	10	61.56
19	1597	MARTINEZ David	ESP	B	11	61.50
20	1469	ELIZALDE Alexis	CUB	B	12	61.13
21	2163	HALLGRIMSSON Magnus Aron	ISL	A	9	60.95
22	1208	van DAELE Jo	BEL	B	13	60.93
23	2059	MATE Gabor	HUN	B	14	60.86
24	1466	CASANAS Frank	CUB	A	10	60.84
25	1515	MALINA Libor	CZE	A	11	60.83
26	2909	SIDOROV Vitaliy	RUS	B	15	60.65
27	2490	UBARTAS Romas	LTU	A	12	60.50
28	1819	WEIR Robert	GBR	A	13	60.01
29	2723	STANSKI Olgierd	POL	A	14	59.31
30	2487	KIDYKAS Vaclovas	LTU	B	16	58.96
31	2679	WINCHESTER Ian	NZL	A	15	58.64
32	3195	CHUPRYNIN Kyrylo	UKR	B	17	58.38
33	1222	CHEREVKO Leonid	BLR	A	16	58.32
34	1453	MUSTAPIC Dragan	CRO	A	17	58.10
35	1306	CONJUNGO Michael Glenn	CAF	A	18	57.85
36	2146	SWEENEY Nick	IRL	B	18	57.37

LEGEND / LEGENDE

No	Number / Numéro	Q	Qualified by Right / Qualifié direct
WR	World Record / Record du monde	SB	Season Best / Meilleure perf. sai.
OR	Olympic Record / Record olympique	q	Qualified / Qualifié

**RESULTS SUMMARY****RECAPITULATIF DES RESULTATS****MEN'S DISCUS THROW
QUALIFYING****LANCER DE DISQUE - HOMMES
TOUR DE QUALIFICATION**

SUN 24 SEP 2000

DIM 24 SEPT 2000

OLYMPIC STADIUM

WR	74.08	SCHULT Juergen	GER Neubrandenburg (GDR)	06/06/86	QUALIFICATION : 64.00 (Q) or 12 first(q)
OR	69.40	RIEDEL Lars	GER Atlanta (USA)	31/07/96	

Rank	No	Name	NOC Code	Group	Position	Result
37	1037	PUGLIESE Marcelo	ARG	A	19	56.30
38	1815	SMITH Glen	GBR	B	19	56.22
39	2799	ALDOSARI Rashid S	OAT	B	20	54.47
40	2141	MENTON John	IRL	A	20	54.21
41	3392	POLTORATSKIY Roman	UZB	A	21	47.83
	2813	GRASU Costel	ROM	B		NM
	3146	MAMEDOV Chary	TKM	A		NM
	2057	KOVAGO Zoltan	HUN	A		NM
	1319	GERVAIS Jason	CAN	B		NM
	2637	UGWU Chima	NGR	B		DNS

LEGEND / LEGENDE

No	Number / Numéro	Q	Qualified by Right / Qualifié direct	NM	No Mark / Aucun essai réussi
WR	World Record / Record du monde	SB	Season Best / Meilleure perf. sai.	DNS	Did Not Start / Non partant
OR	Olympic Record / Record olympique	q	Qualified / Qualifié		

**RESULTS****RESULTATS****MEN'S JAVELIN THROW
FINAL****LANCER DE JAVELOT - HOMMES
FINALE**

SAT 23 SEP 2000

SAM 23 SEPT 2000

OLYMPIC STADIUM

WR	98.48	ZELEZNY Jan	CZE	Jena (GER)	25/05/96
OR	89.66	ZELEZNY Jan	CZE	Barcelona (ESP)	08/08/92

Rank	No	Name	NOC Code	Date of Birth	1	2	3	4	5	6	Result
1	1525	ZELEZNY Jan	CZE	16 JUN 1966	89.41	x	90.17	x	x	88.97	90.17 OR
2	1775	BACKLEY Steve	GBR	12 FEB 1969	86.25	89.85	x	80.99	x	x	89.85 SB
3	2886	MAKAROV Sergey	RUS	19 MAR 1973	88.67	85.90	x	x	86.67	85.30	88.67
4	1871	HECHT Raymond	GER	11 NOV 1968	87.76	x	x	x	76.11	-	87.76 SB
5	1694	PARVIAINEN Aki	FIN	26 OCT 1974	86.62	82.49	84.01	x	x	78.42	86.62
6	1964	GATSILOUDIS Konstadinos	GRE	17 DEC 1973	85.06	x	83.73	83.53	86.53	83.32	86.53
7	1872	HENRY Boris	GER	14 DEC 1973	82.94	80.78	83.45	x	85.78	83.31	85.78
8	1473	GONZALEZ Emeterio	CUB	11 APR 1973	76.13	78.55	83.33	x	x	77.19	83.33
9	2661	FAGERNES Paal Arne	NOR	8 JUN 1974	80.06	83.04	72.01				83.04
10	2724	TRAFAS Dariusz	POL	16 MAY 1972	75.11	82.30	82.01				82.30
11	1799	HILL Michael	GBR	22 OCT 1964	81.00	80.92	x				81.00
12	3276	GREER Breaux	USA	19 OCT 1976	74.16	x	79.91				79.91

LEGEND / LEGENDE

No	Number / Numéro	WR	World Record / Record du monde
x	Failure / Essai manqué	OR	Olympic Record / Record olympique
-	Pass / Essai non tenté	SB	Season Best / Meilleure perf. sai.

**RESULTS****RESULTATS****MEN'S JAVELIN THROW
QUALIFYING A****LANCER DE JAVELOT - HOMMES
TOUR DE QUALIFICATION A**FRI 22 SEP 2000
VEN 22 SEPT 2000

OLYMPIC STADIUM

WR	98.48	ZELEZNY Jan	CZE Jena (GER)	25/05/96
OR	89.66	ZELEZNY Jan	CZE Barcelona (ESP)	08/08/92

QUALIFICATION : 83.00 (Q) or 12 first(q)

GROUP A

Rank	No	Name	NOC Code	Date of Birth	1	2	3	Result
1	1964	GATSIODIS Konstantinos	GRE	17 DEC 1973	88.41			88.41 Q
2	2661	FAGERNES Paal Arne	NOR	8 JUN 1974	x	81.49	86.74	86.74 Q NR
3	2886	MAKAROV Sergey	RUS	19 MAR 1973	85.60			85.60 Q
4	1871	HECHT Raymond	GER	11 NOV 1968	81.12	81.93	84.00	84.00 Q SB
5	2724	TRAFAS Dariusz	POL	16 MAY 1972	76.58	83.98		83.98 Q PB
6	1473	GONZALEZ Emeterio	CUB	11 APR 1973	78.70	82.64	77.72	82.64
7	1812	NIELAND Nick	GBR	31 JAN 1972	72.32	82.12	x	82.12
8	1649	VARNIK Andrus	EST	27 SEP 1977	67.76	74.16	81.34	81.34
9	1076	MARTIN Andrew	AUS	12 MAY 1980	78.65	x	81.31	81.31
10	1145	HOEGLER Gregor	AUT	27 JUN 1972	80.89	76.57	80.05	80.89
11	2455	LUSIS Voldemars	LAT	7 DEC 1974	80.08	x	x	80.08
12	1683	HAATAINEN Harri	FIN	5 JAN 1978	79.93	x	78.46	79.93
13	2139	McHUGH Terry	IRL	22 AUG 1963	79.90	77.33	79.40	79.90
14	1068	HATCHER Adrian	AUS	6 MAY 1970	77.58	79.23	x	79.23
15	2088	BISHNOI Jagdish	IND	20 MAY 1972	70.86	69.77	x	70.86

LEGEND / LEGENDE

No	Number / Numéro	WR	World Record / Record du monde	NR	National Record / Record national
x	Failure / Essai manqué	OR	Olympic Record / Record olympique	SB	Season Best / Meilleure perf. sai.
-	Pass / Essai non tenté	Q	Qualified by Right / Qualifié direct	PB	Personal Best / Record personnel



RESULTS

RESULTATS

MEN'S JAVELIN THROW
QUALIFYING A

LANCER DE JAVELOT - HOMMES
TOUR DE QUALIFICATION A



FRI 22 SEP 2000
VEN 22 SEPT 2000

OLYMPIC STADIUM

WR	98.48	ZELEZNY Jan	CZE	Jena (GER)	25/05/96	QUALIFICATION : 83.00 (Q) or 12 first(q)
OR	89.66	ZELEZNY Jan	CZE	Barcelona (ESP)	08/08/92	

GROUP A

Rank	No	Name	NOC Code	Date of Birth	1	2	3	Result
16	2422	SONG Dong-Hyun	KOR	17 NOV 1971	68.85	70.48	67.98	70.48
17	2435	AL-JADANI Ali	KSA	30 MAY 1977	x	x	68.70	68.70
	1684	HAKKARAINEN Harri	FIN	16 OCT 1969	DNF			DNF

LEGEND / LEGENDE

No	Number / Numéro	WR	World Record / Record du monde	NR	National Record / Record national	DNF	Did Not Finish / Abandon
x	Failure / Essai manqué	OR	Olympic Record / Record olympique	SB	Season Best / Meilleure perf. sai.		
-	Pass / Essai non tenté	Q	Qualified by Right / Qualifié direct	PB	Personal Best / Record personnel		

ATHLETISME
Athletics
ATHLETISME
Athletics
ATHLETISME
Athletics
ATHLETISME
Athletics

**RESULTS****RESULTATS****MEN'S JAVELIN THROW
QUALIFYING B****LANCER DE JAVELOT - HOMMES
TOUR DE QUALIFICATION B**FRI 22 SEP 2000
VEN 22 SEPT 2000

OLYMPIC STADIUM

WR	98.48	ZELEZNY Jan	CZE Jena (GER)	25/05/96
OR	89.66	ZELEZNY Jan	CZE Barcelona (ESP)	08/08/92

QUALIFICATION : 83.00 (Q) or 12 first(q)

GROUP B

Rank	No	Name	NOC Code	Date of Birth	1	2	3	Result
1	1525	ZELEZNY Jan	CZE	16 JUN 1966	89.39			89.39 Q
2	1872	HENRY Boris	GER	14 DEC 1973	84.58			84.58 Q
3	1775	BACKLEY Steve	GBR	12 FEB 1969	83.74			83.74 Q
4	1694	PARVIAINEN Aki	FIN	26 OCT 1974	80.61	76.83	83.73	83.73 Q
5	3276	GREER Breaux	USA	19 OCT 1976	82.63	80.32	77.61	82.63 PB
6	1799	HILL Michael	GBR	22 OCT 1964	78.55	82.24	x	82.24
7	2894	OVCHINNIKOV Vladimir	RUS	2 AUG 1970	77.82	x	82.10	82.10
8	1062	CURREY Andrew	AUS	7 FEB 1971	78.12	76.38	75.47	78.12
9	3100	BODEN Patrik	SWE	30 JUN 1967	78.06	76.56	74.07	78.06
10	3477	SASIMOVICH Vladimir	BLR	14 SEP 1968	74.64	x	78.04	78.04
11	3396	VOYNOV Sergey	UZB	26 FEB 1977	x	75.89	74.98	75.89
12	2458	RAGS Eriks	LAT	1 JUN 1975	x	75.75	x	75.75
13	3084	BOKOR Marian	SVK	17 APR 1977	71.03	75.49	x	75.49
14	1475	LUACES Isbel	CUB	20 JUL 1975	75.17	x	74.25	75.17
15	2486	JURKSAS Arunas	LTU	3 MAY 1972	71.36	73.05	x	73.05

Sunny Humidity : 56 %
 Air Temp.: 22°C/ 72°F
 Wind : 7 km/h N

LEGEND / LEGENDE

No	Number / Numéro	WR	World Record / Record du monde	PB	Personal Best / Record personnel
x	Failure / Essai manqué	OR	Olympic Record / Record olympique		
-	Pass / Essai non tenté	Q	Qualified by Right / Qualifié direct		

**RESULTS****RESULTATS****MEN'S JAVELIN THROW
QUALIFYING B****LANCER DE JAVELOT - HOMMES
TOUR DE QUALIFICATION B**FRI 22 SEP 2000
VEN 22 SEPT 2000

OLYMPIC STADIUM

WR	98.48	ZELEZNY Jan	CZE Jena (GER)	25/05/96	QUALIFICATION : 83.00 (Q) or 12 first(q)
OR	89.66	ZELEZNY Jan	CZE Barcelona (ESP)	08/08/92	

GROUP B

Rank	No	Name	NOC Code	Date of Birth	1	2	3	Result
16	3175	RIDANE Maher	TUN	11 OCT 1971	x	66.97	70.35	70.35
17	2693	KENNEDY Nery	PAR	28 MAY 1973	66.05	69.17	70.26	70.26
18	2408	SHNAYDER Dmitriy	KGZ	30 MAY 1976	x	65.00	66.40	66.40

Sunny Humidity : 56 %
 Air Temp.: 22°C/ 72°F
 Wind : 7 km/h N

LEGEND / LEGENDE

No	Number / Numéro	WR	World Record / Record du monde	PB	Personal Best / Record personnel
x	Failure / Essai manqué	OR	Olympic Record / Record olympique		
-	Pass / Essai non tenté	Q	Qualified by Right / Qualifié direct		

**RESULTS SUMMARY****RECAPITULATIF DES RESULTATS****MEN'S JAVELIN THROW
QUALIFYING****LANCER DE JAVELOT - HOMMES
TOUR DE QUALIFICATION**FRI 22 SEP 2000
VEN 22 SEPT 2000

OLYMPIC STADIUM

WR	98.48	ZELEZNY Jan	CZE Jena (GER)	25/05/96	QUALIFICATION : 83.00 (Q) or 12 first(q)
OR	89.66	ZELEZNY Jan	CZE Barcelona (ESP)	08/08/92	

Rank	No	Name	NOC Code	Group	Position	Result
1	1525	ZELEZNY Jan	CZE	B	1	89.39 Q
2	1964	GATSIODIS Konstantinos	GRE	A	1	88.41 Q
3	2661	FAGERNES Paal Arne	NOR	A	2	86.74 Q NR
4	2886	MAKAROV Sergey	RUS	A	3	85.60 Q
5	1872	HENRY Boris	GER	B	2	84.58 Q
6	1871	HECHT Raymond	GER	A	4	84.00 Q SB
7	2724	TRAFAS Dariusz	POL	A	5	83.98 Q PB
8	1775	BACKLEY Steve	GBR	B	3	83.74 Q
9	1694	PARVIAINEN Aki	FIN	B	4	83.73 Q
10	1473	GONZALEZ Emeterio	CUB	A	6	82.64 q
11	3276	GREER Breau	USA	B	5	82.63 q PB
12	1799	HILL Michael	GBR	B	6	82.24 q
13	1812	NIELAND Nick	GBR	A	7	82.12
14	2894	OVCHINNIKOV Vladimir	RUS	B	7	82.10
15	1649	VARNIK Andrus	EST	A	8	81.34
16	1076	MARTIN Andrew	AUS	A	9	81.31
17	1145	HOEGLER Gregor	AUT	A	10	80.89
18	2455	LUSIS Voldemars	LAT	A	11	80.08
19	1683	HAATAINEN Harri	FIN	A	12	79.93
20	2139	McHUGH Terry	IRL	A	13	79.90
21	1068	HATCHER Adrian	AUS	A	14	79.23
22	1062	CURREY Andrew	AUS	B	8	78.12
23	3100	BODEN Patrik	SWE	B	9	78.06
24	3477	SASIMOVICH Vladimir	BLR	B	10	78.04
25	3396	VOYNOV Sergey	UZB	B	11	75.89
26	2458	RAGS Eriks	LAT	B	12	75.75
27	3084	BOKOR Marian	SVK	B	13	75.49
28	1475	LUACES Isbel	CUB	B	14	75.17
29	2486	JURKSAS Arunas	LTU	B	15	73.05
30	2088	BISHNOI Jagdish	IND	A	15	70.86
31	2422	SONG Dong-Hyun	KOR	A	16	70.48
32	3175	RIDANE Maher	TUN	B	16	70.35
33	2693	KENNEDY Nery	PAR	B	17	70.26
34	2435	AL-JADANI Ali	KSA	A	17	68.70
35	2408	SHNAYDER Dmitriy	KGZ	B	18	66.40
	1684	HAKKARAINEN Harri	FIN	A		DNF

LEGEND / LEGENDE

No	Number / Numéro	Q	Qualified by Right / Qualifié direct	PB	Personal Best / Record personnel
WR	World Record / Record du monde	NR	National Record / Record national	q	Qualified / Qualifié
OR	Olympic Record / Record olympique	SB	Season Best / Meilleure perf. sai.	DNF	Did Not Finish / Abandon

**RESULTS****RESULTATS****MEN'S HAMMER THROW
FINAL****LANCER DE MARTEAU - HOMMES
FINALE**

SUN 24 SEP 2000

DIM 24 SEPT 2000

OLYMPIC STADIUM

WR	86.74	SEDYKH Yuriy	URS Stuttgart (FRG)	30/08/86
OR	84.80	LITVINOV Sergey	URS Seoul (KOR)	26/09/88

Rank	No	Name	NOC Code	Date of Birth	1	2	3	4	5	6	Result
1	2728	ZIOLKOWSKI Szymon	POL	1 JUL 1976	74.89	79.87	x	80.02	78.68	78.32	80.02
2	2218	VIZZONI Nicola	ITA	4 NOV 1973	76.35	76.57	79.64	76.07	76.99	x	79.64 PB
3	1221	ASTAPKOVICH Igor	BLR	4 JAN 1963	74.98	x	77.08	x	79.17	79.06	79.17
4	1233	TIKHON Ivan	BLR	24 JUL 1976	78.85	78.11	79.17	x	75.93	x	79.17
5	2882	KONOVALOV Ilya	RUS	4 MAR 1971	78.56	78.12	x	x	72.78	x	78.56
6	2209	PAOLUZZI Loris	ITA	14 MAY 1974	78.18	x	x	x	76.19	x	78.18
7	2048	GECSEK Tibor	HUN	22 SEP 1964	75.25	76.99	77.70	75.81	77.06	76.82	77.70
8	1517	MASKA Vladimir	CZE	6 FEB 1973	77.32	75.37	76.39	73.86	x	75.52	77.32
9	2314	MUROFUSHI Koji	JPN	8 OCT 1974	x	76.24	76.60				76.60
10	3213	SKVARUK Andriy	UKR	9 MAR 1967	71.60	75.50	x				75.50
11	1712	CHAUSSINAND David	FRA	19 APR 1973	74.74	x	75.26				75.26
12	1976	PAPADIMITRIOU Alexandros	GRE	18 JUN 1973	x	73.30	x				73.30

Rain
 Air Temp.: 17°C/ 63°F
 Humidity : 67%
 Wind : 24 km/h SE

LEGEND / LEGENDE

No	Number / Numéro	WR	World Record / Record du monde
x	Failure / Essai manqué	OR	Olympic Record / Record olympique
-	Pass / Essai non tenté	PB	Personal Best / Record personnel

**RESULTS****RESULTATS****MEN'S HAMMER THROW
QUALIFYING A****LANCER DE MARTEAU - HOMMES
TOUR DE QUALIFICATION A**

SAT 23 SEP 2000

SAM 23 SEPT 2000

OLYMPIC STADIUM

WR	86.74	SEDYKH Yuriy	URS Stuttgart (FRG)	30/08/86	QUALIFICATION : 77.50 (Q) or 12 first(q)
OR	84.80	LITVINOV Sergey	URS Seoul (KOR)	26/09/88	

GROUP A

Rank	No	Name	NOC Code	Date of Birth	1	2	3	Result
1	3213	SKVARUK Andriy	UKR	9 MAR 1967	79.55			79.55 Q
2	2314	MUROFUSHI Koji	JPN	8 OCT 1974	78.49			78.49 Q
3	2728	ZIOLKOWSKI Szymon	POL	1 JUL 1976	77.81			77.81 Q
4	2218	VIZZONI Nicola	ITA	4 NOV 1973	75.31	77.56		77.56 Q
5	2048	GECSEK Tibor	HUN	22 SEP 1964	75.97	x	77.33	77.33
6	2882	KONOVALOV Ilya	RUS	4 MAR 1971	77.07	76.93	74.29	77.07
7	1233	TIKHON Ivan	BLR	24 JUL 1976	76.43	76.90	x	76.90
8	1517	MASKA Vladimir	CZE	6 FEB 1973	x	76.70	75.62	76.70
9	1523	SEDLACEK Pavel	CZE	5 APR 1968	74.66	72.71	75.33	75.33
10	1715	DUPRAY Gilles	FRA	2 JAN 1970	x	74.71	75.05	75.05
11	3203	KRYKUN Oleksandr	UKR	1 MAR 1968	74.83	72.49	74.17	74.83
12	2061	NEMETH Zsolt	HUN	9 NOV 1971	73.95	x	x	73.95
13	1085	RENDELL Stuart	AUS	30 JUN 1972	67.67	72.78	x	72.78
14	1449	HAKLITS Andras	CRO	23 SEP 1977	x	x	72.66	72.66
15	1875	KOBS Karsten	GER	16 SEP 1971	72.29	x	71.65	72.29

Cloudy

Humidity : 69%

Air Temp.: 17°C/ 63°F

Wind : 7 km/h W

LEGEND / LEGENDE

No	Number / Numéro	WR	World Record / Record du monde
x	Failure / Essai manqué	OR	Olympic Record / Record olympique
-	Pass / Essai non tenté	Q	Qualified by Right / Qualifié direct

**RESULTS****RESULTATS****MEN'S HAMMER THROW
QUALIFYING A****LANCER DE MARTEAU - HOMMES
TOUR DE QUALIFICATION A**

SAT 23 SEP 2000

SAM 23 SEPT 2000

OLYMPIC STADIUM

WR	86.74	SEDYKH Yuriy	URS Stuttgart (FRG)	30/08/86	QUALIFICATION : 77.50 (Q) or 12 first(q)
OR	84.80	LITVINOV Sergey	URS Seoul (KOR)	26/09/88	

GROUP A

Rank	No	Name	NOC Code	Date of Birth	1	2	3	Result
16	1867	ESSER Markus	GER	3 FEB 1980	x	69.51	x	69.51
17	3302	McMAHON Kevin	USA	26 MAY 1972	69.48	65.97	x	69.48
18	2751	COSTA Vitor	POR	28 MAY 1974	67.07	68.79	68.89	68.89
19	2547	ROZNA Roman	MDA	25 MAR 1976	x	68.01	62.46	68.01
20	2137	McGRATH Paddy	IRL	1 JUL 1971	67.00	64.09	64.35	67.00
21	3387	KHOJATELEV Vitaly	UZB	12 AUG 1967	60.55	64.53	65.04	65.04
22	3394	USTINOV Victor	UZB	20 JUL 1974	x	60.60	x	60.60

Cloudy
Air Temp.: 17°C/ 63°F
Wind : 7 km/h W

Humidity : 69%

LEGEND / LEGENDE

No	Number / Numéro	WR	World Record / Record du monde
x	Failure / Essai manqué	OR	Olympic Record / Record olympique
-	Pass / Essai non tenté	Q	Qualified by Right / Qualifié direct

**RESULTS****RESULTATS****MEN'S HAMMER THROW
QUALIFYING B****LANCER DE MARTEAU - HOMMES
TOUR DE QUALIFICATION B**

SAT 23 SEP 2000

SAM 23 SEPT 2000

OLYMPIC STADIUM

WR	86.74	SEDYKH Yuriy	URS Stuttgart (FRG)	30/08/86	QUALIFICATION : 77.50 (Q) or 12 first(q)
OR	84.80	LITVINOV Sergey	URS Seoul (KOR)	26/09/88	

GROUP B

Rank	No	Name	NOC Code	Date of Birth	1	2	3	Result
1	1221	ASTAPKOVICH Igor	BLR	4 JAN 1963	79.81			79.81 Q
2	1712	CHAUSSINAND David	FRA	19 APR 1973	77.12	x	x	77.12
3	2209	PAOLUZZI Loris	ITA	14 MAY 1974	x	73.63	76.91	76.91
4	1976	PAPADIMITRIOU Alexandros	GRE	18 JUN 1973	76.61	74.77	x	76.61
5	2718	PALYSZKO Maciej	POL	2 JAN 1978	76.33	x	70.11	76.33
6	3208	PISKUNOV Vladyslav	UKR	7 JUN 1978	75.95	76.00	76.08	76.08
7	3381	ABDUVALIEV Andrey	UZB	30 JUN 1966	x	75.64	74.19	75.64
8	3266	DEAL Lance	USA	21 AUG 1961	73.84	75.61	73.93	75.61
9	2039	ANNUS Adrian	HUN	28 JUN 1973	74.01	75.41	x	75.41
10	2908	SIDORENKO Vasiliiy	RUS	1 MAY 1961	74.72	73.97	x	74.72
11	2922	ZAGORNYI Aleksey	RUS	31 MAY 1978	70.58	74.00	74.63	74.63
12	1716	EPALLE Christophe	FRA	23 JAN 1969	70.46	72.70	74.22	74.22
13	1979	POLIHRONIU Hristos	GRE	31 MAR 1972	x	x	74.02	74.02
14	1893	WEIS Heinz	GER	14 JUL 1963	73.51	73.19	x	73.51
15	1034	CERRA Juan Ignacio	ARG	16 OCT 1976	x	72.86	x	72.86

LEGEND / LEGENDE

No	Number / Numéro	WR	World Record / Record du monde
x	Failure / Essai manqué	OR	Olympic Record / Record olympique
-	Pass / Essai non tenté	Q	Qualified by Right / Qualifié direct

**RESULTS****RESULTATS****MEN'S HAMMER THROW
QUALIFYING B****LANCER DE MARTEAU - HOMMES
TOUR DE QUALIFICATION B**

SAT 23 SEP 2000

SAM 23 SEPT 2000

OLYMPIC STADIUM

WR	86.74	SEDYKH Yuriy	URS Stuttgart (FRG)	30/08/86	QUALIFICATION : 77.50 (Q) or 12 first(q)
OR	84.80	LITVINOV Sergey	URS Seoul (KOR)	26/09/88	

GROUP B

Rank	No	Name	NOC Code	Date of Birth	1	2	3	Result
16	3085	CHARFREITAG Libor	SVK	11 SEP 1977	71.10	72.52	x	72.52
17	3090	KONOPKA Miloslav	SVK	23 JAN 1979	70.55	x	x	70.55
18	1541	BIELECKI Jan	DEN	20 FEB 1971	68.56	70.46	x	70.46
19	1691	KARJALAINEN Olli-Pekka	FIN	7 MAR 1980	69.64	x	x	69.64
20	3023	KOZMUS Primoz	SLO	30 SEP 1979	68.83	x	67.02	68.83
21	3300	LOGAN Jud	USA	19 JUL 1959	68.42	68.05	x	68.42
	2407	DAVYDOV Nikolay	KGZ	10 MAY 1970	x	x	x	NM

LEGEND / LEGENDE

No	Number / Numéro	WR	World Record / Record du monde	NM	No Mark / Aucun essai réussi
x	Failure / Essai manqué	OR	Olympic Record / Record olympique		
-	Pass / Essai non tenté	Q	Qualified by Right / Qualifié direct		



RESULTS SUMMARY

RECAPITULATIF DES RESULTATS

MEN'S HAMMER THROW
QUALIFYINGLANCER DE MARTEAU - HOMMES
TOUR DE QUALIFICATION

SAT 23 SEP 2000

SAM 23 SEPT 2000

OLYMPIC STADIUM

WR	86.74	SEDYKH Yuri	URS Stuttgart (FRG)	30/08/86	QUALIFICATION : 77.50 (Q) or 12 first(q)
OR	84.80	LITVINOV Sergey	URS Seoul (KOR)	26/09/88	

Rank	No	Name	NOC Code	Group	Position	Result
1	1221	ASTAPKOVICH Igor	BLR	B	1	79.81 Q
2	3213	SKVARUK Andriy	UKR	A	1	79.55 Q
3	2314	MUROFUSHI Koji	JPN	A	2	78.49 Q
4	2728	ZIOLKOWSKI Szymon	POL	A	3	77.81 Q
5	2218	VIZZONI Nicola	ITA	A	4	77.56 Q
6	2048	GECSEK Tibor	HUN	A	5	77.33 q
7	1712	CHAUSSINAND David	FRA	B	2	77.12 q
8	2882	KONVALOV Ilya	RUS	A	6	77.07 q
9	2209	PAOLUZZI Loris	ITA	B	3	76.91 q
10	1233	TIKHON Ivan	BLR	A	7	76.90 q
11	1517	MASKA Vladimir	CZE	A	8	76.70 q
12	1976	PAPADIMITRIOU Alexandros	GRE	B	4	76.61 q
13	2718	PALYSZKO Maciej	POL	B	5	76.33
14	3208	PISKUNOV Vladyslav	UKR	B	6	76.08
15	3381	ABDUVALIEV Andrey	UZB	B	7	75.64
16	3266	DEAL Lance	USA	B	8	75.61
17	2039	ANNUS Adrian	HUN	B	9	75.41
18	1523	SEDLACEK Pavel	CZE	A	9	75.33
19	1715	DUPRAY Gilles	FRA	A	10	75.05
20	3203	KRYKUN Oleksandr	UKR	A	11	74.83
21	2908	SIDORENKO Vasiliy	RUS	B	10	74.72
22	2922	ZAGORNYI Aleksey	RUS	B	11	74.63
23	1716	EPALLE Christophe	FRA	B	12	74.22
24	1979	POLIHRONIU Hristos	GRE	B	13	74.02
25	2061	NEMETH Zsolt	HUN	A	12	73.95
26	1893	WEIS Heinz	GER	B	14	73.51
27	1034	CERRA Juan Ignacio	ARG	B	15	72.86
28	1085	RENDELL Stuart	AUS	A	13	72.78
29	1449	HAKLITS Andras	CRO	A	14	72.66
30	3085	CHARFREITAG Libor	SVK	B	16	72.52
31	1875	KOBS Karsten	GER	A	15	72.29
32	3090	KONOPKA Miloslav	SVK	B	17	70.55
33	1541	BIELECKI Jan	DEN	B	18	70.46
34	1691	KARJALAINEN Olli-Pekka	FIN	B	19	69.64
35	1867	ESSER Markus	GER	A	16	69.51
36	3302	McMAHON Kevin	USA	A	17	69.48

LEGEND / LEGENDE

No	Number / Numéro	Q	Qualified by Right / Qualifié direct
WR	World Record / Record du monde	q	Qualified / Qualifié
OR	Olympic Record / Record olympique		

**RESULTS SUMMARY****RECAPITULATIF DES RESULTATS****MEN'S HAMMER THROW
QUALIFYING****LANCER DE MARTEAU - HOMMES
TOUR DE QUALIFICATION**

SAT 23 SEP 2000

SAM 23 SEPT 2000

OLYMPIC STADIUM

WR	86.74	SEDYKH Yuriy	URS Stuttgart (FRG)	30/08/86	QUALIFICATION : 77.50 (Q) or 12 first(q)
OR	84.80	LITVINOV Sergey	URS Seoul (KOR)	26/09/88	

Rank	No	Name	NOC Code	Group	Position	Result
37	2751	COSTA Vitor	POR	A	18	68.89
38	3023	KOZMUS Primoz	SLO	B	20	68.83
39	3300	LOGAN Jud	USA	B	21	68.42
40	2547	ROZNA Roman	MDA	A	19	68.01
41	2137	McGRATH Paddy	IRL	A	20	67.00
42	3387	KHOJATELEV Vitaly	UZB	A	21	65.04
43	3394	USTINOV Victor	UZB	A	22	60.60
	2407	DAVYDOV Nikolay	KGZ	B		NM

LEGEND / LEGENDE

No	Number / Numéro	Q	Qualified by Right / Qualifié direct
WR	World Record / Record du monde	q	Qualified / Qualifié
OR	Olympic Record / Record olympique	NM	No Mark / Aucun essai réussi

**RESULTS****RESULTATS****MEN'S LONG JUMP
FINAL****SAUT EN LONGUEUR - HOMMES
FINALE**

THU 28 SEP 2000

JEU 28 SEPT 2000

OLYMPIC STADIUM

WR	8.95	POWELL Mike	USA Tokyo (JPN)	30/08/91
OR	8.90	BEAMON Bob	USA Mexico City (MEX)	18/10/68

Rank	No	Name	NOC Code	Date of Birth	1	2	3	4	5	6	Result	Wind
1	1479	PEDROSO Ivan	CUB	17 DEC 1972	x 8.34 -0.0	x 8.41 +0.2	x 8.55 +0.4				8.55	+0.4
2	1089	TAURIMA Jai	AUS	26 JUN 1972	x 8.18 -1.0	8.34 -0.2	8.40 +0.6	8.49 +0.6	8.28 +0.6		8.49	AR +0.6
3	3211	SCHURENKO Roman	UKR	14 SEP 1976	7.76 -0.0	x 8.14 -0.1	x 8.31 +0.3				8.31	+0.3
4	3206	LUKASHEVYCH Olexiy	UKR	11 JAN 1977	8.08 +0.3	x 8.22 -0.3	8.26 -0.2	x 8.31 +0.3			8.26	-0.2
5	1882	PRAH Kofi Amoah	GER	20 DEC 1974	7.84 +0.2	x 8.19 -0.6	7.95 +1.0	x 7.86 +0.3			8.19	-0.6
6	1056	BURGE Peter	AUS	3 JUL 1974	7.80 +0.1	8.06 +0.9	7.93 -0.2	7.96 +0.6	8.15 +0.7	8.11 +0.1	8.15	+0.7
7	1477	MELIZ Luis	CUB	11 AUG 1979	7.97 +0.1	7.94 -0.0	8.08 +0.1	x 7.82 -0.6	x 8.08 +0.1		8.08	+0.1
8	3308	PHILLIPS Dwight	USA	1 OCT 1977	x 7.90 +0.5	8.06 -0.1	x 8.06 -0.1	x 8.06 -0.1	x 8.06 -0.1		8.06	-0.1
9	2817	TARUS Bogdan	ROM	1 AUG 1975	8.00 -0.8	7.93 +0.2	x 8.00 -0.8				8.00	-0.8
10	2746	CALADO Carlos	POR	5 OCT 1975	7.94 +0.3	7.85 +0.8	7.77 -0.3				7.94	+0.3
11	1282	DACHEV Petar	BUL	15 JUN 1979	7.80 +0.2	x 7.70 -0.0					7.80	+0.2
12	2888	MALYAVIN Vladimir	RUS	4 MAR 1973	x 7.67 -0.6	x 7.67 -0.6					7.67	-0.6

Cloudy Humidity : 72 %
 Air Temp.: 21°C/ 70°F
 Wind : 15 km/h E

LEGEND / LEGENDE

No	Number / Numéro	WR	World Record / Record du monde
x	Failure / Essai manqué	OR	Olympic Record / Record olympique
-	Pass / Essai non tenté	AR	Area Record / Record Continental

**RESULTS****RESULTATS****MEN'S LONG JUMP
QUALIFYING A****SAUT EN LONGUEUR - HOMMES
TOUR DE QUALIFICATION A**

MON 25 SEP 2000

LUN 25 SEPT 2000

OLYMPIC STADIUM

WR	8.95	POWELL Mike	USA Tokyo (JPN)	30/08/91
OR	8.90	BEAMON Bob	USA Mexico City (MEX)	18/10/68

QUALIFICATION : 8.15 (Q) or 12 first(q)

GROUP A

Rank	No	Name	NOC Code	Date of Birth	1	2	3	Result	Wind
1	1479	PEDROSO Ivan	CUB	17 DEC 1972	7.70 +0.6	7.99 -0.1	8.32 +0.1	8.32	Q +0.1
2	1089	TAURIMA Jai	AUS	26 JUN 1972	7.99 -0.3	7.77 -0.1	8.09 +0.9	8.09	+0.9
3	1882	PRAH Kofi Amoah	GER	20 DEC 1974	7.86 +0.7	7.92 +0.3	8.01 +0.5	8.01	+0.5
4	3206	LUKASHEVYCH Olexiy	UKR	11 JAN 1977	7.86 +0.1	x	8.01 +1.2	8.01	+1.2
5	1354	STREETE-THOMPSON Kareem	CAY	30 MAR 1973	7.99 +0.3	7.76 +0.3	x	7.99	+0.3
6	3019	CANKAR Gregor	SLO	25 JAN 1975	7.71 -0.1	5.96 +0.4	7.98 +0.6	7.98	+0.6
7	2527	MOUDRIK Younes	MAR	1 OCT 1977	7.95 -0.0	7.83 +0.4	x	7.95	-0.0
8	1742	TOURE Cheikh	FRA	25 JAN 1970	7.87 -0.4	x	x	7.87	-0.4
9	3315	STRINGFELLOW Savante	USA	6 NOV 1978	7.32 +0.4	7.70 -0.2	7.84 +0.1	7.84	+0.1
10	2313	MORINAGA Masaki	JPN	27 MAR 1972	x	7.84 +0.4	x	7.84	+0.4
11	3103	HAEGGSTROEM Peter	SWE	27 JAN 1976	x	7.80 -0.4	7.83 +0.6	7.83	+0.6
12	3299	LISTER III Melvin	USA	29 AUG 1977	7.57 -0.3	7.82 -0.1	7.76 -0.3	7.82	-0.1
13	2866	BURKENIA Danil	RUS	20 JUL 1978	7.75 +0.4	7.79 +1.2	x	7.79	+1.2
14	2485	BARDAUSKAS Tomas	LTU	13 MAR 1975	7.18 +0.4	7.70 -0.7	6.95 +0.2	7.70	-0.7
15	1281	ATANASOV Nikolay	BUL	11 DEC 1974	x	x	7.62 +0.4	7.62	+0.4

Rain
Air Temp.: 14°C/ 57°F
Humidity : 81 %
Wind : 9 km/h NE

LEGEND / LEGENDE

No	Number / Numéro	WR	World Record / Record du monde
x	Failure / Essai manqué	OR	Olympic Record / Record olympique
-	Pass / Essai non tenté	Q	Qualified by Right / Qualifié direct

**RESULTS****RESULTATS****MEN'S LONG JUMP
QUALIFYING A****SAUT EN LONGUEUR - HOMMES
TOUR DE QUALIFICATION A**

MON 25 SEP 2000

LUN 25 SEPT 2000

OLYMPIC STADIUM

WR	8.95	POWELL Mike	USA Tokyo (JPN)	30/08/91
OR	8.90	BEAMON Bob	USA Mexico City (MEX)	18/10/68

QUALIFICATION : 8.15 (Q) or 12 first(q)

GROUP A

Rank	No	Name	NOC Code	Date of Birth	1	2	3	Result	Wind
16	1318	DUNCAN Richard	CAN	25 DEC 1973	7.33 -0.1	x	7.60 -0.4	7.60	-0.4
17	1555	MERSAL Hatem	EGY	20 JAN 1975	7.59 -0.1	x	x	7.59	-0.1
18	1206	NYS Erik	BEL	27 JUL 1973	7.33 -0.5	7.52 +1.0	x	7.52	+1.0
19	3388	KHUSNUTDINOV Rustam	UZB	14 NOV 1975	7.24 +0.6	x	x	7.24	+0.6
20	3165	WILLIAMS Wendell	TRI	19 OCT 1968	x	x	7.22 +0.2	7.22	+0.2
	2802	AL NUBI Abdulrahman S	OAT	17 OCT 1979	x	x	x	NM	
	1370	LIU Hongnin	CHN	13 OCT 1975	x	x	x	NM	
	2603	LOUW Stephan	NAM	26 FEB 1975	x	x	x	NM	
	2095	RAI Sanjay K	IND	1 MAY 1979	x	-	-	NM	
	1981	SERELIS Dimitrios	GRE	5 MAY 1980	x	x	x	NM	
	2423	SUNG Hee-Jun	KOR	8 JUN 1974	x	x	x	NM	

Rain Humidity : 81 %
 Air Temp.: 14°C/ 57°F
 Wind : 9 km/h NE

LEGEND / LEGENDE

No	Number / Numéro	WR	World Record / Record du monde	NM	No Mark / Aucun essai réussi
x	Failure / Essai manqué	OR	Olympic Record / Record olympique		
-	Pass / Essai non tenté	Q	Qualified by Right / Qualifié direct		

**RESULTS****RESULTATS****MEN'S LONG JUMP
QUALIFYING B****SAUT EN LONGUEUR - HOMMES
TOUR DE QUALIFICATION B**

MON 25 SEP 2000

LUN 25 SEPT 2000

OLYMPIC STADIUM

WR	8.95	POWELL Mike	USA Tokyo (JPN)	30/08/91
OR	8.90	BEAMON Bob	USA Mexico City (MEX)	18/10/68

QUALIFICATION : 8.15 (Q) or 12 first(q)

GROUP B

Rank	No	Name	NOC Code	Date of Birth	1	2	3	Result	Wind
1	1477	MELIZ Luis	CUB	11 AUG 1979	7.87 +1.6	8.21 +1.2		8.21	Q +1.2
2	3308	PHILLIPS Dwight	USA	1 OCT 1977	7.84 -0.1	7.83 +0.2	8.13 +0.7	8.13	+0.7
3	1056	BURGE Peter	AUS	3 JUL 1974	7.62 +0.6	7.96 +0.8	8.06 +1.0	8.06	+1.0
4	2746	CALADO Carlos	POR	5 OCT 1975	8.04 +0.5	7.98 +0.3	7.96 -0.5	8.04	+0.5
5	2888	MALYAVIN Vladimir	RUS	4 MAR 1973	x	7.96 +1.1	8.03 +0.5	8.03	+0.5
6	1282	DACHEV Petar	BUL	15 JUN 1979	8.03 +0.6	x	7.85 +0.1	8.03	+0.6
7	3211	SCHURENKO Roman	UKR	14 SEP 1976	8.01 +0.8	x	x	8.01	+0.8
8	2817	TARUS Bogdan	ROM	1 AUG 1975	7.60 +0.1	8.00 +1.0	x	8.00	+1.0
9	2252	BECKFORD James	JAM	1 SEP 1975	7.87 +0.8	7.87 +0.5	7.98 +0.5	7.98	+0.5
10	2912	SOSUNOV Kirill	RUS	1 NOV 1975	7.97 -0.6	x	7.93 +1.2	7.97	-0.6
11	2437	AL-SABEE Husain	KSA	14 NOV 1979	x	5.92 +0.3	7.94 -0.4	7.94	-0.4
12	1592	LAMELA Yago	ESP	24 JUL 1977	7.68 +0.4	7.74 +0.1	7.89 +0.3	7.89	+0.3
13	3426	JAHIC Danial	YUG	1 JUL 1979	7.85 -0.2	7.70 +1.0	x	7.85	-0.2
14	1740	SERVIUS Ronald	FRA	21 FEB 1976	x	x	7.66 +0.2	7.66	+0.2
15	3109	SUNNEBORN Mattias	SWE	27 SEP 1970	7.45 +0.8	7.58 +0.6	7.63 +1.0	7.63	+1.0

Rain Humidity : 81 %
 Air Temp.: 14°C/ 57°F
 Wind : 9 km/h NE

LEGEND / LEGENDE

No	Number / Numéro	WR	World Record / Record du monde
x	Failure / Essai manqué	OR	Olympic Record / Record olympique
-	Pass / Essai non tenté	Q	Qualified by Right / Qualifié direct

**RESULTS****RESULTATS****MEN'S LONG JUMP
QUALIFYING B****SAUT EN LONGUEUR - HOMMES
TOUR DE QUALIFICATION B**

MON 25 SEP 2000

LUN 25 SEPT 2000

OLYMPIC STADIUM

WR	8.95	POWELL Mike	USA Tokyo (JPN)	30/08/91
OR	8.90	BEAMON Bob	USA Mexico City (MEX)	18/10/68

QUALIFICATION : 8.15 (Q) or 12 first(q)

GROUP B

Rank	No	Name	NOC Code	Date of Birth	1	2	3	Result	Wind
16	2516	EL GHAZOUANI El Mehdi	MAR	1 JAN 1976	7.49 +0.4	7.60 +1.0	7.58 +0.1	7.60	+1.0
17	1938	AWERE Mark Anthony	GHA	1 JAN 1979	7.16 +0.7	7.36 +0.6	7.57 +0.5	7.57	+0.5
18	2592	CASQUETTE Arnaud	MRI	16 APR 1978	x	7.21 +0.4	7.57 +0.6	7.57	+0.6
19	1447	ERGOTIC Sinisa	CRO	14 SEP 1968	7.34 +0.2	x	7.53 +1.0	7.53	+1.0
20	1323	LOWE Ian	CAN	23 FEB 1973	7.51 +0.5	7.38 +0.8	7.46 -0.1	7.51	+0.5
21	1971	KOUKODIMOS Konstantinos	GRE	13 SEP 1969	x	7.44 +0.5	x	7.44	+0.5
22	1368	LAO Jianfeng	CHN	24 MAY 1975	7.26 -0.0	7.41 -0.7	7.33 +0.5	7.41	-0.7
23	3148	FOLLIGAN Georges Teko	TOG	6 MAR 1976	x	7.40 +0.6	x	7.40	+0.6
24	3181	YAVAS Mesut	TUR	14 APR 1978	7.34 -0.0	7.35 +0.2	6.03 +0.3	7.35	+0.2
25	1261	FERREIRA Nelson Carlos	BRA	1 JAN 1973	5.81 +0.6	x	7.32 +0.7	7.32	+0.7
26	1045	POGHOSYAN Shirak	ARM	24 SEP 1969	7.24 +0.4	7.10 +0.2	-	7.24	+0.4
	2323	WATANABE Daisuke	JPN	29 MAY 1975	x	x	x	NM	

Rain Humidity : 81 %
 Air Temp.: 14°C/ 57°F
 Wind : 9 km/h NE

LEGEND / LEGENDE

No	Number / Numéro	WR	World Record / Record du monde	NM	No Mark / Aucun essai réussi
x	Failure / Essai manqué	OR	Olympic Record / Record olympique		
-	Pass / Essai non tenté	Q	Qualified by Right / Qualifié direct		



RESULTS SUMMARY

RECAPITULATIF DES RESULTATS

MEN'S LONG JUMP
QUALIFYINGSAUT EN LONGUEUR - HOMMES
TOUR DE QUALIFICATION

MON 25 SEP 2000

LUN 25 SEPT 2000

OLYMPIC STADIUM

WR	8.95	POWELL Mike	USA Tokyo (JPN)	30/08/91
OR	8.90	BEAMON Bob	USA Mexico City (MEX)	18/10/68

QUALIFICATION : 8.15 (Q) or 12 first(q)

Rank	No	Name	NOC Code	Group	Position	Wind	Result
1	1479	PEDROSO Ivan	CUB	A	1	+0.1	8.32 Q
2	1477	MELIZ Luis	CUB	B	1	+1.2	8.21 Q
3	3308	PHILLIPS Dwight	USA	B	2	+0.7	8.13 q
4	1089	TAURIMA Jai	AUS	A	2	+0.9	8.09 q
5	1056	BURGE Peter	AUS	B	3	+1.0	8.06 q
6	2746	CALADO Carlos	POR	B	4	+0.5	8.04 q
7	2888	MALYAVIN Vladimir	RUS	B	5	+0.5	8.03 q
8	1282	DACHEV Petar	BUL	B	6	+0.6	8.03 q
9	1882	PRAH Kofi Amoah	GER	A	3	+0.5	8.01 q
10	3206	LUKASHEVYCH Olexiy	UKR	A	4	+1.2	8.01 q
11	3211	SCHURENKO Roman	UKR	B	7	+0.8	8.01 q
12	2817	TARUS Bogdan	ROM	B	8	+1.0	8.00 q
13	1354	STREETE-THOMPSON Kareem	CAY	A	5	+0.3	7.99
14	2252	BECKFORD James	JAM	B	9	+0.5	7.98
15	3019	CANKAR Gregor	SLO	A	6	+0.6	7.98
16	2912	SOSUNOV Kirill	RUS	B	10	-0.6	7.97
17	2527	MOUDRIK Younes	MAR	A	7	-0.0	7.95
18	2437	AL-SABEE Husain	KSA	B	11	-0.4	7.94
19	1592	LAMELA Yago	ESP	B	12	+0.3	7.89
20	1742	TOURE Cheikh	FRA	A	8	-0.4	7.87
21	3426	JAHIC Danial	YUG	B	13	-0.2	7.85
22	3315	STRINGFELLOW Savante	USA	A	9	+0.1	7.84
23	2313	MORINAGA Masaki	JPN	A	10	+0.4	7.84
24	3103	HAEGGSTROEM Peter	SWE	A	11	+0.6	7.83
25	3299	LISTER III Melvin	USA	A	12	-0.1	7.82
26	2866	BURKENIA Danil	RUS	A	13	+1.2	7.79
27	2485	BARDAUSKAS Tomas	LTU	A	14	-0.7	7.70
28	1740	SERVIUS Ronald	FRA	B	14	+0.2	7.66
29	3109	SUNNEBORN Mattias	SWE	B	15	+1.0	7.63
30	1281	ATANASOV Nikolay	BUL	A	15	+0.4	7.62
31	2516	EL GHAZOUANI El Mehdi	MAR	B	16	+1.0	7.60
32	1318	DUNCAN Richard	CAN	A	16	-0.4	7.60
33	1555	MERSAL Hatem	EGY	A	17	-0.1	7.59
34	1938	AWERE Mark Anthony	GHA	B	17	+0.5	7.57
35	2592	CASQUETTE Arnaud	MRI	B	18	+0.6	7.57
36	1447	ERGOTIC Sinisa	CRO	B	19	+1.0	7.53

LEGEND / LEGENDE

No	Number / Numéro	Q	Qualified by Right / Qualifié direct
WR	World Record / Record du monde	q	Qualified / Qualifié
OR	Olympic Record / Record olympique		

**RESULTS SUMMARY****RECAPITULATIF DES RESULTATS****MEN'S LONG JUMP
QUALIFYING****SAUT EN LONGUEUR - HOMMES
TOUR DE QUALIFICATION**

MON 25 SEP 2000

LUN 25 SEPT 2000

OLYMPIC STADIUM

WR	8.95	POWELL Mike	USA Tokyo (JPN)	30/08/91	QUALIFICATION : 8.15 (Q) or 12 first(q)
OR	8.90	BEAMON Bob	USA Mexico City (MEX)	18/10/68	

Rank	No	Name	NOC Code	Group	Position	Wind	Result
37	1206	NYS Erik	BEL	A	18	+ 1.0	7.52
38	1323	LOWE Ian	CAN	B	20	+ 0.5	7.51
39	1971	KOUKODIMOS Konstantinos	GRE	B	21	+ 0.5	7.44
40	1368	LAO Jianfeng	CHN	B	22	-0.7	7.41
41	3148	FOLLIGAN Georges Teko	TOG	B	23	+ 0.6	7.40
42	3181	YAVAS Mesut	TUR	B	24	+ 0.2	7.35
43	1261	FERREIRA Nelson Carlos	BRA	B	25	+ 0.7	7.32
44	1045	POGHOSYAN Shirak	ARM	B	26	+ 0.4	7.24
45	3388	KHUSNUTDINOV Rustam	UZB	A	19	+ 0.6	7.24
46	3165	WILLIAMS Wendell	TRI	A	20	+ 0.2	7.22
	2095	RAI Sanjay K	IND	A			NM
	2323	WATANABE Daisuke	JPN	B			NM
	2423	SUNG Hee-Jun	KOR	A			NM
	2802	AL NUBI Abdulrahman S	QAT	A			NM
	2603	LOUW Stephan	NAM	A			NM
	1981	SERELIS Dimitrios	GRE	A			NM
	1370	LIU Hongnin	CHN	A			NM

LEGEND / LEGENDE

No	Number / Numéro	Q	Qualified by Right / Qualifié direct
WR	World Record / Record du monde	q	Qualified / Qualifié
OR	Olympic Record / Record olympique	NM	No Mark / Aucun essai réussi

**RESULTS****RESULTATS****MEN'S TRIPLE JUMP
FINAL****TRIPLE SAUT - HOMMES
FINALE**

MON 25 SEP 2000

LUN 25 SEPT 2000

OLYMPIC STADIUM

WR	18.29	EDWARDS Jonathan	GBR Gothenburg (SWE)	07/08/95
OR	18.09	HARRISON Kenny	USA Atlanta (USA)	27/07/96

Rank	No	Name	NOC Code	Date of Birth	1	2	3	4	5	6	Result	Wind
1	1792	EDWARDS Jonathan	GBR	10 MAY 1966	17.12 -0.5	17.37 +1.2	17.71 +0.2	17.06 +0.1	-	x	17.71	SB +0.2
2	1472	GARCIA Yoel	CUB	25 NOV 1973	17.15 +1.1	17.19 +0.3	17.19 +0.4	x	16.70 -0.1	17.47 +0.1	17.47	SB +0.1
3	2876	KAPUSTIN Denis	RUS	5 OCT 1970	x	17.46 +0.3	16.73 -0.3	17.17 +0.2	x	17.16 +0.9	17.46	SB +0.3
4	1481	QUESADA Yoelbi	CUB	4 AUG 1973	17.19 +0.1	x	x	x	x	17.37 +0.3	17.37	SB +0.3
5	1774	ACHIKE Onochie	GBR	31 JAN 1975	17.29 +0.5	x	x	x	17.00 -0.8	x	17.29	+0.5
6	1801	IDOWU Phillips	GBR	30 DEC 1978	16.97 +1.3	x	16.83 -0.0	17.08 -0.0	x	x	17.08	-0.0
7	3285	HOWARD Robert	USA	26 NOV 1975	x	17.05 +0.5	16.59 -0.2	x	16.75 -0.0	16.77 -0.4	17.05	SB +0.5
8	2189	CAMOSSI Paolo	ITA	6 JAN 1974	16.96 +0.3	16.60 +0.4	x	16.39 -0.1	16.95 +0.4	x	16.96	+0.3
9	1283	DIMITROV Rostislav	BUL	26 DEC 1974	16.95 +0.4	16.72 +0.8	x				16.95	+0.4
10	1082	MURPHY Andrew	AUS	18 DEC 1969	16.74 +0.1	16.70 +0.6	16.80 +0.4				16.80	+0.4
11	3265	DAVIS Walter	USA	2 JUL 1979	15.59 +0.1	16.22 +1.3	16.61 -0.1				16.61	-0.1
	1869	FRIEDEK Charles	GER	26 AUG 1971	x	x	x				NM	

LEGEND / LEGENDE

No	Number / Numéro	WR	World Record / Record du monde	NM	No Mark / Aucun essai réussi
x	Failure / Essai manqué	OR	Olympic Record / Record olympique		
-	Pass / Essai non tenté	SB	Season Best / Meilleure perf. sai.		

ATHLETISME
Athletics
ATHLETISME
Athletics
ATHLETISME
Athletics
ATHLETISME
Athletics
ATHLETISME
Athletics

**RESULTS****RESULTATS****MEN'S TRIPLE JUMP
QUALIFYING A****TRIPLE SAUT - HOMMES
TOUR DE QUALIFICATION A**

SAT 23 SEP 2000

SAM 23 SEPT 2000

OLYMPIC STADIUM

WR	18.29	EDWARDS Jonathan	GBR Gothenburg (SWE)	07/08/95	QUALIFICATION : 16.95 (Q) or 12 first(q)
OR	18.09	HARRISON Kenny	USA Atlanta (USA)	27/07/96	

GROUP A

Rank	No	Name	NOC Code	Date of Birth	1	2	3	Result	Wind
1	1774	ACHIKE Onochie	GBR	31 JAN 1975	16.71 +0.3	17.30 +1.0		17.30	Q PB +1.0
2	1792	EDWARDS Jonathan	GBR	10 MAY 1966	16.90 -1.2	17.08 +0.7		17.08	Q +0.7
3	1481	QUESADA Yoelbi	CUB	4 AUG 1973	x	17.03 -0.2		17.03	Q SB -0.2
4	1283	DIMITROV Rostislav	BUL	26 DEC 1974	17.00 +0.8			17.00	Q +0.8
5	2189	CAMOSSI Paolo	ITA	6 JAN 1974	15.30 -0.6	16.87 +0.1	16.80 +1.1	16.87	+0.1
6	3265	DAVIS Walter	USA	2 JUL 1979	16.72 +0.1	16.75 +0.1	16.27 -0.0	16.75	+0.1
7	2318	SUGIBAYASHI Takanori	JPN	14 MAR 1976	16.31 +0.1	16.44 -0.3	16.67 +0.6	16.67	+0.6
8	3107	OLSSON Christian	SWE	25 JAN 1980	16.45 -0.4	16.56 +0.8	16.64 +0.4	16.64	+0.4
9	2043	CZINGLER Zsolt	HUN	28 APR 1971	16.22 -0.3	16.52 +0.4	x	16.52	+0.4
10	3259	CARTER La Mark	USA	23 AUG 1970	x	16.16 -0.1	16.47 -0.2	16.47	-0.2
11	1214	WELLMAN Brian	BER	8 SEP 1967	16.47 +0.1	15.87 +0.1	15.99 +0.8	16.47	+0.1
12	3424	DJURJEVIC Zoran	YUG	3 APR 1968	x	16.31 +0.3	x	16.31	+0.3
13	2350	SAKIRKIN Oleg	KAZ	23 JAN 1966	16.20 -0.0	15.61 +0.6	16.09 +0.3	16.20	-0.0
14	1157	BOCHKOV Sergey	AZE	20 AUG 1979	x	16.01 +0.8	x	16.01	+0.8
15	2913	SPASOVKHODKIY Igor	RUS	1 AUG 1979	15.79 +0.2	15.51 -0.1	13.41 -0.2	15.79	+0.2

Cloudy Humidity : 69%
 Air Temp.: 20°C/ 68°F
 Wind : 18 km/h E

LEGEND / LEGENDE

No	Number / Numéro	WR	World Record / Record du monde	PB	Personal Best / Record personnel
x	Failure / Essai manqué	OR	Olympic Record / Record olympique	SB	Season Best / Meilleure perf. sai.
-	Pass / Essai non tenté	Q	Qualified by Right / Qualifié direct		



RESULTS

RESULTATS

MEN'S TRIPLE JUMP
QUALIFYING A

TRIPLE SAUT - HOMMES
TOUR DE QUALIFICATION A



SAT 23 SEP 2000

SAM 23 SEPT 2000

OLYMPIC STADIUM

WR	18.29	EDWARDS Jonathan	GBR	Gothenburg (SWE)	07/08/95	QUALIFICATION : 16.95 (Q) or 12 first(q)
OR	18.09	HARRISON Kenny	USA	Atlanta (USA)	27/07/96	

GROUP A

Rank	No	Name	NOC Code	Date of Birth	1	2	3	Result	Wind
16	3391	PETIN Evgeniy	UZB	29 JAN 1975	x	15.27 -0.4	x	15.27	-0.4
17	1719	FOFANA Colomba	FRA	11 APR 1977	x	14.59 +0.8	-	14.59	+0.8
18	1988	ZALAGGITIS Konstadinos	GRE	13 DEC 1980	x	14.15 -0.0	x	14.15	-0.0
19	1948	OWUSU Andrew	GHA	8 JUL 1972	x	14.12 -0.8	x	14.12	-0.8
	1572	CHAPADO Raul	ESP	4 MAY 1970	x	x	x	NM	

Cloudy Humidity : 69 %
 Air Temp.: 20°C/ 68°F
 Wind : 18 km/h E

LEGEND / LEGENDE

No	Number / Numéro	WR	World Record / Record du monde	PB	Personal Best / Record personnel
x	Failure / Essai manqué	OR	Olympic Record / Record olympique	SB	Season Best / Meilleure perf. sai.
-	Pass / Essai non tenté	Q	Qualified by Right / Qualifié direct	NM	No Mark / Aucun essai réussi



ATHLETISME Athletics ATHLETISME Athletics ATHLETISME Athletics ATHLETISME Athletics ATHLETISME Athletics

**RESULTS****RESULTATS****MEN'S TRIPLE JUMP
QUALIFYING B****TRIPLE SAUT - HOMMES
TOUR DE QUALIFICATION B**

SAT 23 SEP 2000

SAM 23 SEPT 2000

OLYMPIC STADIUM

WR	18.29	EDWARDS Jonathan	GBR Gothenburg (SWE)	07/08/95	QUALIFICATION : 16.95 (Q) or 12 first(q)
OR	18.09	HARRISON Kenny	USA Atlanta (USA)	27/07/96	

GROUP B

Rank	No	Name	NOC Code	Date of Birth	1	2	3	Result	Wind
1	1801	IDOWU Phillips	GBR	30 DEC 1978	17.12 -0.6			17.12	Q PB -0.6
	1082	MURPHY Andrew	AUS	18 DEC 1969	17.12 +1.2			17.12	Q SB +1.2
3	1472	GARCIA Yoel	CUB	25 NOV 1973	17.08 -0.3			17.08	Q -0.3
4	2876	KAPUSTIN Denis	RUS	5 OCT 1970	17.04 +0.8			17.04	Q +0.8
5	1869	FRIEDEK Charles	GER	26 AUG 1971	16.93 +1.1	x	x	16.93	+1.1
	3285	HOWARD Robert	USA	26 NOV 1975	x	16.93 +0.7	x	16.93	+0.7
7	2662	HANSTVEIT Ketill	NOR	2 NOV 1973	16.62 -0.3	16.62 -0.6	16.75 -0.2	16.75	-0.2
8	2816	PUNGA Ionut	ROM	14 OCT 1979	16.72 +0.3	14.74 +0.1	16.45 +1.9	16.72	+0.3
9	2342	ARZAMASSOV Sergey	KAZ	6 APR 1971	16.70 +0.6	16.40 +0.8	16.42 +0.3	16.70	+0.6
10	1368	LAO Jianfeng	CHN	24 MAY 1975	16.43 +1.0	16.04 +0.8	x	16.43	+1.0
11	1286	RUSENOV Ivaylo	BUL	9 SEP 1979	16.24 -0.2	16.40 -0.6	x	16.40	-0.6
12	2176	NACHUM Rogel	ISR	21 MAY 1967	16.38 -0.1	16.39 +0.4	16.38 +0.6	16.39	+0.4
13	2889	MARKOV Gennadiy	RUS	15 JUN 1966	16.28 +0.3	16.36 +1.0	x	16.36	+1.0
14	2196	DONATO Fabrizio	ITA	14 AUG 1976	16.34 +0.8	15.75 +0.6	x	16.34	+0.8
15	1465	CALVO Michael	CUB	26 DEC 1977	16.30 +0.3	16.04 +0.4	16.15 +0.2	16.30	+0.3

Cloudy Humidity : 69%
 Air Temp.: 20°C/ 68°F
 Wind : 18 km/h E

LEGEND / LEGENDE

No	Number / Numéro	WR	World Record / Record du monde	PB	Personal Best / Record personnel
x	Failure / Essai manqué	OR	Olympic Record / Record olympique	SB	Season Best / Meilleure perf. sai.
-	Pass / Essai non tenté	Q	Qualified by Right / Qualifié direct		

**RESULTS****RESULTATS****MEN'S TRIPLE JUMP
QUALIFYING B****TRIPLE SAUT - HOMMES
TOUR DE QUALIFICATION B**

SAT 23 SEP 2000

SAM 23 SEPT 2000

OLYMPIC STADIUM

WR	18.29	EDWARDS Jonathan	GBR Gothenburg (SWE)	07/08/95
OR	18.09	HARRISON Kenny	USA Atlanta (USA)	27/07/96

QUALIFICATION : 16.95 (Q) or 12 first(q)

GROUP B

Rank	No	Name	NOC Code	Date of Birth	1	2	3	Result	Wind
16	3201	IZMAILOV Sergii	UKR	1 MAY 1975	x	16.10 -0.1	x	16.10	-0.1
17	1974	MELETOGLOU Hristos	GRE	25 DEC 1971	x	16.00 -0.4	x	16.00	-0.4
18	2436	AL-AHMADI Salem	KSA	13 SEP 1969	15.93 +1.6	15.99 +0.5	15.42 +0.2	15.99	+0.5
19	1044	MARTIROSYAN Armen	ARM	6 AUG 1969	14.95 +0.5	-	-	14.95	+0.5
	1972	LENIS Stamatios	GRE	11 OCT 1977	x	x	x	NM	

Cloudy Humidity : 69 %
 Air Temp.: 20°C/ 68°F
 Wind : 18 km/h E

LEGEND / LEGENDE

No	Number / Numéro	WR	World Record / Record du monde	PB	Personal Best / Record personnel
x	Failure / Essai manqué	OR	Olympic Record / Record olympique	SB	Season Best / Meilleure perf. sai.
-	Pass / Essai non tenté	Q	Qualified by Right / Qualifié direct	NM	No Mark / Aucun essai réussi

**RESULTS SUMMARY****RECAPITULATIF DES RESULTATS****MEN'S TRIPLE JUMP
QUALIFYING****TRIPLE SAUT - HOMMES
TOUR DE QUALIFICATION**

SAT 23 SEP 2000

SAM 23 SEPT 2000

OLYMPIC STADIUM

WR	18.29	EDWARDS Jonathan	GBR Gothenburg (SWE)	07/08/95	QUALIFICATION : 16.95 (Q) or 12 first(q)
OR	18.09	HARRISON Kenny	USA Atlanta (USA)	27/07/96	

Rank	No	Name	NOC Code	Group	Position	Wind	Result		
1	1774	ACHIKE Onochie	GBR	A	1	+1.0	17.30	Q	PB
2	1801	IDOWU Phillips	GBR	B	1	-0.6	17.12	Q	PB
	1082	MURPHY Andrew	AUS	B	1	+1.2	17.12	Q	SB
4	1792	EDWARDS Jonathan	GBR	A	2	+0.7	17.08	Q	
5	1472	GARCIA Yoel	CUB	B	3	-0.3	17.08	Q	
6	2876	KAPUSTIN Denis	RUS	B	4	+0.8	17.04	Q	
7	1481	QUESADA Yoelbi	CUB	A	3	-0.2	17.03	Q	SB
8	1283	DIMITROV Rostislav	BUL	A	4	+0.8	17.00	Q	
9	1869	FRIEDEK Charles	GER	B	5	+1.1	16.93	q	
	3285	HOWARD Robert	USA	B	5	+0.7	16.93	q	
11	2189	CAMOSSI Paolo	ITA	A	5	+0.1	16.87	q	
12	3265	DAVIS Walter	USA	A	6	+0.1	16.75	q	
13	2662	HANSTVEIT Ketill	NOR	B	7	-0.2	16.75		
14	2816	PUNGA Ionut	ROM	B	8	+0.3	16.72		
15	2342	ARZAMASSOV Sergey	KAZ	B	9	+0.6	16.70		
16	2318	SUGIBAYASHI Takanori	JPN	A	7	+0.6	16.67		
17	3107	OLSSON Christian	SWE	A	8	+0.4	16.64		
18	2043	CZINGLER Zsolt	HUN	A	9	+0.4	16.52		
19	3259	CARTER La Mark	USA	A	10	-0.2	16.47		
20	1214	WELLMAN Brian	BER	A	11	+0.1	16.47		
21	1368	LAO Jianfeng	CHN	B	10	+1.0	16.43		
22	1286	RUSENOV Ivaylo	BUL	B	11	-0.6	16.40		
23	2176	NACHUM Rogel	ISR	B	12	+0.4	16.39		
24	2889	MARKOV Gennadiy	RUS	B	13	+1.0	16.36		
25	2196	DONATO Fabrizio	ITA	B	14	+0.8	16.34		
26	3424	DJURJEVIC Zoran	YUG	A	12	+0.3	16.31		
27	1465	CALVO Michael	CUB	B	15	+0.3	16.30		
28	2350	SAKIRKIN Oleg	KAZ	A	13	-0.0	16.20		
29	3201	IZMAILOV Sergii	UKR	B	16	-0.1	16.10		
30	1157	BOCHKOV Sergey	AZE	A	14	+0.8	16.01		
31	1974	MELETOGLOU Hristos	GRE	B	17	-0.4	16.00		
32	2436	AL-AHMADI Salem	KSA	B	18	+0.5	15.99		
33	2913	SPASOVKHODKIY Igor	RUS	A	15	+0.2	15.79		
34	3391	PETIN Evgeniy	UZB	A	16	-0.4	15.27		
35	1044	MARTIROSYAN Armen	ARM	B	19	+0.5	14.95		
36	1719	FOFANA Colomba	FRA	A	17	+0.8	14.59		

LEGEND / LEGENDE

No	Number / Numéro	Q	Qualified by Right / Qualifié direct	q	Qualified / Qualifié
WR	World Record / Record du monde	PB	Personal Best / Record personnel		
OR	Olympic Record / Record olympique	SB	Season Best / Meilleure perf. sai.		

**RESULTS SUMMARY****RECAPITULATIF DES RESULTATS****MEN'S TRIPLE JUMP
QUALIFYING****TRIPLE SAUT - HOMMES
TOUR DE QUALIFICATION**

SAT 23 SEP 2000

SAM 23 SEPT 2000

OLYMPIC STADIUM

WR	18.29	EDWARDS Jonathan	GBR	Gothenburg (SWE)	07/08/95	QUALIFICATION : 16.95 (Q) or 12 first(q)
OR	18.09	HARRISON Kenny	USA	Atlanta (USA)	27/07/96	

Rank	No	Name	NOC Code	Group	Position	Wind	Result
37	1988	ZALAGITIS Konstadinos	GRE	A	18	-0.0	14.15
38	1948	OWUSU Andrew	GHA	A	19	-0.8	14.12
	1572	CHAPADO Raul	ESP	A			NM
	1972	LENIS Stamatios	GRE	B			NM

LEGEND / LEGENDE

No	Number / Numéro	Q	Qualified by Right / Qualifié direct	q	Qualified / Qualifié
WR	World Record / Record du monde	PB	Personal Best / Record personnel	NM	No Mark / Aucun essai réussi
OR	Olympic Record / Record olympique	SB	Season Best / Meilleure perf. sai.		

**RESULTS****RESULTATS****MEN'S HIGH JUMP
FINAL****SAUT EN HAUTEUR - HOMMES
FINALE**

SUN 24 SEP 2000

DIM 24 SEPT 2000

OLYMPIC STADIUM

WR	2.45	SOTOMAYOR Javier	CUB Salamanca (ESP)	27/07/93
OR	2.39	AUSTIN Charles	USA Atlanta (USA)	28/07/96

Rank	No	Name	NOC Code	Date of Birth Height	Result	
1	2880	KLIUGIN Sergey	RUS	24 MAR 1974 191/6' 3"	2.35	SB
		2.20 2.25 2.29 2.32 2.35 0 - 0 XO 0				
2	1483	SOTOMAYOR Javier	CUB	13 OCT 1967 194/6' 4"	2.32	SB
		2.20 2.25 2.29 2.32 2.35 - 0 - 0 XXX				
3	1011	HAMMAD Abderrahmane	ALG	27 MAY 1977 189/6' 2"	2.32	
		2.20 2.25 2.29 2.32 2.35 0 0 XO 0 XXX				
4	3104	HOLM Stefan	SWE	25 MAY 1976 181/5' 11"	2.32	
		2.20 2.25 2.29 2.32 2.35 0 0 XXO 0 XXX				
5	2175	MATOUSSEVIC Konstantin	ISR	25 FEB 1971 203/6' 8"	2.32	
		2.20 2.25 2.29 2.32 2.35 0 0 0 XXO XXX				
6	1314	BOSWELL Mark	CAN	28 SEP 1977 189/6' 2"	2.32	
		2.20 2.25 2.29 2.32 2.35 XO 0 - XXO XXX				
	3108	STRAND Staffan	SWE	18 APR 1976 188/6' 2"	2.32	
		2.20 2.25 2.29 2.32 2.35 - XO 0 XXO XXX				
8	1876	KREISSIG Wolfgang	GER	29 AUG 1970 196/6' 5"	2.29	
		2.20 2.25 2.29 2.32 0 0 0 XXX				

LEGEND / LEGENDE

No	Number / Numéro	-	Pass / Essai non tenté	SB	Season Best / Meilleure perf. sai.
x	Failure / Essai manqué	WR	World Record / Record du monde		
o	Clearance / Réussi	OR	Olympic Record / Record olympique		

**RESULTS****RESULTATS****MEN'S HIGH JUMP
FINAL****SAUT EN HAUTEUR - HOMMES
FINALE**

SUN 24 SEP 2000

DIM 24 SEPT 2000

OLYMPIC STADIUM

WR	2.45	SOTOMAYOR Javier	CUB Salamanca (ESP)	27/07/93
OR	2.39	AUSTIN Charles	USA Atlanta (USA)	28/07/96

Rank	No	Name	NOC Code	Date of Birth Height	Result
9	3197	DYMCHENKO Sergii	UKR	23 AUG 1967 203/6' 8"	2.29
		2.20 2.25 2.29 2.32 o XO o XXX			
10	2920	VORONIN Vyacheslav	RUS	5 APR 1974 191/6' 3"	2.29
		2.20 2.25 2.29 2.32 o o XXO XXX			
11	3297	LEEPER Nathan	USA	13 JUN 1977 188/6' 2"	2.25
		2.20 2.25 2.29 o o XXX			
12	1313	BOATENG Kwaku	CAN	30 JUN 1974 183/6' 0"	2.25
		2.20 2.25 2.29 XO XO XXX			
13	3271	EVANS Kenny	USA	4 JUN 1979 185/6' 1"	2.20
		2.20 2.25 XO XXX			

LEGEND / LEGENDE

No	Number / Numéro	-	Pass / Essai non tenté	SB	Season Best / Meilleure perf. sai.
x	Failure / Essai manqué	WR	World Record / Record du monde		
o	Clearance / Réussi	OR	Olympic Record / Record olympique		

**RESULTS****RESULTATS****MEN'S HIGH JUMP
QUALIFYING A****SAUT EN HAUTEUR - HOMMES
TOUR DE QUALIFICATION A**FRI 22 SEP 2000
VEN 22 SEPT 2000

OLYMPIC STADIUM

WR	2.45	SOTOMAYOR Javier	CUB Salamanca (ESP)	27/07/93	QUALIFICATION : 2.30 (Q) or 12 first(q)
OR	2.39	AUSTIN Charles	USA Atlanta (USA)	28/07/96	

GROUP A

Rank	No	Name	NOC Code	Date of Birth Height	Result
1	3104	HOLM Stefan	SWE	25 MAY 1976 181/5'11"	2.27
		2.15 2.20 2.24 2.27 - 0 0 0			
	2175	MATOUSSEVIC Konstantin	ISR	25 FEB 1971 203/6' 8"	2.27
		2.15 2.20 2.24 2.27 0 0 0 0			
3	2880	KLIUGIN Sergey	RUS	24 MAR 1974 191/6' 3"	2.27
		2.15 2.20 2.24 2.27 - XO 0 0			
4	1011	HAMMAD Abderrahmane	ALG	27 MAY 1977 189/6' 2"	2.27
		2.15 2.20 2.24 2.27 - 0 0 XO			
5	1314	BOSWELL Mark	CAN	28 SEP 1977 189/6' 2"	2.27
		2.15 2.20 2.24 2.27 - 0 XO XXO			
6	1067	FORSYTH Tim	AUS	17 AUG 1973 199/6' 6"	2.24
		2.15 2.20 2.24 2.27 0 0 0 XXX			
	1216	KREHMIC Elvir	BIH	27 APR 1973 0/0' 0"	2.24
		2.15 2.20 2.24 2.27 0 0 0 XXX			
8	1695	POLKU Mika	FIN	19 JUL 1975 185/6' 1"	2.24
		2.15 2.20 2.24 2.27 0 0 XO XXX			

LEGEND / LEGENDE

No	Number / Numéro	-	Pass / Essai non tenté
x	Failure / Essai manqué	WR	World Record / Record du monde
o	Clearance / Réussi	OR	Olympic Record / Record olympique

**RESULTS****RESULTATS****MEN'S HIGH JUMP
QUALIFYING A****SAUT EN HAUTEUR - HOMMES
TOUR DE QUALIFICATION A**FRI 22 SEP 2000
VEN 22 SEPT 2000

OLYMPIC STADIUM

WR	2.45	SOTOMAYOR Javier	CUB Salamanca (ESP)	27/07/93	QUALIFICATION : 2.30 (Q) or 12 first(q)
OR	2.39	AUSTIN Charles	USA Atlanta (USA)	28/07/96	

GROUP A

Rank	No	Name	NOC Code	Date of Birth Height	Result
8	1883	RHODEN Christian	GER	27 MAR 1974 192/6' 4"	2.24
		2.15 2.20 2.24 2.27 o o xo xxx			
	3214	SOKOLOVSKYY Andriy	UKR	16 JUL 1978 196/6' 5"	2.24
		2.15 2.20 2.24 2.27 o o xo xxx			
11	2347	PAKHLIYAYEV Yuriy	KAZ	20 DEC 1974 188/6' 2"	2.24
		2.15 2.20 2.24 2.27 o o xxo xxx			
12	3254	AUSTIN Charles	USA	19 DEC 1967 183/6' 0"	2.20
		2.15 2.20 2.24 2.27 - o x- xx			
13	1783	CHALLENGER Benjamin	GBR	7 MAR 1978 185/6' 1"	2.15
		2.15 2.20 o xxx			
	3198	GLYVYNSKY Ruslan	UKR	7 FEB 1975 204/6' 8"	2.15
		2.15 2.20 o xxx			
	2328	YOSHIDA Takahisa	JPN	17 FEB 1970 180/5'11"	2.15
		2.15 2.20 o xxx			
	3439	ZORIC Stevan	YUG	25 MAY 1971 201/6' 7"	2.15
		2.15 2.20 o xxx			

LEGEND / LEGENDE

No	Number / Numéro	-	Pass / Essai non tenté
x	Failure / Essai manqué	WR	World Record / Record du monde
o	Clearance / Réussi	OR	Olympic Record / Record olympique

**RESULTS****RESULTATS****MEN'S HIGH JUMP
QUALIFYING A****SAUT EN HAUTEUR - HOMMES
TOUR DE QUALIFICATION A**FRI 22 SEP 2000
VEN 22 SEPT 2000

OLYMPIC STADIUM

WR	2.45	SOTOMAYOR Javier	CUB Salamanca (ESP)	27/07/93	QUALIFICATION : 2.30 (Q) or 12 first(q)
OR	2.39	AUSTIN Charles	USA Atlanta (USA)	28/07/96	

GROUP A

Rank	No	Name	NOC Code	Date of Birth Height	Result
17	2482	RABBATH Jean Claude	LIB	12 JUL 1977 190/6' 3"	2.15
		2.15 2.20 XO XXX			
18	1228	LELIN Aleksei	BLR	27 NOV 1977 190/6' 3"	2.15
		2.15 2.20 XXO XXX			

LEGEND / LEGENDE

No	Number / Numéro	-	Pass / Essai non tenté
x	Failure / Essai manqué	WR	World Record / Record du monde
o	Clearance / Réussi	OR	Olympic Record / Record olympique

**RESULTS****RESULTATS****MEN'S HIGH JUMP
QUALIFYING B****SAUT EN HAUTEUR - HOMMES
TOUR DE QUALIFICATION B**FRI 22 SEP 2000
VEN 22 SEPT 2000

OLYMPIC STADIUM

WR	2.45	SOTOMAYOR Javier	CUB Salamanca (ESP)	27/07/93	QUALIFICATION : 2.30 (Q) or 12 first(q)
OR	2.39	AUSTIN Charles	USA Atlanta (USA)	28/07/96	

GROUP B

Rank	No	Name	NOC Code	Date of Birth Height	Result
1	1876	KREISSIG Wolfgang	GER	29 AUG 1970 196/6' 5"	2.27
		2.15 2.20 2.24 2.27 - 0 0 0			
	2920	VORONIN Vyacheslav	RUS	5 APR 1974 191/6' 3"	2.27
		2.15 2.20 2.24 2.27 - 0 0 0			
3	3297	LEEPER Nathan	USA	13 JUN 1977 188/6' 2"	2.27
		2.15 2.20 2.24 2.27 - 0 XXO 0			
4	1313	BOATENG Kwaku	CAN	30 JUN 1974 183/6' 0"	2.27
		2.15 2.20 2.24 2.27 0 - 0 XO			
	3197	DYMCHENKO Sergii	UKR	23 AUG 1967 203/6' 8"	2.27
		2.15 2.20 2.24 2.27 0 0 0 XO			
	1483	SOTOMAYOR Javier	CUB	13 OCT 1967 194/6' 4"	2.27
		2.15 2.20 2.24 2.27 - 0 - XO			
	3108	STRAND Staffan	SWE	18 APR 1976 188/6' 2"	2.27
		2.15 2.20 2.24 2.27 - 0 0 XO			
8	3271	EVANS Kenny	USA	4 JUN 1979 185/6' 1"	2.27
		2.15 2.20 2.24 2.27 0 XO 0 XO			

LEGEND / LEGENDE

No	Number / Numéro	-	Pass / Essai non tenté
x	Failure / Essai manqué	WR	World Record / Record du monde
o	Clearance / Réussi	OR	Olympic Record / Record olympique

**RESULTS****RESULTATS****MEN'S HIGH JUMP
QUALIFYING B****SAUT EN HAUTEUR - HOMMES
TOUR DE QUALIFICATION B**FRI 22 SEP 2000
VEN 22 SEPT 2000

OLYMPIC STADIUM

WR	2.45	SOTOMAYOR Javier	CUB Salamanca (ESP)	27/07/93	QUALIFICATION : 2.30 (Q) or 12 first(q)
OR	2.39	AUSTIN Charles	USA Atlanta (USA)	28/07/96	

GROUP B

Rank	No	Name	NOC Code	Date of Birth Height	Result
9	2420	LEE Jin-Taek	KOR	13 APR 1972 190/6' 3"	2.20
		2.15 2.20 2.24 X- O XXX			
	3437	TOPIC Dragutin	YUG	12 MAR 1971 198/6' 6"	2.20
		2.15 2.20 2.24 2.27 XO O XX- X			
11	1426	MAYO Gilmar	COL	30 SEP 1969 187/6' 2"	2.20
		2.15 2.20 2.24 O XO XXX			
	2615	PENNINGS Wilbert	NED	23 FEB 1975 194/6' 4"	2.20
		2.15 2.20 2.24 2.27 - XO - XXX			
	2144	REILLY Brendan	IRL	23 DEC 1972 196/6' 5"	2.20
		2.15 2.20 2.24 - XO XXX			
14	1690	HUIKURI Toni	FIN	17 SEP 1979 191/6' 3"	2.20
		2.15 2.20 2.24 O XXO XXX			
15	2867	BRAYKO Petr	RUS	27 MAR 1977 202/6' 8"	2.15
		2.15 2.20 O XXX			
	2678	HOWARD Glenn	NZL	13 APR 1976 193/6' 4"	2.15
		2.15 2.20 O XXX			

LEGEND / LEGENDE

No	Number / Numéro	-	Pass / Essai non tenté
x	Failure / Essai manqué	WR	World Record / Record du monde
o	Clearance / Réussi	OR	Olympic Record / Record olympique

**RESULTS****RESULTATS****MEN'S HIGH JUMP
QUALIFYING B****SAUT EN HAUTEUR - HOMMES
TOUR DE QUALIFICATION B**FRI 22 SEP 2000
VEN 22 SEPT 2000

OLYMPIC STADIUM

WR	2.45	SOTOMAYOR Javier	CUB Salamanca (ESP)	27/07/93	QUALIFICATION : 2.30 (Q) or 12 first(q)
OR	2.39	AUSTIN Charles	USA Atlanta (USA)	28/07/96	

GROUP B

Rank	No	Name	NOC Code	Date of Birth Height	Result
	2695	MUNOZ Hugo	PER	10 JAN 1973 188/6' 2"	NM
		2.15 xxx			
	1977	PAPAKOSTAS Labros	GRE	20 OCT 1969 193/6' 4"	DNS
		2.15 DNS			

LEGEND / LEGENDE

No	Number / Numéro	-	Pass / Essai non tenté	NM	No Mark / Aucun essai réussi
x	Failure / Essai manqué	WR	World Record / Record du monde	DNS	Did Not Start / Non partant
o	Clearance / Réussi	OR	Olympic Record / Record olympique		

**RESULTS SUMMARY****RECAPITULATIF DES RESULTATS****MEN'S HIGH JUMP
QUALIFYING****SAUT EN HAUTEUR - HOMMES
TOUR DE QUALIFICATION**FRI 22 SEP 2000
VEN 22 SEPT 2000

OLYMPIC STADIUM

WR	2.45	SOTOMAYOR Javier	CUB Salamanca (ESP)	27/07/93	QUALIFICATION : 2.30 (Q) or 12 first(q)
OR	2.39	AUSTIN Charles	USA Atlanta (USA)	28/07/96	

Rank	No	Name	NOC Code	Group	Position	Result
1	3104	HOLM Stefan	SWE	A	1	2.27 q
	2920	VORONIN Vyacheslav	RUS	B	1	2.27 q
	1876	KREISSIG Wolfgang	GER	B	1	2.27 q
	2175	MATOUSSEVIC Konstantin	ISR	A	1	2.27 q
5	2880	KLIUGIN Sergey	RUS	A	3	2.27 q
6	3297	LEEPER Nathan	USA	B	3	2.27 q
7	1313	BOATENG Kwaku	CAN	B	4	2.27 q
	1011	HAMMAD Abderrahmane	ALG	A	4	2.27 q
	3108	STRAND Staffan	SWE	B	4	2.27 q
	3197	DYMCHENKO Sergii	UKR	B	4	2.27 q
	1483	SOTOMAYOR Javier	CUB	B	4	2.27 q
12	3271	EVANS Kenny	USA	B	8	2.27 q
13	1314	BOSWELL Mark	CAN	A	5	2.27 q
14	1216	KREHMIC Elvir	BIH	A	6	2.24
	1067	FORSYTH Tim	AUS	A	6	2.24
16	1883	RHODEN Christian	GER	A	8	2.24
	3214	SOKOLOVSKYY Andriy	UKR	A	8	2.24
	1695	POLKU Mika	FIN	A	8	2.24
19	2347	PAKHLAYEV Yuriy	KAZ	A	11	2.24
20	3254	AUSTIN Charles	USA	A	12	2.20
21	2420	LEE Jin-Taek	KOR	B	9	2.20
	3437	TOPIC Dragutin	YUG	B	9	2.20
23	2615	PENNINGS Wilbert	NED	B	11	2.20
	2144	REILLY Brendan	IRL	B	11	2.20
	1426	MAYO Gilmar	COL	B	11	2.20
26	1690	HUIKURI Toni	FIN	B	14	2.20
27	3439	ZORIC Stevan	YUG	A	13	2.15
	2678	HOWARD Glenn	NZL	B	15	2.15
	3198	GLYVYNSKY Ruslan	UKR	A	13	2.15
	2867	BRAYKO Petr	RUS	B	15	2.15
	1783	CHALLENGER Benjamin	GBR	A	13	2.15
	2328	YOSHIDA Takahisa	JPN	A	13	2.15
	2482	RABBATH Jean Claude	LIB	A	17	2.15
34	1228	LELIN Aleksei	BLR	A	18	2.15
	2695	MUNOZ Hugo	PER	B		NM
	1977	PAPAKOSTAS Labros	GRE	B		DNS

LEGEND / LEGENDE

No	Number / Numéro	q	Qualified / Qualifié
WR	World Record / Record du monde	NM	No Mark / Aucun essai réussi
OR	Olympic Record / Record olympique	DNS	Did Not Start / Non partant

**RESULTS****RESULTATS****MEN'S POLE VAULT
FINAL****SAUT A LA PERCHE - HOMMES
FINALE**FRI 29 SEP 2000
VEN 29 SEPT 2000

OLYMPIC STADIUM

WR	6.14	BUBKA Sergey	UKR Sestriere (ITA)	31/07/94
OR	5.92	GALFIONE Jean	FRA Atlanta (USA)	02/08/96

Rank	No	Name	NOC Code	Date of Birth	Result
1	3288	HYSONG Nick	USA	9 DEC 1971	5.90 PB
		5.50 5.70 5.80 5.90 5.96 o xo o o xxx			
2	3293	JOHNSON Lawrence	USA	7 MAY 1974	5.90
		5.50 5.70 5.80 5.90 5.96 - o o xo xxx			
3	2915	TARASOV Maksim	RUS	2 DEC 1970	5.90 SB
		5.50 5.70 5.80 5.90 5.96 o - xo xxo xxx			
4	1890	STOLLE Michael	GER	17 DEC 1974	5.90
		5.50 5.70 5.80 5.90 5.96 xxo o xo xxo xxx			
5	1090	CHISTIakov Viktor	AUS	9 FEB 1975	5.80 SB
		5.50 5.70 5.80 5.90 o o o xxx			
	1074	MARKOV Dmitriy	AUS	14 MAR 1975	5.80
		5.50 5.70 5.80 5.90 5.96 o - o xx- x			
7	2840	BRITS Okkert	RSA	22 AUG 1973	5.80
		5.50 5.70 5.80 5.90 - o xo xxx			
8	1864	ECKER Daniel	GER	21 JUL 1977	5.80
		5.50 5.70 5.80 5.90 o xo xo xxx			

LEGEND / LEGENDE

No	Number / Numéro	-	Pass / Essai non tenté	PB	Personal Best / Record personnel
x	Failure / Essai manqué	WR	World Record / Record du monde	SB	Season Best / Meilleure perf. sai.
o	Clearance / Réussi	OR	Olympic Record / Record olympique		

**RESULTS****RESULTATS****MEN'S POLE VAULT
FINAL****SAUT A LA PERCHE - HOMMES
FINALE**FRI 29 SEP 2000
VEN 29 SEPT 2000

OLYMPIC STADIUM

WR	6.14	BUBKA Sergey	UKR Sestriere (ITA)	31/07/94
OR	5.92	GALFIONE Jean	FRA Atlanta (USA)	02/08/96

Rank	No	Name	NOC Code	Date of Birth	Result
9	1600	MIRANDA Montxu	ESP	27 DEC 1976	5.70
		5.50 5.70 5.80 o XXO XXX			
10	2169	AVERBUKH Alexander	ISR	1 OCT 1974	5.50
		5.50 5.70 o XXX			
	2201	GIBILISCO Giuseppe	ITA	5 JAN 1979	5.50
		5.50 5.70 o XXX			
	2911	SMIRYAGIN Yevgeniy	RUS	17 MAY 1976	5.50
		5.50 5.70 o XXX			
13	1878	LOBINGER Tim	GER	3 SEP 1972	5.50
		5.50 5.70 xo XXX			

LEGEND / LEGENDE

No	Number / Numéro	-	Pass / Essai non tenté	PB	Personal Best / Record personnel
x	Failure / Essai manqué	WR	World Record / Record du monde	SB	Season Best / Meilleure perf. sai.
o	Clearance / Réussi	OR	Olympic Record / Record olympique		

**RESULTS****RESULTATS****MEN'S POLE VAULT
QUALIFYING A****SAUT A LA PERCHE - HOMMES
TOUR DE QUALIFICATION A**

WED 27 SEP 2000

MER 27 SEPT 2000

OLYMPIC STADIUM

WR	6.14	BUBKA Sergey	UKR Sestriere (ITA)	31/07/94	QUALIFICATION : 5.75 (Q) or 12 first(q)
OR	5.92	GALFIONE Jean	FRA Atlanta (USA)	02/08/96	

GROUP A

Rank	No	Name	NOC Code	Date of Birth	Result
1	1074	MARKOV Dmitriy	AUS	14 MAR 1975	5.70
		5.25 5.40 5.55 5.65 5.70 - - 0 - XO			
2	1090	CHISTIYAKOV Viktor	AUS	9 FEB 1975	5.70
		5.25 5.40 5.55 5.65 5.70 - 0 XO XXO XO			
3	1878	LOBINGER Tim	GER	3 SEP 1972	5.65
		5.25 5.40 5.55 5.65 5.70 - 0 0 0 X-			
	2911	SMIRYAGIN Yevgeniy	RUS	17 MAY 1976	5.65
		5.25 5.40 5.55 5.65 5.70 - 0 0 0 XX-			
5	3293	JOHNSON Lawrence	USA	7 MAY 1974	5.65
		5.25 5.40 5.55 5.65 5.70 - - XO 0 -			
	1600	MIRANDA Montxu	ESP	27 DEC 1976	5.65
		5.25 5.40 5.55 5.65 5.70 - XO 0 0 XXX			
7	1514	JANACEK Stepan	CZE	12 JUN 1977	5.65
		5.25 5.40 5.55 5.65 5.70 - XXO 0 0 XXX			
8	2611	BLOM Rens	NED	1 MAR 1977	5.65
		5.25 5.40 5.55 5.65 5.70 - 0 0 XO XXX			

Cloudy Humidity : 29 %
 Air Temp.: 27°C/ 81°F
 Wind : 20 km/h W

LEGEND / LEGENDE

No	Number / Numéro	-	Pass / Essai non tenté
x	Failure / Essai manqué	WR	World Record / Record du monde
o	Clearance / Réussi	OR	Olympic Record / Record olympique

CORRECTED RESULTS

**RESULTS****RESULTATS****MEN'S POLE VAULT
QUALIFYING A****SAUT A LA PERCHE - HOMMES
TOUR DE QUALIFICATION A**

WED 27 SEP 2000

MER 27 SEPT 2000

OLYMPIC STADIUM

WR	6.14	BUBKA Sergey	UKR Sestriere (ITA)	31/07/94	QUALIFICATION : 5.75 (Q) or 12 first(q)
OR	5.92	GALFIONE Jean	FRA Atlanta (USA)	02/08/96	

GROUP A

Rank	No	Name	NOC Code	Date of Birth	Result
9	1722	GALFIONE Jean	FRA	9 JUN 1971	5.55
		5.25 5.40 5.55 5.65 - 0 0 XXX			
10	2174	KRASNOV Danny	ISR	27 MAY 1970	5.55 SB
		5.25 5.40 5.55 5.65 - 0 XO XXX			
	3105	KRISTIANSSON Patrik	SWE	3 JUN 1977	5.55
		5.25 5.40 5.55 5.65 - 0 XO XXX			
12	1202	DUVAL Thibaut	BEL	1 FEB 1979	5.55
		5.25 5.40 5.55 5.65 - XO XXO XXX			
13	2872	GERASIMOV Pavel	RUS	29 MAY 1979	5.40
		5.25 5.40 5.55 5.65 - XO - XXX			
14	2753	FERNANDES Nuno	POR	1 APR 1969	5.25
		5.25 5.40 XXO XXX			
	3194	BUBKA Sergey	UKR	4 DEC 1963	NM
		5.25 5.40 5.55 5.65 5.70 - - - - XXX			
	3180	ISIM Ruhan	TUR	5 JUN 1970	NM

Cloudy Humidity : 29%
Air Temp.: 27°C/ 81°F
Wind : 20 km/h W

LEGEND / LEGENDE

No	Number / Numéro	-	Pass / Essai non tenté	SB	Season Best / Meilleure perf. sai.
x	Failure / Essai manqué	WR	World Record / Record du monde	NM	No Mark / Aucun essai réussi
o	Clearance / Réussi	OR	Olympic Record / Record olympique		

CORRECTED RESULTS

**RESULTS****RESULTATS****MEN'S POLE VAULT
QUALIFYING A****SAUT A LA PERCHE - HOMMES
TOUR DE QUALIFICATION A**

WED 27 SEP 2000

MER 27 SEPT 2000

OLYMPIC STADIUM

WR	6.14	BUBKA Sergey	UKR Sestriere (ITA)	31/07/94	QUALIFICATION : 5.75 (Q) or 12 first(q)
OR	5.92	GALFIONE Jean	FRA Atlanta (USA)	02/08/96	

GROUP A

Rank	No	Name	NOC Code	Date of Birth	Result
	2348	POTAPOVICH Igor	KAZ	6 SEP 1967	NM
		5.25 5.40 5.55 - - XXX			
	2564	PRATT Robison	MEX	25 FEB 1980	NM
		5.25 XXX			

Cloudy Humidity : 29 %
Air Temp.: 27°C/ 81°F
Wind : 20 km/h W

LEGEND / LEGENDE

No	Number / Numéro	-	Pass / Essai non tenté	SB	Season Best / Meilleure perf. sai.
x	Failure / Essai manqué	WR	World Record / Record du monde	NM	No Mark / Aucun essai réussi
o	Clearance / Réussi	OR	Olympic Record / Record olympique		

CORRECTED RESULTS

**RESULTS****RESULTATS****MEN'S POLE VAULT
QUALIFYING B****SAUT A LA PERCHE - HOMMES
TOUR DE QUALIFICATION B**

WED 27 SEP 2000

MER 27 SEPT 2000

OLYMPIC STADIUM

WR	6.14	BUBKA Sergey	UKR Sestriere (ITA)	31/07/94	QUALIFICATION : 5.75 (Q) or 12 first(q)
OR	5.92	GALFIONE Jean	FRA Atlanta (USA)	02/08/96	

GROUP B

Rank	No	Name	NOC Code	Date of Birth	Result
1	3288	HYSONG Nick	USA	9 DEC 1971	5.70
		5.25 5.40 5.55 5.65 5.70 - - 0 0 0			
2	1864	ECKER Daniel	GER	21 JUL 1977	5.70
		5.25 5.40 5.55 5.65 5.70 - - XO - 0			
3	1890	STOLLE Michael	GER	17 DEC 1974	5.70
		5.25 5.40 5.55 5.65 5.70 - - 0 - XXO			
4	2201	GIBILISCO Giuseppe	ITA	5 JAN 1979	5.70
		5.25 5.40 5.55 5.65 5.70 - 0 XO 0 XXO			
5	2169	AVERBUKH Alexander	ISR	1 OCT 1974	5.65
		5.25 5.40 5.55 5.65 5.70 - - 0 0 -			
	2840	BRITS Okkert	RSA	22 AUG 1973	5.65
		5.25 5.40 5.55 5.65 5.70 - - 0 0 -			
	2915	TARASOV Maksim	RUS	2 DEC 1970	5.65
		5.25 5.40 5.55 5.65 5.70 - - - 0 -			
8	1057	BURGESS Paul	AUS	14 AUG 1979	5.55
		5.25 5.40 5.55 5.65 - 0 0 XXX			

Cloudy Humidity : 29 %
Air Temp.: 27°C/ 81°F
Wind : 20 km/h W

LEGEND / LEGENDE

No	Number / Numéro	-	Pass / Essai non tenté
x	Failure / Essai manqué	WR	World Record / Record du monde
o	Clearance / Réussi	OR	Olympic Record / Record olympique

**RESULTS****RESULTATS****MEN'S POLE VAULT
QUALIFYING B****SAUT A LA PERCHE - HOMMES
TOUR DE QUALIFICATION B**

WED 27 SEP 2000

MER 27 SEPT 2000

OLYMPIC STADIUM

WR	6.14	BUBKA Sergey	UKR Sestriere (ITA)	31/07/94	QUALIFICATION : 5.75 (Q) or 12 first(q)
OR	5.92	GALFIONE Jean	FRA Atlanta (USA)	02/08/96	

GROUP B

Rank	No	Name	NOC Code	Date of Birth	Result
8	1584	GARCIA Javier	ESP	22 JUL 1966	5.55
		5.25 5.40 5.55 5.65 5.70 - 0 0 XX- X			
	1800	HUGHES Kevin	GBR	30 APR 1973	5.55 SB
		5.25 5.40 5.55 5.65 0 0 0 XXX			
11	1285	EFREMOV Ilian	BUL	2 AUG 1970	5.55
		5.25 5.40 5.55 5.65 5.70 0 XO XXO - XXX			
	3102	ERIKSSON Martin	SWE	15 JUN 1971	5.55
		5.25 5.40 5.55 5.65 - XO XXO XXX			
13	2327	YOKOYAMA Manabu	JPN	20 JUL 1974	5.55
		5.25 5.40 5.55 5.65 - XXO XXO XXX			
14	3279	HARTING Chad	USA	20 FEB 1972	5.40
		5.25 5.40 5.55 5.65 - XO X- XX			
	2477	JOHNSON Dominic	LCA	31 OCT 1975	5.40
		5.25 5.40 5.55 - XO XXX			
16	2744	ANDRE Joao	POR	28 MAY 1976	5.40
		5.25 5.40 5.55 XO XO XXX			

Cloudy Humidity : 29%
Air Temp.: 27°C/ 81°F
Wind : 20 km/h W

LEGEND / LEGENDE

No	Number / Numéro	-	Pass / Essai non tenté	SB	Season Best / Meilleure perf. sai.
x	Failure / Essai manqué	WR	World Record / Record du monde		
o	Clearance / Réussi	OR	Olympic Record / Record olympique		

**RESULTS****RESULTATS****MEN'S POLE VAULT
QUALIFYING B****SAUT A LA PERCHE - HOMMES
TOUR DE QUALIFICATION B**

WED 27 SEP 2000

MER 27 SEPT 2000

OLYMPIC STADIUM

WR	6.14	BUBKA Sergey	UKR Sestriere (ITA)	31/07/94	QUALIFICATION : 5.75 (Q) or 12 first(q)
OR	5.92	GALFIONE Jean	FRA Atlanta (USA)	02/08/96	

GROUP B

Rank	No	Name	NOC Code	Date of Birth	Result
17	1733	MESNIL Romain	FRA	13 JUN 1977	5.40
		5.25 5.40 5.55 5.65 - XXO X- XX			
	3217	YURCHENKO Denys	UKR	27 JAN 1978	5.40
		5.25 5.40 5.55 5.65 5.70 - XXO - X- -			
	1509	STEFANI Photis	CYP	4 OCT 1971	NM
		5.25 xxx			

Cloudy Humidity : 29 %
 Air Temp.: 27°C/ 81°F
 Wind : 20 km/h W

LEGEND / LEGENDE

No	Number / Numéro	-	Pass / Essai non tenté	SB	Season Best / Meilleure perf. sai.
x	Failure / Essai manqué	WR	World Record / Record du monde	NM	No Mark / Aucun essai réussi
o	Clearance / Réussi	OR	Olympic Record / Record olympique		

**RESULTS SUMMARY****RECAPITULATIF DES RESULTATS****MEN'S POLE VAULT
QUALIFYING****SAUT A LA PERCHE - HOMMES
TOUR DE QUALIFICATION**

WED 27 SEP 2000

OLYMPIC STADIUM

MER 27 SEPT 2000

WR	6.14	BUBKA Sergey	UKR	Sestriere (ITA)	31/07/94	QUALIFICATION : 5.75 (Q) or 12 first(q)
OR	5.92	GALFIONE Jean	FRA	Atlanta (USA)	02/08/96	

Rank	No	Name	NOC Code	Group	Position	Result
1	3288	HYSONG Nick	USA	B	1	5.70 q
2	1864	ECKER Daniel	GER	B	2	5.70 q
3	1074	MARKOV Dmitriy	AUS	A	1	5.70 q
4	1090	CHISTIAKOV Viktor	AUS	A	2	5.70 q
5	1890	STOLLE Michael	GER	B	3	5.70 q
6	2201	GIBILISCO Giuseppe	ITA	B	4	5.70 q
7	2840	BRITS Okkert	RSA	B	5	5.65 q
	2915	TARASOV Maksim	RUS	B	5	5.65 q
	2169	AVERBUKH Alexander	ISR	B	5	5.65 q
10	1878	LOBINGER Tim	GER	A	3	5.65 q
	3293	JOHNSON Lawrence	USA	A	5	5.65 q
12	2911	SMIRYAGIN Yevgeniy	RUS	A	3	5.65 q
13	1600	MIRANDA Montxu	ESP	A	5	5.65 q
14	1514	JANACEK Stepan	CZE	A	7	5.65
15	2611	BLOM Rens	NED	A	8	5.65
16	1722	GALFIONE Jean	FRA	A	9	5.55
	1057	BURGESS Paul	AUS	B	8	5.55
	1800	HUGHES Kevin	GBR	B	8	5.55 SB
	1584	GARCIA Javier	ESP	B	8	5.55
20	3105	KRISTIANSSON Patrik	SWE	A	10	5.55
	2174	KRASNOV Danny	ISR	A	10	5.55 SB
22	1285	EFREMOV Ilian	BUL	B	11	5.55
	1202	DUVAL Thibaut	BEL	A	12	5.55
	3102	ERIKSSON Martin	SWE	B	11	5.55
25	2327	YOKOYAMA Manabu	JPN	B	13	5.55
26	2872	GERASIMOV Pavel	RUS	A	13	5.40
	3279	HARTING Chad	USA	B	14	5.40
	2477	JOHNSON Dominic	LCA	B	14	5.40
29	2744	ANDRE Joao	POR	B	16	5.40
30	3217	YURCHENKO Denys	UKR	B	17	5.40
31	1733	MESNIL Romain	FRA	B	17	5.40
32	2753	FERNANDES Nuno	POR	A	14	5.25
	3180	ISIM Ruhan	TUR	A		NM
	1509	STEFANI Photis	CYP	B		NM
	3194	BUBKA Sergey	UKR	A		NM
	2348	POTAPOVICH Igor	KAZ	A		NM

LEGEND / LEGENDE

No	Number / Numéro	q	Qualified / Qualifié
WR	World Record / Record du monde	SB	Season Best / Meilleure perf. sai.
OR	Olympic Record / Record olympique	NM	No Mark / Aucun essai réussi

CORRECTED RESULTS

**RESULTS SUMMARY****RECAPITULATIF DES RESULTATS****MEN'S POLE VAULT
QUALIFYING****SAUT A LA PERCHE - HOMMES
TOUR DE QUALIFICATION**

WED 27 SEP 2000

MER 27 SEPT 2000

OLYMPIC STADIUM

WR	6.14	BUBKA Sergey	UKR	Sestriere (ITA)	31/07/94	QUALIFICATION : 5.75 (Q) or 12 first(q)
OR	5.92	GALFIONE Jean	FRA	Atlanta (USA)	02/08/96	

Rank	No	Name	NOC Code	Group	Position	Result
	2564	PRATT Robison	MEX	A		NM

LEGEND / LEGENDE

No	Number / Numéro	q	Qualified / Qualifié
WR	World Record / Record du monde	SB	Season Best / Meilleure perf. sai.
OR	Olympic Record / Record olympique	NM	No Mark / Aucun essai réussi

CORRECTED RESULTS

**RESULTS****RESULTATS****WOMEN'S SHOT PUT
FINAL****LANCER DE POIDS - FEMMES
FINALE**

THU 28 SEP 2000

JEU 28 SEPT 2000

OLYMPIC STADIUM

WR	22.63	LISOVSKAYA Natalya	URS Moscow (URS)	07/06/87
OR	22.41	SLUPIANEK Ilona	GDR Moscow (URS)	24/07/80

Rank	No	Name	NOC Code	Date of Birth	1	2	3	4	5	6	Result
1	1238	KOROLCHIK Yanina	BLR	26 DEC 1976	19.43	x	18.76	19.11	x	20.56	20.56 NR
2	2963	PELESHENKO Larisa	RUS	29 FEB 1964	19.16	19.92	19.79	x	x	19.60	19.92
3	1912	KUMBERNUSS Astrid	GER	5 FEB 1970	19.38	19.24	18.73	18.76	18.89	19.62	19.62
4	2952	KRIVELEVA Svetlana	RUS	13 JUN 1969	18.84	18.60	19.04	19.12	19.37	19.36	19.37
5	2731	DANILCZYK-ZABAWSKA Krystyna	POL	14 JAN 1968	18.61	17.93	19.18	18.39	x	17.16	19.18 SB
6	1489	CUMBA Yumileidi	CUB	11 FEB 1975	18.33	18.30	18.70	x	x	x	18.70
7	1999	OUZOUNI Kalliopi	GRE	8 FEB 1973	18.45	x	18.63	18.34	x	17.09	18.63 NR
8	1911	KLEINERT-SCHMITT Nadine	GER	20 OCT 1975	x	18.49	18.33	x	x	x	18.49
9	2619	KOEMAN Lieja	NED	10 MAR 1976	x	17.56	17.96				17.96
10	2973	RYABINKINA Olga	RUS	24 SEP 1976	17.33	17.85	17.66				17.85
11	1375	CHENG Xiaoyan	CHN	30 DEC 1975	17.30	17.85	x				17.85
12	1150	FEDJUSCHINA Valentina	AUT	10 FEB 1965	16.70	17.14	16.75				17.14

LEGEND / LEGENDE

No	Number / Numéro	WR	World Record / Record du monde	SB	Season Best / Meilleure perf. sai.
x	Failure / Essai manqué	OR	Olympic Record / Record olympique		
-	Pass / Essai non tenté	NR	National Record / Record national		

**RESULTS****RESULTATS****WOMEN'S SHOT PUT
QUALIFYING A****LANCER DE POIDS - FEMMES
TOUR DE QUALIFICATION A**

WED 27 SEP 2000

MER 27 SEPT 2000

OLYMPIC STADIUM

WR	22.63	LISOVSKAYA Natalya	URS Moscow (URS)	07/06/87
OR	22.41	SLUPIANEK Ilona	GDR Moscow (URS)	24/07/80

QUALIFICATION : 18.50 (Q) or 12 first(q)

GROUP A

Rank	No	Name	NOC Code	Date of Birth	1	2	3	Result
1	2731	DANILCZYK-ZABAWSKA Krystyna	POL	14 JAN 1968	18.32	18.42	18.93	18.93 Q
2	1912	KUMBERNUSS Astrid	GER	5 FEB 1970	18.90			18.90 Q
3	2952	KRIVELEVA Svetlana	RUS	13 JUN 1969	18.48	18.56		18.56 Q
4	1999	OZOUNI Kalliopi	GRE	8 FEB 1973	17.35	18.56		18.56 Q
5	1489	CUMBA Yumileidi	CUB	11 FEB 1975	x	18.02	18.42	18.42
6	1375	CHENG Xiaoyan	CHN	30 DEC 1975	17.67	18.23	x	18.23
7	2619	KOEMAN Lieja	NED	10 MAR 1976	17.43	17.99	17.35	17.99
8	2643	CHUKWUEMEKA Vivian	NGR	4 DEC 1977	x	17.33	17.47	17.47
9	2425	LEE Myung-Sun	KOR	12 FEB 1976	17.25	17.40	17.44	17.44
10	3370	PRICE-SMITH Connie	USA	3 JUN 1962	17.38	16.70	17.42	17.42
11	1758	MANFREDI Laurence	FRA	20 MAY 1974	16.57	16.38	x	16.57
12	1644	de la PUENTE Martina	ESP	4 APR 1975	x	16.30	x	16.30

LEGEND / LEGENDE

No	Number / Numéro	WR	World Record / Record du monde
x	Failure / Essai manqué	OR	Olympic Record / Record olympique
-	Pass / Essai non tenté	Q	Qualified by Right / Qualifié direct

**RESULTS****RESULTATS****WOMEN'S SHOT PUT
QUALIFYING B****LANCER DE POIDS - FEMMES
TOUR DE QUALIFICATION B**

WED 27 SEP 2000

MER 27 SEPT 2000

OLYMPIC STADIUM

WR	22.63	LISOVSKAYA Natalya	URS Moscow (URS)	07/06/87
OR	22.41	SLUPIANEK Ilona	GDR Moscow (URS)	24/07/80

QUALIFICATION : 18.50 (Q) or 12 first(q)

GROUP B

Rank	No	Name	NOC Code	Date of Birth	1	2	3	Result
1	1238	KOROLCHIK Yanina	BLR	26 DEC 1976	19.36			19.36 Q
2	2973	RYABINKINA Olga	RUS	24 SEP 1976	17.32	18.04	19.20	19.20 Q PB
3	2963	PELESHENKO Larisa	RUS	29 FEB 1964	19.08			19.08 Q
4	1911	KLEINERT-SCHMITT Nadine	GER	20 OCT 1975	17.75	x	18.39	18.39
5	1150	FEDJUSCHINA Valentina	AUT	10 FEB 1965	16.95	17.84	17.45	17.84
6	1839	OAKES Judith	GBR	14 FEB 1958	16.96	x	17.81	17.81
7	3339	CROSS Jesseca	USA	5 OCT 1975	17.15	17.27	16.91	17.27
8	2743	ZAKOWICZ Katarzyna	POL	12 FEB 1975	16.49	16.74	16.95	16.95
9	2244	ROSOLEN Mara	ITA	27 JUL 1965	16.13	x	16.66	16.66
10	2366	ULYEVA Iolanta	KAZ	27 AUG 1976	16.38	15.11	16.31	16.38
11	3378	TUNKS Teri	USA	31 OCT 1975	x	15.30	16.34	16.34
12	1391	YU Xin	CHN	23 FEB 1977	15.68	16.18	-	16.18
13	2300	KAWAR Nada	JOR	23 NOV 1975	x	15.67	x	15.67

LEGEND / LEGENDE

No	Number / Numéro	WR	World Record / Record du monde	PB	Personal Best / Record personnel
x	Failure / Essai manqué	OR	Olympic Record / Record olympique		
-	Pass / Essai non tenté	Q	Qualified by Right / Qualifié direct		

**RESULTS SUMMARY****RECAPITULATIF DES RESULTATS****WOMEN'S SHOT PUT
QUALIFYING****LANCER DE POIDS - FEMMES
TOUR DE QUALIFICATION**

WED 27 SEP 2000

MER 27 SEPT 2000

OLYMPIC STADIUM

WR	22.63	LISOVSKAYA Natalya	URS Moscow (URS)	07/06/87	QUALIFICATION : 18.50 (Q) or 12 first(q)
OR	22.41	SLUPIANEK Ilona	GDR Moscow (URS)	24/07/80	

Rank	No	Name	NOC Code	Group	Position	Result
1	1238	KOROLCHIK Yanina	BLR	B	1	19.36 Q
2	2973	RYABINKINA Olga	RUS	B	2	19.20 Q PB
3	2963	PELESHENKO Larisa	RUS	B	3	19.08 Q
4	2731	DANILCZYK-ZABAWSKA Krystyna	POL	A	1	18.93 Q
5	1912	KUMBERNUSS Astrid	GER	A	2	18.90 Q
6	2952	KRIVELEVA Svetlana	RUS	A	3	18.56 Q
7	1999	OZOUNI Kalliopi	GRE	A	4	18.56 Q
8	1489	CUMBA Yumileidi	CUB	A	5	18.42 q
9	1911	KLEINERT-SCHMITT Nadine	GER	B	4	18.39 q
10	1375	CHENG Xiaoyan	CHN	A	6	18.23 q
11	2619	KOEMAN Lieja	NED	A	7	17.99 q
12	1150	FEDJUSCHINA Valentina	AUT	B	5	17.84 q
13	1839	OAKES Judith	GBR	B	6	17.81
14	2643	CHUKWUEMEKA Vivian	NGR	A	8	17.47
15	2425	LEE Myung-Sun	KOR	A	9	17.44
16	3370	PRICE-SMITH Connie	USA	A	10	17.42
17	3339	CROSS Jesseca	USA	B	7	17.27
18	2743	ZAKOWICZ Katarzyna	POL	B	8	16.95
19	2244	ROSOLEN Mara	ITA	B	9	16.66
20	1758	MANFREDI Laurence	FRA	A	11	16.57
21	2366	ULYEVA Iolanta	KAZ	B	10	16.38
22	3378	TUNKS Teri	USA	B	11	16.34
23	1644	de la PUENTE Martina	ESP	A	12	16.30
24	1391	YU Xin	CHN	B	12	16.18
25	2300	KAWAR Nada	JOR	B	13	15.67

LEGEND / LEGENDE

No	Number / Numéro	Q	Qualified by Right / Qualifié direct
WR	World Record / Record du monde	PB	Personal Best / Record personnel
OR	Olympic Record / Record olympique	q	Qualified / Qualifié

**RESULTS****RESULTATS****WOMEN'S DISCUS THROW
FINAL****LANCER DE DISQUE - FEMMES
FINALE**

WED 27 SEP 2000

MER 27 SEPT 2000

OLYMPIC STADIUM

WR	76.80	REINSCH Gabriele	GDR Neubrandenburg (GDR)	09/07/88
OR	72.30	HELLMANN Martina	GDR Seoul (KOR)	29/09/88

Rank	No	Name	NOC Code	Date of Birth	1	2	3	4	5	6	Result
1	1250	ZVEREVA Ellina	BLR	16 NOV 1960	67.00	66.12	68.40	65.80	x	x	68.40 SB
2	1994	KELESIDOU Anastasia	GRE	28 NOV 1972	65.71	63.20	62.59	64.58	63.07	61.85	65.71
3	1249	YATCHENKO Irina	BLR	31 OCT 1965	x	62.93	61.09	63.15	65.20	x	65.20
4	2974	SADOVA Natalya	RUS	15 JUL 1972	65.00	61.64	61.92	62.86	x	60.47	65.00
5	2006	TSIKOUNA Styliani	GRE	19 OCT 1972	61.85	60.66	x	x	59.91	64.08	64.08
6	1900	DIETZSCH Franka	GER	22 JAN 1968	x	61.65	58.17	60.36	63.18	x	63.18
7	1932	WYLUDDA Ilke	GER	28 MAR 1969	63.16	61.91	62.22	59.86	61.72	62.33	63.16
8	1141	VIZANIARI Lisa-Marie	AUS	14 DEC 1971	60.78	62.43	62.57	x	62.24	x	62.57
9	2011	VONGOLI Aikaterini	GRE	30 OCT 1970	60.72	61.57	60.45				61.57
10	3376	SUA Seilala	USA	25 FEB 1978	58.03	56.24	59.85				59.85
11	2775	MACHADO Teresa	POR	22 JUL 1969	54.48	59.50	56.84				59.50
12	2681	FAUMUINA Beatrice	NZL	23 OCT 1974	56.86	x	58.69				58.69
13	1391	YU Xin	CHN	23 FEB 1977	57.95	58.34	57.89				58.34

Clear

Humidity : 36 %

Air Temp.: 24°C/ 75°F

Wind : 9 km/h W

LEGEND / LEGENDE

No	Number / Numéro	WR	World Record / Record du monde
x	Failure / Essai manqué	OR	Olympic Record / Record olympique
-	Pass / Essai non tenté	SB	Season Best / Meilleure perf. sai.

**RESULTS****RESULTATS****WOMEN'S DISCUS THROW
QUALIFYING A****LANCER DE DISQUE - FEMMES
TOUR DE QUALIFICATION A**

MON 25 SEP 2000

LUN 25 SEPT 2000

OLYMPIC STADIUM

WR	76.80	REINSCH Gabriele	GDR Neubrandenburg (GDR)	09/07/88	QUALIFICATION : 63.00 (Q) or 12 first(q)
OR	72.30	HELLMANN Martina	GDR Seoul (KOR)	29/09/88	

GROUP A

Rank	No	Name	NOC Code	Date of Birth	1	2	3	Result
1	1250	ZVEREVA Ellina	BLR	16 NOV 1960	61.26	64.81		64.81 Q
2	1932	WYLUDDA Ilke	GER	28 MAR 1969	62.97	x	60.83	62.97
3	3376	SUA Seilala	USA	25 FEB 1978	56.19	61.88	59.06	61.88
4	2006	TSIKOUNA Styliani	GRE	19 OCT 1972	59.58	61.59	56.33	61.59
5	1391	YU Xin	CHN	23 FEB 1977	59.79	61.00	60.12	61.00
6	3220	ANTONOVA Olena	UKR	16 JUN 1972	60.73	60.28	59.85	60.73
7	1539	RACKOVA Vladimira	CZE	15 MAY 1967	x	60.24	55.32	60.24
8	2988	YESIPCHUK Oksana	RUS	13 DEC 1975	59.51	57.14	58.64	59.51
9	2822	GRASU Nicoleta	ROM	11 SEP 1971	x	x	58.87	58.87
10	2947	KOROTKEVITCH Larissa	RUS	3 JAN 1967	58.81	56.90	x	58.81
11	1374	CAO Qi	CHN	15 JAN 1974	57.88	57.01	58.03	58.03
12	3178	KARI Monia	TUN	14 APR 1971	56.32	52.61	54.01	56.32
13	1765	ROBERT-MICHON Melina	FRA	18 JUL 1979	x	54.11	x	54.11
14	2492	GUSTAITYTE Renata	LTU	7 APR 1974	x	53.64	x	53.64
15	1103	COSTIAN Daniela	AUS	30 APR 1965	x	51.96	x	51.96

Rain

Humidity : 81 %

Air Temp.: 14°C/ 57°F

Wind : 9 km/h NE

LEGEND / LEGENDE

No	Number / Numéro	WR	World Record / Record du monde
x	Failure / Essai manqué	OR	Olympic Record / Record olympique
-	Pass / Essai non tenté	Q	Qualified by Right / Qualifié direct



RESULTS

RESULTATS

WOMEN'S DISCUS THROW
QUALIFYING A

LANCER DE DISQUE - FEMMES
TOUR DE QUALIFICATION A



MON 25 SEP 2000

LUN 25 SEPT 2000

OLYMPIC STADIUM

WR	76.80	REINSCH Gabriele	GDR Neubrandenburg (GDR)	09/07/88
OR	72.30	HELLMANN Martina	GDR Seoul (KOR)	29/09/88

QUALIFICATION : 63.00 (Q) or 12 first(q)

GROUP A

Rank	No	Name	NOC Code	Date of Birth	1	2	3	Result
16	2694	CANILLAS Mariana	PAR	28 DEC 1984	x	32.31	x	32.31

Rain
 Air Temp.: 14°C/ 57°F
 Humidity : 81 %
 Wind : 9 km/h NE

LEGEND / LEGENDE

No	Number / Numéro	WR	World Record / Record du monde
x	Failure / Essai manqué	OR	Olympic Record / Record olympique
-	Pass / Essai non tenté	Q	Qualified by Right / Qualifié direct

ATHLETISME
Athletics
ATHLETISME
Athletics
ATHLETISME
Athletics
ATHLETISME
Athletics

**RESULTS****RESULTATS****WOMEN'S DISCUS THROW
QUALIFYING B****LANCER DE DISQUE - FEMMES
TOUR DE QUALIFICATION B**

MON 25 SEP 2000

LUN 25 SEPT 2000

OLYMPIC STADIUM

WR	76.80	REINSCH Gabriele	GDR Neubrandenburg (GDR)	09/07/88	QUALIFICATION : 63.00 (Q) or 12 first(q)
OR	72.30	HELLMANN Martina	GDR Seoul (KOR)	29/09/88	

GROUP B

Rank	No	Name	NOC Code	Date of Birth	1	2	3	Result
1	2974	SADOVA Natalya	RUS	15 JUL 1972	64.62			64.62 Q
2	1994	KELESIDOU Anastasia	GRE	28 NOV 1972	63.64			63.64 Q
3	1249	YATCHENKO Irina	BLR	31 OCT 1965	62.72	58.94	60.89	62.72
4	1141	VIZANIARI Lisa-Marie	AUS	14 DEC 1971	60.39	59.39	62.47	62.47
5	2681	FAUMUINA Beatrice	NZL	23 OCT 1974	61.33	57.88	58.55	61.33
6	2011	VONGOLI Aikaterini	GRE	30 OCT 1970	61.29	x	x	61.29
7	1900	DIETZSCH Franka	GER	22 JAN 1968	59.78	60.74	59.29	60.74
8	3369	POWELL Suzy	USA	3 SEP 1976	x	x	59.68	59.68
9	1121	LEVER Alison	AUS	13 OCT 1972	x	54.45	59.58	59.58
10	3359	KUEHL Kristin	USA	30 JUL 1970	59.45	54.02	57.54	59.45
11	1382	LI Qiumei	CHN	26 SEP 1974	56.28	56.59	55.01	56.59
12	3114	SOEDERBERG Anna	SWE	11 JUN 1973	54.94	55.89	56.11	56.11
13	2775	MACHADO Teresa	POR	22 JUL 1969	x	x	55.86	55.86
14	2115	SINGH Neelam Jaswant	IND	8 JAN 1971	55.22	55.26	x	55.26
15	3185	MERT Oksana	TUR	26 MAR 1973	54.18	54.74	55.02	55.02

Rain Humidity : 73 %
 Air Temp.: 15°C/ 59°F
 Wind : 6 km/h N

LEGEND / LEGENDE

No	Number / Numéro	WR	World Record / Record du monde
x	Failure / Essai manqué	OR	Olympic Record / Record olympique
-	Pass / Essai non tenté	Q	Qualified by Right / Qualifié direct



RESULTS

RESULTATS

WOMEN'S DISCUS THROW
QUALIFYING B

LANCER DE DISQUE - FEMMES
TOUR DE QUALIFICATION B



MON 25 SEP 2000

LUN 25 SEPT 2000

OLYMPIC STADIUM

WR	76.80	REINSCH Gabriele	GDR Neubrandenburg (GDR)	09/07/88
OR	72.30	HELLMANN Martina	GDR Seoul (KOR)	29/09/88

QUALIFICATION : 63.00 (Q) or 12 first(q)

GROUP B

Rank	No	Name	NOC Code	Date of Birth	1	2	3	Result
16	1631	MATEJKOVA Alice	ESP	11 JAN 1969	54.19	53.12	x	54.19

Rain
Humidity : 73 %
Air Temp.: 15°C/ 59°F
Wind : 6 km/h N

LEGEND / LEGENDE	
No	Number / Numéro
x	Failure / Essai manqué
-	Pass / Essai non tenté
WR	World Record / Record du monde
OR	Olympic Record / Record olympique
Q	Qualified by Right / Qualifié direct

ATHLETISME
Athletics
ATHLETISME
Athletics
ATHLETISME
Athletics
ATHLETISME
Athletics

**RESULTS SUMMARY****RECAPITULATIF DES RESULTATS****WOMEN'S DISCUS THROW
QUALIFYING****LANCER DE DISQUE - FEMMES
TOUR DE QUALIFICATION**

MON 25 SEP 2000

LUN 25 SEPT 2000

OLYMPIC STADIUM

WR	76.80	REINSCH Gabriele	GDR Neubrandenburg (GDR)	09/07/88	QUALIFICATION : 63.00 (Q) or 12 first(q)
OR	72.30	HELLMANN Martina	GDR Seoul (KOR)	29/09/88	

Rank	No	Name	NOC Code	Group	Position	Result
1	1250	ZVEREVA Ellina	BLR	A	1	64.81 Q
2	2974	SADOVA Natalya	RUS	B	1	64.62 Q
3	1994	KELESIDOU Anastasia	GRE	B	2	63.64 Q
4	1932	WYLUDDA Ilke	GER	A	2	62.97 q
5	1249	YATCHENKO Irina	BLR	B	3	62.72 q
6	1141	VIZANIARI Lisa-Marie	AUS	B	4	62.47 q
7	3376	SUA Seilala	USA	A	3	61.88 q
8	2006	TSIKOUNA Styliani	GRE	A	4	61.59 q
9	2681	FAUMUINA Beatrice	NZL	B	5	61.33 q
10	2011	VONGOLI Aikaterini	GRE	B	6	61.29 q
11	1391	YU Xin	CHN	A	5	61.00 q
12	1900	DIETZSCH Franka	GER	B	7	60.74
13	3220	ANTONOVA Olena	UKR	A	6	60.73 q
14	1539	RACKOVA Vladimira	CZE	A	7	60.24
15	3369	POWELL Suzy	USA	B	8	59.68
16	1121	LEVER Alison	AUS	B	9	59.58
17	2988	YESIPCHUK Oksana	RUS	A	8	59.51
18	3359	KUEHL Kristin	USA	B	10	59.45
19	2822	GRASU Nicoleta	ROM	A	9	58.87
20	2947	KOROTKEVITCH Larissa	RUS	A	10	58.81
21	1374	CAO Qi	CHN	A	11	58.03
22	1382	LI Qiumei	CHN	B	11	56.59
23	3178	KARI Monia	TUN	A	12	56.32
24	3114	SOEDERBERG Anna	SWE	B	12	56.11
25	2775	MACHADO Teresa	POR	B	13	55.86 q
26	2115	SINGH Neelam Jaswant	IND	B	14	55.26
27	3185	MERT Oksana	TUR	B	15	55.02
28	1631	MATEJKOVA Alice	ESP	B	16	54.19
29	1765	ROBERT-MICHON Melina	FRA	A	13	54.11
30	2492	GUSTAITYTE Renata	LTU	A	14	53.64
31	1103	COSTIAN Daniela	AUS	A	15	51.96
32	2694	CANILLAS Mariana	PAR	A	16	32.31

LEGEND / LEGENDE

No	Number / Numéro	Q	Qualified by Right / Qualifié direct
WR	World Record / Record du monde	q	Qualified / Qualifié
OR	Olympic Record / Record olympique		

**JURY HAS ADVANCED TERESA MACHADO (POR)
TO THE FINAL**

**RESULTS****RESULTATS****WOMEN'S JAVELIN THROW
FINAL****LANCER DE JAVELOT - FEMMES
FINALE**SAT 30 SEP 2000
SAM 30 SEPT 2000

OLYMPIC STADIUM

WR	69.48	HATTESTAD Trine	NOR Oslo (NOR)	28/07/00
-----------	--------------	------------------------	----------------	----------

Rank	No	Name	NOC Code	Date of Birth	1	2	3	4	5	6	Result
1	2670	HATTESTAD Trine	NOR	18 APR 1966	68.91	62.27	x	64.38	66.22	64.09	68.91 OR
2	1998	MANIANI-TZELILI Mirella	GRE	21 DEC 1976	x	65.56	67.51	61.96	65.34	67.51	67.51 NR
3	1495	MENENDEZ Osleidys	CUB	14 NOV 1979	66.03	64.99	65.17	63.95	62.47	66.18	66.18
4	1919	NERIUS Steffi	GER	1 JUL 1972	61.99	61.41	64.84	57.88	61.11	61.02	64.84
5	1486	BISSET Sonia	CUB	1 APR 1971	63.26	62.77	x	x	62.85	63.11	63.26
6	1499	RIVERO Xiomara	CUB	24 DEC 1968	62.10	62.92	x	60.20	x	x	62.92 PB
7	2976	SHIKOLENKO Tatyana	RUS	10 MAY 1968	58.28	62.91	61.54	x	x	61.97	62.91
8	1540	TOMECKOVA Nikola	CZE	25 JUN 1974	58.13	55.86	58.69	56.12	61.30	62.10	62.10
9	1700	INGBERG Mikaela	FIN	29 JUL 1974	58.10	55.97	58.56				58.56
10	1390	WEI Jianhua	CHN	25 MAR 1979	54.06	58.23	58.33				58.33
11	1381	LI Lei	CHN	4 MAY 1974	x	x	56.83				56.83
12	2230	COSLOVICH Claudia	ITA	26 APR 1972	56.46	54.28	56.74				56.74

Sunny Humidity : 21 %
 Air Temp.: 25°C/ 77°F
 Wind : 22 km/h W

LEGEND / LEGENDE

No	Number / Numéro	WR	World Record / Record du monde	PB	Personal Best / Record personnel
x	Failure / Essai manqué	OR	Olympic Record / Record olympique		
-	Pass / Essai non tenté	NR	National Record / Record national		

**RESULTS****RESULTATS****WOMEN'S JAVELIN THROW
QUALIFYING A****LANCER DE JAVELOT - FEMMES
TOUR DE QUALIFICATION A**FRI 29 SEP 2000
VEN 29 SEPT 2000

OLYMPIC STADIUM

WR	69.48	HATTESTAD Trine	NOR Oslo (NOR)	28/07/00	QUALIFICATION : 61.50 (Q) or 12 first(q)
-----------	--------------	------------------------	----------------	----------	--

GROUP A

Rank	No	Name	NOC Code	Date of Birth	1	2	3	Result
1	1919	NERIUS Steffi	GER	1 JUL 1972	65.76			65.76 Q PB
2	2670	HATTESTAD Trine	NOR	18 APR 1966	65.44			65.44 Q
3	1998	MANIANI-TZELILI Mirella	GRE	21 DEC 1976	63.34			63.34 Q
4	1700	INGBERG Mikaela	FIN	29 JUL 1974	58.94	60.85	x	60.85
5	1381	LI Lei	CHN	4 MAY 1974	57.01	x	60.57	60.57
6	1486	BISSET Sonia	CUB	1 APR 1971	59.13	x	60.09	60.09
7	2498	RAMANAUSKAITE Rita	LTU	22 NOV 1970	57.81	x	59.21	59.21
8	2078	SZABO Nikolett	HUN	3 MAR 1980	58.86	55.95	56.72	58.86
9	2834	TERMURE Ana Mirela	ROM	13 JAN 1975	55.67	56.31	53.86	56.31
10	2941	IVAKINA Ekaterina	RUS	4 DEC 1964	55.30	52.43	55.58	55.58
11	3329	BLUTREICH Lynda	USA	13 DEC 1971	x	52.77	55.25	55.25
12	3039	STORGA Eufemija	SLO	7 OCT 1975	x	54.94	52.97	54.94
13	1294	GEORGIEVA Khristina	BUL	3 JAN 1972	54.60	51.10	53.31	54.60
14	1748	AUZEIL Nadine	FRA	19 AUG 1964	51.02	53.85	49.90	53.85
15	2463	KOZARENOKA Inga	LAT	16 MAR 1982	53.83	x	x	53.83

Sunny Humidity : 76 %
 Air Temp.: 19°C/ 66°F
 Wind : 7 km/h NE

LEGEND / LEGENDE

No	Number / Numéro	WR	World Record / Record du monde
x	Failure / Essai manqué	Q	Qualified by Right / Qualifié direct
-	Pass / Essai non tenté	PB	Personal Best / Record personnel



RESULTS

RESULTATS

WOMEN'S JAVELIN THROW
QUALIFYING A

LANCER DE JAVELOT - FEMMES
TOUR DE QUALIFICATION A



FRI 29 SEP 2000
VEN 29 SEPT 2000

OLYMPIC STADIUM

WR	69.48	HATTESTAD Trine	NOR Oslo (NOR)	28/07/00	QUALIFICATION : 61.50 (Q) or 12 first(q)	
----	-------	-----------------	----------------	----------	--	--

GROUP A

Rank	No	Name	NOC Code	Date of Birth	1	2	3	Result
16	1107	CURREY Louise	AUS	24 JAN 1969	53.32	x	-	53.32
17	2108	KAUR Gurmeet	IND	20 JUN 1970	52.78	48.80	46.46	52.78
18	2414	SUDARIKOVA Tatyana	KGZ	28 MAY 1973	47.56	x	48.33	48.33

Sunny Humidity : 76 %
 Air Temp.: 19°C/ 66°F
 Wind : 7 km/h NE

LEGEND / LEGENDE

No	Number / Numéro	WR	World Record / Record du monde
x	Failure / Essai manqué	Q	Qualified by Right / Qualifié direct
-	Pass / Essai non tenté	PB	Personal Best / Record personnel

ATHLETISME
Athletics
ATHLETISME
Athletics
ATHLETISME
Athletics
ATHLETISME
Athletics

**RESULTS****RESULTATS****WOMEN'S JAVELIN THROW
QUALIFYING B****LANCER DE JAVELOT - FEMMES
TOUR DE QUALIFICATION B**FRI 29 SEP 2000
VEN 29 SEPT 2000

OLYMPIC STADIUM

WR	69.48	HATTESTAD Trine	NOR Oslo (NOR)	28/07/00	QUALIFICATION : 61.50 (Q) or 12 first(q)
-----------	--------------	------------------------	----------------	----------	--

GROUP B

Rank	No	Name	NOC Code	Date of Birth	1	2	3	Result
1	1495	MENENDEZ Osleidys	CUB	14 NOV 1979	67.34			67.34 Q AR
2	1499	RIVERO Xiomara	CUB	24 DEC 1968	61.89			61.89 Q SB
3	2976	SHIKOLENKO Tatyana	RUS	10 MAY 1968	61.54			61.54 Q
4	1390	WEI Jianhua	CHN	25 MAR 1979	60.64	x 57.19		60.64 q
5	2230	COSLOVICH Claudia	ITA	26 APR 1972	60.12	x 57.05		60.12 q
6	1540	TOMECKOVA Nikola	CZE	25 JUN 1974	59.49	55.40	59.40	59.49 q
7	2827	MOLDOVAN TILEA Felicea	ROM	29 SEP 1967	54.11	58.75	x	58.75
8	1177	EVE Laverne	BAH	16 JUN 1965	x 57.98	58.36		58.36
9	1138	STONE Jo	AUS	4 OCT 1972	53.34	57.57	58.34	58.34
10	2007	TSIOLAKOUDI Angeliki	GRE	10 MAY 1976	x 58.11		x	58.11
11	3234	LYAKHOVYCH Tetyana	UKR	20 MAY 1979	55.81	53.33	57.41	57.41 PB
12	1707	UPPA Taina	FIN	24 OCT 1976	57.39	x	x	57.39
13	2292	McKOY Olivia	JAM	1 DEC 1973	55.98	52.83	56.36	56.36
14	1277	SANTOS Sueli	BRA	8 JAN 1965	x 56.27	50.50		56.27
15	1633	MIGUEZ Marta	ESP	3 MAR 1973	55.52	55.01	x	55.52

LEGEND / LEGENDE

No	Number / Numéro	WR	World Record / Record du monde	SB	Season Best / Meilleure perf. sai.
x	Failure / Essai manqué	Q	Qualified by Right / Qualifié direct	q	Qualified / Qualifié
-	Pass / Essai non tenté	AR	Area Record / Record Continental	PB	Personal Best / Record personnel



RESULTS

RESULTATS

WOMEN'S JAVELIN THROW
QUALIFYING B

LANCER DE JAVELOT - FEMMES
TOUR DE QUALIFICATION B



FRI 29 SEP 2000
VEN 29 SEPT 2000

OLYMPIC STADIUM

WR	69.48	HATTESTAD Trine	NOR Oslo (NOR)	28/07/00	QUALIFICATION : 61.50 (Q) or 12 first(q)	
----	-------	-----------------	----------------	----------	--	--

GROUP B

Rank	No	Name	NOC Code	Date of Birth	1	2	3	Result
16	2426	LEE Young-Sun	KOR	21 FEB 1974	49.84	x	x	49.84
17	1432	MOYA Sabina	COL	27 JAN 1977	41.22	49.16	47.37	49.16

LEGEND / LEGENDE

No	Number / Numéro	WR	World Record / Record du monde	SB	Season Best / Meilleure perf. sai.
x	Failure / Essai manqué	Q	Qualified by Right / Qualifié direct	q	Qualified / Qualifié
-	Pass / Essai non tenté	AR	Area Record / Record Continental	PB	Personal Best / Record personnel

ATHLETISME
Athletics
ATHLETISME
Athletics
ATHLETISME
Athletics
ATHLETISME
Athletics



RESULTS SUMMARY

RECAPITULATIF DES RESULTATS

WOMEN'S JAVELIN THROW
QUALIFYINGLANCER DE JAVELOT - FEMMES
TOUR DE QUALIFICATIONFRI 29 SEP 2000
VEN 29 SEPT 2000

OLYMPIC STADIUM

WR	69.48	HATTESTAD Trine	NOR Oslo (NOR)	28/07/00	QUALIFICATION : 61.50 (Q) or 12 first(q)
----	-------	-----------------	----------------	----------	--

Rank	No	Name	NOC Code	Group	Position	Result
1	1495	MENENDEZ Osleidys	CUB	B	1	67.34 Q AR
2	1919	NERIUS Steffi	GER	A	1	65.76 Q PB
3	2670	HATTESTAD Trine	NOR	A	2	65.44 Q
4	1998	MANIANI-TZELILI Mirella	GRE	A	3	63.34 Q
5	1499	RIVERO Xiomara	CUB	B	2	61.89 Q SB
6	2976	SHIKOLENKO Tatyana	RUS	B	3	61.54 Q
7	1700	INGBERG Mikaela	FIN	A	4	60.85 q
8	1390	WEI Jianhua	CHN	B	4	60.64 q
9	1381	LI Lei	CHN	A	5	60.57 q
10	2230	COSLOVICH Claudia	ITA	B	5	60.12 q
11	1486	BISSET Sonia	CUB	A	6	60.09 q
12	1540	TOMECKOVA Nikola	CZE	B	6	59.49 q
13	2498	RAMANAUSKAITE Rita	LTU	A	7	59.21
14	2078	SZABO Nikolett	HUN	A	8	58.86
15	2827	MOLDOVAN TILEA Felicea	ROM	B	7	58.75
16	1177	EVE Laverne	BAH	B	8	58.36
17	1138	STONE Jo	AUS	B	9	58.34
18	2007	TSIOLAKOUDI Angeliki	GRE	B	10	58.11
19	3234	LYAKHOVYCH Tetyana	UKR	B	11	57.41 PB
20	1707	UPPA Taina	FIN	B	12	57.39
21	2292	McKoy Olivia	JAM	B	13	56.36
22	2834	TERMURE Ana Mirela	ROM	A	9	56.31
23	1277	SANTOS Sueli	BRA	B	14	56.27
24	2941	IVAKINA Ekaterina	RUS	A	10	55.58
25	1633	MIGUEZ Marta	ESP	B	15	55.52
26	3329	BLUTREICH Lynda	USA	A	11	55.25
27	3039	STORGA Eufemija	SLO	A	12	54.94
28	1294	GEORGIEVA Khristina	BUL	A	13	54.60
29	1748	AUZEIL Nadine	FRA	A	14	53.85
30	2463	KOZARENOKA Inga	LAT	A	15	53.83
31	1107	CURREY Louise	AUS	A	16	53.32
32	2108	KAUR Gurmeet	IND	A	17	52.78
33	2426	LEE Young-Sun	KOR	B	16	49.84
34	1432	MOYA Sabina	COL	B	17	49.16
35	2414	SUDARIKOVA Tatyana	KGZ	A	18	48.33

LEGEND / LEGENDE

No	Number / Numéro	AR	Area Record / Record Continental	q	Qualified / Qualifié
WR	World Record / Record du monde	PB	Personal Best / Record personnel		
Q	Qualified by Right / Qualifié direct	SB	Season Best / Meilleure perf. sai.		

**RESULTS****RESULTATS****WOMEN'S HAMMER THROW
FINAL****LANCER DE MARTEAU - FEMMES
FINALE**FRI 29 SEP 2000
VEN 29 SEPT 2000

OLYMPIC STADIUM

WR	76.07	MELINTE Mihaela	ROM Ruedlingen (SUI)	29/08/99
-----------	--------------	------------------------	----------------------	----------

Rank	No	Name	NOC Code	Date of Birth	1	2	3	4	5	6	Result
1	2741	SKOLIMOWSKA Kamila	POL	4 NOV 1982	x	66.33	71.16	66.06	69.91	-	71.16 OR
2	2953	KUZENKOVA Olga	RUS	4 OCT 1970	x	67.18	69.64	69.77	x	x	69.77
3	1917	MUENCHOW Kirsten	GER	21 JAN 1977	66.42	x	67.81	66.03	69.28	67.96	69.28 NR
4	1496	MORENO Yipsi	CUB	19 NOV 1980	65.79	67.16	67.04	64.88	68.33	67.43	68.33
5	1137	SOSIMENKO Debbie	AUS	5 APR 1974	67.95	64.24	65.49	66.39	x	x	67.95 AR
6	1237	GUBKINA Lyudmila	BLR	13 AUG 1973	66.04	66.16	x	67.08	66.77	66.95	67.08
7	3347	ELLERBE Dawn	USA	4 MAR 1974	62.50	64.51	66.80	64.40	66.16	64.71	66.80
8	3367	PALMER Amy	USA	20 APR 1975	x	60.21	66.15	59.42	x	x	66.15
9	1844	SHAW Lorraine	GBR	2 APR 1968	64.27	56.96	63.65				64.27
10	1246	SUDAK Svetlana	BLR	20 MAR 1971	x	64.21	x				64.21
11	1459	BRKLJACIC Ivana	CRO	25 JAN 1983	61.25	63.20	x				63.20
12	1703	POYRY Sini	FIN	3 FEB 1980	62.49	x	62.21				62.49

LEGEND / LEGENDE

No	Number / Numéro	WR	World Record / Record du monde	AR	Area Record / Record Continental
x	Failure / Essai manqué	OR	Olympic Record / Record olympique		
-	Pass / Essai non tenté	NR	National Record / Record national		

**RESULTS****RESULTATS****WOMEN'S HAMMER THROW
QUALIFYING A****LANCER DE MARTEAU - FEMMES
TOUR DE QUALIFICATION A**

WED 27 SEP 2000

MER 27 SEPT 2000

OLYMPIC STADIUM

WR	76.07	MELINTE Mihaela	ROM Rudlingen (SUI)	29/08/99	QUALIFICATION : 65.50 (Q) or 12 first(q)
-----------	--------------	------------------------	---------------------	----------	--

GROUP A

Rank	No	Name	NOC Code	Date of Birth	1	2	3	Result
1	2953	KUZENKOVA Olga	RUS	4 OCT 1970	70.60			70.60 Q
2	2741	SKOLIMOWSKA Kamila	POL	4 NOV 1982	66.30			66.30 Q
3	1496	MORENO Yipsi	CUB	19 NOV 1980	65.74			65.74 Q
4	3347	ELLERBE Dawn	USA	4 MAR 1974	64.91	63.27	57.99	64.91
5	1246	SUDAK Svetlana	BLR	20 MAR 1971	x	x	63.83	63.83
6	1844	SHAW Lorraine	GBR	2 APR 1968	63.21	62.60	57.09	63.21
7	3367	PALMER Amy	USA	20 APR 1975	61.96	62.49	62.78	62.78
8	3243	SEKACHOVA Iryna	UKR	21 JUL 1976	61.44	60.62	x	61.44
9	2683	WILLIAMS Tasha	NZL	31 JUL 1973	50.96	54.14	61.18	61.18
10	2928	DAVYDOVA Alla	RUS	21 MAY 1966	60.86	x	x	60.86
11	1127	PERKINS Karyne	AUS	14 MAR 1978	55.18	59.49	55.22	59.49
12	1706	STROMMER Mia	FIN	26 FEB 1974	57.33	x	59.43	59.43
13	1339	FOURNIER Michelle	CAN	9 MAY 1977	x	55.72	59.15	59.15
14	2598	FOURNIER Caroline	MRI	7 MAY 1975	x	53.60	56.18	56.18
	2225	BALASSINI Ester	ITA	20 OCT 1977	x	x	x	NM

LEGEND / LEGENDE

No	Number / Numéro	WR	World Record / Record du monde
x	Failure / Essai manqué	Q	Qualified by Right / Qualifié direct
-	Pass / Essai non tenté	NM	No Mark / Aucun essai réussi

**RESULTS****RESULTATS****WOMEN'S HAMMER THROW
QUALIFYING B****LANCER DE MARTEAU - FEMMES
TOUR DE QUALIFICATION B**

WED 27 SEP 2000

MER 27 SEPT 2000

OLYMPIC STADIUM

WR	76.07	MELINTE Mihaela	ROM Rudlingen (SUI)	29/08/99	QUALIFICATION : 65.50 (Q) or 12 first(q)
-----------	--------------	------------------------	---------------------	----------	--

GROUP B

Rank	No	Name	NOC Code	Date of Birth	1	2	3	Result
1	1917	MUENCHOW Kirsten	GER	21 JAN 1977	59.09	67.64		67.64 Q
2	1459	BRKLJACIC Ivana	CRO	25 JAN 1983	65.01	62.59	x	65.01
3	1137	SOSIMENKO Debbie	AUS	5 APR 1974	64.01	61.18	59.53	64.01
4	1703	POYRY Sini	FIN	3 FEB 1980	63.80	60.12	61.81	63.80
5	1237	GUBKINA Lyudmila	BLR	13 AUG 1973	62.40	63.13	63.29	63.29
6	2068	DIVOS Katalin	HUN	11 MAY 1974	61.88	x	62.74	62.74
7	1050	MISIPEKA Lisa	ASA	3 JAN 1975	61.74	58.74	x	61.74
8	2945	KONSTANTINOVA Tatyana	RUS	8 NOV 1970	57.24	61.14	61.48	61.48
9	3339	CROSS Jesseca	USA	5 OCT 1975	56.98	60.85	60.51	60.85
10	1393	ZHAO Wei	CHN	27 JAN 1979	59.54	57.44	55.98	59.54
11	1759	MONTEBRUN Manuela	FRA	13 NOV 1979	57.60	x	57.77	57.77
12	1295	IORANOVA Aneliya	BUL	27 APR 1972	x	54.92	54.69	54.92
	1247	TSANDER Olga	BLR	18 MAY 1976	x	x	x	NM

LEGEND / LEGENDE

No	Number / Numéro	WR	World Record / Record du monde
x	Failure / Essai manqué	Q	Qualified by Right / Qualifié direct
-	Pass / Essai non tenté	NM	No Mark / Aucun essai réussi

**RESULTS SUMMARY****RECAPITULATIF DES RESULTATS****WOMEN'S HAMMER THROW
QUALIFYING****LANCER DE MARTEAU - FEMMES
TOUR DE QUALIFICATION**

WED 27 SEP 2000

MER 27 SEPT 2000

OLYMPIC STADIUM

WR	76.07	MELINTE Mihaela	ROM Rudlingen (SUI)	29/08/99	QUALIFICATION : 65.50 (Q) or 12 first(q)
-----------	--------------	------------------------	---------------------	----------	--

Rank	No	Name	NOC Code	Group	Position	Result
1	2953	KUZENKOVA Olga	RUS	A	1	70.60 Q
2	1917	MUENCHOW Kirsten	GER	B	1	67.64 Q
3	2741	SKOLIMOWSKA Kamila	POL	A	2	66.30 Q
4	1496	MORENO Yipsi	CUB	A	3	65.74 Q
5	1459	BRKLJACIC Ivana	CRO	B	2	65.01 q
6	3347	ELLERBE Dawn	USA	A	4	64.91 q
7	1137	SOSIMENKO Debbie	AUS	B	3	64.01 q
8	1246	SUDAK Svetlana	BLR	A	5	63.83 q
9	1703	POYRY Sini	FIN	B	4	63.80 q
10	1237	GUBKINA Lyudmila	BLR	B	5	63.29 q
11	1844	SHAW Lorraine	GBR	A	6	63.21 q
12	3367	PALMER Amy	USA	A	7	62.78 q
13	2068	DIVOS Katalin	HUN	B	6	62.74
14	1050	MISIPEKA Lisa	ASA	B	7	61.74
15	2945	KONSTANTINOVA Tatyana	RUS	B	8	61.48
16	3243	SEKACHOVA Iryna	UKR	A	8	61.44
17	2683	WILLIAMS Tasha	NZL	A	9	61.18
18	2928	DAVYDOVA Aila	RUS	A	10	60.86
19	3339	CROSS Jesseca	USA	B	9	60.85
20	1393	ZHAO Wei	CHN	B	10	59.54
21	1127	PERKINS Karyne	AUS	A	11	59.49
22	1706	STROMMER Mia	FIN	A	12	59.43
23	1339	FOURNIER Michelle	CAN	A	13	59.15
24	1759	MONTEBRUN Manuela	FRA	B	11	57.77
25	2598	FOURNIER Caroline	MRI	A	14	56.18
26	1295	IORDANOVA Aneliya	BUL	B	12	54.92
	1247	TSANDER Olga	BLR	B		NM
	2225	BALASSINI Ester	ITA	A		NM

LEGEND / LEGENDE

No	Number / Numéro	q	Qualified / Qualifié
WR	World Record / Record du monde	NM	No Mark / Aucun essai réussi
Q	Qualified by Right / Qualifié direct		

**RESULTS****RESULTATS****WOMEN'S LONG JUMP
FINAL****SAUT EN LONGUEUR - FEMMES
FINALE**FRI 29 SEP 2000
VEN 29 SEPT 2000

OLYMPIC STADIUM

WR	7.52	CHISTYAKOVA Galina	URS Leningrad (URS)	11/06/88
OR	7.40	JOYNER-KERSEE Jackie	USA Seoul (KOR)	29/09/88

Rank	No	Name	NOC Code	Date of Birth	1	2	3	4	5	6	Result	Wind
1	1902	DRECHSLER Heike	GER	16 DEC 1964	6.48 -1.8	x	6.99 +1.9	6.79 -0.5	x	x	6.99	SB +1.9
2	2238	MAY Fiona	ITA	12 DEC 1969	6.76 +1.3	6.82 +1.1	6.92 +1.1	6.72 +0.8	6.73 +0.4	6.72 +0.1	6.92	+1.1
3	3357	JONES Marion	USA	12 OCT 1975	x	6.68 +1.3	6.92 +1.0	x	x	x	6.92	+1.0
4	2949	KOTOVA Tatiana	RUS	11 DEC 1976	x	6.76 +0.2	6.83 +1.4	x	x	6.73 +1.5	6.83	+1.4
5	2972	RUBLEVA Olga	RUS	28 OCT 1974	x	6.79 +1.4	x	6.79 -0.9	x	x	6.79	-0.9
6	1928	TIEDTKE Susen	GER	23 JAN 1969	x	6.52 +0.8	6.74 +0.1	x	4.94 +1.6	x	6.74	+0.1
7	1175	EDWARDS Jackie	BAH	14 APR 1970	6.59 +0.9	6.52 +1.6	6.51 -1.3	6.31 -0.6	6.35 +0.6	6.42 +0.7	6.59	+0.9
8	2082	VASZI Tunde	HUN	18 APR 1972	6.32 +1.4	x	6.59 +0.4	x	x	x	6.59	+0.4
9	2932	GALKINA Lioudmila	RUS	20 JAN 1972	6.42 -1.0	6.56 +2.9	6.05 -1.7				6.56	+2.9
10	2285	GOULBOURNE Elva	JAM	20 JAN 1980	x	6.43 +0.9	6.20 +1.2				6.43	+0.9
11	3331	BURRELL Dawn	USA	1 NOV 1973	x	x	6.38 +0.1				6.38	+0.1
12	3244	SHEKHOVTSOVA Olena	UKR	31 MAY 1972	x	x	6.37 +0.8				6.37	+0.8

LEGEND / LEGENDE

No	Number / Numéro	WR	World Record / Record du monde
x	Failure / Essai manqué	OR	Olympic Record / Record olympique
-	Pass / Essai non tenté	SB	Season Best / Meilleure perf. sai.

**RESULTS****RESULTATS****WOMEN'S LONG JUMP
QUALIFYING A****SAUT EN LONGUEUR - FEMMES
TOUR DE QUALIFICATION A**

WED 27 SEP 2000

MER 27 SEPT 2000

OLYMPIC STADIUM

WR	7.52	CHISTYAKOVA Galina	URS Leningrad (URS)	11/06/88
OR	7.40	JOYNER-KERSEE Jackie	USA Seoul (KOR)	29/09/88

QUALIFICATION : 6.70 (Q) or 12 first(q)

GROUP A

Rank	No	Name	NOC Code	Date of Birth	1	2	3	Result	Wind
1	2238	MAY Fiona	ITA	12 DEC 1969	6.48 -0.6	6.65 +0.3	6.81 +0.5	6.81	Q +0.5
2	2285	GOULBOURNE Elva	JAM	20 JAN 1980	6.35 -0.4	6.52 -0.0	6.68 +0.7	6.68	+0.7
3	3244	SHEKHOVTSOVA Olena	UKR	31 MAY 1972	6.56 -0.5	6.65 +1.2	x	6.65	+1.2
4	1928	TIEDTKE Susen	GER	23 JAN 1969	6.55 -0.2	6.65 +1.1	6.43 +0.4	6.65	+1.1
5	2932	GALKINA Lioudmila	RUS	20 JAN 1972	6.62 -0.3	x	6.31 -0.0	6.62	-0.3
6	1175	EDWARDS Jackie	BAH	14 APR 1970	6.60 +0.4	x	6.47 -0.8	6.60	+0.4
7	2354	KOCHSHEYEVA Yelena	KAZ	17 FEB 1973	6.42 -0.3	x	6.57 +1.0	6.57	+1.0
8	3112	JOHANSSON Erica	SWE	5 FEB 1974	6.53 -0.2	x	6.49 -1.4	6.53	-0.2
9	2012	XANTHOU Niki	GRE	11 OCT 1973	6.50 -0.9	x	x	6.50	-0.9
10	1378	GUAN Yingnan	CHN	25 APR 1977	x	x	6.48 +0.4	6.48	+0.4
11	3379	WILLIAMS Shana	USA	7 APR 1972	6.24 +0.3	6.28 -0.0	6.44 +0.2	6.44	+0.2
12	2680	BRUNNER Chantal	NZL	5 NOV 1970	6.14 -0.0	6.42 -0.1	6.31 -0.4	6.42	-0.1
13	2067	AJKLER Zita	HUN	9 JUN 1975	6.35 -0.5	6.36 +0.4	x	6.36	+0.4
14	1275	HIGA MAGGI Maurren	BRA	25 JUN 1976	6.35 -0.2	6.28 +0.5	x	6.35	-0.2
15	1490	CUZA Lissette	CUB	26 FEB 1975	x	6.19 +0.8	6.25 -0.3	6.25	-0.3

Clear

Humidity : 31 %

Air Temp.: 25°C/ 77°F

Wind : 15 km/h NW

LEGEND / LEGENDE

No	Number / Numéro	WR	World Record / Record du monde
x	Failure / Essai manqué	OR	Olympic Record / Record olympique
-	Pass / Essai non tenté	Q	Qualified by Right / Qualifié direct

**RESULTS****RESULTATS****WOMEN'S LONG JUMP
QUALIFYING A****SAUT EN LONGUEUR - FEMMES
TOUR DE QUALIFICATION A**

WED 27 SEP 2000

MER 27 SEPT 2000

OLYMPIC STADIUM

WR	7.52	CHISTYAKOVA Galina	URS Leningrad (URS)	11/06/88
OR	7.40	JOYNER-KERSEE Jackie	USA Seoul (KOR)	29/09/88

QUALIFICATION : 6.70 (Q) or 12 first(q)

GROUP A

Rank	No	Name	NOC Code	Date of Birth	1	2	3	Result	Wind
16	2410	BOBROVSKAIA Elena	KGZ	11 APR 1975	5.94 +0.2	6.19 +0.7	6.03 -0.5	6.19	+0.7
17	2180	HYACINTH Flora	ISV	10 MAR 1966	6.08 +0.5	x	5.89 +0.4	6.08	+0.5
18	3251	FALCIONI Monica	URU	10 OCT 1968	6.05 -0.7	6.04 +0.8	5.96 -0.0	6.05	SB -0.7
	1634	MONTANER Concepcion	ESP	14 JAN 1981	x	x	x	NM	
	1417	MBANGO Françoise	CMR	14 APR 1976	DNS			DNS	

Clear
Air Temp.: 25°C/ 77°F
Wind : 15 km/h NW

Humidity : 31 %

LEGEND / LEGENDE

No	Number / Numéro	WR	World Record / Record du monde	SB	Season Best / Meilleure perf. sai.
x	Failure / Essai manqué	OR	Olympic Record / Record olympique	NM	No Mark / Aucun essai réussi
-	Pass / Essai non tenté	Q	Qualified by Right / Qualifié direct	DNS	Did Not Start / Non partant

**RESULTS****RESULTATS****WOMEN'S LONG JUMP
QUALIFYING B****SAUT EN LONGUEUR - FEMMES
TOUR DE QUALIFICATION B**

WED 27 SEP 2000

MER 27 SEPT 2000

OLYMPIC STADIUM

WR	7.52	CHISTYAKOVA Galina	URS Leningrad (URS)	11/06/88
OR	7.40	JOYNER-KERSEE Jackie	USA Seoul (KOR)	29/09/88

QUALIFICATION : 6.70 (Q) or 12 first(q)

GROUP B

Rank	No	Name	NOC Code	Date of Birth	1	2	3	Result	Wind
1	1902	DRECHSLER Heike	GER	16 DEC 1964	6.84 +0.3			6.84	Q +0.3
2	3357	JONES Marion	USA	12 OCT 1975	6.78 +0.3			6.78	Q +0.3
3	3331	BURRELL Dawn	USA	1 NOV 1973	x	6.68 +0.7	6.77 +0.2	6.77	Q +0.2
4	2082	VASZI Tunde	HUN	18 APR 1972	x	x	6.70 +0.1	6.70	Q SB +0.1
5	2949	KOTOVA Tatiana	RUS	11 DEC 1976	6.41 +0.5	6.66 -0.0	4.21 -0.2	6.66	-0.0
6	2972	RUBLEVA Olga	RUS	28 OCT 1974	6.62 +0.3	x	6.65 +0.2	6.65	+0.2
7	1850	WISE Jo	GBR	15 MAR 1971	6.39 +0.5	6.54 +1.1	6.59 +0.1	6.59	SB +0.1
8	3247	VERSHYNINA Viktoriya	UKR	11 JUN 1971	6.46 -0.6	6.56 +0.6	6.47 +0.5	6.56	+0.6
9	1139	THOMPSON Bronwyn	AUS	29 JAN 1978	6.55 -0.8	x	6.21 -0.0	6.55	-0.8
10	2461	GOTOVSKA Valentina	LAT	3 SEP 1965	6.44 -0.6	x	6.47 +0.1	6.47	+0.1
11	2284	GOLDING Lacena	JAM	20 MAR 1975	6.37 -0.0	6.39 +0.7	6.39 +0.9	6.39	+0.7
12	2646	ITANYI Patience	NGR	21 JUL 1973	6.33 +0.1	6.22 -0.6	6.12 -0.1	6.33	+0.1
13	2835	TIGAU Viorica	ROM	12 AUG 1979	x	x	6.25 +0.2	6.25	+0.2
14	2360	PERSHINA Yelena	KAZ	24 DEC 1963	6.24 -0.2	x	6.22 +0.2	6.24	-0.2
15	1927	SCHULTE Sofia	GER	8 APR 1976	6.15 -1.0	x	6.23 +0.4	6.23	+0.4

Clear Humidity : 31 %
 Air Temp.: 25°C/ 77°F
 Wind : 15 km/h NW

LEGEND / LEGENDE

No	Number / Numéro	WR	World Record / Record du monde	SB	Season Best / Meilleure perf. sai.
x	Failure / Essai manqué	OR	Olympic Record / Record olympique		
-	Pass / Essai non tenté	Q	Qualified by Right / Qualifié direct		

**RESULTS****RESULTATS****WOMEN'S LONG JUMP
QUALIFYING B****SAUT EN LONGUEUR - FEMMES
TOUR DE QUALIFICATION B**

WED 27 SEP 2000

MER 27 SEPT 2000

OLYMPIC STADIUM

WR	7.52	CHISTYAKOVA Galina	URS Leningrad (URS)	11/06/88
OR	7.40	JOYNER-KERSEE Jackie	USA Seoul (KOR)	29/09/88

QUALIFICATION : 6.70 (Q) or 12 first(q)

GROUP B

Rank	No	Name	NOC Code	Date of Birth	1	2	3	Result Wind
16	1039	AVILA Andrea	ARG	4 APR 1970	6.11 -0.6	x	6.07 +0.5	6.11 -0.6
17	2001	PAPAVASILAKI Despoina	GRE	24 MAR 1973	x	x	5.86 +0.7	5.86 +0.7
	1379	GUO Chunfang	CHN	4 JAN 1979	x	x	x	NM
	1276	SANTOS Luciana	BRA	10 FEB 1970	x	x	x	NM
	2363	TARASSOVA Anna	KAZ	22 MAR 1980	x	x	x	NM

Clear
Air Temp.: 25°C/ 77°F
Wind : 15 km/h NW

Humidity : 31 %

LEGEND / LEGENDE

No	Number / Numéro	WR	World Record / Record du monde	SB	Season Best / Meilleure perf. sai.
x	Failure / Essai manqué	OR	Olympic Record / Record olympique	NM	No Mark / Aucun essai réussi
-	Pass / Essai non tenté	Q	Qualified by Right / Qualifié direct		

**RESULTS SUMMARY****RECAPITULATIF DES RESULTATS****WOMEN'S LONG JUMP
QUALIFYING****SAUT EN LONGUEUR - FEMMES
TOUR DE QUALIFICATION**

WED 27 SEP 2000

OLYMPIC STADIUM

MER 27 SEPT 2000

WR	7.52	CHISTYAKOVA Galina	URS Leningrad (URS)	11/06/88
OR	7.40	JOYNER-KERSEE Jackie	USA Seoul (KOR)	29/09/88

QUALIFICATION : 6.70 (Q) or 12 first(q)

Rank	No	Name	NOC Code	Group	Position	Wind	Result
1	1902	DRECHSLER Heike	GER	B	1	+0.3	6.84 Q
2	2238	MAY Fiona	ITA	A	1	+0.5	6.81 Q
3	3357	JONES Marion	USA	B	2	+0.3	6.78 Q
4	3331	BURRELL Dawn	USA	B	3	+0.2	6.77 Q
5	2082	VASZI Tunde	HUN	B	4	+0.1	6.70 Q SB
6	2285	GOULBOURNE Elva	JAM	A	2	+0.7	6.68 q
7	2949	KOTOVA Tatiana	RUS	B	5	-0.0	6.66 q
8	2972	RUBLEVA Olga	RUS	B	6	+0.2	6.65 q
9	3244	SHEKHOVTSOVA Olena	UKR	A	3	+1.2	6.65 q
10	1928	TIEDTKE Susen	GER	A	4	+1.1	6.65 q
11	2932	GALKINA Lioudmila	RUS	A	5	-0.3	6.62 q
12	1175	EDWARDS Jackie	BAH	A	6	+0.4	6.60 q
13	1850	WISE Jo	GBR	B	7	+0.1	6.59 SB
14	2354	KOCHSHEYEVA Yelena	KAZ	A	7	+1.0	6.57
15	3247	VERSHYNINA Viktoriya	UKR	B	8	+0.6	6.56
16	1139	THOMPSON Bronwyn	AUS	B	9	-0.8	6.55
17	3112	JOHANSSON Erica	SWE	A	8	-0.2	6.53
18	2012	XANTHOU Niki	GRE	A	9	-0.9	6.50
19	1378	GUAN Yingnan	CHN	A	10	+0.4	6.48
20	2461	GOTOVSKA Valentina	LAT	B	10	+0.1	6.47
21	3379	WILLIAMS Shana	USA	A	11	+0.2	6.44
22	2680	BRUNNER Chantal	NZL	A	12	-0.1	6.42
23	2284	GOLDING Lacena	JAM	B	11	+0.7	6.39
24	2067	AJKLER Zita	HUN	A	13	+0.4	6.36
25	1275	HIGA MAGGI Maurren	BRA	A	14	-0.2	6.35
26	2646	ITANYI Patience	NGR	B	12	+0.1	6.33
27	1490	CUZA Lissette	CUB	A	15	-0.3	6.25
28	2835	TIGAU Viorica	ROM	B	13	+0.2	6.25
29	2360	PERSHINA Yelena	KAZ	B	14	-0.2	6.24
30	1927	SCHULTE Sofia	GER	B	15	+0.4	6.23
31	2410	BOBROVSKAIA Elena	KGZ	A	16	+0.7	6.19
32	1039	AVILA Andrea	ARG	B	16	-0.6	6.11
33	2180	HYACINTH Flora	ISV	A	17	+0.5	6.08
34	3251	FALCIONI Monica	URU	A	18	-0.7	6.05 SB
35	2001	PAPAVASILAKI Despoina	GRE	B	17	+0.7	5.86
	1276	SANTOS Luciana	BRA	B			NM

LEGEND / LEGENDE

No	Number / Numéro	Q	Qualified by Right / Qualifié direct	NM	No Mark / Aucun essai réussi
WR	World Record / Record du monde	SB	Season Best / Meilleure perf. sai.		
OR	Olympic Record / Record olympique	q	Qualified / Qualifié		

**RESULTS SUMMARY****RECAPITULATIF DES RESULTATS****WOMEN'S LONG JUMP
QUALIFYING****SAUT EN LONGUEUR - FEMMES
TOUR DE QUALIFICATION**

WED 27 SEP 2000

MER 27 SEPT 2000

OLYMPIC STADIUM

WR	7.52	CHISTYAKOVA Galina	URS Leningrad (URS)	11/06/88
OR	7.40	JOYNER-KERSEE Jackie	USA Seoul (KOR)	29/09/88

QUALIFICATION : 6.70 (Q) or 12 first(q)

Rank	No	Name	NOC Code	Group	Position	Wind	Result
	1379	GUO Chunfang	CHN	B			NM
	1634	MONTANER Concepcion	ESP	A			NM
	2363	TARASSOVA Anna	KAZ	B			NM
	1417	MBANGO Françoise	CMR	A			DNS

LEGEND / LEGENDE

No	Number / Numéro	Q	Qualified by Right / Qualifié direct	NM	No Mark / Aucun essai réussi
WR	World Record / Record du monde	SB	Season Best / Meilleure perf. sai.	DNS	Did Not Start / Non partant
OR	Olympic Record / Record olympique	q	Qualified / Qualifié		

**RESULTS****RESULTATS****WOMEN'S TRIPLE JUMP
FINAL****TRIPLE SAUT - FEMMES
FINALE**

SUN 24 SEP 2000

DIM 24 SEPT 2000

OLYMPIC STADIUM

WR	15.50	KRAVETS Inessa	UKR Gothenburg (SWE)	10/08/95
OR	15.33	KRAVETS Inessa	UKR Atlanta (USA)	31/07/96

Rank	No	Name	NOC Code	Date of Birth	1	2	3	4	5	6	Result	Wind
1	1299	MARINOVA Tereza	BUL	5 SEP 1977	15.20 -0.3	x	x	x	x	x	15.20	NR -0.3
2	2957	LEBEDEVA Tatyana	RUS	21 JUL 1976	14.77 -0.3	14.66 -2.1	14.45 -1.2	14.91 -0.8	15.00 +1.3	14.90 +0.6	15.00	+1.3
3	3228	HOVOROVA Olena	UKR	18 SEP 1973	14.96 +0.7	x	14.74 -0.9	14.78 +0.1	14.69 -0.7	14.74 +0.7	14.96	PB +0.7
4	1485	ALDAMA Yamile	CUB	14 AUG 1972	x	14.22 -0.3	14.30 -0.9	x	14.06 -0.9	13.92 -0.0	14.30	-0.9
5	1026	RAHOULI Baya	ALG	27 JUL 1979	13.92 +0.1	x	14.17 -0.3	14.11 +0.7	13.95 -0.5	13.95 +1.1	14.17	-0.3
6	2828	NICOLAU Cristina Elena	ROM	9 AUG 1977	13.99 +0.5	x	14.01 -0.7	x	13.51 -0.6	14.17 +0.6	14.17	+0.6
7	2010	VASDEKI Olga-Anastasi	GRE	26 SEP 1973	14.06 -1.4	x	12.81 -0.9	x	14.15 +0.4	x	14.15	+0.4
8	2970	ROGOVA Oxana	RUS	7 OCT 1978	13.90 -2.6	13.97 -1.5	x	13.71 +0.5	x	13.95 -0.6	13.97	-1.5
9	3040	VALANT Anja	SLO	8 SEP 1977	x	x	13.59 -0.7				13.59	-0.7
10	1417	MBANGO Françoise	CMR	14 APR 1976	x	13.53 -2.1	x				13.53	-2.1
11	1830	HANSEN Ashia	GBR	5 DEC 1971	x	x	13.44 +0.4				13.44	+0.4
	1537	KASPARKOVA Sarka	CZE	20 MAY 1971	x	x	x				NM	

LEGEND / LEGENDE

No	Number / Numéro	WR	World Record / Record du monde	PB	Personal Best / Record personnel
x	Failure / Essai manqué	OR	Olympic Record / Record olympique	NM	No Mark / Aucun essai réussi
-	Pass / Essai non tenté	NR	National Record / Record national		

**RESULTS****RESULTATS****WOMEN'S TRIPLE JUMP
QUALIFYING A****TRIPLE SAUT - FEMMES
TOUR DE QUALIFICATION A**FRI 22 SEP 2000
VEN 22 SEPT 2000

OLYMPIC STADIUM

WR	15.50	KRAVETS Inessa	UKR Gothenburg (SWE)	10/08/95
OR	15.33	KRAVETS Inessa	UKR Atlanta (USA)	31/07/96

QUALIFICATION : 14.25 (Q) or 12 first(q)

GROUP A

Rank	No	Name	NOC Code	Date of Birth	1	2	3	Result	Wind
1	1299	MARINOVA Tereza	BUL	5 SEP 1977	14.73 -0.5			14.73	Q -0.5
2	1830	HANSEN Ashia	GBR	5 DEC 1971	x	x	14.29 -0.4	14.29	Q SB -0.4
3	1485	ALDAMA Yamile	CUB	14 AUG 1972	13.88 -0.2	14.27 -0.7		14.27	Q -0.7
4	2970	ROGOVA Oxana	RUS	7 OCT 1978	x	x	14.25 -0.1	14.25	Q -0.1
5	2828	NICOLAU Cristina Elena	ROM	9 AUG 1977	13.90 +0.2	14.14 -0.1	x	14.14	-0.1
6	3147	BRIGADNAYA Viktoriya	TKM	4 AUG 1980	13.96 -0.4	13.60 -0.5	x	13.96	-0.4
7	3004	NDOYE Kene	SEN	20 NOV 1978	x	13.94 +0.4	13.75 -0.0	13.94	+0.4
8	1243	SAFRONOVA Natalya	BLR	11 APR 1974	x	13.91 +0.2	13.73 -0.1	13.91	+0.2
9	1290	DIMITROVA Maria	BUL	7 AUG 1976	13.55 -0.1	13.80 +0.2	13.87 -0.0	13.87	-0.0
10	3111	JOHANSSON Camilla	SWE	3 NOV 1976	13.87 +0.8	13.76 -0.0	x	13.87	+0.8
11	3229	KHLUSOVYCH Olena	UKR	2 DEC 1969	13.60 -0.3	x	13.08 -0.1	13.60	-0.3
12	2359	PARFYONOVA Yelena	KAZ	26 JAN 1974	13.50 -0.6	x	13.28 +0.4	13.50	-0.6
13	3443	MARTINOVIC Marija	YUG	17 APR 1979	13.48 -0.1	x	13.49 -0.1	13.49	-0.1
14	3350	GAMBLE Nicole	USA	21 JUN 1977	11.43 -0.2	13.32 +0.6	13.33 +0.2	13.33	+0.2

LEGEND / LEGENDE

No	Number / Numéro	WR	World Record / Record du monde	SB	Season Best / Meilleure perf. sai.
x	Failure / Essai manqué	OR	Olympic Record / Record olympique		
-	Pass / Essai non tenté	Q	Qualified by Right / Qualifié direct		

**RESULTS****RESULTATS****WOMEN'S TRIPLE JUMP
QUALIFYING B****TRIPLE SAUT - FEMMES
TOUR DE QUALIFICATION B**FRI 22 SEP 2000
VEN 22 SEPT 2000

OLYMPIC STADIUM

WR	15.50	KRAVETS Inessa	UKR Gothenburg (SWE)	10/08/95
OR	15.33	KRAVETS Inessa	UKR Atlanta (USA)	31/07/96

QUALIFICATION : 14.25 (Q) or 12 first(q)

GROUP B

Rank	No	Name	NOC Code	Date of Birth	1	2	3	Result	Wind
1	2957	LEBEDEVA Tatyana	RUS	21 JUL 1976	11.71 -0.4	14.91 +0.3		14.91	Q +0.3
2	3228	HOVOROVA Olena	UKR	18 SEP 1973	14.76 +0.2			14.76	Q +0.2
3	3040	VALANT Anja	SLO	8 SEP 1977	14.36 +0.2			14.36	Q +0.2
4	1537	KASPARKOVA Sarka	CZE	20 MAY 1971	14.01 +0.1	x 14.34 +0.4		14.34	Q SB +0.4
5	2010	VASDEKI Olga-Anastasia	GRE	26 SEP 1973	14.26 +0.3			14.26	Q SB +0.3
6	1417	MBANGO Francoise	CMR	14 APR 1976	14.13 +0.2	x 13.81 +0.5		14.13	 +0.2
7	1026	RAHOULI Baya	ALG	27 JUL 1979	13.98 +0.6	13.84 +0.4	13.93 +0.4	13.98	 +0.6
8	1619	CASTREJANA Carlota	ESP	25 APR 1973	13.50 +0.7	13.55 +0.2	13.76 +0.6	13.76	 +0.6
9	2955	LASOVSKAYA Inna	RUS	17 DEC 1969	x	x 13.75 +0.1		13.75	 +0.1
10	2296	SPENCER Keisha	JAM	16 FEB 1978	13.39 +0.3	x 13.49 -0.2		13.49	 -0.2
11	1276	SANTOS Luciana	BRA	10 FEB 1970	13.33 +0.2	x 13.48 +0.1		13.48	 +0.1
12	1387	REN Ruiping	CHN	6 FEB 1976	x	11.46 -0.2	13.16 -0.0	13.16	 -0.0
13	2363	TARASSOVA Anna	KAZ	22 MAR 1980	13.11 +0.2	12.71 +0.2	13.02 +0.5	13.11	 +0.2

LEGEND / LEGENDE

No	Number / Numéro	WR	World Record / Record du monde	SB	Season Best / Meilleure perf. sai.
x	Failure / Essai manqué	OR	Olympic Record / Record olympique		
-	Pass / Essai non tenté	Q	Qualified by Right / Qualifié direct		

**RESULTS SUMMARY****RECAPITULATIF DES RESULTATS****WOMEN'S TRIPLE JUMP
QUALIFYING****TRIPLE SAUT - FEMMES
TOUR DE QUALIFICATION**FRI 22 SEP 2000
VEN 22 SEPT 2000

OLYMPIC STADIUM

WR	15.50	KRAVETS Inessa	UKR Gothenburg (SWE)	10/08/95	QUALIFICATION : 14.25 (Q) or 12 first(q)
OR	15.33	KRAVETS Inessa	UKR Atlanta (USA)	31/07/96	

Rank	No	Name	NOC Code	Group	Position	Wind	Result	
1	2957	LEBEDEVA Tatyana	RUS	B	1	+0.3	14.91	Q
2	3228	HOVOROVA Olena	UKR	B	2	+0.2	14.76	Q
3	1299	MARINOVA Tereza	BUL	A	1	-0.5	14.73	Q
4	3040	VALANT Anja	SLO	B	3	+0.2	14.36	Q
5	1537	KASPARKOVA Sarka	CZE	B	4	+0.4	14.34	Q SB
6	1830	HANSEN Ashia	GBR	A	2	-0.4	14.29	Q SB
7	1485	ALDAMA Yamile	CUB	A	3	-0.7	14.27	Q
8	2010	VASDEKI Olga-Anastasia	GRE	B	5	+0.3	14.26	Q SB
9	2970	ROGOVA Oxana	RUS	A	4	-0.1	14.25	Q
10	2828	NICOLAU Cristina Elena	ROM	A	5	-0.1	14.14	q
11	1417	MBANGO Francoise	CMR	B	6	+0.2	14.13	q
12	1026	RAHOULI Baya	ALG	B	7	+0.6	13.98	q
13	3147	BRIGADNAYA Viktoriya	TKM	A	6	-0.4	13.96	
14	3004	NDOYE Kene	SEN	A	7	+0.4	13.94	
15	1243	SAFRONOVA Natalya	BLR	A	8	+0.2	13.91	
16	1290	DIMITROVA Maria	BUL	A	9	-0.0	13.87	
17	3111	JOHANSSON Camilla	SWE	A	10	+0.8	13.87	
18	1619	CASTREJANA Carlota	ESP	B	8	+0.6	13.76	
19	2955	LASOVSKAYA Inna	RUS	B	9	+0.1	13.75	
20	3229	KHLUSOVYCH Olena	UKR	A	11	-0.3	13.60	
21	2359	PARFYONOVA Yelena	KAZ	A	12	-0.6	13.50	
22	3443	MARTINOVIC Marija	YUG	A	13	-0.1	13.49	
23	2296	SPENCER Keisha	JAM	B	10	-0.2	13.49	
24	1276	SANTOS Luciana	BRA	B	11	+0.1	13.48	
25	3350	GAMBLE Nicole	USA	A	14	+0.2	13.33	
26	1387	REN Ruiping	CHN	B	12	-0.0	13.16	
27	2363	TARASSOVA Anna	KAZ	B	13	+0.2	13.11	

LEGEND / LEGENDE

No	Number / Numéro	Q	Qualified by Right / Qualifié direct
WR	World Record / Record du monde	SB	Season Best / Meilleure perf. sai.
OR	Olympic Record / Record olympique	q	Qualified / Qualifié

**RESULTS****RESULTATS****WOMEN'S HIGH JUMP
FINAL****SAUT EN HAUTEUR - FEMMES
FINALE**SAT 30 SEP 2000
SAM 30 SEPT 2000

OLYMPIC STADIUM

WR	2.09	KOSTADINOVA Stefka	BUL	Rome (ITA)	30/08/87
OR	2.05	KOSTADINOVA Stefka	BUL	Atlanta (USA)	03/08/96

Rank	No	Name	NOC Code	Date of Birth Height	Result	
1	2987	YELESINA Yelena	RUS	5 APR 1970 182/6' 0"	2.01	SB
		1.85 1.90 1.93 1.96 1.99 2.01 2.03 o o o o o xo xxx				
2	2856	CLOETE Hestrie	RSA	26 AUG 1978 185/6' 1"	2.01	SB
		1.85 1.90 1.93 1.96 1.99 2.01 2.03 o o o xo o xo xxx				
3	3110	BERGOVIST Kajsa	SWE	12 OCT 1976 175/5' 9"	1.99	
		1.85 1.90 1.93 1.96 1.99 2.01 2.03 o o o o xo x- xx				
4	2829	PANTELIMON Oana Manuela	ROM	27 SEP 1972 178/5'10"	1.99	PB
		1.85 1.90 1.93 1.96 1.99 2.01 o o o o xo xxx				
5	3221	BABAKOVA Inga	UKR	27 JUN 1967 180/5'11"	1.96	
		1.85 1.90 1.93 1.96 1.99 o o xo o xxx				
6	2367	ZALEVSKAYA Svetlana	KAZ	14 JUN 1974 189/6' 2"	1.96	
		1.85 1.90 1.93 1.96 1.99 xo xo o o xxx				
7	3237	PALAMAR Vita	UKR	12 OCT 1977 187/6' 2"	1.96	
		1.85 1.90 1.93 1.96 1.99 o o xo xxo xxx				
8	1914	MENSAH Amewu	GER	21 MAR 1977 182/6' 0"	1.93	
		1.85 1.90 1.93 1.96 o o o xxx				

Sunny Humidity : 15 %
Air Temp.: 26°C/ 79°F
Wind : 35 km/h W

LEGEND / LEGENDE

No	Number / Numéro	-	Pass / Essai non tenté	SB	Season Best / Meilleure perf. sai.
x	Failure / Essai manqué	WR	World Record / Record du monde	PB	Personal Best / Record personnel
o	Clearance / Réussi	OR	Olympic Record / Record olympique		

**RESULTS****RESULTATS****WOMEN'S HIGH JUMP
FINAL****SAUT EN HAUTEUR - FEMMES
FINALE**

SAT 30 SEP 2000

SAM 30 SEPT 2000

OLYMPIC STADIUM

WR	2.09	KOSTADINOVA Stefka	BUL	Rome (ITA)	30/08/87
OR	2.05	KOSTADINOVA Stefka	BUL	Atlanta (USA)	03/08/96

Rank	No	Name	NOC Code	Date of Birth Height	Result
9	2820	IAGAR-DINESCU Monica	ROM	2 APR 1973 186/6' 1"	1.93
		1.85 1.90 1.93 1.96 o o XO XXX			
	1303	VENEVA Venelina	BUL	13 JUN 1974 180/5'11"	1.93
		1.85 1.90 1.93 1.96 o o XO XXX			
11	1536	HLAVONOVA Zuzana	CZE	16 APR 1973 180/5'11"	1.90
		1.85 1.90 1.93 o XO XXX			
	2335	OTA Yoko	JPN	14 JAN 1975 173/5' 8"	1.90
		1.85 1.90 1.93 1.96 o XO - XXX			
13	1300	MILOUCHEVA Eleonora	BUL	8 APR 1973 177/5'10"	1.90
		1.85 1.90 1.93 XO XO XXX			

Sunny Humidity : 15 %
Air Temp.: 26°C/ 79°F
Wind : 35 km/h W

LEGEND / LEGENDE

No	Number / Numéro	-	Pass / Essai non tenté	SB	Season Best / Meilleure perf. sai.
x	Failure / Essai manqué	WR	World Record / Record du monde	PB	Personal Best / Record personnel
o	Clearance / Réussi	OR	Olympic Record / Record olympique		

**RESULTS****RESULTATS****WOMEN'S HIGH JUMP
QUALIFYING A****SAUT EN HAUTEUR - FEMMES
TOUR DE QUALIFICATION A**

THU 28 SEP 2000

JEU 28 SEPT 2000

OLYMPIC STADIUM

WR	2.09	KOSTADINOVA Stefka	BUL	Rome (ITA)	30/08/87	QUALIFICATION : 1.94 (Q) or 12 first(q)
OR	2.05	KOSTADINOVA Stefka	BUL	Atlanta (USA)	03/08/96	

GROUP A

Rank	No	Name	NOC Code	Date of Birth Height	Result
1	3110	BERGQVIST Kajsa	SWE	12 OCT 1976 175/5' 9"	1.94 Q
		1.80 1.85 1.89 1.92 1.94 - 0 0 0 0			
	3237	PALAMAR Vita	UKR	12 OCT 1977 187/6' 2"	1.94 Q
		1.80 1.85 1.89 1.92 1.94 0 0 0 0 0			
	2987	YELESINA Yelena	RUS	5 APR 1970 182/6' 0"	1.94 Q
		1.80 1.85 1.89 1.92 1.94 0 0 0 0 0			
	2367	ZALEVSKAYA Svetlana	KAZ	14 JUN 1974 189/6' 2"	1.94 Q
		1.80 1.85 1.89 1.92 1.94 0 0 0 0 0			
5	1303	VENEVA Venelina	BUL	13 JUN 1974 180/5'11"	1.94 Q
		1.80 1.85 1.89 1.92 1.94 0 0 0 XXO 0			
6	2829	PANTELIMON Oana Manuela	ROM	27 SEP 1972 178/5'10"	1.94 Q
		1.80 1.85 1.89 1.92 1.94 0 XXO XO 0 XXO			
7	1498	QUINTERO Ioamnet	CUB	18 SEP 1972 178/5'10"	1.92
		1.80 1.85 1.89 1.92 1.94 0 0 0 0 XXX			
8	2954	LAPINA Svetlana	RUS	12 APR 1978 180/5'11"	1.92
		1.80 1.85 1.89 1.92 1.94 0 0 XO XO XXX			

LEGEND / LEGENDE

No	Number / Numéro	-	Pass / Essai non tenté	Q	Qualified by Right / Qualifié direct
x	Failure / Essai manqué	WR	World Record / Record du monde		
o	Clearance / Réussi	OR	Olympic Record / Record olympique		

**RESULTS****RESULTATS****WOMEN'S HIGH JUMP
QUALIFYING A****SAUT EN HAUTEUR - FEMMES
TOUR DE QUALIFICATION A**

THU 28 SEP 2000

JEU 28 SEPT 2000

OLYMPIC STADIUM

WR	2.09	KOSTADINOVA Stefka	BUL	Rome (ITA)	30/08/87	QUALIFICATION : 1.94 (Q) or 12 first(q)
OR	2.05	KOSTADINOVA Stefka	BUL	Atlanta (USA)	03/08/96	

GROUP A

Rank	No	Name	NOC Code	Date of Birth Height	Result
9	2332	IMAI Miki	JPN	30 MAY 1975 174/5' 9"	1.92
		1.80 1.85 1.89 1.92 1.94 o o XXO XO XXX			
10	2071	GYORFFY Dora	HUN	23 FEB 1978 175/5' 9"	1.89
		1.80 1.85 1.89 1.92 o o o XXX			
11	2502	ZILINSKIENE Nele	LTU	29 DEC 1969 176/5' 9"	1.89
		1.80 1.85 1.89 1.92 o o XO XXX			
12	1632	MENDIA Marta	ESP	18 MAY 1975 164/5' 5"	1.89
		1.80 1.85 1.89 1.92 o XO XO XXX			
13	2552	GLIZNUTZA Inna	MDA	18 APR 1973 185/6' 1"	1.89
		1.80 1.85 1.89 1.92 o XO XXO XXX			
14	3324	ALDRICH Erin	USA	27 DEC 1977 185/6' 1"	1.85
		1.80 1.85 1.89 o o XXX			
15	1118	INVERARITY Alison	AUS	12 AUG 1970 181/5'11"	1.80
		1.80 1.85 XO XXX			
16	1511	CHARALAMBOUS Agni	CYP	2 SEP 1975 176/5' 9"	1.80
		1.80 1.85 XXO XXX			

LEGEND / LEGENDE

No	Number / Numéro	-	Pass / Essai non tenté	Q	Qualified by Right / Qualifié direct
x	Failure / Essai manqué	WR	World Record / Record du monde		
o	Clearance / Réussi	OR	Olympic Record / Record olympique		

**RESULTS****RESULTATS****WOMEN'S HIGH JUMP
QUALIFYING A****SAUT EN HAUTEUR - FEMMES
TOUR DE QUALIFICATION A**

THU 28 SEP 2000

JEU 28 SEPT 2000

OLYMPIC STADIUM

WR	2.09	KOSTADINOVA Stefka	BUL Rome (ITA)	30/08/87	QUALIFICATION : 1.94 (Q) or 12 first(q)
OR	2.05	KOSTADINOVA Stefka	BUL Atlanta (USA)	03/08/96	

GROUP A

Rank	No	Name	NOC Code	Date of Birth Height	Result
	2274	BEAUTLE Karen	JAM	13 JUN 1971 177/5'10"	NM
		1.80 xxx			
	1297	KALCHEVA Hristina	BUL	29 MAY 1977 178/5'10"	NM
		1.80 xxx			
	2462	KLAVINA Liga	LAT	27 JAN 1980 181/5'11"	NM
		1.80 xxx			

LEGEND / LEGENDE

No	Number / Numéro	-	Pass / Essai non tenté	Q	Qualified by Right / Qualifié direct
x	Failure / Essai manqué	WR	World Record / Record du monde	NM	No Mark / Aucun essai réussi
o	Clearance / Réussi	OR	Olympic Record / Record olympique		

**RESULTS****RESULTATS****WOMEN'S HIGH JUMP
QUALIFYING B****SAUT EN HAUTEUR - FEMMES
TOUR DE QUALIFICATION B**

THU 28 SEP 2000

JEU 28 SEPT 2000

OLYMPIC STADIUM

WR	2.09	KOSTADINOVA Stefka	BUL	Rome (ITA)	30/08/87	QUALIFICATION : 1.94 (Q) or 12 first(q)
OR	2.05	KOSTADINOVA Stefka	BUL	Atlanta (USA)	03/08/96	

GROUP B

Rank	No	Name	NOC Code	Date of Birth Height	Result
1	3221	BABAKOVA Inga	UKR	27 JUN 1967 180/5'11"	1.94 Q
		1.80 1.85 1.89 1.92 1.94 o o o o o			
	2856	CLOETE Hestrie	RSA	26 AUG 1978 185/6' 1"	1.94 Q
		1.80 1.85 1.89 1.92 1.94 o o o o o			
	1914	MENSAH Amewu	GER	21 MAR 1977 182/6' 0"	1.94 Q
		1.80 1.85 1.89 1.92 1.94 o o o o o			
	1300	MILOUCHEVA Eleonora	BUL	8 APR 1973 177/5'10"	1.94 Q
		1.80 1.85 1.89 1.92 1.94 o o o o o			
5	1536	HLAVONOVA Zuzana	CZE	16 APR 1973 180/5'11"	1.94 Q
		1.80 1.85 1.89 1.92 1.94 xxo o o xo o			
	2820	IAGAR-DINESCU Monica	ROM	2 APR 1973 186/6' 1"	1.94 Q
		1.80 1.85 1.89 1.92 1.94 o o xo xxo o			
7	2335	OTA Yoko	JPN	14 JAN 1975 173/5' 8"	1.94 Q SB
		1.80 1.85 1.89 1.92 1.94 xo o xo xo xxo			
8	1462	VLASIC Blanka	CRO	8 NOV 1983 188/6' 2"	1.92
		1.80 1.85 1.89 1.92 1.94 o o o xxo xxx			

LEGEND / LEGENDE

No	Number / Numéro	-	Pass / Essai non tenté	Q	Qualified by Right / Qualifié direct
x	Failure / Essai manqué	WR	World Record / Record du monde	SB	Season Best / Meilleure perf. sai.
o	Clearance / Réussi	OR	Olympic Record / Record olympique		

**RESULTS****RESULTATS****WOMEN'S HIGH JUMP
QUALIFYING B****SAUT EN HAUTEUR - FEMMES
TOUR DE QUALIFICATION B**

THU 28 SEP 2000

JEU 28 SEPT 2000

OLYMPIC STADIUM

WR	2.09	KOSTADINOVA Stefka	BUL Rome (ITA)	30/08/87
OR	2.05	KOSTADINOVA Stefka	BUL Atlanta (USA)	03/08/96

QUALIFICATION : 1.94 (Q) or 12 first(q)

GROUP B

Rank	No	Name	NOC Code	Date of Birth Height	Result
9	2672	HAUGLAND Hanne	NOR	14 DEC 1967 183/6' 0"	1.89
		1.80 1.85 1.89 1.92 o o o XXX			
10	1042	WITTEVEEN Solange	ARG	6 FEB 1976 171/5' 7"	1.89
		1.80 1.85 1.89 1.92 o XO o XXX			
11	3341	DAMON Karol	USA	20 DEC 1969 178/5'10"	1.89
		1.80 1.85 1.89 1.92 o XXO XXO XXX			
12	1152	HORVATH Linda	AUT	10 FEB 1978 190/6' 3"	1.89
		1.80 1.85 1.89 1.92 XO XXO XXO XXX			
13	2950	KUPTSOVA Marina	RUS	22 DEC 1981 185/6' 1"	1.85
		1.80 1.85 1.89 o o XXX			
14	2550	BOLSHOVA Olga	MDA	16 JUN 1968 174/5' 9"	1.85
		1.80 1.85 1.89 o XO XXX			
15	3235	MYKHAL'CHENKO Iryna	UKR	20 JAN 1972 175/5' 9"	1.85
		1.80 1.85 1.89 o XXO XXX			
16	3466	SHEVCHIK Tatiana	BLR	11 JUN 1969 176/5' 9"	1.85
		1.80 1.85 1.89 XO XXO XXX			

LEGEND / LEGENDE

No	Number / Numéro	-	Pass / Essai non tenté	Q	Qualified by Right / Qualifié direct
x	Failure / Essai manqué	WR	World Record / Record du monde	SB	Season Best / Meilleure perf. sai.
o	Clearance / Réussi	OR	Olympic Record / Record olympique		

**RESULTS****RESULTATS****WOMEN'S HIGH JUMP
QUALIFYING B****SAUT EN HAUTEUR - FEMMES
TOUR DE QUALIFICATION B**

THU 28 SEP 2000

JEU 28 SEPT 2000

OLYMPIC STADIUM

WR	2.09	KOSTADINOVA Stefka	BUL Rome (ITA)	30/08/87	QUALIFICATION : 1.94 (Q) or 12 first(q)
OR	2.05	KOSTADINOVA Stefka	BUL Atlanta (USA)	03/08/96	

GROUP B

Rank	No	Name	NOC Code	Date of Birth Height	Result
17	3323	ACUFF Amy	USA	14 JUL 1975 188/6' 2"	1.80
		1.80 1.85 o XXX			
18	1989	BAKOGIANNI Niki	GRE	9 JUN 1968 171/5' 7"	1.80
		1.80 1.85 XXO XXX			
	2412	EFIMENKO Tatyana	KGZ	1 FEB 1981 185/6' 1"	NM
		1.80 XXX			

LEGEND / LEGENDE

No	Number / Numéro	-	Pass / Essai non tenté	Q	Qualified by Right / Qualifié direct
x	Failure / Essai manqué	WR	World Record / Record du monde	SB	Season Best / Meilleure perf. sai.
o	Clearance / Réussi	OR	Olympic Record / Record olympique	NM	No Mark / Aucun essai réussi



RESULTS SUMMARY

RECAPITULATIF DES RESULTATS

WOMEN'S HIGH JUMP
QUALIFYINGSAUT EN HAUTEUR - FEMMES
TOUR DE QUALIFICATION

THU 28 SEP 2000

JEU 28 SEPT 2000

OLYMPIC STADIUM

WR	2.09	KOSTADINOVA Stefka	BUL	Rome (ITA)	30/08/87	QUALIFICATION : 1.94 (Q) or 12 first(q)
OR	2.05	KOSTADINOVA Stefka	BUL	Atlanta (USA)	03/08/96	

Rank	No	Name	NOC Code	Group	Position	Result
1	2367	ZALEVSKAYA Svetlana	KAZ	A	1	1.94 Q
	3110	BERGQVIST Kajsa	SWE	A	1	1.94 Q
	3221	BABAKOVA Inga	UKR	B	1	1.94 Q
	3237	PALAMAR Vita	UKR	A	1	1.94 Q
	2856	CLOETE Hestrie	RSA	B	1	1.94 Q
	1914	MENSAH Amewu	GER	B	1	1.94 Q
	2987	YELESINA Yelena	RUS	A	1	1.94 Q
	1300	MILOUCHEVA Eleonora	BUL	B	1	1.94 Q
	9	1303	VENEVA Venelina	BUL	A	5
10	1536	HLAVONOVA Zuzana	CZE	B	5	1.94 Q
	2820	IAGAR-DINESCU Monica	ROM	B	5	1.94 Q
12	2335	OTA Yoko	JPN	B	7	1.94 Q SB
	2829	PANTELIMON Oana Manuela	ROM	A	6	1.94 Q
14	1498	QUINTERO Ioamnet	CUB	A	7	1.92
15	2954	LAPINA Svetlana	RUS	A	8	1.92
16	2332	IMAI Miki	JPN	A	9	1.92
17	1462	VLASIC Blanka	CRO	B	8	1.92
18	2071	GYORFFY Dora	HUN	A	10	1.89
	2672	HAUGLAND Hanne	NOR	B	9	1.89
20	1042	WITTEVEEN Solange	ARG	B	10	1.89
21	2502	ZILINSKIENE Nele	LTU	A	11	1.89
22	1632	MENDIA Marta	ESP	A	12	1.89
23	2552	GLIZNUTZA Inna	MDA	A	13	1.89
24	3341	DAMON Karol	USA	B	11	1.89
	1152	HORVATH Linda	AUT	B	12	1.89
26	3324	ALDRICH Erin	USA	A	14	1.85
	2950	KUPTSOVA Marina	RUS	B	13	1.85
28	2550	BOLSHOVA Olga	MDA	B	14	1.85
29	3235	MYKHAL'CHENKO Iryna	UKR	B	15	1.85
30	3466	SHEVCHIK Tatiana	BLR	B	16	1.85
31	3323	ACUFF Amy	USA	B	17	1.80
32	1118	INVERARITY Alison	AUS	A	15	1.80
33	1989	BAKOGIANNI Niki	GRE	B	18	1.80
	1511	CHARALAMBOUS Agni	CYP	A	16	1.80
	1297	KALCHEVA Hristina	BUL	A		NM
	2274	BEAUTLE Karen	JAM	A		NM

LEGEND / LEGENDE

No	Number / Numéro	Q	Qualified by Right / Qualifié direct
WR	World Record / Record du monde	SB	Season Best / Meilleure perf. sai.
OR	Olympic Record / Record olympique	NM	No Mark / Aucun essai réussi

**RESULTS SUMMARY****RECAPITULATIF DES RESULTATS****WOMEN'S HIGH JUMP
QUALIFYING****SAUT EN HAUTEUR - FEMMES
TOUR DE QUALIFICATION**

THU 28 SEP 2000

JEU 28 SEPT 2000

OLYMPIC STADIUM

WR	2.09	KOSTADINOVA Stefka	BUL	Rome (ITA)	30/08/87	QUALIFICATION : 1.94 (Q) or 12 first(q)
OR	2.05	KOSTADINOVA Stefka	BUL	Atlanta (USA)	03/08/96	

Rank	No	Name	NOC Code	Group	Position	Result
	2462	KLAVINA Liga	LAT	A		NM
	2412	EFIMENKO Tatyana	KGZ	B		NM

LEGEND / LEGENDE

No	Number / Numéro	Q	Qualified by Right / Qualifié direct
WR	World Record / Record du monde	SB	Season Best / Meilleure perf. sai.
OR	Olympic Record / Record olympique	NM	No Mark / Aucun essai réussi

**RESULTS****RESULTATS****WOMEN'S POLE VAULT
FINAL
SAUT A LA PERCHE - FEMMES
FINALE**

MON 25 SEP 2000

LUN 25 SEPT 2000

OLYMPIC STADIUM

WR	4.63	DRAGILA Stacy	USA Sacramento (USA)	23/07/00
-----------	-------------	----------------------	----------------------	----------

Rank	No	Name	NOC Code	Date of Birth	Result	
1	3343	DRAGILA Stacy	USA	25 MAR 1971	4.60	OR
		4.00 4.15 4.25 4.35 4.40 4.45 4.50 4.55 4.60 4.65				
		- - 0 0 XO 0 XXO XO 0 XXX				
2	1113	GRIGORIEVA Tatiana	AUS	8 OCT 1975	4.55	PB
		4.00 4.15 4.25 4.35 4.40 4.45 4.50 4.55 4.60 4.65				
		- XO 0 0 0 0 XO 0 X- XX				
3	2168	FLOSADOTTIR Vala	ISL	16 FEB 1978	4.50	NR
		4.00 4.15 4.25 4.35 4.40 4.45 4.50 4.55				
		0 0 0 0 0 0 0 XXX				
4	1527	BARTOVA Daniela	CZE	6 MAY 1974	4.50	
		4.00 4.15 4.25 4.35 4.40 4.45 4.50 4.55				
		0 - 0 XXO - XXO 0 XXX				
5	1910	HUMBERT Nicole	GER	5 FEB 1972	4.45	
		4.00 4.15 4.25 4.35 4.40 4.45 4.50 4.55				
		- XXO XXO XXO - XXO - XXX				
6	1898	BUSCHBAUM Yvonne	GER	14 JUL 1980	4.40	
		4.00 4.15 4.25 4.35 4.40 4.45				
		- - XO 0 XO XXX				
7	2737	PYREK Monika	POL	11 AUG 1980	4.40	NR
		4.00 4.15 4.25 4.35 4.40 4.45				
		XO XXO 0 0 XO XXX				
8	1544	RASMUSSEN Marie Bagger	DEN	1 NOV 1972	4.35	NR
		4.00 4.15 4.25 4.35 4.40				
		0 0 0 0 XXX				

Cloudy Humidity : 63 %
 Air Temp.: 17°C/ 63°F
 Wind : 13 km/h NE

LEGEND / LEGENDE			
No	Number / Numéro	-	Pass / Essai non tenté
x	Failure / Essai manqué	WR	World Record / Record du monde
o	Clearance / Réussi	OR	Olympic Record / Record olympique
		PB	Personal Best / Record personnel
		NR	National Record / Record national

ATHLETISME Athletics ATHLETISME Athletics ATHLETISME Athletics ATHLETISME Athletics ATHLETISME Athletics

**RESULTS****RESULTATS****WOMEN'S POLE VAULT
FINAL
SAUT A LA PERCHE - FEMMES
FINALE**

MON 25 SEP 2000

LUN 25 SEPT 2000

OLYMPIC STADIUM

WR	4.63	DRAGILA Stacy	USA Sacramento (USA)	23/07/00
-----------	-------------	----------------------	----------------------	----------

Rank	No	Name	NOC Code	Date of Birth	Result
9	1149	AUER Doris	AUT	10 MAY 1971	4.25
		4.00 4.15 4.25 4.35 - - 0 XXX			
10	1377	GAO Shuying	CHN	28 OCT 1979	4.15
		4.00 4.15 4.25 0 0 XXX			
11	3377	SUTTLE Kellie	USA	5 SEP 1973	4.00
		4.00 4.15 0 XXX			
	3222	BALAKHONOVA Anzhela	UKR	18 DEC 1972	NM
		4.00 4.15 4.25 - - XXX			
	2857	GERRYTS Elmarie	RSA	25 AUG 1972	NM
		4.00 XX-			

Cloudy Humidity : 63 %
Air Temp.: 17°C/ 63°F
Wind : 13 km/h NE

LEGEND / LEGENDE					
No	Number / Numéro	-	Pass / Essai non tenté	PB	Personal Best / Record personnel
x	Failure / Essai manqué	WR	World Record / Record du monde	NR	National Record / Record national
o	Clearance / Réussi	OR	Olympic Record / Record olympique	NM	No Mark / Aucun essai réussi

**RESULTS****RESULTATS****WOMEN'S POLE VAULT
QUALIFYING A
SAUT A LA PERCHE - FEMMES
TOUR DE QUALIFICATION A**SAT 23 SEP 2000
SAM 23 SEPT 2000

OLYMPIC STADIUM

WR	4.63	DRAGILA Stacy	USA Sacramento (USA)	23/07/00	QUALIFICATION : 4.40 (Q) or 12 first(q)
-----------	-------------	----------------------	----------------------	----------	---

GROUP A

Rank	No	Name	NOC Code	Date of Birth	Result
1	3222	BALAKHONOVA Anzhela	UKR	18 DEC 1972	4.30
		4.00 4.15 4.25 4.30 - - - 0			
	1527	BARTOVA Daniela	CZE	6 MAY 1974	4.30
		4.00 4.15 4.25 4.30 0 - 0 0			
	1113	GRIGORIEVA Tatiana	AUS	8 OCT 1975	4.30
		4.00 4.15 4.25 4.30 - 0 0 0			
	1910	HUMBERT Nicole	GER	5 FEB 1972	4.30
		4.00 4.15 4.25 4.30 - 0 - 0			
5	1544	RASMUSSEN Marie Bagger	DEN	1 NOV 1972	4.30 = NR
		4.00 4.15 4.25 4.30 0 XO 0 0			
6	3343	DRAGILA Stacy	USA	25 MAR 1971	4.30
		4.00 4.15 4.25 4.30 - 0 0 XO			
7	2737	PYREK Monika	POL	11 AUG 1980	4.30
		4.00 4.15 4.25 4.30 0 0 XXO XO			
8	1746	AMMEL Caroline	FRA	22 NOV 1973	4.15
		4.00 4.15 4.25 0 0 XXX			

Cloudy Humidity : 69%
Air Temp.: 20°C/ 68°F
Wind : 18 km/h E

LEGEND / LEGENDE

No	Number / Numéro	-	Pass / Essai non tenté
X	Failure / Essai manqué	WR	World Record / Record du monde
o	Clearance / Réussi	=NR	Equal National Rec. / Record nat. égalé

**RESULTS****RESULTATS****WOMEN'S POLE VAULT
QUALIFYING A
SAUT A LA PERCHE - FEMMES
TOUR DE QUALIFICATION A**SAT 23 SEP 2000
SAM 23 SEPT 2000

OLYMPIC STADIUM

WR	4.63	DRAGILA Stacy	USA Sacramento (USA)	23/07/00	QUALIFICATION : 4.40 (Q) or 12 first(q)
-----------	-------------	----------------------	----------------------	----------	---

GROUP A

Rank	No	Name	NOC Code	Date of Birth	Result
9	1041	GARCIA Alejandra	ARG	13 JUN 1973	4.15
		4.00 4.15 4.25 XO O XXX			
10	1848	WHITLOCK Janine	GBR	11 AUG 1973	4.15
		4.00 4.15 4.25 XXO O XXX			
11	2166	ELISDOTTIR Thorey Edda	ISL	30 JUN 1977	4.00
		4.00 4.15 O XXX			
	2931	FEOFANOVA Svetlana	RUS	16 JUL 1980	NM
		4.00 4.15 - XXX			
	2940	ISINBAYEVA Yelena	RUS	3 JUN 1982	NM
		4.00 XXX			
	1298	KOLEVA Tanya	BUL	8 MAR 1972	NM
		4.00 XXX			
	2075	SZABO Zsuzsanna	HUN	6 MAY 1973	NM
		4.00 4.15 - XXX			

Cloudy Humidity : 69%
Air Temp.: 20°C/ 68°F
Wind : 18 km/h E

LEGEND / LEGENDE

No Number / Numéro	- Pass / Essai non tenté	NM No Mark / Aucun essai réussi
X Failure / Essai manqué	WR World Record / Record du monde	
O Clearance / Réussi	=NR Equal National Rec. / Record nat. égalé	

**RESULTS****RESULTATS****WOMEN'S POLE VAULT
QUALIFYING B
SAUT A LA PERCHE - FEMMES
TOUR DE QUALIFICATION B**SAT 23 SEP 2000
SAM 23 SEPT 2000

OLYMPIC STADIUM

WR	4.63	DRAGILA Stacy	USA Sacramento (USA)	23/07/00	QUALIFICATION : 4.40 (Q) or 12 first(q)
-----------	-------------	----------------------	----------------------	----------	---

GROUP B

Rank	No	Name	NOC Code	Date of Birth	Result
1	2168	FLOSADOTTIR Vala	ISL	16 FEB 1978	4.30
		4.00 4.15 4.25 4.30 o o o o			
	3377	SUTTLE Kellie	USA	5 SEP 1973	4.30
		4.00 4.15 4.25 4.30 o o o o			
3	1898	BUSCHBAUM Yvonne	GER	14 JUL 1980	4.30
		4.00 4.15 4.25 4.30 - xo o o			
	1377	GAO Shuying	CHN	28 OCT 1979	4.30
		4.00 4.15 4.25 4.30 o o xo o			
	2857	GERRYTS Elmarie	RSA	25 AUG 1972	4.30
		4.00 4.15 4.25 4.30 o o xo o			
6	1149	AUER Doris	AUT	10 MAY 1971	4.30
		4.00 4.15 4.25 4.30 - o xxo xxo			
7	3365	MUELLER Melissa	USA	16 NOV 1972	4.25
		4.00 4.15 4.25 4.30 o o o xxx			
8	1112	GEORGE Emma	AUS	1 NOV 1974	4.25
		4.00 4.15 4.25 4.30 - o xxo xxx			

Cloudy Humidity : 69%
Air Temp.: 20°C/ 68°F
Wind : 18 km/h E

LEGEND / LEGENDE

No	Number / Numéro	-	Pass / Essai non tenté
x	Failure / Essai manqué	WR	World Record / Record du monde
o	Clearance / Réussi		

ATHLETISME
Athletics
ATHLETISME
Athletics
ATHLETISME
Athletics
ATHLETISME
Athletics

**RESULTS****RESULTATS****WOMEN'S POLE VAULT
QUALIFYING B
SAUT A LA PERCHE - FEMMES
TOUR DE QUALIFICATION B**SAT 23 SEP 2000
SAM 23 SEPT 2000

OLYMPIC STADIUM

WR	4.63	DRAGILA Stacy	USA Sacramento (USA)	23/07/00	QUALIFICATION : 4.40 (Q) or 12 first(q)
-----------	-------------	----------------------	----------------------	----------	---

GROUP B

Rank	No	Name	NOC Code	Date of Birth	Result
8	1641	SANCHEZ Mari Mar	ESP	25 DEC 1979	4.25
		4.00 4.15 4.25 4.30 o o xxo xxx			
10	1762	POISSONNIER Marie	FRA	4 MAY 1979	4.15
		4.00 4.15 4.25 xo o xxx			
11	3252	GYURCSEK Deborah	URU	7 DEC 1978	4.15
		4.00 4.15 4.25 o xxo xxx			
12	1534	HAMACKOVA Pavla	CZE	20 MAY 1978	4.00
		4.00 4.15 4.25 o - xxx			
	2923	BELYAKOVA Yelena	RUS	7 APR 1976	NM
		4.00 4.15 - xxx			
	2069	DONATH Katalin	HUN	12 NOV 1979	NM
		4.00 xxx			
	1992	IAKOVIDOU Thalia	GRE	10 SEP 1972	NM
		4.00 xxx			

Cloudy	Humidity : 69%
Air Temp.: 20°C/ 68°F	
Wind : 18 km/h E	

LEGEND / LEGENDE

No	Number / Numéro	-	Pass / Essai non tenté
x	Failure / Essai manqué	WR	World Record / Record du monde
o	Clearance / Réussi	NM	No Mark / Aucun essai réussi

**RESULTS SUMMARY****RECAPITULATIF DES RESULTATS****WOMEN'S POLE VAULT
QUALIFYING
SAUT A LA PERCHE - FEMMES
TOUR DE QUALIFICATION**SAT 23 SEP 2000
SAM 23 SEPT 2000

OLYMPIC STADIUM

WR	4.63	DRAGILA Stacy	USA Sacramento (USA)	23/07/00	QUALIFICATION : 4.40 (Q) or 12 first(q)
-----------	-------------	----------------------	----------------------	----------	---

Rank	No	Name	NOC Code	Group	Position	Result
1	1910	HUMBERT Nicole	GER	A	1	4.30 q
	1113	GRIGORIEVA Tatiana	AUS	A	1	4.30 q
	3377	SUTTLE Kellie	USA	B	1	4.30 q
	1527	BARTOVA Daniela	CZE	A	1	4.30 q
	3222	BALAKHONOVA Anzhela	UKR	A	1	4.30 q
	2168	FLOSADOTTIR Vala	ISL	B	1	4.30 q
7	2857	GERRYYS Elmarie	RSA	B	3	4.30 q
	1898	BUSCHBAUM Yvonne	GER	B	3	4.30 q
	1544	RASMUSSEN Marie Bagger	DEN	A	5	4.30 q = NR
	1377	GAO Shuying	CHN	B	3	4.30 q
11	3343	DRAGILA Stacy	USA	A	6	4.30 q
12	2737	PYREK Monika	POL	A	7	4.30 q
13	1149	AUER Doris	AUT	B	6	4.30 q
14	3365	MUELLER Melissa	USA	B	7	4.25
15	1112	GEORGE Emma	AUS	B	8	4.25
	1641	SANCHEZ Mari Mar	ESP	B	8	4.25
17	1746	AMMEL Caroline	FRA	A	8	4.15
18	1762	POISSONNIER Marie	FRA	B	10	4.15
	1041	GARCIA Alejandra	ARG	A	9	4.15
20	1848	WHITLOCK Janine	GBR	A	10	4.15
21	3252	GYURCSEK Deborah	URU	B	11	4.15
22	1534	HAMACKOVA Pavla	CZE	B	12	4.00
	2166	ELISDOTTIR Thorey Edda	ISL	A	11	4.00
	2075	SZABO Zsuzsanna	HUN	A		NM
	2940	ISINBAYEVA Yelena	RUS	A		NM
	2923	BELYAKOVA Yelena	RUS	B		NM
	2931	FEOFANOVA Svetlana	RUS	A		NM
	2069	DONATH Katalin	HUN	B		NM
	1992	IAKOVIDOU Thalia	GRE	B		NM
	1298	KOLEVA Tanya	BUL	A		NM

LEGEND / LEGENDE	
No Number / Numéro	=NR Equal National Rec. / Record nat. égalé
WR World Record / Record du monde	NM No Mark / Aucun essai réussi
q Qualified / Qualifié	

AUER DORIS HAS BEEN QUALIFIED FOR FINALATHLETISME
Athletics
ATHLETISME
Athletics
ATHLETISME
Athletics
ATHLETISME
Athletics



WB	1:17:46	MARTINEZ Julio Rene	GUA Eisenhüttenstadt (GE)	08/05/99
OB	1:19:57	PRIBILINEC Jozef	TCH Seoul (KOR)	23/09/88

Rank	No	Name	NOC Code	Date of Birth	Result	Time Behind										
							2km	4km	6km	8km	10km	12km	14km	16km	18km	
15	2890	MARKOV Ilya	RUS	19 JUN 1972	1:23:03	4:04	>	8:13 (28)	15:58 (10) 7:45	24:00 (20) 8:02	32:21 (21) 8:21	40:49 (22) 8:28	49:15 (21) 8:26	57:34 (20) 8:19	1:05:55 (16) 8:21	1:14:20 (15) 8:25
16	2219	de BENEDICTIS Giovanni	ITA	8 JAN 1968	1:23:14	4:15		8:07 (22)	16:09 (31) 8:02	24:18 (27) 8:09	32:31 (24) 8:13	40:53 (26) 8:22	49:15 (21) 8:22	57:35 (21) 8:20	1:06:00 (18) 8:25	1:14:34 (18) 8:34
17	1229	MAKAROV Andrei	BLR	2 JAN 1971	1:23:33	4:34		8:00 (1)	15:57 (3) 7:57	23:59 (11) 8:02	31:58 (13) 7:59	40:00 (13) 8:02	48:29 (16) 8:29	56:58 (14) 8:29	1:05:48 (15) 8:50	1:14:33 (17) 8:45
18	2812	BALAN Costica	ROM	25 AUG 1964	1:23:42	4:43	~	8:06 (19)	15:58 (10) 7:52	24:04 (21) 8:06	32:22 (23) 8:18	40:48 (21) 8:26	49:11 (20) 8:23	57:38 (22) 8:27	1:06:06 (20) 8:28	1:14:49 (19) 8:43
19	1516	MALYSA Jiri	CZE	14 AUG 1966	1:24:08	5:09		8:15 (34)	15:57 (3) 7:42	23:58 (2) 8:01	31:57 (9) 7:59	40:24 (18) 8:27	48:50 (19) 8:26	57:11 (16) 8:21	1:06:10 (21) 8:59	1:15:29 (23) 9:19
20	1593	MARQUEZ David	ESP	13 OCT 1977	1:24:36	5:37		8:14 (32)	16:08 (29) 7:54	24:21 (31) 8:13	32:35 (26) 8:14	40:52 (25) 8:17	49:15 (21) 8:23	57:45 (24) 8:30	1:06:10 (21) 8:25	1:14:59 (20) 8:49
21	1230	MELESHKEVICH Artur	BLR	11 APR 1975	1:24:50	5:51	>	8:15 (34)	15:57 (3) 7:42	23:59 (11) 8:02	31:58 (13) 7:59	40:12 (16) 8:14	48:45 (17) 8:33	57:29 (18) 8:44	1:06:18 (23) 8:49	1:15:18 (21) 9:00
22	2326	YANAGISAWA Satoshi	JPN	19 JAN 1971	1:25:03	6:04		8:02 (8)	15:59 (19) 7:57	23:59 (11) 8:00	31:56 (5) 7:57	39:56 (9) 8:00	48:11 (13) 8:15	56:58 (14) 8:47	1:05:58 (17) 9:00	1:15:21 (22) 9:23
23	1005	AOUANOUK Moussa	ALG	2 AUG 1972	1:25:04	6:05		8:16 (38)	16:07 (27) 7:51	24:21 (31) 8:14	32:47 (30) 8:26	41:19 (29) 8:32	49:53 (29) 8:34	58:35 (28) 8:42	1:07:16 (26) 8:41	1:16:06 (25) 8:50
24	1321	HUERTA Arturo	CAN	3 MAR 1964	1:25:24	6:25		8:02 (8)	16:09 (31) 8:07	24:29 (33) 8:20	33:01 (31) 8:32	41:44 (31) 8:43	50:33 (34) 8:49	59:41 (37) 9:08	1:08:18 (35) 8:37	1:16:57 (30) 8:39
25	1087	RUSSELL Dion	AUS	8 MAY 1975	1:25:26	6:27		8:03 (11)	16:17 (39) 8:14	24:37 (35) 8:20	33:14 (35) 8:37	41:58 (37) 8:44	50:41 (36) 8:43	59:27 (35) 8:46	1:08:14 (32) 8:47	1:16:54 (29) 8:40
26	1312	BERRETT Tim	CAN	23 JAN 1965	1:25:29	6:30		8:03 (11)	16:17 (39) 8:14	24:43 (38) 8:26	33:11 (34) 8:28	41:48 (33) 8:37	50:28 (31) 8:40	59:10 (31) 8:42	1:07:58 (29) 8:48	1:16:48 (27) 8:50
27	2303	IKESHIMA Daisuke	JPN	30 JAN 1975	1:25:34	6:35		8:15 (34)	16:09 (31) 7:54	24:20 (29) 8:11	32:35 (26) 8:15	40:50 (24) 8:15	49:17 (26) 8:27	57:55 (25) 8:38	1:06:46 (24) 8:51	1:16:03 (24) 9:17
28	2130	HEFFERNAN Robert	IRL	28 FEB 1978	1:26:04	7:05		8:02 (8)	16:08 (29) 8:06	24:19 (28) 8:11	32:32 (25) 8:13	40:59 (27) 8:27	49:40 (27) 8:41	58:32 (26) 8:52	1:07:27 (27) 8:55	1:16:36 (26) 9:09

Sunny Humidity : 56 %
 Air Temp.: 22°C/ 72°F
 Wind : 7 km/h N

LEGEND / LEGENDE			
No Number / Numéro	PB Personal Best / Record personnel	SB Season Best / Meilleure perf. sai.	
WB World Best / Meilleur perf. mond.	~ Loss of Contact / Perte de contact		
OB Olympic Best / M. P. Olympique	> Bent Knee / Genou plié		

CORRECTED RESULTS

 ATHLETISME
 Athletics
 ATHLETISME
 Athletics
 ATHLETISME
 Athletics
 ATHLETISME
 Athletics
 ATHLETISME
 Athletics


 FRI 22 SEP 2000
 VEN 22 SEPT 2000

OLYMPIC STADIUM

WB	1:17:46	MARTINEZ Julio Rene	GUA Eisenhüttenstadt (GE)	08/05/99
OB	1:19:57	PRIBILINEC Jozef	TCH Seoul (KOR)	23/09/88

Rank	No	Name	NOC Code	Date of Birth	Result	Time Behind														
							2km	4km	6km	8km	10km	12km	14km	16km	18km					
29	2065	URBANIK Sandor	HUN	15 DEC 1964	1:26:16	7:17														
							8:08 (24)	15:59 (19) 7:51	24:07 (23) 8:08	32:39 (29) 8:32	41:22 (30) 8:43	50:09 (30) 8:47	59:04 (30) 8:55	1:08:02 (31) 8:58	1:17:04 (31) 9:02					
30	2421	SHIN Il-Yong	KOR	17 FEB 1979	1:26:22	7:23														
							8:16 (38)	15:59 (19) 7:43	24:11 (24) 8:12	32:36 (28) 8:25	41:07 (28) 8:31	49:52 (28) 8:45	58:43 (29) 8:51	1:07:38 (28) 8:55	1:16:51 (28) 9:13					
31	3088	KOLLAR Igor	SVK	25 JUN 1965	1:26:31	7:32	>													
							8:07 (22)	16:17 (39) 8:10	24:48 (41) 8:31	33:19 (39) 8:31	41:57 (36) 8:38	50:40 (35) 8:43	59:19 (32) 8:39	1:08:16 (34) 8:57	1:17:17 (33) 9:01					
32	2016	GARCIA Luis	GUA	13 SEP 1974	1:27:16	8:17														
							8:05 (17)	16:10 (36) 8:05	24:48 (41) 8:38	33:40 (42) 8:52	42:27 (40) 8:47	51:14 (40) 8:47	59:58 (38) 8:44	1:08:57 (38) 8:59	1:17:59 (36) 9:02					
33	1723	GILLET Antony	FRA	7 FEB 1976	1:27:36	8:37	>													
							8:14 (32)	15:58 (10) 7:44	23:59 (11) 8:01	31:59 (18) 8:00	40:29 (20) 8:30	49:16 (24) 8:47	58:32 (26) 9:16	1:08:01 (30) 9:29	1:17:37 (35) 9:36					
34	1227	KHMELNITSKY Mikhail	BLR	24 JUL 1969	1:28:02	9:03														
							8:03 (11)	16:09 (31) 8:06	24:44 (40) 8:35	33:25 (40) 8:41	42:05 (39) 8:40	50:43 (37) 8:38	59:36 (36) 8:53	1:08:44 (36) 9:08	1:18:10 (37) 9:26					
35	1576	DOMINGUEZ Jose David	ESP	29 JUL 1980	1:28:16	9:17	~													
							8:06 (19)	16:18 (43) 8:12	24:43 (38) 8:25	33:16 (37) 8:33	41:48 (33) 8:32	50:28 (31) 8:40	59:24 (34) 8:56	1:08:44 (36) 9:20	1:18:20 (38) 9:36					
36	3172	GHOULA Hatem	TUN	7 JUN 1973	1:28:16	9:17	>													
							8:00 (1)	15:58 (10) 7:58	23:59 (11) 8:01	31:58 (13) 7:59	40:06 (15) 8:08	48:24 (15) 8:18	57:30 (19) 9:06	1:07:03 (25) 9:33	1:17:32 (34) 10:29					
37	2046	DUDAS Gyula	HUN	20 AUG 1966	1:28:34	9:35	~													
							8:09 (25)	16:22 (44) 8:13	25:11 (44) 8:49	34:17 (45) 9:06	43:25 (45) 9:08	52:35 (45) 9:10	1:01:46 (44) 9:11	1:10:48 (41) 9:02	1:19:42 (41) 8:54					
38	2343	BORISOV Valeriy	KAZ	18 SEP 1966	1:28:36	9:37														
							8:16 (38)	16:17 (39) 8:01	24:41 (36) 8:24	33:16 (37) 8:35	42:02 (38) 8:46	50:56 (39) 8:54	1:00:03 (39) 9:07	1:09:14 (39) 9:11	1:18:38 (39) 9:24					
39	2377	KIMUTAI David	KEN	19 AUG 1969	1:28:45	9:46														
							8:13 (28)	15:59 (19) 7:46	24:20 (29) 8:21	33:04 (32) 8:44	41:48 (33) 8:44	50:49 (38) 9:01	1:00:16 (40) 9:27	1:09:43 (40) 9:27	1:19:11 (40) 9:28					
40	3312	SEAMAN Timothy	USA	14 MAY 1972	1:30:32	11:33	~													
							8:16 (38)	16:07 (27) 7:51	24:41 (36) 8:34	33:26 (41) 8:45	42:27 (40) 9:01	51:58 (42) 9:31	1:01:32 (42) 9:34	1:10:56 (43) 9:24	1:20:33 (42) 9:37					
41	3097	VALICEK Robert	SVK	10 MAR 1969	1:30:46	11:47	>>													
							8:06 (19)	16:29 (45) 8:23	25:16 (45) 8:47	34:00 (43) 8:44	42:57 (43) 8:57	51:57 (41) 9:00	1:01:20 (41) 9:23	1:10:54 (42) 9:34	1:20:41 (43) 9:47					
42	2392	SAWE Julius Kipkoeh	KEN	21 NOV 1971	1:30:55	11:56	>													
							8:11 (26)	16:14 (38) 8:03	25:04 (43) 8:50	34:12 (44) 9:08	43:20 (44) 9:08	52:32 (44) 9:12	1:01:49 (45) 9:17	1:11:45 (44) 9:56	1:21:20 (44) 9:35					


Sunny Humidity : 56 %
 Air Temp.: 22°C/ 72°F
 Wind : 7 km/h N

LEGEND / LEGENDE			
No Number / Numéro	PB Personal Best / Record personnel	SB Season Best / Meilleure perf. sai.	
WB World Best / Meilleur perf. mond.	~ Loss of Contact / Perte de contact		
OB Olympic Best / M. P. Olympique	> Bent Knee / Genou plié		

CORRECTED RESULTS

 ATHLETISME
 Athletics
 ATHLETISME
 Athletics
 ATHLETISME
 Athletics
 ATHLETISME
 Athletics

The 2000 Sydney Olympic Games - 20km Walk Men Final



Results Wind: no measurement

Rank	La	Bib Nu		Time	R_time
1.	39	2711	Korzeniowski Robert	POL	1:18:58.55
2.	36	2559	Hernandez Noe	MEX	1:19:02.24
3.	42	2861	Andreyev Vladimir	RUS	1:19:26.14
4.	12	1552	Perez Jefferson	ECU	1:20:17.17
5.	17	1866	Erm Andreas	GER	1:20:24.22
6.	44	2898	Rasskazov Roman	RUS	1:20:56.99
7.	14	1581	Fernandez Francisco Javier	ESP	1:21:00.73
8.	3	1063	Deakes Nathan	AUS	1:21:02.11
9.	24	2199	Candellini Alessandro	ITA	1:21:13.90

Start: 22. 9.2000 12:50:10.734 @118
 Print: 22. 9.2000 14:51:03 @202

Scan'O'Vision Color
 Race ID: M20WF100

swatch+TIMING

Photo credit: © 2000 Swatch Timing Ltd.
 All rights reserved
 If this photo is used for any
 commercial purpose, layout and copy
 have to be submitted to any
 recognizable person prior to release.
 The producer does not assume
 any responsibility.



TM © SOCOG 1996

**RESULTS****RESULTATS****MEN'S 50KM WALK
FINAL****50 KM MARCHÉ - HOMMES
FINALE**FRI 29 SEP 2000
VEN 29 SEPT 2000

OLYMPIC STADIUM

WB	3:37:26	SPYTSYN Valeriy	RUS Moscow (RUS)	21/05/00
OB	3:38:29	IVANENKO Vyacheslav	URS Seoul (KOR)	30/09/88

Rank	No	Name	NOC Code	Date of Birth	Result	Time Behind														
							5km	10km	15km	20km	25km	30km	35km	40km	45km					
1	2711	KORZENIOWSKI Robert	POL	30 JUL 1968	3:42:22	>														
							23:25 (3)	45:53 (2)	1:08:05 (1)	1:30:00 (1)	1:51:48 (2)	2:13:30 (1)	2:35:03 (1)	2:56:28 (1)	3:18:39 (1)					
2	2452	FADEJEVS Aigars	LAT	27 DEC 1975	3:43:40	1:18	>													
							23:25 (3)	45:54 (6)	1:08:06 (2)	1:30:00 (1)	1:52:38 (9)	2:13:30 (1)	2:35:25 (7)	2:57:24 (4)	3:19:52 (3)					
3	2568	SANCHEZ Joel	MEX	15 SEP 1966	3:44:36	2:14	>													PB
							23:27 (15)	45:55 (15)	1:08:08 (12)	1:30:01 (6)	1:51:49 (4)	2:13:32 (7)	2:35:04 (2)	2:56:29 (2)	3:19:33 (2)					
4	1599	MASSANA Valenti	ESP	5 JUL 1970	3:46:01	3:39	>													
							23:30 (36)	46:00 (25)	1:08:35 (25)	1:30:49 (17)	1:53:03 (14)	2:15:23 (12)	2:37:38 (10)	2:59:59 (9)	3:22:55 (5)					
5	2893	MATIUKHIN Nikolai	RUS	13 DEC 1968	3:46:37	4:15														
							23:27 (15)	45:54 (6)	1:08:07 (8)	1:30:00 (1)	1:51:48 (2)	2:13:35 (9)	2:36:25 (8)	2:59:39 (8)	3:23:22 (7)					
6	1063	DEAKES Nathan	AUS	17 AUG 1977	3:47:29	5:07	>													PB
							23:26 (9)	45:54 (6)	1:08:07 (8)	1:30:01 (6)	1:51:50 (7)	2:13:31 (4)	2:35:05 (4)	2:57:16 (3)	3:22:17 (4)					
7	2566	RODRIGUEZ Miguel Angel	MEX	5 JAN 1967	3:48:12	5:50														
							23:24 (1)	45:54 (6)	1:08:06 (2)	1:30:01 (6)	1:51:49 (4)	2:13:31 (4)	2:35:21 (5)	2:58:30 (7)	3:23:20 (6)					
8	2716	MAGDZIARCZYK Roman	POL	5 JUL 1977	3:48:17	5:55														PB
							23:27 (15)	45:58 (23)	1:08:37 (27)	1:31:06 (26)	1:53:53 (21)	2:16:53 (21)	2:39:37 (16)	3:02:31 (12)	3:25:21 (9)					
9	2454	LIEPINS Modris	LAT	30 AUG 1966	3:48:36	6:14														SB
							23:28 (24)	45:55 (15)	1:08:07 (8)	1:30:23 (12)	1:52:58 (12)	2:15:34 (14)	2:38:38 (11)	3:02:01 (11)	3:25:26 (10)					
10	1372	YANG Yongjian	CHN	1 APR 1973	3:48:42	6:20	~													PB
							23:29 (32)	46:36 (37)	1:09:48 (37)	1:32:41 (35)	1:55:38 (34)	2:18:46 (31)	2:41:25 (26)	3:04:09 (16)	3:26:23 (11)					
11	3433	RAKOVIC Aleksandar	YUG	13 APR 1968	3:49:16	6:54	>>													SB
							23:28 (24)	46:06 (29)	1:09:10 (30)	1:32:15 (30)	1:55:14 (27)	2:17:58 (25)	2:40:47 (22)	3:03:41 (14)	3:26:41 (12)					
12	1585	GARCIA Jesus Angel	ESP	17 OCT 1969	3:49:31	7:09	>>													
							23:24 (1)	45:52 (1)	1:08:06 (2)	1:30:01 (6)	1:51:53 (8)	2:13:32 (7)	2:36:25 (8)	3:00:17 (10)	3:24:51 (8)					
13	1371	WANG Yinhang	CHN	15 FEB 1977	3:50:19	7:57	~													PB
							23:30 (36)	46:20 (35)	1:09:39 (35)	1:32:51 (37)	1:56:04 (35)	2:18:50 (33)	2:41:24 (25)	3:04:09 (16)	3:27:04 (13)					
14	1730	LANGLOIS Denis	FRA	10 OCT 1968	3:52:56	10:34														
							23:26 (9)	45:59 (24)	1:08:36 (26)	1:31:05 (25)	1:54:06 (22)	2:16:53 (21)	2:39:45 (18)	3:03:24 (13)	3:27:55 (14)					

Sunny Humidity : 90%
Air Temp.: 15°C/ 59°F
Wind : 0 km/h

LEGEND / LEGENDE			
No	Number / Numéro	>	Bent Knee / Genou plié
WB	World Best / Meilleur perf. mond.	PB	Personal Best / Record personnel
OB	Olympic Best / M. P. Olympique	SB	Season Best / Meilleure perf. sai.
		~	Loss of Contact / Perte de contact

**RESULTS****RESULTATS****MEN'S 50KM WALK
FINAL****50 KM MARCHÉ - HOMMES
FINALE**FRI 29 SEP 2000
VEN 29 SEPT 2000

OLYMPIC STADIUM

WB	3:37:26	SPYTSYN Valeriy	RUS Moscow (RUS)	21/05/00
OB	3:38:29	IVANENKO Vyacheslav	URS Seoul (KOR)	30/09/88

Rank	No	Name	NOC Code	Date of Birth	Result									Time Behind	
					5km	10km	15km	20km	25km	30km	35km	40km	45km		
15	2345	KOREPANOV Sergey	KAZ	9 MAY 1964	3:53:30									11:08	
					23:28 (24)	45:57 (21)	1:08:25 (21)	1:30:50 (19)	1:53:26 (17)	2:16:16 (16)	2:39:23 (14)	3:03:51 (15)	3:28:22 (15)		
16	1513	HOLUSA Milos	CZE	2 MAY 1965	3:53:48									11:26	~> SB
					23:28 (24)	45:53 (2)	1:08:13 (19)	1:30:51 (21)	1:53:48 (20)	2:16:44 (18)	2:40:25 (20)	3:04:29 (19)	3:29:14 (17)		
17	3096	TICHY Peter	SVK	12 MAR 1969	3:54:47									12:25	
					23:28 (24)	46:22 (36)	1:09:47 (36)	1:32:28 (34)	1:55:18 (31)	2:17:58 (25)	2:40:46 (21)	3:04:25 (18)	3:29:11 (16)		
18	2676	BARRETT Craig	NZL	16 NOV 1971	3:55:53									13:31	>
					23:25 (3)	45:54 (6)	1:08:06 (2)	1:30:01 (6)	1:52:38 (9)	2:15:10 (10)	2:39:35 (15)	3:05:05 (20)	3:30:54 (18)		
19	1892	TRAUTMANN Mike	GER	13 MAR 1974	3:56:19									13:57	> ~
					23:31 (39)	46:19 (34)	1:09:12 (33)	1:32:16 (33)	1:55:16 (30)	2:18:16 (30)	2:41:46 (27)	3:05:46 (21)	3:31:19 (19)		
20	3094	MALIK Stefan	SVK	11 FEB 1966	3:56:44									14:22	SB
					23:47 (51)	47:26 (52)	1:10:37 (50)	1:34:00 (49)	1:57:18 (40)	2:20:47 (37)	2:44:10 (32)	3:07:24 (25)	3:31:40 (20)		
21	1891	TRAUTMANN Denis	GER	15 AUG 1972	3:58:14									15:52	>
					23:27 (15)	45:54 (6)	1:08:12 (18)	1:30:23 (12)	1:53:03 (14)	2:15:44 (15)	2:39:42 (17)	3:06:47 (22)	3:32:21 (21)		
22	3260	CLAUSEN Curt	USA	9 OCT 1967	3:58:39									16:17	>
					23:27 (15)	45:54 (6)	1:08:11 (15)	1:30:50 (19)	1:54:32 (25)	2:17:58 (25)	2:45:48 (37)	3:09:27 (28)	3:33:40 (23)		
23	3091	KORCOK Peter	SVK	12 AUG 1974	3:58:46									16:24	
					23:47 (51)	47:02 (46)	1:10:23 (47)	1:33:45 (44)	1:57:19 (41)	2:21:05 (39)	2:45:05 (35)	3:09:44 (29)	3:34:32 (24)		
24	1606	ODRIOZOLA Mikel	ESP	25 MAY 1973	3:59:50									17:28	>
					23:28 (24)	46:00 (25)	1:08:34 (23)	1:30:49 (17)	1:53:02 (13)	2:15:23 (12)	2:40:23 (19)	3:06:57 (23)	3:33:30 (22)		
25	2343	BORISOV Valeriy	KAZ	18 SEP 1966	4:01:11									18:49	>
					23:45 (46)	47:02 (46)	1:10:21 (42)	1:33:41 (43)	1:56:51 (38)	2:20:43 (36)	2:44:35 (33)	3:09:26 (27)	3:35:28 (25)		
26	2896	POTEMINE Vladimir	RUS	15 JAN 1980	4:02:38									20:16	
					23:28 (24)	46:01 (28)	1:08:34 (23)	1:30:57 (22)	1:54:06 (22)	2:17:19 (23)	2:43:24 (29)	3:09:17 (26)	3:35:35 (26)		
27	1087	RUSSELL Dion	AUS	8 MAY 1975	4:02:50									20:28	
					23:26 (9)	45:55 (15)	1:08:11 (15)	1:30:44 (16)	1:53:27 (19)	2:16:48 (20)	2:41:06 (24)	3:07:18 (24)	3:36:30 (27)		
28	3270	DUNN Philip	USA	12 JUN 1971	4:03:05									20:43	~ SB
					23:47 (51)	47:35 (54)	1:11:32 (54)	1:35:22 (52)	1:59:22 (50)	2:23:10 (44)	2:47:10 (39)	3:11:11 (31)	3:36:59 (28)		

Sunny Humidity : 90%
 Air Temp.: 15°C/ 59°F
 Wind : 0 km/h

LEGEND / LEGENDE	
No Number / Numéro	> Bent Knee / Genou plié
WB World Best / Meilleur perf. mond.	PB Personal Best / Record personnel
OB Olympic Best / M. P. Olympique	SB Season Best / Meilleure perf. sai.

**RESULTS****RESULTATS****MEN'S 50KM WALK
FINAL
50 KM MARCHÉ - HOMMES
FINALE**FRI 29 SEP 2000
VEN 29 SEPT 2000

OLYMPIC STADIUM

WB	3:37:26	SPYTSYN Valeriy	RUS Moscow (RUS)	21/05/00
OB	3:38:29	IVANENKO Vyacheslav	URS Seoul (KOR)	30/09/88

Rank	No	Name	NOC Code	Date of Birth	Result									Time Behind
					5km	10km	15km	20km	25km	30km	35km	40km	45km	
29	1711	CAUDRON Sylvain	FRA	10 SEP 1969	4:03:22									21:00
					23:37 (43)	46:43 (42)	1:09:48 (37)	1:32:41 (35)	1:55:37 (33)	2:18:46 (31)	2:43:47 (31)	3:09:48 (30)	3:37:03 (29)	
30	2491	ZUJUS Daugvinas	LTU	16 OCT 1975	4:06:04									23:42
					23:46 (47)	47:02 (46)	1:10:22 (44)	1:33:45 (44)	1:57:19 (41)	2:20:48 (38)	2:45:00 (34)	3:11:23 (32)	3:38:19 (30)	
31	3282	HERMANN Andrew	USA	25 FEB 1971	4:07:18									24:56 >>
					23:32 (40)	46:38 (41)	1:09:51 (39)	1:32:59 (38)	1:56:12 (36)	2:19:50 (34)	2:45:25 (36)	3:12:36 (33)	3:40:08 (31)	
32	3212	SHELEST Oleksiy	UKR	27 MAR 1973	4:07:39									25:17
					23:46 (47)	47:00 (44)	1:10:22 (44)	1:33:38 (41)	1:57:20 (43)	2:21:38 (41)	2:47:30 (40)	3:14:04 (35)	3:42:26 (33)	
33	2757	MARTINS Pedro	POR	12 JAN 1968	4:08:13									25:51
					23:47 (51)	47:32 (53)	1:11:18 (53)	1:34:55 (50)	1:59:06 (49)	2:22:53 (42)	2:47:58 (41)	3:13:49 (34)	3:40:52 (32)	
34	1059	COUSINS Duane	AUS	13 JUL 1973	4:10:43									28:21 ~
					23:28 (24)	46:15 (30)	1:09:37 (34)	1:33:25 (40)	1:57:58 (44)	2:22:58 (43)	2:49:03 (42)	3:16:18 (36)	3:43:32 (34)	
35	2451	BRUVELIS Ugis	LAT	28 JUN 1971	4:11:41									29:19 >>
					23:29 (32)	46:36 (37)	1:10:43 (51)	1:35:45 (53)	2:01:00 (52)	2:25:55 (48)	2:51:55 (46)	3:17:49 (38)	3:44:29 (35)	
36	2304	IMAMURA Fumio	JPN	5 NOV 1966	4:13:28									31:06 >>
					23:29 (32)	46:36 (37)	1:09:58 (41)	1:33:45 (44)	1:58:10 (46)	2:23:38 (46)	2:50:31 (43)	3:17:48 (37)	3:45:48 (37)	
37	2046	DUDAS Gyula	HUN	20 AUG 1966	4:17:55									35:33
					23:35 (42)	47:03 (50)	1:10:23 (47)	1:33:45 (44)	1:58:06 (45)	2:23:11 (45)	2:50:41 (44)	3:17:53 (39)	3:45:47 (36)	
38	3468	COSTIN Jamie	IRL	1 JUN 1977	4:24:22									42:00
					23:49 (55)	48:09 (55)	1:12:20 (55)	1:36:14 (54)	2:00:07 (51)	2:25:00 (47)	2:51:47 (45)	3:20:51 (40)	3:51:32 (38)	
39	1808	MADDOCKS Chris	GBR	28 MAR 1957	4:52:12									1:09:50 >
					24:07 (56)	49:48 (56)	1:15:57 (56)	1:41:57 (55)	2:08:30 (53)	2:37:07 (49)	3:11:03 (47)	3:45:50 (41)	4:18:50 (39)	
	2187	BRUGNETTI Ivano	ITA	1 SEP 1976	DNF									
					23:29 (32)	46:18 (31)	1:09:09 (29)	1:31:42 (29)	1:54:36 (26)	2:16:38 (17)	2:39:21 (13)			
	1873	IHLY Robert	GER	5 MAY 1963	DNF									
					23:30 (36)	46:18 (31)	1:09:11 (32)	1:32:15 (30)	1:55:15 (29)	2:17:58 (25)	2:40:50 (23)			
	1968	KASTANIS Spyridon	GRE	23 SEP 1964	DNF									
					23:39 (44)	47:02 (46)	1:10:23 (47)	1:33:38 (41)	1:56:51 (38)	2:20:07 (35)	2:43:46 (30)			

Sunny Humidity : 90%
 Air Temp.: 15°C/ 59°F
 Wind : 0 km/h

LEGEND / LEGENDE			
No	Number / Numéro	>	Bent Knee / Genou plié
WB	World Best / Meilleur perf. mond.	PB	Personal Best / Record personnel
OB	Olympic Best / M. P. Olympique	SB	Season Best / Meilleure perf. sai.
		DNF	Did Not Finish / Abandon
		~	Loss of Contact / Perte de contact




WB	3:37:26	SPYTSYN Valeriy	RUS Moscow (RUS)	21/05/00
OB	3:38:29	IVANENKO Vyacheslav	URS Seoul (KOR)	30/09/88

Rank	No	Name	NOC Code	Date of Birth	Result									Time Behind			
					5km	10km	15km	20km	25km	30km	35km	40km	45km				
	2714	LIPIEC Tomasz	POL	10 MAY 1971											DNF		
	2210	PERRICELLI Giovanni	ITA	25 AUG 1967	23:27 (15)	45:55 (15) 22:28	1:08:06 (2) 22:11	1:30:22 (11) 22:16	1:52:38 (9) 22:16	2:15:10 (10) 22:32	2:39:01 (12) 23:51					DNF	>>
	1738	PILLER Rene	FRA	23 APR 1965	23:27 (15)	46:00 (25) 22:33	1:08:41 (28) 22:41	1:31:41 (28) 23:00	1:55:18 (31) 23:37	2:21:08 (40) 25:50					DNF		
	2914	SPYTSYN Valeriy	RUS	5 DEC 1965	23:25 (3)	45:54 (6) 22:29	1:08:09 (13) 22:15	1:30:43 (15) 22:34	1:53:11 (16) 22:28	2:16:44 (18) 23:33					DNF	>	
	1982	STAMATOPOULOS Theodoros	GRE	24 APR 1970	23:46 (47)	47:05 (51) 23:19	1:10:52 (52) 23:47	1:35:20 (51) 24:28							DNF	>>	
	2220	di MEZZA Arturo	ITA	16 JUL 1969	23:26 (9)	46:18 (31) 22:52	1:09:10 (30) 22:52	1:32:15 (30) 23:05	1:55:14 (27) 22:59						DNF		
	1312	BERRETT Tim	CAN	23 JAN 1965	23:25 (3)	45:56 (20) 22:31	1:08:33 (22) 22:37	1:31:01 (24) 22:28							DQ	> ~> 230.4	
	2543	CIUMACENCO Fedosei	MDA	27 JAN 1973	23:46 (47)	46:59 (43) 23:13	1:10:22 (44) 23:23	1:33:45 (44) 23:23	1:58:41 (47) 24:56						DQ	230.6	
	2044	CZUKOR Zoltan	HUN	18 DEC 1962	23:32 (40)	46:37 (40) 23:05	1:09:57 (40) 23:20	1:33:12 (39) 23:15	1:56:39 (37) 23:27						DQ	>>> 230.4	
	1225	GINKO Viktor	BLR	7 DEC 1965	23:27 (15)	45:55 (15) 22:28	1:08:11 (15) 22:16	1:31:00 (23) 22:49	1:54:28 (24) 23:28	2:18:00 (29) 23:32	2:42:29 (28) 24:29				DQ	>>> 230.4	
	1321	HUERTA Arturo	CAN	3 MAR 1964	23:26 (9)	45:57 (21) 22:31	1:08:19 (20) 22:22	1:31:32 (27) 23:13	1:58:44 (48) 27:12						DQ	~>> 230.4	
	2311	KOIKE Akihiko	JPN	10 APR 1973	23:39 (44)	47:00 (44) 23:21	1:10:21 (42) 23:21								DQ	>>> 230.4	
	1692	KONONEN Valentin	FIN	7 MAR 1969	23:27 (15)	45:54 (6) 22:27	1:08:06 (2) 22:12	1:30:00 (1) 21:54	1:51:47 (1) 21:47	2:13:30 (1) 21:43	2:35:22 (6) 21:52	2:57:25 (5) 22:03			DQ	~>> 230.4	
	2567	SANCHEZ German	MEX	31 JUL 1967	23:25 (3)	45:53 (2) 22:28	1:08:07 (8) 22:14	1:30:00 (1) 21:53	1:51:49 (4) 21:49	2:13:31 (4) 21:42	2:35:04 (2) 21:33	2:57:36 (6) 22:32			DQ	~> ~ 230.4	

Sunny Humidity : 90%
 Air Temp.: 15°C/ 59°F
 Wind : 0 km/h

WB	World Best / Meilleur perf. mond.	PB	Personal Best / Record personnel	DNF	Did Not Finish / Abandon
OB	Olympic Best / M. P. Olympique	SB	Season Best / Meilleure perf. sai.	DQ	Disqualified / Disqualifié

The 2000 Sydney Olympic Games - 50km Walk Men Final



3:44:35.8 3:44:35.6 3:44:35.4 3:44:35.2 3:43:40.2 3:43:40.0 3:43:39.8 3:42:21.6 3:42:21.4 3:42:21.2 3:26:24.0 3:26:23.8



Rank	La	Bib Nu		Time	R_time
1.	41	2711	Korzeniowski Robert	POL	3:42:21.18
2.	33	2452	Fadejevs Aigars	LAT	3:43:39.80
3.	39	2568	Sanchez Joel	MEX	3:44:35.39
4.	11	1599	Massana Valenti	ESP	3:46:00.99
5.	45	2893	Matiukhin Nikolai	RUS	3:46:36.62
6.	2	1063	Deakes Nathan	AUS	3:47:28.92
7.	37	2566	Rodriguez Miguel Angel	MEX	3:48:11.02
8.	43	2716	Magdziarczyk Roman	POL	3:48:16.58
9.	34	2454	Liepins Modris	LAT	3:48:35.89

swatch  **TIMING**

Photo credit: © 2000 Swatch Timing Ltd.
 All rights reserved
 If this photo is used for any commercial purpose, layout and copy have to be submitted to any recognizable person prior to release.
 The producer does not assume any responsibility.



Start: 29. 9.2000 08:00:11.725 @916 Scan'O'Vision Color
 Print: 29. 9.2000 12:54:43 @121 Race ID: M50WF100

**RESULTS****RESULTATS****MEN'S MARATHON
FINAL****MARATHON - HOMMES
FINALE**

SUN 1 OCT 2000

OLYMPIC STADIUM

DIM 1 OCT 2000

WB	2:05:42	KHANNOUCHI Khalid	MAR Chicago (USA)	24/10/99
OB	2:09:21	LOPES Carlos	POR Los Angeles (USA)	12/08/84

Rank	No	Name	NOC Code	Date of Birth	Result	Time Behind														
							5km	10km	15km	20km	Half	25km	30km	35km	40km					
1	1651	ABERA Gezahgne	ETH	23 APR 1978	2:10:11															
		15:36 (3)	31:23 (10)	46:16 (3)	1:01:40 (4)	1:05:02 (4)	1:16:58 (2)	1:32:48 (1)	1:48:12 (3)	2:03:30 (1)										
2	2394	WAINAINA Eric	KEN	19 DEC 1973	2:10:31	0:20														
		15:39 (35)	31:23 (10)	46:17 (7)	1:01:40 (4)	1:05:02 (4)	1:16:58 (2)	1:32:48 (1)	1:48:11 (1)	2:03:34 (2)										
3	1663	TOLA Tesfaye	ETH	19 OCT 1974	2:11:10	0:59														SB
		15:39 (35)	31:24 (24)	46:16 (3)	1:01:39 (2)	1:05:02 (4)	1:16:58 (2)	1:32:48 (1)	1:48:11 (1)	2:03:50 (3)										
4	1780	BROWN Jon	GBR	27 FEB 1971	2:11:17	1:06														
		15:39 (35)	31:24 (24)	46:27 (37)	1:01:40 (4)	1:05:03 (9)	1:17:00 (11)	1:32:49 (4)	1:48:19 (4)	2:04:21 (4)										
5	2202	LEONE Giacomo	ITA	10 APR 1971	2:12:14	2:03														
		15:38 (17)	31:22 (3)	46:17 (7)	1:01:40 (4)	1:05:03 (9)	1:16:59 (7)	1:32:54 (9)	1:48:52 (5)	2:05:23 (5)										
6	1582	FIZ Martin	ESP	3 MAR 1963	2:13:06	2:55														
		15:38 (17)	31:24 (24)	46:18 (19)	1:01:40 (4)	1:05:06 (23)	1:17:00 (11)	1:33:06 (11)	1:49:21 (10)	2:05:59 (6)										
7	2520	EL MOUAZIZ Abdelkader	MAR	1 JAN 1969	2:13:49	3:38														
		15:41 (70)	32:33 (87)	46:17 (7)	1:01:40 (4)	1:04:58 (3)	1:16:59 (7)	1:32:50 (5)	1:48:55 (6)	2:06:12 (7)										
8	1735	OUAADI Mohamed	FRA	1 JAN 1969	2:14:04	3:53														
		15:38 (17)	31:24 (24)	46:18 (19)	1:01:41 (19)	1:05:03 (9)	1:16:59 (7)	1:32:51 (7)	1:49:13 (9)	2:06:32 (9)										
9	3454	CHIMUSASA Tendai	ZIM	28 JAN 1971	2:14:19	4:08														
		15:36 (3)	31:23 (10)	46:17 (7)	1:01:42 (28)	1:05:04 (14)	1:17:18 (30)	1:32:51 (7)	1:49:12 (8)	2:06:25 (8)										
10	1080	MONEGHETTI Steve	AUS	26 SEP 1962	2:14:50	4:39														
		15:39 (35)	31:25 (33)	46:32 (43)	1:02:05 (38)	1:05:08 (31)	1:17:49 (33)	1:34:42 (22)	1:51:13 (17)	2:07:48 (11)										
11	2761	PINTO Antonio	POR	22 MAR 1966	2:15:17	5:06														
		15:38 (17)	31:24 (24)	46:16 (3)	1:01:40 (4)	1:05:02 (4)	1:16:58 (2)	1:32:50 (5)	1:49:09 (7)	2:07:14 (10)										
12	2851	RAMAALA Hendrick	RSA	2 FEB 1972	2:16:19	6:08														
		15:40 (53)	31:22 (3)	46:17 (7)	1:01:42 (28)	1:05:05 (17)	1:17:02 (17)	1:33:57 (16)	1:51:05 (15)	2:08:27 (12)										
13	2614	MAASE Kamiel	NED	20 OCT 1971	2:16:24	6:13														
		15:39 (35)	31:26 (48)	46:19 (27)	1:01:41 (19)	1:05:04 (14)	1:17:02 (17)	1:33:39 (13)	1:50:45 (13)	2:08:31 (14)										
14	1551	GUERRA Silvio	ECU	18 SEP 1968	2:16:27	6:16														
		15:42 (80)	31:24 (24)	46:18 (19)	1:01:41 (19)	1:05:06 (23)	1:17:09 (24)	1:34:16 (17)	1:51:04 (14)	2:08:31 (14)										

LEGEND / LEGENDE

No Number / Numéro **SB** Season Best / Meilleure perf. sai.
WB World Best / Meilleur perf. mond.
OB Olympic Best / M. P. Olympique

**RESULTS****RESULTATS****MEN'S MARATHON
FINAL****MARATHON - HOMMES
FINALE**

SUN 1 OCT 2000

OLYMPIC STADIUM

DIM 1 OCT 2000

WB	2:05:42	KHANNOUCHI Khalid	MAR Chicago (USA)	24/10/99
OB	2:09:21	LOPES Carlos	POR Los Angeles (USA)	12/08/84

Rank	No	Name	NOC Code	Date of Birth	Result	Time Behind					
	5km	10km	15km	20km	Half	25km	30km	35km	40km		
15	2990	NTAWURIKURA Mathias	RWA	14 JUL 1964	2:16:39	6:28					
	15:40 (53)	31:22 (3)	46:23 (34)	1:01:40 (4)	1:05:07 (29)	1:17:03 (19)	1:34:48 (23)	1:52:14 (23)	2:09:29 (19)		
		15:42	15:01	15:17	3:27	11:56	17:45	17:26	17:15		
16	2480	MOQHALI Thabiso	LES	7 DEC 1967	2:16:43	6:32					
	15:38 (17)	31:24 (24)	46:19 (27)	1:02:00 (37)	1:05:06 (23)	1:17:03 (19)	1:33:07 (12)	1:49:59 (11)	2:08:28 (13)		
		15:46	14:55	15:41	3:06	11:57	16:04	16:52	18:29		
17	1029	NTIAMBA Joao	ANG	20 MAR 1968	2:16:43	6:32					
	15:40 (53)	31:26 (48)	46:19 (27)	1:01:41 (19)	1:05:07 (29)	1:17:09 (24)	1:34:19 (20)	1:51:14 (18)	2:09:12 (18)		NB
		15:46	14:53	15:22	3:26	12:02	17:10	16:55	17:58		
18	2749	CASTRO Domingos	POR	22 NOV 1963	2:16:52	6:41					
	15:37 (8)	31:23 (10)	46:16 (3)	1:01:39 (2)	1:04:51 (2)	1:16:58 (2)	1:33:56 (14)	1:51:05 (15)	2:08:54 (17)		
		15:46	14:53	15:23	3:27	12:07	16:58	17:09	17:49		
19	1787	CULLEN Keith	GBR	13 JUN 1972	2:16:59	6:48					
	15:38 (17)	31:25 (33)	46:27 (37)	1:02:06 (40)	1:05:33 (37)	1:17:52 (35)	1:35:14 (25)	1:52:18 (24)	2:09:31 (20)		
		15:47	15:02	15:39	3:27	12:19	17:22	17:04	17:13		
20	2854	THUGWANE Josia	RSA	15 APR 1971	2:16:59	6:48					
	15:38 (17)	31:23 (10)	46:17 (7)	1:01:41 (19)	1:05:05 (17)	1:17:01 (13)	1:32:56 (10)	1:49:59 (11)	2:08:44 (16)		
		15:45	14:54	15:24	3:24	11:56	15:55	17:03	18:45		
21	2310	KAWASHIMA Shinji	JPN	4 JUN 1966	2:17:21	7:10					
	15:39 (35)	31:27 (59)	46:47 (51)	1:02:34 (47)	1:06:02 (46)	1:18:31 (40)	1:36:10 (35)	1:52:58 (26)	2:09:59 (22)		
		15:48	15:20	15:47	3:28	12:29	17:39	16:48	17:01		
22	1652	ALEMAYEHU Simretu	ETH	18 OCT 1970	2:17:21	7:10					
	15:38 (17)	31:22 (3)	46:21 (31)	1:02:05 (38)	1:05:39 (40)	1:18:24 (38)	1:36:01 (30)	1:53:08 (27)	2:10:21 (23)		
		15:44	14:59	15:44	3:34	12:45	17:37	17:07	17:13		
23	1014	KOHIL Kamal	ALG	25 DEC 1971	2:17:46	7:35					
	15:38 (17)	31:24 (24)	46:18 (19)	1:01:40 (4)	1:05:03 (9)	1:17:03 (19)	1:34:17 (19)	1:51:52 (20)	2:09:49 (21)		
		15:46	14:54	15:22	3:23	12:00	17:14	17:35	17:57		
24	2418	LEE Bong-Ju	KOR	11 OCT 1970	2:17:57	7:46					
	15:36 (3)	31:23 (10)	46:17 (7)	1:01:52 (36)	1:05:33 (37)	1:17:49 (33)	1:35:38 (29)	1:53:16 (28)	2:10:27 (25)		
		15:47	14:54	15:35	3:41	12:16	17:49	17:38	17:11		
25	2618	van HEST Greg	NED	3 JUN 1973	2:18:00	7:49					
	15:40 (53)	31:25 (33)	46:34 (45)	1:02:28 (46)	1:06:01 (45)	1:18:46 (45)	1:36:06 (31)	1:53:16 (28)	2:10:35 (26)		
		15:45	15:09	15:54	3:33	12:45	17:20	17:10	17:19		
26	2881	KOKIN Pavel	RUS	21 JUL 1974	2:18:02	7:51					
	15:41 (70)	31:25 (33)	46:43 (50)	1:02:34 (47)	1:06:04 (47)	1:18:32 (41)	1:36:07 (32)	1:53:16 (28)	2:10:46 (27)		
		15:44	15:18	15:51	3:30	12:28	17:35	17:09	17:30		
27	2556	ESPINOSA Andres	MEX	4 FEB 1963	2:18:02	7:51					
	15:41 (70)	31:25 (33)	46:18 (19)	1:01:40 (4)	1:05:04 (14)	1:17:01 (13)	1:34:20 (21)	1:51:38 (19)	2:10:26 (24)		
		15:44	14:53	15:22	3:24	11:57	17:19	17:18	18:48		
28	1096	de HIGHDEN Rod	AUS	15 JAN 1969	2:18:04	7:53					
	15:38 (17)	31:25 (33)	46:37 (48)	1:02:23 (44)	1:05:53 (41)	1:18:37 (43)	1:36:07 (32)	1:53:17 (31)	2:10:46 (27)		
		15:47	15:12	15:46	3:30	12:44	17:30	17:10	17:29		

LEGEND / LEGENDE

No	Number / Numéro	SB	Season Best / Meilleure perf. sai.
WB	World Best / Meilleur perf. mond.	NB	National Best / M. P. National
OB	Olympic Best / M. P. Olympique		

**RESULTS****RESULTATS****MEN'S MARATHON
FINAL****MARATHON - HOMMES
FINALE**

SUN 1 OCT 2000

OLYMPIC STADIUM

DIM 1 OCT 2000

WB	2:05:42	KHANNOUCHI Khalid	MAR Chicago (USA)	24/10/99
OB	2:09:21	LOPES Carlos	POR Los Angeles (USA)	12/08/84

Rank	No	Name	NOC Code	Date of Birth	Result	Time Behind														
							5km	10km	15km	20km	Half	25km	30km	35km	40km					
29	2783	KIM Jung Won	PRK	20 JAN 1973	2:18:04	7:53														
							15:40 (53)	31:27 (59)	47:02 (63)	1:03:02 (52)	1:06:41 (51)	1:19:43 (51)	1:37:24 (44)	1:54:21 (33)	2:11:08 (29)					
							15:46	15:47	15:35	16:00	3:39	13:02	17:41	16:57	16:47					
30	2782	KIM Jong Chol	PRK	30 MAR 1972	2:18:04	7:53														
							15:40 (53)	31:27 (59)	47:02 (63)	1:03:03 (60)	1:06:41 (51)	1:19:45 (55)	1:37:25 (49)	1:54:21 (33)	2:11:08 (29)					
							15:47	15:47	15:35	16:01	3:38	13:04	17:40	16:56	16:47					
31	3420	BALLANTYNE Pamenos Avrosant	VIN	9 DEC 1973	2:19:08	8:57														
							15:40 (53)	31:27 (59)	47:44 (73)	1:02:50 (49)	1:06:34 (50)	1:19:12 (47)	1:37:25 (49)	1:54:33 (41)	2:11:46 (32)					
							15:47	15:47	16:17	15:06	3:44	12:38	18:13	17:08	17:13					
32	3160	HOLASSIE Ronnie	TRI	29 JUL 1971	2:19:24	9:13														
							15:36 (3)	31:22 (3)	46:52 (58)	1:03:02 (52)	1:06:46 (57)	1:19:27 (50)	1:37:24 (44)	1:54:30 (35)	2:11:47 (33)					
							15:46	15:47	15:30	16:10	3:44	12:41	17:57	17:06	17:17					
33	1144	BUCHLEITNER Michael	AUT	14 OCT 1969	2:19:26	9:15														
							15:39 (35)	31:26 (48)	46:49 (55)	1:03:02 (52)	1:06:41 (51)	1:19:44 (52)	1:37:24 (44)	1:54:32 (39)	2:12:04 (34)					
							15:47	15:47	15:23	16:13	3:39	13:03	17:40	17:08	17:32					
34	2875	KAPITONOV Dmitriy	RUS	10 APR 1968	2:19:38	9:27														
							15:39 (35)	31:26 (48)	46:26 (36)	1:01:41 (19)	1:05:06 (23)	1:17:04 (23)	1:35:15 (26)	1:52:52 (25)	2:11:31 (31)					
							15:47	15:47	15:00	15:15	3:25	11:58	18:11	17:37	18:39					
35	1646	LOSKUTOV Pavel	EST	2 DEC 1969	2:19:41	9:30														
							15:38 (17)	31:26 (48)	47:03 (65)	1:03:09 (64)	1:05:57 (43)	1:18:38 (44)	1:37:24 (44)	1:54:32 (39)	2:12:16 (35)					
							15:48	15:48	15:37	16:06	2:48	12:41	18:46	17:08	17:44					
36	3072	ROETHLIN Viktor	SUI	14 OCT 1974	2:20:06	9:55														
							15:40 (53)	31:27 (59)	46:59 (60)	1:03:02 (52)	1:06:33 (49)	1:19:13 (48)	1:37:31 (55)	1:54:39 (43)	2:12:37 (36)					
							15:47	15:47	15:32	16:03	3:31	12:40	18:18	17:08	17:58					
37	1868	FIETZ Michael	GER	13 NOV 1967	2:20:09	9:58														
							15:40 (53)	31:27 (59)	46:59 (60)	1:03:03 (60)	1:07:19 (60)	1:19:44 (52)	1:37:27 (54)	1:54:33 (41)	2:12:38 (37)					
							15:47	15:47	15:32	16:04	4:16	12:25	17:43	17:06	18:05					
38	3174	MANSOURI Tahar	TUN	9 JAN 1965	2:20:33	10:22														SB
							15:41 (70)	31:45 (73)	47:44 (73)	1:03:54 (71)	1:07:35 (64)	1:20:15 (62)	1:37:54 (57)	1:55:30 (49)	2:13:05 (40)					
							16:04	15:59	16:10	3:41	12:40	17:39	17:36	17:35	17:35					
39	1442	MOLINA Jose Luis	CRC	8 MAR 1965	2:20:37	10:26														
							15:46 (86)	31:45 (73)	47:56 (77)	1:04:14 (75)	1:08:12 (69)	1:20:47 (67)	1:38:25 (62)	1:55:39 (50)	2:13:12 (41)					
							15:59	16:11	16:18	3:58	12:35	17:38	17:14	17:33	17:33					
40	3417	TARAZONA Carlos	VEN	14 AUG 1965	2:20:39	10:28														
							15:38 (17)	31:27 (59)	46:47 (51)	1:02:50 (49)	1:06:31 (48)	1:19:47 (58)	1:37:48 (56)	1:55:44 (51)	2:13:20 (42)					
							15:49	15:20	16:03	3:41	13:16	18:01	17:56	17:36	17:36					
41	2316	SATO Nobuyuki	JPN	8 AUG 1972	2:20:52	10:41														SB
							15:37 (8)	31:23 (10)	46:17 (7)	1:01:41 (19)	1:05:05 (17)	1:17:01 (13)	1:33:56 (14)	1:52:08 (22)	2:12:38 (37)					
							15:46	14:54	15:24	3:24	11:56	16:55	18:12	20:30	20:30					
42	1591	JUZDADO Alberto	ESP	20 AUG 1966	2:21:18	11:07														
							15:38 (17)	31:25 (33)	46:23 (34)	1:01:41 (19)	1:05:06 (23)	1:17:15 (27)	1:35:03 (24)	1:54:30 (35)	2:13:23 (44)					
							15:47	14:58	15:18	3:25	12:09	17:48	19:27	18:53	18:53					

LEGEND / LEGENDE			
No	Number / Numéro	SB	Season Best / Meilleure perf. sai.
WB	World Best / Meilleur perf. mond.	NB	National Best / M. P. National
OB	Olympic Best / M. P. Olympique		

ATHLETISME
Athletics
ATHLETISME
Athletics
ATHLETISME
Athletics
ATHLETISME
Athletics

**RESULTS****RESULTATS****MEN'S MARATHON
FINAL****MARATHON - HOMMES
FINALE**

SUN 1 OCT 2000

OLYMPIC STADIUM

DIM 1 OCT 2000

WB	2:05:42	KHANNOUCHI Khalid	MAR Chicago (USA)	24/10/99
OB	2:09:21	LOPES Carlos	POR Los Angeles (USA)	12/08/84

Rank	No	Name	NOC Code	Date of Birth	Result	Time Behind					
	5km	10km	15km	20km	Half	25km	30km	35km	40km		
43	2845	MAREMANE Johannes	RSA	27 SEP 1965	2:21:25	11:14					
	15:39 (35)	31:25 (33)	46:36 (46)	1:02:23 (44)	1:05:57 (43)	1:19:14 (49)	1:37:25 (49)	1:54:31 (38)	2:12:49 (39)		
	15:46	15:11	15:47	3:34	13:17	18:11	17:06	18:18			
44	1317	DEACON Bruce	CAN	5 DEC 1966	2:21:38	11:27					
	15:39 (35)	31:25 (33)	46:37 (48)	1:02:54 (51)	1:06:41 (51)	1:19:45 (55)	1:37:25 (49)	1:55:03 (46)	2:13:20 (42)		
	15:46	15:12	16:17	3:47	13:04	17:40	17:38	18:17			
45	2416	CHUNG Nam-Kyun	KOR	23 OCT 1978	2:22:23	12:12					
	15:38 (17)	31:25 (33)	46:32 (43)	1:03:02 (52)	1:06:41 (51)	1:19:44 (52)	1:37:24 (44)	1:54:50 (45)	2:14:08 (45)		
	15:47	15:07	16:30	3:39	13:03	17:40	17:26	19:18			
46	3249	GARCIA Nestor	URU	6 JUL 1975	2:22:30	12:19					
	15:39 (35)	31:26 (48)	46:17 (7)	1:01:41 (19)	1:05:06 (23)	1:17:15 (27)	1:35:30 (28)	1:54:30 (35)	2:14:08 (45)		
	15:47	16:18	15:24	3:25	12:09	18:15	19:00	19:38			
47	1556	SOLIMAN Ahmed Abdelmougod	EGY	19 DEC 1970	2:22:47	12:36					
	15:42 (80)	31:40 (71)	47:36 (72)	1:03:53 (69)	1:07:31 (63)	1:20:27 (65)	1:38:24 (61)	1:56:24 (55)	2:14:42 (49)		
	15:58	15:56	16:17	3:38	12:56	17:57	18:00	18:18			
48	2605	SWARTBOOI Luketz	NAM	7 FEB 1966	2:22:55	12:44					
	15:37 (8)	31:23 (10)	46:19 (27)	1:01:40 (4)	1:05:05 (17)	1:17:03 (19)	1:35:29 (27)	1:54:06 (32)	2:14:17 (47)		
	15:46	14:56	15:21	3:25	11:58	18:26	18:37	20:11			
49	1027	BERNADO Antoni	AND	9 DEC 1966	2:23:03	12:52					
	16:16 (91)	32:33 (87)	48:39 (81)	1:04:50 (79)	1:08:24 (72)	1:21:08 (70)	1:39:08 (65)	1:57:09 (59)	2:15:31 (51)		
	16:17	16:06	16:11	3:34	12:44	18:00	18:01	18:22			
50	2758	NOVO Luis	POR	29 MAY 1970	2:23:04	12:53					
	15:40 (53)	31:58 (76)	48:20 (78)	1:01:45 (31)	1:05:22 (35)	1:17:57 (36)	1:36:25 (38)	1:54:45 (44)	2:14:38 (48)		
	16:18	16:22	13:25	3:37	12:35	18:28	18:20	19:53			
51	3115	BHEMBE Lucky Willie	SWZ	25 OCT 1973	2:23:38	13:27					
	15:40 (53)	31:27 (59)	47:16 (68)	1:03:34 (67)	1:07:37 (65)	1:20:19 (63)	1:39:35 (68)	1:57:22 (62)	2:15:48 (53)		PB
	15:47	15:49	16:18	4:03	12:42	19:16	17:47	18:26			
52	2518	ELAFOUI Boubker	MAR	1 JAN 1969	2:23:53	13:42					
	15:41 (70)	32:33 (87)	47:09 (67)	1:03:20 (66)	1:07:30 (61)	1:20:01 (59)	1:37:57 (58)	1:56:15 (54)	2:15:20 (50)		
	16:52	14:36	16:11	4:10	12:31	17:56	18:18	19:05			
53	1564	ANTON Abel	ESP	24 OCT 1962	2:24:04	13:53					
	15:41 (70)	31:40 (71)	46:18 (19)	1:01:45 (31)	1:07:30 (61)	1:18:22 (37)	1:37:25 (49)	1:56:41 (56)	2:15:51 (54)		
	15:59	14:38	15:27	5:45	10:52	19:03	19:16	19:10			
54	1865	EICH Carsten	GER	9 JAN 1970	2:24:11	14:00					
	15:38 (17)	31:25 (33)	46:27 (37)	1:02:06 (40)	1:05:33 (37)	1:18:25 (39)	1:36:37 (39)	1:55:24 (47)	2:15:42 (52)		
	15:47	15:02	15:39	3:27	12:52	18:12	18:47	20:18			
55	2548	VLAS Valeriu	MDA	6 AUG 1971	2:24:35	14:24					
	16:18 (92)	32:33 (87)	48:39 (81)	1:04:49 (78)	1:08:24 (72)	1:21:08 (70)	1:38:25 (62)	1:56:00 (53)	2:16:05 (56)		
	16:15	16:06	16:10	3:35	12:44	17:17	17:35	20:05			
56	1816	STEINLE Mark	GBR	22 NOV 1974	2:24:42	14:31					
	15:38 (17)	31:25 (33)	46:17 (7)	1:01:40 (4)	1:05:05 (17)	1:17:21 (31)	1:37:10 (43)	1:55:53 (52)	2:16:28 (57)		
	15:47	14:52	15:23	3:25	12:16	19:49	18:43	20:35			

LEGEND / LEGENDE

No	Number / Numéro	SB	Season Best / Meilleure perf. sai.
WB	World Best / Meilleur perf. mond.	NB	National Best / M. P. National
OB	Olympic Best / M. P. Olympique	PB	Personal Best / Record personnel

**RESULTS****RESULTATS****MEN'S MARATHON
FINAL****MARATHON - HOMMES
FINALE**

SUN 1 OCT 2000

OLYMPIC STADIUM

DIM 1 OCT 2000

WB	2:05:42	KHANNOUCHI Khalid	MAR Chicago (USA)	24/10/99
OB	2:09:21	LOPES Carlos	POR Los Angeles (USA)	12/08/84

Rank	No	Name	NOC Code	Date of Birth	Result	Time Behind									
							5km	10km	15km	20km	Half	25km	30km	35km	40km
57	3189	MALINGA Alex	UGA	27 JUL 1974	2:24:53	14:42	15:41 (70)	31:26 (48) 15:45	47:44 (73) 16:18	1:04:25 (76) 16:41	1:08:31 (74) 4:06	1:21:10 (72) 12:39	1:39:30 (67) 18:20	1:57:39 (63) 18:09	2:16:38 (58) 18:59
58	1035	CORTINEZ Oscar	ARG	4 AUG 1973	2:25:01	14:50	15:46 (86)	31:56 (75) 16:10	47:54 (76) 15:58	1:04:00 (72) 16:06	1:07:52 (68) 3:52	1:20:27 (65) 12:35	1:38:22 (60) 17:55	1:56:56 (58) 18:34	2:16:02 (55) 19:06
59	2781	KIL Jae Son	PRK	5 MAY 1975	2:25:13	15:02	15:39 (35)	31:36 (69) 15:57	48:20 (78) 16:44	1:04:50 (79) 16:30	1:08:40 (75) 3:50	1:22:21 (75) 13:41	1:41:08 (74) 18:47	1:59:25 (68) 18:17	2:17:28 (60) 18:03
60	1287	STEFANOV Petko	BUL	19 JAN 1972	2:26:24	16:13	15:44 (83)	32:15 (82) 16:31	48:50 (86) 16:35	1:05:43 (84) 16:53	1:10:34 (82) 4:51	1:23:08 (79) 12:34	1:42:04 (75) 18:56	2:00:34 (70) 18:30	2:19:02 (62) 18:28
61	3119	BAYO Zebedayo	TAN	20 MAY 1976	2:26:24	16:13	15:40 (53)	31:25 (33) 15:45	46:30 (42) 15:05	1:02:22 (42) 15:52	1:05:53 (41) 3:31	1:18:36 (42) 12:43	1:36:44 (40) 18:08	1:55:24 (47) 18:40	2:17:05 (59) 21:41
62	3022	KEJZAR Roman	SLO	11 FEB 1966	2:26:38	16:27	15:37 (8)	31:26 (48) 15:49	47:06 (66) 15:40	1:03:36 (68) 16:30	1:08:20 (71) 4:44	1:20:55 (68) 12:35	1:40:01 (72) 19:06	1:59:07 (67) 19:06	2:18:42 (61) 19:35
63	1959	HARAMIS Panayiotis	GRE	28 JAN 1971	2:26:55	16:44	15:39 (35)	32:51 (91) 17:12	48:51 (87) 16:00	1:05:17 (82) 16:26	1:08:58 (77) 3:41	1:22:33 (77) 13:35	1:39:35 (68) 17:02	1:59:06 (65) 19:31	2:19:05 (63) 19:59
64	2563	PAREDES Benjamin	MEX	7 AUG 1961	2:27:17	17:06	15:41 (70)	31:25 (33) 15:44	46:49 (55) 15:24	1:03:07 (63) 16:18	1:06:48 (58) 3:41	1:20:07 (60) 13:19	1:39:21 (66) 19:14	2:00:34 (70) 21:13	2:19:36 (64) 19:02
65	2415	BAEK Seung-Do	KOR	16 JUN 1968	2:28:25	18:14	15:37 (8)	31:25 (33) 15:46	46:48 (53) 15:23	1:03:02 (52) 16:14	1:07:38 (66) 4:36	1:20:07 (60) 12:29	1:39:35 (68) 19:28	2:00:50 (73) 21:15	2:20:02 (65) 19:12
66	1091	TROOP Lee	AUS	22 MAR 1973	2:29:32	19:21	15:37 (8)	31:23 (10) 15:46	46:17 (7) 14:54	1:01:40 (4) 15:23	1:05:02 (4) 3:22	1:17:01 (13) 11:59	1:36:59 (42) 19:58	1:58:46 (64) 21:47	2:20:26 (66) 21:40
67	1440	ZEFERINO Antonio	CPV	17 JAN 1966	2:29:46	19:35	15:46 (86)	32:31 (85) 16:45	49:07 (88) 16:36	1:06:15 (87) 17:08	1:10:02 (80) 3:47	1:23:42 (81) 13:40	1:42:54 (78) 19:12	2:01:57 (74) 19:03	2:21:23 (68) 19:26
68	3144	ZABAVSKII Sergei	TJK	15 JAN 1974	2:30:29	20:18	15:43 (82)	32:04 (78) 16:21	48:40 (84) 16:36	1:05:43 (84) 17:03	1:10:50 (84) 5:07	1:23:25 (80) 12:35	1:42:54 (78) 19:29	2:02:38 (75) 19:44	2:22:32 (69) 19:54
69	3267	DEHAVEN Rod	USA	21 SEP 1966	2:30:46	20:35	15:40 (53)	31:26 (48) 15:46	46:53 (59) 15:27	1:04:43 (77) 17:50	1:08:18 (70) 3:35	1:20:56 (69) 12:38	1:39:45 (71) 18:49	1:59:06 (65) 19:21	2:21:06 (67) 22:00
70	2406	AKYLBKOV Nazirdin	KGZ	14 JUL 1966	2:31:26	21:15	16:27 (94)	33:44 (96) 17:17	50:49 (93) 17:05	1:07:47 (90) 16:58	1:11:31 (86) 3:44	1:25:04 (86) 13:33	1:44:26 (82) 19:22	2:03:38 (78) 19:12	2:23:09 (70) 19:31

LEGEND / LEGENDE

No	Number / Numéro	SB	Season Best / Meilleure perf. sai.
WB	World Best / Meilleur perf. mond.	NB	National Best / M. P. National
OB	Olympic Best / M. P. Olympique	PB	Personal Best / Record personnel



WB	2:05:42	KHANNOUCHI Khalid	MAR Chicago (USA)	24/10/99
OB	2:09:21	LOPES Carlos	POR Los Angeles (USA)	12/08/84

Rank	No	Name	NOC Code	Date of Birth	Result	Time Behind							
					5km	10km	15km	20km	Half	25km	30km	35km	40km
71	2119	da COSTA Calisto	IOA	6 FEB 1979	2:33:11	23:00							
					16:10 (90)	33:10 (92)	49:50 (89)	1:06:43 (88)	1:10:37 (83)	1:24:16 (82)	1:43:29 (81)	2:03:17 (76)	2:24:42 (71)
					17:00	16:40	16:53	3:54	13:39	19:13	19:48	21:25	
72	1251	CONDORI Marco Ivan	BOL	26 MAR 1966	2:34:11	24:00							
					16:22 (93)	33:32 (95)	50:42 (92)	1:08:07 (92)	1:11:58 (90)	1:25:51 (88)	1:45:43 (84)	2:05:02 (80)	2:25:07 (72)
					17:10	17:10	17:25	3:51	13:53	19:52	19:19	20:05	
73	3046	GAMAGE Sarath Prasanna	SRI	27 JAN 1972	2:34:39	24:28							
					15:40 (53)	32:05 (79)	48:39 (81)	1:05:49 (86)	1:10:51 (85)	1:24:40 (85)	1:49:22 (86)	2:07:40 (83)	2:26:03 (73)
					16:25	16:34	17:10	5:02	13:49	24:42	18:18	18:23	
74	3041	MACINA Gian Luigi	SMR	17 DEC 1963	2:35:42	25:31							
					16:57 (98)	34:36 (97)	52:25 (94)	1:10:21 (93)	1:14:20 (91)	1:28:09 (89)	1:47:13 (85)	2:06:15 (82)	2:26:17 (74)
					17:49	17:49	17:56	3:29	13:49	19:04	19:02	20:02	
75	1263	de LIMA Vanderlei	BRA	11 AUG 1969	2:37:08	26:57							
					15:41 (70)	31:26 (48)	46:27 (37)	1:01:44 (30)	1:05:09 (33)	1:17:42 (32)	1:36:11 (36)	1:56:43 (57)	2:27:30 (75)
					15:45	15:01	15:17	3:25	12:33	18:29	20:32	30:47	
76	1217	PETROVIC Zeljko	BIH	13 SEP 1969	2:38:29	28:18							
					16:31 (95)	33:31 (94)	50:34 (91)	1:07:51 (91)	1:11:43 (88)	1:25:35 (87)	1:45:24 (83)	2:05:57 (81)	2:28:46 (78)
					17:00	17:03	17:17	3:52	13:52	19:49	20:33	22:49	
77	1256	MASO Tiyapo	BOT	30 DEC 1972	2:38:53	28:42							
					15:01 (1)	29:58 (1)	45:05 (1)	1:00:46 (1)	1:04:27 (1)	1:16:55 (1)	1:36:22 (37)	1:57:13 (60)	2:27:30 (75)
					14:57	15:07	15:41	3:41	12:28	19:27	20:51	30:17	
78	1215	KODZO Djuro	BIH	13 MAY 1971	2:39:14	29:03							
					16:31 (95)	33:30 (93)	50:33 (90)	1:07:46 (89)	1:11:31 (86)	1:24:39 (84)	1:43:25 (80)	2:03:19 (77)	2:28:12 (77)
					16:59	17:03	17:13	3:45	13:08	18:46	19:54	24:53	
79	3416	SEMPRUN Jose Alejandro	VEN	12 MAR 1973	3:00:02	49:51							
					15:14 (2)	30:41 (2)	46:08 (2)	1:01:49 (34)	1:05:25 (36)	1:18:53 (46)	1:42:07 (76)	2:13:43 (84)	2:50:13 (80)
					15:27	15:27	15:41	3:36	13:28	23:14	31:36	36:30	
80	1308	TO Rithya	CAM	10 OCT 1967	3:03:56	53:45							
					18:03 (99)	37:05 (99)	55:53 (96)	1:15:13 (95)	1:19:33 (93)	1:35:23 (90)	1:58:27 (87)	2:24:16 (85)	2:52:00 (81)
					19:02	19:02	18:48	19:20	4:20	15:50	23:04	25:49	27:44
81	1768	RODRIQUEZ Elias	FSM	23 AUG 1964	3:09:14	59:03							
					19:02 (100)	39:55 (100)	1:00:49 (97)	1:21:19 (96)	1:25:47 (94)	1:41:50 (92)	2:04:14 (88)	2:28:22 (86)	2:56:06 (82)
					20:53	20:54	20:30	4:28	16:03	22:24	24:08	27:44	
	2182	BALDINI Stefano	ITA	25 MAY 1971	DNF								
					15:39 (35)	31:23 (10)	46:48 (53)						
					15:44	15:25							
	1709	BEHAR Abdellah	FRA	5 JUL 1963	DNF								
					15:38 (17)	31:23 (10)	46:17 (7)	1:01:40 (4)	1:05:05 (17)	1:17:10 (26)	1:36:09 (34)		
					15:45	14:54	15:23	3:25	12:05	18:59			
	1425	CARRASCO Jose Alirio	COL	22 FEB 1976	DNF								
					15:46 (86)	32:14 (80)	48:46 (85)	1:05:37 (83)	1:11:43 (88)	1:24:19 (83)			
					16:28	16:32	16:51	6:06	12:36				

LEGEND / LEGENDE

No	Number / Numéro	SB	Season Best / Meilleure perf. sai.	DNF	Did Not Finish / Abandon
WB	World Best / Meilleur perf. mond.	NB	National Best / M. P. National		
OB	Olympic Best / M. P. Olympique	PB	Personal Best / Record personnel		

**RESULTS****RESULTATS****MEN'S MARATHON
FINAL****MARATHON - HOMMES
FINALE**

SUN 1 OCT 2000

OLYMPIC STADIUM

DIM 1 OCT 2000

WB	2:05:42	KHANNOUCHI Khalid	MAR Chicago (USA)	24/10/99
OB	2:09:21	LOPES Carlos	POR Los Angeles (USA)	12/08/84

Rank	No	Name	NOC Code	Date of Birth	Result	Time Behind					
	5km	10km	15km	20km	Half	25km	30km	35km	40km		
	2371	CHERUIYOT Kenneth	KEN	2 AUG 1974	DNF						
	15:37 (8)	31:23 (10)	46:18 (19)	1:03:06 (62)							
		15:46	14:55	16:48							
	2468	EDELI Adel M	LBA	17 JUN 1971	DNF						
	15:38 (17)	31:27 (59)	47:29 (69)	1:04:05 (73)	1:10:10 (81)	1:22:49 (78)	1:40:26 (73)	1:59:52 (69)			
		15:49	16:02	16:36	6:05	12:39	17:37	19:26			
	1262	FIALHO Eder	BRA	4 MAY 1973	DNF						
	15:39 (35)	31:36 (69)	47:33 (71)	1:03:53 (69)	1:09:02 (78)	1:21:39 (73)					
		15:57	15:57	16:20	5:09	12:37					
	2707	GLADKI Piotr	POL	8 FEB 1972	DNF						
	15:40 (53)	31:24 (24)	46:28 (41)	1:03:15 (65)							
		15:44	15:04	16:47							
	2305	INUBUSHI Takayuki	JPN	11 AUG 1972	DNF						
	15:39 (35)	31:23 (10)	46:18 (19)	1:01:40 (4)	1:05:03 (9)	1:16:59 (7)	1:34:16 (17)	1:51:53 (21)			
		15:44	14:55	15:22	3:23	11:56	17:17	17:37			
	2806	JAMAL Rashid K	QAT	3 FEB 1979	DNF						
	15:44 (83)	31:58 (76)	48:29 (80)	1:05:11 (81)	1:08:57 (76)	1:22:31 (76)	1:42:45 (77)	2:04:53 (79)	2:45:04 (79)		
		16:14	16:31	16:42	3:46	13:34	20:14	22:08	40:11		
	1421	KALOMBO Willy	COD	7 JUN 1970	DNF						
	15:41 (70)	32:14 (80)	46:22 (32)	1:01:50 (35)	1:05:08 (31)	1:17:16 (29)	1:36:46 (41)				
		16:33	14:08	15:28	3:18	12:08	19:30				
	2385	LAGAT Elijah	KEN	19 JUN 1966	DNF						
	15:40 (53)	32:24 (84)									
		16:44									
	2207	MODICA Vincenzo	ITA	2 MAR 1971	DNF						
	15:39 (35)	31:22 (3)	46:22 (32)	1:01:45 (31)	1:05:14 (34)						
		15:43	15:00	15:23	3:29						
	1197	NDAYISENGA Patrick	BDI	28 OCT 1971	DNF						
	15:36 (3)	31:22 (3)	46:49 (55)	1:03:02 (52)	1:06:41 (51)						
		15:46	15:27	16:13	3:39						
	1545	OMAR Daher Gadid	DJI	1 JAN 1966	DNF						
	15:45 (85)	32:16 (83)									
		16:31									
	1047	RODRIGUEZ Richard	ARU	10 DEC 1969	DNF						
	16:35 (97)	35:11 (98)	54:18 (95)	1:14:06 (94)	1:18:42 (92)	1:35:34 (91)					
		18:36	19:07	19:48	4:36	16:52					
	1271	SILVA Osmiro	BRA	9 OCT 1961	DNF						
	15:39 (35)	31:26 (48)	47:30 (70)	1:04:05 (73)	1:09:02 (78)	1:21:40 (74)					
		15:47	16:04	16:35	4:57	12:38					
	3121	SIMON Angelo Peter	TAN	6 DEC 1974	DNF						
	15:37 (8)	31:23 (10)	46:36 (46)	1:02:22 (42)	1:07:07 (59)	1:19:45 (55)	1:38:27 (64)	2:00:44 (72)			
		15:46	15:13	15:46	4:45	12:38	18:42	22:17			

LEGEND / LEGENDE

No	Number / Numéro	SB	Season Best / Meilleure perf. sai.	DNF	Did Not Finish / Abandon
WB	World Best / Meilleur perf. mond.	NB	National Best / M. P. National		
OB	Olympic Best / M. P. Olympique	PB	Personal Best / Record personnel		

**RESULTS****RESULTATS****MEN'S MARATHON
FINAL****MARATHON - HOMMES
FINALE**

SUN 1 OCT 2000

OLYMPIC STADIUM

DIM 1 OCT 2000

WB	2:05:42	KHANNOUCHI Khalid	MAR Chicago (USA)	24/10/99
OB	2:09:21	LOPES Carlos	POR Los Angeles (USA)	12/08/84

Rank	No	Name	NOC Code	Date of Birth	Result	Time Behind					
	5km	10km	15km	20km	Half	25km	30km	35km	40km		
	3095		STEFKO Robert		SVK	28 MAY 1968					DNF
	15:40 (53)	31:27 (59) 15:47	46:59 (60) 15:32	1:03:02 (52) 16:03	1:07:45 (67) 4:43	1:20:24 (64) 12:39	1:38:03 (59) 17:39	1:57:16 (61) 19:13			
	3120		WILBROD Fokasi		TAN	4 MAY 1970					DNF
	15:37 (8)	32:31 (85) 16:54									

ATHLETISME

Athletics

ATHLETISME

Athletics

ATHLETISME

Athletics


ATHLETISME

Athletics

LEGEND / LEGENDE

No	Number / Numéro	SB	Season Best / Meilleure perf. sai.	DNF	Did Not Finish / Abandon
WB	World Best / Meilleur perf. mond.	NB	National Best / M. P. National		
OB	Olympic Best / M. P. Olympique	PB	Personal Best / Record personnel		

The 2000 Sydney Olympic Games - Marathon Men Final



Results Wind: no measurement

Rank	La	Bib Nu		Time	R_time
1.	1	1651	Abera Gezahgne	ETH	2:10:11
2.	3	2394	Wainaina Eric	KEN	2:10:31
3.	2	1663	Tola Tesfaye	ETH	2:11:10
4.	4	1780	Brown Jon	GBR	2:11:17
5.	9	2202	Leone Giacomo	ITA	2:12:14
6.	11	1582	Fiz Martin	ESP	2:13:06
7.	5	2520	El Mouaziz Abdelkader	MAR	2:13:49
8.	8	1735	Ouaadi Mohamed	FRA	2:14:04
9.	7	3454	Chimusasa Tendai	ZIM	2:14:19

Start: 1.10.2000 16:00:01.521M @250
 Print: 1.10.2000 18:45:04 @364

Scan'O'Vision Color
 Race ID: MMARF100

swatch+TIMING

Photo credit: © 2000 Swatch Timing Ltd.
 All rights reserved
 If this photo is used for any commercial purpose, layout and copy have to be submitted to any recognizable person prior to release. The producer does not assume any responsibility.



TM © SOCOG 1996

**RESULTS****RESULTATS****WOMEN'S 20KM WALK
FINAL
20 KM MARCHÉ - FEMMES
FINALE**

THU 28 SEP 2000

OLYMPIC STADIUM

JEU 28 SEPT 2000

WB	1:25:18	GUDKOVA Tatyana	RUS Moscow (RUS)	19/05/00
-----------	----------------	------------------------	-------------------------	-----------------

Rank	No	Name	NOC Code	Date of Birth	Result	Time Behind														
							2km	4km	6km	8km	10km	12km	14km	16km	18km					
1	1389	WANG Liping	CHN	8 JUL 1976	1:29:05	>	~	OB												
	9:13 (3)	18:22 (27) 9:09	27:20 (9) 8:58	36:03 (4) 8:43	44:55 (2) 8:52	53:41 (4) 8:46	1:02:30 (5) 8:49	1:11:19 (5) 8:49	1:20:11 (1) 8:52											
2	2673	PLAETZER Kjersti	NOR	18 JAN 1972	1:29:33			0:28												
	9:13 (3)	18:21 (15) 9:08	27:19 (2) 8:58	36:03 (4) 8:44	44:55 (2) 8:52	53:41 (4) 8:46	1:02:25 (1) 8:44	1:11:15 (4) 8:50	1:20:17 (2) 9:02											
3	1643	VASCO Maria	ESP	26 DEC 1975	1:30:23			1:18												
	9:13 (3)	18:22 (27) 9:09	27:23 (22) 9:01	36:16 (15) 8:53	45:12 (13) 8:56	54:05 (10) 8:53	1:03:01 (6) 8:56	1:11:59 (6) 8:58	1:21:08 (3) 9:09											
4	2223	ALFRIDI Erica	ITA	22 FEB 1968	1:31:25			2:20	~	>										
	9:13 (3)	18:20 (6) 9:07	27:19 (2) 8:59	36:02 (2) 8:43	44:55 (2) 8:52	53:52 (6) 8:57	1:03:01 (6) 9:09	1:12:18 (7) 9:17	1:21:47 (4) 9:29											
5	2578	SANCHEZ Guadalupe	MEX	3 JAN 1971	1:31:33			2:28	~											
	9:13 (3)	18:20 (6) 9:07	27:20 (9) 9:00	36:06 (10) 8:46	45:04 (11) 8:58	54:04 (9) 9:00	1:03:12 (8) 9:08	1:12:33 (9) 9:21	1:22:05 (5) 9:32											
6	2819	CIMPEAN Norica	ROM	22 MAR 1972	1:31:50			2:45												
	9:13 (3)	18:20 (6) 9:07	27:20 (9) 9:00	36:08 (11) 8:48	45:03 (10) 8:55	54:14 (12) 9:11	1:03:28 (12) 9:14	1:12:59 (11) 9:31	1:22:21 (7) 9:22											
7	1135	SAXBY-JUNNA Kerry	AUS	2 JUN 1961	1:32:02			2:57												
	9:13 (3)	18:21 (15) 9:08	27:20 (9) 8:59	36:13 (12) 8:53	44:59 (9) 8:46	54:05 (10) 9:06	1:03:14 (10) 9:09	1:12:32 (8) 9:18	1:22:05 (5) 9:33											
8	2937	GUDKOVA Tatyana	RUS	23 JAN 1978	1:32:35			3:30												
	9:13 (3)	18:21 (15) 9:08	27:20 (9) 8:59	36:03 (4) 8:43	44:55 (2) 8:52	53:56 (8) 9:01	1:03:13 (9) 9:17	1:12:57 (10) 9:44	1:22:49 (8) 9:52											
9	1242	MISYULYA Natalya	BLR	16 APR 1966	1:33:08			4:03	>	~										
	9:13 (3)	18:20 (6) 9:07	27:19 (2) 8:59	36:19 (17) 9:00	45:29 (17) 9:10	54:39 (13) 9:10	1:04:03 (13) 9:24	1:13:39 (12) 9:36	1:23:25 (9) 9:46											
10	2154	O'SULLIVAN Gillian	IRL	21 AUG 1976	1:33:10			4:05												
	9:13 (3)	18:22 (27) 9:09	27:28 (27) 9:06	36:35 (25) 9:07	45:47 (19) 9:12	55:06 (19) 9:19	1:04:33 (18) 9:27	1:14:00 (14) 9:27	1:23:32 (11) 9:32											
11	2000	PAPAGIANNI Athina	GRE	18 AUG 1980	1:33:14			4:09	>											PB
	9:13 (3)	18:21 (15) 9:08	27:26 (25) 9:05	36:34 (22) 9:08	45:50 (22) 9:16	55:07 (20) 9:17	1:04:29 (16) 9:22	1:14:00 (14) 9:31	1:23:35 (12) 9:35											
12	3242	SAVCHUK Valentina	UKR	19 JAN 1975	1:33:22			4:17												
	9:13 (3)	18:21 (15) 9:08	27:21 (19) 9:00	36:19 (17) 8:58	45:28 (16) 9:09	54:46 (14) 9:18	1:04:16 (14) 9:30	1:13:51 (13) 9:35	1:23:31 (10) 9:40											
13	2823	GROZA Ana Maria	ROM	1 JUN 1976	1:33:38			4:33												
	9:13 (3)	18:21 (15) 9:08	27:27 (26) 9:06	36:34 (22) 9:07	45:47 (19) 9:13	55:09 (21) 9:22	1:04:37 (19) 9:28	1:14:11 (16) 9:34	1:23:52 (13) 9:41											
14	2773	FEITOR Susana	POR	28 JAN 1975	1:33:53			4:48												
	9:13 (3)	18:21 (15) 9:08	27:20 (9) 8:59	36:14 (13) 8:54	45:22 (14) 9:08	54:47 (15) 9:25	1:04:27 (15) 9:40	1:14:22 (17) 9:55	1:24:03 (14) 9:41											

Cloudy Humidity : 93%
Air Temp.: 17°C/ 63°F
Wind : 9 km/h S

LEGEND / LEGENDE			
No Number / Numéro	~ Loss of Contact / Perte de contact		
WB World Best / Meilleur perf. mond.	OB Olympic Best / M. P. Olympique		
> Bent Knee / Genou plié	PB Personal Best / Record personnel		

CORRECTED RESULTSATHLETISME
Athletics
ATHLETISME
Athletics
ATHLETISME
Athletics
ATHLETISME
Athletics

WB	1:25:18	GUDKOVA Tatyana	RUS Moscow (RUS)	19/05/00
-----------	----------------	------------------------	-------------------------	-----------------

Rank	No	Name	NOC Code	Date of Birth	Result									Time Behind	
					2km	4km	6km	8km	10km	12km	14km	16km	18km		
15	2539	YUAN Yu Fang	MAS	2 JAN 1976	1:34:19									5:14	~ SB
	9:13 (3)	18:21 (15) 9:08	27:21 (19) 9:00	36:25 (20) 9:04	45:50 (22) 9:25	55:19 (23) 9:29	1:04:57 (23) 9:38	1:14:39 (19) 9:42	1:24:31 (16) 9:52						
16	2499	SALTANOVIC Kristina	LTU	20 FEB 1975	1:34:24									5:19	
	9:13 (3)	18:21 (15) 9:08	27:32 (29) 9:11	36:57 (29) 9:25	46:25 (28) 9:28	55:54 (27) 9:29	1:05:29 (27) 9:35	1:15:01 (24) 9:32	1:24:38 (17) 9:37						
17	3373	ROHL Michelle	USA	12 NOV 1965	1:34:26									5:21	~
	9:13 (3)	18:19 (2) 9:06	27:25 (24) 9:06	36:33 (21) 9:08	45:48 (21) 9:15	55:14 (22) 9:26	1:04:45 (21) 9:31	1:14:35 (18) 9:50	1:24:26 (15) 9:51						
18	2080	URBANIK Maria	HUN	12 FEB 1967	1:34:45									5:40	>
	9:13 (3)	18:19 (2) 9:06	27:23 (22) 9:04	36:37 (26) 9:14	46:00 (26) 9:23	55:33 (25) 9:33	1:05:13 (24) 9:40	1:14:58 (23) 9:45	1:24:46 (18) 9:48						
19	1908	GUMMELT Beate	GER	4 FEB 1968	1:34:59									5:54	
	9:13 (3)	18:23 (33) 9:10	27:20 (9) 8:57	36:23 (19) 9:03	45:31 (18) 9:08	54:56 (17) 9:25	1:04:43 (20) 9:47	1:14:54 (22) 10:11	1:24:55 (20) 10:01						
20	1626	GRANADOS Encarnacion	ESP	30 JAN 1972	1:35:06									6:01	>
	9:13 (3)	18:27 (38) 9:14	27:39 (32) 9:12	36:51 (27) 9:12	46:02 (27) 9:11	55:22 (24) 9:20	1:04:55 (22) 9:33	1:14:45 (20) 9:50	1:24:46 (18) 10:01						
21	2364	TOLSTAYA Svetlana	KAZ	9 AUG 1971	1:35:19									6:14	
	9:13 (3)	18:21 (15) 9:08	27:22 (21) 9:01	36:34 (22) 9:12	45:57 (25) 9:23	55:35 (26) 9:38	1:05:28 (26) 9:53	1:15:24 (25) 9:56	1:25:24 (21) 10:00						
22	1757	LEKSIR Nora	FRA	13 MAY 1974	1:35:29									6:24	~
	9:13 (3)	18:24 (35) 9:11	27:43 (35) 9:19	37:09 (32) 9:26	46:42 (30) 9:33	56:20 (29) 9:38	1:06:04 (29) 9:44	1:15:47 (26) 9:43	1:25:27 (22) 9:40						
23	1760	OUALI Fatih	FRA	28 OCT 1974	1:35:35									6:30	
	9:13 (3)	18:28 (41) 9:15	27:45 (37) 9:17	37:09 (32) 9:24	46:43 (34) 9:34	56:20 (29) 9:37	1:06:04 (29) 9:44	1:15:48 (28) 9:44	1:25:38 (23) 9:50						
24	3248	ZOZULYA Vira	UKR	31 AUG 1970	1:35:43									6:38	
	9:13 (3)	18:28 (41) 9:15	27:45 (37) 9:17	37:09 (32) 9:24	46:42 (30) 9:33	56:20 (29) 9:38	1:06:04 (29) 9:44	1:15:50 (30) 9:46	1:25:43 (24) 9:53						
25	2424	KIM Mi-Jung	KOR	10 JUN 1979	1:36:09									7:04	NB
	9:13 (3)	18:24 (35) 9:11	27:39 (32) 9:15	37:07 (30) 9:28	46:42 (30) 9:35	56:20 (29) 9:38	1:06:04 (29) 9:44	1:15:47 (26) 9:43	1:25:44 (25) 9:57						
26	2574	IBANEZ Mara	MEX	17 DEC 1974	1:36:17									7:12	>
	9:13 (3)	18:30 (44) 9:17	27:46 (40) 9:16	37:21 (40) 9:35	47:10 (41) 9:49	56:54 (39) 9:44	1:06:47 (38) 9:53	1:16:36 (34) 9:49	1:26:28 (28) 9:52						
27	1636	PEREZ Eva	ESP	18 JUL 1975	1:36:35									7:30	
	9:13 (3)	18:22 (27) 9:09	27:28 (27) 9:06	36:54 (28) 9:26	46:25 (28) 9:31	56:00 (28) 9:35	1:05:55 (28) 9:55	1:15:48 (28) 9:53	1:25:56 (26) 10:08						
28	1248	TSYBULSKAYA Valentina	BLR	19 FEB 1968	1:36:44									7:39	
	9:13 (3)	18:13 (1) 9:00	27:01 (1) 8:48	35:55 (1) 8:54	45:05 (12) 9:10	54:58 (18) 9:53	1:05:19 (25) 10:21	1:15:50 (30) 10:31	1:26:22 (27) 10:32						

Cloudy Humidity : 93%
Air Temp.: 17°C/ 63°F
Wind : 9 km/h S

LEGEND / LEGENDE

No Number / Numéro	~ Loss of Contact / Perte de contact	SB Season Best / Meilleure perf. sai.
WB World Best / Meilleur perf. mond.	OB Olympic Best / M. P. Olympique	NB National Best / M. P. National
> Bent Knee / Genou plié	PB Personal Best / Record personnel	

CORRECTED RESULTS



WB	1:25:18	GUDKOVA Tatyana	RUS Moscow (RUS)	19/05/00
-----------	----------------	------------------------	-------------------------	-----------------

Rank	No	Name	NOC Code	Date of Birth	Result									Time Behind
					2km	4km	6km	8km	10km	12km	14km	16km	18km	
29	2079	SZEBENSZKY Aniko	HUN	12 AUG 1965	1:36:46									7:41
	9:13 (3)	18:24 (35) 9:11	27:45 (37) 9:21	37:10 (36) 9:25	46:43 (34) 9:33	56:36 (35) 9:53	1:06:33 (35) 9:57	1:16:34 (32) 10:01	1:26:34 (29) 10:00					
30	2460	DUKURE Jolanta	LAT	20 SEP 1979	1:36:54									7:49
	9:13 (3)	18:27 (38) 9:14	27:44 (36) 9:17	37:10 (36) 9:26	46:44 (36) 9:34	56:31 (33) 9:47	1:06:29 (33) 9:58	1:16:36 (34) 10:07	1:26:47 (31) 10:11					
31	2495	MILUSAUSKAITE Sonata	LTU	31 AUG 1973	1:37:14									8:09
	9:13 (3)	18:28 (41) 9:15	27:55 (45) 9:27	37:28 (41) 9:33	47:05 (40) 9:37	56:43 (37) 9:38	1:06:31 (34) 9:48	1:16:35 (33) 10:04	1:26:46 (30) 10:11					
32	1241	KHMELNITSKAYA Larisa	BLR	23 SEP 1971	1:37:39									8:34
	9:13 (3)	18:23 (33) 9:10	27:39 (32) 9:16	37:08 (31) 9:29	46:42 (30) 9:34	56:35 (34) 9:53	1:06:34 (36) 9:59	1:16:42 (36) 10:08	1:27:03 (32) 10:21					
33	1832	KEHLER Lisa	GBR	15 MAR 1967	1:37:47									8:42
	9:13 (3)	18:31 (46) 9:18	27:48 (41) 9:17	37:15 (39) 9:27	46:51 (37) 9:36	56:42 (36) 9:51	1:06:44 (37) 10:02	1:16:56 (37) 10:12	1:27:18 (33) 10:22					
34	1562	MARTINEZ Ivis Haydee	ESA	5 JAN 1971	1:38:07									9:02
	9:13 (3)	18:22 (27) 9:09	27:35 (30) 9:13	37:10 (36) 9:35	46:52 (38) 9:42	56:53 (38) 10:01	1:07:07 (39) 10:14	1:17:25 (38) 10:18	1:27:55 (34) 10:30			~		
35	2150	LOUGHNANE Olive	IRL	14 JAN 1976	1:38:23									9:18
	9:13 (3)	18:30 (44) 9:17	27:53 (43) 9:23	37:30 (43) 9:37	47:22 (43) 9:52	57:18 (40) 9:56	1:07:31 (40) 10:13	1:17:45 (39) 10:14	1:27:55 (34) 10:10					
36	1996	KOKOTOU Christina	GRE	9 JAN 1972	1:38:52									9:47
	9:37 (55)	19:21 (54) 9:44	29:01 (54) 9:40	38:40 (47) 9:39	48:24 (47) 9:44	58:16 (43) 9:52	1:08:17 (42) 10:01	1:18:25 (40) 10:08	1:28:31 (36) 10:06					
37	2465	LIEPINA Anita	LAT	17 NOV 1967	1:39:17									10:12
	9:13 (3)	18:53 (52) 9:40	28:34 (49) 9:41	38:24 (46) 9:50	48:17 (45) 9:53	58:20 (45) 10:03	1:08:28 (43) 10:08	1:18:42 (42) 10:14	1:28:59 (37) 10:17					
38	3333	CHEN Yueling	USA	4 FEB 1973	1:39:36									10:31
	9:09 (1)	18:20 (6) 9:11	27:35 (30) 9:15	37:09 (32) 9:34	47:02 (39) 9:53	57:22 (41) 10:20	1:08:02 (41) 10:40	1:18:33 (41) 10:31	1:29:13 (38) 10:40			~		
39	1136	SHERIDAN-PAOLINI Lisa	AUS	10 DEC 1962	1:40:57									11:52
	9:13 (3)	18:22 (27) 9:09	27:48 (41) 9:26	37:39 (44) 9:51	47:52 (44) 10:13	58:16 (43) 10:24	1:08:47 (44) 10:31	1:19:28 (43) 10:41	1:30:14 (39) 10:46					
40	2357	KUZNETSOVA Yelena	KAZ	4 AUG 1977	1:42:45									13:40
	9:13 (3)	18:47 (51) 9:34	28:39 (50) 9:52	38:54 (51) 10:15	49:09 (48) 10:15	59:56 (49) 10:47	1:10:44 (48) 10:48	1:21:29 (44) 10:45	1:32:19 (40) 10:50			~		
41	2021	COLLADO Teresita	GUA	20 NOV 1971	1:43:28									14:23
	9:13 (3)	18:40 (49) 9:27	28:41 (51) 10:01	38:48 (49) 10:07	49:14 (50) 10:26	59:44 (46) 10:30	1:10:37 (46) 10:53	1:21:47 (45) 11:10	1:32:48 (41) 11:01					
42	1252	IRUSTA Geovana	BOL	26 SEP 1975	1:43:34									14:29
	9:13 (3)	18:45 (50) 9:32	28:41 (51) 9:56	38:51 (50) 10:10	49:09 (48) 10:18	59:49 (48) 10:40	1:10:45 (49) 10:56	1:22:01 (46) 11:16	1:32:48 (41) 10:47			>>		

Cloudy Humidity : 93%
Air Temp.: 17°C/ 63°F
Wind : 9 km/h S

LEGEND / LEGENDE

No Number / Numéro	OB Loss of Contact / Perte de contact	SB Season Best / Meilleure perf. sai.
WB World Best / Meilleur perf. mond.	PB Olympic Best / M. P. Olympique	NB National Best / M. P. National
> Bent Knee / Genou plié	PB Personal Best / Record personnel	

CORRECTED RESULTS

**RESULTS****RESULTATS****WOMEN'S 20KM WALK
FINAL****20 KM MARCHÉ - FEMMES
FINALE**THU 28 SEP 2000
JEU 28 SEPT 2000

OLYMPIC STADIUM

WB	1:25:18	GUDKOVA Tatyana	RUS Moscow (RUS)	19/05/00
-----------	----------------	------------------------	-------------------------	-----------------

Rank	No	Name	NOC Code	Date of Birth	Result	Time Behind					
	2km	4km	6km	8km	10km	12km	14km	16km	18km		
	1134	SAVILLE Jane	AUS	5 NOV 1974	DQ	> ~ 230.4					
	9:13 (3)	18:20 (6) 9:07	27:20 (9) 9:00	36:03 (4) 8:43	44:55 (2) 8:52	53:40 (1) 8:45	1:02:26 (3) 8:46	1:11:08 (2) 8:42			


Cloudy Humidity : 93%
 Air Temp.: 17°C/ 63°F
 Wind : 9 km/h S

LEGEND / LEGENDE

No Number / Numéro	OB Olympic Best / M. P. Olympique	Loss of Contact / Perte de contact	SB Season Best / Meilleure perf. sai.	DQ Disqualified / Disqualifié
WB World Best / Meilleur perf. mond.	PB Personal Best / Record personnel	DNF Did Not Finish / Abandon	NB National Best / M. P. National	
> Bent Knee / Genou plié				

CORRECTED RESULTS

The 2000 Sydney Olympic Games - 20km Walk Women Final



Results Wind: no measurement

Rank	La	Bib Nu		Time	R_time
1.	12	1389	Wang Liping	CHN	1:29:04.36
2.	44	2673	Plaetzer Kjersti	NOR	1:29:32.09
3.	16	1643	Vasco Maria	ESP	1:30:22.51
4.	29	2223	Alfridi Erica	ITA	1:31:24.28
5.	43	2578	Sanchez Guadalupe	MEX	1:31:32.93
6.	47	2819	Cimpean Norica	ROM	1:31:49.16
7.	3	1135	Saxby-Junna Kerry	AUS	1:32:01.55
8.	49	2937	Gudkova Tatyana	RUS	1:32:34.16
9.	7	1242	Misyulya Natalya	BLR	1:33:07.80

Start: 28. 9.2000 10:45:27.980 @031 Scan'O'Vision Color
 Print: 28. 9.2000 12:46:32 @115 Race ID: W20WF100

swatch  **TIMING**

Photo credit: © 2000 Swatch Timing Ltd.
 All rights reserved
 If this photo is used for any commercial purpose, layout and copy have to be submitted to any recognizable person prior to release.
 The producer does not assume any responsibility.



TM © SOCOG 1996



RESULTS

RESULTATS

WOMEN'S MARATHON
FINAL
MARATHON - FEMMES
FINALESUN 24 SEP 2000
DIM 24 SEPT 2000

OLYMPIC STADIUM

WB	2:20:43	LOROUPE Tegla	KEN Berlin (GER)	26/09/99
OB	2:24:52	BENOIT Joan	USA Los Angeles (USA)	05/08/84

Rank	No	Name	NOC Code	Date of Birth	Result	Time Behind								
					5km	10km	15km	20km	Half	25km	30km	35km	40km	
1	2338	TAKAHASHI Naoko	JPN	6 MAY 1972	2:23:14									OB
					17:00 (2)	34:21 (2)	51:20 (3)	1:08:10 (1)	1:11:45 (1)	1:24:48 (1)	1:41:39 (1)	1:58:26 (1)	2:15:19 (1)	
2	2831	SIMON Lidia	ROM	4 SEP 1973	2:23:22	0:08								
					17:01 (12)	34:22 (11)	51:20 (3)	1:08:10 (1)	1:11:45 (1)	1:24:48 (1)	1:41:39 (1)	1:58:28 (2)	2:15:47 (2)	
3	2397	CHEPCHUMBA Joyce	KEN	6 NOV 1970	2:24:45	1:31								SB
					17:00 (2)	34:21 (2)	51:20 (3)	1:08:21 (9)	1:12:00 (7)	1:25:13 (6)	1:42:29 (4)	1:59:34 (3)	2:16:56 (3)	
4	2405	WANJIRU Esther	KEN	27 MAR 1977	2:26:17	3:03								
					17:00 (2)	34:21 (2)	51:20 (3)	1:08:10 (1)	1:11:56 (5)	1:25:04 (4)	1:42:51 (5)	2:00:15 (4)	2:18:20 (4)	
5	2925	BIKTAGIROVA Madina	RUS	20 SEP 1964	2:26:33	3:19								SB
					17:01 (12)	34:22 (11)	51:20 (3)	1:08:21 (9)	1:12:18 (13)	1:25:25 (8)	1:43:20 (10)	2:01:11 (8)	2:19:16 (7)	
6	1667	ALEMU Efenesh	ETH	10 JAN 1975	2:26:54	3:40								
					17:01 (12)	34:22 (11)	51:20 (3)	1:08:15 (8)	1:12:00 (7)	1:25:13 (6)	1:42:51 (5)	2:00:38 (5)	2:19:00 (6)	
7	2341	YAMAGUCHI Eri	JPN	14 JAN 1973	2:27:03	3:49								SB
					17:00 (2)	34:21 (2)	51:20 (3)	1:08:30 (13)	1:12:18 (13)	1:25:59 (13)	1:44:01 (15)	2:01:49 (12)	2:19:20 (8)	
8	2784	HAM Bong Sil	PRK	24 JUL 1974	2:27:07	3:53								PB
					17:01 (12)	34:22 (11)	51:20 (3)	1:08:21 (9)	1:12:05 (11)	1:25:33 (11)	1:43:15 (9)	2:00:50 (6)	2:18:58 (5)	
9	1673	ROBA Fatuma	ETH	18 DEC 1973	2:27:38	4:24								
					17:01 (12)	34:22 (11)	51:20 (3)	1:08:43 (20)	1:12:35 (19)	1:26:12 (15)	1:43:57 (14)	2:01:40 (11)	2:19:48 (10)	
10	1388	REN Xiujuan	CHN	17 SEP 1974	2:27:55	4:41								
					17:01 (12)	34:23 (21)	51:21 (16)	1:08:34 (18)	1:12:01 (9)	1:25:33 (11)	1:43:09 (8)	2:01:03 (7)	2:19:38 (9)	
11	1123	McCANN Kerryn	AUS	2 MAY 1967	2:28:37	5:23								
					17:00 (2)	34:21 (2)	51:21 (16)	1:08:29 (12)	1:12:13 (12)	1:26:02 (14)	1:43:52 (13)	2:01:58 (13)	2:20:39 (11)	
12	2248	VICECONTE Maura	ITA	3 OCT 1967	2:29:26	6:12								
					17:00 (2)	34:21 (2)	51:19 (1)	1:08:13 (7)	1:12:01 (9)	1:25:28 (9)	1:43:41 (11)	2:02:04 (15)	2:21:36 (14)	
13	2402	LOROUPE Tegla	KEN	9 MAY 1973	2:29:45	6:31								
					17:00 (2)	34:23 (21)	52:01 (26)	1:09:26 (23)	1:12:39 (21)	1:26:34 (22)	1:43:45 (12)	2:01:17 (9)	2:20:41 (12)	
14	2411	BOGACHOVA Irina	KGZ	11 APR 1961	2:29:55	6:41								
					17:01 (12)	34:22 (11)	51:21 (16)	1:08:43 (20)	1:12:38 (20)	1:26:40 (23)	1:44:52 (19)	2:03:07 (16)	2:21:50 (15)	

Cloudy Humidity : 91 %
Air Temp.: 14°C/ 57°F
Wind : 9 km/h WS

LEGEND / LEGENDE
No Number / Numéro **SB** Season Best / Meilleure perf. sai.
WB World Best / Meilleur perf. mond. **PB** Personal Best / Record personnel
OB Olympic Best / M. P. Olympique

**RESULTS****RESULTATS****WOMEN'S MARATHON
FINAL
MARATHON - FEMMES
FINALE**

SUN 24 SEP 2000

OLYMPIC STADIUM

DIM 24 SEPT 2000

WB	2:20:43	LOROUPE Tegra	KEN Berlin (GER)	26/09/99
OB	2:24:52	BENOIT Joan	USA Los Angeles (USA)	05/08/84

Rank	No	Name	NOC Code	Date of Birth	Result	Time Behind														
							5km	10km	15km	20km	Half	25km	30km	35km	40km					
15	2330	ICHIHASHI Ari	JPN	22 NOV 1977	2:30:34	7:20														
							17:00 (2)	34:21 (2) 17:21	51:20 (3) 16:59	1:08:10 (1) 16:50	1:11:45 (1) 3:35	1:24:49 (3) 13:04	1:42:22 (3) 17:33	2:01:24 (10) 19:02	2:21:35 (13) 20:11					
16	2571	FERNANDEZ Adriana	MEX	4 APR 1971	2:30:51	7:37														
							17:00 (2)	34:21 (2) 17:21	51:20 (3) 16:59	1:08:12 (6) 16:52	1:11:48 (4) 3:36	1:25:04 (4) 13:16	1:42:56 (7) 17:52	2:02:01 (14) 19:05	2:22:00 (16) 19:59					
17	2070	FOLDING-NAGY Judit	HUN	9 DEC 1965	2:30:54	7:40														SB
							17:01 (12)	34:22 (11) 17:21	51:20 (23) 17:28	1:09:43 (24) 17:53	1:14:15 (25) 4:32	1:27:44 (24) 13:29	1:46:03 (22) 18:19	2:04:13 (19) 18:10	2:22:47 (17) 18:34					
18	2232	FERRARA Ornella	ITA	17 APR 1968	2:31:32	8:18														
							17:01 (12)	34:22 (11) 17:21	51:59 (25) 17:37	1:10:08 (27) 18:09	1:14:51 (28) 4:43	1:28:21 (27) 13:30	1:46:46 (24) 18:25	2:05:02 (23) 18:16	2:23:33 (19) 18:31					
19	3334	CLARK Christine	USA	10 OCT 1962	2:31:35	8:21														PB
							17:49 (47)	35:27 (42) 17:38	53:01 (37) 17:34	1:10:52 (31) 17:51	1:15:10 (30) 4:18	1:28:41 (30) 13:31	1:46:50 (25) 18:09	2:04:54 (22) 18:04	2:23:27 (18) 18:33					
20	2785	JONG Yong Ok	PRK	24 JAN 1981	2:31:40	8:26														PB
							17:02 (24)	34:34 (28) 17:32	52:18 (28) 17:44	1:10:05 (25) 17:47	1:14:39 (26) 4:34	1:28:11 (25) 13:32	1:46:31 (23) 18:20	2:05:02 (23) 18:31	2:23:33 (19) 18:31					
21	2774	MACHADO Manuela	POR	9 AUG 1963	2:32:29	9:15														
							17:02 (24)	34:23 (21) 17:21	51:21 (16) 16:58	1:08:31 (16) 17:10	1:12:20 (17) 3:49	1:26:12 (15) 13:52	1:44:49 (18) 18:37	2:04:16 (20) 19:27	2:24:03 (23) 19:47					
22	2620	WIJENBERG Nadezhda	NED	2 APR 1964	2:32:29	9:15														SB
							17:02 (24)	34:23 (21) 17:21	51:21 (16) 16:58	1:08:44 (22) 17:23	1:15:09 (29) 6:25	1:26:22 (20) 11:13	1:44:58 (20) 18:36	2:04:03 (17) 19:05	2:23:37 (21) 19:34					
23	2960	MORGUNOVA Lyubov	RUS	14 JAN 1971	2:32:35	9:21														
							17:01 (12)	34:22 (11) 17:21	51:21 (16) 16:59	1:08:30 (13) 17:09	1:12:18 (13) 3:48	1:26:15 (19) 13:57	1:45:18 (21) 19:03	2:04:23 (21) 19:05	2:23:57 (22) 19:34					
24	1920	OBEREM Sonja	GER	24 FEB 1973	2:33:45	10:31														
							17:02 (24)	34:23 (21) 17:21	51:50 (23) 17:27	1:10:09 (28) 18:19	1:14:06 (23) 3:57	1:28:28 (28) 14:22	1:47:34 (27) 19:06	2:06:10 (26) 18:36	2:25:09 (24) 18:59					
25	1554	TENORIO Martha	ECU	6 AUG 1966	2:33:54	10:40														
							17:03 (33)	34:35 (29) 17:32	52:17 (27) 17:42	1:10:10 (29) 17:53	1:14:06 (23) 3:56	1:28:37 (29) 14:31	1:47:38 (28) 19:01	2:06:33 (28) 18:55	2:25:36 (25) 19:03					
26	1845	SUTTON Marian	GBR	7 OCT 1963	2:34:33	11:19														
							17:28 (42)	35:23 (41) 17:55	53:10 (38) 17:47	1:11:15 (36) 18:05	1:16:37 (36) 5:22	1:30:04 (35) 13:27	1:48:21 (29) 18:17	2:06:49 (29) 18:28	2:26:06 (27) 19:17					
27	1367	OLIVERA Erika	CHI	4 JAN 1976	2:35:07	11:53														SB
							17:45 (46)	35:47 (43) 18:02	53:28 (39) 17:41	1:11:21 (37) 17:53	1:15:19 (32) 3:58	1:29:37 (32) 14:18	1:48:28 (30) 18:51	2:07:25 (30) 18:57	2:26:39 (28) 19:14					
28	2786	KIM Chang Ok	PRK	16 APR 1975	2:35:32	12:18														SB
							17:02 (24)	34:23 (21) 17:21	51:20 (3) 16:57	1:08:10 (1) 16:50	1:11:56 (5) 3:46	1:25:28 (9) 13:32	1:44:19 (16) 18:51	2:04:03 (17) 19:44	2:25:37 (26) 21:34					

Cloudy Humidity : 91 %
 Air Temp.: 14°C/ 57°F
 Wind : 9 km/h WS

LEGEND / LEGENDE
No Number / Numéro **SB** Season Best / Meilleure perf. sai.
WB World Best / Meilleur perf. mond. **PB** Personal Best / Record personnel
OB Olympic Best / M. P. Olympique

ATHLETISME Athletics ATHLETISME Athletics ATHLETISME Athletics ATHLETISME Athletics ATHLETISME Athletics

**RESULTS****RESULTATS****WOMEN'S MARATHON
FINAL
MARATHON - FEMMES
FINALE**

SUN 24 SEP 2000

OLYMPIC STADIUM

DIM 24 SEPT 2000

WB	2:20:43	LOROUPE Tegra	KEN Berlin (GER)	26/09/99
OB	2:24:52	BENOIT Joan	USA Los Angeles (USA)	05/08/84

Rank	No	Name	NOC Code	Date of Birth	Result	Time Behind									
							5km	10km	15km	20km	Half	25km	30km	35km	40km
29	2821	GHERASIM Alina	ROM	16 NOV 1971	2:36:16	13:02	17:00 (2)	34:21 (2)	51:20 (3)	1:08:30 (13)	1:12:20 (17)	1:26:12 (15)	1:44:48 (17)	2:05:15 (25)	2:27:02 (29)
30	1616	ALONSO Ana Isabel	ESP	16 AUG 1963	2:36:45	13:31	17:02 (24)	34:40 (32)	52:18 (28)	1:10:31 (30)	1:15:53 (33)	1:29:23 (31)	1:49:18 (31)	2:08:42 (32)	2:28:19 (31)
31	2860	de REUCK Colleen	RSA	13 APR 1964	2:36:48	13:34	17:02 (24)	34:36 (30)	52:18 (28)	1:10:05 (25)	1:14:49 (27)	1:28:17 (26)	1:47:05 (26)	2:06:22 (27)	2:27:20 (30)
32	2696	PORTILLO Maria	PER	10 APR 1972	2:36:50	13:36	17:02 (24)	34:39 (31)	52:26 (32)	1:11:07 (35)	1:16:38 (37)	1:30:12 (36)	1:49:23 (32)	2:08:41 (31)	2:28:22 (32)
33	1625	GONZALEZ Griselda	ESP	4 DEC 1965	2:38:28	15:14	17:04 (35)	34:59 (36)	52:49 (33)	1:11:05 (32)	1:16:39 (38)	1:30:13 (37)	1:50:04 (35)	2:09:39 (34)	2:29:47 (33)
34	2427	OH Mi-Ja	KOR	3 JUL 1970	2:38:42	15:28	17:01 (12)	34:44 (33)	52:49 (33)	1:11:05 (32)	1:15:10 (30)	1:30:03 (34)	1:49:41 (34)	2:09:45 (35)	2:30:17 (35)
35	1116	HOBSON Susan	AUS	13 MAR 1958	2:38:44	15:30	17:05 (37)	34:58 (35)	52:49 (33)	1:11:05 (32)	1:16:10 (34)	1:29:45 (33)	1:49:30 (33)	2:09:29 (33)	2:30:03 (34)
36	1669	EDATO Gadissie	ETH	15 MAR 1973	2:42:29	19:15	17:29 (43)	36:03 (44)	54:36 (45)	1:13:30 (45)	1:19:45 (44)	1:32:51 (43)	1:52:45 (38)	2:13:03 (38)	2:33:33 (36)
37	3182	AKTAS Serap	TUR	25 SEP 1971	2:42:40	19:26	17:05 (37)	35:16 (40)	53:45 (42)	1:12:46 (41)	1:17:00 (39)	1:32:09 (40)	1:52:22 (37)	2:12:45 (37)	2:33:41 (37)
38	3078	NAUER Daria	SUI	21 MAY 1966	2:43:00	19:46	17:58 (48)	36:21 (46)	54:36 (45)	1:13:00 (43)	1:17:05 (41)	1:31:51 (38)	1:51:39 (36)	2:12:24 (36)	2:33:54 (38)
39	1635	MUNOZ Maria Luisa	ESP	6 MAY 1959	2:45:40	22:26	17:03 (33)	34:46 (34)	52:57 (36)	1:12:17 (38)	1:16:36 (35)	1:32:32 (42)	1:53:53 (41)	2:15:15 (40)	2:36:32 (39)
40	1429	GONZALEZ Iglardini	COL	5 FEB 1965	2:47:26	24:12	17:16 (40)	35:02 (39)	53:49 (43)	1:12:35 (39)	1:17:04 (40)	1:31:54 (39)	1:53:09 (39)	2:14:28 (39)	2:37:30 (40)
41	3145	DADABAYEVA Gulsara	TJK	4 JUL 1976	2:51:03	27:49	17:40 (44)	37:11 (47)	56:47 (48)	1:17:01 (47)	1:21:32 (46)	1:37:20 (45)	1:58:16 (42)	2:19:36 (42)	2:41:54 (41)
42	2038	COELLO Gina	HON	2 OCT 1964	3:02:32	39:18	19:20 (50)	40:08 (50)	1:00:20 (50)	1:20:54 (49)	1:25:31 (48)	1:42:16 (46)	2:05:02 (43)	2:28:09 (43)	2:52:22 (42)

Cloudy Humidity : 91 %
 Air Temp.: 14°C/ 57°F
 Wind : 9 km/h WS

LEGEND / LEGENDE			
No	Number / Numéro	SB	Season Best / Meilleure perf. sai.
WB	World Best / Meilleur perf. mond.	PB	Personal Best / Record personnel
OB	Olympic Best / M. P. Olympique	NB	National Best / M. P. National

NB

**RESULTS****RESULTATS****WOMEN'S MARATHON FINAL****MARATHON - FEMMES FINALE**SUN 24 SEP 2000
DIM 24 SEPT 2000

OLYMPIC STADIUM


WB	2:20:43	LOROUPE Tegra	KEN Berlin (GER)	26/09/99
OB	2:24:52	BENOIT Joan	USA Los Angeles (USA)	05/08/84

Rank	No	Name	NOC Code	Date of Birth	Result									Time Behind
					5km	10km	15km	20km	Half	25km	30km	35km	40km	
43	2120	AMARAL Aguida	IOA	27 MAY 1972	3:10:55									47:41
					19:21 (51)	40:09 (51)	1:00:48 (51)	1:22:13 (50)	1:27:06 (49)	1:44:36 (47)	2:08:32 (44)	2:33:54 (44)	3:00:26 (43)	
44	2025	DAVIDSON-ALLEY Rhonda	GUM	19 APR 1961	3:13:58									50:44
					20:54 (53)	43:07 (53)	1:05:33 (53)	1:28:44 (52)	1:33:49 (51)	1:51:55 (49)	2:15:57 (45)	2:39:39 (45)	3:03:40 (44)	
45	2450	KETAVONG Sirivanh	LAO	1 SEP 1970	3:34:27									1:11:13
					20:08 (52)	41:44 (52)	1:03:31 (52)	1:26:02 (51)	1:31:05 (50)	1:50:11 (48)	2:16:24 (46)	2:46:32 (46)	3:21:10 (45)	
	1101	CARROLL Nickey	AUS	14 JAN 1972	DNF									
					17:16 (40)	36:03 (44)	54:08 (44)	1:12:48 (42)	1:17:05 (41)					
	2818	CATUNA Anuta	ROM	1 OCT 1968	DNF									
					17:01 (12)	34:22 (11)	51:21 (16)	1:08:36 (19)	1:12:58 (22)	1:26:29 (21)				
	2551	ENAKI Valentina	MDA	15 FEB 1966	DNF									
					17:04 (35)	34:59 (36)	53:29 (40)	1:13:01 (44)						
	2167	ERNSTSDOTTIR Martha	ISL	22 DEC 1964	DNF									
					18:15 (49)	37:11 (47)	56:08 (47)	1:15:26 (46)	1:19:45 (44)	1:35:44 (44)				
	2356	KUKU Garifa	KAZ	30 NOV 1959	DNF									
					17:05 (37)	35:00 (38)	53:29 (40)	1:12:40 (40)	1:17:09 (43)	1:32:26 (41)	1:53:31 (40)	2:15:50 (41)		
	2608	MONGUDHI Elizabeth	NAM	15 JUN 1970	DNF									
					17:42 (45)	37:17 (49)	57:38 (49)	1:18:59 (48)	1:23:55 (47)					
	1210	RENDERS Marleen	BEL	24 DEC 1968	DNF									
					16:42 (1)	34:08 (1)	51:19 (1)	1:08:31 (16)	1:12:19 (16)	1:26:12 (15)				
	2986	YEGOROVA Valentina	RUS	16 FEB 1964	DNF									
					17:02 (24)	34:23 (21)	52:23 (31)							
	1903	DREHER Claudia	GER	2 MAY 1971	DNS									

Cloudy Humidity : 91 %
 Air Temp.: 14°C / 57°F
 Wind : 9 km/h WS

LEGEND / LEGENDE			
No	Number / Numéro	SB	Season Best / Meilleure perf. sai.
WB	World Best / Meilleur perf. mond.	PB	Personal Best / Record personnel
OB	Olympic Best / M. P. Olympique	NB	National Best / M. P. National
		DNF	Did Not Finish / Abandon
		DNS	Did Not Start / Non partant

The 2000 Sydney Olympic Games - Marathon Women Final



Results Wind : no measurement

Rank	La	Bib Nu		Time	R_time
1.	46	2338	Takahashi Naoko	JPN	2:23:13.3
2.	20	2831	Simon Lidia	ROM	2:23:21.1
3.	5	2397	Chepchumba Joyce	KEN	2:24:44.9
4.	39	2405	Wanjiru Esther	KEN	2:26:16.9
5.	9	2925	Biktagvirova Madina	RUS	2:26:32.2
6.	50	1667	Alemu Elfenesh	ETH	2:26:54.0
7.	54	2341	Yamaguchi Eri	JPN	2:27:02.7
8.	26	2784	Ham Bong Sil	PRK	2:27:07.0

Start: 24. 9. 2000 09:00:01.391M @958
 Print: 24. 9. 2000 12:39:48 @110

Scan'O'Vision Color
 Race ID: WMARFI00

swatch TIMING

Photo credit: © 2000 Swatch Timing Ltd.

All rights reserved

If this photo is used for any commercial purpose, layout and copy have to be submitted to any recognizable person prior to release. The producer does not assume any responsibility.



TM © SOCOG 1996



RESULTS SUMMARY

RECAPITULATIF DES RESULTATS

MEN'S DECATHLON
SCORE
DECATHLON - HOMMES
RESULTAT

THU 28 SEP 2000

JEU 28 SEPT 2000

OLYMPIC STADIUM

WR	8994	DVORAK Tomas	CZE	Prague (CZE)	04/07/99
OR	8847	THOMPSON Daley	GBR	Los Angeles (USA)	09/08/84

END OF EVENT

Rank	No	Name	NOC Code												Prog. Points	Behind Leader
				100m	LJ	SP	HJ	400m	110m H	DT	PV	JT	1500m			
1	1647	NOOL Erki	EST	10.68 (-1.1)	7.76 (-0.7)	15.11	2.00	46.71	14.48 (-1.4)	43.66	5.00	65.82	4:29.48	8641		
				933(2)	1000(2)	796(9)	803(15)	973(2)	913(13)	739(10)	910(3)	826(6)	748(8)			
2	1522	SEBRLE Roman	CZE	10.92 (-1.1)	7.62 (-0.0)	15.22	2.12	48.20	13.87 (-1.4)	44.39	4.80	64.04	4:28.79	8606	35	
				878(14)	965(5)	803(7)	915(2)	899(4)	991(1)	754(9)	849(14)	799(10)	753(7)			
3	3286	HUFFINS Chris	USA	10.48 (+0.4)	7.71 (-0.3)	15.27	2.09	48.31	13.91 (-1.4)	49.55	4.70	56.62	4:38.71	8595	46 SB	
				980(1)	987(3)	806(6)	887(3)	894(6)	986(2)	861(1)	819(21)	687(19)	688(17)			
4	1806	MACEY Dean	GBR	10.81 (-1.1)	7.77 (-0.5)	14.62	2.09	46.41	14.53 (-1.4)	43.37	4.80	60.38	4:23.45	8567	74 PB	
				903(6)	1002(1)	766(15)	887(3)	988(1)	907(15)	733(12)	849(14)	744(13)	788(4)			
5	3306	PAPPAS Tom	USA	10.82 (+0.4)	7.41 (-0.4)	14.87	2.21	48.64	14.15 (-1.4)	41.42	4.90	62.26	4:45.10	8425	216	
				901(7)	913(7)	782(13)	1002(1)	878(9)	955(4)	693(18)	880(10)	772(11)	649(22)			
6	1512	DVORAK Tomas	CZE	10.91 (-1.1)	7.50 (-0.1)	15.91	1.97	49.11	14.34 (-1.4)	47.15	4.40	69.94	4:32.23	8385	256	
				881(12)	935(6)	846(1)	776(19)	856(18)	931(8)	811(4)	731(25)	888(1)	730(10)			
7	1863	BUSEMANN Frank	GER	10.91 (-1.1)	7.64 (-0.9)	14.52	2.09	48.97	14.16 (-1.4)	33.71	5.00	64.91	4:25.32	8351	290	
				881(12)	970(4)	760(16)	887(3)	863(16)	954(6)	538(27)	910(3)	812(8)	776(5)			
8	2066	ZSIVOCZKY Attila	HUN	11.10 (-1.1)	7.00 (+0.2)	14.96	2.06	48.61	15.27 (+0.0)	47.43	4.80	65.87	4:23.37	8277	364	
				838(23)	814(24)	787(11)	859(7)	880(7)	817(26)	817(3)	849(14)	827(5)	789(3)			
9	1885	SCHMID Stefan	GER	10.94 (+0.4)	7.17 (-0.1)	14.04	2.00	48.61	14.38 (+0.0)	40.81	5.00	67.03	4:36.49	8206	435	
				874(15)	854(14)	731(20)	803(15)	880(7)	926(11)	681(22)	910(3)	844(3)	703(15)			
10	3101	DAGARD Henrik	SWE	10.84 (+0.2)	7.08 (+0.1)	14.97	1.94	48.75	14.30 (+0.0)	42.95	5.10	65.05	4:49.51	8178	463 SB	
				897(8)	833(20)	788(10)	749(25)	873(12)	936(7)	725(13)	941(1)	814(7)	622(23)			
11	2058	KURTOSI Zsolt	HUN	11.00 (+0.4)	7.19 (-0.1)	15.13	2.00	48.81	14.15 (+0.0)	46.62	4.80	57.16	4:43.39	8149	492 PB	
				861(18)	859(10)	798(8)	803(15)	870(14)	955(4)	800(5)	849(14)	695(17)	659(21)			
12	2745	ANIBAL Mario	POR	10.97 (+0.4)	6.90 (-0.3)	15.39	2.03	48.71	14.71 (+0.0)	45.01	4.90	57.51	4:32.68	8136	505 NR	
				867(16)	790(25)	814(4)	831(11)	875(11)	885(17)	767(7)	880(10)	700(16)	727(11)			
13	2885	LOBODIN Lev	RUS	10.75 (+0.4)	7.18 (+0.6)	15.75	1.94	48.87	14.02 (-1.4)	44.55	5.00	50.16	4:50.73	8071	570	
				917(4)	857(13)	836(2)	749(25)	867(15)	972(3)	758(8)	910(3)	591(23)	614(24)			
14	1521	RYBA Jiri	CZE	11.14 (+0.4)	7.10 (+0.7)	14.21	2.00	48.97	14.99 (-0.1)	42.83	4.90	57.76	4:18.21	8056	585	
				830(26)	838(18)	741(18)	803(15)	863(16)	851(20)	722(14)	880(10)	704(15)	824(2)			
15	1468	DUANY Raul	CUB	11.09 (+0.4)	7.33 (-0.3)	13.34	2.06	49.73	14.44 (+0.0)	41.17	4.60	64.31	4:29.68	8054	587	
				841(22)	893(8)	688(33)	859(7)	827(21)	918(12)	688(20)	790(22)	803(9)	747(9)			

LEGEND / LEGENDE

No	Number / Numéro	SB	Season Best / Meilleure perf. sai.
WR	World Record / Record du monde	PB	Personal Best / Record personnel
OR	Olympic Record / Record olympique	NR	National Record / Record national

RESULT CORRECTED BY JURY DECISION



RESULTS SUMMARY

RECAPITULATIF DES RESULTATS

MEN'S DECATHLON
SCORE
DECATHLON - HOMMES
RESULTAT

THU 28 SEP 2000

JEU 28 SEPT 2000

OLYMPIC STADIUM

WR	8994	DVORAK Tomas	CZE	Prague (CZE)	04/07/99
OR	8847	THOMPSON Daley	GBR	Los Angeles (USA)	09/08/84

END OF EVENT

Rank	No	Name	NOC Code	100m	LJ	SP	HJ	400m	110m H	DT	PV	JT	1500m	Prog.	Behind
														Points	Leader
16	3218	YURKOV Olexandr	UKR	10.89 (-1.1) 885(11)	6.68 (-1.4) 739(28)	14.78 776(14)	1.97 776(19)	48.66 877(10)	15.02 (-0.1) 847(22)	48.67 843(2)	5.00 910(3)	54.77 659(22)	4:39.94 681(18)	7993	648
17	1645	KASEORG Indrek	EST	11.31 (+0.2) 793(32)	7.22 (+0.3) 866(9)	13.26 683(34)	1.97 776(19)	50.03 813(25)	14.57 (-0.3) 902(16)	41.98 705(16)	4.80 849(14)	66.54 837(4)	4:35.64 708(12)	7932	709
18	1143	AMBROSCH Klaus	AUT	11.01 (+0.4) 858(19)	7.17 (-1.4) 854(14)	15.30 808(5)	1.91 723(28)	50.23 804(26)	14.92 (-0.1) 859(19)	41.22 689(19)	4.60 790(22)	67.94 858(2)	4:40.94 674(19)	7917	724
19	1726	HERNU Laurent	FRA	11.19 (+0.4) 819(29)	7.14 (+0.6) 847(17)	13.54 700(27)	2.06 859(7)	50.63 786(27)	14.51 (-0.1) 910(14)	41.78 701(17)	5.00 910(3)	56.34 683(20)	4:37.82 694(16)	7909	732
20	1710	BOULINEAU Wilfrid	FRA	11.07 (+0.4) 845(21)	7.08 (-0.9) 833(20)	13.38 690(31)	2.03 831(11)	49.82 823(23)	15.02 (-0.1) 847(22)	39.86 662(24)	4.80 849(14)	59.69 733(14)	4:35.59 708(12)	7821	820
21	3289	JANVRIN Kip	USA	11.26 (+0.4) 804(31)	6.63 (+1.0) 727(29)	13.57 702(26)	1.85 670(29)	49.12 856(18)	15.15 (-0.3) 831(24)	42.20 709(15)	5.00 910(3)	56.84 690(18)	4:17.81 827(1)	7726	915
22	3207	MYKHAYLENKO Volodymyr	UKR	11.10 (+0.4) 838(23)	7.04 (-0.9) 823(22)	13.53 700(27)	2.06 859(7)	48.80 871(13)	14.84 (+0.0) 869(18)	40.45 674(23)	4.60 790(22)	47.27 548(24)	4:36.23 704(14)	7676	965
23	3204	LAUKHIN Fedir	UKR	11.21 (+0.4) 814(30)	7.01 (-0.4) 816(23)	13.16 677(35)	2.03 831(11)	49.64 831(20)	15.16 (-0.3) 830(25)	38.33 631(25)	4.90 880(10)	55.53 671(21)	4:41.48 671(20)	7652	989
24	1685	HAMALAINEN Eduard	FIN	11.01 (+0.4) 858(19)	7.19 (-0.2) 859(10)	14.06 732(19)	1.85 670(29)	48.14 902(3)	14.37 (-0.1) 927(10)	35.98 583(26)	4.80 849(14)	47.11 546(25)	4:54.18 594(25)	7520	1121
25	1879	MACZEY Mike	GER	11.17 (+0.4) 823(28)	7.10 (-0.3) 838(18)	13.84 719(23)	2.03 831(11)	49.91 819(24)	DNF 0(27)	43.64 739(10)	5.10 941(1)	61.49 760(12)	4:27.99 758(6)	7228	1413
	1463	BALANQUE Eugenio	CUB	10.87 (+0.4) 890(10)	6.19 (-0.6) 628(33)	14.90 784(12)	1.94 749(25)	48.23 898(5)	14.36 (-0.3) 929(9)	46.56 799(6)	NM 0(26)	DNS			
	2253	BERNARD Claston	JAM	10.79 (+0.2) 908(5)	NM 0(34)	13.68 709(25)	2.09 887(3)	49.77 825(22)	15.01 (-0.3) 848(21)	41.15 688(20)	NM 0(26)	DNS			
	1970	KORKIZOGLU Prodromos	GRE	10.74 (+0.4) 919(3)	7.16 (+1.3) 852(16)	13.70 710(24)	1.97 776(19)	53.57 657(28)	DNF DNS	DNF DNS	DNF DNS				
	1066	FERRIER Scott	AUS	11.11 (+0.2) 836(25)	7.19 (+0.9) 859(10)	13.50 698(30)	1.97 776(19)	DNF							
	2899	RAZBEYKO Roman	RUS	11.45 (+0.4) 763(35)	6.82 (-0.1) 771(26)	13.98 727(22)	1.97 776(19)	DNF							

LEGEND / LEGENDE

No	Number / Numéro	SB	Season Best / Meilleure perf. sai.	DNF	Did Not Finish / Abandon
WR	World Record / Record du monde	PB	Personal Best / Record personnel	NM	No Mark / Aucun essai réussi
OR	Olympic Record / Record olympique	NR	National Record / Record national	DNS	Did Not Start / Non partant

RESULT CORRECTED BY JURY DECISION

**RESULTS SUMMARY****RECAPITULATIF DES RESULTATS****MEN'S DECATHLON
SCORE****DECATHLON - HOMMES
RESULTAT**

THU 28 SEP 2000

JEU 28 SEPT 2000

OLYMPIC STADIUM

WR	8994	DVORAK Tomas	CZE	Prague (CZE)	04/07/99
OR	8847	THOMPSON Daley	GBR	Los Angeles (USA)	09/08/84

END OF EVENT

Rank	No	Name	NOC Code	100m	LJ	SP	HJ	400m	110m H	DT	PV	JT	1500m	Prog. Points	Behind Leader
1500		ANDREOU Yeorgios	CYP	10.97 (+0.2) 867(16)	6.73 (-0.6) 750(27)	14.24 743(17)	DNS								
1689		HEIKKINEN Aki	FIN	11.15 (+0.4) 827(27)	NM 0(34)	13.37 690(31)	DNS								
2663		HOEIBY Trond	NOR	11.56 (+0.2) 740(37)	6.22 (-0.5) 635(32)	14.03 730(21)	DNS								
1731		LEVICQ Sebastien	FRA	11.48 (-1.1) 757(36)	6.57 (-0.4) 713(30)	13.53 700(27)	DNS								
2164		MAGNUSSON Jon Arnar	ISL	10.85 (+0.4) 894(9)	NM 0(34)	15.48 819(3)	DNS								
1567		BENET Fransisco Javier	ESP	11.42 (+0.4) 769(34)	6.32 (-0.5) 657(31)	DNS									
3070		HUBER Philipp	SUI	11.35 (+0.4) 784(33)	DNS	DNS									
3395		VERETELNIKOV Oleg	UZB	12.17 (+0.2) 618(38)	DNS	DNS									

LEGEND / LEGENDE

No	Number / Numéro	SB	Season Best / Meilleure perf. sai.	DNF	Did Not Finish / Abandon
WR	World Record / Record du monde	PB	Personal Best / Record personnel	NM	No Mark / Aucun essai réussi
OR	Olympic Record / Record olympique	NR	National Record / Record national	DNS	Did Not Start / Non partant

RESULT CORRECTED BY JURY DECISION

**RESULTS****RESULTATS****MEN'S 100M
DECATHLON****100 M - HOMMES
DECATHLON**

WED 27 SEP 2000

MER 27 SEPT 2000

OLYMPIC STADIUM

WB	10.22	HUFFINS Chris	USA Atlanta (USA)	21/06/96
OB	10.41	TOOMEY Bill	USA Mexico City (MEX)	18/10/68

HEAT 1

Wind: +0.2 m/s

Rank	No	Name	NOC Code	Date of Birth	Lane / Order	Reaction	Result	Points
1	2253	BERNARD Claston	JAM	22 MAR 1979	8	0.214	10.79	908
2	3101	DAGARD Henrik	SWE	7 AUG 1969	4	0.196	10.84	897
3	1500	ANDREOU Yeorgios	CYP	26 JUL 1974	7	0.161	10.97	867
4	1066	FERRIER Scott	AUS	12 JUN 1974	3	0.207 F ¹	11.11	836
5	1645	KASEORG Indrek	EST	16 DEC 1967	2	0.174	11.31	793
6	2663	HOEIBY Trond	NOR	24 JAN 1973	5	0.210	11.56	740
7	3395	VERETELNIKOV Oleg	UZB	22 JAN 1972	6	0.232 F ²	12.17	618

HEAT 2

Wind: +0.4 m/s

Rank	No	Name	NOC Code	Date of Birth	Lane / Order	Reaction	Result	Points
1	1970	KORKIZOGLU Prodromos	GRE	27 FEB 1975	1	0.191	10.74	919
2	1463	BALANQUE Eugenio	CUB	20 DEC 1968	2	0.176	10.87	890
3	2745	ANIBAL Mario	POR	25 MAR 1972	3	0.238 F ²	10.97	867
4	2058	KURTOSI Zsolt	HUN	21 MAR 1971	7	0.196	11.00	861
5	3207	MYKHAYLENKO Volodymyr	UKR	27 AUG 1973	5	0.273 F ¹	11.10	838
6	3204	LAUKHIN Fedir	UKR	13 FEB 1974	4	0.282	11.21	814
7	3289	JANVRIN Kip	USA	8 JUL 1965	6	0.233	11.26	804

HEAT 3

Wind: +0.4 m/s

Rank	No	Name	NOC Code	Date of Birth	Lane / Order	Reaction	Result	Points
1	2164	MAGNUSSON Jon Arnar	ISL	28 JUL 1969	5	0.165	10.85	894
2	1685	HAMALAINEN Eduard	FIN	21 JAN 1969	1	0.235	11.01	858
3	1143	AMBROSCH Klaus	AUT	23 MAY 1973	3	0.173	11.01	858
4	1468	DUANY Raul	CUB	4 JAN 1975	7	0.199	11.09	841
5	1689	HEIKKINEN Aki	FIN	24 FEB 1980	8	0.183	11.15	827
6	1726	HERNU Laurent	FRA	28 AUG 1976	6	0.180	11.19	819
7	3070	HUBER Philipp	SUI	18 FEB 1974	2	0.239	11.35	784
8	2899	RAZBEYKO Roman	RUS	9 MAR 1973	4	0.179	11.45	763

LEGEND / LEGENDE

No	Number / Numéro	Fx	False Start / Faux départ
WB	World Best / Meilleur perf. mond.		
OB	Olympic Best / M. P. Olympique		

**RESULTS****RESULTATS****MEN'S 100M
DECATHLON****100 M - HOMMES
DECATHLON**

WED 27 SEP 2000

MER 27 SEPT 2000

OLYMPIC STADIUM

WB	10.22	HUFFINS Chris	USA Atlanta (USA)	21/06/96
OB	10.41	TOOMEY Bill	USA Mexico City (MEX)	18/10/68

HEAT 4

Wind: +0.4 m/s

Rank	No	Name	NOC Code	Date of Birth	Lane / Order	Reaction	Result	Points
1	3286	HUFFINS Chris	USA	15 APR 1970	2	0.142	10.48	980
2	2885	LOBODIN Lev	RUS	1 APR 1969	7	0.157	10.75	917
3	3306	PAPPAS Tom	USA	6 SEP 1976	3	0.250	10.82	901
4	1885	SCHMID Stefan	GER	6 MAY 1970	6	0.209	10.94	874
5	1710	BOULINEAU Wilfrid	FRA	13 MAY 1970	8	0.187	11.07	845
6	1521	RYBA Jiri	CZE	15 JUN 1976	1	0.179 F ¹	11.14	830
7	1879	MACZEY Mike	GER	28 SEP 1972	5	0.189	11.17	823
8	1567	BENET Fransisco Javier	ESP	25 MAR 1968	4	0.190	11.42	769

HEAT 5

Wind: -1.1 m/s

Rank	No	Name	NOC Code	Date of Birth	Lane / Order	Reaction	Result	Points
1	1647	NOOL Erki	EST	25 JUN 1970	4	0.154 F ¹	10.68	933
2	1806	MACEY Dean	GBR	12 DEC 1977	5	0.175	10.81	903
3	3218	YURKOV Olexandr	UKR	21 JUL 1975	6	0.129	10.89	885
4	1863	BUSEMANN Frank	GER	26 FEB 1975	8	0.174	10.91	881
5	1512	DVORAK Tomas	CZE	11 MAY 1972	2	0.203	10.91	881
6	1522	SEBRLE Roman	CZE	26 NOV 1974	1	0.186	10.92	878
7	2066	ZSIVOCZKY Attila	HUN	29 APR 1977	7	0.178	11.10	838
8	1731	LEVICQ Sebastien	FRA	25 JUN 1971	3	0.184	11.48	757

LEGEND / LEGENDE

No	Number / Numéro	Fx	False Start / Faux départ
WB	World Best / Meilleur perf. mond.		
OB	Olympic Best / M. P. Olympique		

**RESULTS****RESULTATS****MEN'S 400M
DECATHLON****400 M - HOMMES
DECATHLON**

WED 27 SEP 2000

MER 27 SEPT 2000

OLYMPIC STADIUM

WB	45.68	TOOMEY Bill	USA Mexico City (MEX)	18/10/68
OB	45.68	TOOMEY Bill	USA Mexico City (MEX)	18/10/68

HEAT 1

Rank	No	Name	NOC Code	Date of Birth	Lane / Order	Reaction	Result	Points
1	1463	BALANQUE Eugenio	CUB	20 DEC 1968	7	0.239	48.23	898
2	3101	DAGARD Henrik	SWE	7 AUG 1969	6	0.233	48.75	873
3	3207	MYKHAYLENKO Volodymyr	UKR	27 AUG 1973	4	0.292	48.80	871
4	3289	JANVRIN Kip	USA	8 JUL 1965	8	0.158	49.12	856
5	2253	BERNARD Claston	JAM	22 MAR 1979	5	0.376	49.77	825
6	1645	KASEORG Indrek	EST	16 DEC 1967	3	0.273	50.03	813
	1066	FERRIER Scott	AUS	12 JUN 1974	2		DNS	

HEAT 2

Rank	No	Name	NOC Code	Date of Birth	Lane / Order	Reaction	Result	Points
1	2745	ANIBAL Mario	POR	25 MAR 1972	5		48.71	875
2	2058	KURTOSI Zsolt	HUN	21 MAR 1971	4	0.394	48.81	870
3	3204	LAUKHIN Fedir	UKR	13 FEB 1974	8	0.179	49.64	831
4	1143	AMBROSCH Klaus	AUT	23 MAY 1973	2	0.165	50.23	804
5	1726	HERNU Laurent	FRA	28 AUG 1976	7	0.332	50.63	786
6	1970	KORKIZOGLU Prodromos	GRE	27 FEB 1975	3	0.193	53.57	657
	2899	RAZBEYKO Roman	RUS	9 MAR 1973	6		DNS	

HEAT 3

Rank	No	Name	NOC Code	Date of Birth	Lane / Order	Reaction	Result	Points
1	1685	HAMALAINEN Eduard	FIN	21 JAN 1969	4	0.233	48.14	902
2	3286	HUFFINS Chris	USA	15 APR 1970	5	0.475	48.31	894
3	3306	PAPPAS Tom	USA	6 SEP 1976	7	0.247	48.64	878
4	2885	LOBODIN Lev	RUS	1 APR 1969	6	0.171	48.87	867
5	1521	RYBA Jiri	CZE	15 JUN 1976	2	0.130	48.97	863
6	1468	DUANY Raul	CUB	4 JAN 1975	1	0.265	49.73	827
7	1710	BOULINEAU Wilfrid	FRA	13 MAY 1970	8	0.242	49.82	823
8	1879	MACZEY Mike	GER	28 SEP 1972	3	0.264	49.91	819

Clear

Humidity : 36%

Air Temp.: 24°C/ 75°F

Wind : 9 km/h W

LEGEND / LEGENDE**No** Number / Numéro **DNS** Did Not Start / Non partant**WB** World Best / Meilleur perf. mond.**OB** Olympic Best / M. P. Olympique

**RESULTS****RESULTATS****MEN'S 400M
DECATHLON****400 M - HOMMES
DECATHLON**

WED 27 SEP 2000

MER 27 SEPT 2000

OLYMPIC STADIUM

WB	45.68	TOOMEY Bill	USA Mexico City (MEX)	18/10/68
OB	45.68	TOOMEY Bill	USA Mexico City (MEX)	18/10/68

HEAT 4

Rank	No	Name	NOC Code	Date of Birth	Lane / Order	Reaction	Result	Points
1	1806	MACEY Dean	GBR	12 DEC 1977	6	0.237	46.41	988
2	1647	NOOL Erki	EST	25 JUN 1970	4	0.158	46.71	973
3	1522	SEBRLE Roman	CZE	26 NOV 1974	3	0.265	48.20	899
4	1885	SCHMID Stefan	GER	6 MAY 1970	7	0.382	48.61	880
5	2066	ZSIVOCZKY Attila	HUN	29 APR 1977	1	0.237	48.61	880
6	3218	YURKOV Olexandr	UKR	21 JUL 1975	5	0.155	48.66	877
7	1863	BUSEMANN Frank	GER	26 FEB 1975	8	0.243	48.97	863
8	1512	DVORAK Tomas	CZE	11 MAY 1972	2	0.243	49.11	856

Clear

Humidity : 36%

Air Temp.: 24°C/ 75°F

Wind : 9 km/h W

LEGEND / LEGENDE**No** Number / Numéro **DNS** Did Not Start / Non partant**WB** World Best / Meilleur perf. mond.**OB** Olympic Best / M. P. Olympique

**RESULTS****RESULTATS****MEN'S 110M HURDLES
DECATHLON****110 M HAIES - HOMMES
DECATHLON**

THU 28 SEP 2000

JEU 28 SEPT 2000

OLYMPIC STADIUM

WB	13.47	BUSEMANN Frank	GER Atlanta (USA)	01/08/96
OB	13.47	BUSEMANN Frank	GER Atlanta (USA)	01/08/96

HEAT 1

Wind: -0.3 m/s

Rank	No	Name	NOC Code	Date of Birth	Lane / Order	Reaction	Result	Points
1	1463	BALANQUE Eugenio	CUB	20 DEC 1968	6	0.171 F ¹	14.36	929
2	1645	KASEORG Indrek	EST	16 DEC 1967	5	0.184	14.57	902
3	2253	BERNARD Claston	JAM	22 MAR 1979	4	0.229	15.01	848
4	3289	JANVRIN Kip	USA	8 JUL 1965	2	0.147	15.15	831
5	3204	LAUKHIN Fedir	UKR	13 FEB 1974	7	0.217	15.16	830
	1970	KORKIZOGLU Prodromos	GRE	27 FEB 1975	3		DNS	

HEAT 2

Wind: -0.1 m/s

Rank	No	Name	NOC Code	Date of Birth	Lane / Order	Reaction	Result	Points
1	1685	HAMALAINEN Eduard	FIN	21 JAN 1969	4	0.164	14.37	927
2	1726	HERNU Laurent	FRA	28 AUG 1976	8	0.235	14.51	910
3	1143	AMBROSCH Klaus	AUT	23 MAY 1973	3	0.169	14.92	859
4	1521	RYBA Jiri	CZE	15 JUN 1976	7	0.180	14.99	851
5	1710	BOULINEAU Wilfrid	FRA	13 MAY 1970	5	0.192	15.02	847
	3218	YURKOV Olexandr	UKR	21 JUL 1975	6	0.170	15.02	847
	1879	MACZEY Mike	GER	28 SEP 1972	2	0.190	DNF	0

HEAT 3

Wind: +0.0 m/s

Rank	No	Name	NOC Code	Date of Birth	Lane / Order	Reaction	Result	Points
1	2058	KURTOSI Zsolt	HUN	21 MAR 1971	6	0.152 F ¹	14.15	955
2	3101	DAGARD Henrik	SWE	7 AUG 1969	8	0.175	14.30	936
3	1885	SCHMID Stefan	GER	6 MAY 1970	3	0.254	14.38	926
4	1468	DUANY Raul	CUB	4 JAN 1975	2	0.208	14.44	918
5	2745	ANIBAL Mario	POR	25 MAR 1972	5	0.158	14.71	885
6	3207	MYKHAYLENKO Volodymyr	UKR	27 AUG 1973	7	0.246	14.84	869
7	2066	ZSIVOCZKY Attila	HUN	29 APR 1977	4	0.197	15.27	817

LEGEND / LEGENDE

No	Number / Numéro	Fx	False Start / Faux départ
WB	World Best / Meilleur perf. mond.	DNS	Did Not Start / Non partant
OB	Olympic Best / M. P. Olympique	DNF	Did Not Finish / Abandon

**RESULTS****RESULTATS****MEN'S 110M HURDLES
DECATHLON****110 M HAIES - HOMMES
DECATHLON**

THU 28 SEP 2000

JEU 28 SEPT 2000

OLYMPIC STADIUM

WB	13.47	BUSEMANN Frank	GER Atlanta (USA)	01/08/96
OB	13.47	BUSEMANN Frank	GER Atlanta (USA)	01/08/96

HEAT 4

Wind: -1.4 m/s

Rank	No	Name	NOC Code	Date of Birth	Lane / Order	Reaction	Result	Points
1	1522	SEBRLE Roman	CZE	26 NOV 1974	3	0.103	13.87	991
2	3286	HUFFINS Chris	USA	15 APR 1970	8	0.151	13.91	986
3	2885	LOBODIN Lev	RUS	1 APR 1969	6	0.140	14.02	972
4	3306	PAPPAS Tom	USA	6 SEP 1976	1	0.222	14.15	955
5	1863	BUSEMANN Frank	GER	26 FEB 1975	4	0.166	14.16	954
6	1512	DVORAK Tomas	CZE	11 MAY 1972	5	0.171	14.34	931
7	1647	NOOL Erki	EST	25 JUN 1970	7	0.168	14.48	913
8	1806	MACEY Dean	GBR	12 DEC 1977	2	0.185	14.53	907

LEGEND / LEGENDE

No	Number / Numéro	Fx	False Start / Faux départ
WB	World Best / Meilleur perf. mond.	DNS	Did Not Start / Non partant
OB	Olympic Best / M. P. Olympique	DNF	Did Not Finish / Abandon

**RESULTS****RESULTATS****MEN'S 1500M
DECATHLON
1 500 M - HOMMES
DECATHLON**

THU 28 SEP 2000

JEU 28 SEPT 2000

OLYMPIC STADIUM

WB	3:58.7-	BAKER Robert	USA Austin (USA)	03/04/80
OB	4:05.91	LITVINENKO Leonid	UKR Munich (GER)	08/09/72

HEAT 1

Rank	No	Name	NOC Code	Date of Birth	Lane / Order	Result	Points
1	3289	JANVRIN Kip	USA	8 JUL 1965	11	4:17.81	827
2	1521	RYBA Jiri	CZE	15 JUN 1976	8	4:18.21	824
3	1879	MACZEY Mike	GER	28 SEP 1972	2	4:27.99	758
4	1468	DUANY Raul	CUB	4 JAN 1975	9	4:29.68	747
5	2745	ANIBAL Mario	POR	25 MAR 1972	4	4:32.68	727
6	1710	BOULINEAU Wilfrid	FRA	13 MAY 1970	6	4:35.59	708
7	1645	KASEORG Indrek	EST	16 DEC 1967	3	4:35.64	708
8	3207	MYKHAYLENKO Volodymyr	UKR	27 AUG 1973	10	4:36.23	704
9	1726	HERNU Laurent	FRA	28 AUG 1976	1	4:37.82	694
10	3218	YURKOV Olexandr	UKR	21 JUL 1975	13	4:39.94	681
11	1143	AMBROSCH Klaus	AUT	23 MAY 1973	5	4:40.94	674
12	3204	LAUKHIN Fedir	UKR	13 FEB 1974	12	4:41.48	671
13	1685	HAMALAINEN Eduard	FIN	21 JAN 1969	7	4:54.18	594

HEAT 2

Rank	No	Name	NOC Code	Date of Birth	Lane / Order	Result	Points
1	2066	ZSIVOCZKY Attila	HUN	29 APR 1977	4	4:23.37	789
2	1806	MACEY Dean	GBR	12 DEC 1977	8	4:23.45	788
3	1863	BUSEMANN Frank	GER	26 FEB 1975	1	4:25.32	776
4	1522	SEBRLE Roman	CZE	26 NOV 1974	5	4:28.79	753
5	1647	NOOL Erki	EST	25 JUN 1970	6	4:29.48	748
6	1512	DVORAK Tomas	CZE	11 MAY 1972	11	4:32.23	730
7	1885	SCHMID Stefan	GER	6 MAY 1970	3	4:36.49	703
8	3286	HUFFINS Chris	USA	15 APR 1970	2	4:38.71	688
9	2058	KURTOSI Zsolt	HUN	21 MAR 1971	7	4:43.39	659
10	3306	PAPPAS Tom	USA	6 SEP 1976	12	4:45.10	649
11	3101	DAGARD Henrik	SWE	7 AUG 1969	10	4:49.51	622
12	2885	LOBODIN Lev	RUS	1 APR 1969	9	4:50.73	614

LEGEND / LEGENDE

No Number / Numéro

WB World Best / Meilleur perf. mond.

OB Olympic Best / M. P. Olympique

**RESULTS****RESULTATS****MEN'S SHOT PUT
DECATHLON A****LANCER DE POIDS - HOMMES
DECATHLON A**

WED 27 SEP 2000

MER 27 SEPT 2000

OLYMPIC STADIUM

WB	19.17	HUBACHER Edy	SUI Bern (SUI)	05/10/69
OB	16.97	SMITH Michael	CAN Atlanta (USA)	31/07/96

GROUP A

Rank	No	Name	NOC Code	Date of Birth	1	2	3	Result	Points (Tot. Pts)
1	1512	DVORAK Tomas	CZE	11 MAY 1972	15.91	15.44	15.59	15.91	846 (2662)
2	2885	LOBODIN Lev	RUS	1 APR 1969	15.64	15.75	x	15.75	836 (2610)
3	3286	HUFFINS Chris	USA	15 APR 1970	14.20	15.27	14.65	15.27	806 (2773)
4	1522	SEBRLE Roman	CZE	26 NOV 1974	14.05	15.22	x	15.22	803 (2646)
5	1647	NOOL Erki	EST	25 JUN 1970	14.72	15.11	14.33	15.11	796 (2729)
6	2066	ZSIVOCZKY Attila	HUN	29 APR 1977	14.21	14.96	x	14.96	787 (2439)
7	3306	PAPPAS Tom	USA	6 SEP 1976	14.15	14.45	14.87	14.87	782 (2596)
8	3218	YURKOV Olexandr	UKR	21 JUL 1975	x	14.78	14.74	14.78	776 (2400)
9	1806	MACEY Dean	GBR	12 DEC 1977	14.51	14.62	x	14.62	766 (2671)
10	1863	BUSEMANN Frank	GER	26 FEB 1975	14.13	14.20	14.52	14.52	760 (2611)
11	1521	RYBA Jiri	CZE	15 JUN 1976	14.21	14.18	13.18	14.21	741 (2409)
12	1685	HAMALAINEN Eduard	FIN	21 JAN 1969	13.57	14.06	x	14.06	732 (2449)
13	1885	SCHMID Stefan	GER	6 MAY 1970	13.94	13.29	14.04	14.04	731 (2459)
14	2899	RAZBEYKO Roman	RUS	9 MAR 1973	13.52	13.98	13.78	13.98	727 (2261)
15	1879	MACZEY Mike	GER	28 SEP 1972	13.84	13.33	13.13	13.84	719 (2380)

LEGEND / LEGENDE

No	Number / Numéro	WB	World Best / Meilleur perf. mond.
x	Failure / Essai manqué	OB	Olympic Best / M. P. Olympique
-	Pass / Essai non tenté		

**RESULTS****RESULTATS****MEN'S SHOT PUT
DECATHLON A****LANCER DE POIDS - HOMMES
DECATHLON A**

WED 27 SEP 2000

MER 27 SEPT 2000

OLYMPIC STADIUM

WB	19.17	HUBACHER Edy	SUI Bern (SUI)	05/10/69
OB	16.97	SMITH Michael	CAN Atlanta (USA)	31/07/96

GROUP A

Rank	No	Name	NOC Code	Date of Birth	1	2	3	Result	Points (Tot. Pts)
16	1731	LEVICQ Sebastien	FRA	25 JUN 1971	13.39	x	13.53	13.53	700 (2170)
17	1710	BOULINEAU Wilfrid	FRA	13 MAY 1970	13.28	13.22	13.38	13.38	690 (2368)
18	1468	DUANY Raul	CUB	4 JAN 1975	12.37	12.68	13.34	13.34	688 (2422)
	1567	BENET Fransisco Javier	ESP	25 MAR 1968	DNS			DNS	

LEGEND / LEGENDE

No	Number / Numéro	WB	World Best / Meilleur perf. mond.
x	Failure / Essai manqué	OB	Olympic Best / M. P. Olympique
-	Pass / Essai non tenté	DNS	Did Not Start / Non partant

**RESULTS****RESULTATS****MEN'S SHOT PUT
DECATHLON B****LANCER DE POIDS - HOMMES
DECATHLON B**

WED 27 SEP 2000

MER 27 SEPT 2000

OLYMPIC STADIUM

WB	19.17	HUBACHER Edy	SUI Bern (SUI)	05/10/69
OB	16.97	SMITH Michael	CAN Atlanta (USA)	31/07/96

GROUP B

Rank	No	Name	NOC Code	Date of Birth	1	2	3	Result	Points (Tot. Pts)
1	2164	MAGNUSSON Jon Arnar	ISL	28 JUL 1969	14.72	15.48	15.37	15.48	819 (1713)
2	2745	ANIBAL Mario	POR	25 MAR 1972	14.70	x	15.39	15.39	814 (2471)
3	1143	AMBROSCH Klaus	AUT	23 MAY 1973	15.07	x	15.30	15.30	808 (2520)
4	2058	KURTOSI Zsolt	HUN	21 MAR 1971	14.90	14.91	15.13	15.13	798 (2518)
5	3101	DAGARD Henrik	SWE	7 AUG 1969	14.97	14.27	x	14.97	788 (2518)
6	1463	BALANQUE Eugenio	CUB	20 DEC 1968	14.58	14.52	14.90	14.90	784 (2302)
7	1500	ANDREOU Yeorgios	CYP	26 JUL 1974	13.17	13.58	14.24	14.24	743 (2360)
8	2663	HOEIBY Trond	NOR	24 JAN 1973	13.94	14.03	13.81	14.03	730 (2105)
9	1970	KORKIZOGLU Prodromos	GRE	27 FEB 1975	13.08	13.70	13.60	13.70	710 (2481)
10	2253	BERNARD Claston	JAM	22 MAR 1979	13.11	13.54	13.68	13.68	709 (1617)
11	3289	JANVRIN Kip	USA	8 JUL 1965	13.50	13.57	13.32	13.57	702 (2233)
12	1726	HERNU Laurent	FRA	28 AUG 1976	13.54	12.69	13.50	13.54	700 (2366)
13	3207	MYKHAYLENKO Volodymyr	UKR	27 AUG 1973	13.07	13.53	13.00	13.53	700 (2361)
14	1066	FERRIER Scott	AUS	12 JUN 1974	12.30	13.50	13.16	13.50	698 (2393)
15	1689	HEIKKINEN Aki	FIN	24 FEB 1980	12.65	13.37	12.90	13.37	690 (1517)

LEGEND / LEGENDE

No	Number / Numéro	WB	World Best / Meilleur perf. mond.
x	Failure / Essai manqué	OB	Olympic Best / M. P. Olympique
-	Pass / Essai non tenté		



RESULTS

RESULTATS

MEN'S SHOT PUT
DECATHLON B

LANCER DE POIDS - HOMMES
DECATHLON B



WED 27 SEP 2000

MER 27 SEPT 2000

OLYMPIC STADIUM

WB	19.17	HUBACHER Edy	SUI	Bern (SUI)	05/10/69
OB	16.97	SMITH Michael	CAN	Atlanta (USA)	31/07/96

GROUP B

Rank	No	Name	NOC Code	Date of Birth	1	2	3	Result	Points (Tot. Pts)
16	1645	KASEORG Indrek	EST	16 DEC 1967	12.71	13.25	13.26	13.26	683 (2342)
17	3204	LAUKHIN Fedir	UKR	13 FEB 1974	12.98	13.16	-	13.16	677 (2307)
	3070	HUBER Philipp	SUI	18 FEB 1974	DNS			DNS	
	3395	VERETELNIKOV Oleg	UZB	22 JAN 1972	DNS			DNS	

LEGEND / LEGENDE

No	Number / Numéro	WB	World Best / Meilleur perf. mond.
x	Failure / Essai manqué	OB	Olympic Best / M. P. Olympique
-	Pass / Essai non tenté	DNS	Did Not Start / Non partant

ATHLETISME
Athletics
ATHLETISME
Athletics
ATHLETISME
Athletics
ATHLETISME
Athletics

**RESULTS****RESULTATS****MEN'S DISCUS THROW
DECATHLON A****LANCER DE DISQUE - HOMMES
DECATHLON A**

THU 28 SEP 2000

JEU 28 SEPT 2000

OLYMPIC STADIUM

WB	55.00	YANKOV Razvigor	BUL Sofia (BUL)	26/05/79
OB	50.92	MOTLI William	FRA Los Angeles (USA)	09/08/84

GROUP A

Rank	No	Name	NOC Code	Date of Birth	1	2	3	Result	Points (Tot. Pts)
1	3286	HUFFINS Chris	USA	15 APR 1970	47.98	x	49.55	49.55	861 (6401)
2	2066	ZSIVOCZKY Attila	HUN	29 APR 1977	46.18	47.13	47.43	47.43	817 (5812)
3	1463	BALANQUE Eugenio	CUB	20 DEC 1968	43.76	46.56	46.19	46.56	799 (5677)
4	2745	ANIBAL Mario	POR	25 MAR 1972	x	45.01	x	45.01	767 (5829)
5	1522	SEBRLE Roman	CZE	26 NOV 1974	44.39	x	41.90	44.39	754 (6205)
6	1806	MACEY Dean	GBR	12 DEC 1977	41.01	43.37	x	43.37	733 (6186)
7	3101	DAGARD Henrik	SWE	7 AUG 1969	41.90	42.95	40.83	42.95	725 (5801)
8	1645	KASEORG Indrek	EST	16 DEC 1967	41.49	x	41.98	41.98	705 (5538)
9	1143	AMBROSCH Klaus	AUT	23 MAY 1973	28.44	38.69	41.22	41.22	689 (5595)
10	1468	DUANY Raul	CUB	4 JAN 1975	40.42	41.17	41.11	41.17	688 (5714)
11	2253	BERNARD Claston	JAM	22 MAR 1979	41.15	x	38.61	41.15	688 (4865)
12	3207	MYKHAYLENKO Volodymyr	UKR	27 AUG 1973	38.17	38.12	40.45	40.45	674 (5634)
13	3204	LAUKHIN Fedir	UKR	13 FEB 1974	38.33	x	33.41	38.33	631 (5430)
	1970	KORKIZOGLU Prodromos	GRE	27 FEB 1975	DNS			DNS	

LEGEND / LEGENDE

No	Number / Numéro	WB	World Best / Meilleur perf. mond.
x	Failure / Essai manqué	OB	Olympic Best / M. P. Olympique
-	Pass / Essai non tenté	DNS	Did Not Start / Non partant

**RESULTS****RESULTATS****MEN'S DISCUS THROW
DECATHLON B****LANCER DE DISQUE - HOMMES
DECATHLON B**

THU 28 SEP 2000

JEU 28 SEPT 2000

OLYMPIC STADIUM

WB	55.00	YANKOV Razvigor	BUL Sofia (BUL)	26/05/79
OB	50.92	MOTLI William	FRA Los Angeles (USA)	09/08/84

GROUP B

Rank	No	Name	NOC Code	Date of Birth	1	2	3	Result	Points (Tot. Pts)
1	3218	YURKOV Olexandr	UKR	21 JUL 1975	48.67	47.86	47.69	48.67	843 (5743)
2	1512	DVORAK Tomas	CZE	11 MAY 1972	42.59	44.97	47.15	47.15	811 (6036)
3	2058	KURTOSI Zsolt	HUN	21 MAR 1971	46.61	46.62	45.09	46.62	800 (5946)
4	2885	LOBODIN Lev	RUS	1 APR 1969	44.55	x	x	44.55	758 (5956)
5	1647	NOOL Erki	EST	25 JUN 1970	x	x	43.66	43.66	739 (6157)
6	1879	MACZEY Mike	GER	28 SEP 1972	42.15	x	43.64	43.64	739 (4769)
7	1521	RYBA Jiri	CZE	15 JUN 1976	41.73	x	42.83	42.83	722 (5648)
8	3289	JANVRIN Kip	USA	8 JUL 1965	39.51	41.04	42.20	42.20	709 (5299)
9	1726	HERNU Laurent	FRA	28 AUG 1976	x	41.78	41.37	41.78	701 (5622)
10	3306	PAPPAS Tom	USA	6 SEP 1976	x	38.93	41.42	41.42	693 (6124)
11	1885	SCHMID Stefan	GER	6 MAY 1970	39.54	38.35	40.81	40.81	681 (5749)
12	1710	BOULINEAU Wilfrid	FRA	13 MAY 1970	39.86	x	x	39.86	662 (5531)
13	1685	HAMALAINEN Eduard	FIN	21 JAN 1969	x	35.05	35.98	35.98	583 (5531)
14	1863	BUSEMANN Frank	GER	26 FEB 1975	x	33.71	33.00	33.71	538 (5853)

Clearing Humidity : 80 %
 Air Temp.: 19°C/ 66°F
 Wind : 11 km/h NE

LEGEND / LEGENDE

No	Number / Numéro	WB	World Best / Meilleur perf. mond.
x	Failure / Essai manqué	OB	Olympic Best / M. P. Olympique
-	Pass / Essai non tenté		

**ATHLETE 1647 HAS HAD HIS THIRD THROW
REINSTATED BY THE REFEREE**

**RESULTS****RESULTATS****MEN'S JAVELIN THROW
DECATHLON A****LANCER DE JAVELOT - HOMMES
DECATHLON A**

THU 28 SEP 2000

JEU 28 SEPT 2000

OLYMPIC STADIUM

WB	79.80	BLANK Peter	GER Emmelshausen (GER)	19/07/92
OB	70.16	DVORAK Tomas	CZE Atlanta (USA)	01/08/96

GROUP A

Rank	No	Name	NOC Code	Date of Birth	1	2	3	Result	Points (Tot. Pts)
1	1512	DVORAK Tomas	CZE	11 MAY 1972	69.54	69.94	67.91	69.94	888 (7655)
2	1143	AMBROSCH Klaus	AUT	23 MAY 1973	61.17	67.94	x	67.94	858 (7243)
3	1863	BUSEMANN Frank	GER	26 FEB 1975	64.91	62.89	54.83	64.91	812 (7575)
4	1468	DUANY Raul	CUB	4 JAN 1975	64.31	62.87	62.43	64.31	803 (7307)
5	3306	PAPPAS Tom	USA	6 SEP 1976	62.26	58.17	61.88	62.26	772 (7776)
6	1710	BOULINEAU Wilfrid	FRA	13 MAY 1970	59.69	59.04	56.93	59.69	733 (7113)
7	1521	RYBA Jiri	CZE	15 JUN 1976	54.83	57.76	x	57.76	704 (7232)
8	2058	KURTOSI Zsolt	HUN	21 MAR 1971	53.98	x	57.16	57.16	695 (7490)
9	3286	HUFFINS Chris	USA	15 APR 1970	56.62	56.03	56.62	56.62	687 (7907)
10	3207	MYKHAYLENKO Volodymyr	UKR	27 AUG 1973	46.76	x	47.27	47.27	548 (6972)
	2253	BERNARD Claston	JAM	22 MAR 1979	DNS			DNS	

Cloudy Humidity : 72 %
 Air Temp.: 21°C/ 70°F
 Wind : 15 km/h E

LEGEND / LEGENDE

No	Number / Numéro	WB	World Best / Meilleur perf. mond.
x	Failure / Essai manqué	OB	Olympic Best / M. P. Olympique
-	Pass / Essai non tenté	DNS	Did Not Start / Non partant

**RESULTS****RESULTATS****MEN'S JAVELIN THROW
DECATHLON B****LANCER DE JAVELOT - HOMMES
DECATHLON B**

THU 28 SEP 2000

JEU 28 SEPT 2000

OLYMPIC STADIUM

WB	79.80	BLANK Peter	GER Emmelshausen (GER)	19/07/92
OB	70.16	DVORAK Tomas	CZE Atlanta (USA)	01/08/96

GROUP B

Rank	No	Name	NOC Code	Date of Birth	1	2	3	Result	Points (Tot. Pts)
1	1885	SCHMID Stefan	GER	6 MAY 1970	65.10	67.03	64.65	67.03	844 (8206)
2	1645	KASEORG Indrek	EST	16 DEC 1967	58.11	60.40	66.54	66.54	837 (7932)
3	2066	ZSIVOCZKY Attila	HUN	29 APR 1977	54.08	65.87	x	65.87	827 (8277)
4	1647	NOOL Erki	EST	25 JUN 1970	57.39	x	65.82	65.82	826 (8641)
5	3101	DAGARD Henrik	SWE	7 AUG 1969	62.49	65.05	58.68	65.05	814 (8178)
6	1522	SEBRLE Roman	CZE	26 NOV 1974	62.79	64.04	62.83	64.04	799 (8606)
7	1879	MACZEY Mike	GER	28 SEP 1972	61.49	59.54	57.47	61.49	760 (7228)
8	1806	MACEY Dean	GBR	12 DEC 1977	58.65	60.38	59.31	60.38	744 (8567)
9	2745	ANIBAL Mario	POR	25 MAR 1972	x	57.51	51.45	57.51	700 (8136)
10	3289	JANVRIN Kip	USA	8 JUL 1965	56.84	55.24	56.17	56.84	690 (7726)
11	1726	HERNU Laurent	FRA	28 AUG 1976	50.30	52.91	56.34	56.34	683 (7909)
12	3204	LAUKHIN Fedir	UKR	13 FEB 1974	53.00	53.51	55.53	55.53	671 (7652)
13	3218	YURKOV Olexandr	UKR	21 JUL 1975	47.95	50.44	54.77	54.77	659 (7993)
14	2885	LOBODIN Lev	RUS	1 APR 1969	50.16	48.90	49.87	50.16	591 (8071)
15	1685	HAMALAINEN Eduard	FIN	21 JAN 1969	47.11			47.11	546 (7520)

LEGEND / LEGENDE

No	Number / Numéro	WB	World Best / Meilleur perf. mond.
x	Failure / Essai manqué	OB	Olympic Best / M. P. Olympique
-	Pass / Essai non tenté		

RESULT CORRECTED BY JURY DECISION



RESULTS

RESULTATS

MEN'S JAVELIN THROW
DECATHLON B

LANCER DE JAVELOT - HOMMES
DECATHLON B



THU 28 SEP 2000

JEU 28 SEPT 2000

OLYMPIC STADIUM

WB	79.80	BLANK Peter	GER	Emmelshausen (GER)	19/07/92
OB	70.16	DVORAK Tomas	CZE	Atlanta (USA)	01/08/96

GROUP B

Rank	No	Name	NOC Code	Date of Birth	1	2	3	Result	Points (Tot. Pts)
	1463	BALANQUE Eugenio	CUB	20 DEC 1968	DNS			DNS	

LEGEND / LEGENDE

No	Number / Numéro	WB	World Best / Meilleur perf. mond.
x	Failure / Essai manqué	OB	Olympic Best / M. P. Olympique
-	Pass / Essai non tenté	DNS	Did Not Start / Non partant

RESULT CORRECTED BY JURY DECISION

ATHLETISME
Athletics
ATHLETISME
Athletics
ATHLETISME
Athletics
ATHLETISME
Athletics
ATHLETISME
Athletics

**RESULTS****RESULTATS****MEN'S LONG JUMP
DECATHLON A****SAUT EN LONGUEUR - HOMMES
DECATHLON A**

WED 27 SEP 2000

MER 27 SEPT 2000

OLYMPIC STADIUM

WB	8.22	NOOL Erki	EST Tallinn (EST)	15/06/96
OB	8.07	BUSEMANN Frank	GER Atlanta (USA)	31/07/96

GROUP A

Rank	No	Name	NOC Code	Date of Birth	1	2	3	Result Wind	Points (Tot. Pts)
1	1806	MACEY Dean	GBR	12 DEC 1977	7.77 -0.5	x	x	7.77 -0.5	1002 (1905)
2	1647	NOOL Erki	EST	25 JUN 1970	7.42 +1.2	7.76 -0.7	x	7.76 -0.7	1000 (1933)
3	3286	HUFFINS Chris	USA	15 APR 1970	7.67 -0.6	x	7.71 -0.3	7.71 -0.3	987 (1967)
4	1863	BUSEMANN Frank	GER	26 FEB 1975	7.64 -0.9	x	7.43 -1.0	7.64 -0.9	970 (1851)
5	1522	SEBRLE Roman	CZE	26 NOV 1974	7.53 +1.4	7.58 -0.2	7.62 -0.0	7.62 -0.0	965 (1843)
6	1512	DVORAK Tomas	CZE	11 MAY 1972	x	7.50 -0.1	x	7.50 -0.1	935 (1816)
7	3306	PAPPAS Tom	USA	6 SEP 1976	7.14 +1.8	7.24 -0.0	7.41 -0.4	7.41 -0.4	913 (1814)
8	1468	DUANY Raul	CUB	4 JAN 1975	7.22 -0.4	7.22 -0.9	7.33 -0.3	7.33 -0.3	893 (1734)
9	1685	HAMALAINEN Eduard	FIN	21 JAN 1969	6.98 +1.4	7.02 -0.2	7.19 -0.2	7.19 -0.2	859 (1717)
10	2885	LOBODIN Lev	RUS	1 APR 1969	6.78 -0.9	7.18 +0.6	6.83 -2.5	7.18 +0.6	857 (1774)
11	1885	SCHMID Stefan	GER	6 MAY 1970	x	7.09 -0.3	7.17 -0.1	7.17 -0.1	854 (1728)
12	1521	RYBA Jiri	CZE	15 JUN 1976	6.89 +0.7	6.96 +0.6	7.10 +0.7	7.10 +0.7	838 (1668)
13	1879	MACZEY Mike	GER	28 SEP 1972	x	x	7.10 -0.3	7.10 -0.3	838 (1661)
14	1710	BOULINEAU Wilfrid	FRA	13 MAY 1970	6.87 -0.7	7.08 -0.9	7.01 -1.3	7.08 -0.9	833 (1678)
15	2066	ZSIVOCZKY Attila	HUN	29 APR 1977	x	7.00 +0.2	6.86 -1.0	7.00 +0.2	814 (1652)

LEGEND / LEGENDE

No	Number / Numéro	WB	World Best / Meilleur perf. mond.
x	Failure / Essai manqué	OB	Olympic Best / M. P. Olympique
-	Pass / Essai non tenté		



RESULTS

RESULTATS

MEN'S LONG JUMP
DECATHLON A

SAUT EN LONGUEUR - HOMMES
DECATHLON A



WED 27 SEP 2000

MER 27 SEPT 2000

OLYMPIC STADIUM

WB	8.22	NOOL Erki	EST Tallinn (EST)	15/06/96
OB	8.07	BUSEMANN Frank	GER Atlanta (USA)	31/07/96

GROUP A

Rank	No	Name	NOC Code	Date of Birth	1	2	3	Result Wind	Points (Tot. Pts)
16	2899	RAZBEYKO Roman	RUS	9 MAR 1973	x	x	6.82 -0.1	6.82 -0.1	771 (1534)
17	3218	YURKOV Olexandr	UKR	21 JUL 1975	x	x	6.68 -1.4	6.68 -1.4	739 (1624)
18	1731	LEVICQ Sebastien	FRA	25 JUN 1971	6.57 -0.4			6.57 -0.4	713 (1470)
19	1567	BENET Fransisco Javier	ESP	25 MAR 1968	x	6.32 -0.5	4.69 +0.0	6.32 -0.5	657 (1426)

LEGEND / LEGENDE

No	Number / Numéro	WB	World Best / Meilleur perf. mond.
x	Failure / Essai manqué	OB	Olympic Best / M. P. Olympique
-	Pass / Essai non tenté		

**RESULTS****RESULTATS****MEN'S LONG JUMP
DECATHLON B****SAUT EN LONGUEUR - HOMMES
DECATHLON B**

WED 27 SEP 2000

MER 27 SEPT 2000

OLYMPIC STADIUM

WB	8.22	NOOL Erki	EST Tallinn (EST)	15/06/96
OB	8.07	BUSEMANN Frank	GER Atlanta (USA)	31/07/96

GROUP B

Rank	No	Name	NOC Code	Date of Birth	1	2	3	Result Wind	Points (Tot. Pts)
1	1645	KASEORG Indrek	EST	16 DEC 1967	7.10 -0.6	7.19 -0.6	7.22 +0.3	7.22 +0.3	866 (1659)
2	1066	FERRIER Scott	AUS	12 JUN 1974	x	7.08 +0.5	7.19 +0.9	7.19 +0.9	859 (1695)
3	2058	KURTOSI Zsolt	HUN	21 MAR 1971	7.02 +1.1	6.96 -1.8	7.19 -0.1	7.19 -0.1	859 (1720)
4	1143	AMBROSCH Klaus	AUT	23 MAY 1973	7.17 -1.4	6.96 +0.7	x	7.17 -1.4	854 (1712)
5	1970	KORKIZOGLU Prodromos	GRE	27 FEB 1975	7.08 -0.9	x	7.16 +1.3	7.16 +1.3	852 (1771)
6	1726	HERNU Laurent	FRA	28 AUG 1976	7.14 +0.6	7.00 +0.3	x	7.14 +0.6	847 (1666)
7	3101	DAGARD Henrik	SWE	7 AUG 1969	7.08 +0.1	x	x	7.08 +0.1	833 (1730)
8	3207	MYKHAYLENKO Volodymyr	UKR	27 AUG 1973	x	7.04 -0.9	7.04 -0.2	7.04 -0.9	823 (1661)
9	3204	LAUKHIN Fedir	UKR	13 FEB 1974	x	7.01 -0.4	x	7.01 -0.4	816 (1630)
10	2745	ANIBAL Mario	POR	25 MAR 1972	6.74 -2.0	x	6.90 -0.3	6.90 -0.3	790 (1657)
11	1500	ANDREOU Yeorgios	CYP	26 JUL 1974	x	6.73 -0.6	x	6.73 -0.6	750 (1617)
12	3289	JANVRIN Kip	USA	8 JUL 1965	6.63 +1.0	6.53 -0.6	x	6.63 +1.0	727 (1531)
13	2663	HOEIBY Trond	NOR	24 JAN 1973	x	4.04 -0.2	6.22 -0.5	6.22 -0.5	635 (1375)
14	1463	BALANQUE Eugenio	CUB	20 DEC 1968	x	x	6.19 -0.6	6.19 -0.6	628 (1518)
	2253	BERNARD Claston	JAM	22 MAR 1979	x	x	x	NM	(908)

LEGEND / LEGENDE

No	Number / Numéro	WB	World Best / Meilleur perf. mond.
x	Failure / Essai manqué	OB	Olympic Best / M. P. Olympique
-	Pass / Essai non tenté	NM	No Mark / Aucun essai réussi

**RESULTS****RESULTATS****MEN'S LONG JUMP
DECATHLON B****SAUT EN LONGUEUR - HOMMES
DECATHLON B**

WED 27 SEP 2000

MER 27 SEPT 2000

OLYMPIC STADIUM

WB	8.22	NOOL Erki	EST Tallinn (EST)	15/06/96
OB	8.07	BUSEMANN Frank	GER Atlanta (USA)	31/07/96

GROUP B

Rank	No	Name	NOC Code	Date of Birth	1	2	3	Result Wind	Points (Tot. Pts)
	1689	HEIKKINEN Aki	FIN	24 FEB 1980	x	x	x	NM	(827)
	2164	MAGNUSSON Jon Arnar	ISL	28 JUL 1969	x	x	x	NM	(894)
	3070	HUBER Philipp	SUI	18 FEB 1974	DNS			DNS	
	3395	VERETELNIKOV Oleg	UZB	22 JAN 1972	DNS			DNS	

LEGEND / LEGENDE

No	Number / Numéro	WB	World Best / Meilleur perf. mond.	DNS	Did Not Start / Non partant
x	Failure / Essai manqué	OB	Olympic Best / M. P. Olympique		
-	Pass / Essai non tenté	NM	No Mark / Aucun essai réussi		

**RESULTS****RESULTATS****MEN'S HIGH JUMP
DECATHLON A****SAUT EN HAUTEUR - HOMMES
DECATHLON A**

WED 27 SEP 2000

MER 27 SEPT 2000

OLYMPIC STADIUM

WB	2.27	BEILSCHMIDT Rolf	GDR Jena (GDR)	01/10/77
OB	2.27	SCHENK Christian	GER Seoul (KOR)	28/09/88

GROUP A

Rank	No	Name	NOC Code	Date of Birth	Result	Points
1	1863	BUSEMANN Frank	GER	26 FEB 1975	2.09	887 (3498)
		1.82 1.85 1.88 1.91 1.94 1.97 2.00 2.03 2.06 2.09 2.12				
		- 0 - 0 - XO 0 XO 0 0 0 XXX				
2	1726	HERNU Laurent	FRA	28 AUG 1976	2.06	859 (3225)
		1.82 1.85 1.88 1.91 1.94 1.97 2.00 2.03 2.06 2.09				
		- - 0 0 0 0 0 0 0 0 XXX				
3	3207	MYKHAYLENKO Volodymyr	UKR	27 AUG 1973	2.06	859 (3220)
		1.82 1.85 1.88 1.91 1.94 1.97 2.00 2.03 2.06 2.09				
		- - - 0 0 0 XO XO XXO XXX				
4	1710	BOULINEAU Wilfrid	FRA	13 MAY 1970	2.03	831 (3199)
		1.82 1.85 1.88 1.91 1.94 1.97 2.00 2.03 2.06				
		- - - 0 0 0 XO XXO XXX				
5	2745	ANIBAL Mario	POR	25 MAR 1972	2.03	831 (3302)
		1.82 1.85 1.88 1.91 1.94 1.97 2.00 2.03				
		- 0 0 0 XO 0 XO XXO				
6	1885	SCHMID Stefan	GER	6 MAY 1970	2.00	803 (3262)
		1.82 1.85 1.88 1.91 1.94 1.97 2.00 2.03				
		0 - XO 0 XO XO XO X-				
7	1647	NOOL Erki	EST	25 JUN 1970	2.00	803 (3532)
		1.82 1.85 1.88 1.91 1.94 1.97 2.00 2.03				
		- - 0 0 0 XO XXO XXX				
8	1970	KORKIZOGLU Prodromos	GRE	27 FEB 1975	1.97	776 (3257)
		1.82 1.85 1.88 1.91 1.94 1.97 2.00				
		- - 0 - 0 0 XXX				

Cloudy Humidity : 29%
 Air Temp.: 27°C/ 81°F
 Wind : 20 km/h W

LEGEND / LEGENDE	
No	Number / Numéro
x	Failure / Essai manqué
o	Clearance / Réussi
-	Pass / Essai non tenté
WB	World Best / Meilleur perf. mond.
OB	Olympic Best / M. P. Olympique

ATHLETISME Athletics ATHLETISME Athletics ATHLETISME Athletics ATHLETISME Athletics ATHLETISME Athletics

**RESULTS****RESULTATS****MEN'S HIGH JUMP
DECATHLON A****SAUT EN HAUTEUR - HOMMES
DECATHLON A**

WED 27 SEP 2000

OLYMPIC STADIUM

MER 27 SEPT 2000

WB	2.27	BEILSCHMIDT Rolf	GDR Jena (GDR)	01/10/77
OB	2.27	SCHENK Christian	GER Seoul (KOR)	28/09/88

GROUP A

Rank	No	Name	NOC Code	Date of Birth	Result	Points														
8	3218	YURKOV Olexandr	UKR	21 JUL 1975	1.97	776 (3176)														
<table border="1"> <tr> <td>1.82</td> <td>1.85</td> <td>1.88</td> <td>1.91</td> <td>1.94</td> <td>1.97</td> <td>2.00</td> </tr> <tr> <td>-</td> <td>-</td> <td>o</td> <td>-</td> <td>o</td> <td>o</td> <td>xxx</td> </tr> </table>							1.82	1.85	1.88	1.91	1.94	1.97	2.00	-	-	o	-	o	o	xxx
1.82	1.85	1.88	1.91	1.94	1.97	2.00														
-	-	o	-	o	o	xxx														
10	1512	DVORAK Tomas	CZE	11 MAY 1972	1.97	776 (3438)														
<table border="1"> <tr> <td>1.82</td> <td>1.85</td> <td>1.88</td> <td>1.91</td> <td>1.94</td> <td>1.97</td> <td>2.00</td> </tr> <tr> <td>-</td> <td>o</td> <td>o</td> <td>xo</td> <td>xxo</td> <td>o</td> <td>xxx</td> </tr> </table>							1.82	1.85	1.88	1.91	1.94	1.97	2.00	-	o	o	xo	xxo	o	xxx
1.82	1.85	1.88	1.91	1.94	1.97	2.00														
-	o	o	xo	xxo	o	xxx														
11	3101	DAGARD Henrik	SWE	7 AUG 1969	1.94	749 (3267)														
<table border="1"> <tr> <td>1.82</td> <td>1.85</td> <td>1.88</td> <td>1.91</td> <td>1.94</td> <td>1.97</td> </tr> <tr> <td>o</td> <td>-</td> <td>o</td> <td>o</td> <td>o</td> <td>xxx</td> </tr> </table>							1.82	1.85	1.88	1.91	1.94	1.97	o	-	o	o	o	xxx		
1.82	1.85	1.88	1.91	1.94	1.97															
o	-	o	o	o	xxx															
12	1143	AMBROSCH Klaus	AUT	23 MAY 1973	1.91	723 (3243)														
<table border="1"> <tr> <td>1.82</td> <td>1.85</td> <td>1.88</td> <td>1.91</td> <td>1.94</td> </tr> <tr> <td>o</td> <td>xxo</td> <td>o</td> <td>o</td> <td>xxx</td> </tr> </table>							1.82	1.85	1.88	1.91	1.94	o	xxo	o	o	xxx				
1.82	1.85	1.88	1.91	1.94																
o	xxo	o	o	xxx																
13	3289	JANVRIN Kip	USA	8 JUL 1965	1.85	670 (2903)														
<table border="1"> <tr> <td>1.82</td> <td>1.85</td> <td>1.88</td> <td>1.91</td> </tr> <tr> <td>-</td> <td>o</td> <td>-</td> <td>xxx</td> </tr> </table>							1.82	1.85	1.88	1.91	-	o	-	xxx						
1.82	1.85	1.88	1.91																	
-	o	-	xxx																	
	1500	ANDREOU Yeorgios	CYP	26 JUL 1974	DNS															
<table border="1"> <tr> <td>1.82</td> </tr> <tr> <td>DNS</td> </tr> </table>							1.82	DNS												
1.82																				
DNS																				
	1689	HEIKKINEN Aki	FIN	24 FEB 1980	DNS															
<table border="1"> <tr> <td>1.82</td> </tr> <tr> <td>DNS</td> </tr> </table>							1.82	DNS												
1.82																				
DNS																				
	1731	LEVICQ Sebastien	FRA	25 JUN 1971	DNS															
<table border="1"> <tr> <td>1.82</td> </tr> <tr> <td>DNS</td> </tr> </table>							1.82	DNS												
1.82																				
DNS																				

Cloudy Humidity : 29%
 Air Temp.: 27°C/ 81°F
 Wind : 20 km/h W

LEGEND / LEGENDE

No	Number / Numéro	-	Pass / Essai non tenté	DNS	Did Not Start / Non partant
x	Failure / Essai manqué	WB	World Best / Meilleur perf. mond.		
o	Clearance / Réussi	OB	Olympic Best / M. P. Olympique		



RESULTS

RESULTATS

MEN'S HIGH JUMP
DECATHLON A

SAUT EN HAUTEUR - HOMMES
DECATHLON A



WED 27 SEP 2000

MER 27 SEPT 2000

OLYMPIC STADIUM

WB	2.27	BEILSCHMIDT Rolf	GDR Jena (GDR)	01/10/77
OB	2.27	SCHENK Christian	GER Seoul (KOR)	28/09/88

GROUP A

Rank	No	Name	NOC Code	Date of Birth	Result	Points
	2164	MAGNUSSON Jon Arnar	ISL	28 JUL 1969	DNS	

1.82
DNS

Cloudy	Humidity : 29%
Air Temp.: 27°C/ 81°F	
Wind : 20 km/h W	

LEGEND / LEGENDE	
No	Number / Numéro
x	Failure / Essai manqué
o	Clearance / Réussi
-	Pass / Essai non tenté
WB	World Best / Meilleur perf. mond.
OB	Olympic Best / M. P. Olympique
DNS	Did Not Start / Non partant

ATHLETISME Athletics ATHLETISME Athletics ATHLETISME Athletics ATHLETISME Athletics ATHLETISME Athletics

**RESULTS****RESULTATS****MEN'S HIGH JUMP
DECATHLON B****SAUT EN HAUTEUR - HOMMES
DECATHLON B**

WED 27 SEP 2000

OLYMPIC STADIUM

MER 27 SEPT 2000

WB	2.27	BEILSCHMIDT Rolf	GDR Jena (GDR)	01/10/77
OB	2.27	SCHENK Christian	GER Seoul (KOR)	28/09/88

GROUP B

Rank	No	Name	NOC Code	Date of Birth	Result	Points																														
1	3306	PAPPAS Tom	USA	6 SEP 1976	2.21	1002 (3598)																														
<table border="1"> <tr> <td>1.79</td><td>1.85</td><td>1.88</td><td>1.91</td><td>1.94</td><td>1.97</td><td>2.00</td><td>2.03</td><td>2.06</td><td>2.09</td><td>2.12</td><td>2.15</td><td>2.18</td><td>2.21</td><td>2.24</td> </tr> <tr> <td>-</td><td>-</td><td>-</td><td>-</td><td>-</td><td>0</td><td>-</td><td>0</td><td>0</td><td>0</td><td>0</td><td>XXO</td><td>0</td><td>XO</td><td>XXX</td> </tr> </table>							1.79	1.85	1.88	1.91	1.94	1.97	2.00	2.03	2.06	2.09	2.12	2.15	2.18	2.21	2.24	-	-	-	-	-	0	-	0	0	0	0	XXO	0	XO	XXX
1.79	1.85	1.88	1.91	1.94	1.97	2.00	2.03	2.06	2.09	2.12	2.15	2.18	2.21	2.24																						
-	-	-	-	-	0	-	0	0	0	0	XXO	0	XO	XXX																						
2	1522	SEBRLE Roman	CZE	26 NOV 1974	2.12	915 (3561)																														
<table border="1"> <tr> <td>1.79</td><td>1.85</td><td>1.88</td><td>1.91</td><td>1.94</td><td>1.97</td><td>2.00</td><td>2.03</td><td>2.06</td><td>2.09</td><td>2.12</td><td>2.15</td> </tr> <tr> <td>-</td><td>-</td><td>-</td><td>-</td><td>0</td><td>-</td><td>0</td><td>XO</td><td>0</td><td>XXO</td><td>0</td><td>XXX</td> </tr> </table>							1.79	1.85	1.88	1.91	1.94	1.97	2.00	2.03	2.06	2.09	2.12	2.15	-	-	-	-	0	-	0	XO	0	XXO	0	XXX						
1.79	1.85	1.88	1.91	1.94	1.97	2.00	2.03	2.06	2.09	2.12	2.15																									
-	-	-	-	0	-	0	XO	0	XXO	0	XXX																									
3	1806	MACEY Dean	GBR	12 DEC 1977	2.09	887 (3558)																														
<table border="1"> <tr> <td>1.79</td><td>1.85</td><td>1.88</td><td>1.91</td><td>1.94</td><td>1.97</td><td>2.00</td><td>2.03</td><td>2.06</td><td>2.09</td><td>2.12</td> </tr> <tr> <td>-</td><td>-</td><td>-</td><td>0</td><td>-</td><td>0</td><td>-</td><td>0</td><td>XO</td><td>0</td><td>XXX</td> </tr> </table>							1.79	1.85	1.88	1.91	1.94	1.97	2.00	2.03	2.06	2.09	2.12	-	-	-	0	-	0	-	0	XO	0	XXX								
1.79	1.85	1.88	1.91	1.94	1.97	2.00	2.03	2.06	2.09	2.12																										
-	-	-	0	-	0	-	0	XO	0	XXX																										
4	3286	HUFFINS Chris	USA	15 APR 1970	2.09	887 (3660)																														
<table border="1"> <tr> <td>1.79</td><td>1.85</td><td>1.88</td><td>1.91</td><td>1.94</td><td>1.97</td><td>2.00</td><td>2.03</td><td>2.06</td><td>2.09</td><td>2.12</td> </tr> <tr> <td>-</td><td>-</td><td>-</td><td>-</td><td>0</td><td>-</td><td>0</td><td>-</td><td>0</td><td>XO</td><td>XXX</td> </tr> </table>							1.79	1.85	1.88	1.91	1.94	1.97	2.00	2.03	2.06	2.09	2.12	-	-	-	-	0	-	0	-	0	XO	XXX								
1.79	1.85	1.88	1.91	1.94	1.97	2.00	2.03	2.06	2.09	2.12																										
-	-	-	-	0	-	0	-	0	XO	XXX																										
5	2253	BERNARD Claston	JAM	22 MAR 1979	2.09	887 (2504)																														
<table border="1"> <tr> <td>1.79</td><td>1.85</td><td>1.88</td><td>1.91</td><td>1.94</td><td>1.97</td><td>2.00</td><td>2.03</td><td>2.06</td><td>2.09</td><td>2.12</td> </tr> <tr> <td>-</td><td>-</td><td>-</td><td>-</td><td>0</td><td>-</td><td>XO</td><td>XO</td><td>0</td><td>XXO</td><td>XXX</td> </tr> </table>							1.79	1.85	1.88	1.91	1.94	1.97	2.00	2.03	2.06	2.09	2.12	-	-	-	-	0	-	XO	XO	0	XXO	XXX								
1.79	1.85	1.88	1.91	1.94	1.97	2.00	2.03	2.06	2.09	2.12																										
-	-	-	-	0	-	XO	XO	0	XXO	XXX																										
6	1468	DUANY Raul	CUB	4 JAN 1975	2.06	859 (3281)																														
<table border="1"> <tr> <td>1.79</td><td>1.85</td><td>1.88</td><td>1.91</td><td>1.94</td><td>1.97</td><td>2.00</td><td>2.03</td><td>2.06</td><td>2.09</td> </tr> <tr> <td>-</td><td>-</td><td>-</td><td>0</td><td>-</td><td>0</td><td>0</td><td>0</td><td>0</td><td>XXX</td> </tr> </table>							1.79	1.85	1.88	1.91	1.94	1.97	2.00	2.03	2.06	2.09	-	-	-	0	-	0	0	0	0	XXX										
1.79	1.85	1.88	1.91	1.94	1.97	2.00	2.03	2.06	2.09																											
-	-	-	0	-	0	0	0	0	XXX																											
7	2066	ZSIVOCZKY Attila	HUN	29 APR 1977	2.06	859 (3298)																														
<table border="1"> <tr> <td>1.79</td><td>1.85</td><td>1.88</td><td>1.91</td><td>1.94</td><td>1.97</td><td>2.00</td><td>2.03</td><td>2.06</td><td>2.09</td> </tr> <tr> <td>-</td><td>-</td><td>-</td><td>-</td><td>-</td><td>0</td><td>0</td><td>XXO</td><td>0</td><td>XXX</td> </tr> </table>							1.79	1.85	1.88	1.91	1.94	1.97	2.00	2.03	2.06	2.09	-	-	-	-	-	0	0	XXO	0	XXX										
1.79	1.85	1.88	1.91	1.94	1.97	2.00	2.03	2.06	2.09																											
-	-	-	-	-	0	0	XXO	0	XXX																											
8	1879	MACZEY Mike	GER	28 SEP 1972	2.03	831 (3211)																														
<table border="1"> <tr> <td>1.79</td><td>1.85</td><td>1.88</td><td>1.91</td><td>1.94</td><td>1.97</td><td>2.00</td><td>2.03</td><td>2.06</td> </tr> <tr> <td>-</td><td>-</td><td>-</td><td>-</td><td>0</td><td>-</td><td>0</td><td>XO</td><td>XXX</td> </tr> </table>							1.79	1.85	1.88	1.91	1.94	1.97	2.00	2.03	2.06	-	-	-	-	0	-	0	XO	XXX												
1.79	1.85	1.88	1.91	1.94	1.97	2.00	2.03	2.06																												
-	-	-	-	0	-	0	XO	XXX																												

Cloudy Humidity : 29%
 Air Temp.: 27°C/ 81°F
 Wind : 20 km/h W

LEGEND / LEGENDE

No	Number / Numéro	-	Pass / Essai non tenté
x	Failure / Essai manqué	WB	World Best / Meilleur perf. mond.
o	Clearance / Réussi	OB	Olympic Best / M. P. Olympique

**RESULTS****RESULTATS****MEN'S HIGH JUMP
DECATHLON B****SAUT EN HAUTEUR - HOMMES
DECATHLON B**

WED 27 SEP 2000

MER 27 SEPT 2000

OLYMPIC STADIUM

WB	2.27	BEILSCHMIDT Rolf	GDR Jena (GDR)	01/10/77
OB	2.27	SCHENK Christian	GER Seoul (KOR)	28/09/88

GROUP B

Rank	No	Name	NOC Code	Date of Birth	Result	Points																		
9	3204	LAUKHIN Fedir	UKR	13 FEB 1974	2.03	831 (3138)																		
<table border="1"> <tr> <td>1.79</td><td>1.85</td><td>1.88</td><td>1.91</td><td>1.94</td><td>1.97</td><td>2.00</td><td>2.03</td><td>2.06</td> </tr> <tr> <td>-</td><td>-</td><td>-</td><td>o</td><td>o</td><td>xo</td><td>xxo</td><td>xxo</td><td>xxx</td> </tr> </table>							1.79	1.85	1.88	1.91	1.94	1.97	2.00	2.03	2.06	-	-	-	o	o	xo	xxo	xxo	xxx
1.79	1.85	1.88	1.91	1.94	1.97	2.00	2.03	2.06																
-	-	-	o	o	xo	xxo	xxo	xxx																
10	1521	RYBA Jiri	CZE	15 JUN 1976	2.00	803 (3212)																		
<table border="1"> <tr> <td>1.79</td><td>1.85</td><td>1.88</td><td>1.91</td><td>1.94</td><td>1.97</td><td>2.00</td><td>2.03</td> </tr> <tr> <td>-</td><td>-</td><td>-</td><td>-</td><td>o</td><td>-</td><td>o</td><td>xxx</td> </tr> </table>							1.79	1.85	1.88	1.91	1.94	1.97	2.00	2.03	-	-	-	-	o	-	o	xxx		
1.79	1.85	1.88	1.91	1.94	1.97	2.00	2.03																	
-	-	-	-	o	-	o	xxx																	
11	2058	KURTOSI Zsolt	HUN	21 MAR 1971	2.00	803 (3321)																		
<table border="1"> <tr> <td>1.79</td><td>1.85</td><td>1.88</td><td>1.91</td><td>1.94</td><td>1.97</td><td>2.00</td><td>2.03</td> </tr> <tr> <td>-</td><td>o</td><td>-</td><td>o</td><td>xo</td><td>xo</td><td>o</td><td>xxx</td> </tr> </table>							1.79	1.85	1.88	1.91	1.94	1.97	2.00	2.03	-	o	-	o	xo	xo	o	xxx		
1.79	1.85	1.88	1.91	1.94	1.97	2.00	2.03																	
-	o	-	o	xo	xo	o	xxx																	
12	2899	RAZBEYKO Roman	RUS	9 MAR 1973	1.97	776 (3037)																		
<table border="1"> <tr> <td>1.79</td><td>1.85</td><td>1.88</td><td>1.91</td><td>1.94</td><td>1.97</td><td>2.00</td><td>2.03</td> </tr> <tr> <td>-</td><td>-</td><td>-</td><td>-</td><td>-</td><td>o</td><td>-</td><td>xxx</td> </tr> </table>							1.79	1.85	1.88	1.91	1.94	1.97	2.00	2.03	-	-	-	-	-	o	-	xxx		
1.79	1.85	1.88	1.91	1.94	1.97	2.00	2.03																	
-	-	-	-	-	o	-	xxx																	
13	1066	FERRIER Scott	AUS	12 JUN 1974	1.97	776 (3169)																		
<table border="1"> <tr> <td>1.79</td><td>1.85</td><td>1.88</td><td>1.91</td><td>1.94</td><td>1.97</td><td>2.00</td> </tr> <tr> <td>-</td><td>o</td><td>-</td><td>o</td><td>-</td><td>xo</td><td>x</td> </tr> </table>							1.79	1.85	1.88	1.91	1.94	1.97	2.00	-	o	-	o	-	xo	x				
1.79	1.85	1.88	1.91	1.94	1.97	2.00																		
-	o	-	o	-	xo	x																		
14	1645	KASEORG Indrek	EST	16 DEC 1967	1.97	776 (3118)																		
<table border="1"> <tr> <td>1.79</td><td>1.85</td><td>1.88</td><td>1.91</td><td>1.94</td><td>1.97</td><td>2.00</td> </tr> <tr> <td>-</td><td>-</td><td>o</td><td>o</td><td>o</td><td>xxo</td><td>xxx</td> </tr> </table>							1.79	1.85	1.88	1.91	1.94	1.97	2.00	-	-	o	o	o	xxo	xxx				
1.79	1.85	1.88	1.91	1.94	1.97	2.00																		
-	-	o	o	o	xxo	xxx																		
15	2885	LOBODIN Lev	RUS	1 APR 1969	1.94	749 (3359)																		
<table border="1"> <tr> <td>1.79</td><td>1.85</td><td>1.88</td><td>1.91</td><td>1.94</td><td>1.97</td><td>2.00</td> </tr> <tr> <td>-</td><td>-</td><td>o</td><td>-</td><td>o</td><td>-</td><td>xxx</td> </tr> </table>							1.79	1.85	1.88	1.91	1.94	1.97	2.00	-	-	o	-	o	-	xxx				
1.79	1.85	1.88	1.91	1.94	1.97	2.00																		
-	-	o	-	o	-	xxx																		
16	1463	BALANQUE Eugenio	CUB	20 DEC 1968	1.94	749 (3051)																		
<table border="1"> <tr> <td>1.79</td><td>1.85</td><td>1.88</td><td>1.91</td><td>1.94</td><td>1.97</td> </tr> <tr> <td>-</td><td>o</td><td>-</td><td>xo</td><td>o</td><td>xxx</td> </tr> </table>							1.79	1.85	1.88	1.91	1.94	1.97	-	o	-	xo	o	xxx						
1.79	1.85	1.88	1.91	1.94	1.97																			
-	o	-	xo	o	xxx																			

Cloudy Humidity : 29%
 Air Temp.: 27°C/ 81°F
 Wind : 20 km/h W

LEGEND / LEGENDE

No	Number / Numéro	-	Pass / Essai non tenté
x	Failure / Essai manqué	WB	World Best / Meilleur perf. mond.
o	Clearance / Réussi	OB	Olympic Best / M. P. Olympique

**RESULTS****RESULTATS****MEN'S HIGH JUMP
DECATHLON B****SAUT EN HAUTEUR - HOMMES
DECATHLON B**

WED 27 SEP 2000

MER 27 SEPT 2000

OLYMPIC STADIUM

WB	2.27	BEILSCHMIDT Rolf	GDR Jena (GDR)	01/10/77
OB	2.27	SCHENK Christian	GER Seoul (KOR)	28/09/88

GROUP B

Rank	No	Name	NOC Code	Date of Birth	Result	Points						
17	1685	HAMALAINEN Eduard	FIN	21 JAN 1969	1.85	670 (3119)						
		<table border="1"> <tr> <td>1.79</td> <td>1.85</td> <td>1.88</td> </tr> <tr> <td>-</td> <td>o</td> <td>xxx</td> </tr> </table>	1.79	1.85	1.88	-	o	xxx				
1.79	1.85	1.88										
-	o	xxx										
	2663	HOEIBY Trond	NOR	24 JAN 1973	DNS							
		<table border="1"> <tr> <td>1.79</td> </tr> <tr> <td>DNS</td> </tr> </table>	1.79	DNS								
1.79												
DNS												

Cloudy	Humidity : 29%
Air Temp.: 27°C/ 81°F	
Wind : 20 km/h W	

LEGEND / LEGENDE

No	Number / Numéro	-	Pass / Essai non tenté	DNS	Did Not Start / Non partant
x	Failure / Essai manqué	WB	World Best / Meilleur perf. mond.		
o	Clearance / Réussi	OB	Olympic Best / M. P. Olympique		

**RESULTS****RESULTATS****MEN'S POLE VAULT
DECATHLON A
SAUT A LA PERCHE - HOMMES
DECATHLON A**

THU 28 SEP 2000

JEU 28 SEPT 2000

OLYMPIC STADIUM

WB	5.76	LOBINGER Tim	GER Leverkusen (GER)	16/09/99
OB	5.76	BRIGHT Tim	USA Seoul (KOR)	29/09/88

GROUP A

Rank	No	Name	NOC Code	Date of Birth	Result	Points
1	1879	MACZEY Mike	GER	28 SEP 1972	5.10	941 (5710)
		4.30 4.40 4.50 4.60 4.70 4.80 4.90 5.00 5.10 5.20				
		- - - - 0 - XO XXO 0 XXX				
2	1863	BUSEMANN Frank	GER	26 FEB 1975	5.00	910 (6763)
		4.30 4.40 4.50 4.60 4.70 4.80 4.90 5.00 5.10				
		- - 0 - - 0 - 0 XXX				
	2885	LOBODIN Lev	RUS	1 APR 1969	5.00	910 (6866)
		4.30 4.40 4.50 4.60 4.70 4.80 4.90 5.00 5.10				
		- - - - 0 - 0 XXX				
	1647	NOOL Erki	EST	25 JUN 1970	5.00	910 (7067)
		4.30 4.40 4.50 4.60 4.70 4.80 4.90 5.00 5.10 5.20				
		- - - - - - - 0 - XXX				
	3218	YURKOV Olexandr	UKR	21 JUL 1975	5.00	910 (6653)
		4.30 4.40 4.50 4.60 4.70 4.80 4.90 5.00 5.10 5.20				
		- - - 0 - 0 - 0 XXX				
6	1885	SCHMID Stefan	GER	6 MAY 1970	5.00	910 (6659)
		4.30 4.40 4.50 4.60 4.70 4.80 4.90 5.00 5.10				
		- - 0 - 0 - XXO 0 XXX				
7	1726	HERNU Laurent	FRA	28 AUG 1976	5.00	910 (6532)
		4.30 4.40 4.50 4.60 4.70 4.80 4.90 5.00 5.10				
		- - XO - 0 0 XXO 0 XXX				
8	3289	JANVRIN Kip	USA	8 JUL 1965	5.00	910 (6209)
		4.30 4.40 4.50 4.60 4.70 4.80 4.90 5.00 5.10 5.20				
		- - - - - XO - XO - XXX				

LEGEND / LEGENDE

No	Number / Numéro	-	Pass / Essai non tenté
x	Failure / Essai manqué	WB	World Best / Meilleur perf. mond.
o	Clearance / Réussi	OB	Olympic Best / M. P. Olympique

**RESULTS****RESULTATS****MEN'S POLE VAULT
DECATHLON A
SAUT A LA PERCHE - HOMMES
DECATHLON A**

THU 28 SEP 2000

JEU 28 SEPT 2000

OLYMPIC STADIUM

WB	5.76	LOBINGER Tim	GER Leverkusen (GER)	16/09/99
OB	5.76	BRIGHT Tim	USA Seoul (KOR)	29/09/88

GROUP A

Rank	No	Name	NOC Code	Date of Birth	Result	Points																
9	3306	PAPPAS Tom	USA	6 SEP 1976	4.90	880 (7004)																
<table border="1"> <tr> <td>4.30</td><td>4.40</td><td>4.50</td><td>4.60</td><td>4.70</td><td>4.80</td><td>4.90</td><td>5.00</td> </tr> <tr> <td>-</td><td>-</td><td>-</td><td>XO</td><td>-</td><td>XO</td><td>O</td><td>XXX</td> </tr> </table>							4.30	4.40	4.50	4.60	4.70	4.80	4.90	5.00	-	-	-	XO	-	XO	O	XXX
4.30	4.40	4.50	4.60	4.70	4.80	4.90	5.00															
-	-	-	XO	-	XO	O	XXX															
10	1521	RYBA Jiri	CZE	15 JUN 1976	4.90	880 (6528)																
<table border="1"> <tr> <td>4.30</td><td>4.40</td><td>4.50</td><td>4.60</td><td>4.70</td><td>4.80</td><td>4.90</td><td>5.00</td> </tr> <tr> <td>-</td><td>-</td><td>-</td><td>-</td><td>-</td><td>O</td><td>XO</td><td>XXX</td> </tr> </table>							4.30	4.40	4.50	4.60	4.70	4.80	4.90	5.00	-	-	-	-	-	O	XO	XXX
4.30	4.40	4.50	4.60	4.70	4.80	4.90	5.00															
-	-	-	-	-	O	XO	XXX															
11	1685	HAMALAINEN Eduard	FIN	21 JAN 1969	4.80	849 (6380)																
<table border="1"> <tr> <td>4.30</td><td>4.40</td><td>4.50</td><td>4.60</td><td>4.70</td><td>4.80</td><td>4.90</td><td>5.00</td> </tr> <tr> <td>-</td><td>-</td><td>-</td><td>-</td><td>-</td><td>O</td><td>-</td><td>XXX</td> </tr> </table>							4.30	4.40	4.50	4.60	4.70	4.80	4.90	5.00	-	-	-	-	-	O	-	XXX
4.30	4.40	4.50	4.60	4.70	4.80	4.90	5.00															
-	-	-	-	-	O	-	XXX															
12	2058	KURTOSI Zsolt	HUN	21 MAR 1971	4.80	849 (6795)																
<table border="1"> <tr> <td>4.30</td><td>4.40</td><td>4.50</td><td>4.60</td><td>4.70</td><td>4.80</td><td>4.90</td> </tr> <tr> <td>O</td><td>-</td><td>O</td><td>O</td><td>XO</td><td>O</td><td>XXX</td> </tr> </table>							4.30	4.40	4.50	4.60	4.70	4.80	4.90	O	-	O	O	XO	O	XXX		
4.30	4.40	4.50	4.60	4.70	4.80	4.90																
O	-	O	O	XO	O	XXX																
13	1710	BOULINEAU Wilfrid	FRA	13 MAY 1970	4.80	849 (6380)																
<table border="1"> <tr> <td>4.30</td><td>4.40</td><td>4.50</td><td>4.60</td><td>4.70</td><td>4.80</td><td>4.90</td> </tr> <tr> <td>-</td><td>-</td><td>XO</td><td>-</td><td>XO</td><td>O</td><td>XXX</td> </tr> </table>							4.30	4.40	4.50	4.60	4.70	4.80	4.90	-	-	XO	-	XO	O	XXX		
4.30	4.40	4.50	4.60	4.70	4.80	4.90																
-	-	XO	-	XO	O	XXX																
14	1512	DVORAK Tomas	CZE	11 MAY 1972	4.40	731 (6767)																
<table border="1"> <tr> <td>4.30</td><td>4.40</td><td>4.50</td><td>4.60</td> </tr> <tr> <td>-</td><td>O</td><td>-</td><td>XXX</td> </tr> </table>							4.30	4.40	4.50	4.60	-	O	-	XXX								
4.30	4.40	4.50	4.60																			
-	O	-	XXX																			

LEGEND / LEGENDE

No	Number / Numéro	-	Pass / Essai non tenté
x	Failure / Essai manqué	WB	World Best / Meilleur perf. mond.
o	Clearance / Réussi	OB	Olympic Best / M. P. Olympique

**RESULTS****RESULTATS****MEN'S POLE VAULT
DECATHLON B****SAUT A LA PERCHE - HOMMES
DECATHLON B**

THU 28 SEP 2000

JEU 28 SEPT 2000

OLYMPIC STADIUM

WB	5.76	LOBINGER Tim	GER Leverkusen (GER)	16/09/99
OB	5.76	BRIGHT Tim	USA Seoul (KOR)	29/09/88

GROUP B

Rank	No	Name	NOC Code	Date of Birth	Result	Points
1	3101	DAGARD Henrik	SWE	7 AUG 1969	5.10	941 (6742)
					3.80 4.20 4.30 4.40 4.50 4.60 4.70 4.80 4.90 5.00 5.10	
					- - - - - 0 - 0 0 XO XO	
2	3204	LAUKHIN Fedir	UKR	13 FEB 1974	4.90	880 (6310)
					3.80 4.20 4.30 4.40 4.50 4.60 4.70 4.80 4.90 5.00	
					- - - - XO - 0 0 0 XXX	
3	2745	ANIBAL Mario	POR	25 MAR 1972	4.90	880 (6709)
					3.80 4.20 4.30 4.40 4.50 4.60 4.70 4.80 4.90 5.00	
					- - - 0 0 XO 0 XO 0 XXX	
4	1522	SEBRLE Roman	CZE	26 NOV 1974	4.80	849 (7054)
					3.80 4.20 4.30 4.40 4.50 4.60 4.70 4.80 4.90 5.00	
					- 0 - 0 - 0 - 0 - XXX	
5	1645	KASEORG Indrek	EST	16 DEC 1967	4.80	849 (6387)
					3.80 4.20 4.30 4.40 4.50 4.60 4.70 4.80 4.90	
					- - - 0 - 0 XO 0 XXX	
	2066	ZSIVOCZKY Attila	HUN	29 APR 1977	4.80	849 (6661)
					3.80 4.20 4.30 4.40 4.50 4.60 4.70 4.80 4.90	
					- - 0 - 0 XO 0 0 XXX	
7	1806	MACEY Dean	GBR	12 DEC 1977	4.80	849 (7035)
					3.80 4.20 4.30 4.40 4.50 4.60 4.70 4.80 4.90	
					- - - 0 - 0 XO XO XXX	
8	3286	HUFFINS Chris	USA	15 APR 1970	4.70	819 (7907)
					3.80 4.20 4.30 4.40 4.50 4.60 4.70 4.80	
					- - - 0 - 0 0 XXX	

LEGEND / LEGENDE

No	Number / Numéro	-	Pass / Essai non tenté
x	Failure / Essai manqué	WB	World Best / Meilleur perf. mond.
o	Clearance / Réussi	OB	Olympic Best / M. P. Olympique

**RESULTS****RESULTATS****MEN'S POLE VAULT
DECATHLON B****SAUT A LA PERCHE - HOMMES
DECATHLON B**

THU 28 SEP 2000

JEU 28 SEPT 2000

OLYMPIC STADIUM

WB	5.76	LOBINGER Tim	GER Leverkusen (GER)	16/09/99
OB	5.76	BRIGHT Tim	USA Seoul (KOR)	29/09/88

GROUP B

Rank	No	Name	NOC Code	Date of Birth	Result	Points
9	3207	MYKHAYLENKO Volodymyr	UKR	27 AUG 1973	4.60	790 (6965)
		3.80 4.20 4.30 4.40 4.50 4.60 4.70 - - - - - O XXX				
10	1143	AMBROSCH Klaus	AUT	23 MAY 1973	4.60	790 (6385)
		3.80 4.20 4.30 4.40 4.50 4.60 4.70 - - XO - XXO O XXX				
11	1468	DUANY Raul	CUB	4 JAN 1975	4.60	790 (6504)
		3.80 4.20 4.30 4.40 4.50 4.60 4.70 - XO O O XXO XO XXX				
	1463	BALANQUE Eugenio	CUB	20 DEC 1968	NM	(5677)
		3.80 4.20 4.30 - - XXX				
	2253	BERNARD Claston	JAM	22 MAR 1979	NM	(4865)
		3.80 xxx				
	1970	KORKIZOGLU Prodromos	GRE	27 FEB 1975	DNS	
		3.80 DNS				

LEGEND / LEGENDE

No	Number / Numéro	-	Pass / Essai non tenté	NM	No Mark / Aucun essai réussi
x	Failure / Essai manqué	WB	World Best / Meilleur perf. mond.	DNS	Did Not Start / Non partant
o	Clearance / Réussi	OB	Olympic Best / M. P. Olympique		



RESULTS SUMMARY

RECAPITULATIF DES RESULTATS

WOMEN'S HEPTATHLON
SCOREHEPTATHLON - FEMMES
RESULTAT

SUN 24 SEP 2000

DIM 24 SEPT 2000

OLYMPIC STADIUM

WR	7291	JOYNER-KERSEE Jackie	USA	Seoul (KOR)	24/09/88
OR	7291	JOYNER-KERSEE Jackie	USA	Seoul (KOR)	24/09/88

END OF EVENT

Rank	No	Name	NOC Code	100m H	HJ	SP	200m	LJ	JT	800m	Prog. Points	Behind Leader
1	1833	LEWIS Denise	GBR	13.23 (+0.3)	1.75	15.55	24.34 (-0.1)	6.48 (+0.8)	50.19	2:16.83	6584	
				1090(2)	916(13)	898(1)	948(8)	1001(3)	864(2)	867(14)		
2	2967	PROKHOROVA Yelena	RUS	13.63 (+0.3)	1.81	13.21	23.72 (-0.1)	6.59 (-0.4)	45.05	2:10.32	6531	53
				1031(12)	991(5)	741(19)	1008(2)	1036(1)	764(11)	960(3)		
3	1244	SAZANOVICH Natalya	BLR	13.45 (-0.2)	1.84	14.79	24.12 (-0.6)	6.50 (-0.5)	43.97	2:16.41	6527	57 SB
				1058(7)	1029(1)	847(3)	969(6)	1007(2)	744(13)	873(11)		
4	2742	WLODARCZYK Urszula	POL	13.33 (+0.3)	1.78	14.45	24.29 (-0.1)	6.31 (-0.8)	46.16	2:12.15	6470	114 SB
				1075(4)	953(8)	824(4)	953(7)	946(5)	786(7)	933(5)		
5	1896	BRAUN Sabine	GER	13.49 (+0.3)	1.81	14.33	24.74 (-0.1)	6.22 (-1.7)	48.56	2:19.14	6355	229
				1052(9)	991(5)	816(5)	911(15)	918(6)	832(4)	835(18)		
6	2971	ROSHCHUPKINA Natalya	RUS	13.70 (+0.3)	1.84	14.03	23.53 (-0.1)	5.47 (-1.2)	43.87	2:12.24	6237	347
				1021(14)	1029(1)	796(8)	1026(1)	691(27)	742(14)	932(6)		
7	1905	ERTL Karin	GER	13.43 (-0.2)	1.78	13.55	24.64 (-0.6)	6.22 (+1.6)	42.70	2:16.25	6209	375
				1060(6)	953(8)	764(13)	920(12)	918(6)	719(19)	875(10)		
8	1699	HAUTALA Tiia	FIN	13.62 (-0.5)	1.78	13.31	25.00 (+1.4)	6.12 (-0.3)	45.40	2:14.90	6173	411
				1033(11)	953(8)	748(17)	887(19)	887(8)	771(9)	894(9)		
9	3366	NATHAN Dedee	USA	13.74 (-0.2)	1.78	14.22	24.84 (-0.6)	6.06 (-0.7)	43.48	2:16.67	6150	434
				1015(16)	953(8)	809(6)	902(17)	868(10)	734(17)	869(13)		
10	1119	JAMIESON Jane	AUS	14.09 (-0.2)	1.81	13.59	25.27 (-0.6)	6.09 (+0.9)	45.32	2:16.57	6104	480
				966(21)	991(5)	767(10)	862(22)	877(9)	770(10)	871(12)		
11	1493	GARCIA Magalys	CUB	13.46 (+0.5)	1.66	13.29	24.58 (-0.2)	5.92 (+1.0)	50.31	2:19.64	6054	530 SB
				1056(8)	806(25)	747(18)	926(10)	825(17)	866(1)	828(19)		
12	2500	SKUJYTE Austra	LTU	14.37 (-0.5)	1.78	15.09	25.35 (+1.4)	5.97 (-0.3)	45.43	2:20.25	6034	550
				927(27)	953(8)	867(2)	855(23)	840(13)	772(8)	820(23)		
13	1704	RAJAMAKI Susanna	FIN	13.60 (+0.5)	1.66	13.87	24.03 (-0.2)	6.36 (+0.5)	37.00	2:18.47	6021	563 PB
				1036(10)	806(25)	785(9)	978(4)	962(4)	610(24)	844(15)		
14	2224	BACHER Gertrud	ITA	13.82 (+0.5)	1.75	12.75	24.96 (-0.2)	5.84 (-0.8)	41.14	2:09.08	5989	595
				1004(17)	916(13)	711(21)	890(18)	801(22)	689(21)	978(1)		
15	2946	KORITSKAIA Dina	RUS	13.88 (+0.3)	1.72	13.53	24.08 (-0.1)	5.56 (+0.4)	40.67	2:09.77	5975	609
				995(18)	879(16)	763(14)	973(5)	717(26)	680(22)	968(2)		

LEGEND / LEGENDE

No	Number / Numéro	SB	Season Best / Meilleure perf. sai.
WR	World Record / Record du monde	PB	Personal Best / Record personnel
OR	Olympic Record / Record olympique		



WR	7291	JOYNER-KERSEE Jackie	USA Seoul (KOR)	24/09/88
OR	7291	JOYNER-KERSEE Jackie	USA Seoul (KOR)	24/09/88

END OF EVENT

Rank	No	Name	NOC Code	100m H	HJ	SP	200m	LJ	JT	800m	Prog. Points	Behind Leader
16	2353	KAZANINA Svetlana	KAZ	14.71 (-0.5) 880(29)	1.75 916(13)	12.97 725(20)	25.04 (+1.4) 883(20)	5.84 (-0.2) 801(22)	43.53 735(16)	2:10.45 958(4)	5898	686
17	1022	AZZIZI Yasmina	ALG	13.64 (+0.5) 1030(13)	1.60 736(30)	14.17 805(7)	24.59 (-0.2) 925(11)	5.88 (+0.2) 813(20)	46.28 788(6)	2:21.82 799(25)	5896	688 SB
18	2835	TIGAU Viorica	ROM	13.39 (-0.2) 1066(5)	1.72 879(16)	11.53 630(25)	24.80 (-0.6) 905(16)	6.01 (-0.3) 853(12)	43.38 732(18)	2:19.65 828(19)	5893	691
19	1766	TEPPE Nathalie	FRA	14.02 (-0.2) 976(20)	1.72 879(16)	13.44 757(15)	26.39 (-0.6) 763(29)	5.94 (-0.5) 831(15)	46.98 802(5)	2:18.56 843(17)	5851	733
20	3236	NECHEPORUK Larysa	UKR	14.53 (-0.2) 905(28)	1.72 879(16)	13.56 765(11)	25.76 (-0.6) 818(25)	5.89 (-0.1) 816(19)	44.57 755(12)	2:19.94 824(21)	5762	822
21	2358	NAUMENKO Irina	KAZ	14.26 (-0.5) 942(26)	1.84 1029(1)	11.26 612(28)	25.19 (+1.4) 869(21)	5.88 (-0.2) 813(20)	32.53 525(27)	2:18.49 844(15)	5634	950
22	3169	MARK Marsha	TRI	13.72 (+0.5) 1018(15)	1.66 806(25)	11.44 624(26)	25.35 (-0.2) 855(23)	5.90 (-0.7) 819(18)	48.99 841(3)	2:32.36 664(27)	5627	957
23	3223	BLONSKA Lyudmyla	UKR	15.12 (-0.5) 826(32)	1.72 879(16)	13.57 765(11)	26.36 (+1.4) 766(28)	5.57 (-0.8) 720(25)	42.50 715(20)	2:13.52 914(8)	5585	999
24	2106	GUDANDDA GANAPATHY Pramila	IND	14.22 (-0.5) 947(25)	1.69 842(22)	11.14 604(29)	24.69 (+1.4) 915(13)	5.96 (-0.4) 837(14)	36.02 591(26)	2:20.86 812(24)	5548	1036
25	2104	BISWAS Soma	IND	14.11 (-0.5) 963(22)	1.63 771(29)	11.69 641(23)	24.73 (+1.4) 912(14)	5.64 (+0.1) 741(24)	39.59 659(23)	2:22.17 794(26)	5481	1103
26	3332	BURRELL Shelia	USA	13.30 (+0.3) 1080(3)	NM 0(32)	13.32 749(16)	24.01 (-0.1) 980(3)	6.05 (-0.0) 865(11)	43.72 739(15)	2:12.22 932(6)	5345	1239
27	3400	KABANOVA Safiya	UZB	14.89 (+0.5) 856(30)	1.72 879(16)	11.56 632(24)	27.27 (-0.2) 690(30)	5.22 (-0.1) 620(28)	36.61 602(25)	2:20.11 822(22)	5101	1483
1750	BARBER Eunice	FRA	12.97 (+0.3) 1129(1)	1.84 1029(1)	11.27 613(27)	24.47 (-0.1) 936(9)	5.93 (-0.3) 828(16)	DNS				
1620	CLOPES Imma	ESP	14.20 (+0.5) 950(24)	1.66 806(25)	12.70 707(22)	26.25 (-0.2) 775(27)	NM 0(29)	DNS				
2008	VANAKARA Asimina	GRE	14.19 (+0.5) 952(23)	1.69 842(22)	10.74 578(30)	25.78 (-0.2) 817(26)	NM 0(29)	DNS				

LEGEND / LEGENDE

No	Number / Numéro	SB	Season Best / Meilleure perf. sai.	DNS	Did Not Start / Non partant
WR	World Record / Record du monde	PB	Personal Best / Record personnel		
OR	Olympic Record / Record olympique	NM	No Mark / Aucun essai réussi		

**RESULTS SUMMARY****RECAPITULATIF DES RESULTATS****WOMEN'S HEPTATHLON
SCORE****HEPTATHLON - FEMMES
RESULTAT**

SUN 24 SEP 2000

DIM 24 SEPT 2000

OLYMPIC STADIUM

WR	7291	JOYNER-KERSEE Jackie	USA	Seoul (KOR)	24/09/88
OR	7291	JOYNER-KERSEE Jackie	USA	Seoul (KOR)	24/09/88

END OF EVENT

Rank	No	Name	NOC Code	100m H	HJ	SP	200m	LJ	JT	800m	Prog. Points	Behind Leader
2072	INANCSI Rita	HUN	15.11 (-0.5) 827 (31)	1.69 842 (22)	DNS	DNS						
1922	RETZKE Astrid	GER	13.92 (-0.2) 990 (19)	1.57 701 (31)	DNS	DNS						
3118	SHOUAA Ghada	SYR	DNF 0 (33)	DNS								

LEGEND / LEGENDE

No	Number / Numéro	SB	Season Best / Meilleure perf. sai.	DNS	Did Not Start / Non partant
WR	World Record / Record du monde	PB	Personal Best / Record personnel	DNF	Did Not Finish / Abandon
OR	Olympic Record / Record olympique	NM	No Mark / Aucun essai réussi		

**RESULTS****RESULTATS****WOMEN'S 200M
HEPTATHLON****200 M - FEMMES
HEPTATHLON**

SAT 23 SEP 2000

SAM 23 SEPT 2000

OLYMPIC STADIUM

WB	22.30	JOYNER-KERSEE Jackie	USA Indianapolis (USA)	15/07/88
-----------	--------------	-----------------------------	-------------------------------	-----------------

HEAT 1

Wind: -0.2 m/s

Rank	No	Name	NOC Code	Date of Birth	Lane / Order	Reaction	Result	Points
1	1704	RAJAMAKI Susanna	FIN	19 SEP 1979	4	0.196	24.03	978
2	1493	GARCIA Magalys	CUB	23 OCT 1971	3	0.282	24.58	926
3	1022	AZZIZI Yasmina	ALG	25 FEB 1966	5	0.358	24.59	925
4	2224	BACHER Gertrud	ITA	28 FEB 1971	2	0.238	24.96	890
5	3169	MARK Marsha	TRI	20 JAN 1974	7	0.317	25.35	855
6	2008	VANAKARA Asimina	GRE	14 JUL 1979	1	0.176	25.78	817
7	1620	CLOPES Inma	ESP	19 JAN 1968	6	0.186	26.25	775
8	3400	KABANOVA Safiya	UZB	29 MAY 1970	8	0.267	27.27	690

HEAT 2

Wind: +1.4 m/s

Rank	No	Name	NOC Code	Date of Birth	Lane / Order	Reaction	Result	Points
1	2106	GUDANDDA GANAPATHY Pramila	IND	8 MAY 1977	1	0.225	24.69	915
2	2104	BISWAS Soma	IND	16 MAY 1978	6		24.73	912
3	1699	HAUTALA Tiia	FIN	3 APR 1972	8	0.137	25.00	887
4	2353	KAZANINA Svetlana	KAZ	31 OCT 1971	5	0.275	25.04	883
5	2358	NAUMENKO Irina	KAZ	13 FEB 1980	3	0.316	25.19	869
6	2500	SKUJYTE Austra	LTU	12 AUG 1979	2	0.190	25.35	855
7	3223	BLONSKA Lyudmyla	UKR	18 MAR 1975	7	0.191	26.36	766
	2072	INANCSI Rita	HUN	6 JAN 1971	4		DNS	

HEAT 3

Wind: -0.6 m/s

Rank	No	Name	NOC Code	Date of Birth	Lane / Order	Reaction	Result	Points
1	1244	SAZANOVICH Natalya	BLR	15 AUG 1973	3	0.199	24.12	969
2	1905	ERTL Karin	GER	23 JUN 1974	7	0.177	24.64	920
3	2835	TIGAU Viorica	ROM	12 AUG 1979	6	0.180	24.80	905
4	3366	NATHAN Dedee	USA	20 APR 1968	4	0.195	24.84	902
5	1119	JAMIESON Jane	AUS	23 JUN 1975	2	0.178	25.27	862
6	3236	NECHEPORUK Larysa	UKR	24 DEC 1970	8	0.188	25.76	818
7	1766	TEPPE Nathalie	FRA	22 MAY 1972	1	0.178	26.39	763
	1922	RETZKE Astrid	GER	13 JUL 1973	5		DNS	

LEGEND / LEGENDE	
No	Number / Numéro
WB	World Best / Meilleur perf. mond.
DNS	Did Not Start / Non partant



RESULTS

RESULTATS

WOMEN'S 200M
HEPTATHLON

200 M - FEMMES
HEPTATHLON



SAT 23 SEP 2000

SAM 23 SEPT 2000

OLYMPIC STADIUM

WB	22.30	JOYNER-KERSEE Jackie	USA Indianapolis (USA)	15/07/88
----	-------	----------------------	------------------------	----------

HEAT 4

Wind: -0.1 m/s

Rank	No	Name	NOC Code	Date of Birth	Lane / Order	Reaction	Result	Points
1	2971	ROSHCHUPKINA Natalya	RUS	13 JAN 1978	1	0.247	23.53	1026
2	2967	PROKHOROVA Yelena	RUS	16 APR 1978	8	0.203	23.72	1008
3	3332	BURRELL Shelia	USA	15 JAN 1972	7	0.174	24.01	980
4	2946	KORITSKAIA Dina	RUS	27 FEB 1975	6	0.283	24.08	973
5	2742	WLODARCZYK Urszula	POL	22 DEC 1965	2	0.195	24.29	953
6	1833	LEWIS Denise	GBR	27 AUG 1972	3	0.181	24.34	948
7	1750	BARBER Eunice	FRA	17 NOV 1974	4	0.182	24.47	936
8	1896	BRAUN Sabine	GER	19 JUN 1965	5	0.172	24.74	911

LEGEND / LEGENDE	
No	Number / Numéro
WB	World Best / Meilleur perf. mond.
DNS	Did Not Start / Non partant



ATHLETISME
Athletics
ATHLETISME
Athletics
ATHLETISME
Athletics
ATHLETISME
Athletics

**RESULTS****RESULTATS****WOMEN'S 800M
HEPTATHLON****800 M - FEMMES
HEPTATHLON**

SUN 24 SEP 2000

DIM 24 SEPT 2000

OLYMPIC STADIUM

WB	2:01.84	DEBOIS Nadine	FRA Talence (FRA)	27/09/87
OB	2:04.20	BEHMER Anke	GDR Seoul (KOR)	24/09/88

HEAT 1

Rank	No	Name	NOC Code	Date of Birth	Lane / Order	Result	Points
1	3332	BURRELL Shelia	USA	15 JAN 1972	3	2:12.22	PB 932
2	3223	BLONSKA Lyudmyla	UKR	18 MAR 1975	6	2:13.52	914
3	2358	NAUMENKO Irina	KAZ	13 FEB 1980	7	2:18.49	844
4	3400	KABANOVA Safiya	UZB	29 MAY 1970	2	2:20.11	822
5	2106	GUDANDDA GANAPATHY Pramila	IND	8 MAY 1977	4	2:20.86	812
6	2104	BISWAS Soma	IND	16 MAY 1978	5	2:22.17	794

HEAT 2

Rank	No	Name	NOC Code	Date of Birth	Lane / Order	Result	Points
1	2224	BACHER Gertrud	ITA	28 FEB 1971	4	2:09.08	978
2	2946	KORITSKAIA Dina	RUS	27 FEB 1975	6	2:09.77	968
3	2353	KAZANINA Svetlana	KAZ	31 OCT 1971	5	2:10.45	958
4	1766	TEPPE Nathalie	FRA	22 MAY 1972	3	2:18.56	843
5	3236	NECHEPORUK Larysa	UKR	24 DEC 1970	2	2:19.94	824
6	3169	MARK Marsha	TRI	20 JAN 1974	7	2:32.36	664

HEAT 3

Rank	No	Name	NOC Code	Date of Birth	Lane / Order	Result	Points
1	1699	HAUTALA Tiia	FIN	3 APR 1972	7	2:14.90	894
2	1119	JAMIESON Jane	AUS	23 JUN 1975	4	2:16.57	871
3	1704	RAJAMAKI Susanna	FIN	19 SEP 1979	5	2:18.47	844
4	1493	GARCIA Magalys	CUB	23 OCT 1971	3	2:19.64	828
5	2835	TIGAU Viorica	ROM	12 AUG 1979	6	2:19.65	PB 828
6	2500	SKUJYTE Austra	LTU	12 AUG 1979	2	2:20.25	820
7	1022	AZZIZI Yasmina	ALG	25 FEB 1966	1	2:21.82	799

LEGEND / LEGENDE

No	Number / Numéro	PB	Personal Best / Record personnel
WB	World Best / Meilleur perf. mond.		
OB	Olympic Best / M. P. Olympique		

**RESULTS****RESULTATS****WOMEN'S 800M
HEPTATHLON****800 M - FEMMES
HEPTATHLON**

SUN 24 SEP 2000

OLYMPIC STADIUM

DIM 24 SEPT 2000

WB	2:01.84	DEBOIS Nadine	FRA Talence (FRA)	27/09/87
OB	2:04.20	BEHMER Anke	GDR Seoul (KOR)	24/09/88

HEAT 4

Rank	No	Name	NOC Code	Date of Birth	Lane / Order	Result	Points
1	2967	PROKHOROVA Yelena	RUS	16 APR 1978	6	2:10.32	960
2	2742	WLODARCZYK Urszula	POL	22 DEC 1965	5	2:12.15	933
3	2971	ROSHCHUPKINA Natalya	RUS	13 JAN 1978	4	2:12.24	932
4	1905	ERTL Karin	GER	23 JUN 1974	8	2:16.25	875
5	1244	SAZANOVICH Natalya	BLR	15 AUG 1973	2	2:16.41	PB 873
6	3366	NATHAN Dedee	USA	20 APR 1968	7	2:16.67	869
7	1833	LEWIS Denise	GBR	27 AUG 1972	3	2:16.83	867
8	1896	BRAUN Sabine	GER	19 JUN 1965	1	2:19.14	835

LEGEND / LEGENDE

No	Number / Numéro	PB	Personal Best / Record personnel
WB	World Best / Meilleur perf. mond.		
OB	Olympic Best / M. P. Olympique		

**RESULTS****RESULTATS****WOMEN'S 100M HURDLES
HEPTATHLON****100 M HAIES - FEMMES
HEPTATHLON**

SAT 23 SEP 2000

SAM 23 SEPT 2000

OLYMPIC STADIUM

WB	12.64	PAETZ Sabine	GDR Potsdam (GDR)	05/05/84
-----------	--------------	---------------------	-------------------	----------

HEAT 1

Wind: +0.5 m/s

Rank	No	Name	NOC Code	Date of Birth	Lane / Order	Reaction	Result	Points
1	1493	GARCIA Magalys	CUB	23 OCT 1971	7	0.191	13.46	1056
2	1704	RAJAMAKI Susanna	FIN	19 SEP 1979	5	0.181	13.60	1036
3	1022	AZZIZI Yasmina	ALG	25 FEB 1966	1	0.329	13.64	1030
4	3169	MARK Marsha	TRI	20 JAN 1974	4	0.175	13.72	PB 1018
5	2224	BACHER Gertrud	ITA	28 FEB 1971	2	0.203	13.82	1004
6	2008	VANAKARA Asimina	GRE	14 JUL 1979	3	0.206	14.19	952
7	1620	CLOPES Inma	ESP	19 JAN 1968	8	0.188	14.20	950
8	3400	KABANOVA Safiya	UZB	29 MAY 1970	6	0.344	14.89	856

HEAT 2

Wind: -0.5 m/s

Rank	No	Name	NOC Code	Date of Birth	Lane / Order	Reaction	Result	Points
1	1699	HAUTALA Tiia	FIN	3 APR 1972	8	0.147	13.62	1033
2	2104	BISWAS Soma	IND	16 MAY 1978	6	0.268 F ¹	14.11	963
3	2106	GUDANDDA GANAPATHY Pramila	IND	8 MAY 1977	5	0.268	14.22	947
4	2358	NAUMENKO Irina	KAZ	13 FEB 1980	4	0.288	14.26	942
5	2500	SKUJYTE Austra	LTU	12 AUG 1979	7	0.213	14.37	927
6	2353	KAZANINA Svetlana	KAZ	31 OCT 1971	3	0.234	14.71	880
7	2072	INANCSI Rita	HUN	6 JAN 1971	1	0.193	15.11	827
8	3223	BLONSKA Lyudmyla	UKR	18 MAR 1975	2	0.199	15.12	826

HEAT 3

Wind: -0.2 m/s

Rank	No	Name	NOC Code	Date of Birth	Lane / Order	Reaction	Result	Points
1	2835	TIGAU Viorica	ROM	12 AUG 1979	4	0.205	13.39	1066
2	1905	ERTL Karin	GER	23 JUN 1974	1	0.164	13.43	1060
3	1244	SAZANOVICH Natalya	BLR	15 AUG 1973	2	0.227	13.45	1058
4	3366	NATHAN Dedee	USA	20 APR 1968	7	0.220	13.74	1015
5	1922	RETZKE Astrid	GER	13 JUL 1973	6	0.176	13.92	990
6	1766	TEPPE Nathalie	FRA	22 MAY 1972	8	0.226	14.02	976
7	1119	JAMIESON Jane	AUS	23 JUN 1975	5	0.181	14.09	966
8	3236	NECHEPORUK Larysa	UKR	24 DEC 1970	3	0.203	14.53	905

Cloudy

Humidity : 69%

Air Temp.: 17°C/ 63°F

Wind : 7 km/h W

LEGEND / LEGENDE**No** Number / Numéro **Fx** False Start / Faux départ**WB** World Best / Meilleur perf. mond.**PB** Personal Best / Record personnel

**RESULTS****RESULTATS****WOMEN'S 100M HURDLES
HEPTATHLON****100 M HAIES - FEMMES
HEPTATHLON**SAT 23 SEP 2000
SAM 23 SEPT 2000

OLYMPIC STADIUM

WB	12.64	PAETZ Sabine	GDR Potsdam (GDR)	05/05/84
-----------	--------------	---------------------	-------------------	----------

HEAT 4

Wind: +0.3 m/s

Rank	No	Name	NOC Code	Date of Birth	Lane / Order	Reaction	Result	Points
1	1750	BARBER Eunice	FRA	17 NOV 1974	3	0.173	12.97	1129
2	1833	LEWIS Denise	GBR	27 AUG 1972	4	0.195	13.23	1090
3	3332	BURRELL Shelia	USA	15 JAN 1972	5	0.158	13.30	1080
4	2742	WLODARCZYK Urszula	POL	22 DEC 1965	8	0.185	13.33	1075
5	1896	BRAUN Sabine	GER	19 JUN 1965	6	0.158	13.49	1052
6	2967	PROKHOROVA Yelena	RUS	16 APR 1978	1	0.184	13.63	1031
7	2971	ROSHCHUPKINA Natalya	RUS	13 JAN 1978	7		13.70	PB 1021
8	2946	KORITSKAIA Dina	RUS	27 FEB 1975	2	0.284	13.88	995
	3118	SHOUAA Ghada	SYR	10 SEP 1972	9	0.259	DNF	0

Cloudy

Humidity : 69%

Air Temp.: 17°C/ 63°F

Wind : 7 km/h W

LEGEND / LEGENDE

No Number / Numéro **Fx** False Start / Faux départ
WB World Best / Meilleur perf. mond. **DNF** Did Not Finish / Abandon
PB Personal Best / Record personnel

**RESULTS****RESULTATS****WOMEN'S SHOT PUT
HEPTATHLON A
LANCER DE POIDS - FEMMES
HEPTATHLON A**SAT 23 SEP 2000
SAM 23 SEPT 2000

OLYMPIC STADIUM

WB	16.98	OVCHINNIKOVA S.	URS Leningrad (URS)	19/07/85
-----------	--------------	------------------------	---------------------	----------

GROUP A

Rank	No	Name	NOC Code	Date of Birth	1	2	3	Result	Points (Tot. Pts)
1	1833	LEWIS Denise	GBR	27 AUG 1972	14.83	15.27	15.55	15.55	898 (2904)
2	1244	SAZANOVICH Natalya	BLR	15 AUG 1973	14.71	12.80	14.79	14.79	847 (2934)
3	2742	WLODARCZYK Urszula	POL	22 DEC 1965	13.64	14.45	13.95	14.45	824 (2852)
4	1896	BRAUN Sabine	GER	19 JUN 1965	14.33	13.87	13.93	14.33	816 (2859)
5	3366	NATHAN Dedee	USA	20 APR 1968	14.22	13.34	14.16	14.22	809 (2777)
6	2971	ROSHCHUPKINA Natalya	RUS	13 JAN 1978	13.07	13.65	14.03	14.03	796 (2846)
7	1119	JAMIESON Jane	AUS	23 JUN 1975	13.59	12.62	13.36	13.59	767 (2724)
8	3236	NECHEPORUK Larysa	UKR	24 DEC 1970	13.56	13.10	13.43	13.56	765 (2549)
9	1905	ERTL Karin	GER	23 JUN 1974	13.41	13.55	13.10	13.55	764 (2777)
10	2946	KORITSKAIA Dina	RUS	27 FEB 1975	12.71	13.53	x	13.53	763 (2637)
11	1766	TEPPE Nathalie	FRA	22 MAY 1972	13.05	13.44	13.23	13.44	757 (2612)
12	3332	BURRELL Shelia	USA	15 JAN 1972	13.32	x	x	13.32	749 (1829)
13	2967	PROKHOROVA Yelena	RUS	16 APR 1978	12.58	11.38	13.21	13.21	741 (2763)
14	2835	TIGAU Viorica	ROM	12 AUG 1979	x	11.53	11.28	11.53	630 (2575)
15	1750	BARBER Eunice	FRA	17 NOV 1974	10.50	11.27	x	11.27	613 (2771)

Cloudy Humidity : 69%
Air Temp.: 20°C/ 68°F
Wind : 18 km/h E

LEGEND / LEGENDE

No Number / Numéro **WB** World Best / Meilleur perf. mond.
x Failure / Essai manqué
- Pass / Essai non tenté



RESULTS

RESULTATS

WOMEN'S SHOT PUT
HEPTATHLON A
LANCER DE POIDS - FEMMES
HEPTATHLON A



SAT 23 SEP 2000
SAM 23 SEPT 2000

OLYMPIC STADIUM

WB	16.98	OVCHINNIKOVA S.	URS	Leningrad (URS)	19/07/85
----	-------	-----------------	-----	-----------------	----------

GROUP A

Rank	No	Name	NOC Code	Date of Birth	1	2	3	Result	Points (Tot. Pts)
	1922	RETZKE Astrid	GER	13 JUL 1973	DNS			DNS	

Cloudy Humidity : 69 %
 Air Temp.: 20°C/ 68°F
 Wind : 18 km/h E

LEGEND / LEGENDE	
No	Number / Numéro
x	Failure / Essai manqué
-	Pass / Essai non tenté
WB	World Best / Meilleur perf. mond.
DNS	Did Not Start / Non partant



ATHLETISME
Athletics
ATHLETISME
Athletics
ATHLETISME
Athletics
ATHLETISME
Athletics

**RESULTS****RESULTATS****WOMEN'S SHOT PUT
HEPTATHLON B****LANCER DE POIDS - FEMMES
HEPTATHLON B**SAT 23 SEP 2000
SAM 23 SEPT 2000

OLYMPIC STADIUM

WB	16.98	OVCHINNIKOVA S.	URS Leningrad (URS)	19/07/85
-----------	--------------	------------------------	---------------------	----------

GROUP B

Rank	No	Name	NOC Code	Date of Birth	1	2	3	Result	Points (Tot. Pts)
1	2500	SKUJYTE Austra	LTU	12 AUG 1979	14.64	14.66	15.09	15.09	867 PB (2747)
2	1022	AZZIZI Yasmina	ALG	25 FEB 1966	14.17	13.22	12.24	14.17	805 (2571)
3	1704	RAJAMAKI Susanna	FIN	19 SEP 1979	13.87	13.23	x	13.87	785 (2627)
4	3223	BLONSKA Lyudmyla	UKR	18 MAR 1975	13.57	12.47	12.88	13.57	765 (2470)
5	1699	HAUTALA Tiia	FIN	3 APR 1972	12.78	12.41	13.31	13.31	748 (2734)
6	1493	GARCIA Magalys	CUB	23 OCT 1971	12.73	13.29	12.98	13.29	747 (2609)
7	2353	KAZANINA Svetlana	KAZ	31 OCT 1971	x	12.37	12.97	12.97	725 (2521)
8	2224	BACHER Gertrud	ITA	28 FEB 1971	12.75	12.27	12.51	12.75	711 (2631)
9	1620	CLOPES Inma	ESP	19 JAN 1968	10.06	11.82	12.70	12.70	707 (2463)
10	2104	BISWAS Soma	IND	16 MAY 1978	11.35	11.32	11.69	11.69	641 (2375)
11	3400	KABANOVA Safiya	UZB	29 MAY 1970	11.56	10.84	11.10	11.56	632 (2367)
12	3169	MARK Marsha	TRI	20 JAN 1974	11.44	9.92	10.66	11.44	624 PB (2448)
13	2358	NAUMENKO Irina	KAZ	13 FEB 1980	11.26	10.76	10.72	11.26	612 (2583)
14	2106	GUDANDDA GANAPATHY Pramila	IND	8 MAY 1977	11.14	10.75	10.66	11.14	604 (2393)
15	2008	VANAKARA Asimina	GRE	14 JUL 1979	10.74	10.64	x	10.74	578 (2372)

Cloudy Humidity : 69%
 Air Temp.: 20°C/ 68°F
 Wind : 18 km/h E

LEGEND / LEGENDE	
No	Number / Numéro
x	Failure / Essai manqué
-	Pass / Essai non tenté
WB	World Best / Meilleur perf. mond.
PB	Personal Best / Record personnel



RESULTS

RESULTATS

WOMEN'S SHOT PUT
HEPTATHLON B
LANCER DE POIDS - FEMMES
HEPTATHLON B



SAT 23 SEP 2000
SAM 23 SEPT 2000

OLYMPIC STADIUM

WB	16.98	OVCHINNIKOVA S.	URS	Leningrad (URS)	19/07/85
----	-------	-----------------	-----	-----------------	----------

GROUP B

Rank	No	Name	NOC Code	Date of Birth	1	2	3	Result	Points (Tot. Pts)
	2072	INANCSI Rita	HUN	6 JAN 1971	DNS			DNS	

Cloudy Humidity : 69 %
 Air Temp.: 20°C/ 68°F
 Wind : 18 km/h E

LEGEND / LEGENDE		WB	World Best / Meilleur perf. mond.
No	Number / Numéro	PB	Personal Best / Record personnel
x	Failure / Essai manqué	DNS	Did Not Start / Non partant
-	Pass / Essai non tenté		



ATHLETISME
Athletics
ATHLETISME
Athletics
ATHLETISME
Athletics
ATHLETISME
Athletics

**RESULTS****RESULTATS****WOMEN'S JAVELIN THROW
HEPTATHLON A****LANCER DE JAVELOT - FEMMES
HEPTATHLON A**

SUN 24 SEP 2000

DIM 24 SEPT 2000

OLYMPIC STADIUM

WB	64.64	SANDERSON Tessa	GBR Brussels (BEL)	12/07/81
OB	55.70	SHOUAA Ghada	SYR Atlanta (USA)	28/07/96

GROUP A

Rank	No	Name	NOC Code	Date of Birth	1	2	3	Result	Points (Tot. Pts)
1	3169	MARK Marsha	TRI	20 JAN 1974	48.03	48.99	44.81	48.99	841 PB (4963)
2	1766	TEPPE Nathalie	FRA	22 MAY 1972	45.10	46.36	46.98	46.98	802 (5008)
3	1022	AZZIZI Yasmina	ALG	25 FEB 1966	45.67	40.81	46.28	46.28	788 PB (5097)
4	3236	NECHEPORUK Larysa	UKR	24 DEC 1970	43.36	44.57	42.31	44.57	755 (4938)
5	2353	KAZANINA Svetlana	KAZ	31 OCT 1971	43.53	40.13	42.77	43.53	735 (4940)
6	2835	TIGAU Viorica	ROM	12 AUG 1979	43.38	42.21	x	43.38	732 PB (5065)
7	3223	BLONSKA Lyudmyla	UKR	18 MAR 1975	41.81	40.80	42.50	42.50	715 (4671)
8	2224	BACHER Gertrud	ITA	28 FEB 1971	39.21	37.75	41.14	41.14	689 (5011)
9	2946	KORITSKAIA Dina	RUS	27 FEB 1975	40.21	40.67	39.01	40.67	680 (5007)
10	2104	BISWAS Soma	IND	16 MAY 1978	38.39	39.59	36.10	39.59	659 (4687)
11	3400	KABANOVA Safiya	UZB	29 MAY 1970	33.85	36.61	34.04	36.61	602 (4279)
12	2106	GUDANDDA GANAPATHY Pramila	IND	8 MAY 1977	36.02	33.90	34.30	36.02	591 (4736)
13	2358	NAUMENKO Irina	KAZ	13 FEB 1980	x	30.94	32.53	32.53	525 (4790)
	1620	CLOPES Imma	ESP	19 JAN 1968	DNS			DNS	
	2008	VANAKARA Asimina	GRE	14 JUL 1979	DNS			DNS	

LEGEND / LEGENDE

No	Number / Numéro	WB	World Best / Meilleur perf. mond.	DNS	Did Not Start / Non partant
x	Failure / Essai manqué	OB	Olympic Best / M. P. Olympique		
-	Pass / Essai non tenté	PB	Personal Best / Record personnel		

**RESULTS****RESULTATS****WOMEN'S JAVELIN THROW
HEPTATHLON B****LANCER DE JAVELOT - FEMMES
HEPTATHLON B**

SUN 24 SEP 2000

DIM 24 SEPT 2000

OLYMPIC STADIUM

WB	64.64	SANDERSON Tessa	GBR Brussels (BEL)	12/07/81
OB	55.70	SHOUAA Ghada	SYR Atlanta (USA)	28/07/96

GROUP B

Rank	No	Name	NOC Code	Date of Birth	1	2	3	Result	Points (Tot. Pts)
1	1493	GARCIA Magalys	CUB	23 OCT 1971	50.31	46.71	44.34	50.31	866 (5226)
2	1833	LEWIS Denise	GBR	27 AUG 1972	50.12	48.90	50.19	50.19	864 (5717)
3	1896	BRAUN Sabine	GER	19 JUN 1965	46.73	48.56	43.21	48.56	832 (5520)
4	2742	WLODARCZYK Urszula	POL	22 DEC 1965	46.16	44.88	44.16	46.16	786 PB (5537)
5	2500	SKUJYTE Austra	LTU	12 AUG 1979	40.24	45.43	42.64	45.43	772 (5214)
6	1699	HAUTALA Tiia	FIN	3 APR 1972	44.49	40.08	45.40	45.40	771 (5279)
7	1119	JAMIESON Jane	AUS	23 JUN 1975	43.94	45.32	44.35	45.32	770 (5233)
8	2967	PROKHOROVA Yelena	RUS	16 APR 1978	41.00	45.05	x	45.05	764 PB (5571)
9	1244	SAZANOVICH Natalya	BLR	15 AUG 1973	41.14	43.97	43.51	43.97	744 (5654)
10	2971	ROSHCHUPKINA Natalya	RUS	13 JAN 1978	43.87	41.32	40.39	43.87	742 (5305)
11	3332	BURRELL Shelia	USA	15 JAN 1972	43.72	43.51	38.07	43.72	739 (4413)
12	3366	NATHAN Dedee	USA	20 APR 1968	x	43.48	40.63	43.48	734 (5281)
13	1905	ERTL Karin	GER	23 JUN 1974	39.69	x	42.70	42.70	719 (5334)
14	1704	RAJAMAKI Susanna	FIN	19 SEP 1979	37.00	x	x	37.00	610 (5177)
	1750	BARBER Eunice	FRA	17 NOV 1974	DNS			DNS	

LEGEND / LEGENDE

No	Number / Numéro	WB	World Best / Meilleur perf. mond.	DNS	Did Not Start / Non partant
x	Failure / Essai manqué	OB	Olympic Best / M. P. Olympique		
-	Pass / Essai non tenté	PB	Personal Best / Record personnel		

**RESULTS****RESULTATS****WOMEN'S LONG JUMP
HEPTATHLON A****SAUT EN LONGUEUR - FEMMES
HEPTATHLON A**

SUN 24 SEP 2000

DIM 24 SEPT 2000

OLYMPIC STADIUM

WB	7.27	JOYNER-KERSEE Jackie	USA Seoul (KOR)	24/09/88
OB	7.27	JOYNER-KERSEE Jackie	USA Seoul (KOR)	24/09/88

GROUP A

Rank	No	Name	NOC Code	Date of Birth	1	2	3	Result Wind	Points (Tot. Pts)
1	2967	PROKHOROVA Yelena	RUS	16 APR 1978	6.27 +0.5	6.59 -0.4	6.39 -0.0	6.59 -0.4	1036 (4807)
2	1244	SAZANOVICH Natalya	BLR	15 AUG 1973	6.36 -0.1	x	6.50 -0.5	6.50 -0.5	1007 (4910)
3	1833	LEWIS Denise	GBR	27 AUG 1972	6.23 -0.2	6.48 +0.8	6.38 -0.4	6.48 +0.8	1001 (4853)
4	1704	RAJAMAKI Susanna	FIN	19 SEP 1979	6.22 +0.2	6.36 +0.5	6.26 +0.9	6.36 +0.5	962 (4567)
5	2742	WLODARCZYK Urszula	POL	22 DEC 1965	6.03 -0.0	6.17 -1.7	6.31 -0.8	6.31 -0.8	946 (4751)
6	1905	ERTL Karin	GER	23 JUN 1974	6.10 -0.1	6.22 +1.6	6.14 -0.4	6.22 +1.6	918 (4615)
7	1896	BRAUN Sabine	GER	19 JUN 1965	5.46 -0.4	6.11 -1.6	6.22 -1.7	6.22 -1.7	918 (4688)
8	1699	HAUTALA Tiia	FIN	3 APR 1972	6.12 -0.3	x	x	6.12 -0.3	887 (4508)
9	1119	JAMIESON Jane	AUS	23 JUN 1975	6.09 +0.9	x	6.06 -0.0	6.09 +0.9	877 (4463)
10	3366	NATHAN Dedee	USA	20 APR 1968	x	x	6.06 -0.7	6.06 -0.7	868 (4547)
11	2500	SKUJYTE Austra	LTU	12 AUG 1979	5.93 -0.2	5.97 -0.3	5.90 +0.2	5.97 -0.3	840 (4442)
12	1750	BARBER Eunice	FRA	17 NOV 1974	5.93 -0.3	-	-	5.93 -0.3	828 (4535)
13	2224	BACHER Gertrud	ITA	28 FEB 1971	x	5.84 -0.8	x	5.84 -0.8	801 (4322)
14	2946	KORITSKAIA Dina	RUS	27 FEB 1975	x	5.56 +0.4	x	5.56 +0.4	717 (4327)
15	2971	ROSHCHUPKINA Natalya	RUS	13 JAN 1978	x	x	5.47 -1.2	5.47 -1.2	691 (4563)

LEGEND / LEGENDE

No	Number / Numéro	WB	World Best / Meilleur perf. mond.
x	Failure / Essai manqué	OB	Olympic Best / M. P. Olympique
-	Pass / Essai non tenté		

**RESULTS****RESULTATS****WOMEN'S LONG JUMP
HEPTATHLON B****SAUT EN LONGUEUR - FEMMES
HEPTATHLON B**

SUN 24 SEP 2000

DIM 24 SEPT 2000

OLYMPIC STADIUM

WB	7.27	JOYNER-KERSEE Jackie	USA Seoul (KOR)	24/09/88
OB	7.27	JOYNER-KERSEE Jackie	USA Seoul (KOR)	24/09/88

GROUP B

Rank	No	Name	NOC Code	Date of Birth	1	2	3	Result Wind	Points (Tot. Pts)
1	3332	BURRELL Shelia	USA	15 JAN 1972	x	6.05 -0.0	5.93 -1.5	6.05 -0.0	865 (3674)
2	2835	TIGAU Viorica	ROM	12 AUG 1979	6.01 -0.3	x	5.69 -0.2	6.01 -0.3	853 (4333)
3	2106	GUDANDDA GANAPATHY Pramila	IND	8 MAY 1977	5.94 +0.6	x	5.96 -0.4	5.96 -0.4	837 (4145)
4	1766	TEPPE Nathalie	FRA	22 MAY 1972	5.78 -0.9	5.94 -0.5	5.92 -0.1	5.94 -0.5	831 (4206)
5	1493	GARCIA Magalys	CUB	23 OCT 1971	5.92 +1.0	x	x	5.92 +1.0	825 (4360)
6	3169	MARK Marsha	TRI	20 JAN 1974	5.90 -0.7	4.32 -1.0	x	5.90 -0.7	819 (4122)
7	3236	NECHEPORUK Larysa	UKR	24 DEC 1970	5.89 -0.1	5.80 -0.2	x	5.89 -0.1	816 (4183)
8	1022	AZZIZI Yasmina	ALG	25 FEB 1966	5.81 -0.7	5.88 +0.2	x	5.88 +0.2	813 (4309)
9	2358	NAUMENKO Irina	KAZ	13 FEB 1980	5.88 -0.2	x	5.80 -0.6	5.88 -0.2	813 (4265)
10	2353	KAZANINA Svetlana	KAZ	31 OCT 1971	x	5.84 -0.2	x	5.84 -0.2	801 (4205)
11	2104	BISWAS Soma	IND	16 MAY 1978	5.64 +0.1	5.57 +0.2	5.62 +0.9	5.64 +0.1	741 (4028)
12	3223	BLONSKA Lyudmyla	UKR	18 MAR 1975	x	5.57 -0.8	x	5.57 -0.8	720 (3956)
13	3400	KABANOVA Safiya	UZB	29 MAY 1970	x	x	5.22 -0.1	5.22 -0.1	620 (3677)
	1620	CLOPES Inma	ESP	19 JAN 1968	x	x	x	NM	(3238)
	2008	VANAKARA Asimina	GRE	14 JUL 1979	x	x	x	NM	(3189)

LEGEND / LEGENDE

No	Number / Numéro	WB	World Best / Meilleur perf. mond.
x	Failure / Essai manqué	OB	Olympic Best / M. P. Olympique
-	Pass / Essai non tenté	NM	No Mark / Aucun essai réussi

**RESULTS****RESULTATS****WOMEN'S HIGH JUMP
HEPTATHLON A****SAUT EM HAUTEUR - FEMMES
HEPTATHLON A**

SAT 23 SEP 2000

SAM 23 SEPT 2000

OLYMPIC STADIUM

WB	1.96	STANTON Christine	AUS Adelaide (AUS)	26/01/85
-----------	-------------	--------------------------	---------------------------	-----------------

GROUP A

Rank	No	Name	NOC Code	Date of Birth	Result	Points
1	1750	BARBER Eunice	FRA	17 NOV 1974	1.84	1029 (2158)
		1.60 1.63 1.66 1.69 1.72 1.75 1.78 1.81 1.84 1.87			- - - - - 0 XXO 0 0 XXX	
2	1244	SAZANOVICH Natalya	BLR	15 AUG 1973	1.84	1029 (2087)
		1.60 1.63 1.66 1.69 1.72 1.75 1.78 1.81 1.84 1.87			- - - 0 0 0 0 0 0 XO XXX	
3	2971	ROSHCHUPKINA Natalya	RUS	13 JAN 1978	1.84	1029 (2050)
		1.60 1.63 1.66 1.69 1.72 1.75 1.78 1.81 1.84 1.87			- - 0 0 0 0 0 0 XXO XXX	
4	1896	BRAUN Sabine	GER	19 JUN 1965	1.81	991 (2043)
		1.60 1.63 1.66 1.69 1.72 1.75 1.78 1.81 1.84			- - - 0 0 0 0 XO XXX	
	1119	JAMIESON Jane	AUS	23 JUN 1975	1.81	991 (1957)
		1.60 1.63 1.66 1.69 1.72 1.75 1.78 1.81 1.84			- 0 - 0 - 0 0 XO XXX	
6	1905	ERTL Karin	GER	23 JUN 1974	1.78	953 (2013)
		1.60 1.63 1.66 1.69 1.72 1.75 1.78 1.81			- - - 0 0 0 0 XXX	
7	1699	HAUTALA Tiia	FIN	3 APR 1972	1.78	953 (1986)
		1.60 1.63 1.66 1.69 1.72 1.75 1.78 1.81			- - - 0 - XO 0 XXX	
8	2742	WLODARCZYK Urszula	POL	22 DEC 1965	1.78	953 (2028)
		1.60 1.63 1.66 1.69 1.72 1.75 1.78 1.81			- - - 0 0 0 XO XXX	

LEGEND / LEGENDE

No	Number / Numéro	-	Pass / Essai non tenté
x	Failure / Essai manqué	WB	World Best / Meilleur perf. mond.
o	Clearance / Réussi		

**RESULTS****RESULTATS****WOMEN'S HIGH JUMP
HEPTATHLON A****SAUT EM HAUTEUR - FEMMES
HEPTATHLON A**

SAT 23 SEP 2000

SAM 23 SEPT 2000

OLYMPIC STADIUM

WB	1.96	STANTON Christine	AUS Adelaide (AUS)	26/01/85
-----------	-------------	--------------------------	---------------------------	-----------------

GROUP A

Rank	No	Name	NOC Code	Date of Birth	Result	Points																
9	3366	NATHAN Dede	USA	20 APR 1968	1.78	953 (1968)																
<table border="1"> <tr> <td>1.60</td><td>1.63</td><td>1.66</td><td>1.69</td><td>1.72</td><td>1.75</td><td>1.78</td><td>1.81</td> </tr> <tr> <td>-</td><td>-</td><td>o</td><td>o</td><td>o</td><td>XO</td><td>XO</td><td>XXX</td> </tr> </table>							1.60	1.63	1.66	1.69	1.72	1.75	1.78	1.81	-	-	o	o	o	XO	XO	XXX
1.60	1.63	1.66	1.69	1.72	1.75	1.78	1.81															
-	-	o	o	o	XO	XO	XXX															
10	2500	SKUJYTE Austra	LTU	12 AUG 1979	1.78	953 (1880)																
<table border="1"> <tr> <td>1.60</td><td>1.63</td><td>1.66</td><td>1.69</td><td>1.72</td><td>1.75</td><td>1.78</td><td>1.81</td> </tr> <tr> <td>-</td><td>o</td><td>o</td><td>o</td><td>o</td><td>XO</td><td>XXO</td><td>XXX</td> </tr> </table>							1.60	1.63	1.66	1.69	1.72	1.75	1.78	1.81	-	o	o	o	o	XO	XXO	XXX
1.60	1.63	1.66	1.69	1.72	1.75	1.78	1.81															
-	o	o	o	o	XO	XXO	XXX															
11	2353	KAZANINA Svetlana	KAZ	31 OCT 1971	1.75	916 (1796)																
<table border="1"> <tr> <td>1.60</td><td>1.63</td><td>1.66</td><td>1.69</td><td>1.72</td><td>1.75</td><td>1.78</td> </tr> <tr> <td>-</td><td>o</td><td>o</td><td>o</td><td>o</td><td>o</td><td>XXX</td> </tr> </table>							1.60	1.63	1.66	1.69	1.72	1.75	1.78	-	o	o	o	o	o	XXX		
1.60	1.63	1.66	1.69	1.72	1.75	1.78																
-	o	o	o	o	o	XXX																
	1833	LEWIS Denise	GBR	27 AUG 1972	1.75	916 (2006)																
<table border="1"> <tr> <td>1.60</td><td>1.63</td><td>1.66</td><td>1.69</td><td>1.72</td><td>1.75</td><td>1.78</td><td>1.81</td> </tr> <tr> <td>-</td><td>-</td><td>-</td><td>-</td><td>o</td><td>o</td><td>-</td><td>XXX</td> </tr> </table>							1.60	1.63	1.66	1.69	1.72	1.75	1.78	1.81	-	-	-	-	o	o	-	XXX
1.60	1.63	1.66	1.69	1.72	1.75	1.78	1.81															
-	-	-	-	o	o	-	XXX															
13	1766	TEPPE Nathalie	FRA	22 MAY 1972	1.72	879 (1855)																
<table border="1"> <tr> <td>1.60</td><td>1.63</td><td>1.66</td><td>1.69</td><td>1.72</td><td>1.75</td> </tr> <tr> <td>-</td><td>-</td><td>-</td><td>o</td><td>o</td><td>XXX</td> </tr> </table>							1.60	1.63	1.66	1.69	1.72	1.75	-	-	-	o	o	XXX				
1.60	1.63	1.66	1.69	1.72	1.75																	
-	-	-	o	o	XXX																	
14	3236	NECHEPORUK Larysa	UKR	24 DEC 1970	1.72	879 (1784)																
<table border="1"> <tr> <td>1.60</td><td>1.63</td><td>1.66</td><td>1.69</td><td>1.72</td><td>1.75</td> </tr> <tr> <td>-</td><td>XO</td><td>XO</td><td>o</td><td>o</td><td>XXX</td> </tr> </table>							1.60	1.63	1.66	1.69	1.72	1.75	-	XO	XO	o	o	XXX				
1.60	1.63	1.66	1.69	1.72	1.75																	
-	XO	XO	o	o	XXX																	
15	2072	INANCSI Rita	HUN	6 JAN 1971	1.69	842 (1669)																
<table border="1"> <tr> <td>1.60</td><td>1.63</td><td>1.66</td><td>1.69</td><td>1.72</td> </tr> <tr> <td>-</td><td>-</td><td>o</td><td>XO</td><td>XXX</td> </tr> </table>							1.60	1.63	1.66	1.69	1.72	-	-	o	XO	XXX						
1.60	1.63	1.66	1.69	1.72																		
-	-	o	XO	XXX																		
	3118	SHOUAA Ghada	SYR	10 SEP 1972	DNS																	
<table border="1"> <tr> <td>1.60</td> </tr> <tr> <td>DNS</td> </tr> </table>							1.60	DNS														
1.60																						
DNS																						

LEGEND / LEGENDE

No	Number / Numéro	-	Pass / Essai non tenté
x	Failure / Essai manqué	WB	World Best / Meilleur perf. mond.
o	Clearance / Réussi	DNS	Did Not Start / Non partant



WB	1.96	STANTON Christine	AUS Adelaide (AUS)	26/01/85
-----------	-------------	--------------------------	---------------------------	-----------------

GROUP B

Rank	No	Name	NOC Code	Date of Birth	Result	Points																								
1	2358	NAUMENKO Irina	KAZ	13 FEB 1980	1.84	1029 (1971)																								
<table border="1"> <tr> <td>1.54</td><td>1.57</td><td>1.60</td><td>1.63</td><td>1.66</td><td>1.69</td><td>1.72</td><td>1.75</td><td>1.78</td><td>1.81</td><td>1.84</td><td>1.87</td> </tr> <tr> <td>-</td><td>-</td><td>-</td><td>o</td><td>o</td><td>o</td><td>o</td><td>o</td><td>XO</td><td>XO</td><td>XO</td><td>XXX</td> </tr> </table>							1.54	1.57	1.60	1.63	1.66	1.69	1.72	1.75	1.78	1.81	1.84	1.87	-	-	-	o	o	o	o	o	XO	XO	XO	XXX
1.54	1.57	1.60	1.63	1.66	1.69	1.72	1.75	1.78	1.81	1.84	1.87																			
-	-	-	o	o	o	o	o	XO	XO	XO	XXX																			
2	2967	PROKHOROVA Yelena	RUS	16 APR 1978	1.81	991 (2022)																								
<table border="1"> <tr> <td>1.54</td><td>1.57</td><td>1.60</td><td>1.63</td><td>1.66</td><td>1.69</td><td>1.72</td><td>1.75</td><td>1.78</td><td>1.81</td><td>1.84</td> </tr> <tr> <td>-</td><td>-</td><td>-</td><td>o</td><td>o</td><td>o</td><td>o</td><td>XO</td><td>o</td><td>XO</td><td>XXX</td> </tr> </table>							1.54	1.57	1.60	1.63	1.66	1.69	1.72	1.75	1.78	1.81	1.84	-	-	-	o	o	o	o	XO	o	XO	XXX		
1.54	1.57	1.60	1.63	1.66	1.69	1.72	1.75	1.78	1.81	1.84																				
-	-	-	o	o	o	o	XO	o	XO	XXX																				
3	2224	BACHER Gertrud	ITA	28 FEB 1971	1.75	916 (1920)																								
<table border="1"> <tr> <td>1.54</td><td>1.57</td><td>1.60</td><td>1.63</td><td>1.66</td><td>1.69</td><td>1.72</td><td>1.75</td><td>1.78</td> </tr> <tr> <td>-</td><td>-</td><td>-</td><td>o</td><td>o</td><td>XO</td><td>o</td><td>XO</td><td>XXX</td> </tr> </table>							1.54	1.57	1.60	1.63	1.66	1.69	1.72	1.75	1.78	-	-	-	o	o	XO	o	XO	XXX						
1.54	1.57	1.60	1.63	1.66	1.69	1.72	1.75	1.78																						
-	-	-	o	o	XO	o	XO	XXX																						
4	3400	KABANOVA Safiya	UZB	29 MAY 1970	1.72	879 (1735)																								
<table border="1"> <tr> <td>1.54</td><td>1.57</td><td>1.60</td><td>1.63</td><td>1.66</td><td>1.69</td><td>1.72</td><td>1.75</td> </tr> <tr> <td>-</td><td>-</td><td>-</td><td>-</td><td>o</td><td>o</td><td>o</td><td>XXX</td> </tr> </table>							1.54	1.57	1.60	1.63	1.66	1.69	1.72	1.75	-	-	-	-	o	o	o	XXX								
1.54	1.57	1.60	1.63	1.66	1.69	1.72	1.75																							
-	-	-	-	o	o	o	XXX																							
5	2835	TIGAU Viorica	ROM	12 AUG 1979	1.72	879 (1945)																								
<table border="1"> <tr> <td>1.54</td><td>1.57</td><td>1.60</td><td>1.63</td><td>1.66</td><td>1.69</td><td>1.72</td><td>1.75</td> </tr> <tr> <td>-</td><td>-</td><td>-</td><td>o</td><td>XO</td><td>XXO</td><td>o</td><td>XXX</td> </tr> </table>							1.54	1.57	1.60	1.63	1.66	1.69	1.72	1.75	-	-	-	o	XO	XXO	o	XXX								
1.54	1.57	1.60	1.63	1.66	1.69	1.72	1.75																							
-	-	-	o	XO	XXO	o	XXX																							
6	3223	BLONSKA Lyudmyla	UKR	18 MAR 1975	1.72	879 (1705)																								
<table border="1"> <tr> <td>1.54</td><td>1.57</td><td>1.60</td><td>1.63</td><td>1.66</td><td>1.69</td><td>1.72</td><td>1.75</td> </tr> <tr> <td>-</td><td>-</td><td>-</td><td>o</td><td>o</td><td>XO</td><td>XXO</td><td>XXX</td> </tr> </table>							1.54	1.57	1.60	1.63	1.66	1.69	1.72	1.75	-	-	-	o	o	XO	XXO	XXX								
1.54	1.57	1.60	1.63	1.66	1.69	1.72	1.75																							
-	-	-	o	o	XO	XXO	XXX																							
	2946	KORITSKAIA Dina	RUS	27 FEB 1975	1.72	879 (1874)																								
<table border="1"> <tr> <td>1.54</td><td>1.57</td><td>1.60</td><td>1.63</td><td>1.66</td><td>1.69</td><td>1.72</td><td>1.75</td> </tr> <tr> <td>-</td><td>o</td><td>o</td><td>o</td><td>o</td><td>XO</td><td>XXO</td><td>XXX</td> </tr> </table>							1.54	1.57	1.60	1.63	1.66	1.69	1.72	1.75	-	o	o	o	o	XO	XXO	XXX								
1.54	1.57	1.60	1.63	1.66	1.69	1.72	1.75																							
-	o	o	o	o	XO	XXO	XXX																							
8	2106	GUDANDDA GANAPATHY Pramila	IND	8 MAY 1977	1.69	842 (1789)																								
<table border="1"> <tr> <td>1.54</td><td>1.57</td><td>1.60</td><td>1.63</td><td>1.66</td><td>1.69</td><td>1.72</td> </tr> <tr> <td>-</td><td>o</td><td>-</td><td>o</td><td>o</td><td>o</td><td>XXX</td> </tr> </table>							1.54	1.57	1.60	1.63	1.66	1.69	1.72	-	o	-	o	o	o	XXX										
1.54	1.57	1.60	1.63	1.66	1.69	1.72																								
-	o	-	o	o	o	XXX																								

LEGEND / LEGENDE

No	Number / Numéro	-	Pass / Essai non tenté
x	Failure / Essai manqué	WB	World Best / Meilleur perf. mond.
o	Clearance / Réussi		



WB	1.96	STANTON Christine	AUS Adelaide (AUS)	26/01/85
-----------	-------------	--------------------------	--------------------	----------

GROUP B

Rank	No	Name	NOC Code	Date of Birth	Result	Points														
9	2008	VANAKARA Asimina	GRE	14 JUL 1979	1.69	842 (1794)														
<table border="1"> <tr> <td>1.54</td><td>1.57</td><td>1.60</td><td>1.63</td><td>1.66</td><td>1.69</td><td>1.72</td> </tr> <tr> <td>-</td><td>-</td><td>o</td><td>-</td><td>XO</td><td>XO</td><td>XXX</td> </tr> </table>							1.54	1.57	1.60	1.63	1.66	1.69	1.72	-	-	o	-	XO	XO	XXX
1.54	1.57	1.60	1.63	1.66	1.69	1.72														
-	-	o	-	XO	XO	XXX														
10	1704	RAJAMAKI Susanna	FIN	19 SEP 1979	1.66	806 (1842)														
<table border="1"> <tr> <td>1.54</td><td>1.57</td><td>1.60</td><td>1.63</td><td>1.66</td><td>1.69</td> </tr> <tr> <td>-</td><td>o</td><td>o</td><td>o</td><td>o</td><td>XXX</td> </tr> </table>							1.54	1.57	1.60	1.63	1.66	1.69	-	o	o	o	o	XXX		
1.54	1.57	1.60	1.63	1.66	1.69															
-	o	o	o	o	XXX															
11	1620	CLOPES Inma	ESP	19 JAN 1968	1.66	806 (1756)														
<table border="1"> <tr> <td>1.54</td><td>1.57</td><td>1.60</td><td>1.63</td><td>1.66</td><td>1.69</td> </tr> <tr> <td>-</td><td>o</td><td>o</td><td>XO</td><td>o</td><td>XXX</td> </tr> </table>							1.54	1.57	1.60	1.63	1.66	1.69	-	o	o	XO	o	XXX		
1.54	1.57	1.60	1.63	1.66	1.69															
-	o	o	XO	o	XXX															
12	1493	GARCIA Magalys	CUB	23 OCT 1971	1.66	806 (1862)														
<table border="1"> <tr> <td>1.54</td><td>1.57</td><td>1.60</td><td>1.63</td><td>1.66</td><td>1.69</td> </tr> <tr> <td>-</td><td>o</td><td>o</td><td>o</td><td>XO</td><td>XXX</td> </tr> </table>							1.54	1.57	1.60	1.63	1.66	1.69	-	o	o	o	XO	XXX		
1.54	1.57	1.60	1.63	1.66	1.69															
-	o	o	o	XO	XXX															
	3169	MARK Marsha	TRI	20 JAN 1974	1.66	806 (1824)														
<table border="1"> <tr> <td>1.54</td><td>1.57</td><td>1.60</td><td>1.63</td><td>1.66</td><td>1.69</td> </tr> <tr> <td>o</td><td>o</td><td>o</td><td>o</td><td>XO</td><td>XXX</td> </tr> </table>							1.54	1.57	1.60	1.63	1.66	1.69	o	o	o	o	XO	XXX		
1.54	1.57	1.60	1.63	1.66	1.69															
o	o	o	o	XO	XXX															
14	2104	BISWAS Soma	IND	16 MAY 1978	1.63	771 (1734)														
<table border="1"> <tr> <td>1.54</td><td>1.57</td><td>1.60</td><td>1.63</td><td>1.66</td> </tr> <tr> <td>o</td><td>o</td><td>XO</td><td>o</td><td>XXX</td> </tr> </table>							1.54	1.57	1.60	1.63	1.66	o	o	XO	o	XXX				
1.54	1.57	1.60	1.63	1.66																
o	o	XO	o	XXX																
15	1022	AZZIZI Yasmina	ALG	25 FEB 1966	1.60	736 (1766)														
<table border="1"> <tr> <td>1.54</td><td>1.57</td><td>1.60</td><td>1.63</td> </tr> <tr> <td>o</td><td>o</td><td>XXO</td><td>XXX</td> </tr> </table>							1.54	1.57	1.60	1.63	o	o	XXO	XXX						
1.54	1.57	1.60	1.63																	
o	o	XXO	XXX																	
16	1922	RETZKE Astrid	GER	13 JUL 1973	1.57	701 (1691)														
<table border="1"> <tr> <td>1.54</td><td>1.57</td><td>1.60</td> </tr> <tr> <td>XO</td><td>o</td><td>xDNF</td> </tr> </table>							1.54	1.57	1.60	XO	o	xDNF								
1.54	1.57	1.60																		
XO	o	xDNF																		

LEGEND / LEGENDE

No	Number / Numéro	-	Pass / Essai non tenté
x	Failure / Essai manqué	WB	World Best / Meilleur perf. mond.
o	Clearance / Réussi		



RESULTS

RESULTATS

WOMEN'S HIGH JUMP
HEPTATHLON B

SAUT EM HAUTEUR - FEMMES
HEPTATHLON B



SAT 23 SEP 2000
SAM 23 SEPT 2000

OLYMPIC STADIUM

WB	1.96	STANTON Christine	AUS Adelaide (AUS)	26/01/85
----	------	-------------------	--------------------	----------

GROUP B

Rank	No	Name	NOC Code	Date of Birth	Result	Points
	3332	BURRELL Shelia	USA	15 JAN 1972	NM	(1080)
		1.54 1.57 1.60 1.63				
		- - - XXX				

LEGEND / LEGENDE	
No	Number / Numéro
x	Failure / Essai manqué
o	Clearance / Réussi
-	Pass / Essai non tenté
WB	World Best / Meilleur perf. mond.
NM	No Mark / Aucun essai réussi

ATHLETISME
Athletics
ATHLETISME
Athletics
ATHLETISME
Athletics
ATHLETISME
Athletics