



Dear Members of the School Community,

This report tells you what parents, teachers, and students said about learning conditions at your school in our annual survey. This information is designed to support a dialogue among all members of the school community on how to make the school a better place for learning.

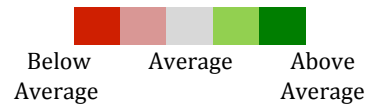
Taking the time to reflect on how well we serve children is an important step in improving our schools. I encourage schools to plan opportunities to discuss these survey results with the school community, and integrate this feedback into preparation for the school's Comprehensive Education Plan and Quality Review.

Dennis M. Walcott
Chancellor

What do the colors mean?

These colors indicate how the survey satisfaction scores at this school compare to the satisfaction scores of all High Schools this year. Green indicates scores above the average, gray indicates average, and red indicates scores below the average.

This year, constituents generally reported high levels of satisfaction across the City. Therefore, it is possible to have positive survey responses and be below average compared to other schools. Readers should consider the survey responses in this report both on their own and in the context of responses from other schools.



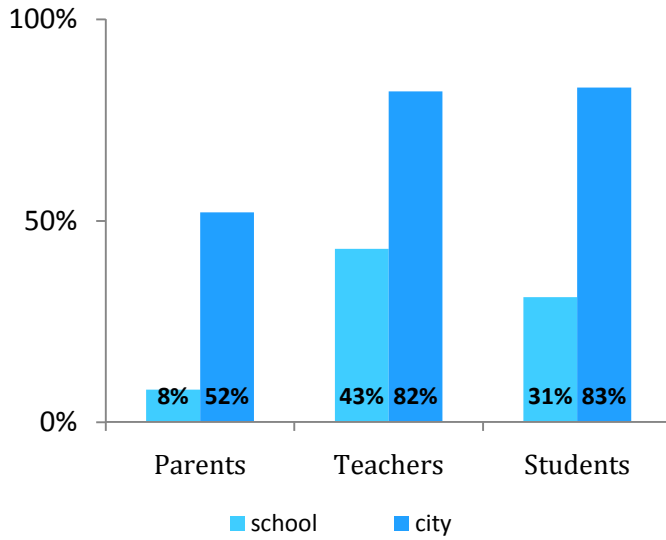
How do your school's scores compare to all High Schools?

	Score out of 10	Change from last year	Citywide Average for all High Schools
Academic Expectations	5.6	↓	7.5
Communication	4.9	↓	6.7
Engagement	5.1	↓	7.0
Safety & Respect	5.6	↓	7.2

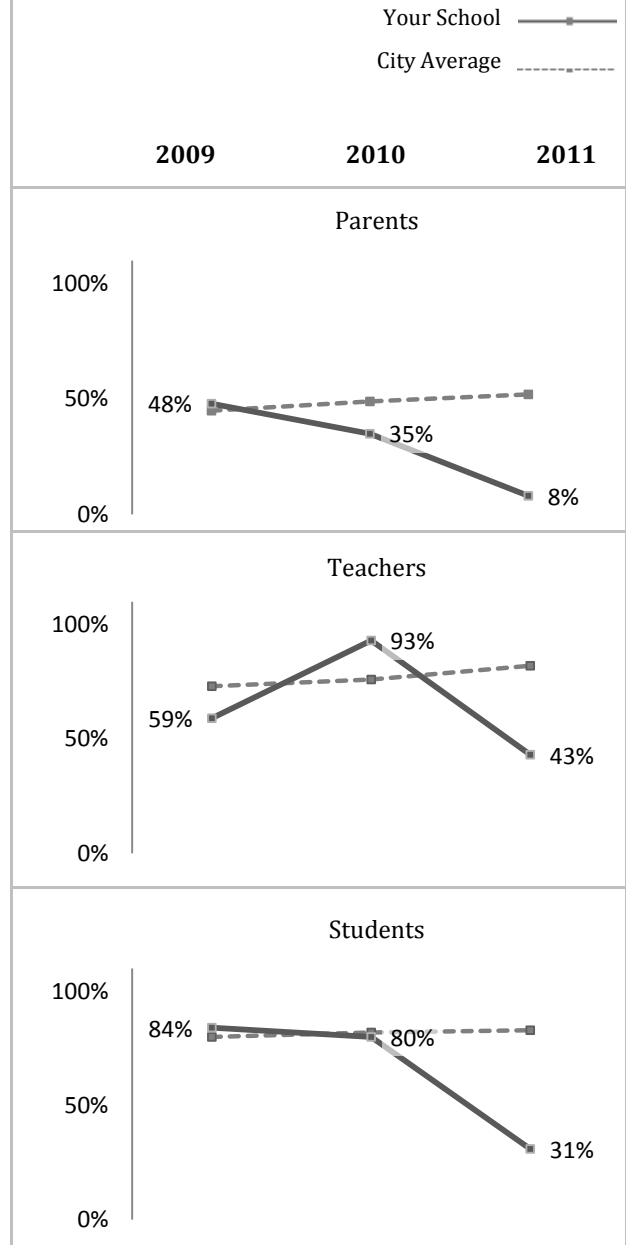
How did participants at your school respond?

	Parents	Teachers	Students
Academic Expectations	6.8	4.5	6.2
Communication	6.9	3.6	5.2
Engagement	6.7	3.8	5.7
Safety & Respect	7.3	4.7	5.6

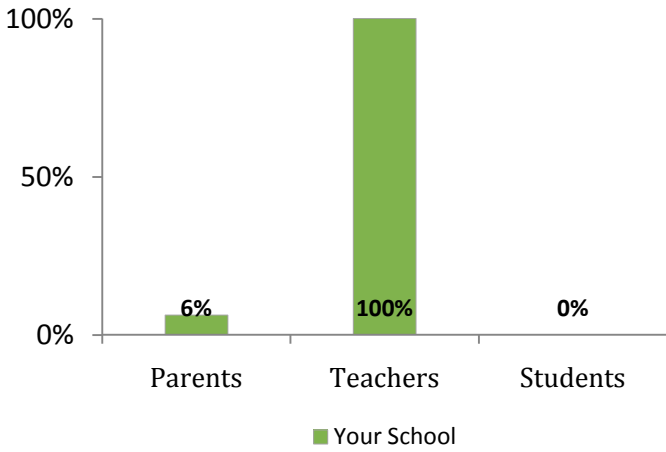
How do survey response rates at your school compare to the City average?



How have response rates at your school changed over time?

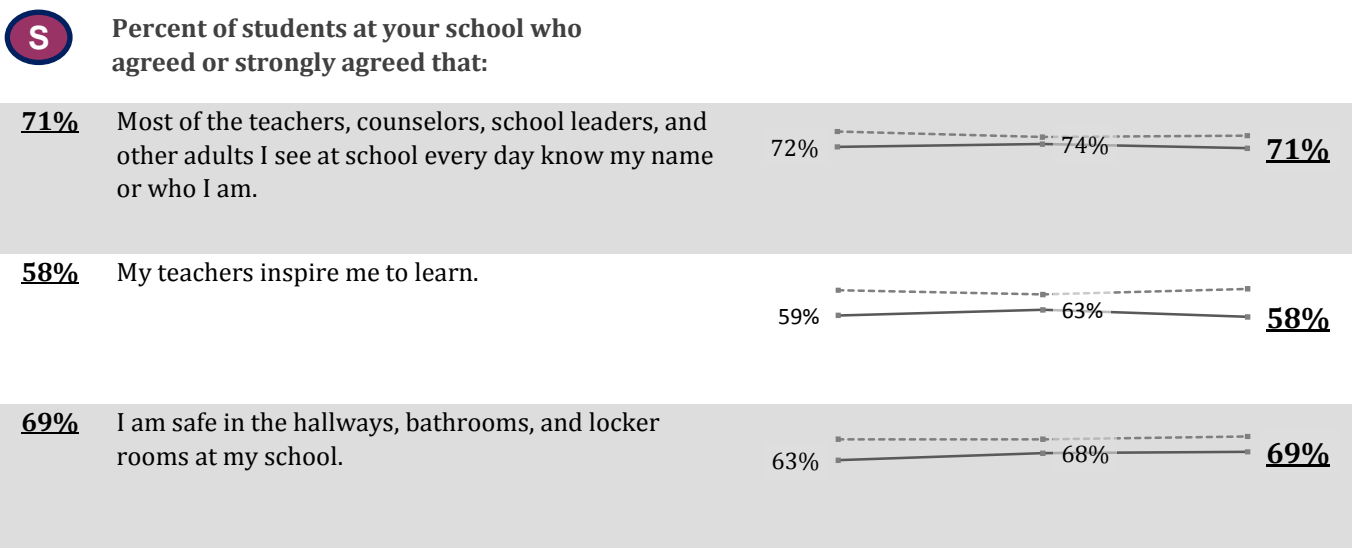
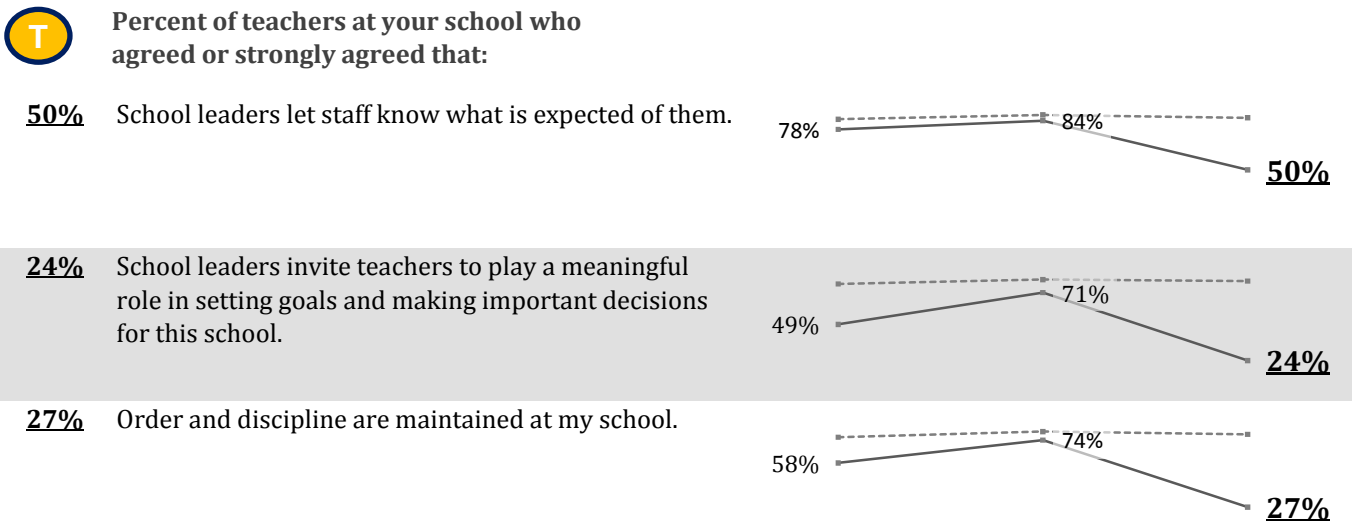
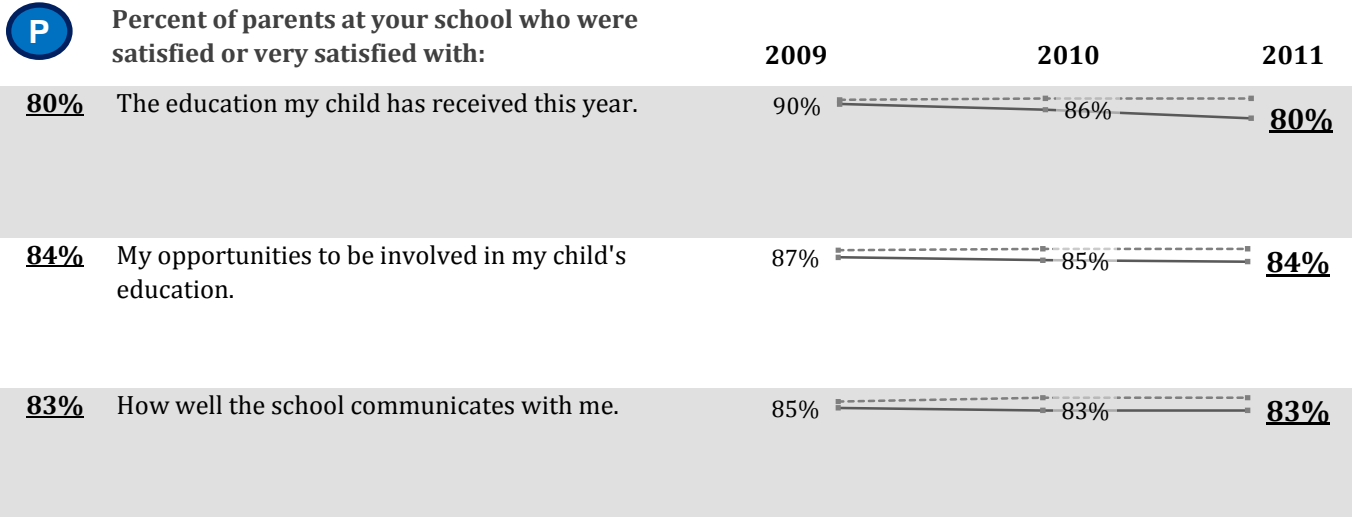


Who took the survey **online**?



How has your school community answered important survey questions?

Your School ———
City Average - - - - -



This report provides all survey questions and a summary of the responses that parents, teachers, and students at your school provided on the 2011 NYC School Survey.

Parent survey responses are listed first, followed by student and teacher responses. Questions are sorted by four categories: Academic Expectations, Communication, Engagement, and Safety and Respect.

Responses to each question are reported as percentages. The most common response to each question is displayed in bold print.

Scores for each question are reported as a number in parentheses between 0 and 10; the highest possible score for each question is 10.

Who took the survey at your school?

	<i>Your School</i>	<i>City Average</i>
P Parents	8% (80)	52%
S Students	31% (314)	83%
T Teachers	43% (30)	82%

Please visit www.nycschoolssurvey.org to learn more about the School Survey.

P Academic Expectations: *Parents feel that the school develops rigorous and meaningful academic goals that encourage students to do their best.*

How much do you agree or disagree with the following statements about your child's school or teacher?

	Strongly Agree	Percent %		Strongly Disagree	Don't Know
		Agree	Disagree		
The school has high expectations for my child. (7.1)	28	49	10	6	6
My child is learning what he or she needs to know to succeed in later grades or after graduating from high school. (7)	25	55	12	5	3
<i>Answer this question only if you are a high school parent: This year, staff at my child's high school helped my child to select courses that he or she needs to graduate and to succeed after graduating. (6.5)</i>	19	51	7	10	13

How satisfied are you with the following things about your child's school?

	Very Satisfied	Percent %		Very Unsatisfied
		Satisfied	Unsatisfied	
The quality of your child's teacher(s) this year. (6.9)	29	58	6	8
The education your child has received this year. (6.8)	28	52	15	5
The level of assistance your child receives when he or she needs extra help with classwork or homework. (6.8)	27	52	17	4

P Communication: *Parents feel that the school provides them with information about the school's educational goals and offers appropriate feedback on each student's learning outcomes.*

How much do you agree or disagree with the following statements about your child's school or teacher?

	Strongly Agree	Percent %		Strongly Disagree	Don't Know
		Agree	Disagree		
The school clearly communicates its expectations for my child's learning to me and my child. (6.7)	23	49	19	5	3
My child's teacher(s) give helpful comments on class work and tests. (7.1)	27	51	12	5	4

Your School's Question-By-Question Survey Results

School DBN:
10X475

How much do you agree or disagree with the following statements about your child's school?

I am satisfied with the response I get when I contact my child's school with questions or concerns. (6.8)

Strongly Agree	Percent %		Strongly Disagree	Does Not Apply
	Agree	Disagree		

27	49	22	1	0
----	----	----	---	---

The school keeps me informed about my child's academic progress. (7.8)

43	48	6	1	1
----	----	---	---	---

The school contacts me when my child breaks school rules. (7.7)

37	53	5	1	3
----	----	---	---	---

The school contacts me to tell me about my child's achievements and successes. (6.7)

31	43	21	4	1
----	----	----	---	---

My child's school communicates with me in a language that I can understand. (7.8)

41	53	5	1	0
----	----	---	---	---

How often during this school year have you:

received information about what your child is studying in school? (6.1)

More than once a month	Percent %		Once or twice this school year	Never
	About once a month	Once every few months		

27	29	20	8	16
----	----	----	---	----

received information on services for your child or for you, such as: tutoring, after school programs, or workshops you can attend to help your child? (5.8)

27	22	22	15	15
----	----	----	----	----

How satisfied are you with the following things about your child's school?

How well your child's school communicates with you. (7.1)

Very Satisfied	Percent %		Very Unsatisfied
	Satisfied	Unsatisfied	

32	51	14	3
----	----	----	---

P Engagement: Parents feel engaged in an active and vibrant partnership to promote student learning.

How much do you agree or disagree with the following statements about your child's school?

I feel welcome in my child's school. (7)

Strongly Agree	Percent %		Strongly Disagree	Does Not Apply
	Agree	Disagree		

30	57	6	6	0
----	----	---	---	---

My child's school makes it easy for parents to attend meetings by holding them at different times of day, providing an interpreter, or in other ways. (7.3)

32	56	11	1	0
----	----	----	---	---

How often during this school year have you:

been invited to a workshop, program, performance, or other event at your child's school? (6.1)

More than once a month	Percent %		Once or twice this school year	Never
	About once a month	Once every few months		

27	19	21	9	24
----	----	----	---	----

talked with a teacher or other adult at your child's school to share with them important information about your child's academic progress? (Not Scored)

29	21	22	16	13
----	----	----	----	----

My child participates in the following school activities or courses before, during, or after school. (Please mark all that apply.) (6.5)

Percent %

4	Art	9	Music	1	Dance	1	Theater	15	Foreign language
---	-----	---	-------	---	-------	---	---------	----	------------------

28	Computer skills/Technology	11	Health	35	Physical education	18	Team sports and clubs	16	Tutoring/Enrichment activities
----	----------------------------	----	--------	----	--------------------	----	-----------------------	----	--------------------------------

Your School's Question-By-Question Survey Results

School DBN:
10X475

How much do you agree or disagree with the following statements?

My child's school offers a wide enough variety of courses and activities to keep my child interested in school. (6.9)

Strongly Agree	Agree	Percent % Disagree	Strongly Disagree	Don't Know
----------------	-------	--------------------	-------------------	------------

24	51	11	7	8
----	----	----	---	---

Students with disabilities are included in all school activities. (6)

7	34	3	3	54
---	----	---	---	----

How satisfied are you with the following things about your child's school?

Your opportunities to be involved in your child's education. (7)

Very Satisfied	Percent % Satisfied	Percent % Unsatisfied	Very Unsatisfied
----------------	---------------------	-----------------------	------------------

27	57	15	1
----	----	----	---

How well your child's school helps you understand what you can do to support your child's learning needs. (6.7)

26	53	19	3
----	----	----	---

P **Safety and Respect:** Parents feel that the school creates a physically and emotionally secure environment in which everyone can focus on student learning.

How much do you agree or disagree with the following statements about your child's school?

There is an adult at the school whom my child trusts and can go to for help with a school problem. (7.2)

Strongly Agree	Agree	Percent % Disagree	Strongly Disagree	Does Not Apply
----------------	-------	--------------------	-------------------	----------------

31	51	14	1	3
----	----	----	---	---

How much do you agree or disagree with the following statements about your child's school?

My child is safe at school. (6.9)

Strongly Agree	Agree	Percent % Disagree	Strongly Disagree	Don't Know
----------------	-------	--------------------	-------------------	------------

23	54	10	6	6
----	----	----	---	---

My child's school is clean. (6.6)

21	50	17	5	7
----	----	----	---	---

Discipline is enforced fairly at my child's school. (7)

30	45	12	6	6
----	----	----	---	---

Answer this question only if your child's school has School Safety Agents: The presence and actions of School Safety Agents help to promote a safe and respectful learning environment. (6.9)

25	56	6	6	7
----	----	---	---	---

How often do you think the following problems occur at your child's school?

Students threaten or bully other students. (6.3)

Never	Once in Awhile	Fairly Often	Percent % Very Often	Don't Know
-------	----------------	--------------	----------------------	------------

26	19	13	10	31
----	----	----	----	----

School staff are disrespectful to students. (7.2)

43	10	7	13	28
----	----	---	----	----

There is racial or cultural bias by school staff. (8.7)

41	11	1	3	44
----	----	---	---	----

Students in my child's school are threatened or harassed by other students based on race, color, creed, ethnicity, national origin, citizenship/immigration status, religion, gender, gender identity, gender expression, sexual orientation or disability. (7.9)

32	16	8	1	42
----	----	---	---	----

Students use alcohol or illegal drugs during school. (8.5)

39	11	3	3	45
----	----	---	---	----

There is gang activity in my child's school. (7.1)

28	8	8	7	50
----	---	---	---	----

Your School's Question-By-Question Survey Results

School DBN:
10X475

P **Not Scored:** *These questions appeared on the survey, but answers were not scored and did not affect the School Survey or Progress Report scores.*

In which grade is your child at this school?

Percent %

1	Pre-Kindergarten	0	Kindergarten	0	1st grade	0	2nd grade	0	3rd grade	1	4th grade	0	5th grade
0	6th grade	0	7th grade	1	8th grade	23	9th grade	24	10th grade	32	11th grade	16	12th grade

Which of the following improvements would you most like your school to make? (Choose ONE.)

Percent %

12	More effective school leadership	25	More hands-on learning	6	More or better enrichment programs	2	More or better arts programs	10	More challenging courses
10	Better communication with parents	4	More teacher training	10	Smaller class size	23	More preparation for state tests	0	Less preparation for state tests

What are the BEST ways for your child's school or teachers to get information to you about your child's education? (Please mark all that apply.)

Percent %

63	Mail	25	E-mail	10	ARIS Parent Link (arisparentlink.org)
31	Paper sent home with your child	13	School Website	9	Parent Association, Parent Teacher Association, or similar meetings
63	Phone	15	Parent Coordinator	9	School bulletin board
29	Parent Teacher Conferences	3	Other parents	6	Community or Citywide Education Councils

S Academic Expectations: *Students feel that the school encourages them to do their best by developing rigorous and meaningful academic goals.*

How much do you agree or disagree with the following statements about being successful at your school?

	Strongly Agree	Percent % Agree	Percent % Disagree	Strongly Disagree
The adults at my school help me understand what I need to do to succeed in school. (6.3)	22	52	19	6
My teachers encourage me to succeed. (6.3)	20	56	17	7
I need to work hard to get good grades at my school. (7.6)	43	45	9	3
Students who get good grades in my school are respected by other students. (5.1)	12	44	31	13
My school helps me to develop challenging academic goals. (5.5)	11	50	31	8
Someone at my school helps me understand what courses I need to be promoted to the next grade or graduate. (6.2)	20	53	20	7
My teachers expect me to continue my education after high school. (6.4)	24	51	15	9

These questions are for high school students only. Middle school students should skip these questions.

My high school provides helpful counseling on how to get a good job after high school <u>or</u> how to get into college. (5.1)	13	45	23	19
Someone at my high school can talk with me about my plans after high school. (5.6)	17	45	26	12

Approximately how often, during this school year, have your teachers asked you to:

	Never	Percent % 1 or 2 Times	Percent % 3 or 4 Times	5 or More Times
Complete an essay or research project using multiple sources of information? (7.4)	8	37	37	18
Complete an essay or project where you had to use evidence to defend your own opinion or ideas? (6.6)	14	40	33	13

S Communication: *Students feel that the school provides information about the school's educational goals and offers appropriate feedback on each student's learning outcomes.*

How much do you agree or disagree with the following statement about your school?

	Strongly Agree	Percent % Agree	Percent % Disagree	Strongly Disagree
Most of the teachers, counselors, school leaders, and other adults I see at school every day know my name or who I am. (6.1)	19	52	21	8

On a scale of 1 to 4, how COMFORTABLE are you talking to teachers and other adults at your school about:

	Uncomfortable	Percent %	Comfortable
a problem you are having in a class? (5.2)	19	27	35
something that is bothering you? (4.7)	23	29	32

In how many of your classes during the past two weeks have you:

	None of My Classes	One of My Classes	Percent % Some of My Classes	Percent % Most of My Classes	All of My Classes
worked in groups of 2 to 6 students? (5.3)	16	29	33	15	6

Your School's Question-By-Question Survey Results

School DBN:
10X475

In how many of your classes during the past two weeks have you:

	Percent %				
	None of My Classes	One of My Classes	Some of My Classes	Most of My Classes	All of My Classes
had whole-class discussions? (5.7)	16	27	28	15	15
participated in hands-on activities such as science experiments? (4.2)	27	36	22	7	8

S Engagement: *Students feel engaged in an active and vibrant partnership to promote learning.*

How much do you agree or disagree with the following statements about your school?

	Strongly Agree	Percent %		Strongly Disagree
		Agree	Disagree	
I feel welcome in my school. (6.3)	17	62	13	8
The adults at my school look out for me. (5.4)	14	46	29	12
My school offers a wide enough variety of classes and activities to keep me interested in school. (5.1)	13	45	23	19

On a scale of 1 to 4, how AVAILABLE are teachers and other adults at your school to talk about:

	Unavailable	Percent %		Available
		Agree	Disagree	
a problem you are having in a class? (5.3)	15	33	31	21
something that is bothering you? (5.1)	17	32	32	18

In how many of your classes during the past two weeks have you:

	Percent %				
	None of My Classes	One of My Classes	Some of My Classes	Most of My Classes	All of My Classes
worked by yourself (independently) during class? (Not Scored)	9	15	32	24	20

How much do you agree or disagree with the following statements?

	Strongly Agree	Percent %		Strongly Disagree	Don't Know
		Agree	Disagree		
My teachers enjoy the subjects they teach. (6.2)	18	41	13	9	19
My teachers inspire me to learn. (5.6)	13	45	22	12	7
My teachers give me extra help when I need it. (6.3)	17	53	15	10	6
My teachers connect what I am learning to life outside of the classroom. (5.5)	11	44	22	12	12
Students with disabilities are included in all school activities. (5.3)	7	31	15	9	37

During this school year, have you taken or had a chance to take a class in the following subjects? (7.4)

	Percent %		
	I took one or more classes in this subject	I was offered but did not take a class in this subject	I was NOT offered a class in this subject
Art	29	13	58
Music	28	16	55
Dance	11	11	78
Theater	10	15	75

Your School's Question-By-Question Survey Results

School DBN:
10X475

During this school year, have you taken or had a chance to take a class in the following subjects? (7.4)

	I took one or more classes in this subject	Percent % I was offered but did not take a class in this subject	I was NOT offered a class in this subject
Foreign Language	56	13	31
Computer skills/Technology	62	15	23
Health	55	13	32
Physical Education	68	16	16

During this school year, which of the following activities did you participate in either before or after school or during free periods? (5)

	I participated in this activity	Percent % I did not participate in this activity although it was offered	I was NOT offered this activity
Art	21	16	63
Music	21	19	59
Dance	10	14	77
Theater	10	15	74
Foreign Language	36	21	43
Computer skills/Technology	38	21	41
School Sports Teams or Clubs	39	21	40
Tutoring/Enrichment Activities	33	31	36

S Safety and Respect: *Students feel that their school ensures that all members of the school community feel physically and emotionally secure, allowing everyone to focus on student learning.*

How much do you agree or disagree with the following statements about your teachers? (6)

	Strongly Agree	Percent % Agree	Disagree	Strongly Disagree	Don't Know
Teachers in my school treat students with respect. (6)	14	49	18	10	9
Most students in my school treat teachers with respect. (4.2)	8	26	37	19	10
Adults in my school treat each other with respect. (6.2)	16	48	15	9	12

How much do you agree or disagree with the following statements about students in your school? (4.6)

	Strongly Agree	Percent % Agree	Disagree	Strongly Disagree
Most students in my school help and care about each other. (4.6)	11	36	34	19
Most students in my school just look out for themselves. (3.6)	27	46	21	7
Most students in my school treat each other with respect. (4.5)	9	36	35	20

How often are the following things true about you or about your school? (8)

	Percent % Never	Some of the Time	Most of the Time	All of the time
I stay home because I don't feel safe at school. (8)	62	22	9	7

Your School's Question-By-Question Survey Results

School DBN:
10X475

How often are the following things true about you or about your school?

	Percent % Never	Some of the Time	Most of the Time	All of the Time
Students threaten or bully other students at school. (6)	24	44	18	13
Students get into physical fights at my school. (5.2)	11	50	22	17
Adults at my school yell at students. (5.3)	16	47	18	20
Students in my school are harassed or threatened based on race, color, creed, ethnicity, national origin, citizenship/immigration status, religion, gender, gender identity, gender expression, sexual orientation or disability. (6.2)	36	31	16	17
Students use alcohol or illegal drugs while at school. (7.1)	48	30	9	13
There is gang activity in my school. (5.8)	32	32	13	22

How much do you agree or disagree with the following statements about your school?

	Strongly Agree	Percent % Agree	Disagree	Strongly Disagree
There is a person or program in my school that helps students resolve conflicts. (6.2)	25	46	17	11
Discipline in my school is fair. (5.4)	15	47	24	14
I am safe in my classes. (6.4)	26	49	17	8
I am safe in the hallways, bathrooms, and locker rooms at my school. (6)	21	48	20	11
I am safe on school property outside my school building. (5.6)	18	44	26	11
My school is kept clean (4.5)	13	36	26	25
<i>Answer this question only if your school has <u>School Safety Agents</u>: The presence and actions of School Safety Agents help to promote a safe and respectful learning environment. (5.4)</i>	18	45	19	19

S **Not Scored:** These questions appeared on the survey, but answers were not scored and did not affect the School Survey or Progress Report scores.

Which grade are you in?

	Percent %
1 6th Grade	1
1 7th Grade	0
0 8th Grade	20
20 9th Grade	23
23 10th Grade	32
32 11th Grade	23
23 12th Grade	

T Academic Expectations: *Teachers feel that the school develops rigorous and meaningful academic goals that encourage students to do their best.*

How much do you agree or disagree with the following statements about your school?

	Strongly Agree	Agree	Percent % Disagree	Strongly Disagree
The principal places the learning needs of children ahead of other interests. (3.3)	10	23	23	43
Curriculum, instruction, and assessment are aligned within and across the grade levels at this school. (3.1)	7	23	27	43
My school has high expectations for all students. (4.3)	7	34	38	21
Teachers in this school set high standards for student work in their classes. (6.3)	14	66	17	3
My school has clear measures of progress for student achievement throughout the year. (4.5)	7	38	38	17
This school makes it a priority to help students develop challenging learning goals. (3.7)	10	21	38	31
This school makes it a priority to help students find the best ways to achieve their learning goals. (4)	7	32	36	25
The principal has confidence in the expertise of the teachers. (2.7)	7	17	27	50
For high school teachers only: This school makes it a priority to help students select the best courses to achieve their college or career goals. (3)	3	17	45	34

Which of the following courses or activities are available to students at your school – and when are they available during the day?

	Offered as a regular school activity/course (9.7)	Percent % Offered before or after school or during free periods (6)	Not offered at all (Not Scored)
Art	83	17	7
Music	40	17	40
Dance	30	13	50
Theater	7	10	80
Foreign Language	93	10	0
Computer skills/Technology	90	10	0
Health	80	17	0
Physical Education	90	20	0
Sports Teams or Clubs	57	57	0
Tutoring/Enrichment Activities	57	67	3

How much do you agree or disagree with the following statements?

	Strongly Agree	Agree	Percent % Disagree	Strongly Disagree	Does Not Apply
I have sufficient materials to teach my class(es), including: books, audio/visual equipment, maps, and/or calculators. (3.2)	0	33	30	37	0
My instructional materials are in good condition. (4.5)	3	50	20	23	3

Your School's Question-By-Question Survey Results

School DBN:
10X475

How much do you agree or disagree with the following statements?

	Strongly Agree	Percent %		Strongly Disagree
		Agree	Disagree	
School leaders visit classrooms to observe the quality of teaching at this school. (5.4)	7	53	37	3
School leaders place a high priority on the quality of teaching at this school. (3.4)	3	37	20	40
School leaders celebrate learning successes at this school. (3.4)	3	23	47	27
Most teachers in my school work together on teams to improve their instructional practice. (5.3)	10	43	43	3
Teachers in my school use student achievement data to improve instructional decisions. (5.3)	0	66	28	7

T **Communication:** *Teachers feel that the school provides them with information about the school's educational goals and offers appropriate feedback on each student's learning outcomes.*

How much do you agree or disagree with the following statements about your school?

	Strongly Agree	Percent %		Strongly Disagree
		Agree	Disagree	
Schools leaders communicate a clear vision for this school. (3)	7	20	30	43
School leaders let staff know what is expected of them. (4.3)	13	37	17	33
School leaders encourage open communication on important school issues. (2.9)	7	20	27	47
The principal is an effective manager who makes the school run smoothly. (2.7)	7	23	13	57
I trust the principal at his or her word. (2.6)	7	20	17	57

Based on your experiences during the current school year, how much do you agree or disagree with the following statement?

	Strongly Agree	Percent %		Strongly Disagree
		Agree	Disagree	
My school communicates effectively with parents when students misbehave. (3.1)	7	27	20	47

How much do you agree or disagree with the following statement?

	Strongly Agree	Percent %		Strongly Disagree
		Agree	Disagree	
School leaders give me regular and helpful feedback about my teaching. (3.5)	7	29	25	39

How often during this school year have you:

	Percent %					
	More Than Once a Week	Once a Week	About Once a Month	About 3 or 4 Times Each Year	Rarely or Never	Does Not Apply
communicated with students about their progress in class? (Not Scored)	40	33	13	10	0	3
communicated with parents about their children's progress in class? (6.1)	3	20	33	40	0	3
sent parents written information on what you are teaching and what students are expected to learn? (3.6)	0	10	10	45	24	10

Your School's Question-By-Question Survey Results

School DBN:
10X475

How often during this school year have you:

	Percent %					
	More Than Once a week	Once a Week	About Once a Month	About 3 or 4 Times Each Year	Rarely or Never	Does Not Apply
sent home information on services to help students or parents such as: tutoring, after-school programs, or workshops adults can attend to help their children in school? (4)	0	7	30	23	27	13
had a conversation or corresponded with a parent of a student about the student's behavior? (NA)	7	23	40	23	7	0

T Engagement: Teachers feel engaged in an active and vibrant partnership to promote learning.

To what extent do you feel supported by:

	Percent %				
	To a great extent	To some extent	To a small extent	To no extent	Does Not Apply
your principal? (3.1)	7	24	21	45	3
assistant principals at your school? (3.5)	7	24	31	34	3
other teachers at your school? (7.2)	45	31	21	3	0

How much do you agree or disagree with the following statements?

	Percent %			
	Strongly Agree	Agree	Disagree	Strongly Disagree
My school offers a wide enough variety of courses to keep students at my school engaged. (3.7)	11	25	29	36
Students with disabilities are included in all school activities. (6)	14	59	21	7
School leaders invite teachers to play a meaningful role in setting goals and making important decisions for this school. (2.4)	7	17	20	57
School leaders provide time for collaboration among teachers. (3.9)	10	33	20	37

Based on your experiences during the current school year, how much do you agree or disagree with the following statements?

	Percent %			
	Strongly Agree	Agree	Disagree	Strongly Disagree
Obtaining information from parents about student learning needs is a priority at my school. (3.2)	7	17	43	33
Teachers and administrators in my school use information from parents to improve instructional practices and meet student learning needs. (3.3)	7	20	40	33

How much do you agree or disagree with the following statements?

	Percent %				
	Strongly Agree	Agree	Disagree	Strongly Disagree	Does Not Apply
This year, I received helpful training on the use of student achievement data to improve teaching and learning. (3.3)	7	30	17	43	3
The professional development I received this year provided me with content support in my subject area. (2.5)	3	20	20	50	7
The professional development I received this year provided me with teaching strategies to better meet the needs of my students. (3)	7	23	20	47	3



T Safety and Respect: Schools ensure that all members of the school community feel physically and emotionally secure, allowing everyone to focus on student learning.

How much do you agree or disagree with the following statements?

	Strongly Agree	Percent %		Strongly Disagree
		Agree	Disagree	
Teachers in my school respect teachers who take the lead in school improvement efforts. (6.2)	10	70	17	3
Teachers in my school trust each other. (5.9)	17	50	27	7
Teachers in my school recognize and respect colleagues who are the most effective teachers. (6.3)	17	60	20	3
Order and discipline are maintained at my school. (2.8)	7	20	23	50
I can get the help I need at my school to address student behavior and discipline problems. (2.4)	3	17	30	50
I am safe at my school. (4.6)	17	28	31	24
Crime and violence are a problem in my school. (4)	17	53	23	7
Students in my school are often threatened or bullied. (3.7)	20	57	17	7
Adults at my school are often disrespectful to students. (6.7)	7	20	40	33
Most students at my school treat teachers with respect. (2.7)	3	20	30	47
Most parents treat teachers at this school with respect. (5.7)	10	57	27	7
Students' use of alcohol and illegal drugs in school is a problem at my school. (5.2)	7	43	36	14
There are conflicts at my school based on race, color, creed, ethnicity, national origin, citizenship/immigration status, religion, gender, gender identity, gender expression, sexual orientation or disability. (4.6)	3	63	27	7
There is a person or a program in my school that helps students resolve conflicts. (4.7)	7	40	40	13
Gang activity is a problem in my school. (4.9)	7	43	47	3
My school is kept clean. (5.2)	17	41	21	21
<i>Answer this question only if your school has <u>School Safety Agents</u>: The presence and actions of School Safety Agents help to promote a safe and respectful learning environment. (4.8)</i>	15	37	26	22



T Not Scored: These questions appeared on the survey, but answers were not scored and did not affect the School Survey or Progress Report scores.

How much do you agree or disagree with the following statement?

	Strongly Agree	Percent %		Strongly Disagree
		Agree	Disagree	
My school uses assessments that are relevant to my daily instruction.	3	40	27	30

Your School's Question-By-Question Survey Results

School DBN:
10X475

How long have you been a teacher?

Percent %

0	Less than one year	0	1-3 years	7	4-10 years	34	11-15 years	59	More than 15 years
---	--------------------	---	-----------	---	------------	----	-------------	----	--------------------

This year, what percentage of your students had at least one parent attend your Parent-Teacher Conferences?

Percent %

81	0-25%	11	26-50%	7	51-75%	0	76-100%	0	Does Not Apply
----	-------	----	--------	---	--------	---	---------	---	----------------