



MINNESOTA

2013-14 GOLDEN GOPHER MEN'S HOCKEY MEDIA GUIDE



nate
CONDON
#16 // SENIOR // F

kyle
RAU
#7 // JUNIOR // F

adam
WILCOX
#32 // SOPHOMORE // G





CREDITS

Editors: Brian Deutsch

Design and Layout: Jeff Keiser

Photography: Eric Miller, Jerry Lee, Jim Rosvold, Christopher Mitchell, Bruce Kluckhohn.

Printing: University of Minnesota Printing Services

Special thanks to Bob Swoverland and the staff at University of Minnesota Printing Services

© 2013 University of Minnesota Intercollegiate Athletics. The information contained in this publication was compiled by the University of Minnesota Intercollegiate Athletics Communications office and is provided as a courtesy to our fans and the media and may be used for personal or editorial purposes only. Any commercial use of this information is prohibited without the consent of University of Minnesota Intercollegiate Athletics.

ATHLETIC COMMUNICATIONS CONTACT INFORMATION

Asst. Athletic Communications Director/

Men's Hockey Contact: Brian Deutsch

Office Phone: (612) 626-4011

Mobile Phone: (651) 269-5654

Email: deuts060@umn.edu

Fax: (612) 625-0359

Web site: www.gophersports.com

Office Phone (612) 625-4090

Office Fax (612) 625-0359

Website www.gophersports.com

Email gophers@umn.edu

Mailing Address

Athletic Communications
University of Minnesota
244 Bierman Field Athletic Building
516 15th Avenue SE
Minneapolis, Minn. 55455

GOPHER RADIO NETWORK

General Manager Greg Gerlach
Play-by-Play Wally Shaver
Analyst Frank Mazzocco



2013-14 TEAM INFORMATION

2013-14 Information	2
2013-14 Schedule	3
2013-14 Roster	4

PLAYER PROFILES

Seth Ambroz	5
Jake Bischoff	6
Travis Boyd	7
Michael Brodzinski	8
Taylor Cammarata	9
Nate Condon	10
Ryan Coyne	12
Hudson Fasching	13
Gabe Guertler	14
Justin Holl	15
Christian Horn	16
Christian Isackson	17
Justin Kloos	18
Vinni Lettieri	19
Ben Marshall	20
A.J. Michaelson	21
Jake Parenteau	22
Kyle Rau	23
Connor Reilly	25
Mike Reilly	26
Ryan Reilly	27
Tom Serratore	28
Michael Shibrowski	29
Brady Skjei	30
Sam Warning	31
Adam Wilcox	32

COACHING STAFF

Head Coach Don Lucia	34
Associate Head Coach Mike Guentzel	40
Assistant Coach Grant Potulny	42
Director of Hockey Operations Mark Bahr	43
Volunteer Goalie Coach Justin Johnson	43
Support Staff	44

SEASON REVIEW

2012-13 Results	46
2012-13 Team Statistics	47
2012-13 Overall/WCHA Statistics	48
2012-13 Game Summaries	50

HISTORY

NCAA Tournament History	62
1974 National Champions	66
1976 National Champions	67
1979 National Champions	68
2002 National Champions	69
2003 National Champions	70
All-WCHA Golden Gophers	71
Mariucci Classic History	73
Coaching History	77
John Mariucci	78
John Mayasich	79
Hobey Baker Award Winners	80
All-Americans	83
All-Time Captains	84
Team Awards	85
All-Time Letterwinners	87
All-Time Numbers	97
All-Time NHL Roster	102
All-Time NHL Entry Draft	110
All-Time Team USA Roster	114
1980 Miracle On Ice	115

RECORDS

Career Records	118
Season Records	120
Season Scoring Leaders	122
100-Point Golden Gophers	123
50-Goal Golden Gophers	124
75-Assist Golden Gophers	124
One Point-Per-Game Golden Gophers	125
Goaltender Records	126
Game Records	128
Milestones/Miscellaneous Records	129
All-Time Shutouts	131
Team Records	133
Series Records	136
Year-By-Year Records	138
Year-By-Year Scores	139
Records by Twin Cities Arena	173

MEDIA/ADMINISTRATION

Twin Cities Media Outlets	175
Media Information	176
Gopher Radio Network	177
Mariucci Arena Map	178

2013-14 QUICK FACTS

UNIVERSITY INFORMATION

Location: Minneapolis, Minnesota

Enrollment: 50,883

Founded: 1851

President: Eric Kaler

Nickname: Golden Gophers

Colors: Maroon and Gold

Athletic Director: Norwood Teague

Athletic Department Phone: (612) 624-4497

STAFF INFORMATION

Head Coach: Don Lucia

Alma Mater/Year: Notre Dame / 1981

Office Phone: (612) 625-2886

Record At School/Years: 344-182-59 / 14 years

Overall College Record/Years: 623-337-88 / 26 years

Associate Head Coach: Mike Guentzel

Alma Mater/Year: Minnesota / 1987

Assistant Coach: Grant Potulny

Alma Mater/Year: Minnesota / 2004

Hockey Trainer: Jeff Winslow

Hockey Equipment Manager: Lee Greseth

ATHLETIC COMMUNICATIONS

Hockey Athletic Communications Director: Brian Deutsch

Office Phone: (612) 626-4011

Cell Phone: (612) 269-5654

E-Mail Address: deuts060@umn.edu

Media Relations Fax: (612) 625-0359

Athletic Department Website: gophersports.com

TEAM INFORMATION

Home Arena (capacity/year opened): Mariucci Arena

(10,000/1993)

Rink Dimensions: 200 x 100

Arena Press Box Phone: (612) 626-0844

2012-13 Overall Record: 26-9-5

2012-13 Conference Record/Place: 16-7-5 / Tied First

2012-13 Postseason: NCAA Tournament

2013-14 Team Captains: Nate Condon, Kyle Rau

Players Returning: 18 total – 11 F, 5 D, 3 G

Players Lost: 6 total – 3 F, 3 D

Newcomers: 7 total – 5 F, 2 D

First Year of Competition: 1921

National Titles: 5 (1974-76-79-2002-03)

All-Time Record: 1681-951-176 (92 seasons)

STAT BREAKDOWN

Scoring	2012-13	Returning	Lost	% Returning
Goals	139	79	60	56.8
Assists	242	135	107	55.8
Points	381	214	167	56.2
Shots	1380	796	584	57.7

Penalties	2012-13	Returning	Lost	% Returning
Penalties	170	124	46	72.9
PIM	359	267	92	74.4
PPG	41	19	22	46.3
SHG	3	2	1	66.7

Goaltending	2012-13	Returning	Lost	% Returning
Wins	26	26	0	100.0
Saves	892	892	0	100.0
Minutes	2438:27	2438:27	0	100.0
Shutouts	3	3	0	100.0

RETURNING LEADERS

Goals	Kyle Rau	15
Assists	Kyle Rau	25
Points	Kyle Rau	40
Shots	Kyle Rau	114
Shot % (min 10 shots)	Nate Condon/Sam Warning	15.4
+/-	Nate Condon/Jake Parenteau	+15
Penalties	Kyle Rau/Seth Ambroz	11
PIM	Jake Parenteau	27
Power-Play Goals	Kyle Rau	6
Shorthanded Goals	Nate Condon/Sam Warning	1
Game-Winning Goals	Kyle Rau	7
Goals-Against Ave. (500 min.)	Adam Wilcox	1.88
Saves Percentage (500 min.)	Adam Wilcox	.921

ATHLETICS ADMINISTRATION

Position	Name (Alma Mater, Year)
Athletics Director	Norwood Teague (North Carolina)
Deputy Athletics Director	David Benedict (Southern Utah)
Executive Assoc. Athletics Director/SWA	Beth Goetz (Clemson)
Sr. Assoc. Athletics Director	Mike Ellis (North Carolina)
Sr. Assoc. Athletics Director	Chris Werle (St. Cloud State)
Sr. Assoc. Athletics Director	Marc Ryan (Moorhead State)
Assoc. Athletics Director	Scott Ellison (North Dakota)
Assoc. Athletics Director	Randy Handel (Wisconsin-La Crosse)
Assoc. Athletics Director	Leo Lewis (Missouri)
Assoc. Athletics Director	Tom McGinnis (Indiana)
Asst. Athletics Director/Chief of Staff	Jenny Yehlen (Penn State)
Director of Athletic Compliance	J.T. Bruett (Minnesota)
Director of McNamara Academic Center	Lynn Holleran (Beloit)

ATHLETIC COMMUNICATIONS

Position	Name (Alma Mater, Year)
Associate Director	Matt Slieter (Minnesota)
Associate Director	Paul Rovnak (Ohio State)
Assistant Director	Brian Deutsch (Minnesota)
Assistant Director	Michelle Traen (Minnesota State)
Assistant Director	Sarah Turcotte (UW Superior)
Assistant Director	Mandy Hansen (St. Scholastica)
Assistant	Justine Buerkle (Minnesota)
Assistant	Madeline Greene (Minnesota State)
Assistant	Jake Ford (Minnesota)

2013-14 SCHEDULE

2013-14 SCHEDULE

DATE	OPPONENT	TIME	TV	RADIO
Oct. 11	MERCYHURST (Ice Breaker Tournament)	7:00 p.m.	FSN	ESPN 1500
Oct. 12	CLARKSON/UNH (Ice Breaker Tournament)	4/7 p.m.	FSN	ESPN 1500
Oct. 18	at Bemidji State	7:37 p.m.	FSN	ESPN 1500
Oct. 19	at Bemidji State	7:07 p.m.	FSN	ESPN 1500
Oct. 28	BOSTON COLLEGE	7:00 p.m.	BTN	ESPN 1500
Oct. 27	BOSTON COLLEGE	1:00 p.m.	FSN	ESPN 1500
Nov. 8	at Notre Dame	6:35 p.m.	NBCSN	ESPN 1500
Nov. 9	at Notre Dame	6:05 p.m.		ESPN 1500
Nov. 15	at Minnesota State	7:00 p.m.	FSN+	ESPN 1500
Nov. 3	at Minnesota State	7:00 p.m.	FSN+	ESPN 1500
Nov. 22	MINNESOTA-DULUTH	7:00 p.m.	FSN+	ESPN 1500
Nov. 23	MINNESOTA-DULUTH	7:00 p.m.	FSN+	ESPN 1500
Nov. 29	WISCONSIN*	4:00 p.m.	ESPNU	ESPN 1500
Nov. 30	WISCONSIN*	5:00 p.m.	FSN	ESPN 1500
Dec. 6	at Michigan State*	TBA	FSN+	ESPN 1500
Dec. 7	at Michigan State*	3:00 p.m.	FSN	ESPN 1500
Jan. 3	COLGATE (MARIUCCI CLASSIC)	7:00 p.m.	FSN	ESPN 1500
Jan. 3	FERRIS STATE/RPI (MARIUCCI CLASSIC)	7:00 p.m.		ESPN 1500
Jan. 12	at Penn State*	TBA		ESPN 1500
Jan. 13	at Penn State*	TBA	BTN	ESPN 1500
Jan. 17	OHIO STATE* (TCF BANK STADIUM)	8:00 p.m.	BTN	ESPN 1500
Jan. 18	OHIO STATE*	5:00 p.m.	FSN	ESPN 1500
Jan. 24	ST. CLOUD STATE (NORTH STAR COLLEGE CUP)	7:00 p.m.	FSN	ESPN 1500
Jan. 24	MINNESOTA STATE/UMD (NORTH STAR COLLEGE CUP)	TBA	FSN	ESPN 1500
Jan. 31	MICHIGAN STATE*	8:00 p.m.	BTN	ESPN 1500
Feb. 1	MICHIGAN STATE*	7:00 p.m.	FSN+	ESPN 1500
Feb. 6	at Wisconsin*	7:30 p.m.	BTN	ESPN 1500
Feb. 7	at Wisconsin*	8:00 p.m.	BTN	ESPN 1500
Feb. 14	MICHIGAN STATE*	8:00 p.m.	BTN	ESPN 1500
Feb. 15	MICHIGAN STATE*	7:00 p.m.	FSN	ESPN 1500
Feb. 28	PENN STATE*	8:00 p.m.	BTN	ESPN 1500
Mar. 1	PENN STATE*	6:00 p.m.	NBCSN	ESPN 1500
Mar. 7	at Ohio State*	6:30 p.m.	FSN	ESPN 1500
Mar. 8	at Ohio State*	5:30 p.m.	ESPNews	ESPN 1500
Mar. 14	at Michigan*	5:30 p.m.	ESPNews	ESPN 1500
Mar. 15	at Michigan*	6:00 p.m.	BTN	ESPN 1500
Mar. 20-22	Big Ten Tournament (Xcel Energy Center)		BTN	ESPN 1500
Mar. 28-29	NCAA West Regional (Xcel Energy Center)			
Apr. 10-12	NCAA Frozen Four (Philadelphia, Pa.)			

All times Central and subject to change

*Big Ten Conference game

2013-14 MINNESOTA ROSTER

No	Name	NHL	Pos	Ht	Wt	Yr	S/C	B-DATE	Hometown	High School / Previous Team
1	Michael Shibrowski		G	6-2	199	Sr.	L	11/18/90	Andover, Minn.	Des Moines / USHL
2	Brady Skjei	NYR	D	6-3	206	So.	L	3/26/94	Lakeville, Minn.	USNDPT / USHL
5	Mike Reilly	CBJ	D	6-1	182	So.	L	7/13/93	Chanhassen, Minn.	Penticton/ BCHL
6	Jake Parenteau		D	5-10	198	Sr.	L	6/10/89	Francia, Minn.	Alaska / NAHL
7	Kyle Rau	FLA	F	5-8	173	Jr.	L	10/24/92	Eden Prairie, Minn.	Eden Prairie HS
9	Ryan Reilly		F	5-8	169	So.	L	10/01/91	Chanhassen, Minn.	Penticton / BCHL
10	Ben Marshall	DET	D	5-10	187	Jr.	L	8/30/92	Mahtomedi, Minn.	Omaha / USHL
11	Sam Warning		F	5-10	180	Jr.	L	9/29/92	Chesterfield, Mo.	Cedar Rapids / USHL
12	Justin Holl	CHI	D	6-3	195	Sr.	R	1/30/92	Tonka Bay, Minn.	Minnetonka HS
13	Taylor Cammarata	NYI	F	5-7	154	Fr.	L	5/13/95	Plymouth, Minn.	Waterloo / USHL
14	Tom Serratore		F	6-0	192	Sr.	L	7/16/89	Colorado Springs, Colo.	Youngstown / USHL
15	A.J. Michaelson		F	6-1	191	So.	L	2/08/94	Apple Valley, Minn.	Waterloo / USHL
16	Nate Condon	COL	F	6-0	197	Sr.	L	5/29/90	Wausau, Wis.	Fargo / USHL
17	Seth Ambroz	CBJ	F	6-3	215	Jr.	R	4/3/93	New Prague, Minn.	Omaha / USHL
18	Christian Horn		F	5-11	178	Fr.	R	6/11/93	Plymouth, Minn.	Benilde-St. Margaret's
19	Vinni Lettieri		F	5-10	182	Fr.	R	2/6/95	Excelsior, Minn.	Lincoln / USHL
20	Michael Brodzinski	SJS	D	5-10	197	Fr.	R	5/28/95	Ham Lake, Minn.	Muskegon / USHL
21	Connor Reilly		F	6-0	180	RFr.	L	10/01/91	Chanhassen, Minn.	Penticton/BCHL
22	Travis Boyd	WSH	F	5-11	184	Jr.	R	9/14/93	Hopkins, Minn.	Team USA/USHL
24	Hudson Fasching	LOS	F	6-2	207	Fr.	R	7/28/95	Burnsville, Minn.	USNDPT / USHL
25	Justin Kloos		F	5-9	178	Fr.	R	11/30/93	Lakeville, Minn.	Waterloo / USHL
26	Christian Isackson	BUF	F	6-1	189	Jr.	R	1/20/92	Pine City, Minn.	Sioux Falls/USHL
27	Gabe Guertler		F	5-9	191	Fr.	L	5/3/95	Fort Lauderdale, Fla.	Fargo / USHL
28	Jake Bischoff	NYI	D	6-0	195	Fr.	L	7/25/94	Grand Rapids, Minn.	Grand Rapids HS
31	Ryan Coyne		G	6-1	201	So.	L	7/24/93	Plymouth, Minn.	Chicago / NAHL
32	Adam Wilcox	TBL	G	6-1	185	So.	L	11/26/92	South St. Paul, Minn	Tri-City / USHL

Head Coach: Don Lucia

Associate Head Coach: Mike Guentzel

Assistant Coach: Grant Potulny

Volunteer Goalie Coach: Justin Johnson

PRONUNCIATION GUIDE

Seth Ambroz	AM-broze
Jake Bischoff	BISH-off
Michael Brodzinski	broad-ZIN-skee
Taylor Cammarata	cam-uh-ROT-uh
Nate Condon	CON-den
Ryan Coyne	Coin
Hudson Fasching	FASH-ing
Gabe Guertler	GERT-ler
Justin Holl	Hall
Christian Isackson	ISAAC-son
Justin Kloos	CLUE-ss
Vinni Lettieri	luh-TARE-ee
A.J. Michaelson	Michael-son
Jake Parenteau	PUH-RON-toe
Tom Serratore	sare-uh-TORE-ee
Michael Shibrowski	SH-brow-ski
Brady Skjei	SHAY

ALPHABETICAL ROSTER

No.	Name	Pos.	No.	Name	Pos.
17	Seth Ambroz	F	15	A.J. Michaelson	F
28	Jake Bischoff	D	6	Jake Parenteau	D
22	Travis Boyd	F	7	Kyle Rau	F
20	Michael Brodzinski	D	21	Connor Reilly	F
13	Taylor Cammarata	F	5	Mike Reilly	D
16	Nate Condon	F	9	Ryan Reilly	F
31	Ryan Coyne	G	14	Tom Serratore	F
24	Hudson Fasching	F	1	Michael Shibrowski	G
27	Gabe Guertler	F	2	Brady Skjei	D
12	Justin Holl	D	11	Sam Warning	F
18	Christian Horn	F	32	Adam Wilcox	G
26	Christian Isackson	F			
25	Justin Kloos	F			
19	Vinni Lettieri	F			
10	Ben Marshall	D			

Seth AMBROZ



17

F

forward | junior
height: 6-3 | weight: 215 | shoots: right

New Prague, Minn.

Previous Team
High School
NHL

Omaha (USHL)
New Prague
Columbus Blue Jackets

Year: 2011 (Rd. 5, Pick 128)

2012-13 • SOPHOMORE SEASON

Appeared in 38 games for the Gophers, setting new career marks for points (16), goals (9) and assists (7) • made his season debut on Oct. 12 in a 5-1 win over Michigan State, tallying an assist in the win • tied a career high with two goals in Minnesota's 3-2 win over Michigan Tech on Oct. 20 including the game winner • notched four multi-point games this season • tallied a goal just over two minutes into the contest at Anchorage (11/10) • scored a goal to kick-start the Gophers to a 5-1 victory over the Catamounts in Burlington, Vermont. (11/23) • tallied his fifth goal of the season, to this point all coming on the road, and added an assist at Colorado College (12/8) • posted the first goal of the game and added an assist to tie a career-high in points against Alaska Anchorage (1/12) • battled for space at the top of the crease and scored the game-winning goal in the third period at Wisconsin (2/15) • netted a goal in the third period during the Hockey City Classic at Chicago's Soldier Field (2/17) • Academic All-WCHA honoree.

2011-12 • FRESHMAN SEASON

Skated in 41 games and had five goals and three assists • third on the team in penalties (21) and penalty minutes (53) • team was 5-0-0 when he recorded a point • made his collegiate debut against Sacred Heart (10/7) and had two third-period goals for his first points as a Gopher • credited with six penalty minutes against Vermont (10/23) • racked up 19 penalty minutes against North Dakota (11/4) • had an assist and scored the first goal of the game with a power-play strike against Minnesota State (12/3) • registered two points (1g-1a) at North Dakota (1/14) • scored his fifth goal of the season against Bemidji State (2/18).

INTERNATIONAL

Won a gold medal with the United States at the 2010 World Jr. A Challenge in Penticton, B.C. • was second on the team and tied for seventh in the tournament with five points in four games • was an assistant captain for the U.S. Under-18 Select Team at the 2010 Ivan Hlinka Memorial Tournament in Breclav, Czech Republic and Piestany, Slovakia • had three points in five games for second place Team USA • skated for the first-place U.S. National Under-17 team at the 2009 Four Nations in Trnava, Slovakia • scored five goals in three games.

HIGH SCHOOL

Spent three seasons with the Omaha Lancers of the USHL under head coach Bliss Littler • skated with current Gophers Erik Haula, Justin Holl, and Ben Marshall • led Omaha in scoring with 46 points in 2010-11 • named a USHL All-Star in his final two seasons in the league • selected to the USHL All-Rookie Team in 2008-09 • played high school hockey for New Prague in his eighth grade and as a freshman • earned AP All-Minnesota honorable mention honors in 2008 • also played for Russell Stover Under-16 Midget AAA team • drafted by the Columbus Blue Jackets in the fifth round (128th overall) of the 2011 NHL Draft.

PERSONAL

Major is undecided • also enjoys baseball and golf • most memorable sports thrill was winning the gold medal at 2010 World Jr. A Challenge • brother, Matt, skated for Nebraska-Omaha from 2007-11 • son of Bob and Sue Ambroz • born April 3, 1993.



SETH AMBROZ | STATS

► OVERALL

Year	GP	G	A	TP	P-PIM	PP	GW	SH	HT
11-12	41	5	3	8	21-53	2	1	0	0
12-13	38	9	7	16	11-22	2	2	0	0
Total	79	14	10	24	32-75	4	3	0	0

SETH AMBROZ | CAREER BESTS

Goals (Game)	2	4 times (last: 10/20/12 vs Michigan Tech)
Assists (Game)	2	2 times (last: 1/18/13 vs. North Dakota)
Points (Game)	3	2 times (last: 3/5/11 at Bemidji State)
Goal Streak	2	3/4/11-3/5/11
Point Streak	4	2/12/11-2/25/11

First Career Goal	11/20/10 at Michigan Tech
First Career Assist	10/15/10 vs. Nebraska-Omaha

Jake BISCHOFF



28

D

defenseman | freshman
height: 6-0 | weight: 195 | shoots: left

Grand Rapids, Minn.

Previous Team
High School
NHL

Omaha (USHL)
Grand Rapids
New York Islanders

Year: 2012 (Rd. 7, Pick 185)

HIGH SCHOOL/JUNIORS

Scored 21 points (eight goals, 13 assists) in 15 games as a senior at Grand Rapids High School in Minnesota • was a finalist for Minnesota Mr. Hockey in 2013 and was honored as the winner of the Reed Larson Award, given annually to the top senior boys high school hockey defenseman in Minnesota • led Grand Rapids defensemen and finished third on the team with 37 points (11 goals, 26 assists) in 21 games in 2011-12 • also scored 25 points (five goals, 20 assists) in 24 games during the 2010-11 season for Grand Rapids • also spent parts of the 2011-12 and 2012-13 seasons with the Omaha Lancers of the USHL • tallied a total of 22 games with the Lancers.

PERSONAL

Born July, 25, 1994 • son of Grant and Tammi Bischoff • has six siblings, Jordan, Jonah, Blake, Ty, Jazzy and Jered • drafted 185th overall in the seventh round of the NHL Entry Draft by the New York Islanders • father, Grant, played forward for the Gophers from 1988-91 and collected 161 points (80 goals, 81 assists) in 180 games.

Travis BOYD



22

F

forward | junior
height: 5-11 | weight: 184 | shoots: right

Hopkins, Minn.

Previous Team
High School
NHL

U.S. National Development Team (USHL)
Hopkins
Washington Capitals
Year: 2011 (Rd. 6, Pick 177)

2012-13 • SOPHOMORE SEASON

Appeared in all 40 games this season, setting new career marks in goals (three), assists (11) and points (14) • picked up his first regular-season goal in the season opener against Michigan State (10/12) • had the second multi-point game of his career with a goal and an assist at Michigan Tech (10/19) • scored the Gophers' first goal of the game against Minnesota State (11/2) • collected assists on two Gopher goals, one by Seth Ambroz and one by Mike Reilly, at Colorado College (12/7) • assisted on Sam Warning's game-winning goal against Notre Dame (1/8) • tallied the primary assist on Tom Serratore's third-period goal to give the Gophers a lead over in-state rival Minnesota Duluth (2/23) • notched the primary assist on Justin Holl's second goal of the season in the third period against Denver (3/2) • All-WCHA Academic honoree.

2011-12 • FRESHMAN SEASON

Had one goal and eight assists while playing in 34 games • team was 8-0-0 when he recorded a point • made his collegiate debut against Sacred Heart (10/7) and had one assist for his first point as a Gopher • won 11 of 12 faceoffs at St. Cloud State (11/18) • won nine of 15 faceoffs against Wisconsin (3/2) • scored the first goal of his career and also had one assist against North Dakota (3/25) in the NCAA West Regional championship game.

INTERNATIONAL

Participated in the 2012 USA Hockey National Junior Evaluation Camp • skated for the gold medal-winning U.S. team at the 2011 IIHF World Under-18 Championship in Crimmitschau, Germany • put up six points in six games • scored a goal and added three assists in helping the United States take home first place at the 2010 Under-18 Four Nations Cup in Sundsvall, Sweden • scored one goal in four games for Team USA at the 2010 Vlad Dzurilla Under-18 Tournament in Piestany, Slovakia • notched three points to help Team USA win the gold medal at the 2010 World Under-17 Hockey Challenge in Timmins, Ont. • had two assists in three games for first-place U.S. National Team at the 2009 Under-17 Four Nations Tournament in Trnava, Slovakia.

HIGH SCHOOL

Skated for two years for the U.S. National Development Program in Ann Arbor, Mich. under Ron Rolston • totaled three goals and three assists in 16 games against NCAA opponents in 2010-11 • played prep hockey at Hopkins for head coach Chad Nyberg • skated on the same team as 2010-11 Gopher Alex Foss and current Colorado College forward Archie Skalbeck • led team in scoring and twice earned all-conference honors • earned team's MVP award in 2008-09 • drafted by the Washington Capitals in the sixth round of the 2011 NHL Entry Draft • was the youngest player available in the 2011 NHL Draft.

PERSONAL

Major is undecided • enjoys fishing and golfing • most memorable sports thrill was winning the World Under-18 Tournament in 2011 • son of Brian and Jody Boyd • born September 14, 1993.



TRAVIS BOYD | STATS

► OVERALL

Year	GP	G	A	TP	P-PIM	PP	GW	SH	HT
11-12	35	1	8	9	2-4	0	0	0	0
12-13	40	3	11	14	4-8	3	0	0	0
Total	75	4	19	23	6-12	3	0	0	0

TRAVIS BOYD | CAREER BESTS

Goals (Game)	1	4 times (last: 11/2/12 vs. Minnesota State)
Assists (Game)	2	12/8/12 vs. Colorado College
Points (Game)	2	3 times (last: 12/8/12 vs. Colorado College)
Goal Streak	N/A	
Point Streak	2	5 times (last: 11/23/12-11/24/12)
First Career Goal	3/25/12 vs. North Dakota	
First Career Assist	10/7/11 vs. Sacred Heart	

Michael BRODZINSKI



20

D

defenseman | freshman
height: 5-10 | weight: 197 | shoots: right

Ham Lake, Minn.

Previous Team
High School
NHL

Muskegon (USHL)
Blaine
San Jose Sharks

Year: 2013 (Rd. 5, Pick 141)

INTERNATIONAL

Will compete for a roster spot with the U.S. National Junior Team for the 2014 IIHF World Junior Championships in Malmo, Sweden.

HIGH SCHOOL/JUNIORS

Played in 61 regular-season games in 2012-13 for the USHL's Muskegon Lumberjacks, tallying 33 points (16 goals, 17 assists) • also skated in three playoff games for the Lumberjacks with one assists • joined Muskegon for three games in 2011-12 and tallied one assist • prior to his tenure in the USHL, played three seasons for Blaine • set career prep highs in 2011-12, contributing 36 points (16 goals, 20 assists) in his final year with the Bengals • scored 31 points (14 goals, 17 assists) in 2010-11 and six points (three goals, three assists) in 2009-10.

PERSONAL

Born May 28, 1995 • son of Mike and Kathy Brodzinski • has three brothers, Jonny, Easton and Bryce • selected 141st overall in the fifth round of the 2013 NHL Entry Draft by the San Jose Sharks • brother, Jonny, plays hockey for St. Cloud State and was drafted seven picks after Michael in the 2013 NHL Entry Draft by the Los Angeles Kings.

Taylor CAMMARATA



13
F

forward | freshman
height: 5-7 | weight: 154 | shoots: left

Plymouth, Minn.

Previous Team
High School
NHL

Waterloo (USHL)
Shattuck-St. Mary's
New York Islanders

Year: 2013 (Rd. 3, Pick 76)

INTERNATIONAL

Skated for Team USA at the 2012 World Junior A Challenge, tallying four points in four games • will compete for a roster spot with the U.S. National Junior Team for the 2014 IIHF World Junior Championships in Malmo, Sweden.

HIGH SCHOOL/JUNIORS

Led the USHL in goals (38) and points (93) during his second season with the Waterloo Black Hawks (2012-13), playing in 59 games • named USA Hockey's Junior Player of the Year, the USHL Player of the Year, the USHL Forward of the Year and All-USHL First Team in 2012-13 • also finished second in the league in assists (55) and fourth in plus-minus (+39) • was named USHL Rookie of the Year in 2011-12 after tallying 69 points (27 goals, 42 assists) in 60 games • linemates at Waterloo with classmate Justin Kloos • also skated for Shattuck-St. Mary's from 2009-2011, recording 309 points in 112 games over two seasons.

PERSONAL

Born May 13, 1995 • son of B.J. and LeAnn Cammarata • has one brother, Jarrett • selected 76th overall in the third round of the 2013 NHL Entry Draft by the New York Islanders.

Nate CONDON



16

F

forward | senior
height: 6-0 | weight: 197 | shoots: left

Wausau, Wis.

Previous Team
High School
NHL

Fargo (USHL)
Wausau West
Colorado Avalanche

Year: 2008 (Rd. 7, Pick 200)

2012-13 • JUNIOR SEASON

Appeared in all 40 games this season for the Gophers, setting new career highs in goals (12) and points (31) while also posting 19 assists • scored his first goal of the season against Michigan State (10/13) • marked the first road game of the season with a pair of assists at Michigan Tech (10/19) • had a two-point night, with a goal and an assist, in a road loss to the Mavericks of Minnesota State (11/3) • sealed a Gopher victory with an empty-net goal in a 3-1 road victory at Vermont (11/24) • entered the holiday break with assists in three-straight games • recorded a second-period goal against Boston College in the Mariucci Classic title game (12/30) • continued his strong second half with a goal and an assist to lead the Gophers over No. 2 Notre Dame (1/8) • scored a power-play goal in the third period against Alaska Anchorage (1/12) • collected three points, a goal and two assists, to lead the Gophers to a 5-1 victory over North Dakota (1/18) • registered two points, including the game-tying goal late in the third period, against North Dakota (1/19) • named WCHA Offensive Player of the Week on January 22nd after collecting five points (two goals, three assists) against North Dakota the previous weekend • posted a third-period goal to pull the Gophers closer to the home-standing St. Cloud State (2/9) • sparked the Gophers to a 5-3 victory over Minnesota Duluth with a goal on the team's first shot and added an assist (2/22) • started the Gophers comeback with a late second-period goal to cut the Bemidji State lead to one in game two of the WCHA playoff series (3/16) • All-WCHA Academic honoree • WCHA Scholar Athlete • earned his second-straight John Mayasich Outstanding Student-Athlete Award in 2013.

2011-12 • SOPHOMORE SEASON

Set a career high in goals (11), assists (19) and points (30) while skating in 43 games • had four shorthanded goals, which ranks second all-time in single-season program history (Peter Hankinson, 1989-90, and Steve Griffith, 1982-83, had five) • led team with five unassisted goals • took only seven penalties all year • had 10 points (5g-5a) during a nine-game stretch from Dec. 31-Feb. 10 • made his season debut against Sacred Heart (10/7) and had one assist • had an assist and scored the overtime game-winning goal with 56 seconds left at Minnesota Duluth (10/14) • scored two goals at Minnesota Duluth (10/15) • scored the game-winning goal with a shorthanded tally at Alaska Anchorage (10/29) • had two points (1g-1a) and was +3 in a win at Wisconsin (11/12) • had a shorthanded goal and an assist against Northeastern (12/31) • dished out two assists against Notre Dame (1/7) • was +3, scored two goals (including third shorthanded goal of the season) and had one assist at North Dakota (1/14) • recorded his team-leading fourth shorthanded goal of the season against Colorado College (1/21) • took six shots and scored one goal at Denver (2/10) • scored his first goal in 11 games and also had one assist against North Dakota



(3/25) in the NCAA West Regional championship game • WCHA Scholar Athlete • named Minnesota's John Mayasich Outstanding Student-Athlete.

2010-11 • FRESHMAN SEASON

Played in 35 of 36 games and had 17 points (8g-9a) • recorded 16 (7g-9a) of his 17 points in WCHA games • tied for first among freshmen (Nick Bjugstad) on the team in goals (8) • third among freshmen in points (17) and assists (9) • tied for second (Mike Hoeffel) on the team with a +8 rating • led the team with a +12 rating in WCHA games • fourth on the team in faceoff attempts (354) and wins (158) • made collegiate debut against Massachusetts (10/8) • scored first collegiate goal, a power-play strike, against Nebraska-Omaha (10/15) • named the WCHA Rookie of the Week on Nov. 2 after the Colorado College series • scored two goals, had three assists and was +5 at Colorado College (10/30) • first Gopher to record five points in one game since Ryan Potulny (4g-1a) on March 17, 2006 versus St. Cloud State and first freshman to accomplish the feat since Phil Kessel (1g-4a) on Nov. 11, 2006 versus Alaska Anchorage • scored the first game-winning goal of his career and

PLAYER PROFILES



was +3 at Michigan Tech (11/20) • scored his fifth goal of the season against No. 8 Michigan (11/28) • had an assist at Minnesota State (12/3) • recorded an assist in a 2-2 tie against No. 2 Minnesota Duluth (12/12) • scored his first goal in eight games with a strike against Alaska Anchorage (1/28) • had an assist (2/4) and a goal (2/5) at No. 4 Minnesota Duluth • dished out two assists in 7-3 win against No. 4 Denver • eighth goal of the season came in his home state at Wisconsin (2/19).

graduate of Notre Dame as well as a member of the Fighting Irish hockey team • brother, Ryan, is a junior on the Marquette lacrosse team • son of Timothy and Barbara Condon • born May 29, 1990.

HIGH SCHOOL

Played two seasons for Fargo of the USHL, including franchise's inaugural season in 2008-09 • head coaches were current Nebraska-Omaha head coach Dean Blais and current St. Cloud assistant coach Steve Johnson • recorded 91 points in 141 games as a member of the Force • selected to the 2010 USHL All-Star Game and scored a goal for Team Reebok/West • was named the Reebok Western Conference MVP of the game • played with former Gopher Nate Schmidt in Fargo in 2009-10 • played high school hockey for Wausau West (Wis.), earning four varsity letters • coach was Peter Susens • was a three-year all-Wisconsin Valley Conference selection and two-year all-state honoree • was Wisconsin Valley Conference Player of the Year in his senior year, leading the Warriors to Marathon Cup and Kuehlman Cup titles • played for Team Wisconsin for three seasons in the Upper Midwest Elite League for coach Tony Scheid • earned the Elite League scoring title in 2007 with 41 points in 21 games • drafted by the Colorado Avalanche in the seventh round with the 200th overall pick in the 2008 NHL Entry Draft • also lettered in lacrosse for Wausau West.

PERSONAL

Major in finance and accounting in the Carlson School of Management • lists golf and lacrosse as hobbies • was an honor student at Wausau West • most memorable sports thrill was playing in the Clark Cup Finals in both of his seasons with the Fargo Force • only the third Wisconsin-native to play for the Gophers, joining Phil Kessel (2005-06) and Sam Lofquist (2008-09) • brother, Nick, is a 2012

NATE CONDON | STATS

► OVERALL

Year	GP	G	A	TP	P-PIM	PP	GW	SH	HT
10-11	35	8	9	17	7-14	2	1	0	0
11-12	43	11	19	30	7-25	1	2	4	0
12-13	40	12	19	31	4-8	2	0	1	0
Total	118	31	47	78	18-47	5	3	5	0

NATE CONDON | CAREER BESTS

Goals (Game)	2	3 times (last: 1/14/12 at North Dakota)
Assists (Game)	3	10/30/10 at Colorado College
Points (Game)	5	10/30/10 at Colorado College
Goal Streak	3	2 times (last: 1/12/13-1/19/13)
Point Streak	6	12/1/12-1/8/13

First Career Goal	10/15/10 vs. Nebraska-Omaha
First Career Assist	10/30/10 at Colorado College

Ryan COYNE



31
G

goalie | sophomore
height: 6-1 | weight: 201 | catches: left

Plymouth, Minn.

Previous Team
High School

Chicago (NAHL)
Maple Grove

2012-13 • FRESHMAN SEASON

Did not see action during the 2012-13 season for Minnesota.

JUNIORS/HIGH SCHOOL

Made 13 appearances for the Chicago Hitmen of the NAHL in 2011-12, coached by Brent Agrusa • posted a 3-7-2 record and made 408 saves in 628 minutes for Chicago • owned a .883 save percentage • also spent time with the Aberdeen Wings and the Texas Tornados but did not see action with either squad • played prep hockey at Maple Grove for coach Gary Stefano • two-year starter for the Crimson and earned all-conference honors (Northwest Suburban Conference) in 2009-10 and 2010-11 • Star Tribune First Team All-Metro in 2010-11 • Owns Maple Grove career records in games played (59), saves (1,088), wins (33), shutouts (12), goals against average (2.00) and save percentage (.910) • posted a 20-4-2 record in his final season with the Crimson (2010-11) and recorded Maple Grove single-season records for shutouts (eight) and save percentage (.923) • served as team captain for the 2011-12 season • also played soccer for the Crimson.

PERSONAL

Plans to study engineering • son of Mike and Sandy Coyne • born July 24, 1993.



Hudson FASCHING



24

F

forward | freshman
height: 6-2 | weight: 207 | shoots: right

Burnsville, Minn.

Previous Team
High School
NHL

U.S. National Development Team (USHL)
Apple Valley
Los Angeles Kings

Year: 2013 (Rd. 4, Pick 118)

INTERNATIONAL

A product of the U.S. National Development Team program • earned a silver medal with Team USA at the U-18 World Championships, tallying six points • will compete for a roster spot with the U.S. National Junior Team for the 2014 IIHF World Junior Championships in Malmo, Sweden.

HIGH SCHOOL

Spent the last two seasons with the U.S. National Development Team Program in Ann Arbor • tallied a total of 36 points (11 goals, 25 assists) in 2012-13 after totaling 34 points (15 goals, 19 assists) in 54 games the previous season • before joining the US-NDTP, skated for Apple Valley High School as a freshman and sophomore • scored 50 points (18 goals, 32 assists) in 28 games in his final prep season after recording 42 points (24 goals, 18 assists) in 31 games during the 2009-10 season • played alongside Gophers teammate A.J. Michaelson at Apple Valley.

PERSONAL

Born July 28, 1995 • son of Rick and Shannon Fasching • has one brother, Cooper, and one sister, Mallory • selected 118th overall in the fourth round of the 2013 NHL Entry Draft by the Los Angeles Kings.

Gabe **GUERTLER**



27

F

forward | freshman
height: 5-9 | weight: 191 | shoots: left

Fort Lauderdale, Fla.

Previous Team

Fargo (USHL)

INTERNATIONAL

Skated with the U.S. Under-18 Team at the 2012 Ivan Hlinka Memorial Tournament, posting six points in four games • also skated with the U.S. U-17 Team at the 2011 Five Nations Tournament in Ann Arbor.

HIGH SCHOOL

Spent the last two seasons with the Fargo Force of the USHL • in his final year of junior hockey, tallied 51 points (30 goals, 21 assists) in 60 regular-season games • helped Fargo to the 2013 Clark Cup with 10 points (six goals, four assists) in 13 postseason games • joined Fargo in 2011-12 and contributed 28 points (nine goals, 19 assists) in 57 games • prior to his tenure with Fargo, averaged nearly two points per game with Team Illinois in the Tier 1 AAA Hockey League in 2010-11.

PERSONAL

Born May 3, 1995 • son of Mitch and Jacky Guertler • has two sisters, Natasha and Melanie • Gopher hockey's first student-athlete from the state of Florida.

Justin HOLL



12 D

defenseman | senior
height: 6-3 | weight: 195 | shoots: right

Tonka Bay, Minn.

Previous Team
High School
NHL

Omaha (USHL)
Minnetonka
Chicago Blackhawks

Year: 2010 (Rd. 2, Pick 54)

2012-13 • JUNIOR SEASON

Appeared in 35 games for the Gophers as a forward and defenseman, eventually settling in as a forward over the second half of the season • recorded seven points in 2012-13 with three goals and four assists -- three goals matches a career high for the junior • made his season debut and assisted on a pair of goals against the Spartans of Michigan State (10/13) • collected an assist on Ryan Reilly's first collegiate goal against Air Force at the Mariucci Classic (12/29) • scored his first goal of the season on a breakaway to give Minnesota an early lead at Minnesota State (1/26) • tallied the primary assist on Seth Ambroz's goal at the Hockey City Classic in Chicago (2/17) • netted a goal in the third period of a game against Bemidji State to tie the score at three (3/8) • All-WCHA Academic honoree.

2011-12 • SOPHOMORE SEASON

Set a career high in goals (3), assists (8) and points (11) • fourth on the team in blocked shots (45) • tied for second among defensemen with a +18 rating • made his season debut against Sacred Heart (10/7) and had one assist • scored first goal of the season against Vermont (10/23) • had one goal at Alaska Anchorage (10/28) • recorded one goal against Niagara (12/30) • recorded one assist and was +3 against Bemidji State (2/18) • blocked a team-high four shots at Nebraska Omaha (2/25).

2010-11 • FRESHMAN SEASON

Skated in 25 games and had seven points (1g-6a) • team was 4-1-1 when he recorded a point • made college debut against Massachusetts (10/8) and scored the game-winning goal • saw his first action and was +1 against Wisconsin (11/6) after not playing the previous six games • recorded first career assist and was +2 at Michigan Tech (11/20) • had one assist in a 2-2 tie against No. 2 Minnesota-Duluth (12/12) • dished out two assists and was +2 against Alaska Anchorage (1/28).

INTERNATIONAL

Participated in the 2011 U.S. National Junior Evaluation Camp in Lake Placid, N.Y. • played at USA Hockey National Select 16 and 17 Festivals.

HIGH SCHOOL

Played high school hockey at Minnetonka and was the team's captain in 2009-10 • head coach was Brian Urick • helped Skippers win Section 6AA title and reach Minnesota Class AA state championship game • notched 37 points (20g-17a) in 2009-10 and earned all-Classic Lake Conference, all-Metro, and all-state honors • was a finalist for Minnesota's Mr. Hockey Award • joined Omaha of the USHL for the end of the 2009-10 season and recorded four assists for the Lancers • was CCM Defensive Player of the Week in the USHL

for the week of 3/23 • drafted by the Chicago Blackhawks in the second round with the 54th overall pick in the 2010 NHL Entry Draft • earned one varsity letter in lacrosse at Minnetonka.

PERSONAL

Majoring in finance in the Carlson School of Management • hobbies include wiffleball and 3 on 3 NHL Arcade • was an AP Scholar with honors • lists most memorable sports thrill as playing in the 2012 NCAA Frozen Four • cousin, Mike Erickson, played hockey for Minnesota and Western Michigan in college • son of Jerry and Sue Holl • born January 30, 1992.



JUSTIN HOLL | STATS

► OVERALL

Year	GP	G	A	TP	P-PIM	PP	GW	SH	HT
10-11	25	1	6	7	6-12	0	1	0	0
11-12	43	3	8	11	17-34	0	0	0	0
12-13	35	3	4	7	5-10	0	0	0	0
Total	103	7	18	25	28-56	0	1	0	0

JUSTIN HOLL | CAREER BESTS

Goals (Game)	1	7 times (last: 3/8/13 vs. Bemidji State)
Assists (Game)	2	2 times (last: 10/13/12 vs. Michigan St.)
Points (Game)	2	2 times (last: 10/13/12 vs. Michigan St.)
Goal Streak	2	2 time (last: 3/2/13-3/8/13)
Point Streak	2	3 times (last: last: 3/2/13-3/8/13)

First Career Goal	10/8/10 vs. Massachusetts
First Career Assist	11/20/10 at Michigan Tech

Christian HORN



18
F

forward | sophomore
height: 5-11 | weight: 178 | shoots: right

Plymouth, Minn.

Previous Team
High School

Benilde-St. Margaret's
Benilde-St. Margaret's

2012-13 • FRESHMAN SEASON

Did not see action in the regular season or playoffs • picked up an assist in Minnesota's 2-2 overtime exhibition tie with the U.S. Under-18 Team (10/26) • also competed in the Gophers' exhibition game against Lethbridge (10/6).

INTERNATIONAL

Notched three goals and one assist in four games for the U.S. Under-17 Select Team at the 2009 Under-17 Five Nations Tournament in Fussen, Germany en route to a bronze medal.

HIGH SCHOOL

Skated for Benilde-St. Margaret's for four years under head coach Ken Pauly • captained Red Knights to 2012 state Class AA title with six points in tournament play • finished high school career holding school records for career points (207) and assists (127) and became the first player in school history to reach the 200-point and 100-assist plateaus • earned all-state honors in his final two years and was a four-time All-North Suburban Conference honoree • became the first freshman in BSM history to lead the team in goals in 2008-09 • played three seasons in the Upper Midwest Elite High School Hockey League • scored the championship-winning goal in overtime to clinch the Bauer NIT Championship for Minnesota White in 2010 • won two state championships for the Red Knights in lacrosse was a second-team all-state honoree in 2011.

PERSONAL

Plans to study business and kinesiology • was an honor roll student and earned a Student-teacher Recognition Award at Benilde-St. Margaret's • also likes to play lacrosse • most memorable sports thrill was winning the 2012 Minnesota Class AA state hockey tournament • older brother, Rob, played lacrosse for Minnesota Duluth • son of Ron Horn and Janice Steinhauser • born Jun. 11, 1993.



Christian ISACKSON



26

F

forward | junior
height: 6-1 | weight: 189 | shoots: right

Pine City, Minn.

Previous Team
High School
NHL

Sioux Falls (USHL)
St. Thomas Academy
Buffalo Sabres

Year: 2010 (Rd. 7, Pick 203)

2012-13 • SOPHOMORE SEASON

Appeared in all 40 games for the Gophers • recorded 20 points (four goals, 16 assists) this season after being held without a point as a freshman • recorded his first goal as a Gopher in a 5-1 victory over the Spartans of Michigan State (10-12) • recorded a pair of assists against the Spartans (10-13) • tallied his second goal of the season to give the Gophers the lead against Nebraska Omaha (11/30) • assisted on Ryan Reilly's first collegiate goal in the second period off a Mariucci Classic game vs. Air Force (12/29) • collected a point for the second-straight day to help the Gophers past the Eagles of Boston College to the Mariucci Classic title (12/30) • extended his point streak to three games with a goal against Notre Dame (1/8) • tallied a point for the fourth-straight game with an assist against Alaska Anchorage (1/11) • recorded the secondary assist on Jake Parenteau's first goal of the season against North Dakota (1/19) • recorded an assist on Seth Ambroz's goal during the Hockey City Classic in Chicago (2/17) • recorded the primary assist on a Nick Bjugstad power-play goal at Bemidji State (3/8) • notched a two-point night, with a goal and an assist, in a 5-1 victory at Bemidji State to close out the regular season (3/9) • assisted on Kyle Rau's game-winning goal in game one of the WCHA playoff series against Bemidji State (3/15).

2011-12 • FRESHMAN SEASON

Skated in 11 games • made his collegiate debut against Sacred Heart (10/8) • won eight of 10 faceoffs at St. Cloud State (1/28).

INTERNATIONAL

Played on the U.S. Under-18 Select Team at the 2009 Ivan Hlinka Memorial in Piestany, Slovakia • shared the team lead in scoring with Gopher teammate Sam Warning by putting up two goals and two assists in three games • led team with a +5 rating • played in four games and recorded an assist for the second-place U.S. Under-17 Select Team at the 2008 Five Nations Tournament in Prievidza, Slovakia.

HIGH SCHOOL

Spent 2010-11 playing for the Sioux Falls Stampede of the USHL • played under head coach Kevin Hartzell on the same team as fellow Gopher Kyle Rau (Rau joined the team after the high school season ended) • led the Stampede in scoring during the regular season with 44 points • played prep hockey for St. Thomas Academy under Greg Vannelli and former Gopher Tom Vannelli • was a finalist for the Minnesota Mr. Hockey Award and was a first team all-state selection in 2009-10 • honorable mention for the all-state hockey team in 2008-09 • three-time All-Classic Suburban Conference selection • helped lead Cadets to a Class A state championship in 2007-08 • Star Tribune Prep Athlete of the Week for the week of 3/11/08 and Pioneer Press Athlete of the Week for

the week of 12/15/09 • drafted in the seventh round of the 2010 NHL Draft by the Buffalo Sabres.

PERSONAL

Major is undeclared • hobbies include wakeboarding and golfing • most memorable sports thrill was winning the Class A Minnesota High School State tournament • son of Tracy Isackson • born January 20, 1992.



CHRISTIAN ISACKSON | STATS

► **OVERALL**

Year	GP	G	A	TP	P-PIM	PP	GW	SH	HT
11-12	11	0	0	0	1-2	0	0	0	0
12-13	40	4	16	20	10-20	0	0	0	0
Total	51	4	16	20	11-22	0	0	0	0

CHRISTIAN ISACKSON | CAREER BESTS

Goals (Game)	1	4 times (last: 3/9/13 vs. Bemidji State)
Assists (Game)	2	2 times (last: 1/11/13 vs. UAA)
Points (Game)	2	3 times (last: 3/9/13 vs. Bemidji State)
Goal Streak	N/A	
Point Streak	4	12/29/12-1/11/13

First Career Goal	10/8/10 vs. Massachusetts
First Career Assist	11/20/10 at Michigan Tech

Justin KLOOS



25

F

forward | freshman
height: 5-9 | weight: 178 | shoots: right

Lakeville, Minn.

Previous Team
High School

Waterloo (USHL)
Lakeville South

INTERNATIONAL

Skated for Team USA at the 2012 World Junior A Challenge.

HIGH SCHOOL

Skated with the USHL's Waterloo Black Hawks for parts of three seasons including the entire 2012-13 campaign • finished second in the USHL with 87 points behind Black Hawks linemate and Gophers classmate Taylor Cammarata • his 58 assists in 2012-13 were the second most in Waterloo history • earned All-USHL First Team honors • saw action in two USHL games with Waterloo in 2011-12, scoring four points (two goals, two assists) • also played 10 games for the Black Hawks in 2010-11, adding five points (three goals, two assists) • prior to his tenure in the USHL,

skated with Lakeville South High School and led the state in scoring with 103 points in 31 games during his senior season • honored as Minnesota's Mr. Hockey in 2012 • helped Lakeville South to a Minnesota State Hockey Tournament Appearance.

PERSONAL

Born Nov. 30, 1993 • son of Tom and Mary Kloos • has one brother, John • cousin, Carrie Thompson, played collegiate women's hockey at Dartmouth.

Vinni **LETTIERI**



19
F

forward | freshman
height: 5-10 | weight: 182 | shoots: right

Excelsior, Minn.

Previous Team High School	Lincoln (USHL) Minnetonka
------------------------------	------------------------------

INTERNATIONAL

Spent time with the U.S. National Development Team Program • represented Team USA at the 2012 Ivan Hlinka Memorial Tournament, posting four points (two goals, two assists) in four games • also dressed with the U.S. Under-18 Team for a pair of games, totaling four points including a goal against Minnesota in a 2-2 exhibition tie.

HIGH SCHOOL

Skated with the Lincoln Stars of the USHL for the 2012-13 season, tallying 56 points (28 goals, 28 assists) in 61 games • also played for Lincoln at the end of the 2011-12 season, pocketing eight points (four goals, four assists) in 15 games • prior to his junior career, spent two seasons at Minnetonka High School • tallied 60 points (23 goals, 37 points) in 32 games as a junior in 2011-12 • also had 37 points (15 goals, 22 assists) in 25 games as a sophomore in 2010-11.

PERSONAL

Born Feb. 6, 1995 • son of Tino and Michelle Lettieri • has one sister, Bianca • father played professional soccer for 11 seasons including a four-year stint with the Minnesota Kicks of the North American Soccer League • grandfather, Lou Nanne, is a former Gopher All-American, a former player, coach and general manager of the Minnesota North Stars and a long-time representative of USA Hockey • uncle, Marty Nanne, also played for the Gophers hockey team.

Ben MARSHALL



10
D

defenseman | junior
height: 5-9 | weight: 179 | shoots: left

Mahtomedi, Minn.

Previous Team
High School
NHL

Omaha (USHL)
Mahtomedi
Detroit Red Wings

Year: 2010 (Rd. 7, Pick 201)

2012-13 • SOPHOMORE SEASON

Appeared in all 40 games as a sophomore for the Gophers • collected career bests in points (19), goals (8) and assists (11) • netted three game-winning goals and three power-play goals • was a +9 for the season • scored the Gophers first goal of the season versus Michigan State (10/12) • netted a goal for the second night in a row against the Spartans on opening weekend (10/13) • assisted on a goal in back-to-back nights in Houghton, Mich. against the Huskies of Michigan Tech (10/19-20) • scored a power-play goal in Anchorage (11/9) • recorded a pair of assists against Boston College at the Mariucci Classic to claim the title (12/30) • scored the game-winning goal late in the third period to give the Gophers a 4-3 victory over Alaska Anchorage (1/11) • netted the game-winning goal on the power play late in the second period against North Dakota (1/18) • collected two primary assists, including Seth Ambroz's game-winning goal against Wisconsin (2/15) • registered the primary assist on Nate Condon's goal on the Gophers' first shot versus Minnesota Duluth (2/22) • posted another primary assist on Mike Reilly's power-play goal in the first period against Minnesota Duluth (2/23) • scored the first goal of the game in the first period against Bemidji State in a 4-3 road victory (3/8) • netted Minnesota's only goal of regulation in game one of the WCHA playoff series against Bemidji State (3/15) • won the WCHA playoff series against Bemidji State with an unassisted goal with 52 seconds remaining in regulation in game two (3/16) • All-WCHA Academic Team honoree.

2011-12 • FRESHMAN SEASON

Had four goals and nine assists in 41 games • third on the team in blocked shots (50) • made his collegiate debut against Sacred Heart (10/7) and was a team-high +5 • scored his first collegiate goal against Sacred Heart (10/8) • earned seven penalty minutes against St. Cloud State (11/19) • scored at Michigan State (11/26) • had his first multiple-assist game of his career (2a) against Notre Dame (1/7) • scored a power-play goal at St. Cloud State (1/28), snapping a 12-game drought without a goal • missed both games at Nebraska Omaha (2/24 and 2/25) with an injury • returned to the lineup and blocked a team-high four shots against Wisconsin (2/3) • had two assists against Alaska Anchorage (3/10) in Game 2 of the first round of the WCHA playoffs • scored the first goal of the game against North Dakota (3/25) in the NCAA West Regional championship game.

INTERNATIONAL

Scored one goal in three games for Team USA's Under-18 Select Team at the 2009 Ivan Hlinka Memorial in Piestany, Slovakia • played in four games and recorded a shorthanded goal for the second-place U.S. Under-17 Select Team at the 2008 Five Nations Tournament in Prievidza, Slovakia.

HIGH SCHOOL

Played for the Omaha Lancers of the USHL under head coach Bliss Littler in 2010-11 • was a teammate of fellow Gopher freshman Seth Ambroz • led Omaha defensemen in scoring with 33 points • selected to the All-USHL Second Team, USHL All-Rookie Team, and USHL Western Conference Midseason All-Star team • USHL CCM Defensive Player of the Week for the weeks of 12/6 and 3/7 • played high school hockey for Mahtomedi under Jeff Poeschl • led Zephyrs to two Class A State Tournament appearances • earned first team all-state honors in 2010 • received honorable mention for the AP Minnesota High School Hockey All-State Team in 2009 • two-time All-Classical Suburban conference selection • drafted by the Detroit Red Wings in the seventh round (201st overall) of the 2010 NHL Entry Draft • played football for Mahtomedi.

PERSONAL

Major is undeclared • most memorable sports thrill was playing in the Minnesota High School State tournament • son of Scott and Linda Marshall • born August 30, 1992.



BEN MARSHALL | STATS

► **OVERALL**

Year	GP	G	A	TP	P-PIM	PP	GW	SH	HT
11-12	41	4	9	13	14-31	1	0	0	0
12-13	40	8	11	19	10-20	3	3	0	0
Total	81	12	20	32	24-51	4	3	0	0

BEN MARSHALL | CAREER BESTS

Goals (Game)	1	10 times (last: 3/16/13 vs. Bemidji State)
Assists (Game)	2	4 times (last: 2/15/13 vs. Wisconsin)
Points (Game)	2	4 times (last: 2/15/13 vs. Wisconsin)
Goal Streak	2	2 times (last: 3/15/13-3/16/13)
Point Streak	4	2 times (last: 3/8/13-3/16/13)

First Career Goal	10/8/11 vs. Sacred Heart
First Career Assist	10/15/11 vs. Minnesota Duluth

A.J. MICHAELSON



15

F

forward | sophomore
height: 6-0 | weight: 191 | shoots: right

Apple Valley, Minn.

Previous Team
High School

Waterloo (USHL)
Apple Valley

2012-13 • FRESHMAN SEASON

Appeared in 22 games for the Gophers as a freshman in 2012-13 • collected six points (three goals, three assists) and is currently a +4 • appeared in his first college game in a 5-1 victory over Michigan State (10/12) • recorded his first point as a Gopher when he assisted on a Seth Ambroz goal at Vermont (11/23) • scored the game-winning goal, the first goal of his college career, in a 3-1 victory at Vermont (11/24) • assisted on a Christian Isackson goal against Notre Dame to pick up his second assist of the season. (1/8) • netted the second goal of his career in a 7-1 victory over Alaska Anchorage. He was also a +2 on the night. (1/12) • registered an assist on a Justin Holl goal against Bemidji State. He dug the puck of the corner and found Holl in the slot (3/8) • netted the game-tying goal in the third period of game two of the WCHA playoff series against Bemidji State (3/16).

INTERNATIONAL

Played for the third-place United States at the 2011 World Junior A Hockey Challenge in Langley, B.C., skating with fellow Gopher freshman Mike Reilly • Recorded three assists in four games and won a gold medal skating for Team USA at the 2010 Under-17 Five Nations Tournament in Huttwil, Switzerland.

JUNIORS/HIGH SCHOOL

Played the 2011-12 season for the Waterloo Black Hawks of the USHL, coached by P.K. O'Handley • followed a 20-point regular season with seven points in a 15-game run to the Clark Cup final • participated in the 2012 CCM USHL/NHL Top Prospects Game in Muskegon, Mich. • played six games for the Black Hawks after completing high school season in 2010-11, skating with current Gopher sophomore Blake Thompson • played three years of prep hockey at Apple Valley for coach Jerry Hayes • put up a school record 62 points in his final season with the team • left as his high school's fourth all-time leading point-scorer (121) and second all-time leading goal scorer (62), winning two team MVP awards • helped lead the Eagles to a Section 3AA championship in 2009-10 and was named team captain for the following season • in 2011-12, was an all-state honorable mention honoree, was named to the All-Lake Conference team, and won Apple Valley's Bird of Prey Award • earned the Eagles' Rookie of the Year Award in 2008-09 • also played golf in high school • reached the state tournament and was named Team MVP in his sophomore year and was team's captain for the following year.

PERSONAL

Plans to study sport management and business • honor roll student at Apple Valley • hobbies include golfing, fishing, and going to his cabin • most memorable sports thrills were playing in the Minnesota state high school hockey tournament and the USHL's Clark Cup final • son of Jeff and Kris Michaelson • born Feb. 8, 1994.



A.J. MICHAELSON | STATS

► OVERALL

Year	GP	G	A	TP	P-PIM	PP	GW	SH	HT
12-13	22	3	3	6	2-4	0	1	0	0
Total	22	3	3	6	2-4	0	1	0	0

A.J. MICHAELSON | CAREER BESTS

Goals (Game)	1	3 times (last: 3/16/13 vs. Bemidji State)
Assists (Game)	1	3 times (last: 3/8/13 vs. Bemidji State)
Points (Game)	1	6 times (last: 3/16/13 vs. Bemidji State)
Goal Streak	N/A	
Point Streak	2	11/23/12-11/24/12

First Career Goal	11/24/12 vs. Vermont
First Career Assist	11/23/12 vs. Vermont

Jake PARENTEAU



6
D

defenseman | senior
height: 5-10 | weight: 198 | shoots: left

Franconia, Minn.

Previous Team Alaska (NAHL)
High School Chisago Lakes

2012-13 • JUNIOR SEASON

Appeared in 35 games as a junior in 2012-13 • posted career highs this season in points (9), assists (7) and plus/minus (+15) while matching his best season numbers in goals (2) • tied for the team lead with a +17 rating during the regular season • picked up his first point of the season with an assist on a Kyle Rau goal vs. Canisius. It was the lone goal of the game. (10/28) • collected his second point of the season with an assist at Vermont (11/23) • recorded the primary assist on Erik Haula's game-winning goal at the Mariucci Classic against Air Force (12/29) • assisted on a goal for the second-straight night to help the Gophers defeat Boston College and capture the Mariucci Classic title (12/30) • assisted on a Seth Ambroz goal in the first period against Alaska Anchorage (1/12) • scored his first goal of the season against rival North Dakota (1/19) • registered a secondary assist on Sam Warning's goal in the third period against Denver (3/2) • netted his second goal of the season and assisted on another goal in a 5-1 victory at Bemidji State (3/9) • All-WCHA Academic Team honoree.

2011-12 • SOPHOMORE SEASON

Skated in 39 games and had two goals and six assists • took only two minor penalties all season • blocked 37 shots • made his season debut against Sacred Heart (10/8) • recorded his first career point, an assist, against Niagara (12/30) • had one assist and was +3 at North Dakota (1/14) • recorded his first penalty of the season (cross-checking) against Colorado College (1/21) after playing his first 22 games of the season without taking a penalty • scored his first career goal as a Gopher in overtime at Nebraska Omaha (2/24) to give Minnesota a 3-2 come-from-behind win • scored the second goal of his career against Boston University (3/24) in the NCAA West Regional semifinals.

2010-11 • FRESHMAN SEASON

Played in eight games • team was 4-3-1 when he was in the lineup • never went more than five games without playing • took one shot and blocked two shots in collegiate debut (2-1 win) against St. Cloud State (10/24) • missed both Wisconsin games (Nov. 5-6) after being diagnosed with mononucleosis on Nov. 3 • was medically cleared to play and accompanied the team to Michigan Tech (11/19 and 11/20) but did not see any game action • was +1 against No. 2 Minnesota-Duluth (12/12), which was his first game action since Nov. 26 against Michigan State • played in his first game since Dec. 12 when he suited up at No. 2 North Dakota (1/15) • was +1 and earned five penalty minutes against Michigan Tech (2/26).

HIGH SCHOOL

Played two seasons with the Alaska Avalanche of the NAHL • head coach was Brian Huebel • tied for the NAHL lead in points for a defenseman in 2009-10 with 47 (16g-31a) and led defensemen in

goals in each of his two years in the league • became highest scoring defenseman in franchise history with 68 points and became first Avalanche player to earn All-NAHL honors • helped lead the team to its first two playoff appearances • played 2007-08 season for the St. Paul Lakers of the MNJHL and won the team's Rookie of the Year award, tallying 37 points • earned four varsity letters at Chisago Lakes High School • was an all-conference honoree in his senior season.

PERSONAL

Major is business and marketing education • lists hobbies as fishing, hunting, golfing, and spending time with family and friends • most memorable sports experience was playing hockey in Wasilla, Alaska for the NAHL's Alaska Avalanche for two years • father, Tom, and uncle, Mike Anderson, both played hockey for the Gophers in the early 1980s • sister, Lexy, played hockey at Bemidji State from 2006-10, while cousin, Casey, skated for St. Lawrence University from 2006-09 • son of Tom and Shellee Parenteau • born June 10, 1989.



JAKE PARENTEAU | STATS

► OVERALL

Year	GP	G	A	TP	P-PIM	PP	GW	SH	HT
10-11	8	0	0	0	2-7	0	0	0	0
11-12	39	2	6	8	2-4	0	1	0	0
12-13	35	2	7	9	8-27	0	0	0	0
Total	82	4	13	17	12-38	0	1	0	0

JAKE PARENTEAU | CAREER BESTS

Goals (Game)	1	4 times (last: 3/9/13 vs. Bemidji State)
Assists (Game)	1	12 times (last: 3/9/13 vs. Bemidji State)
Points (Game)	2	3/9/13 vs. Bemidji State
Goal Streak	N/A	
Point Streak	2	2 times (last: 12/29/12-12/30/12)

First Career Goal	2/24/12 vs. Nebraska Omaha
First Career Assist	12/30/11 vs. Niagara

Kyle RAU



7
F

forward | junior
height: 5-8 | weight: 173 | shoots: left

Eden Prairie, Minn.

Previous Team
High School
NHL

Sioux Falls (USHL)
Eden Prairie
Florida Panthers

Year: 2011 (Rd. 3, Pick 91)

2012-13 • SOPHOMORE SEASON

Appeared in all 40 games as a sophomore for the Gophers this season • collected 40 points (15 goals, 25 assists) • tied for first in the nation with seven game-winning goals • a +12 for the season • led the team in power-play points during the regular season 18 (6G, 12A) • led the WCHA in game-winning goals with six during the regular season • had a two-point night with a goal and an assist against Michigan State (10/13) • scored the only goal of the game just 12 seconds into the first period against Canisius (10/28) • netted two power-play goals, including the game-winning goal, at Alaska Anchorage (11/9) • tallied an empty-net goal to clinch a victory for the Gophers in the Boarder Battle vs. Wisconsin (11/7) • scored the game-winning goal and assisted on a Zach Budish goal at Vermont (11/23) • collected at least one point in every weekend series for the Gophers prior to the holiday break. • recorded a power-play goal in the third period to give the Gophers a 3-0 lead over Air Force (12/29) • tallied a season-high three points with two goals and an assist against Boston College to help the Gophers win the Mariucci Classic, 8-1 (12/30) • notched another multi-point game with a goal and an assist against Alaska Anchorage (1/11) • recorded his first career hat trick against Alaska Anchorage (1/12) • awarded WCHA Offensive Player of the Week honors on January 15th after registering six points (four goals, two assists) the previous weekend against Alaska Anchorage. • assisted on three of the Gophers' four goals at Minnesota State (1/26) • collected a pair of assists, one in the first period and one in the third period, in a 4-2 victory at St. Cloud State (2/8) • netted the game-winning goal in the third period against Minnesota Duluth in a 5-3 victory (2/22) • registered assists on the first two goals of the game, one by Erik Haula and one by Nick Bjugstad, at Bemidji State (3/9) • set up a Ben Marshall goal and scored the game-winning goal in game one of the WCHA playoffs against Bemidji State (3/15) • All-WCHA Academic team honoree.

2011-12 • FRESHMAN SEASON

Named to the All-WCHA Rookie Team • national Rookie of the Month for October after scoring seven goals and recording six assists • three-time WCHA Rookie of the Week (Oct. 18, Feb. 21 and Feb. 28) • second on the team in points (43) and third on the team in goals (18) and assists (25) • led team in power-play goals (9) and finished second in plus-minus (+23) • led team with six game-winning goals to tie Trent Klatt (1991-92) for ninth all-time in a single season • his 18 goals were the most by a Gopher freshman since the 2006-07 season (Jay Barriball had 20 and Kyle Okposo had 19) • his 43 points were the most by a Gopher freshman since the 2008-09 season (Jordan Schroeder had 45) • had at least one point in 19 of 25 WCHA games (team was 16-3-0 in those games) • scored at least one point in 27 of 40 games and team was 21-5-1 in those games • had a team-high eight-game point streak (7g-

6a) from Oct. 14-Nov. 5 and a seven-game point streak (3g-6a) from Jan. 27-Feb. 25 • made college debut against Sacred Heart (10/7) and scored 56 seconds (game-winning goal) into the game for his first point as a Gopher • scored two power-play goals at Minnesota Duluth (10/14) • scored the game-winning power-play



KYLE RAU | STATS

► OVERALL

Year	GP	G	A	TP	P-PIM	PP	GW	SH	HT
11-12	40	18	25	43	9-29	9	6	1	0
12-13	40	15	25	40	11-22	6	7	0	1
Total	80	33	50	83	20-51	15	13	1	1

KYLE RAU | CAREER BESTS

Goals (Game)	3	1/12/13 vs. Alaska Anchorage
Assists (Game)	3	2 times (last: 1/26/13 vs. Minnesota State)
Points (Game)	4	3/24/12 vs. Boston Univ.
Goal Streak	4	10/14/11-10/23/11
Point Streak	8	10/14/11-11/5/11

First Career Goal	10/7/11 vs. Sacred Heart
First Career Assist	10/7/11 vs. Sacred Heart



goal against Minnesota Duluth (10/15) • had an assist and scored the game-winning goal just 44 seconds into the game against Vermont (10/21) • recorded two points (1g-1a) against Vermont (10/23) • dished out two assists at Alaska Anchorage (10/28) • had two points (1g-1a) including a shorthanded empty-net goal at Alaska Anchorage (10/29) • scored the game-winning goal with 46 seconds left in regulation against North Dakota (11/5) • picked up a third-period goal at St. Cloud State (11/18) • tallied on goal at Michigan State (11/26) • scored the game-winning goal and picked up six penalty minutes against Minnesota State (12/3) • had three points (1g-2a) including Minnesota's first goal of the game against Michigan Tech (12/10) • missed both games of the Mariucci Classic (12/30 and 12/31) while playing for the United States in the World Junior Championship • scored Minnesota's lone goal at North Dakota (1/13) • had two assists at North Dakota (1/14) • recorded a goal and 15 penalty minutes at Denver (2/10) • dished out two assists against Bemidji State (2/17) • scored two power-play goals in a win at Nebraska Omaha (2/25) • blocked a team-high four shots against Wisconsin (3/3) • had two assists against Alaska Anchorage (3/10) in Game 2 of the first round of the WCHA playoffs • recorded one goal and one assist against North Dakota in the WCHA Final Five semifinals (3/16) • registered the first four-point game (1g-3a) of his career against Boston University (3/24) in the NCAA West Regional semifinals.

INTERNATIONAL

Competed for the United States Under-18 Team at the 2009 Ivan Hlinka Memorial in Piešťany, Slovakia • recorded an assist and had a plus/minus of +1 in three games.

HIGH SCHOOL

Finished 2010-11 playing for the Sioux Falls Stampede of the USHL under Kevin Hartzell • put up 10 points in the final 11 games of the regular season • led the USHL in playoff scoring with 12 points

in 10 games • played high school hockey for Eden Prairie for head coach Lee Smith • won Minnesota's Mr. Hockey Award and earned first-team all-state honors in 2010-11 after leading the Eagles to a Class AA state championship in 2010-11 • scored the winning goal against Duluth East in triple overtime of the 2011 Class AA state championship game on 3/12 • tallied game-winning goal in double overtime against Wayzata to clinch the 2011 Section 6AA championship on 3/2 • was second-team all-state in 2009-10 • helped Eagles win 2008-09 Class AA state championship along with former Gopher Nick Leddy • named AP all-state honorable mention • drafted by the Florida Panthers with the 91st overall selection (third round) of the 2011 NHL Draft.

PERSONAL

Enrolled in the Carlson School of Management and plans to major in marketing • most memorable sports thrills were winning the 2009 and 2011 Minnesota High School Class AA state hockey championships • brother, Chad, skated for Colorado College from 2005-09 and is currently in the Minnesota Wild organization • son of Mike and Lynne Rau • father, Mike, played baseball for Minnesota • born October 24, 1992.

Connor REILLY



21
F

forward | redshirt freshman
height: 6-0 | weight: 180 | shoots: left

Chanhausen, Minn.

Previous Team
High School

Penticton (BCHL) /Sioux Falls (USHL)
Academy of Holy Angels

2012-13 • FRESHMAN SEASON

Did not see action as a freshman after suffering an injury before the season • earned a medical redshirt.

HIGH SCHOOL/JUNIORS

Helped the BCHL's Penticton Vees set a North American junior hockey record with a 42-game win streak en route to RBC Cup and Doyle Cup championships under head coach Fred Harbinson in 2011-12 • was a teammate of brothers and current Gopher freshmen Connor and Ryan • BCHL Interior Conference Second All-Star Team selection • finished seventh in the BCHL in scoring with 86 regular-season points • named Vees' Player of the Month in November • in 2010-11, skated for USHL's Sioux Falls Stampede under head coach and former Gopher Kevin Hartzell • was joined by brother Ryan and current Minnesota players Christian Isackson and Kyle Rau (Rau joined the team after the high school season ended) • was third on the Stampede in scoring during the regular season with 39 points • played three seasons of prep hockey for the Academy of Holy Angels under coach Greg Trebil • was the team's captain, leading scorer, and Team MVP in 2009-10 • was a three-time All-Missota Conference honoree and was honorable mention all-state in his senior season.

PERSONAL

Plans to major in business/finance • graduated from the Academy of Holy Angels in 2010 and earned multiple Academic Achievement Awards • hobbies include golfing, water sports, and playing the acoustic guitar • most memorable sports thrill was winning the RBC Cup with the Penticton Vees in 2011-12 • twin brother Ryan and younger brother Mike are also on the Gophers • sister, Shannon, played hockey at Ohio State from 2006-10 • son of Mike and Lisa Reilly • father, Mike, played college hockey at Colorado College from 1976-78 and at Minnesota from 1979-81 and was drafted by the Montreal Canadiens in 1977 • born Oct. 1, 1991.

Mike REILLY



5
D

defenseman | sophomore
height: 6-1 | weight: 182 | shoots: left

Chanassen, Minn.

Previous Team
High School
NHL

Penticton (BCHL)
Shattuck St. Mary's / Academy of Holy Angels
Columbus Blue Jackets Year: 2011 (Rd. 4, Pick 98)

2012-13 • FRESHMAN SEASON

Appeared in 36 games this season as a freshman for the Gophers • led all Minnesota rookies with 14 points (three goals, 11 assists) in 2012-13 • assisted on a pair of goals in his Gophers debut vs. Michigan State (10/12) • scored his first collegiate goal in a 5-1 triumph at Vermont (11/23) • played as a forward and scored a goal against the tigers of Colorado College (12/7). • his goal against Colorado College meant he took a three-game point streak into the holiday break • played in every game, as a freshman, prior to the holiday break for the Gophers • missed two games to compete with the U.S. National Junior team, winning gold at the 2013 IIHF World Junior Championships in Ufa, Russia • recorded the primary assist on Ben Marshall's game-winning goal against Alaska Anchorage to give the Gophers a 4-3 victory (1/11) • notched an assist on Nate Condon's third-period goal at St. Cloud State (2/9) • assisted on a first-period goal by Sam Warning in a 3-2 victory at Wisconsin (2/15) • scored a power-play goal in the first period against Minnesota Duluth to give the Gophers an early lead (2/23).

INTERNATIONAL

Helped the U.S. win gold at the the 2013 IIHF World Junior Championships in Ufa, Russia, tallying a goal and two assists in seven games at the tournament • participated in the 2012 USA Hockey National Junior Evaluation Camp • recorded one assist in five games for the third-place United States at the 2011 World Junior A Hockey Challenge in Langley, B.C., skating with fellow Gopher freshman A.J. Michaelson.

HIGH SCHOOL

Under head coach Fred Harbinson in 2011-12, helped the BCHL's Penticton Vees set a North American junior hockey record with a 42-game win streak en route to RBC Cup and Doyle Cup championships • was a teammate of brothers and current Gopher freshmen Connor and Ryan • led BCHL defensemen in goals (24), assists (59), and points (83) and won the BCHL Interior Conference Best Defenseman Award • selected to the BCHL All-Rookie Team and was a first-team All-Interior Conference selection • named Vees' Player of the Month in October • skated for Shattuck St. Mary's under head coach Tom Ward in 2010-11 • led Sabres defensemen in scoring with 43 points and helped guide the team to an Under-18 Tier I National Championship • played two seasons of prep hockey for the Academy of Holy Angels with both of his brothers under coach Greg Trebil • led team's defensemen in scoring and was an All-Missota Conference honoree in both years • drafted by the Columbus Blue Jackets in the 4th round (98th overall) of the 2011 NHL Entry Draft.

PERSONAL

Plans to major in business • earned the Silver Award for having a GPA of 3.3 or higher three times at Shattuck St. Mary's • hobbies include golfing, roller blading, and spending time on the lake • most memorable sports thrills were winning national championships with Shattuck St. Mary's in 2010-11 and the Penticton Vees in 2011-12 • older brothers Connor and Ryan (twins) are also on the Gophers • sister, Shannon, played hockey at Ohio State from 2006-10 • son of Mike and Lisa Reilly • father, Mike, played college hockey at Colorado College from 1976-78 and at Minnesota from 1979-81 and was drafted by the Montreal Canadiens in 1977 • born July 13, 1993.



MIKE REILLY | STATS

► **OVERALL**

Year	GP	G	A	TP	P-PIM	PP	GW	SH	HT
12-13	37	3	11	14	7-14	1	0	0	0
Total	37	3	11	14	7-14	1	0	0	0

MIKE REILLY | CAREER BESTS

Goals (Game)	1	3 times (2/23/12 vs. Minnesota-Duluth)
Assists (Game)	2	10/12/12 vs. Michigan State
Points (Game)	2	10/12/12 vs. Michigan State
Goal Streak	N/A	
Point Streak	3	12/11/12-12/8/12

First Career Goal	11/23/12 vs. Vermont
First Career Assist	10/12/12 vs. Michigan State

Ryan REILLY



9
F

forward | sophomore
height: 6-1 | weight: 182 | shoots: left

Chanhassen, Minn.

Previous Team
High School

Penticton (BCHL) / Sioux Falls (USHL)
Academy of Holy Angels

2012-13 • FRESHMAN SEASON

Appeared in eight games as a freshman for the Gophers • collected two points (a goal and an assist) • made his Gopher debut against Michigan State, assisting on a goal by Tom Serratore (10/13) • scored the first goal of his college career at the Mariucci Classic against Air Force (12/29).

INTERNATIONAL

A member of the U.S. Select 17 team.

JUNIORS/HIGH SCHOOL

Helped the BCHL's Penticton Vees set a North American junior hockey record with a 42-game win streak en route to RBC Cup and Doyle Cup championships under head coach Fred Harbinson in 2011-12 • was a teammate of brothers and current Gopher freshmen Connor (twins) and Mike • tallied 73 points (32 goals, 41 assists) in 60 games for the Vees • in 2010-11, skated for USHL's Sioux Falls Stampede under head coach and former Gopher Kevin Hartzell • was joined by brother Connor and current Minnesota players Christian Isackson and Kyle Rau (Rau joined the team after the high school season ended) • notched 14 points (five goals, nine

assists) in 42 games for the Stampede • tallied 56 total points (21 goals, 35 assists) for Holy Angels in 2009-10 • also golfed for Holy Angels.

PERSONAL

Plans to major in business • graduated from the Academy of Holy Angels in 2010 • hobbies include golfing and boating • most memorable sports thrill was winning the RBC Cup and the Canadian Junior A national championship with the Penticton Vees in 2011-12 • twin brother Connor and younger brother Mike are also on the Gophers • sister, Shannon, played hockey at Ohio State from 2006-10 • son of Mike and Lisa Reilly • father, Mike, played college hockey at Colorado College from 1976-78 and at Minnesota from 1979-81 and was drafted by the Montreal Canadiens in 1977 • born Oct. 1, 1991.

RYAN REILLY | STATS

► **OVERALL**

Year	GP	G	A	TP	P-PIM	PP	GW	SH	HT
12-13	8	1	1	2	0-0	0	0	0	0
Total	8	1	1	2	0-0	0	0	0	0

RYAN REILLY | CAREER BESTS

Goals (Game)	1	12/29/12 vs. Air Force
Assists (Game)	1	10/13/12 vs. Michigan State
Points (Game)	1	2 times (last: 12/29/12 vs. Air Force)
Goal Streak	N/A	
Point Streak	N/A	

First Career Goal	12/29/12 vs. Air Force
First Career Assist	10/13/12 vs. Michigan State

Tom SERRATORE



14
F

forward | senior
height: 6-0 | weight: 192 | shoots: left

Colorado Springs, Colo.

Previous Team
High School

Youngstown (USHL)
Pine Creek

2012-13 • JUNIOR SEASON

Skated in all 40 games for the Gophers • set new career marks in points (8) and goals (7) while also adding an assist in 2012-13 • collected his first goal of the season against Michigan State (10/13) • fired home the game-winning goal in the third period against the Badgers (11/17) • netted the first goal of the game at Vermont in a 3-1 victory over the Catamounts (11/24) • scored a goal for the third-straight weekend against Nebraska Omaha, it proved to be the game winner (12/1) • recorded the game-winning goal in his hometown of Colorado Springs, Colorado during a Gophers' 4-2 victory over the Tigers of Colorado College (12/7) • continued his hot streak with one of four Gopher goals against Colorado College (12/8) • picked up his only assist of the season on Nate Schmidt's goal against Minnesota State (1/25) • tallied his first goal of the second half of the season to give the Gophers a third-period lead against Minnesota Duluth (2/23) • had the rare distinction of playing against both his father, Frank (head coach of Air Force), and his uncle, Tom (head coach of Bemidji State), in the same season • All-WCHA Academic Team selection.

2011-12 • SOPHOMORE SEASON

Skated in 37 games and had three goals • made his season debut against Sacred Heart (10/7) and scored one goal • scored on a third-period breakaway against North Dakota (11/4) • picked up a third-period goal at St. Cloud State (11/18).

2010-11 • FRESHMAN SEASON

Played in 28 games and had four points (2g-2a) • team was 3-0-0 when he had a point • took only six minor penalties all season • had a streak of 15 games from Nov. 28-Feb. 19 where he was an even or plus player (was +8 during the streak) • made Minnesota debut against Massachusetts (10/8) • recorded his first-career point (an assist), scored his first collegiate goal and was +3 in his hometown of Colorado Springs as Minnesota won 9-4 at Colorado College (10/30) • took a team-high five shots (along with Mike Hoeffel) at Michigan Tech (11/20) • had one assist against No. 2 Minnesota-Duluth (12/10) • scored his first career game-winning goal against Alaska Anchorage (1/28).

INTERNATIONAL

Represented the United States on 2005 Under-17 team that captured the gold medal at the Five Nations Tournament in Huttwil, Switzerland and on the 2006 Under-18 team that took home the silver medal from the Ivan Hlinka Memorial Tournament in Breclav, Slovakia.

HIGH SCHOOL

Played for the Youngstown Phantoms during the team's inaugural

USHL season in 2009-10 • tied for the team lead in goals with 17 and was fourth on the team in points with 32 • selected to the 2010 USHL All-Star Game and recorded a goal for Team CCM/East • played two seasons with the Sioux City Musketeers, also of the USHL, totaling 13 points in 69 games • played for Colorado Thunderbirds Midget AAA team from 2003-06.

PERSONAL

Major is business and marketing education • hobbies include hiking, fishing, and listening to music • lists winning gold medal at 2005 Under-17 Five Nations Tournament and silver medal at 2006 Ivan Hlinka Memorial Tournament in Slovakia as most memorable sports thrills • cousin, Robb Stauber, played for Minnesota from 1986-89 and became first goaltender to win the Hobey Baker Award • father, Frank, is the current head coach at Air Force Academy and played goaltender for Bemidji State and Western Michigan in college • uncle, Tom, is the current head coach at Bemidji State and played for the Beavers, as well as at Mankato State during his college years • son of Frank and Carol Serratore • born July 16, 1989.

TOM SERRATORE | STATS

► OVERALL

Year	GP	G	A	TP	P-PIM	PP	GW	SH	HT
10-11	28	2	2	4	6-12	0	1	0	0
11-12	37	3	0	3	12-24	0	0	0	0
12-13	40	7	1	8	10-20	0	3	0	0
Total	105	12	3	15	28-56	0	4	0	0

TOM SERRATORE | CAREER BESTS

Goals (Game)	1	12 times (last: 2/23/12 vs. UMD)
Assists (Game)	1	3 times (last: 1/25/13 vs. Minnesota State)
Points (Game)	2	10/30/10 at Colorado College
Goal Streak	3	12/1/12-12/8/12
Point Streak	3	12/1/12-12/8/12

First Career Goal	10/30/10 at Colorado College
First Career Assist	10/30/10 at Colorado College

Michael SHIBROWSKI



1
G

goalie | senior
height: 6-1 | weight: 199 | catches: left

Andover, Minn.

Previous Team
High School

Colorado College / Des Moines (USHL)
Benilde-St. Margaret's

2012-13 • JUNIOR SEASON

Made three appearances with two starts this season as a junior for the Gophers • collected a 1-1-0 record in 2012-13 with a .881 save percentage and a 3.18 GAA • hampered by an injury early in the season • made his first career start as a Gopher against Michigan State (10/12), making 25 saves and earning the victory • appeared in an exhibition game against the U.S. Under-18 National Team, making 29 saves (10/26) • All-WCHA Academic Team honoree.

2011-12 • SOPHOMORE SEASON

Made his Gopher debut and saw his only action of the season against Wisconsin (3/2) • did not allow a goal as he stopped all five shots he faced in the third period • was his first appearance in an NCAA game since Feb. 6, 2010, when he stopped 31 shots for Colorado College in a 5-3 win against Mercyhurst.

2009-10 • FRESHMAN SEASON

Joined Colorado College on 12/26 after playing in 25 games for the Owatonna Express of the NAHL • appeared in two games for the Tigers • stopped three of four shots in collegiate debut against St. Cloud on 1/30, playing 15:05 in relief of Joe Howe • won first college start on 2/6, stopping 31 of 34 shot in a 5-3 win over Mercyhurst.

HIGH SCHOOL

In 2010-11, appeared in 45 games for the Des Moines Buccaneers of the USHL under head coach Regg Simon • compiled a 21-16-5 record with a 2.59 goals against average and a .912 save percentage • two-time Reebok USHL Goalie of the Week (10/11 and 1/17) • was named team's MVP and also took home the Fan Favorite Award and the Bob McCorkle Award for sportsmanship and dedication • played for the NAHL's Owatonna Express before joining Colorado College midway through 2009-10 • compiled a 14-5-4 record for the Express and earned Sherwood/NAHL Goalie of the Week honors for the week of 10/19 • helped Russell Stover to an appearance in the 2009 USA Hockey U18 national championship • played his prep hockey at Benilde-St. Margaret's under head coaches Ken Pauly and Larry Hendrickson • earned varsity letters in hockey and lacrosse for the Red Knights and

was co-captain of the hockey team for one season • won team's Most Improved Player Award in 2005-06 • helped the Red Knights capture the Section GAA title and finish third at the state tournament in 2007-08, earning Associated Press Honorable Mention All-State accolades and BSM's Vic St. Martin Coaches Award • finished his time at Benilde-St. Margaret's ranked in top ten all-time in every goaltending category for the school, including GAA (first at 1.99) and save percentage (second at .899).

PERSONAL

Major is business and marketing education • four-year honor student in high school • favorite hobbies include hunting, fishing, and camping • most memorable sports thrill was winning third place in the Minnesota High School State tournament • son of Gary and Kathy Shibrowski • born November 15, 1990.



MICHAEL SHIBROWSKI | STATS

► OVERALL

Year	GP	GS	W-L-T	MIN	GA	GAA	SV	SV%	SO
11-12	1	0	0-0-0	20:00	0	0.00	5	1.000	0
12-13	3	2	1-1-0	94:15	5	3.18	37	.881	0
Total	4	2	1-1-0	114:15	5	2.63	42	.894	0

MICHAEL SHIBROWSKI | CAREER BESTS

Goals Allowed (Fewest - Game)	0	2 times (last: 1/12/13 vs. Alaska Anchorage)
Saves (Game)	25	10/12/12 vs. Michigan State
Save Percentage (Game)	1.000	2 times (last: 1/12/13 vs. Alaska Anchorage)
First Career Win	1/12/13 vs. Alaska Anchorage	

Brady SKJEI



2
D

defenseman | sophomore
height: 6-3 | weight: 206 | shoots: left

Lakeville, Minn.

Previous Team
High School
NHL

U.S. National Development Team (USHL)
Lakeville North
New York Rangers
Year: 2012 (Rd. 1, Pick 28)

2012-13 • FRESHMAN SEASON

Skated in 36 games for the Gophers as a freshman • collected three points with a goal and two assists in 2012-13 • owned a +11 rating for the season • made his collegiate debut partnering on defense with Nate Schmidt against Michigan State (10/12) • recorded the first two points of his Gopher career with a goal and an assist against Michigan State (10/13) • assisted on a Nate Schmidt's goal in the third period to give the Gophers a cushion in a win over St. Cloud State (2/8).

INTERNATIONAL

Participated in the 2012 USA Hockey National Junior Evaluation Camp • had a tournament-high plus-10 rating and added an assist in six games for gold medal-winning Team USA at the 2012 Under-18 Men's World Championship in Breclav, Brno and Znojmo, Czech Republic • had a goal and two assists in four games at the 2012 Under-18 Five Nations Tournament in Pori, Finland for third-place United States • helped U.S. Under-17 Team win the 2011 Vlad Dzurilla Under-18 Tournament title in Piestany, Slovakia • notched one goal and three assists at the 2011 World Under-17 Hockey Challenge in Portage La Prairie and Winnipeg, Man. for second-place United States • had two goals and three assists for first-place Team USA at the 2010 Under-17 Four Nations Cup in Woodridge, Ill.

JUNIORS/HIGH SCHOOL

Two-year member of the U.S. National Development Team in Ann Arbor, Mich. under Danton Cole • skated for Randy Schmitz for two seasons at Lakeville North • helped lead Panthers to a Section 1AA championship in 2009-10 and was named team's MVP

• two-time All-Lake Conference honoree • named Lakeville North's Rookie of the Year in 2008-09 • also played quarterback for the Panthers' football team • selected with the 28th overall pick in the 2012 NHL Entry Draft by the New York Rangers.

PERSONAL

Plans to study business • honor roll student that graduated from Pioneer (Ann Arbor, Mich.) with honors • hobbies include golfing, playing football, and going to his cabin • most memorable sports thrill was winning the 2012 Under-18 World Championship • grandfather Stan Skjei and relative Brett Sadek played football for Minnesota • son of Scott and Michele Skjei • born March 26, 1994.



BRADY SKJEI | STATS

► **OVERALL**

Year	GP	G	A	TP	P-PIM	PP	GW	SH	HT
12-13	36	1	2	3	7-14	1	0	0	0
Total	36	1	2	3	7-14	1	0	0	0

BRADY SKJEI | CAREER BESTS

Goals (Game)	1	10/13/12 vs. Michigan State
Assists (Game)	1	2 times (last: 2/8/13 vs. St. Cloud State)
Points (Game)	2	10/13/12 vs. Michigan State
Goal Streak	N/A	
Point Streak	N/A	

First Career Goal	10/13/12 vs. Michigan State
First Career Assist	10/13/12 vs. Michigan State

Sam WARNING



11
F

forward | junior
height: 5-9 | weight: 180 | shoots: left

Chesterfield, Mo.

Previous Team
High School

Cedar Rapids (USHL)
Christian Brothers College High

2012-13 • SOPHOMORE SEASON

Made 29 appearances as a sophomore after being hampered by injuries twice in 2012-13 • collected career highs in points (23), goals (8) and assists (15) as a sophomore • owned a +10 rating this season with one power-play goal, one game-winning goal and one shorthanded goal • assisted on a goal each night of the team's opening series against Michigan State (10/12-13) • returned to the lineup after missing nine games with an undisclosed injury, he assisted on a Zach Budish goal in the first period against Nebraska Omaha (11/30) • scored the first two goals of the game in a Minnesota 4-2 win at Colorado College (12/7) • collected a short-handed goal and added an assist to capped off the Gophers' journey to a Mariucci Classic title against Boston College (12/30) • recorded multiple points for the second-straight game with a goal and an assist against Notre Dame (1/8) • set a new career high in assists with three against Alaska Anchorage. The three points also tied his career-high in points (1/12) • grabbed the primary assist on a Zach Budish goal with a great rush down the wing and centering pass against North Dakota (1/18) • netted his fifth goal of the season in the second period against North Dakota (1/19) • compiled a goal and an assist in a 5-3 victory over Minnesota Duluth (2/22) • assisted on Mike Reilly's power-play goal against Minnesota Duluth (2/23) • scored the first goal of the game in a 3-2 victory at Wisconsin (2/15) • electrified the crowd with his speed and effort while tallying a goal and an assist against Denver (3/2) • All-WCHA Academic Team honoree.

2011-12 • FRESHMAN SEASON

Played in 39 games and had 16 points (6g-10a) • team was 8-2-0 when he recorded a point • second among team freshmen in points • made his collegiate debut against Sacred Heart (10/7) and scored his first goal as a Gopher • had three points (1g-2a) versus Sacred Heart (10/8) • scored against Vermont (10/21) • had his second two-assist game of the season against Niagara (12/30) • scored the game-winning goal at St. Cloud State (1/28) with 1:19 left in regulation, snapping a 19-game drought without a goal • tallied a goal at Nebraska- Omaha (2/24) • had one goal and one assist against Alaska Anchorage (3/10) in Game 2 of the first round of the WCHA playoffs • had one assist against Boston College in the NCAA Frozen Four (4/5).

INTERNATIONAL

Helped the U.S. Junior Select Team capture the 2010 World Junior A Challenge title in Penticton, B.C. • recorded two goals and two assists • played on the U.S. Under-18 Select Team at the 2009 Ivan Hlinka Memorial in Piestany, Slovakia • shared the team lead in scoring with Gopher teammate Christian Isackson by putting up two goals and two assists in three games.

HIGH SCHOOL

Played two seasons with the Cedar Rapids RoughRiders under head coach Mark Carlson • was Cedar Rapids' fourth-leading scorer with 43 points in 2010-11, helping team win its first-ever outright Anderson Cup • scored RoughRiders' only goal in regulation and scored the Anderson Cup-clinching shootout goal against Dubuque on 4/8/11 • played high school hockey for Christian Brothers College High School (Mo.) under head coach John Jost • helped lead the team to a 33-0-1 record and a state championship in 2008-09 • also played for the St. Louis Selects Midget AAA team.

PERSONAL

Major is undeclared • lists golf and ping pong as hobbies • most memorable sports thrill was winning the USHL's Anderson Cup with the Cedar Rapids RoughRiders • son of Joan Humes and David Warning • born September 29, 1992.



SAM WARNING | STATS

► OVERALL

Year	GP	G	A	TP	P-PIM	PP	GW	SH	HT
11-12	39	6	10	16	8-16	0	2	0	0
12-13	29	8	15	23	3-6	1	1	1	0
Total	68	14	25	39	11-22	1	3	1	0

SAM WARNING | STATS

Goals (Game)	2	12/7/12 vs. Colorado College
Assists (Game)	3	1/12/13 vs. Alaska Anchorage
Points (Game)	3	2 times (last: 1/12/13 vs. UAA)
Goal Streak	2	2 times (last: 12/30/12-1/8/13)
Point Streak	7	12/29/13-1/19/13

First Career Goal	10/7/11 vs. Sacred Heart
First Career Assist	10/8/11 vs. Sacred Heart

Adam WILCOX



32
G

goalie | sophomore
height: 6-1 | weight: 185 | catches: left

South St. Paul, Minn.

Previous Team
High School
NHL

Tri-City (USHL) / Green Bay (USHL)
South St. Paul
Tampa Bay Lightning

Year: 2011 (Rd. 6, Pick 178)

2012-13 • FRESHMAN SEASON

All-WCHA Third Team honoree • appeared in 39 games with 38 starts as a freshman including 37-straight games to end the season • collected a 25-8-5 record to tie Kellen Briggs for the Minnesota rookie wins record • also boasted a 1.88 GAA - setting a new Minnesota single-season record • owns a .921 save percentage with three shutouts this season • made his Gophers' debut and collected his first win allowing just one goal against Michigan State (10/13) • collected his first road victory as a Gopher with 16 saves at Michigan Tech (10/19) • made 20 saves to recorded his first career shutout against Canisius (10/28) • collected the first point of his college career by assisting on a Nick Bjjugstad goal. He began the breakout (10/23) • made 48 saves on 50 shots over a weekend set, backstopping the Gophers to a road • recorded his first road and conference shutout in his third career start on the road. He made 14 saves versus Anchorage (11/9) • was named the Red Baron WCHA Rookie of the Week on November 13th for his work in Anchorage (11/9-10) • was tabbed as the national Rookie of the Month for November. He compiled a record of 5-2-2 during the month and posted a 1.75 goals against average to go with a .925 save percentage. • notched his third career shutout at the Mariucci Classic vs. Air Force, making 18 saves (12/29) • grabbed an assist on a shorthanded goal by Sam Warning against Boston College in the Mariucci Classic title game (12/30) • named MVP of the Mariucci Classic, stopping 50 of 51 shots over the two-game tournament (12/29-30) • awarded WCHA Rookie of the Week honors on January 3rd based of being named the MVP of the Mariucci Classic the previous weekend. • recorded the victory in his first taste of the North Dakota rivalry by making 24 saves (1/18) • gave up only one goal and made 26 saves to lead Minnesota to a victory at Minnesota State (1/26) • made a total of 33 saves and allowed only one goal against Denver (3/1) • registered 31 saves, including



multiple on breakaways, to backstop the Gophers to a 5-1 victory over Denver (3/2) • allowed only one goal on 24 shots in a 5-1 victory over Bemidji State to close out the regular season (3/9).

INTERNATIONAL

Participated in the 2008 USA Hockey Select 16 Player Development Camp and the 2009 Select 17 Camp.

ADAM WILCOX | STATS

► **OVERALL**

Year	GP	GS	W-L-T	MIN	GA	GAA	SV	SV%	SO
12-13	39	38	25-8-5	2331:00	73	1.88	855	.921	3
Total	39	38	25-8-5	2331:00	73	1.88	855	.921	3

ADAM WILCOX | CAREER BESTS

Goals Allowed (Fewest - Game)	0	3 times (last: 12/29/12 vs. Air Force)
Saves (Game)	35	2/23/13 vs. Minnesota-Duluth
Save Percentage (Game)	1.000	3 times (last: 12/29/12 vs. Air Force)

First Career Win	10/13/12 vs. Michigan State
First Career Shutout	10/28/12 vs. Canisius

JUNIORS/HIGH SCHOOL

Was traded from Green Bay of the USHL to Tri-City in 2011-12 • was the Reebok USHL Goaltender of the Week two times for the Storm under head coach Josh Hauge • was named Tri-City's Fan Favorite Defenseman and Most Valuable Player of the Season • appeared in 26 games for Anderson Cup and Clark Cup champion Green Bay in 2010-11, coached by Derek Lalonde • played three seasons of prep



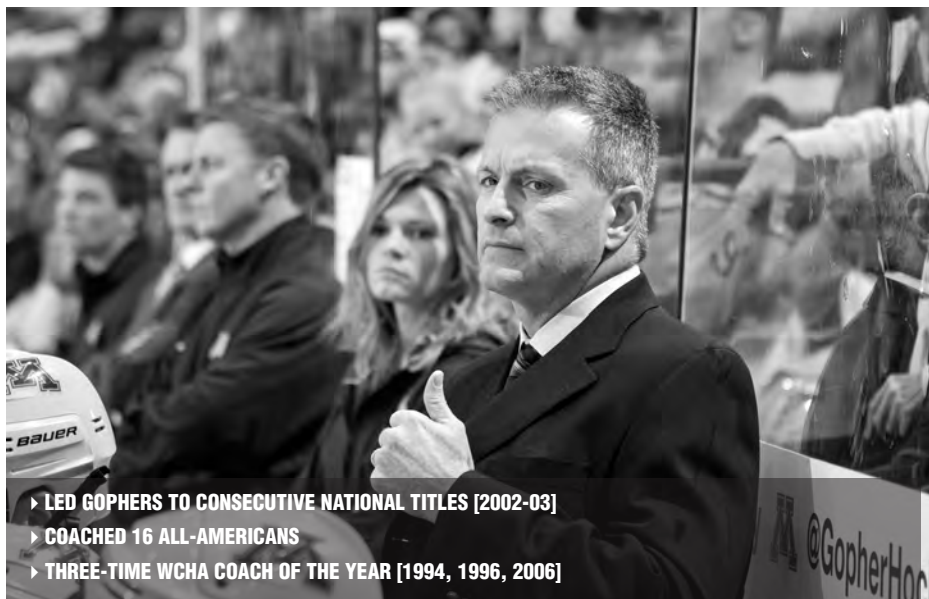
hockey at South St. Paul under head coach Jeff Lagoo • earned All-Minnesota honorable mention honors and All-Classic Suburban conference honors twice each • also served as an all-conference and all-state quarterback for the Packers' football team • won the Tom Nace Football Award at South St. Paul.

was playing in the USHL Finals • cousin, Alex Stalock, played goaltender for Minnesota-Duluth from 2007-10 and is currently in the San Jose Sharks organization • cousins Nick Stalock and Nick Klaren skated at Division III St. Olaf and Wisconsin-Stout, respectively • son of John and Christy Wilcox • born Nov. 26, 1992.

PERSONAL

Plans to major in business management or economics • received the Gold Honor Roll and Scholar-Athlete awards three times in high school • interests outside of hockey include Rubik's cubes, cabins, golfing, and playing video games • most memorable sports thrill

HEAD COACH DON LUCIA



- ▶ LED GOPHERS TO CONSECUTIVE NATIONAL TITLES [2002-03]
- ▶ COACHED 16 ALL-AMERICANS
- ▶ THREE-TIME WCHA COACH OF THE YEAR [1994, 1996, 2006]

HEAD COACH Don **LUCIA**

15th Season

Now in his 15th season at the helm of the Minnesota men's hockey program, Don Lucia leads the Gophers into new territory in 2013-14 as the program prepares to compete in the new Big Ten Conference.

In 26 seasons as a collegiate head coach, Lucia has compiled a 623-337-88 (.636) record including an exceptional 344-182-59 (.638) mark during his 14 seasons.

During his tenure at Minnesota, Lucia, 55, has helped his teams raise nine banners to the rafters of Mariucci Arena, including back-to-back NCAA championships in 2001-02 and 2002-03. His squads have also captured four WCHA titles and three WCHA Final Five crowns. In addition, Lucia has led the Gophers to nine 25-win seasons and eight top-three finishes in the WCHA. He is a three-time WCHA Coach of the Year, winning the award in 1993-94, 1995-96 and 2005-06.

Joining the legendary Herb Brooks, Lucia became only the second head coach in Gopher history to lead his team to increasing win totals in each of his first three seasons. After Minnesota finished



20-19-2 in his first year, the Gophers went 27-13-2 in 2000-01 and reached the NCAA Tournament for the first time since 1998. His third campaign saw the team finish 32-8-4 and win its first NCAA Championship in 23 years with a dramatic 4-3 overtime win vs. Maine at Xcel Energy Center in St. Paul.

In 2002-03, the Gophers took home their fifth national title, posting a 28-8-9 record en route to beating New Hampshire 5-1 in Buffalo, N.Y. in the title game. With that NCAA crown, Lucia became one of just four coaches in NCAA history to lead his team to back-to-back national titles. The 2002-03 squad also captured the Gophers' first WCHA Final Five championship since 1995-96 while finishing the season with an eight-game winning streak and 12-game unbeaten streak.

In fact, Lucia has done some of his best coaching late in the season, owning



a 68-36-2 combined record during the months of March and April. He has 19 NCAA tournament coaching victories and has led his teams to 15 career appearances in the event. Five of those appearances came while coaching at Colorado College as Lucia joins current Boston College coach Jerry York as the only coaches to lead two different schools to at least five NCAA tournament appearances. He is one of just six coaches in NCAA history to lead two different schools to the Frozen Four.

Lucia led his teams to at least 27 wins in each of the next four seasons, capturing a second straight WCHA Final Five title in 2003-04 and reaching the NCAA Frozen Four in 2004-05. His 2005-06 and 2006-07 squads both won WCHA regular season titles and earned top seeds in the NCAA tournament. The 2006-07 team had a school-record 22-game unbeaten streak after a season-opening loss and finished 31-10-3 overall.

One of Lucia's best in-season coaching performances may have come in 2007-08 when the team finished 19-17-9 and placed seventh in the WCHA, but had a strong finish with three-straight overtime wins to reach the WCHA Final Five championship game and earn an eighth-straight berth to the NCAA tournament, which was the second-longest streak in Minnesota history.

In 2008-09, the Gophers were ranked No. 1 in the country for two weeks in November before Lucia was diagnosed with sarcoidosis midway through the season, causing him to miss four games as the team finished 17-13-7 overall and fifth place in the WCHA regular season.

The struggles carried over into 2009-10 when Lucia endured just his second losing season as a head coach and first since

LUCIA AT A GLANCE

Born August 20, 1958
High School Grand Rapids High School (Minn.)
Education B.S., University of Notre Dame, 1981

Coaching Experience

Alaska Fairbanks: assistant coach, 1981-85
 Alaska Anchorage: assistant coach, 1985-87
 Alaska Fairbanks: head coach, 1987-93
 Colorado College: head coach, 1993-99
 Minnesota: head coach, 1999-present

Coaching Highlights

- Coached Minnesota to back-to-back NCAA Championships in 2002 and 2003
- One of only four coaches in NCAA history to lead a team to back-to-back titles
- Spencer Penrose National Coach of the Year in 1994
- Has led Minnesota to four Frozen Fours
- Three-time WCHA Coach of the Year (1994, 1996, 2006)
- Coached 2002 Hobey Baker Award winner, Jordan Leopold
- Coached his teams to seven MacNaughton Cups and three Broadmoor Trophies

Has Coached

- 16 first team All-Americans
- 8 Hobey Baker Award finalists
- 57 All-WCHA team members
- 147 WCHA All-Academic team members

Coaching Record

- 623-337-88 (.636) overall (*through 26 seasons*)
- 113-87-11 (.562) at Alaska Fairbanks (*six seasons*)
- 166-68-18 (.694) at Colorado College (*six seasons*)
- 344-182-59 (.638) at Minnesota (*14 seasons*)

Family

Wife: Joyce
 Children: Alison, Jessica, Anthony, Mario



1989-90 when the Gophers finished 18-19-2. However, in typical Lucia fashion, the squad played its best hockey at the end of the season with wins in four of its last six regular season games and a hard-fought three-game series loss at eventual WCHA Final Five champion North Dakota in the league playoffs.

Lucia, who received a clean bill of health from his doctors in July 2010, guided the Gophers to a 16-14-6 record during the 2010-11 season. The young squad finished the regular season with a 5-0-2 record in its last seven games before falling to Alaska Anchorage in the league playoffs.

After missing the NCAA tournament for three-straight seasons, Lucia led the Gophers to a resurgent season in 2011-12. Minnesota, which went 28-14-1 and led the nation with 155 goals, won the MacNaughton Cup with a 20-8-0 record in WCHA play. The Gophers, who ascended to No. 1 in the country during the season, won the NCAA West Regional with victories against Boston University and rival North Dakota at Xcel Energy Center to advance

HEAD COACH DON LUCIA

to the program's 20th NCAA Frozen Four. During the season, Lucia earned his 300th win as head coach of Minnesota (4-1 win at Wisconsin on Nov. 12, 2011) and he also coached in his 1,000th collegiate game (3-2 win at Nebraska Omaha on Feb. 25, 2012).

The 2012-13 season saw a continuation of that success as Minnesota earned a share of its second-straight MacNaughton Cup and the program's fourth in the last eight years. With a 26-9-5 overall record, including a perfect 8-0-0 record in regular season nonconference play, the Gophers led the nation in scoring offense and power play (additionally, the Gophers led the WCHA in scoring defense and penalty kill). The 2012-13 season also saw Lucia become just the 10th coach to earn 600 career wins with Lucia doing so in a 3-2 win at Michigan Tech on Oct. 20, 2012.

Lucia has coached 16 first-team All-Americans, including 2001-02 Hobey Baker Award winner, Jordan Leopold and, most recently, 2008-09 selection Ryan Stoa. He also has coached 57 all-WCHA players, 21 all-WCHA defensemen, eight Hobey Baker Award finalists, six WCHA Defensive Players of the Year and three WCHA Rookies of the Year. Leopold's Hobey Baker Award was the fourth in Minnesota history.

Lucia has helped many Gophers move on to the next level as well. During his 14-year tenure, 69 of his players have been drafted by NHL franchises including 14 first round selections. Erik Johnson was taken first overall in the 2006 draft by the St. Louis Blues while Thomas Vanek (2003), Blake Wheeler (2004) and Phil Kessel (2006) were all taken with the fifth overall choice.

Fourteen of Lucia's players saw action in the NHL in 2012-13 including Nick Leddy, who helped the Chicago Blackhawks win the Stanley Cup.

AWARD WINNERS UNDER LUCIA

Award	Player	Year
WCHA Defensive Player of the Year	Shawn Reid, D (CC)	1993-94
WCHA Defensive Player of the Year	Eric Rud, D (CC)	1995-96
WCHA Rookie of the Year	Brian Swanson, F (CC)	1995-96
WCHA Defensive Player of the Year	Eric Rud, D (CC)	1996-97
WCHA Student-Athlete of the Year	Scott Swanson, D (CC)	1998-99
WCHA Defensive Player of the Year	Jordan Leopold, D	2000-01
WCHA Defensive Player of the Year	Jordan Leopold, D	2001-02
Hobey Baker Award	Jordan Leopold, D	2001-02
WCHA Rookie of the Year	Thomas Vanek, F	2002-03
WCHA Rookie of the Year	Phil Kessel, F	2005-06
WCHA Defensive Player of the Year	Alex Goligoski, D	2006-07
WCHA Leading Scorer	Ryan Stoa, F	2008-09
WCHA Rookie of the Year	Jordan Schroeder, F	2008-09
WCHA Goaltending Champion	Kent Patterson, G	2011-12

LUCIA'S RECORD

YEAR	SCHOOL	OVERALL RECORD	CONF. RECORD	NCAA	NOTES
1987-88	Alaska Fairbanks	23-10-2			Great West Conference Champions
1988-89	Alaska Fairbanks	23-12-3			
1989-90	Alaska Fairbanks	10-20-0			
1990-91	Alaska Fairbanks	17-16-2			
1991-92	Alaska Fairbanks	17-17-2			
1992-93	Alaska Fairbanks	23-12-2			
1993-94	Colorado College	23-11-5	18-9-5 (1st)		WCHA Champions
1994-95	Colorado College	30-12-1	22-9-1 (1st)	0-1 (Quarterfinal)	WCHA Champions
1995-96	Colorado College	33-5-4	26-2-4 (1st)	2-1 (Runner-up)	WCHA Champions/NCAA Runner-up
1996-97	Colorado College	25-15-4	17-11-4 (T-4th)	2-1 (Frozen Four)	NCAA Frozen Four
1997-98	Colorado College	26-13-3	16-10-2 (3rd)	1-1 (Quarterfinal)	NCAA Tournament
1998-99	Colorado College	29-12-1	20-8-0 (2nd)	1-1 (Quarterfinal)	NCAA Tournament
1999-00	Minnesota	20-19-2	13-13-2 (6th)		
2000-01	Minnesota	27-13-2	18-8-2 (3rd)	0-1 (First Round)	NCAA Tournament
2001-02	Minnesota	32-8-4	18-7-3 (3rd)	3-0 (Champions)	NCAA Champions
2002-03	Minnesota	28-8-9	15-6-7 (T-2nd)	4-0 (Champions)	WCHA Playoff Champions/NCAA Champions
2003-04	Minnesota	27-14-3	15-12-1 (T-4th)	1-1 (Regional Final)	WCHA Playoff Champions/NCAA Regional Final
2004-05	Minnesota	28-15-1	17-10-1 (T-3rd)	2-1 (Frozen Four)	NCAA Frozen Four
2005-06	Minnesota	27-9-5	20-5-3 (1st)	0-1 (First Round)	WCHA Champions/NCAA Tournament
2006-07	Minnesota	31-10-3	18-7-3 (1st)	1-1 (Regional Final)	WCHA Playoff Champions/NCAA Regional Final
2007-08	Minnesota	19-17-9	9-12-7 (7th)	0-1 (First Round)	NCAA Tournament
2008-09	Minnesota	17-13-7	12-11-5 (5th)		
2009-10	Minnesota	18-19-2	12-14-2 (7th)		
2010-11	Minnesota	16-14-6	13-10-5 (5th)		
2011-12	Minnesota	28-14-1	20-8-0 (1st)	2-1 (Frozen Four)	WCHA Champions/NCAA Frozen Four
2012-13	Minnesota	26-9-5	16-7-5 (T-1st)	0-1 (First Round)	WCHA Champions/NCAA Tournament
TOTALS		623-337-88 (.636)	317-165-57 (.641)	19-13	

HEAD COACH DON LUCIA



Two of Lucia's former players, Johnson and Kessel, were members of the 2010 Team USA squad that won the silver medal at the Winter Olympics in Vancouver. Paul Martin would have been a third Gopher on Team USA, but missed the Olympics because of an injury.

Lucia has maintained Minnesota's tradition of building a roster built primarily around Minnesota natives, however, he has also brought in several top-notch players from other states and countries to keep the Gophers among the nation's elite programs. He has been successful in attracting some of the nation's top players who have participated in the U.S. National Development Team program, drawing 20 players from the Ann Arbor, Mich. squad since taking over the Gophers' program.

Prior to his arrival at Minnesota, Lucia led Colorado College, to a 166-68-18 (.694) record in six seasons. Tied with former Wisconsin head coach Jeff Sauer as the second-winningest coach in Colorado College history, Lucia guided the Tigers to a record of 23-11-5 record and the WCHA regular-season title in his first season in 1993-94. Colorado College had struggled to an 8-28 record the previous season and had not experienced a winning season in the previous 13 campaigns. The league title was Colorado College's first in 37 years.

Lucia, who guided Colorado College to an unprecedented three-straight outright regular-season league titles in his first three years behind the bench, helped the Tigers appear in the 1996 championship game and 1997 NCAA Frozen Four semifinals. Lucia was honored at the conclusion of the 1993-94 season as the 44th recipient of the Spencer Penrose Award as National Coach of the Year by the American Hockey Coaches Association.

Prior to his stint at Colorado College, Lucia spent six years as head coach at the University of Alaska Fairbanks where he posted four winning seasons and an overall record of 113-87-10. In his first year as head coach in 1987-88, the Nanooks claimed the final championship of the now-defunct Great West Hockey Conference, and Lucia was named the league's Coach of the Year.

FIRST TEAM ALL-AMERICANS UNDER LUCIA

Player (College)	Pos.	Year
Shawn Reid (CC)	D	1993-94
Jay McNeill (CC)	F	1994-95
Kent Fearnas (CC)	D	1994-95
Ryan Bach (CC)	G	1994-95 1995-96
Peter Geronazzo (CC)	F	1995-96
Calvin Elfring (CC)	D	1997-98
Brian Swanson (CC)	C	1998-99
Scott Swanson (CC)	D	1998-99
Jordan Leopold (MN)	D	2000-01 2001-02
John Pohl (MN)	C	2001-02
Keith Ballard (MN)	D	2003-04
Ryan Potulny (MN)	C	2005-06
Alex Goligoski (MN)	D	2006-07
Ryan Stoa (MN)	F	2008-09

Lucia has been a collegiate coach for 32 seasons overall, spending six years as an assistant following his graduation from the University of Notre Dame in 1981. He began his career as an assistant at Alaska Fairbanks (1981-85) before moving to the University of Alaska Anchorage for two seasons (1985-87). He lettered three times as a defenseman at Notre Dame, where he served as assistant team captain his senior year.

Lucia has also been active with USA Hockey, having served as head coach of the national-16 team that competed in Finland in August 1996. In the summer of 1995, he was coach of Team West at the United States Olympic Festival in Denver. Lucia served as the president of the American Hockey Coaches Association in 1999.

LUCIA AT MINNESOTA

2012-13

- Record: 26-9-5 (16-7-5 WCHA)
- Co-WCHA Championship
- NCAA tournament appearance
- Led the nation in scoring offense and power play
- Earned 600th career win.

2011-12

- Record: 28-14-1 (20-8-0 WCHA)
- WCHA Championship
- NCAA Frozen Four appearance
- Four 40-point scorers, seven 30-point scorers
- Kent Patterson: WCHA Goaltending Champion

2010-11

- Record: 16-14-6 (13-10-5 WCHA)

2009-10

- Record: 18-19-2 (12-14-2 WCHA)

2008-09

- Record: 17-13-7 (12-11-5 WCHA)
- Ryan Stoa: First Team All-American

2007-08

- Record: 19-17-9 (9-12-7 WCHA)
- WCHA Final Five Runner-up
- NCAA Tournament appearance

2006-07

- Record: 31-10-3 (18-7-3 WCHA)
- WCHA Championship
- NCAA Tournament No. 1 seed
- Alex Goligoski: First Team All-American
- WCHA Final Five Champions

2005-06

- Record: 27-9-5 (20-5-3 WCHA)
- WCHA Championship
- NCAA Tournament No. 1 seed
- Ryan Potulny: Hobey Baker Award Finalist/First Team All-American/nation's leading scorer
- Phil Kessel: WCHA Rookie of the Year/nation's leading rookie scorer
- WCHA Co-Coach of the Year

2004-05

- Record: 28-15-1 (17-10-1 WCHA)
- NCAA Frozen Four appearance
- Three 40-point scorers
- NCAA Tournament No. 1 seed

2003-04

- Record: 27-14-3 (15-12-1 WCHA)
- WCHA Final Five Champions
- NCAA Tournament No. 1 seed
- Keith Ballard: Hobey Baker Award Finalist/First Team All-American

2002-03

- Record: 28-8-9 (15-6-7 WCHA)
- NCAA Champions
- NCAA Tournament No. 1 seed
- Thomas Vanek: nation's leading rookie scorer
- WCHA Final Five Champions

2001-02

- Record: 32-8-4 (18-7-3 WCHA)
- NCAA Champions
- Jordan Leopold: Hobey Baker Award winner/First Team All-American/WCHA Defensive Player of the Year/nation's leading defenseman scorer
- John Pohl: First Team All-American/nation's leading scorer

2000-01

- Record: 27-13-2 (18-8-2 WCHA)
- NCAA Tournament appearance
- Jordan Leopold: First Team All-American/WCHA Defensive Player of the Year

1999-2000

- Record: 20-19-2 (13-13-2 WCHA)
- First season at Minnesota



As a prep athlete, Lucia helped Grand Rapids High School claim two Minnesota State High School Hockey Championships (1975 and 1976) as well as a pair of third-place finishes (1974 and 1977). He earned all-state recognition as a linebacker in football and as a defenseman in hockey his senior year. He also served as captain of the hockey team during his final prep campaign. He later was drafted by the Philadelphia Flyers of the National Hockey League.

Lucia and his wife, Joyce, are the parents of two daughters, Alison and Jessica, as well as two sons, former Gopher Tony and Mario. Lucia also became a grandfather in the summer of 2011. The Lucia family makes its home in Plymouth, Minn.

HEAD COACH DON LUCIA

Air Force	19-3-2	Colorado College	26-19-1	(With Minnesota)	6-4-5	Quinnipiac	1-0-0
Home	6-0-1	Home	12-7-1	Michigan Tech	48-12-9	Home	1-0-0
Away	12-3-1	Away	12-9-1	Home	25-7-3	(With Minnesota)	1-0-0
Neutral	1-0-0	Neutral	3-3-0	Away	23-4-6	Rensselaer	1-0-0
(With Minnesota)	2-0-1	(With Minnesota)	23-17-2	Neutral	0-1-0	Neutral	1-0-0
Alabama-Huntsville	17-4-1	Denver	32-37-5	(With Minnesota)	31-7-4	(With Minnesota)	1-0-0
Home	11-2-0	Home	23-12-3	Minnesota	17-7-2	RIT	2-1-0
Away	6-2-1	Away	6-21-2	Home	8-2-2	Home	2-0-0
(With Minnesota)	3-0-0	Neutral	3-4-0	Away	7-4-0	(With Minnesota)	0-1-0
Alaska Anchorage	70-33-12	(With Minnesota)	15-23-3	Neutral	2-1-0	Sacred Heart	4-0-0
Home	41-16-5	Ferris State	5-2-1	Minnesota Duluth	35-22-6	Home	2-0-0
Away	29-17-7	Home	5-0-1	Home	21-8-3	(With Minnesota)	2-0-0
(With Minnesota)	30-9-6	Away	0-2-0	Away	13-12-3	St. Cloud State	43-30-8
Alaska Fairbanks	2-1-1	(With Minnesota)	3-0-1	Neutral	1-2-0	Home	20-13-3
Home	0-1-1	Guelph	1-0-1	(With Minnesota)	25-15-6	Away	19-13-5
Away	2-0-0	Away	1-0-1	Minnesota State	37-10-4	Neutral	4-4-0
Alaska Gold Kings	3-1-0	Gustavus Adolphus	2-0-0	Home	16-4-4	(With Minnesota)	21-19-7
Home	2-0-0	Home	2-0-0	Away	18-6-0	St. Lawrence	2-0-0
Away	1-1-0	Harvard	3-0-0	Neutral	3-0-0	Neutral	2-0-0
Alberta	1-0-0	Home	3-0-0	(With Minnesota)	28-10-4	St. Thomas	2-0-0
Home	1-0-0	(With Minnesota)	2-0-0	Nebraska-Omaha	4-4-0	Home	2-0-0
(With Minnesota)	1-0-0	Holy Cross	0-1-0	Home	1-3-0	Salem State	2-0-0
Arizona	2-0-0	Neutral	0-1-0	Away	3-0-0	Home	2-0-0
Away	2-0-0	(With Minnesota)	0-1-0	(With Minnesota)	4-3-0	Union	2-2-0
Army	2-0-0	Kent State	6-3-0	New Hampshire	4-4-2	Home	2-1-0
Away	2-0-0	Home	5-1-0	Home	2-1-1	Away	0-1-0
Bemidji State	14-1-1	Away	1-2-0	Neutral	1-2-0	(With Minnesota)	2-1-0
Home	10-1-0	Lake Forest	2-0-0	(With Minnesota)	3-1-2	U.S. International	2-2-0
Away	4-0-1	Home	2-0-0	Niagara	3-0-0	Home	2-0-0
(With Minnesota)	14-1-1	Lake Superior State	2-2-0	Home	3-0-0	Away	0-2-0
Boston College	3-5-0	Home	1-0-0	(With Minnesota)	3-0-0	Vermont	5-1-0
Home	3-1-0	Away	1-2-0	North Dakota	34-36-7	Home	1-1-0
Away	0-1-0	(With Minnesota)	1-0-0	Home	16-14-5	Away	2-0-0
Neutral	0-3-0	Massachusetts	4-0-0	Away	14-17-2	Neutral	2-0-0
(With Minnesota)	3-3-0	Home	3-0-0	Neutral	3-5-0	(With Minnesota)	3-1-0
Boston University	2-1-2	Neutral	1-0-0	(With Minnesota)	22-22-4	Wayne State	4-0-0
Home	0-0-2	(With Minnesota)	3-0-0	Northeastern	1-2-0	Home	4-0-0
Away	1-1-0	UMass-Lowell	2-0-0	Home	1-1-0	(With Minnesota)	4-0-0
Neutral	1-0-0	Home	1-0-0	Away	0-1-0	Western Michigan	1-1-0
(With Minnesota)	2-1-2	Neutral	1-0-0	(With Minnesota)	1-1-0	Home	1-1-0
Bowling Green	1-2-0	(With Minnesota)	1-0-0	Northern Michigan	15-8-0	Western Ontario	1-2-0
Home	1-0-0	Maine	2-9-2	Home	11-2-0	Home	1-1-0
Away	0-1-0	Home	1-0-1	Away	4-6-0	Away	0-1-0
Neutral	0-1-0	Away	0-5-0	(With Minnesota)	1-1-0	Wilfred Laurier	1-0-1
(With Minnesota)	1-0-0	Neutral	1-3-1	Norwich	0-1-0	Home	1-0-1
Brandon	3-1-0	(With Minnesota)	2-3-0	Away	0-1-0	Windsor	2-0-0
Home	3-1-0	Mercyhurst	3-0-0	Notre Dame	6-2-0	Home	2-0-0
British Columbia	1-0-1	Home	3-0-0	Home	4-1-0	Wisconsin	43-38-7
Away	1-0-1	(With Minnesota)	1-0-0	Away	0-1-0	Home	24-13-3
Brock	2-0-0	Merrimack	2-1-0	Neutral	2-0-0	Away	18-19-4
Home	2-0-0	Home	1-0-0	(With Minnesota)	3-1-0	Neutral	2-6-0
Brown	3-0-0	Away	1-1-0	Ohio State	7-0-0	(With Minnesota)	30-22-7
Home	3-0-0	(With Minnesota)	1-0-0	Home	4-0-0	Wisconsin-Eau Claire	2-0-0
(With Minnesota)	2-0-0	Miami (Ohio)	3-2-0	Road	2-0-0	Home	2-0-0
Calgary	3-1-0	Home	2-2-0	Neutral	1-0-0	Wisconsin-River Falls	2-0-0
Home	3-1-0	Away	1-0-0	(With Minnesota)	5-0-0	Home	2-0-0
(With Minnesota)	1-0-0	Michigan	11-7-0	Princeton	1-0-0	Wisconsin-Stevens Point	2-0-0
Canisius	3-0-0	Home	3-3-0	Home	1-0-0	Home	2-0-0
Home	3-0-0	Away	5-3-0	(With Minnesota)	1-0-0	Wisconsin-Superior	2-0-0
(With Minnesota)	1-0-0	Neutral	3-1-0	Providence	1-2-0	Home	2-0-0
Cornell	2-0-0	(With Minnesota)	10-5-0	Home	1-0-0	Yale	4-1-0
Home	2-0-0	Michigan-Dearborn	5-2-1	Away	0-2-0	Home	2-0-0
(With Minnesota)	1-0-0	Home	4-2-0	(With Minnesota)	1-0-0	Away	1-0-0
Clarkson	2-0-0	Away	1-0-1	Quebec	0-2-0	Neutral	1-1-0
Neutral	2-0-0	Michigan State	7-7-6	Home	0-2-0	(With Minnesota)	1-1-0
Colgate	2-0-0	Home	4-2-2				
Home	2-0-0	Away	3-4-4				
(With Minnesota)	2-0-0	Neutral	0-1-0				

Bold indicates 2013-14 opponents

ASSOCIATE HEAD COACH **MIKE GUENTZEL**

17th season

One of the nation's top coaches, **Mike Guentzel** is in his second stint with the Gopher coaching staff.

Former Minnesota player and assistant coach Mike Guentzel rejoined the Gopher staff on July 13, 2011, as Associate Head Coach after spending three years away from the program.

Guentzel, who played defense for Minnesota from 1981-85 and served as an assistant coach for the Gophers from 1994-08, returned to the Maroon and Gold staff after one year as an assistant coach at Nebraska Omaha during the 2010-11 season. From 2009-10 he was the head coach and general manager of the USHL's Des Moines Buccaneers and he was an assistant coach at Colorado College from 2008-09.

Guentzel, 48, is a Marble, Minn., native and during his total tenure behind the Minnesota bench he has helped lead the Gophers to back-to-back national championships, to five NCAA Frozen Fours and to 13 NCAA tournament appearances.

Minnesota has won 408 games, four WCHA playoff championships and five regular-season championships with Guentzel on the coaching staff. He coached two Hobey Baker Memorial Award winners, 14 All-Americans and 25 eventual National Hockey League defensemen including defensemen Keith Ballard, Alex Goligowski, Jordan

Leopold and Paul Martin.

The 2012-13 season saw the Minnesota defense lead the WCHA and finish third nationally in scoring defense at 2.00 goals against per game. Guentzel also guided Nate Schmidt to Second Team All-America and First Team All-WCHA honors.

During the 2011-12 season, Guentzel coached a Minnesota defensive corps that featured one junior, five sophomores and two freshmen. Guentzel's charges yielded a paltry 1.65 goals-against average in home games, which was the lowest for a Minnesota team in the modern era. The team had a 2.75 goals-against average on the road, which was the seventh-lowest for the Gophers in the modern era. The Gophers ended the year with a 2.30 goals-against average, which was twelfth best in the nation. Minnesota's blueliners also contributed offensively, as they recorded 111 points on the year.

Prior to his first stint at Minnesota, Guentzel spent two seasons as head coach and general manager of the Omaha Lancers of the USHL from 1992-94. He led the Lancers to a combined 89-39-2 record, including a 23-11 mark in postseason playoff action. In his first season, Omaha won both the regular season and playoff cham-





pionships.

Guentzel began his coaching career in 1986 as an assistant coach for the St. Paul Vulcans, being promoted to head coach and general manager in 1989. The Vulcans won the 1990-91 Junior "A" national championship, and the following year he was honored as the USHL Coach of the Year. He also served three years as assistant coach with the U.S. National Junior Team under Dean Blais ('94), Jeff Jackson ('95) and Jack Parker ('96). He has been a member of the coaching staffs of six U.S. national teams including serving as the head coach of the Select-17 Team in 1991.

Guentzel has also served as an interim head coach for Minnesota during three games and was 2-1-0 as the Gophers' bench boss. He was the acting head coach for the Gophers during their 7-2 win against Michigan Tech on March 9, 1996, in the WCHA Final Five. He also went 1-1-0 as interim head coach during the 1996-97 season against Minnesota Duluth.

Guentzel, who captained the 1984-85 Gophers, tallied 87 career points (12 goals, 75 assists) in 143 games at Minnesota. He graduated from Minnesota with a bachelor's degree in business and human relations.

Following his collegiate career, the 1981 draft pick of the New York Rangers, briefly played professional hockey for the Salt Lake City Golden Eagles of the IHL and the New Haven Night Hawks of the AHL.

Guentzel was a standout athlete at Greenway-Coleraine High School and was First Team All-State selection in hockey during the 1980-81 season. He was the Minnesota Iron Range Conference's second-leading scorer in 1980-81 and scored 153 points and 42 goals in four years of high school hockey.

GUNTZEL AT A GLANCE

Born

August 23, 1962 (Marble, Minn.)

High School

Greenway-Coleraine High School (Coleraine, Minn.)

Education

B.S., University of Minnesota, 1987
(business and human relations)

Playing Career

- University of Minnesota, 1981-85, captain for 1984-85 season
- New Haven (AHL), 1984-85
- Salt Lake (IHL), 1985-86



He also played football and baseball and earned a total of 12 varsity letters. Guentzel threw 15 TD passes and rushed for 1,243 yards as a junior in 1979. He also played on three Greenway-Coleraine baseball teams that finished third in state tournament.

Guentzel and his wife, Sally, have three sons: Ryan, Gabe and Jake. Ryan played collegiate hockey at Notre Dame, while Gabe played at Colorado College. Jake plays hockey as well and is a freshman at Omaha.

ASSISTANT COACH **GRANT POTULNY**

fifth season

One of the Gophers' best on-ice leaders in history, **Grant Potulny** is now in his fifth year as an assistant coach for Minnesota.

The Grand Forks, N.D., native has taken naturally to the college coaching profession after serving as a three-year captain for the Gophers program as a player. Potulny, who works primarily with the Minnesota forwards, serves as guiding voice during practice and games but is also a relatable presence on the recruiting trail.

Under Potulny's tutelage, the Minnesota offense has led the nation in scoring offense over the last two seasons while Potulny has also coached Nick Bjugstad and Erik Haula to All-WCHA honors in the last two years. Bjugstad and Jordan Schroeder, another former Gopher under Potulny, both made their NHL debuts in 2012-13 while Haula is likely to see NHL action in 2013-14.

In 2012-13, Minnesota ranked first in college hockey with an average of 3.48 goals per game offensively. The Gophers captured a share of their second-straight Western Collegiate Hockey Association MacNaughton Cup as regular-season co-champions in 2012-13 while the Minnesota power play also ranked first nationally. The Gophers celebrated a pair of All-WCHA forwards in 2012-13 with Bjugstad earning Second Team honors and Haula following suit on the league's Third Team. The duo were two of three Minnesota forwards to sign NHL contracts following the season, joined by Zach Budish.

The 2011-12 season marked a resurgence in the Gophers program. Not only did the Gophers lead the nation in scoring -- averaging 3.60 goals-per-game -- but the Gophers also finished first in the WCHA for the first time since 2006-07. More importantly, the Gophers returned to the NCAA Frozen Four with Bjugstad earning Third Team All-WCHA honors along the way.

In addition to his duties with the Gophers, Potulny has also helped develop the sport of hockey at the youth and international levels. In 2013, Potulny served as an assistant coach for the U.S. National Junior Team at the 2013 IIHF World Junior Championships in Ufa, Russia. The U.S. team, which included Minnesota's Mike Reilly, captured gold at the tournament -- giving the U.S. its third medal in four years.

The Gophers assistant coach also runs Potulny Camps each year with a focus on skill instruction and fun for youth hockey players. During his coaching career, Potulny has worked as a clinician at coach Lucia's model camp and has coached at the Under-17 Select Festival in Rochester, N.Y.

Potulny was a three-year captain at Minnesota during his career from 2000-04. He was an assistant captain as a sophomore for Minnesota's 2002 national championship team and then captained the team the following two years, including the Gophers' 2003 national title squad. Potulny is Minnesota's only three-year captain since 1947. Potulny played in 146 games for the Gophers, totaling 68 goals and 48 assists for 116 points. He is best-known for scoring the overtime game-winning goal in Minnesota's 4-3 win against Maine in the 2002 national championship game at Xcel Energy Center.

**POTULNY AT A GLANCE****Born**

March 4, 1980 (Grand Forks, N.D.)

High School

Red River High School (Grand Forks, N.D.)

EducationB.S., University of Minnesota, 2004
(sports management)**Playing Career**

- Lincoln, Neb. (USHL), 1998-2000
- University of Minnesota, three-year team captain, 2000-04
- Binghamton, N.Y. (AHL), 2004-07
- Hershey, Pa. (AHL), 2007-08
- Springfield, Mass. (AHL), 2007-08
- Duisberg (Germany), 2008-09
- San Antonio, Texas (AHL), 2008-09
- Norfolk, Va. (AHL), 2008-09



He played three full seasons with the Ottawa Senators' AHL affiliate in Binghamton (N.Y.) from 2004-07 before spending one season each with the Washington Capitals' affiliate in Hershey (Pa.) and the Edmonton Oilers' affiliate in Springfield (Mass.). He spent the 2008-09 season with the Tampa Bay Lightning's AHL affiliate in Norfolk, Va.

Potulny attended Red River High School and led his team to three North Dakota state championships from 1996-98.

Potulny was selected in the fifth round, 157th overall, in the 2000 NHL Entry Draft by Ottawa. He played two seasons in the USHL with the Lincoln Stars and helped his squad claim an Anderson Cup regular season championship as the team's MVP in 1999-2000.

Potulny and his wife, Melissa, have three children.

Mark **BAHR**

DIRECTOR OF OPERATIONS 20th season



Hockey League.

Mark Bahr enters his 20th season as the team's director of hockey operations in 2013-14. His primary responsibilities are as travel and video coordinator. A native of Hutchinson, Minn., he graduated in 1988 from Hutchinson High School, where he was an all-conference selection in hockey, track and football. In his senior season, he was a member of the all-state football squad as a running back and was also the captain of the National Champion Rochester Mustangs of the United States

After playing two seasons in Rochester, Bahr joined the Golden Gopher program as a player first in 1990, and has been affiliated with the program ever since. He works closely with the Blueline Club, serves as tournament director of the Mariucci Classic, is the tournament director of the John Mariucci Golf Open, and handles all travel, tickets and video responsibilities with Golden Gopher hockey. Bahr also works closely with alumni relations and the Big Ten/NCAA offices.

Bahr enjoys golfing in his spare time as well as volunteer coaching for the Armstrong-Copper squirts and girls U14 hockey squads.

Bahr earned his bachelor's degree in sports management from Minnesota in 1994.

Justin **JOHNSON**

VOLUNTEER GOALIE COACH fifth season



Bringing plenty of college hockey experience as both a player and a coach, Justin Johnson begins his fifth season on the Gophers' staff as a volunteer goaltending coach.

A four-year letterwinner for the Gophers from 2001-05, Johnson was also a volunteer assistant coach at St. Cloud State from 2006-08.

The 2012-13 season saw Johnson guide freshman Adam Wilcox to one of the best seasons ever by a Gopher rookie netminder. Wilcox earned Third Team All-WCHA honors after setting a new Minnesota goals against average record (1.88, first in the WCHA, sixth in the nation). The freshman also tied Kellen Briggs' Gopher rookie wins record of 25. In 2011-12, Minnesota goaltender Kent Patterson set a program-record seven shutouts in one season under the tutelage of Johnson. Patterson would end his career with a .913 save percentage (first in program history) and a 2.45 goals-against average (tied for first in program history).

Johnson posted a 2.88 goals-against average and 22-8-3 career record during his four seasons with the Gophers. He was named to the all-tournament team at the 2003 Western Collegiate Hockey Association Final Five after stopping 50 of 54 shots, including a career-best 36 saves in the title game victory against Colorado College. Johnson played for the Gophers' consecutive national championship

teams, including a regional championship game victory against Ferris State as a sophomore on the way to the 2003 title. He was a three-time recipient of the team's community service award.

Johnson played his prep hockey at Blaine High School where he was a two-time all-conference selection and earned honorable mention all-state accolades as a senior. Johnson helped the Bengals to the state tournament consolation game. He played one year in the USHL with the Lincoln Stars.

Following his collegiate career, Johnson graduated from Minnesota in 2005 with a major in psychology. In addition to his coaching duties, Johnson serves as USA Hockey's Minnesota District Associate Goalie Coach-in-Chief.

Johnson is the founder of MEGA Goaltending -- a Midwest based goalie training and resource company that works with goalies, coaches and associations of all sizes and skill levels. Johnson is also owner of Minnesota-based training and guidance companies FHIT Hockey and its prestigious programs The MAP and R4. He has published two interactive books a customized preparation manual for goalies titled "GameDay," and an eBook titled "The Fundamentals of Goaltending". In addition to these works, this fall Johnson will be releasing the world's first goalie training App titled Read and React, which challenges goalies to anticipate a player's shot placement at various speeds.

Johnson resides in Brooklyn Park with his wife Ashley and their two children, Payton (3) and newborn Zoey.

Amanda **ROVNAK**

ADMINISTRATIVE ASSISTANT third season



Amanda Rovnak is in her second full season, third overall, as hockey administrative assistant.

A native of New Richland, Minn., Rovnak received her undergraduate degree from UW-River Falls and her Master's from Minnesota State. She was a three-year letterwinner in softball at UW-River Falls. Rovnak has a background in athletics, spending two years as sponsor

services and player relations coordinator for the LPGA.

She provides administrative support for the hockey coaching staff, as well as serving as a communications point for the Golden Gopher hockey program. Rovnak also assists the ticket office and spirit squads.

She resides with her husband, Paul, in Rosemount.

SUPPORT STAFF



CAL DIETZ
Strength & Conditioning



JEFF WINSLOW
Athletic Trainer



LEE GRESETH
Equipment Manager



BRIAN DEUTSCH
Athletic Communications



CHRIS CORDS
Academic Counselor



CRAIG FLOR
Arena Manager



DIANE NESS
Skating Instructor



DR. BRAD NELSON
Medical Director



LON SORENSON
Facilities



ISAAC RISBRUDT
Facilities



BRENT ROOS
Facilities



MIKE CHANDLER
Ticket Manager



DR. ROB JOHNSON
Team Physician



CHRISTINE CLARKE
Event Manager



SCOTT BROWN
Statistics



MIKE "PEACH" LARSON
Statistics



ROB SCHIEL
Statistics



RYAN THOMPSON
Statistics

SEASON REVIEW



2012-13 SEASON REVIEW

2012-13 RESULTS (26-9-5 / 16-7-5 WCHA)

Date	Opponent	MN/OPP Result	MN/OPP Rank	MN/OPP Shots	MN/OPP Power-Play	Penalties	Goaltender	Attend.
10/12	Michigan State	W, 5-1	1/16	42/26	1-2/0-3	4-8/3-6	Shibrowski (1-0-0)	9,937
10/13	Michigan State	W, 7-1	1/16	34/11	1-8/0-2	4-8/10-31	Wilcox (1-0-0)	10,003
10/19	@ Michigan Tech*	L, 3-5	1/NR	31/26	1-3/1-3	3-6/3-6	Shibrowski (1-1-0)	3,410
10/20	@ Michigan Tech*	W, 3-2	1/NR	34/18	0-5/0-2	2-4/5-10	Wilcox (2-0-0)	3,887
10/28	Canisius	W, 1-0	2/NR	42/20	0-2/0-2	2-4/2-4	Wilcox (3-0-0)	7,876
11/2	Minnesota State*	W, 3-2	2/NR	32/25	3-6/1-3	6-12/9-18	Wilcox (4-0-0)	9,989
11/3	@ Minnesota State*	L, 3-5	2/NR	28/35	1-5/1-5	6-12/6-12	Wilcox (4-1-0)	4,854
11/9	@ Alaska Anchorage*	W, 4-0	2/NR	31/14	4-6/0-2	4-8/8-27	Wilcox (5-1-0)	2,674
11/10	@ Alaska Anchorage*	T, 2-2 (OT)	2/NR	33/23	1-5/1-5	6-23/6-23	Wilcox (5-1-1)	2,911
11/16	Wisconsin*	T, 2-2 (OT)	3/NR	43/24	1-5/0-3	5-10/9-40	Wilcox (5-1-2)	10,079
11/17	Wisconsin*	W, 3-1	3/NR	28/17	0-5/0-4	8-16/10-20	Wilcox (6-1-2)	10,187
11/23	@ Vermont	W, 5-1	4/NR	35/23	1-4/0-4	4-8/4-8	Wilcox (7-1-2)	4,007
11/24	@ Vermont	W, 3-1	4/NR	33/27	0-5/0-4	5-10/5-10	Wilcox (8-1-2)	3,583
11/30	Omaha*	L, 2-3	3/13-14	21/27	0-4/1-3	4-8/5-10	Wilcox (8-2-2)	9,997
12/1	Omaha*	W, 3-2	3/13-14	33/20	2-7/0-4	9-18/12-35	Wilcox (9-2-2)	10,103
12/7	@ Colorado College*	W, 4-2	4-5/19	31/26	0-2/0-4	7-14/5-10	Wilcox (10-2-2)	7,021
12/8	@ Colorado College*	T, 4-4 (OT)	4-5/19	29/27	1-6/1-4	5-10/7-14	Wilcox (10-2-3)	6,954
12/29	Air Force#	W, 4-0	4/NR	33/19	1-3/0-3	4-8/4-8	Wilcox (11-2-3)	10,113
12/30	Boston College#	W, 8-1	4/1	36/33	4-8/1-4	4-8/8-27	Wilcox (12-2-3)	10,230
1/8	Notre Dame	W, 4-1	1/2-3	26/23	0-6/0-4	4-8/6-12	Wilcox (13-2-3)	10,021
1/11	Alaska Anchorage*	W, 4-3	1/NR	30/20	3-6/0-3	3-6/5-21	Wilcox (14-2-3)	9,625
1/12	Alaska Anchorage*	W, 7-1	1/NR	31/13	2-5/0-3	6-20/8-27	Wilcox (15-2-3)	9,607
1/18	North Dakota*	W, 5-1	1/6	27/25	1-5/1-4	8-16/10-28	Wilcox (16-2-3)	10,318
1/19	North Dakota*	T, 4-4 (OT)	1/6	35/26	0-3/0-1	4-8/6-12	Wilcox (16-2-4)	10,256
1/25	Minnesota State*	L, 1-2	1/14	38/33	0-2/1-3	5-10/5-10	Wilcox (16-3-4)	10,076
1/26	@ Minnesota State*	W, 4-1	1/14	29/27	2-3/0-2	7-14/8-16	Wilcox (17-3-4)	5,134
2/8	@ St. Cloud State*	W, 4-2	1/8-10	42/24	0-2/1-2	3-6/3-6	Wilcox (18-3-4)	5,648
2/9	@ St. Cloud State*	L, 3-4	1/8-10	39/21	2-4/0-2	3-6/5-10	Wilcox (18-4-4)	6,140
2/15	@ Wisconsin*	W, 3-2	2/18	43/30	3-4/0-1	2-4/5-10	Wilcox (19-4-4)	13,611
2/17	Wisconsin*	L, 2-3	2/18	38/19	0-2/0-3	5-10/4-8	Wilcox (18-5-4)	52,051
2/22	Minnesota Duluth*	W, 5-3	2/NR	34/29	0-5/2-4	4-8/5-10	Wilcox (19-5-4)	10,078
2/23	Minnesota Duluth*	T, 2-2 (OT)	2/NR	40/37	1-4/1-5	8-16/7-14	Wilcox (20-5-5)	10,241
3/1	Denver*	L, 0-2	2/10-11	33/36	0-5/0-1	1-2/5-10	Wilcox (20-6-5)	10,094
3/2	Denver*	W, 5-1	2/10-11	43/32	1-4/1-4	5-10/5-10	Wilcox (21-6-5)	10,124
3/8	@ Bemidji State*	W, 4-3	2/NR	28/27	2-4/0-2	2-4/4-8	Wilcox (22-6-5)	4,028
3/9	@ Bemidji State*	W, 5-1	2/NR	40/24	0-0/0-1	2-4/1-2	Wilcox (23-6-5)	4,415
3/15	Bemidji State+	W, 2-1 (OT)	2/NR	51/18	0-2/0-0	0-0/2-4	Wilcox (24-6-5)	9,954
3/16	Bemidji State+	W, 4-3	2/NR	41/22	1-2/1-1	1-2/2-4	Wilcox (25-6-5)	9,997
3/22	Colorado College^	L, 0-2	1-2/NR	35/20	0-3/0-2	2-4/3-9	Wilcox (25-7-5)	18,949
3/29	Yale%	L, 3-2 (OT)	1-2/15	28/26	1-5/1-3	3-6/5-10	Wilcox (25-8-5)	2,289

* - WCHA conference game

- Mariucci Classic

+ - WCHA First Round Playoffs

^ - WCHA Final Five Semifinal

% - NCAA West Regional (Grand Rapids, Mich.)

TEAM STATS (OVERALL)

TEAM STATISTICS	MINN	OPP
SHOT STATISTICS		
Goals-Shot attempts	139-1380	80-972
Shot pct.	.101	.082
Goals/Game	3.5	2.0
Shots/Game	34.5	24.3
Assists	242	136
POWER PLAYS		
Goals-Power Plays	41-167	16-114
Conversion Percent	.246	.140
Shot Attempts	254	121
Shot Percent	.161	.132
SHORT-HANDED		
Goals-Shot attempts	3-26	2-54
Shot Percent	.115	.037
GOAL BREAKDOWN		
Total Goals	139	80
Power Play	41	16
Short-handed	3	2
Empty net	8	2
Penalty	0	0
Unassisted	5	3
Overtime	1	1
PENALTIES		
Number	170	225
Minutes	359	560
Penalties/Game	4.2	5.6
Pen minutes/Game	9.0	14.0
Minor	167	205
Major	1	10
10-minute Misconduct	1	2
Game Misconduct	1	8
Gross Misconduct	0	0
Match	0	0
FACEOFFS (W-L)		
Faceoff W-L Pct.	1382-1145	1145-1382
	.547	.453
ATTENDANCE		
Total	218905	78277
Dates/Avg Per Date	22/9950	15/5218
Neutral Site #/Avg	3/23667	

GOALS BY PERIOD	1	2	3	OT	Total
Minnesota	43	43	52	1	139
Opponents	19	34	26	1	80

SHOTS BY PERIOD	1	2	3	OT	Total
Minnesota	434	464	458	24	1380
Opponents	324	332	304	12	972

SAVES BY PERIOD	1	2	3	OT	Total
Minnesota	305	298	278	11	892
Opponents	391	421	406	23	1241

TEAM STATS (WCHA)

TEAM STATISTICS	MINN	OPP
SHOT STATISTICS		
Goals-Shot attempts	94-944	65-705
Shot pct.	.100	.092
Goals/Game	3.4	2.3
Shots/Game	33.7	25.2
Assists	163	110
POWER PLAYS		
Goals-Power Plays	31-117	13-83
Conversion Percent	.265	.157
Shot Attempts	170	78
Shot Percent	.182	.167
SHORT-HANDED		
Goals-Shot attempts	2-16	2-38
Shot Percent	.125	.053
GOAL BREAKDOWN		
Total Goals	94	65
Power Play	31	13
Short-handed	2	2
Empty net	6	2
Penalty	0	0
Unassisted	4	3
Overtime	0	0
PENALTIES		
Number	133	171
Minutes	285	427
Penalties/Game	4.8	6.1
Pen minutes/Game	10.2	15.2
Minor	130	156
Major	1	7
10-minute Misconduct	1	2
Game Misconduct	1	6
Gross Misconduct	0	0
Match	0	0
FACEOFFS (W-L)		
Faceoff W-L Pct.	970-812	812-970
	.544	.456
ATTENDANCE		
Total	140774	70687
Dates/Avg Per Date	14/10055	13/5437
Neutral Site #/Avg	1/52051	

GOALS BY PERIOD	1	2	3	OT	Total
Minnesota	27	29	38	0	94
Opponents	16	28	21	0	65

SHOTS BY PERIOD	1	2	3	OT	Total
Minnesota	293	310	327	14	944
Opponents	234	244	223	4	705

SAVES BY PERIOD	1	2	3	OT	Total
Minnesota	218	216	202	4	640
Opponents	266	281	289	14	850

2012-13 SEASON REVIEW

2012-13 OVERALL STATISTICS (26-9-5 / 16-7-5 WCHA)

##	Name	GP	G	A	Pts	Shots	Pct	+/-	No-Min	Min	Maj	Oth	PP	SH	FG	GW	GTG	OT	HT	PN	UA
19	Erik Haula	37	16	35	51	145	.110	+20	7-14	7	0	0	3	1	4	2	1	0	0	0	1
7	Kyle Rau	40	15	25	40	114	.132	+12	11-22	11	0	0	6	0	2	7	0	1	1	0	1
27	Nick Bjugstad	40	21	15	36	145	.145	+2	14-28	14	0	0	11	0	2	5	0	0	0	0	0
24	Zach Budish	40	14	22	36	103	.136	+17	7-14	7	0	0	3	0	1	1	0	0	0	0	0
29	Nate Schmidt	40	9	23	32	105	.086	+15	8-16	8	0	0	5	0	1	1	0	0	0	0	0
16	Nate Condon	40	12	19	31	78	.154	+15	4-8	4	0	0	2	1	2	0	1	0	0	0	1
11	Sam Warning	29	8	15	23	52	.154	+10	3-6	3	0	0	1	1	1	1	0	0	0	0	0
26	Christian Isackson	40	4	16	20	59	.068	+6	10-20	10	0	0	0	0	0	0	0	0	0	0	0
10	Ben Marshall	40	8	11	19	73	.110	+8	10-20	10	0	0	3	0	3	3	0	0	0	0	1
17	Seth Ambroz	38	9	7	16	72	.125	+11	11-22	11	0	0	2	0	4	2	0	0	0	0	0
22	Travis Boyd	40	3	11	14	94	.032	+2	4-8	4	0	0	3	0	0	0	0	0	0	0	0
5	Mike Reilly	37	3	11	14	45	.067	+1	7-14	7	0	0	1	0	1	0	0	0	0	0	0
6	Jake Parenteau	35	2	7	9	48	.042	+15	8-27	6	1	1	0	0	0	0	0	0	0	0	0
14	Tom Serratore	40	7	1	8	52	.135	-1	10-20	10	0	0	0	0	2	3	0	0	0	0	0
12	Justin Holl	35	3	4	7	61	.049	+3	5-10	5	0	0	0	0	1	0	0	0	0	0	1
20	Mark Alt	39	0	7	7	39	.000	+18	10-20	10	0	0	0	0	0	0	0	0	0	0	0
15	A.J. Michaelson	22	3	3	6	20	.150	+4	2-4	2	0	0	0	0	0	1	0	0	0	0	0
4	Seth Helgeson	40	0	5	5	43	.000	-5	27-62	26	0	1	0	0	0	0	0	0	0	0	0
2	Brady Skjei	36	1	2	3	20	.050	+11	7-14	7	0	0	1	0	0	0	0	0	0	0	0
9	Ryan Reilly	8	1	1	2	8	.125	-2	0-0	0	0	0	0	0	0	0	0	0	0	0	0
32	Adam Wilcox	39	0	2	2	0	.000	0	0-0	0	0	0	0	0	0	0	0	0	0	0	0
23	Jared Larson	4	0	0	0	4	.000	+1	0-0	0	0	0	0	0	0	0	0	0	0	0	0
TM	TEAM	18	0	0	0	0	.000	0	5-10	5	0	0	0	0	0	0	0	0	0	0	0
Total		40	139	242	381	1380	.101	+163	170-359	167	1	2	41	3	24	26	2	1	1	0	5
Opponents		40	80	136	216	972	.082	-	225-560	205	10	10	16	2	16	9	3	1	0	0	3

##	Name	GP-GS	Minutes	GA	Avg	Saves	Pct	W	L	T	Sho	PP	SH	EN	PEN	SOG
32	Adam Wilcox	39-38	2331:00	73	1.88	855	.921	25	8	5	3	15	2	0	0	0
1	Michael Shibrowski	3-2	94:15	5	3.18	37	.881	1	1	0	0	1	0	0	0	0
TM	EMPTY NET	18-0	13:12	2	-	0	.000	0	0	0	0	0	0	2	0	0
Total		40-0	2438:27	80	1.97	892	.918	26	9	5	3	16	2	2	0	0
Opponents		40-0	2438:27	139	3.42	1241	.899	9	26	5	2	41	3	8	0	0

2012-13 SEASON REVIEW

2011-12 WCHA STATISTICS (28-14-1 / 20-8-0 WCHA)

##	Name	GP	G	A	Pts	Shots	Pct	+/-	No-Min	Min	Maj	Oth	PP	SH	FG	GW	GTG	OT	HT	PN	UA
19	Erik Haula	26	13	24	37	98	.133	+10	5-10	5	0	0	3	1	2	1	1	0	0	0	1
29	Nate Schmidt	28	7	19	26	81	.086	+6	8-16	8	0	0	3	0	1	1	0	0	0	0	0
7	Kyle Rau	28	8	16	24	78	.103	+3	8-16	8	0	0	4	0	1	3	0	0	1	0	1
27	Nick Bjugstad	28	15	8	23	103	.146	-5	8-16	8	0	0	9	0	1	3	0	0	0	0	0
16	Nate Condon	28	6	17	23	53	.113	+9	1-2	1	0	0	1	1	1	0	1	0	0	0	1
24	Zach Budish	28	11	11	22	73	.151	+3	6-12	6	0	0	2	0	1	1	0	0	0	0	0
11	Sam Warning	22	6	10	16	40	.150	+1	2-4	2	0	0	1	0	1	0	0	0	0	0	0
26	Christian Isackson	28	2	11	13	38	.053	+4	7-14	7	0	0	0	0	0	0	0	0	0	0	0
17	Seth Ambroz	26	7	5	12	51	.137	+6	9-18	9	0	0	2	0	3	2	0	0	0	0	0
10	Ben Marshall	28	4	8	12	46	.087	+2	9-18	9	0	0	3	0	1	2	0	0	0	0	0
5	Mike Reilly	27	2	9	11	32	.062	-3	6-12	6	0	0	1	0	1	0	0	0	0	0	0
22	Travis Boyd	28	2	8	10	62	.032	0	4-8	4	0	0	2	0	0	0	0	0	0	0	0
14	Tom Serratore	28	5	1	6	34	.147	+1	8-16	8	0	0	0	0	1	3	0	0	0	0	0
20	Mark Alt	27	0	6	6	25	.000	+5	7-14	7	0	0	0	0	0	0	0	0	0	0	0
6	Jake Parenteau	24	2	3	5	30	.067	+9	7-25	5	1	1	0	0	0	0	0	0	0	0	0
12	Justin Holl	25	3	1	4	47	.064	-1	5-10	5	0	0	0	0	1	0	0	0	0	0	1
4	Seth Helgeson	28	0	4	4	25	.000	-6	20-48	19	0	1	0	0	0	0	0	0	0	0	0
15	A.J. Michaelson	14	1	1	2	9	.111	+1	2-4	2	0	0	0	0	0	0	0	0	0	0	0
2	Brady Skjei	26	0	1	1	13	.000	+5	7-14	7	0	0	0	0	0	0	0	0	0	0	0
23	Jared Larson	3	0	0	0	4	.000	+1	0-0	0	0	0	0	0	0	0	0	0	0	0	0
9	Ryan Reilly	4	0	0	0	2	.000	-3	0-0	0	0	0	0	0	0	0	0	0	0	0	0
TM	TEAM	15	0	0	0	0	.000	0	4-8	4	0	0	0	0	0	0	0	0	0	0	0
Total		28	94	163	257	944	.100	+48	133-285	130	1	2	31	2	15	16	2	0	1	0	4
Opponents		28	65	110	175	705	.092	-	171-427	156	7	8	13	2	13	7	3	0	0	0	3

##	Name	GP-GS	Minutes	GA	Avg	Saves	Pct	W	L	T	Sho	PP	SH	EN	PEN	SOG
32	Adam Wilcox	28-27	1660:59	59	2.13	628	.914	16	6	5	1	12	2	0	0	0
1	Michael Shibrowski	2-1	34:15	4	7.01	12	.750	0	1	0	0	1	0	0	0	0
TM	EMPTY NET	15-0	9:46	2	-	0	.000	0	0	0	0	0	0	2	0	0
Total		28-0	1705:00	65	2.29	640	.908	16	7	5	1	13	2	2	0	0
Opponents		28-0	1705:00	94	3.31	850	.900	7	16	5	1	31	2	6	0	0

Game 1

October 12, 2012

Minneapolis, Minn. (Mariucci Arena)

Michigan State1

Minnesota.....5

SCORING	1	2	3	OT	F
Michigan State	0	0	1	-	1
Minnesota	3	1	1	-	5

1ST PERIOD — MIN: Marshall 1 (Budish, Warning) 4:27; MIN: Bjugstad 1 (M. Reilly, Rau) 6:40; MIN: Isackson 1 (Bjugstad) 13:38.

2ND PERIOD — MIN: Haula 1 (M. Reilly, Budish) 17:46.

3RD PERIOD — MIN: Boyd 1 (Ambroz, Condon) 11:30 PPG; MSU: Sorenson 1 (Bondra) 15:59.

Shots on Goal: Michigan State: 5-10-11--26, Minnesota: 13-13-16--42

Power Plays: Michigan State: 0-for-3, Minnesota: 1-for-2

Goalies: MSU: Yanakeff (loss, 42 shots, 37 saves); MIN: Shibrowski (win, 26 shots, 25 saves)

Penalties: Michigan State: 3-6, Minnesota: 4-8

Attendance: 9,937

Game 2

October 13, 2012

Minneapolis, Minn. (Mariucci Arena)

Michigan State1

Minnesota.....7

SCORING	1	2	3	OT	F
Michigan State	0	0	1	-	1
Minnesota	4	2	1	-	7

1ST PERIOD — MIN: Haula 2 (Warning, Budish) 1:25; MIN: Bjugstad 2 (Rau, Isackson) 5:19; MIN: Serratore 1 (Holl, R. Reilly) 7:19; MIN: Marshall 2 (Haula, Budish) 19:06.

2ND PERIOD — MIN: Rau 1 (Isackson, Skjei) :30; MIN: Condon 1 (Ambroz, Alt) 14:58.

3RD PERIOD — MSU: Darnell 1 (Forfar) 2:05; MIN: Skjei (Schmidt, Holl) 15:42 PPG.

Shots on Goal: Michigan State: 3-6-2--11, Minnesota: 10-14-10--34.

Power Plays: Michigan State: 0-for-2, Minnesota: 1-for-8

Goalies: MSU: Yanakeff (loss, 24 shots, 18 saves), Hildebrand (10 shots, nine saves); MIN: Wilcox (win, 11 shots, 10 saves)

Penalties: Michigan State: 10-31, Minnesota: 4-8

Attendance: 10,003

Game 3

October 19, 2012

Houghton, Mich. (John MacInnes Arena)

Minnesota.....3

Michigan Tech5

SCORING	1	2	3	OT	F
Minnesota	1	1	1	-	3
Michigan Tech	3	2	0	-	5

1ST PERIOD — MTU: Petan 2 (Khaira) 3:32; MIN: Schmidt 1 (Condon, Boyd) 9:13; MTU: B. Pietila 3 (Furne, Johnstone) 14:48 PPG; MTU: Rix 3 (Eick) 15:10.

2ND PERIOD — MIN: Bjugstad 3 (Marshall) 2:51; MTU: C. Pietila (Rix, Sweeney) 6:22; MTU: B. Pietila (Kero, Stebner) 18:27.

3RD PERIOD — MIN: Boyd 2 (Isackson, Condon) 17:50 PPG.

Shots on Goal: Minnesota: 10-8-13--31, Michigan Tech: 9-13-4--26

Power Plays: Minnesota: 1-for-3, Michigan Tech: 1-for-3

Goalies: Minnesota: Shibrowski (loss, 14 shots, 10 saves), Wilcox (12 shots, 11 saves); Michigan Tech: Copley (win, 31 shots, 28 saves)

Penalties: Minnesota: 3-6, Michigan Tech: 3-6

Attendance: 3,410

Game 4

October 20, 2012

Houghton, Mich. (John MacInnes Arena)

Minnesota.....3

Michigan Tech2

SCORING	1	2	3	OT	F
Minnesota	1	1	1	-	3
Michigan Tech	0	2	0	-	2

1ST PERIOD — MIN: Ambroz 1 (Rau, Marshall) 17:45.

2ND PERIOD — MTU: C. Pietila 2 (Nielsen, Stebner) 6:18; MINN: Haula 3 (M. Reilly) 11:34; MTU: Furne 1 (Petan) 19:03.

3RD PERIOD — MIN: Ambroz 2 (Boyd, Condon) 16:25.

Shots on Goal: Minnesota: 11-11-12--34, Michigan Tech: 8-5-5--18

Power Plays: Minnesota: 0-for-5, Michigan Tech: 0-for-2

Goalies: Minnesota: Wilcox (win, 18 shots, 16 saves); Michigan Tech: Copley (loss, 34 shots, 31 saves)

Penalties: Minnesota: 2-4, Michigan Tech: 5-10

Attendance: 3,887

▶ Game 5

October 28, 2012
 Minneapolis, Minn. (Mariucci Arena)

Canisius.....0
Minnesota.....1

SCORING	1	2	3	OT	F
Canisius	0	0	0	-	0
Minnesota	1	0	0	-	1

1ST PERIOD — MIN: Rau 2 (Parenteau, Bjugstad) 0:12.

2ND PERIOD — No Scoring

3RD PERIOD — No Scoring

Shots on Goal: Canisius: 8-5-7--20, Minnesota: 14-14-14-42

Power Plays: Canisius: 0-for-2, Minnesota: 0-for-2

Goalies: CAN: Capobianco (loss, 42 shots, 41 saves); MIN: Wilcox (win, 20 shots, 20 saves)

Penalties: Canisius: 2-4, Minnesota: 2-4

Attendance: 7,876

▶ Game 6

November 2, 2012
 Minneapolis, Minn. (Mariucci Arena)

Minnesota State.....2
Minnesota.....3

SCORING	1	2	3	OT	F
Minnesota State	1	1	0	-	2
Minnesota	1	1	1	-	3

1ST PERIOD — MSU: Palmquist 1 (Lafontaine, Leitner) 4:50 PPG; MIN: Boyd 3 (M. Reilly, Ambroz) 10:31 PPG.

2ND PERIOD — MSU: Blueger 2 (Gaede, Lehrke) 9:33; MIN: Schmidt 2 (Rau, Haula) 15:07 PPG.

3RD PERIOD — MIN: Budish 1 (Rau, Schmidt) 5:40 PPG.

Shots on Goal: MSU: 8-10-7--25, Minnesota: 9-14-9--32

Power Plays: MSU: 1-for-3, Minnesota: 3-for-6

Goalies: MSU: Cook (loss, 32 shots, 29 saves); MIN: Wilcox (win, 25 shots, 23 saves)

Penalties: MSU: 9-18, Minnesota: 6-12

Attendance: 9,989

▶ Game 7

November 3, 2012
 Mankato, Minn. (Verizon Wireless Center)

Minnesota.....3
Minnesota State.....5

SCORING	1	2	3	OT	F
Minnesota	1	2	0	-	3
Minnesota State	2	1	2	-	5

1ST PERIOD — MSU: Nelson 1 (Knowles, Lafontaine) 6:20; MSU: Lehrke 1 (Leitner, Palmquist) 9:54 PPG; MIN: Haula 4 (Isackson, Condon) 16:20.

2ND PERIOD — MIN: Bjugstad 4 (Haula, Schmidt) 0:56 PPG; MSU: McInnis 4 (Jutzi) 12:14; MIN: Condon 2 (Haula, Helgeson) 12:40.

3RD PERIOD — MSU: Margonari 2 (Gaede, Zuck) 16:19; MSU: Lafontaine 1 (unassisted) 19:49 EN.

Shots on Goal: Minnesota: 7-10-1--28, Minnesota State: 19-8-8--35.

Power Plays: Minnesota: 1-for-5, Minnesota State: 1-for-6.

Goalies: Minnesota: Wilcox (loss, 34 shots, 30 saves), Minnesota State: Cook (win, 28 shots, 25 saves).

Penalties: Minnesota: 6-12, Minnesota State: 6-12.

Attendance: 4,854

▶ Game 8

November 9, 2012
 Anchorage, Alaska. (Sullivan Arena)

Minnesota.....4
Alaska Anchorage.....0

SCORING	1	2	3	OT	F
Minnesota	2	2	0	-	4
UAA	0	0	0	-	0

1ST PERIOD — MIN: Rau 3 (Haula) 4:16 PPG; MIN: Bjugstad 5 (Schmidt) 17:56 PPG.

2ND PERIOD — MIN: Rau 4 (Haula, Schmidt) 7:09 PPG; MIN: Marshall 3 (Condon, Boyd) 13:35 PPG.

3RD PERIOD — No scoring.

Shots on Goal: Minnesota: 8-10-13--31; UAA: 2-5-7--14

Power Plays: Minnesota: 4-for-6, UAA: 0-for-2.

Goalies: Minnesota: Wilcox (win, 14 shots, 14 saves), UAA: Kabal (loss, 31 shots, 27 saves).

Penalties: Minnesota: 4-8, UAA: 8-27.

Attendance: 2,674

2012-13 SEASON REVIEW

2012-13 SEASON REVIEW

Game 9

November 10, 2012

Anchorage, Alaska. (Sullivan Arena)

Minnesota.....2

Alaska Anchorage.....2

SCORING	1	2	3	OT	F
Minnesota	1	0	1	0	2
UAA	1	0	1	0	2

1ST PERIOD — MIN: Ambroz 3 (Boyd, M. Reilly) 2:11 PPG;

UAA: Kwas 3 (Tatchell, Leask) 12:21 PPG.

2ND PERIOD — No scoring.

3RD PERIOD — UAA: Gellert 4 (Docken) 5:38; MIN: Haula 5 (Alt, Isackson) 13:31.

Overtime — No scoring.

Shots on Goal: Minnesota: 7-8-13-5-33; UAA: 7-10-6-0-33

Power Plays: Minnesota: 1-for-3, UAA: 1-for-5.

Goalies: Minnesota: Wilcox (tie, 23 shots, 21 saves), UAA: Gunderson (tie, 33 shots, 31 saves).

Penalties: Minnesota: 6-23, UAA: 6-23.

Attendance: 2,911

Game 10

November 16, 2012

Minneapolis, Minn. (Mariucci Arena)

Wisconsin.....2

Minnesota.....2

SCORING	1	2	3	OT	F
Wisconsin	1	1	0	0	2
Minnesota	1	1	0	0	2

1ST PERIOD — MIN: Budish 2 (Condon, Haula) 3:49; WIS: Mersch 5 (Lee, Zulinick) 4:15.

2ND PERIOD — MIN: Haula 6 (Budish, Schmidt) 0:48 PPG;

WIS: Mersch 6 (McCabe, Lee) 5:06

3RD PERIOD — No Scoring.

Overtime — No Scoring.

Shots on Goal: Wisconsin: 9-9-6-0--24, Minnesota: 9-20-12-2--43

Power Plays: WIS: 0-for-3, Minnesota: 1-for-5

Goalies: WIS: Peterson (tie, 43 shots, 41 saves); MIN: Wilcox (tie, 24 shots, 22 saves)

Penalties: Wisconsin: 9-40, Minnesota: 5-10

Attendance: 10,079

Game 11

November 17, 2012

Minneapolis, Minn. (Mariucci Arena)

Wisconsin.....1

Minnesota.....3

SCORING	1	2	3	OT	F
Wisconsin	1	0	0	-	1
Minnesota	0	1	2	-	3

1ST PERIOD — WIS: Little 1 (Woods, Simonelli) 16:24 SH.

2ND PERIOD — MIN: Bjugstad 6 (Isackson, M. Reilly) 7:14.

3RD PERIOD — MIN: Serratore 2 (Haula, Budish) 5:59; MIN: Rau 5 (Bjugstad, Helgeson) 19:36 EN.

Shots on Goal: Wisconsin: 7-5-5--17, Minnesota: 10-6-12--28

Power Plays: WIS: 0-for-4, Minnesota: 0-for-5

Goalies: WIS: Rumpel (loss, 27 shots, 25 saves); MIN: Wilcox (win, 17 shots, 16 saves)

Penalties: Wisconsin: 10-20, Minnesota: 8-16

Attendance: 10,187

Game 12

November 23, 2012

Burlington, Vt. (Gutterson Fieldhouse)

Minnesota.....5

Vermont.....1

SCORING	1	2	3	OT	F
Minnesota	2	3	0	-	5
Vermont	1	0	0	-	1

1ST PERIOD — MIN: Ambroz 4 (Boyd, Michaelson) 7:52; VER: B. Brunteau 2 (White, Lenz) 15:26; MIN: Rau 6 (Budish, Haula) 18:39.

2ND PERIOD — MIN: Budish 3 (Rau, Bjugstad) 2:26 PPG;

MIN: Bjugstad 7 (Schmidt, Wilcox) 12:30; MIN: M. Reilly 1 (Parenteau) 14:56.

3RD PERIOD — No Scoring

Shots on Goal: Minnesota: 11-17-7--35, Vermont: 12-5-6--23.

Power Plays: Minnesota: 1-for-4, Vermont: 0-for-4

Goalies: Minnesota: Wilcox (win, 23 shots, 22 saves), Vermont: Hoffman (loss, 35 shots, 30 saves).

Penalties: Minnesota: 4-8, Vermont: 4-8.

Attendance: 4,007

2012-13 SEASON REVIEW

2012-13 SEASON REVIEW

Game 13

November 24, 2012

Burlington, Vt. (Gutterson Fieldhouse)

Minnesota.....3
Vermont.....1

SCORING	1	2	3	OT	F
Minnesota	0	2	1	-	3
Vermont	0	0	1	-	1

1ST PERIOD — No Scoring

2ND PERIOD — MIN: Serratore 3 (Marshall, Rau) 2:49;

MIN: Michaelson 1 (Boyd, Helgeson) 3:59.

3RD PERIOD — VER: Fallon 2 (Pattyn, McCarthy) 4:15 4x4;

MIN: Condon 3 (Schmidt, Haula) 19:06 EN.

Shots on Goal: Minnesota: 15-9-9--33, Vermont: 8-9-10--27

Power Plays: Minnesota: 0-for-5, Vermont: 0-for-4

Goalies: Minnesota: Wilcox (win, 27 shots, 26 saves), Vermont: Hoffman (loss, 33 shots, 30 saves).

Penalties: Minnesota: 5-10, Vermont: 5-10.

Attendance: 3,583

Game 14

November 30, 2012

Minneapolis, Minn. (Mariucci Arena)

Omaha.....3
Minnesota.....2

SCORING	1	2	3	OT	F
Omaha	1	1	1	-	3
Minnesota	2	0	0	-	2

1ST PERIOD — UNO: Zombo 5 (Archibald) 4:17; MINN:

Budish 4 (Warning, Haula) 5:40; MINN: Isackson 2

(Bjugstad, Schmidt) 15:12.

2ND PERIOD — UNO: Megna 1 (Walters, Archibald) 11:51 PPG.

3RD PERIOD — UNO: Archibald 7 (Walters) 4:43.

Shots on Goal: UNO: 6-10-11--27, Minnesota: 10-4-7--21

Power Plays: UNO: 1-for-4, Minnesota: 0-for-4

Goalies: UNO: Faulkner (win, 21 shots, 19 saves); MIN:

Wilcox (loss, 27 shots, 24 saves)

Penalties: UNO: 5-10, Minnesota: 4-8

Attendance: 9,997

Game 15

December 1, 2012

Minneapolis, Minn. (Mariucci Arena)

Omaha.....2
Minnesota.....3

SCORING	1	2	3	OT	F
Omaha	0	1	1	-	2
Minnesota	1	2	0	-	3

1ST PERIOD — MINN: Haula 7 (M. Reilly, Rau) 2:09 PPG.

2ND PERIOD — MINN: Bjugstad 8 (Schmidt, Haula) 0:58

PPG; MINN: Serratore 4 (Condon, Isackson) 2:22; UNO:

Sustr 4 (White, Walters) 17:48.

3RD PERIOD — UNO: Searfoss 4 (White, Walters) 17:58 EX.

Shots on Goal: UNO: 8-6-6--20, Minnesota: 16-11-6--33

Power Plays: UNO: 0-4, Minnesota: 2-for-7

Goalies: UNO: Faulkner (loss, 33 shots, 30 saves); MIN: Wilcox (win, 20 shots, 18 saves)

Penalties: UNO: 12-35, Minnesota: 9-18

Attendance: 10,103

Game 16

December 7, 2012

Colorado Springs, Colo. (World Arena)

Minnesota.....4
Colorado College.....2

SCORING	1	2	3	OT	F
Minnesota	1	1	2	-	4
CC	0	2	0	-	2

1ST PERIOD — MINN: Warning 1 (Marshall, M. Reilly) 7:36.

2ND PERIOD — MINN: Warning 2 (Schmidt) 13:12; CC:

Skalbeck 7 (Schwartz, Rapuzzi) 14:57; CC: Rapuzzi 9

(Skalbeck, Schwartz) 16:38.

3RD PERIOD — MINN: Serratore 5 (Budish, Haula) 13:23;

MINN: Budish 5 (Condon, Haula) 18:52 EN.

Shots on Goal: Minnesota: 12-8-11--31, CC: 4-11-11--26

Power Plays: Minnesota: 0-for-2, CC: 0-for-4

Goalies: Minnesota: Wilcox (win, 26 shots, 24 saves), CC:

Howe (loss, 31 shots, 27 saves).

Penalties: Minnesota: 7-14, CC: 5-10.

Attendance: 7,021

Game 17

December 8, 2012

Colorado Springs, Colo. (World Arena)

Minnesota.....4

Colorado College4

SCORING	1	2	3	OT	F
Minnesota	3	1	0	0	4
CC	0	1	3	0	4

1ST PERIOD — MINN: Serratore 6 (Condon, Ambroz) 4:39; MINN: Haula 8 (Rau, Schmidt) 5:13 PPG; MINN: Ambroz 4 (Schmidt, Boyd) 14:32.

2ND PERIOD — CC: Schwartz 9 (McDermott, Winkler) 8:30 PPG; MINN: M. Reilly 2 (Boyd) 15:41.

3RD PERIOD — CC: Krushelnyski 7 (Schwartz) 4:14 SHG; CC: Krushelnyski 8 (Boivin, Rapuzzi) 6:01; CC: Schwartz 10 (Krushelnyski, Winkler) 19:36 EX.

Overtime — No scoring.

Shots on Goal: Minnesota: 11-10-5-3--29, CC: 11-6-9-1--27

Power Plays: Minnesota: 1-for-6, CC: 1-for-4

Goalies: Minnesota: Wilcox (tie, 27 shots, 23 saves), CC: Thorimbert (tie, 29 shots, 25 saves).

Penalties: Minnesota: 5-10, CC: 7-14.

Attendance: 6,954

Game 18

December 29, 2012

Minneapolis, Minn. (Mariucci Arena)

Air Force0

Minnesota.....4

SCORING	1	2	3	OT	F
Air Force	0	0	0	-	0
Minnesota	1	1	2	-	4

1ST PERIOD — MINN: Haula 9 (Parenteau, Warning) 6:58.

2ND PERIOD — MINN: R. Reilly 1 (Isackson, Holl) 5:34.

3RD PERIOD — MINN: Rau 7 (Haula, Bjugstad) 12:05 PPG; MINN: Condon 4 (Bjugstad) 15:03.

Shots on Goal: AF: 4-6-8--18, Minnesota: 11-13-9--33

Power Plays: AF: 0-3, Minnesota: 1-for-3

Goalies: AF: Torf (loss, 33 shots, 29 saves), MINN: Wilcox (win, 18 shots, 18 saves)

Penalties: AF: 4-8, Minnesota: 4-8

Attendance: 10,113

Game 19

December 30, 2012

Minneapolis, Minn. (Mariucci Arena)

Boston College1

Minnesota.....8

SCORING	1	2	3	OT	F
Boston College	0	0	1	-	1
Minnesota	3	1	4	-	8

1ST PERIOD — MINN: Bjugstad 9 (Haula, Rau) 2:52 PPG; MINN: Rau 8 (Haula, Budish) 12:33 PPG; MINN: Bjugstad 10 (Budish, Parenteau) 13:53.

2ND PERIOD — MINN: Condon 5 (Warning, Marshall) 10:34 PPG.

3RD PERIOD — MINN: Schmidt 3 (Budish, Bjugstad) 2:22 PPG; MINN: Ambroz 6 (Marshall, Isackson) 4:13; MINN: Rau 9 (Bjugstad) 6:22; BC: Whitney 9 (Matheson, Hayes) 13:40 PPG; MINN: Warning 3 (Wilcox) 14:24 SHG.

Shots on Goal: BC: 14-12-7--33, MINN: 14-11-11---36

Power Plays: BC: 1-4, MINN: 4-8

Goalies: BC: Milner (loss, 31 shots, 25 saves), Billett (five shots, three saves); MINN: Wilcox (win, 33 shots, 32 saves).

Penalties: BC: 8-27, MINN: 4-8

Attendance: 10,230

Game 20

January 8, 2013

Minneapolis, Minn. (Mariucci Arena)

Notre Dame.....1

Minnesota.....4

SCORING	1	2	3	OT	F
Notre Dame	1	0	0	-	1
Minnesota	2	1	1	-	4

1ST PERIOD — MINN: Condon 6 (Budish, Warning) 1:21; MINN: Warning 6 (Boyd) 7:29; ND: Costello 6 (Rust, Lee).

2ND PERIOD — MINN: Isackson 3 (Michaelson) 5:23.

3RD PERIOD — MINN: Budish 6 (Rau, Condon) 19:45 ENG.

Shots on Goal: ND: 8-7-8--23, MINN: 8-10-8--26

Power Plays: ND: 0-4 MINN: 0-6

Goalies: ND: Summerhays (loss, 26 shots, 22 saves); MINN: Wilcox (win, 23 shots, 22 saves).

Penalties: ND: 6-12, MINN: 4-8

Attendance: 10,021

▶ Game 21

January 11, 2013

Minneapolis, Minn. (Mariucci Arena)

UAA3

Minnesota.....4

SCORING	1	2	3	OT	F
UAA	1	0	2	-	3
Minnesota	0	2	2	-	4

1ST PERIOD — UAA: Sproule 3 (Crowell, Coldwell) 5:17.

2ND PERIOD — MINN: Rau 10 (Warning, Schmidt) 2:10 PPG; MINN: Bjugstad 11 (Isackson) 7:27.

3RD PERIOD — UAA: Naslund 3 (Trupp, Sevalrud) 10:37; UAA: Allen 8 (Tatchell, Leask) 14:13; MINN: Bjugstad 12 (Schmidt, Rau) 16:49 PPG; MINN: Marshall 4 (M. Reilly, Isackson) 19:09 PPG.

Shots on Goal: UAA: 12-3-5--20, MINN: 8-10-12--30

Power Plays: UAA: 0-3, MINN: 3-6

Goalies: UAA: Gunderson (loss, 30 shots, 26 saves); MINN: Wilcox (win, 22 shots, 17 saves).

Penalties: UAA: 5-21, MINN: 3-6

Attendance: 9,625

▶ Game 22

January 12, 2013

Minneapolis, Minn. (Mariucci Arena)

UAA1

Minnesota.....7

SCORING	1	2	3	OT	F
UAA	0	1	0	-	1
Minnesota	2	2	3	-	7

1ST PERIOD — MINN: Ambroz 7 (Parenteau) 9:55; MINN: Rau 11 (Schmidt, Bjugstad) 12:00 PPG.

2ND PERIOD — UAA: Bailey 4 (Roy, Williams) 0:36; MINN: Budish 7 (Warning, Schmidt) 9:29; MINN: Rau 12 (Warning, Schmidt) 19:16.

3RD PERIOD — MINN: Rau 13 (unassisted) 5:34; MINN: Condon 7 (Warning, Schmidt) 12:07 PPG; MINN: Michaelson 2 (Ambroz, Alt) 13:47.

Shots on Goal: UAA: 2-6-5--13, MINN: 12-7-12--31

Power Plays: UAA: 0-3, MINN: 2-5

Goalies: UAA: Gunderson (loss, 31 shots, 24 saves); MINN: Wilcox (win, 11 shots, 10 saves); Shibrowski (two shots, two saves).

Penalties: UAA: 8-27, MINN: 6-20

Attendance: 9,607

▶ Game 23

January 18, 2013

Minneapolis, Minn. (Mariucci Arena)

North Dakota1

Minnesota.....5

SCORING	1	2	3	OT	F
UND	0	1	0	-	1
Minnesota	0	2	3	-	5

1ST PERIOD — No Scoring

2ND PERIOD — UND: Parks 3 (Knight, Simpson) 3:34 PPG; MINN: Budish 8 (Warning, Condon) 6:06; MINN: Marshall 5 (Ambroz, Condon) 19:54 PPG.

3RD PERIOD — MINN: Schmidt 4 (Haula, Bjugstad) 6:03; MINN: Condon 8 (unassisted) 15:24 SHG; MINN: Haula 10 (Bjugstad, Ambroz) 16:55 ENG.

Shots on Goal: UND: 5-10-10--25, MINN: 8-11-8--27

Power Plays: UND: 1-4, MINN: 1-5

Goalies: UND: Saunders (loss, 26 shots, 22 saves); MINN: Wilcox (win, 25 shots, 24 saves)

Penalties: UND: 10-28, MINN: 8-16

Attendance: 10,318*

*Third largest attendance in Mariucci Arena history.

▶ Game 24

January 19, 2013

Minneapolis, Minn. (Mariucci Arena)

North Dakota4

Minnesota.....4

SCORING	1	2	3	OT	F
UND	1	2	1	0	4
Minnesota	1	1	2	0	4

1ST PERIOD — UND: Kristo 14 (Forbot) 11:39; MINN: Parenteau 1 (Alt, Isackson) 12:50.

2ND PERIOD — UND: Knight 11 (Rodwell) 9:34; UND: Grimaldi 8 (unassisted) 12:28; MINN: Warning 5 (Budish, Condon) 13:48.

3RD PERIOD — UND: Caggiula 6 (Grimaldi, Gleason) 7:20; MINN: Bjugstad 13 (Haula) 11:10; MINN: Condon 9 (Budish) 17:02.

Shots on Goal: UND: 5-8-13-0--26, MINN: 13-8-13-1--35

Power Plays: UND: 0-1, MINN: 0-3

Goalies: UND: Gothberg (tie, 35 shots, 31 saves); MINN: Wilcox (tie, 26 shots, 22 saves)

Penalties: UND: 6-12, MINN: 4-8

Attendance: 10,256

▲ Game 25

January 25, 2013
 Minneapolis, Minn. (Mariucci Arena)

Minnesota State2
Minnesota1

SCORING	1	2	3	OT	F
Minnesota State	0	1	1	-	2
Minnesota	0	1	0	-	1

1ST PERIOD — No Scoring
2ND PERIOD — MINN: Schmidt 5 (Condon, Serratore) 7:48; MSU: McInnis 11 (Leitner, Grant) 16:42 PPG.
3RD PERIOD — MSU: Knowles 2 (Palmquist, Zuck) 19:16.

Shots on Goal: MSU: 12-12-9--33, MINN: 8-10-20--38
Power Plays: MSU: 1-3, MINN: 0-4
Goalies: MSU: Williams (win, 38 shots, 37 saves); MINN: Wilcox (loss, 33 shots, 31 saves)
Penalties: MSU: 5-10, MINN: 5-10
Attendance: 10,076

▲ Game 26

January 26, 2013
 Mankato, Minn. (Verizon Wireless Arena)

Minnesota State1
Minnesota4

SCORING	1	2	3	OT	F
Minnesota State	0	0	1	-	1
Minnesota	2	0	2	-	4

1ST PERIOD — MINN: Holl 1 (unassisted) 12:34; MINN: Schmidt 6 (Budish, Rau) 18:11 PPG.
2ND PERIOD — No Scoring
3RD PERIOD — MINN: Budish 9 (Haula) 9:46 PPG; MSU: Lehrke 4 (Gervais, Lafontaine) 12:59; MINN: Haula (Rau) 16:28 ENG.

Shots on Goal: MSU: 8-12-7--27, MINN: 13-6-10--29
Power Plays: MSU: 0-2, MINN: 2-3
Goalies: MSU: Williams (loss, 27 shots, 26 saves); MINN: Wilcox (win, 33 shots, 31 saves)
Penalties: MSU: 8-16, MINN: 7-14
Attendance: 5,134

▲ Game 27

February 8, 2013
 St. Cloud, Minn. (NHEC)

St. Cloud State2
Minnesota4

SCORING	1	2	3	OT	F
St. Cloud State	1	0	1	-	2
Minnesota	1	1	2	-	4

1ST PERIOD — MINN: Bjugstad 14 (Rau, Condon) 8:45; SCSU: Benik 1 (Thorson) 14:48.
2ND PERIOD — MINN: Haula 12 (Alt) 4:32.
3RD PERIOD — SCSU: LeBlanc 9 (Kossila, Jensen) 3:59 PPG; MINN: Haula 13 (Schmidt) 9:32; MINN: Schmidt 7 (Skjei, Rau) 10:30.

Shots on Goal: SCSU: 9-16-17--42, MINN: 7-5-12--24
Power Plays: SCSU: 1-2, MINN: 0-2
Goalies: SCSU: Faragher (loss, 42 shots, 38 saves); MINN: Wilcox (win, 24 shots, 22 saves)
Penalties: SCSU: 3-6, MINN: 3-6
Attendance: 5,648

▲ Game 28

February 9, 2013
 St. Cloud, Minn. (NHEC)

St. Cloud State4
Minnesota3

SCORING	1	2	3	OT	F
St. Cloud State	0	2	2	-	4
Minnesota	0	1	2	-	3

1ST PERIOD — No Scoring.
2ND PERIOD — SCSU: Holka 3 (Milan, Faragher) 2:39; SCSU: Dowd 13 (Murray, Gravel) 17:48; MINN: Schmidt 8 (Haula, Budish) 19:09 PPG.
3RD PERIOD — SCSU: Brodzinski 14 (Jensen, Dowd) 3:50; SCSU: LeBlanc 10 (Kossila, Gravel) 6:40; MINN: Bjugstad 15 (Haula, Rau) 10:53 PPG; MINN: Condon 10 (Alt, M. Reilly) 14:26.

Shots on Goal: SCSU: 7-8-6--21, MINN: 12-15-12--39
Power Plays: SCSU: 0-2, MINN: 2-4
Goalies: SCSU: Faragher (win, 39 shots, 36 saves); MINN: Wilcox (loss, 21 shots, 17 saves)
Penalties: SCSU: 5-10, MINN: 3-6
Attendance: 6,140

▶ Game 29

February 15, 2013
Madison, Wis. (Kohl Center)

Wisconsin.....2
Minnesota.....3

SCORING	1	2	3	OT	F
Wisconsin	1	0	1	-	2
Minnesota	1	1	1	-	3

1ST PERIOD — WIS: Kerdiles 5 (Zengerle, Barnes) 14:32; MINN: Warning 6 (Marshall, M. Reilly) 18:51 PPG.
2ND PERIOD — MINN: Bjugstad 16 (Schmidt, Haula) 18:12 PPG.
3RD PERIOD — MINN: Ambroz 8 (Marshall, Condon) 12:48 PPG; WIS: Barnes 7 (McCabe, Lee) 18:58 EX.

Shots on Goal: WIS: 9-10-11--30, MINN: 20-11-12--43
Power Plays: WIS: 0-1, MINN: 3-4
Goalies: WIS: Rumpel (loss, 43 shots, 40 saves); MINN: Wilcox (win, 30 shots, 28 saves)
Penalties: WIS: 5-10, MINN: 2-4
Attendance: 13,611

▶ Game 30

February 17, 2013
Chicago, Ill. (Soldier Field)

Wisconsin.....3
Minnesota.....2

SCORING	1	2	3	OT	F
Wisconsin	0	3	0	-	3
Minnesota	0	0	2	-	2

1ST PERIOD — No scoring.
2ND PERIOD — WIS: Schulze 3 (Woods, Zengerle) 13:03; WIS: Ramage 5 (Mersch, Woods) 14:13; WIS: Little 2 (McCabe, Dahl) 16:22.
3RD PERIOD — MINN: Ambroz 9 (Hoff, Isackson) 2:36; MINN: Budish 10 (Bjugstad, Haula) 18:18 EX.

Shots on Goal: WIS: 6-10-3--19, MINN: 15-12-11--38
Power Plays: WIS: 0-3, MINN: 0-2
Goalies: WIS: Rumpel (win, 38 shots, 36 saves); MINN: Wilcox (loss, 19 shots, 16 saves)
Penalties: WIS: 4-8, MINN: 5-10
Attendance: 52,051

▶ Game 31

February 22, 2013
Minneapolis, Minn. (Mariucci Arena)

Minnesota Duluth.....3
Minnesota.....5

SCORING	1	2	3	OT	F
Minnesota Duluth	0	3	0	-	3
Minnesota	1	2	2	-	5

1ST PERIOD — MINN: Condon 11 (Marshall, Warning) 4:04.
2ND PERIOD — MINN: Haula 14 (Budish) 7:50 SHG; UMD: Crandall 5 (Decowski) 8:27 PPG; UMD: Farley 11 (Basaraba) 13:10; MINN: Warning 7 (Condon) 14:52; UMD: Farley 12 (Cameranesi, Herbert) 19:16 PPG.
3RD PERIOD — MINN: Rau 14 (Bjugstad, Budish) 13:25; MINN: Haula 15 (unassisted) 19:54 ENG.

Shots on Goal: UMD: 11-14-4--29, MINN: 7-11-16--34
Power Plays: UMD: 2-4, MINN: 0-5
Goalies: UMD: McNeely (loss, 33 shots, 29 saves); MINN: Wilcox (win, 29 shots, 26 saves)
Penalties: UMD: 5-10, MINN: 4-8
Attendance: 10,078

▶ Game 32

February 23, 2013
Minneapolis, Minn. (Mariucci Arena)

Minnesota Duluth.....2
Minnesota.....2

SCORING	1	2	3	OT	F
Minnesota Duluth	0	1	1	0	2
Minnesota	1	0	1	0	2

1ST PERIOD — MINN: M. Reilly 3 (Marshall, Warning) 18:11 PPG.
2ND PERIOD — UMD: Farley 13 (Herbert, Welinski) 12:13 PPG.
3RD PERIOD — MINN: Serratore 7 (Boyd) 6:25; UMD: Hendrickson 5 (Flaherty, Decowski) 12:54.

Shots on Goal: UMD: 12-9-13-3--37, MINN: 9-11-17-3--40
Power Plays: UMD: 1-5, MINN: 1-4
Goalies: UMD: McNeely (tie, 40 shots, 38 saves); MINN: Wilcox (tie, 37 shots, 35 saves)
Penalties: UMD: 7-10, MINN: 8-16

Game 33

March 1, 2013

Minneapolis, Minn. (Mariucci Arena)

Denver2

Minnesota.....0

SCORING	1	2	3	OT	F
Denver	0	0	2	-	2
Minnesota	0	0	0	-	0

1ST PERIOD — No Scoring

2ND PERIOD — No Scoring

3RD PERIOD — DEN: Ostrow 11 (Loney, Larraza) 0:18;

DEN: Loney 7 (unassisted) 19:45 ENG.

Shots on Goal: DEN: 10-9-17--36, MINN: 4-12-17--43

Power Plays: DEN: 0-1, MINN: 0-5

Goalies: DEN: Olkinuora (win, 33 shots, 33 saves); MINN:

Wilcox (loss, 35 shots, 34 saves)

Penalties: DEN: 5-10, MINN: 1-2

Game 34

March 2, 2013

Minneapolis, Minn. (Mariucci Arena)

Denver1

Minnesota.....5

SCORING	1	2	3	OT	F
Denver	1	0	0	-	1
Minnesota	0	1	4	-	5

1ST PERIOD — DEN: Mayfield 3 (Knowlton, Phillips) 3:34

PPG.

2ND PERIOD — MINN: Budish 11 (Warning, Haula) 9:03.

3RD PERIOD — MINN: Bjugstad 17 (Haula, Rau) 9:52 PPG;

MINN: Holl 2 (Boyd, Budish) 12:24; Warning 8 (Budish, Par-

enteau) 13:44; MINN: Budish 12 (Haula, Helgeson) 18:55

ENG.

Shots on Goal: DEN: 11-12-9--32, MINN: 15-18-10--43

Power Plays: DEN: 1-4, MINN: 1-4

Goalies: DEN: Brittain (loss, 42 shots, 38 saves); MINN:

Wilcox (win, 32 shots, 31 saves)

Penalties: DEN: 5-10, MINN: 5-10

Game 35

March 8 2013

Bemidji, Minn. (Sanford Center)

Minnesota.....4

Bemidji State.....3

SCORING	1	2	3	OT	F
Minnesota	1	1	2	-	4
Bemidji State	1	1	1	-	3

1ST PERIOD — MINN: Marshall 6 (Condon, Helgeson) 5:09;

BSU: Prapavassis 1 (Areshenko, Kinne) 9:29 EX.

2ND PERIOD — MINN: Bjugstad 18 (Isackson, Rau) 2:21

PPG; BSU: Ward 7 (Wacker, Mattson) 18:17.

3RD PERIOD — BSU: Ward 8 (Ilo) 2:30; MINN: Holl 3

(Michaelson) 7:27; MINN: Bjugstad 19 (Schmidt, Rau)

14:54 PPG.

Shots on Goal: MINN: 10-9-9--28, BSU: 13-8-6--27

Power Plays: MINN: 2-4, BSU: 0-2

Goalies: MINN: Wilcox (win, 27 shots, 24 saves); BSU:

Walsh (loss, 28 shots, 24 saves)

Penalties: MINN: 2-4, BSU: 4-8

Game 36

March 9, 2013

Bemidji, Minn. (Sanford Center)

Minnesota.....5

Bemidji State.....1

SCORING	1	2	3	OT	F
Minnesota	2	1	2	-	5
Bemidji State	0	1	0	-	1

1ST PERIOD — MINN: Haula 16 (Marshall, Rau) 4:04;

MINN: Bjugstad (Isackson, Rau) 14:42.

2ND PERIOD — BSU: Prapavassis 2 (George, Kinne) 1:55;

MINN: Budish 13 (Haula, Parenteau) 14:26.

3RD PERIOD — MINN: Parenteau 2 (Haula, Warning)

14:03; MINN: Isackson 4 (Bjugstad, Alt) 19:59.

Shots on Goal: MINN: 10-23-7--40, BSU: 6-10-8--24

Power Plays: MINN: 0-0, BSU: 0-1

Goalies: MINN: Wilcox (win, 24 shots, 23 saves); BSU:

Dugas (loss, 40 shots, 35 saves)

Penalties: MINN: 2-4, BSU: 1-2

▶ Game 37

March 15, 2013

Minneapolis, Minn. (Mariucci Arena)

Bemidji State.....1

Minnesota.....2

SCORING	1	2	3	OT	F
Bemidji State	0	0	1	0	1
Minnesota	0	1	0	1	2

1ST PERIOD — No Scoring.

2ND PERIOD — MINN: Marshall 7 (Rau) 6:56.

3RD PERIOD — BSU: Orban 9 (Ilo, Jubinville) EX 19:22.

Overtime -- MINN: Rau 15 (Schmidt, Isackson) 13:18.

Shots on Goal: BSU: 3-4-4-7--18, MINN: 14-14-13-10--51

Power Plays: BSU: 0-0, MINN: 0-2

Goalies: BSU: Walsh (loss, 51 shots, 49 saves); MINN:

Wilcox (win, 18 shots, 17 saves)

Penalties: BSU: 2-4, MINN: 0-0

Attendance: 9,954

▶ Game 38

March 16, 2013

Minneapolis, Minn. (Mariucci Arena)

Bemidji State.....3

Minnesota.....4

SCORING	1	2	3	OT	F
Bemidji State	1	2	0	-	3
Minnesota	0	2	2	-	4

1ST PERIOD — BSU: George 9 (Kinne, Ilo) PPG 16:49.

2ND PERIOD — BSU: Ward 9 (Rendle, Windle) 9:27; MINN:

Bjugstad 21 (Rau, Haula) PPG 15:33; BSU: Jubinville 6

(Brewer, Orban) 15:47; MINN: Condon 12 (Haula, Budish)

18:54.

3RD PERIOD — MINN: Michaelson 3 (Haula, Budish) 7:38;

MINN: Marshall 8 (unassisted) 19:07.

Shots on Goal: BSU: 8-8-6--22, MINN: 12-16-13--41

Power Plays: BSU: 1-1, MINN: 1-2

Goalies: BSU: Walsh (loss, 41 shots, 37 saves); MINN:

Wilcox (win, 23 shots, 19 saves)

Penalties: BSU: 2-4, MINN: 1-2

Attendance: 9,997

▶ Game 39

March 22, 2013

St. Paul, Minn. (Xcel Energy Center)

Colorado College.....2

Minnesota.....0

SCORING	1	2	3	OT	F
Colorado College	0	2	0	-	2
Minnesota	0	0	0	-	0

1ST PERIOD — No Scoring.

2ND PERIOD — CC: Schwartz 19 (Stoykewch, McDermott)

0:59; CC: Taft 7 (Krushelnyski) 4:24.

3RD PERIOD — No Scoring.

Shots on Goal: CC: 6-8-6--20, MINN: 12-14-9--35

Power Plays: CC: 0-2, MINN: 0-3

Goalies: CC: Howe (win, 35 shots, 35 saves); MINN: Wilcox

(loss, 20 shots, 15 saves)

Penalties: CC: 3-9, MINN: 2-4

Attendance: 18,949

▶ Game 40

March 29, 2013

Grand Rapids, Mich. (Van Andel Arena)

Yale.....3

Minnesota.....2

SCORING	1	2	3	OT	F
Yale	0	2	0	1	3
Minnesota	0	0	2	0	2

1ST PERIOD — No Scoring.

2ND PERIOD — YALE: Agostino 16 (Miller, O'Gara) 7:08;

YALE: Young 2 (Bourbonais, Wilson) 15:28 PPG.

3RD PERIOD — MINN: Schmidt 9 (Rau, Haula) 8:12 PPG;

MINN: Budish 14 (Haula) 13:40.

OVERTIME — YALE: Root 10 (Agostino) 0:09.

Shots on Goal: Yale: 11-8-6-1--26, MINN: 7-9-12-0--28

Power Plays: Yale: 1-3, MINN: 1-5

Goalies: Yale: Malcolm (win, 28 shots, 26 saves); MINN:

Wilcox (loss, 26 shots, 23 saves)

Penalties: Yale: 5-10, MINN: 3-6

Attendance: 2,289

2012-13 WCHA STANDINGS

	Conference				Overall		
	W	L	T	Pts.	W	L	T
Minnesota	16	7	5	37	26	9	5
St. Cloud State	18	9	1	37	23	15	1
North Dakota	14	7	7	35	21	12	7
Wisconsin	13	8	7	33	22	12	7
Denver	14	9	5	33	20	13	5
Minnesota State	16	11	1	33	24	13	3
Nebraska—Omaha	14	12	2	30	19	18	2
Colorado College	11	13	4	26	18	19	5
Minnesota—Duluth	10	13	5	25	14	19	5
Michigan Tech	8	16	4	20	13	20	4
Bemidji State	5	16	7	17	6	22	8
Alaska—Anchorage	2	20	6	10	4	25	7

NCAA Tournament Results

Regional Tournaments

Quinnipiac 3, Canisius 3
 Union 5, Boston College 1
 Miami 4, Minnesota State 0
 St. Cloud State 5, Notre Dame 1
 UMass-Lowell 6, Wisconsin 1
 New Hampshire 5, Denver 2
 North Dakota 2, Niagara 1
 Yale 3, Minnesota 2 (OT)
 Quinnipiac 5, Union 1
 St. Cloud State 4, Miami 1
 UMass-Lowell 2, New Hampshire 0
 Yale 4, North Dakota 1
Frozen Four, Pittsburgh, Pa.
 Quinnipiac 4, St. Cloud State 1
 Yale 3, UMass-Lowell 2
 Yale 4, Quinnipiac 0

WCHA Final Five

at Xcel Energy Center, St. Paul

Thursday, March 21

Minnesota State 2, Wisconsin 7

Colorado College 4, North Dakota 3 (OT)

Friday, March 22

Wisconsin 4, St. Cloud State 1

Colorado College 2, Minnesota 2

Saturday, March 23

Wisconsin 3, Colorado College 2

NATIONAL RANKINGS

USCHO.com (FINAL POLL)

Team (1st place votes)	Record	Pts	Last
1 Yale (47)	22-12-3	993	15
2 Quinnipiac (3)	30- 8-5	951	1
3 Massachusetts-Lowell	28-11-2	894	3
4 St. Cloud State	25-16-1	837	9
5 Miami	25-12-5	757	5
6 Minnesota	26- 9-5	752	2
7 North Dakota	22-13-7	647	7
8 Notre Dame	25-13-3	610	4
9 Boston College	22-12-4	579	6
10 Union	22-13-5	567	13
11 New Hampshire	20-12-7	539	10
12 Wisconsin	22-13-7	430	8
13 Minnesota State	24-14-3	418	11
14 Denver	20-14-5	349	12
15 Niagara	23-10-5	298	14
16 Western Michigan	19-11-8	270	16
17 Boston University	21-16-2	180	17
18 Providence	17-14-7	139	18
19 Canisius	19-19-5	92	20
20 Michigan	18-19-3	66	19

Others Receiving Votes: Rensselaer 57, Brown 32, Colorado College 20, Nebraska-Omaha 13, Robert Morris 7, Ferris State 2, Ohio State 1.

USA Today/USA Hockey Magazine Poll (FINAL POLL)

Team (1st place votes)	Record	Pts	Last
1 Yale (34)	510	4	22-12-3
2 Quinnipiac	476	1	30- 8-5
3 UMass-Lowell	436	2	28-11-2
4 St. Cloud State	404	3	25-16-1
5 Minnesota	352	5	26- 9-5
6 Miami	336	6	25-12-5
7 North Dakota	270	7	22-13-7
8 Boston College	248	9	22-12-4
9 Notre Dame	236	8	25-13-3
10 Union	226	10	22-13-5
11 New Hampshire	218	11	20-12-7
12 Minnesota State	126	12	24-14-3
13 Wisconsin	112	13	22-13-7
14 Denver	74	14	20-14-5
15 Niagara	42	15	23-10-5

Others receiving votes: Western Michigan 8, Boston University 4, Rensselaer 2.

RECORDS & HISTORY



NCAA TOURNAMENT APPEARANCES

► 34 Appearances

1953-54-61-71-74-75-76-79-80-81-83-85-86-87-88-89-90-91-92-93-94-95-96-97-2001-02-03-04-05-06-07-08-12-13
(*record of 52-35 .598*)

► 20 Frozen Four Appearances

1953-54-61-71-74-75-76-79-81-83-86-87-88-89-94-95-2002-03-05-12
(*record of 19-17, .527*)

Five NCAA Championships 1974-76-79-2002-03

Six Runner-Up Finishes 1953-54-71-75-81-89

Seven Third-Place Finishes 1961-86-87-94-95-2005-12

Two Fourth-Place Finishes 1983-88

NCAA RECORD VS. OPPONENTS

TEAM	SERIES	LAST MEETING
Air Force	1-0	3/24/07, MN 4, AF 3
Boston College	4-6	4/5/12, BC 6, MN 1
Boston University	5-3	3/24/12, MN 7, BU 3
Bowling Green	1-0	3/18/79, MN 6, BG 3
Clarkson	3-0	3/26/93, MN 2, CU 1
Colgate	2-0	3/21/81, MN 5, Col 4
Colorado College	2-0	3/23/02, MN 4, CC 2
Cornell	1-0	3/27/05, MN 2, CU 1 (ot)
Denver	1-1	3/28/86, MN 6, DU 4
Ferris State	1-0	3/28/03, MN 7, FSU 4
Harvard	3-2	4/1/89, HU 4, MN 3 (ot)
Holy Cross	0-1	3/24/06, HC 4, MN 3 (ot)
Lake Superior State	0-1	3/29/92, LSSU 8, MN 3
Maine	3-5	3/26/05, MN 1, ME 0 (ot)
Mercyhurst	1-0	3/27/03, MN 9, MCY 2
Michigan	2-3	4/10/03, MN 3, MI 2 (ot)
Michigan State	3-2	3/22/97, MN 6, MSU 3
Michigan Tech	3-1	3/26/81, MN 7, MTU 2
Minnesota Duluth	0-1	3/28/04, UMD 3, MN 1
New Hampshire	4-0	4/12/03, MN 5, UNH 1
North Dakota	2-2	3/25/12, MN 5, UND 3
Northern Michigan	0-1	3/22/80, NNU 4, MN 3
Notre Dame	1-0	3/27/04, MN 5, ND 2
Providence	3-2	3/23/96, MN 5, PC 1
Rensselaer	3-1	3/24/95, MN 3, RPI 0
St. Lawrence	0-1	4/1/88, SLU 3, MN 2
Wisconsin	2-1	3/25/89, MN 4, WI 2
UMass-Lowell	1-0	3/27/94, MN 2, UML 1 (ot)
Yale	0-1	3/29/13, Yale 3, MN 2 (ot)
Total	52-35	

ALL-TIME NCAA TOURNAMENT FINISHES BY SCHOOL

CHAMPION

Michigan	9
Denver	7
North Dakota	7
Wisconsin	6
Minnesota	5
Boston University	5
Boston College	5
Lake Superior St.	3
Michigan State	3
Michigan Tech	3
Colorado College	2
Cornell	2
Maine	2
RPI	2
Bowling Green	1
Harvard	1
Minnesota Duluth	1
Northern Michigan	1
Yale	1

THIRD PLACE*

Michigan	12
Boston University	8
Minnesota	7
Boston College	6
Maine	6
North Dakota	6
Michigan State	5
Clarkson	4
Colorado College	3
Harvard	3
Dartmouth	2
Denver	2
Minnesota-Duluth	2
New Hampshire	2
RPI	2
St. Lawrence	2
Vermont	2
Wisconsin	2
Bemidji State	1
Bowling Green	1

RUNNER-UP

Minnesota	6
Boston College	6
Boston University	5
North Dakota	5
Michigan Tech	4
Clarkson	3
Colorado College	3
Maine	3
Michigan	3
Cornell	2
Dartmouth	2
Denver	2
Harvard	2
Michigan State	2
New Hampshire	2
St. Lawrence	2
Wisconsin	2
Brown	1
Colgate	1
Ferris State	1
Lake Superior St.	1
Miami	1
Minnesota-Duluth	1
Northern Michigan	1
Notre Dame	1
Providence	1
Quinnipiac	1

*In championships without a third-place game (after 1989), both teams are awarded third place. Denver's participation and Wisconsin's participation in 1992 tournament vacated.

FOURTH PLACE

Boston College	6
Harvard	6
St. Lawrence	5
Boston Univ.	3
New Hampshire	3
Minnesota	2
Colorado College	2
Cornell	2
Denver	2
Michigan Tech	2
Brown	1
Maine	1
Michigan State	1
North Dakota	1
Northern Michigan	1
Providence	1
RPI	1
Wisconsin	1

NCAA APPEARANCES YEAR-BY-YEAR

1953 - SECOND PLACE

Semifinals: Minnesota, 3, RPI 2 (Colorado Springs)
Finals: Michigan 7, Minnesota 3 (Colorado Springs)

1954 - SECOND PLACE

Semifinals: Minnesota 14, Boston College 1 (Colorado Springs)
Finals: RPI 5, Minnesota 4 (OT) (Colorado Springs)

1961 - THIRD PLACE

Semifinals: Denver 6, Minnesota 1 (Denver)
Third Place Game: Minnesota 4, RPI 3 (Denver)

1971 - SECOND PLACE

Semifinals: Minnesota 6, Harvard 5 (Syracuse, N.Y.)
Finals: Boston University 4, Minnesota 2 (Syracuse, N.Y.)

1974 - FIRST PLACE

Semifinals: Minnesota 5, Boston University 4 (Boston)
Finals: Minnesota 4, Michigan Tech 2 (Boston)

1975 - SECOND PLACE

Semifinals: Minnesota 6, Harvard 4 (St. Louis)
Finals: Michigan Tech 6, Minnesota 1 (St. Louis)

1976 - FIRST PLACE

Semifinals: Minnesota 4, Boston University 2 (Denver)
Finals: Minnesota 6, Michigan Tech 4 (Denver)

1979 - FIRST PLACE

Semifinals: Minnesota 4, New Hampshire 3 (Detroit)
Finals: Minnesota 4, North Dakota 3 (Detroit)

1980

First Round: Northern Michigan 4, Minnesota 3 (Minneapolis)

1981 - SECOND PLACE

First Round: Minnesota 9, Colgate 4; Minnesota 5, Colgate 4 (Minnesota wins 14-8) (Minneapolis)
Semifinals: Minnesota, 7, Michigan Tech 2 (Duluth, Minn.)
Finals: Wisconsin 6, Minnesota 3 (Duluth, Minn.)

1983 - FOURTH PLACE

First Round: Minnesota 9, New Hampshire 6; Minnesota 7, New Hampshire 2 (Minnesota wins 16-8) (Minneapolis)
Semifinals: Harvard 5, Minnesota 3 (Grand Forks, N.D.)
Third Place Game: Providence 4, Minnesota 3 (Grand Forks, N.D.)

1985

First Round: Minnesota 7, Boston College 5; Boston College 4, Minnesota 1 (Boston College wins 9-8) (Boston)

1986 - THIRD PLACE

First Round: Minnesota 6, Boston University 5; Minnesota 5, Boston University 3 (Minnesota wins 11-7) (Boston)

Semifinals: Michigan State 6, Minnesota 4 (Providence, R.I.)
Third Place Game: Minnesota 6, Denver 4 (Providence, R.I.)

1987 - THIRD PLACE

First Round: Minnesota 4, Boston College 1; Boston College 3, Minnesota 2 (Minnesota wins 6-4) (Boston)
Semifinals: Michigan State 5, Minnesota 3 (Detroit)
Third Place Game: Minnesota 6, Harvard 3 (Detroit)

1988 - FOURTH PLACE

Quarterfinals: Minnesota 4, Michigan State 2; Minnesota 4, Michigan State 3 (Minnesota wins 8-5) (Minneapolis)
Semifinals: St. Lawrence 3, Minnesota 2 (Lake Placid, N.Y.)
Third Place Game: Maine 5, Minnesota 2 (Lake Placid, N.Y.)

1989 - SECOND PLACE

Quarterfinals: Minnesota 4, Wisconsin 2; Minnesota 4, Wisconsin 2 (Minnesota wins series 2-0) (Minneapolis)
Semifinals: Minnesota 7, Maine 4 (St. Paul, Minn.)
Finals: Harvard 4, Minnesota 3 (OT) (St. Paul, Minn.)

1990

First round: Minnesota 6, Clarkson 1; Minnesota 5, Clarkson 1 (Minnesota wins series 2-0) (Minneapolis)
Quarterfinals: Boston College 4, Minnesota 2; Minnesota 2, Boston College 1; Boston College 6, Minnesota 1 (Boston College wins series 2-1) (Boston)

1991

First round: Providence 4, Minnesota 3; Minnesota 8, Providence 4; Minnesota 8, Providence 3 (Minnesota wins series 2-1) (Minneapolis)
Quarterfinals: Maine 4, Minnesota 0; Maine 5, Minnesota 3 (Maine wins series 2-0) (Orono, Maine)

1992

West Regional: Lake Superior State 8, Minnesota 3 (Detroit)

1993

East Regional: Minnesota 2, Clarkson 1; Maine 6, Minnesota 2 (Worcester, Mass.)

1994 - THIRD PLACE

West Regional: Minnesota 2, UMass-Lowell 1 (2 OT) (East Lansing, Mich.)
Semifinals: Boston University 4, Minnesota 1 (St. Paul, Minn.)

NCAA TOURNAMENT HISTORY

1995 - THIRD PLACE

West Regional: Minnesota 3, RPI 0;
Minnesota 5, Colorado College 2 (Madison, Wis.)

Semifinals: Boston University 7, Minnesota 3
(Providence, R.I.)

1996

West Regional: Minnesota 5, Providence 1;
Michigan 4, Minnesota 3 (East Lansing, Mich.)

1997

West Regional: Minnesota 6, Michigan State 3;
Michigan 7, Minnesota 4 (Grand Rapids, Mich.)

2001

East Regional: Maine 5, Minnesota 4 (OT) (Worcester, Mass.)

2002 - FIRST PLACE

West Regional: Minnesota 4, Colorado College 2
(Ann Arbor, Mich.)

Semifinals: Minnesota 3, Michigan 2 (St. Paul, Minn.)

Finals: Minnesota 4, Maine 3 (OT) (St. Paul, Minn.)

2003 - FIRST PLACE

West Regional: Minnesota 9, Mercyhurst 2;
Minnesota 7, Ferris State 4 (Minneapolis)

Semifinals: Minnesota 3, Michigan 2 (OT) (Buffalo, N.Y.)

Finals: Minnesota 5, New Hampshire 1 (Buffalo, N.Y.)

2004

Midwest Regional: Minnesota 5, Notre Dame 2;
Minnesota-Duluth 3, Minnesota 1
(Grand Rapids, Mich.)

2005 - THIRD PLACE

West Regional: Minnesota 1, Maine 0 (OT);
Minnesota 2, Cornell 1 (OT) (Minneapolis)

Semifinals: North Dakota 4, Minnesota 2 (Columbus, Ohio)

2006

West Regional: Holy Cross 4, Minnesota 3 (OT)
(Grand Forks, N.D.)

2007

West Regional: Minnesota 4, Air Force 3;
North Dakota 3, Minnesota 2 (OT)
(Denver, Colo.)

2008

Northeast Regional: Boston College 5, Minnesota 2
(Worcester, Mass.)

2012 - THIRD PLACE

West Regional: Minnesota 7, Boston University 3;
Minnesota 5, North Dakota 2
(St. Paul)

Semifinals: Boston College 6, Minnesota 1
(Tampa, Fla.)

2013

West Regional: Yale 3, Minnesota 2 (OT);
(Grand Rapids, Mich.)

MINNESOTA IN THE FROZEN FOUR

FROZEN FOUR RECORD

Appearances	20
(1953-54-61-71-74-75-76-79-81-83- 86-87-88-89-94-95-2002-03-05-12)	
Games Played	36
Games Won	19
Games Lost	17
Semifinal Games Won	11
Semifinal Games Lost	9
Championship Games Won	5
Championship Games Lost	6
Consolation Games Won	3
Consolation Games Lost	2

FROZEN FOUR VS. OPPONENTS

Boston University (1971-74-76-94-95)	2-3
Boston College (1954-2012)	1-1
Denver (1961-86)	1-1
Harvard (1971-75-83-87-89)	3-2
Maine (88-89-2002)	2-1
Michigan (1953-2002-03)	2-1
Michigan State (1986-87)	0-2
Michigan Tech (1974-75-76-81)	3-1
New Hampshire (1979-2003)	2-0
North Dakota (1979-2005)	1-1
Providence (1983)	0-1
RPI (1953-54-61)	2-1
St. Lawrence (1988)	0-1
Wisconsin (1981)	0-1

FROZEN FOUR RECORD WHEN...

Overall Record	19-17
Semifinal Games	11-9
Championship Games	5-6
Third-Place Games	3-2
Last 10 Games	5-5
Last 5 Games	3-2
One-Goal Games	9-4
Two-Goal Games	5-5
Three-Goal or More Games	5-8
Overtime Games	3-2
Scoring 4 or More Goals	16-2
Scoring 3 or Fewer Goals	3-15
Scoring 3 or More Goals	19-9
Scoring 2 or Fewer Goals	0-8
Allowing 4 or More Goals	6-16
Allowing 3 or Fewer Goals	13-1

Most Goals Scored	14 (3/11/54)
Most Goals Allowed	7 (two times, last 3/30/95)

GOLDEN GOPHERS ON NCAA ALL-TOURNAMENT TEAMS

1953 (2ND)

Jim Mattson, G
Tom Wegleitner, D
Dick Meredith, F

1954 (2ND)

Ken Yackel, Sr., D
John Mayasich, F

1961 (3RD)

Mike Larson, G

1971 (2ND)

Bruce McIntosh, D
Dean Blais, F

1974 (1ST)

Brad Shelstad, G (MOP)
Les Auge, D
Mike Polich, F

1975 (2ND)

Reed Larson, D
Warren Miller, F

1976 (1ST)

Tom Vannelli, F (MOP)

1979 (1ST)

Steve Janaszak, G (MOP)
Mike Ramsey, D
Eric Strobel, F
Steve Christoff, F

1981 (2ND)

Mike Knoke, D
Aaron Broten, F

1987 (3RD)

Corey Millen, F

1989 (2ND)

Jon Anderson, F
Todd Richards, D

2002 (1ST)

Grant Potulny, F (MOP)
Adam Hauser, G
John Pohl, F

2003 (1ST)

Thomas Vanek, F (MOP)
Travis Weber, G
Matt DeMarchi, D
Paul Martin, D

GOLDEN GOPHERS ON NCAA ALL-REGIONAL TEAMS

1994

Chris McAlpine, D

1995

Dan Trebil, D
Nick Checco, F

1997

Mike Crowley, D
Casey Hankinson, F

2002

Jordan Leopold, D
John Pohl, F (MOP)

2003

Matt DeMarchi, D
Keith Ballard, D
Grant Potulny, F
Thomas Vanek, F (MOP)

2004

Chris Harrington, D
Keith Ballard, D

2005

Evan Kaufmann, F
Garrett Smaagaard, F
Mike Vannelli, D
Kellen Briggs, G (MOP)

2007

Mike Carman, F
Mike Vannelli, D

2012

Kyle Rau, F
Nate Schmidt, D
Kent Patterson, G (MOP)

NCAA TITLES

1952	Michigan
1953	Michigan
1955	Michigan
1956	Michigan
1957	Colorado College
1958	Denver
1959	North Dakota
1960	Denver
1961	Denver
1962	Michigan Tech
1963	North Dakota
1964	Michigan
1965	Michigan Tech
1966	Michigan State
1968	Denver
1969	Denver
1973	Wisconsin
1974	Minnesota
1975	Michigan Tech

1976	Minnesota
1977	Wisconsin
1979	Minnesota
1980	North Dakota
1981	Wisconsin
1982	North Dakota
1983	Wisconsin
1987	North Dakota
1990	Wisconsin
1991	Northern Michigan
1997	North Dakota
2000	North Dakota
2002	Minnesota
2003	Minnesota
2004	Denver
2005	Denver
2006	Wisconsin
2011	Minnesota Duluth
2012	Boston College
2013	Yale

1974 NATIONAL CHAMPIONS



Row 1 (L-R) – Equipment Manager Dick Brown, John Matschke, John Perpich, Eric Lockwood, Team Captain Brad Shelstad, Bill Moen, Cal Cossalter, John Harris, Manager Dennis Cossalter.
Row 2 (L-R) – Dr. V. George Nagobads (team doctor), Brad Marrow, John Sheridan, Bruce Carlson, Doug Falls, Dick Spannbauer, Mike Phippen, Robby Harris, Les Auge, Tim Carlson, Athletics Director Paul Giel, Head Coach Herb Brooks.
Row 3 (L-R) – Tom Vannelli, Warren Miller, Tom Dahlheim, Joe Micheletti, Bill “Buzz” Schneider, Mike Polich, Pat Phippen, Manager David Gurovitsch.

1973-74 SEASON NOTES

- ▶ After starting the season 0-4-1, the Golden Gophers promptly put together a nine-game unbeaten streak (8-0-1).
- ▶ Minnesota was 13-1-2 in its final 16 home games at Williams Arena.
- ▶ Netminder Brad Shelstad, the last Golden Gopher goaltender to captain the team, was named NCAA Championship and team Most Valuable Performer after an outstanding senior season.
- ▶ Centers Mike Polich (19-33--52) and John Harris (17-27-44) led the team in scoring. Polich went on to a successful NHL career while Harris later enjoyed success in a different sports venue, winning the 1993 U.S. Amateur Golf Championship.
- ▶ Minnesota became the first team with a roster consisting only of Americans to win an NCAA Men's Hockey Championship in 25 years.

1974 NCAA CHAMPIONSHIP GAME

March 16, 1974
 Boston Garden • Boston, Mass.

Minnesota 4
 Michigan Tech 2

SCORING	1	2	3	OT	F
Minnesota	1	1	2	-	4
Michigan Tech	0	1	1	-	2

1ST PERIOD — Minn: Sheridan (Miller, Phippen), 15:26.
 2ND PERIOD — Minn: Perpich (Morrow, Polich), 3:24; MTU: Lyle (D'Alvise), 13:40.
 3RD PERIOD — Minn: R. Harris (Matschke), 4:45; Minn: Phippen (Sheridan), 17:17; MTU: Zuke (Steele, Stemler), 19:12.
 Shots on Goal: Minn 17-8-14--39, MTU: 11-10-3--24
 Goalies:
 Minn: Shelstad (24 shots, 22 saves)
 MTU: Quance (39 shots, 35 saves)
 Penalties: Minn 5-10, MTU 8-16
 Attendance: 7,164

1976 NATIONAL CHAMPIONS



Row 1 (L-R) – Jeff Tscherne, Joe Micheletti, Brad Morrow, Warren Miller, Captain Pat Phippen, Tom Vannelli, Tom Younghans, Bryan Fredrickson, Tom Mohr.

Row 2 (L-R) – Ken Yackel, Don Madson, Jim Boo, Russ Anderson, Head Coach Herb Brooks, Asst. Coach Brad Buetow, Trainer Gary Smith, Reed Larson, Mark Lambert, Tim Rainey, Steve Janaszak.

Row 3 (L-R) – Bob Fish, Tom Gorence, Rob Larson, Phil Verchota, Tony Dorn, Joe Baker, Bill Baker, Dan Bonk, Bruce Lind, Mark Conway.

1975-76 SEASON NOTES

- ▶ The team never won more than five straight games at any time, but never lost more than two consecutive games.
- ▶ The postseason included one of the most exciting games in Gopher hockey history, as Minnesota downed Michigan State 7-6 in triple overtime of the WCHA playoffs in East Lansing. Goaltender Jeff Tscherne set a Minnesota record that still stands by stopping 72 shots in the win.
- ▶ Tom Vannelli was named the NCAA Championship Most Valuable Performer after having a hand in five of the Golden Gophers' six goals against Michigan Tech.
- ▶ Gopher leading scorers were Vannelli (26-43--69) and Warren Miller (26-31--57).

1976 NCAA CHAMPIONSHIP GAME

*March 26, 1976
DU Arena • Denver, Colo.*

Minnesota 6
Michigan Tech 4

SCORING	1	2	3	OT	F
Minnesota	1	3	2	-	6
Michigan Tech	3	1	0	-	4

1ST PERIOD — MTU: W. Young (Joelson, Dempsey), 7:55; MTU: W. Young (Joelson, Decker), 10:36; MTU: Murray (Jessee), 11:31; Minn: Vannelli (Younghans, Phippen), 17:05, ppg.

2ND PERIOD — Minn: Micheletti (Larson, Vannelli), 2:55; Minn: Baker (Vannelli, Phippen), 10:26; Minn: Gorence (Larson), 12:47; MTU: Goddard (Roberts, Zuke), 19:24.

3RD PERIOD — Minn: Phippen (Vannelli, Larson), 8:37; Minn: Miller (Phippen, Vannelli), 19:30.

Shots on Goal: Minn 8-16-11--35, MTU: 12-3-9--24

Goalies:

Minn: Tscherne (12 shots, 9 saves); Mohr (12 shots, 11 saves)

MTU: Horsch (35 shots, 29 saves)

Penalties: Minn 5-10, MTU 8-16

Attendance: 5,311

1979 NATIONAL CHAMPIONS



Row 1 (L-R) – Steve Janaszak, Rob McClanahan, Joe Baker, Phil Verchota, Head Coach Herb Brooks, Captain Bill Baker, Athletic Director Paul Giel, Steve Christoff, Eric Strobel, Don Micheletti, Jim Jetland.

Row 2 (L-R) – Dave Terwilliger, Mike Greeder, Jeff Teal, Student Trainer Jim Mulcahy, Trainer Mike Bell, Asst. Coach Brad Buetow, Asst. Coach John Perpich, Asst. Coach Mike Foley, Student Manager Steve Tollund, Student Manager Fred Field, Mike Ramsey, Brad Doshan, Tim Harrer.

Row 3 (L-R) – Steve Ulseth, Neal Broten, Kevin Hartzell, Brian Zins, Jay Larson, Bob Bergloff, Steve Pepper, Peter Hayek, John Meredith, Wayne Larson, Bart Larson.

1978-79 SEASON NOTES

- ▶ The Golden Gophers were 18-3-1 in all games at Mariucci Arena.
- ▶ Team captain Bill Baker was named an All-American after scoring a then single-season record of 54 points by a defenseman. (That record was broken in 1995-96 by Mike Crowley.)
- ▶ Junior wings Steve Christoff led the team with 38 goals while Don Micheletti added 36.
- ▶ The Golden Gophers won 11 of 12 games from Nov. 24 through Jan. 6.
- ▶ Junior wing Tim Harrer led the team in power-play (13) and game-winning goals (7).

1979 NCAA CHAMPIONSHIP GAME

*March 23, 1979
Olympia Stadium • Detroit, Mich.*

Minnesota4
North Dakota3

SCORING	1	2	3	OT	F
Minnesota	3	0	1	-	4
North Dakota	1	1	1	-	3

1ST PERIOD — Minn: Christoff (Verchota), 4:11; Minn: Meredith (Strobel, Ulseth), 8:05; UND: Himmelright (Taylor, Maxwell), 17:10, pp; Minn: Baker (Micheletti, N. Broten), 19:22.

2ND PERIOD — UND: Maxwell (Eades, Taylor), 18:02.

3RD PERIOD — Minn: N. Broten (Christoff, Larson), 2:48; UND: Chorney (Burggraf, Taylor), 9:56.

Shots on Goal: Minn: 16-8-11--35, UND: 9-11-8--28
Goalies:


Minn: Janaszak (28 shots, 25 saves)

UND: Stankoven (16 shots, 13 saves), Iwabuchi (18 shots, 17 saves)

Penalties: Minn 5-10, UND 7-14

Attendance: 7,011

2002 NATIONAL CHAMPIONS



Row 1 (L-R) – Adam Hauser, Nick Angell, John Pohl, Jordan Leopold, Head Coach Don Lucia, Grant Potulny, Erik Wendell, Pat O’Leary, Justin Johnson.

Row 2 (L-R) – Dr. Richard Feist, Dr. Robert LaPrade, Athletic Trainer Tom Kiff, Goalie Coach Robb Stauber, Program Associate Mark Bahr, Asst. Coach Mike Guentzel, Asst. Coach Bob Motzko, Strength Coach Cal Dietz, Asst. Strength Coach Neil Rampe, Equipment Manager Harry Broadfoot, Media Relations John Romo, Student Manager Joel Gardner, Travis Weber.

Row 3 (L-R) – Brett MacKinnon, Garrett Smaagaard, Jon Waibel, Matt Koalska, Dan Welch, Troy Riddle, Nick Anthony, Chad Roberg, Keith Ballard, Jake Fleming.

Row 4 (L-R) – Mike Erickson, Paul Martin, Matt DeMarchi, Jeff Taffe, Barry Tallackson, Joey Martin, Judd Stevens, Jerrid Reinholz.

2001-02 SEASON NOTES

- ▶ The Golden Gophers went the entire season without suffering consecutive losses.
- ▶ Senior captains Jordan Leopold and John Pohl were named first-team All-Americans. Leopold became Minnesota’s fourth Hobey Baker Award winner.
- ▶ Pohl led the nation in scoring with 27 goals and 52 assists. Pohl and junior Jeff Taffe led the country with 14 power-play goals apiece.
- ▶ Leopold broke the single-season school record for goals by a defenseman with 20.
- ▶ Senior Adam Hauser became the WCHA’s all-time leader with 83 career wins and 151 games played.
- ▶ The 19,324 people that attended the NCAA Championship game was the largest crowd to ever witness a hockey game in the state of Minnesota.

2002 NCAA CHAMPIONSHIP GAME

*April 6, 2002
Xcel Energy Center • St. Paul, Minn.*

Minnesota **4**
Maine **3**

SCORING	1	2	3	OT	F
Maine	0	1	2	0	3
Minnesota	1	1	1	1	4

1ST PERIOD — Minn: Ballard (Riddle, Angell), 7:18, ppg.

2ND PERIOD — Maine: Schutte (Metcalf, Dimitrakos), 4:47, ppg; Minn: Pohl (Anthony, Angell), 5:38.

3RD PERIOD — Maine: Schutte 2 (Ryan, Jackson), 1:17; Maine: Liscak (Dimitrakos), 15:27; Minn: Koalska (Riddle, Pohl), 19:07, 6x5.

OVERTIME — Minn: Potulny (Pohl, Leopold), 16:58, ppg.

Shots on Goal: Maine: 11-13-16-5--45, Minn: 11-8-9-7--35
Goalies:


Maine: Yeats (35 shots, 31 saves)

Minn: Hauser (45 shots, 42 saves)

Penalties: Maine 7-14, Minn 5-10

Attendance: 19,324

2003 NATIONAL CHAMPIONS



Row 1 (L-R) – Justin Johnson, Matt Koalska, Matt DeMarchi, Nick Anthony, Grant Potulny, Paul Martin, Chad Roberg, Troy Riddle, Travis Weber.
Row 2 (L-R) – Dr. Richard Feist, Dr. Robert LaPrade, Student Trainer Todd Gaddie, Athletic Trainer Tom Kiff, Program Associate Mark Bahr, Asst. Coach Bob Motzko, Head Coach Don Lucia, Asst. Coach Mike Guentzel, Goalie Coach Robb Stauber, Strength Coach Cal Dietz, Equipment Manager Harry Broadfoot, Media Relations John Romo, Student Manager Joel Gardner, Dustin Smieja.
Row 3 (L-R) – Jake Fleming, Garrett Smaagaard, Jon Waibel, P.J. Atherton, Andy Serlich, Brett MacKinnon, Keith Ballard, Tyler Hirsch.
Row 4 (L-R) – Jerrid Reinholz, Judd Stevens, Peter Kennedy, Joey Martin, Barry Tallackson, Thomas Vanek, Gino Guyer, Chris Harrington.

2002-03 SEASON NOTES

- ▶ For the second straight year, Minnesota went the entire season without suffering consecutive losses
- ▶ Thomas Vanek became the first freshman since 1969-70 to lead the team in scoring with 31 goals and 31 assists.
- ▶ Vanek was the nation's leading rookie scorer and finished one goal shy of John Mayasich's freshman school record of 32.
- ▶ The team finished 16-2-4 after junior captain Grant Potulny returned to the lineup after missing 22 games with a fractured ankle.
- ▶ Junior Paul Martin was named a second-team All-American after collecting nine goals and 30 assists.
- ▶ Matt DeMarchi was the lone senior in the lineup for the NCAA Championship game vs. New Hampshire.

2003 NCAA CHAMPIONSHIP GAME

*April 12, 2003
 HSBC Arena • Buffalo, N.Y.*

Minnesota	5
New Hampshire	1

SCORING	1	2	3	OT	F
New Hampshire	1	0	0	-	1
Minnesota	1	0	4	-	5

1ST PERIOD — Minn: DeMarchi (Smaagaard), 10:58, ppg; UNH: Collins (Martz, Aikins), 19:41, ppg.

2ND PERIOD — No Scoring.

3RD PERIOD — Minn: Vanek (Koalska, Riddle), 8:14; Minn: Waibel (Vanek), 11:25; Minn: Tallackson (Guyer, Harrington), 13:34, ppg; Minn: Tallackson 2 (Potulny), 18:31, eng.

Shots on Goal: UNH: 7-9-11--27, Minn: 16-14-15--45

Goalies:

UNH: Ayers (44 shots, 40 saves)

Minn: Weber (27 shots, 26 saves)

Penalties: UNH 6-12, Minn 6-12

Attendance: 18,759

ALL-WCHA SELECTIONS

FIRST TEAM

Player, Pos.	Year
Jim Mattson, G	1952-53
Tom Wegleitner, D	1952-53
John Mayasich, F	1952-53
Dick Dougherty, F	1952-53
Jim Mattson, G	1953-54
John Mayasich, F	1953-54
Dick Dougherty, F	1953-54
Ken Yackel, D	1953-54
John Mayasich, F	1954-55
Ken Yackel, D	1954-55
Ken Yackel, D	1955-56
Jack McCartan, G	1956-57
Jack McCartan, G	1957-58
Lou Nanne, D	1962-63
Doug Woog, F	1964-65
Gary Gambucci, F	1967-68
Murray McLachlan, G	1968-69
Murray McLachlan, G	1969-70
Brad Shelstad, G	1973-74
Mike Polich, F	1974-75
Reed Larson, D	1975-76
Bill Baker, D	1978-79
Tim Harrer, F	1979-80
Steve Ulseth, F	1980-81
Neal Broten, F	1980-81
Aaron Broten, F	1980-81
Scott Bjugstad, F	1982-83
Bryan Erickson, F	1982-83
Tom Rothstein, F	1983-84
Pat Micheletti, F	1984-85
John Blue, G	1985-86
Robb Stauber, G	1987-88
Randy Skarda, D	1987-88
Tom Chorske, F	1988-89
Peter Hankinson, F	1989-90
Larry Olimb, F	1991-92
Chris McAlpine, D	1993-94
Brian Bonin, F	1994-95
Brian Bonin, F	1995-96
Mike Crowley, D	1995-96
Mike Crowley, D	1996-97
Steve DeBus, G	1996-97
Jordan Leopold, D	2000-01
Jordan Leopold, D	2001-02
John Pohl, F	2001-02
Keith Ballard, D	2003-04
Ryan Potulny, F	2005-06
Alex Goligoski, D	2006-07
Ryan Stoa, F	2008-09
Nick Bjugstad, F	2011-12
Kent Patterson, G	2011-12
Nate Schmidt, D	2012-13

SECOND TEAM

Player, Pos.	Year
John Mayasich, F	1951-52
Gene Campbell, F	1952-53

Robert (Mike) Pearson, D	1957-58
Dick Burg, F	1957-58
Craig Falkman, F	1963-64
John Lothrop, G	1965-66
Gary Gambucci, F	1965-66
Dick Paradise, D	1967-68
Bill Klatt, F	1967-68
Wally Olds, D	1969-70
Wally Olds, D	1970-71
Les Auge, D	1974-75
Steve Christoff, F	1977-78
Steve Christoff, F	1978-79
Bryan Erickson, F	1981-82
Tony Kellin, D	1983-84
John Blue, G	1984-85
Corey Millen, F	1984-85
Pat Micheletti, F	1985-86
Corey Millen, F	1985-86
Todd Richards, D	1986-87
Corey Millen, F	1986-87
Todd Richards, D	1987-88
Robb Stauber, G	1988-89
Todd Richards, D	1988-89
Dave Snuggerud, F	1988-89
Larry Olimb, F	1990-91
Doug Zmolek, D	1991-92
Travis Richards, D	1991-92
Jeff Stolp, G	1991-92
Travis Richards, D	1992-93
Jeff Nielsen, F	1993-94
Dan Trebil, D	1995-96
Reggie Berg, F	1997-98
John Pohl, F	1999-2000
Dylan Mills, D	1999-2000
Jordan Leopold, D	1999-2000
Erik Westrum, F	2000-01
Paul Martin, D	2001-02
Thomas Vanek, F	2002-03
Paul Martin, D	2002-03
Keith Ballard, D	2002-03
Thomas Vanek, F	2003-04
Alex Goligoski, D	2005-06
Mike Vannelli, D	2006-07
Kyle Okposo, F	2006-07
Jordan Schroeder, F	2008-09
Kent Patterson, G	2010-11
Nate Schmidt, D	2011-12
Erik Hauila, F	2012-13

THIRD TEAM

Player, Pos.	Year
Ryan Kraft, F	1996-97
Wyatt Smith, F	1997-98
Wyatt Smith, F	1998-99
Jordan Leopold, D	1998-99
Erik Westrum, F	1999-2000
Adam Hauser, G	2000-01
Jeff Taffe, F	2001-02
Troy Riddle, F	2002-03

Danny Irmen, F	2004-05
Ryan Potulny, F	2004-05
Chris Harrington, D	2005-06
Danny Irmen, F	2005-06
Blake Wheeler, F	2007-08
Nick Bjugstad, F	2012-13
Adam Wilcox, G	2012-13

HONORABLE MENTION

Player, Pos.	Year
Paul Ostby, G	1981-82
Scott Bjugstad, F	1981-82
Tom Hirsch, D	1981-82
David Jensen, D	1982-83
Steve Griffith, F	1982-83
Tom Hirsch, D	1982-83
Frank Pietrangelo, G	1982-83
Paul Butters, G	1982-83
Pat Micheletti, F	1983-84
Gary Shopek, D	1983-84
Mike Vacanti, G	1983-84
Mike Guentzel, D	1983-84
Kurt Larson, D	1983-84
Jeff Larson, F	1983-84
Tony Kellin, D	1984-85
Tom Parenteau, D	1984-85
Mike Guentzel, D	1984-85
Rick Erdall, F	1984-85
Tony Kellin, D	1985-86
Frank Pietrangelo, G	1985-86
Wally Chapman, F	1985-86
Todd Okerlund, F	1985-86
Gary Shopek, D	1985-86
Gary Shopek, D	1986-87
John Blue, G	1986-87
Steve MacSwain, F	1986-87
Dave Snuggerud, F	1986-87
Jay Cates, F	1987-88
Peter Hankinson, F	1987-88
Lance Pitlick, D	1988-89
Randy Skarda, D	1988-89
Ken Gernander, F	1989-90
Larry Olimb, D/F	1989-90
Tom Pederson, D	1989-90
Jeff Stolp, G	1990-91
Tom Pederson, D	1990-91
Doug Zmolek, D	1990-91
Travis Richards, D	1990-91
Grant Bischoff, F	1990-91
Ben Hankinson, F	1990-91
Trent Klatt, F	1991-92
Craig Johnson, F	1991-92
Darby Hendrickson, F	1991-92
Craig Johnson, F	1992-93
Chris McAlpine, D	1992-93
Brian Bonin, F	1993-94
Dan Trebil, D	1993-94
Justin McHugh, F	1994-95
Dan Trebil, D	1994-95

WCHA AWARDS

Mike Crowley, D	1994-95	Murray McLachlan, G	1967-68
Jeff Callinan, G	1994-95	Aaron Broten, F	1979-80

ROOKIE TEAM

Player, Pos.	Year
Craig Johnson, F	1990-91
Chris McAlpine, D	1990-91
Darby Hendrickson, F	1991-92
Steve Magnusson, F	1991-92
Brian Bonin, F	1992-93
Ryan Kraft, F	1994-95
Mike Crowley, D	1994-95
Erik Rasmussen, F	1995-96
Steve DeBus, G	1995-96
Dave Spehar, F	1996-97
Ben Clymer, D	1996-97
Jordan Leopold, D	1998-99
Grant Potulny, F	2000-01
Troy Riddle, F	2000-01
Paul Martin, D	2000-01
Keith Ballard, D	2001-02
Thomas Vanek, F	2002-03
Chris Harrington, D	2002-03
Alex Goligoski, D	2004-05
Phil Kessel, F	2005-06
Erik Johnson, D	2006-07
Kyle Okposo, F	2006-07
Cade Fairchild, D	2007-08
Jordan Schroeder, F	2008-09
Kyle Rau, F	2011-12

MVP/PLAYER OF THE YEAR

From 1960-81, the league's MVP award was administered by the *Denver Post*. Since 1981, it has been selected through balloting of coaches, players, sports information directors and media. In 1992, the MVP designation was changed to WCHA Player of the Year.

Player, Pos.	Year
Lou Nanne, D	1962-63
Murray McLachlan, G	1968-69
Murray McLachlan, G	1969-70
Mike Polich, F (co)	1974-75
Tim Harrer, F	1979-80
Steve Ulseth, F	1980-81
Robb Stauber, G	1987-88
Brian Bonin, F	1994-95
Brian Bonin, F	1995-96
Mike Crowley, D	1996-97

ROOKIE OF THE YEAR

The WCHA Rookie of the Year has been presented under three different criteria since 1960. From 1959-69, freshmen were not allowed to play in the WCHA and the rookie award went to the top sophomore. From 1970-90, the award was known as the Freshman of the Year. In 1990, the WCHA adopted the Rookie of the Year Award for the top first-year player.

Player, Pos.	Year
Gary Gambucci, F	1965-66

Darby Hendrickson, F	1991-92
Mike Crowley, D	1994-95
Thomas Vanek, F	2002-03
Phil Kessel, F	2005-06
Jordan Schroeder, F	2008-09

DEFENSIVE PLAYER OF THE YEAR

Player, Pos.	Year
Jordan Leopold, D	2000-01
Jordan Leopold, D	2001-02
Alex Goligoski, D	2006-07

GOALTENDER OF THE YEAR

The WCHA Goaltender of the Year Award was created in 1987 and presented for two seasons before being discontinued in voting by the membership following the 1988-89 season.

Player, Pos.	Year
Robb Stauber	1987-88
Robb Stauber	1988-89

STUDENT-ATHLETE OF THE YEAR

First presented in 1986-87, the WCHA Student-Athlete of the Year Award is based on a combination of academics, sportsmanship and athletic ability. Each school nominated one player from their team with the winner selected in a voting of member institutions.

Player, Pos.	Year
Justin McHugh, F	1994-95
Dan Trebil, D	1995-96

COACH OF THE YEAR

Player, Pos.	Year
Glen Sonmor	1969-70
Herb Brooks	1973-74
Brad Buetow	1979-80
Doug Woog	1989-90
Don Lucia (co)	2005-06

MARIUGG CLASSIC

1991-92

Bowling Green 5, Boston College 3
Minnesota 5, Providence 2
3rd - Providence 5, Boston College 3

Champ - Minnesota 6, Bowling Green 5 (ot)

1992-93

St. Lawrence 7, Ill.-Chicago 1
Ferris State 6, Minnesota 4
3rd - Ill.-Chicago 3, Minnesota 2

Champ - Ferris State 6, St. Lawrence 4

1993-94

Lake Superior State 2, Maine 1
Minnesota 5, Cornell 2
3rd - Maine 4, Cornell 1

Champ - Lake Superior State 4, Minnesota 3 (ot)

1994-95

Minnesota 6, Yale 2
Boston University 5, Western Michigan 2
3rd - Western Michigan 5, Yale 2

Champ - Boston University 4, Minnesota 3 (ot)

1995-96

Bowling Green 3, New Hampshire 2
Minnesota 5, Harvard 2
3rd - New Hampshire 8, Harvard 3

Champ - Minnesota 3, Bowling Green 2

1996-97

Miami (OH) 3, Clarkson 0
Minnesota 4, Boston College 2
3rd - Clarkson 7, Boston College 4

Champ - Minnesota 7, Miami (OH) 4

1997-98

Northeastern 4, Notre Dame 2
Minnesota 6, Brown 3
3rd - Notre Dame 5, Brown 1

Champ - Northeastern 4, Minnesota 2

1998-99

Boston University 2, Ohio State 1
Princeton 4, Minnesota 1
3rd - Ohio State 6, Minnesota 5

Champ - Princeton 3, Boston University 0

1999-2000

Northern Michigan 3, UMass-Amherst 0
Minnesota 5, Harvard 2
3rd - UMass-Amherst 4, Harvard 2

Champ - Minnesota 6, Northern Michigan 2

2000-01

Lake Superior State 4, Bemidji State 2
Minnesota 3, Union 2
3rd - Bemidji State 1, Union 1 (BSU wins shootout)

Champ - Minnesota 5, Lake Superior State 4

2001-02

Providence 4, Western Michigan 1
Minnesota 3, Ferris State 2
3rd - Western Michigan 6, Ferris State 3

Champ - Minnesota 6, Providence 1

2002-03

Boston College 6, Bowling Green 5
Minnesota 7, Yale 3
3rd - Yale 5, Bowling Green 1

Champ - Minnesota 2, Boston College 1 (ot)

2003-04

New Hampshire 3, Miami (OH) 1
Minnesota 9, Princeton 0
3rd - Miami (OH) 5, Princeton 3

Champ - Minnesota 4, New Hampshire 2

2004-05

Northern Michigan 0, Harvard 0 (ot, NMU wins shootout 3-2)
Minnesota 6, Merrimack 2
3rd - Merrimack 6, Harvard 4

Champ - Minnesota 4, Northern Michigan 1

2005-06

UMass-Lowell 5, Canisius 4
Minnesota 8, Union 0
3rd - Union 2, Canisius 0

Champ - Minnesota 5, UMass-Lowell 4

2006-07

Ferris State 1, Massachusetts 1 (ot, FSU wins shootout 3-1)
Minnesota 3, Alabama-Huntsville 1
3rd - Alabama-Huntsville 5, Massachusetts 2

Champ - Minnesota 5, Ferris State 2

2007-08

Boston College 8, Air Force 2
Rochester Inst. of Tech. 4, Minnesota 3
3rd - Minnesota 2, Air Force 2 (ot, MINN wins shootout 2-0)

Champ - Boston College 6, Rochester Inst. of Tech. 0

2008-09

Northeastern 3, Western Michigan 1
Minnesota 6, Brown 2
3rd - Brown 1, Western Michigan 1 (ot)

Champ - Minnesota 3, Northeastern 2 (ot)

2009-10

Northern Michigan 4, Clarkson 0
Minnesota 3, Bowling Green 1
3rd - Bowling Green 4, Clarkson 3

Champ - Northern Michigan 4, Minnesota 2

2010-11

Bemidji State 3, Ferris State 2
Union 3, Minnesota 2 (OT)
Minnesota 2, Ferris State 2 (OT)*

Champ - Bemidji State 3, Union 1

*Bemidji State won the event with 2-0-0 record. Union finished 1-1-0 while Minnesota and Ferris State were 0-1-1.

2011-12

Northeastern 3, Princeton 3 (NU wins shootout)
Minnesota 5, Niagara 1
3rd - Princeton 3, Niagara 3

Champ - Northeastern 3, Minnesota 2

2012-13

Minnesota 4, Air Force 0
Boston College 5, Alabama-Huntsville 2
3rd - Air Force 6, Alabama-Huntsville 1

Champ - Minnesota 8, Boston College 1

MARIUCCI CLASSIC ALL-TOURNAMENT TEAMS

1991-92

G-Angelo Libertucci (BGU), D-Travis Richards (MN), Rob Gaudreau (P), F-Trent Klatt (MN), Larry Olimb (MN), Martin Jiranek (BGU), MVP-Olimb

1992-93

G-Pat Mazzoli (FSU), D-Daryl Filipek (FSU), Dan Chaput (FSU), F-Mike May (FSU), Brian McCarthy (SLU), Joe Dziedzic (MN), MVP-Mazzoli

1993-94

G-Blaine Lacher (LSSU), D-Jason Weinrich (ME), Chris McAlpine (MN), F-Jeff Nielsen (MN), Tony Bianchi (MN), Kurt Miller (LSSU), MVP-Miller

1994-95

G-Brian Renfrew (WMU), D-Dan Trebil (MN), Rich Brennan (BU), F-Ryan Kraft (MN), Brian Bonin (MN), Chris O'Sullivan (BU), MVP-O'Sullivan

1995-96

G-Steve DeBus (MN), D-Mike Crowley (MN), Todd Hall (UNH), Eric Nickulas (UNH), Brian Bonin (MN), Brad Holzinger (BGU), MVP-DeBus

1996-97

G-Steve DeBus (MN), D-Mike Crowley (MN), Josh Harrold (MIA), F-Tim Leahy (MIA), Todd White (C), Casey Hankinson (MN), MVP-Hankinson

1997-98

G-Marc Robitaille (NE), D-Mike Jozefowicz (NE), Aaron Toews (NE), F-Casey Hankinson (MN), Brian Urick (UND), Roger Holeczy (NE), MVP-Robitaille

1998-99

G-Michel Larocque (BU), D-Steve Shirreffs (PU), Jackson Heglund (PU), F-Syl Apps (PU), Eric Meloche (OSU), Jeff Halpern (PU), MVP-Apps

1999-2000

G-Adam Hauser (MN), D-Sean Connelly (NMU), Jimmy Jackson (NMU), Erik Westrum (MN), John Pohl (MN), J.P. Vigier (NMU), MVP-Hauser

2000-01

G-Brandon Snee (Union), D-Jordan Leopold (MN), D-Todd Knox (LSSU), Mike Vigilante (LSSU), Erik Westrum (MN), John Pohl (MN), MVP-Westrum

2001-02

G-Travis Weber (MN), D-Regan Kelly (PC), D-Paul Martin (MN), F-Dana Lattery (WMU), F-Jeff Taffe (MN), F-John Pohl (MN), MVP-Pohl

2002-03

G-Travis Weber (MN), D-Paul Martin (MN), D-J.D. Forrest (BC), F-Ryan Murphy (BC), F-D'Arcy McConvey (BGSU), F-Thomas Vanek (MN), MVP-Weber

2003-04

G-Mike Ayers (UNH), D-Keith Ballard (MN), D-Jake Taylor (MN), F-Matt Koalska (MN), F-Preston Callander (UNH), F-Derek Edwardson (Miami), MVP-Koalska

2004-05

G-Kellen Briggs (MN), D-Jeff Caron (MC), D-Chris Harrington (MN), F-Darin Olver (NMU), F-Ryan Potulny (MN), F-Tyler Hirsch (MN), MVP-Hirsch

2005-06

G-Kellen Briggs (MN), D-Alex Goligoski (MN), D-Derek Peltier (MN), F-Ryan Potulny (MN), F-Mike Howe (MN), F-Bobby Robins (UML), MVP-Potulny

2006-07

G-Kellen Briggs (MN), D-Alex Goligoski (MN), D-Derek Peltier (MN), F-Blake Wheeler (MN), F-Jim O'Brien (MN), F-Kevin Morrison (UAH), MVP-Goligoski

2007-08

G-John Muse (BC), D-Anthony Aiello (BC), Nick Petrecki (BC), F-Nathan Gerbe (BC), Ben Smith (BC), Matt Smith (RIT), MVP- Gerbe

2008-09

G-Brad Thiessen (NU), D-Aaron Ness (MN), Louis Liotti (NU), F-Wade McLoed (NU), Justin Bostrom (MN), Patrick White (MN), MVP- Ness

2009-10

G-Brian Stewart (NMU), D-Erik Gustafsson (NMU), Cade Farchild (MN) F-Ray Kaunisto (NMU), Mark Olver (NMU), Mike Hoeffel (MN), MVP- Stewart

2010-11

G-Dan Bakala (BSU), D-Sam Rendle (BSU), Brett Wysopal (FSU), F-Jordan George (BSU), Matt Read (BSU), Josh Jooris (Union), MVP- Bakala

2011-12

G-Chris Rawlings (NU), D-Nate Schmidt (MN), Anthony Bitteto (NU), F-Jake Hansen (MN), Braden Pimm (NU), Vinny Saponari (NU), MVP- Pimm

2012-13

G-Adam Wilcox(MN), D-Nate Schmidt (MN), Jake Parenteau (MN), F-Nick Bjurgsrud (MN), Kyle Rau (MN), Erik Haula (MN), MVP- Wilcox

MARIUCCI CLASSIC RECORDS

Most Goals

- 14 Boston College - 2007
- 13 Minnesota - 2005
Minnesota - 2003
- 12 Minnesota - 2012
Ferris State - 1992

Most Goals Against

- 14 Princeton - 2003
- 13 Harvard - 1995
- 11 Alabama - Huntsville
Bowling Green - 2002
Brown - 1997
Boston College - 1996
Yale - 1994

Fewest Goals Against

- 1 Minnesota - 2012
Princeton - 1998
- 2 Northern Michigan - 2010
Boston College - 2007
Minnesota - 2003
- 3 Bemidji State - 2010
Minnesota - 2006
Minnesota - 2004
Minnesota - 2001
Maine - 1993
- 4 10 times

TEAM — SINGLE GAME

Most Shots on Goal

- 53 Miami vs. Clarkson, 12/27/96
- 50 Minnesota vs. Providence, 12/29/01
Minnesota vs. Bowling Green, 12/22/91
Minnesota vs. Northern Michigan, 1/3/10
- 49 Minnesota vs. UMass-Lowell, 12/30/05
- 48 Minnesota vs. Alabama-Huntsville, 12/29/06
Minnesota vs. New Hampshire, 12/21/03
Minnesota vs. Union, 12/29/00
- 47 Minnesota vs. Ohio State, 12/28/98
Minnesota vs. Brown, 12/27/97
- 46 Minnesota vs. Yale, 12/30/94
- 45 Miami vs. Princeton, 12/21/03
Bowling Green vs. Yale, 12/28/02
Notre Dame vs. Brown, 12/28/97
Boston University vs. Western Michigan, 12/30/94

Fewest Shots on Goal

- 12 Princeton vs. Minnesota, 12/20/03
Canisius vs. Union, 12/30/05
- 15 Brown vs. Minnesota, 1/2/09
Bemidji State vs. Lake Superior State, 12/29/00
Union vs. Minnesota, 12/29/00
- 16 Massachusetts vs. Northern Michigan, 12/29/99
Harvard vs. Minnesota, 12/29/95
Providence vs. Minnesota, 12/21/91
- 17 Miami vs. New Hampshire, 12/20/03
Boston College vs. Providence, 12/22/91
- 18 Princeton vs. Miami, 12/21/03
Cornell vs. Maine, 1/2/94

Bowling Green vs. Minnesota, 12/22/91

Most Goals

- 9 Minnesota vs. Princeton, 12/20/03
- 8 Minnesota vs. Boston College, 12/30/12
Boston College vs. Air Force, 12/29/07
Minnesota vs. Union, 12/29/05
New Hampshire vs. Harvard, 12/30/95
- 7 Minnesota vs. Yale, 12/27/02
St. Lawrence vs. Illinois-Chicago, 1/2/93
Minnesota vs. Miami, 12/28/96
Clarkson vs. Boston College, 12/28/96

Most Power-Play Opportunities

- 13 Minnesota vs. Northeastern, 12/28/97 (1-13)
- 12 Northeastern vs. Minnesota 12/31/11 (2-12)
- 11 Minnesota vs. Union, 12/29/05 (5-11)
St. Lawrence vs. Ferris State, 1/3/93 (1-11)
- 10 Minnesota vs. Illinois-Chicago, 1/3/93 (1-10)
Minnesota vs. Providence, 12/21/91 (3-10)
- 9 Union vs. Canisius, 12/30/05 (0-9)

Most Power-Play Goals

- 5 Minnesota vs. Union, 12/29/05 (5-11)
- 4 Merrimack vs. Harvard, 12/23/04 (4-5)
- 3 Western Michigan vs. Ferris State, 12/29/01 (3-6)
Massachusetts vs. Harvard, 12/30/99 (3-4)
Minnesota vs. Brown, 12/27/99 (3-5)
Boston Univ. vs. Western Michigan, 12/30/94 (3-6)
Minnesota vs. Providence, 12/21/91 (3-10)
Minnesota vs. Bowling Green, 12/22/91 (3-7)

Most Penalties

- 23 Illinois-Chicago vs. Minnesota, 1/3/93
- 21 Northeastern vs. Minnesota, 12/28/97
- 17 Minnesota vs. Illinois-Chicago, 1/3/93
- 16 Northern Michigan vs. Minnesota, 12/23/04
Union vs. Minnesota, 12/29/00
- 15 Union vs. Minnesota, 12/29/05
Ferris State vs. St. Lawrence, 1/3/93
- 13 Minnesota vs. Northern Michigan, 12/23/04
Minnesota vs. Union, 12/29/00
Brown vs. Minnesota, 12/27/99
Lake Superior State vs. Minnesota, 1/2/94
Providence vs. Minnesota, 12/21/91
Minnesota vs. Northeastern, 12/31/11

Most Penalty Minutes

- 67 Northern Michigan vs. Minnesota, 12/23/04
- 53 Minnesota vs. Northern Michigan, 12/23/04
- 49 Union vs. Minnesota, 12/29/05
- 47 Illinois-Chicago vs. Minnesota, 1/3/93
- 42 Northeastern vs. Minnesota, 12/28/97
- 40 Union vs. Minnesota, 12/29/00
- 38 Ferris State vs. St. Lawrence, 1/3/93
- 34 Minnesota vs. Union, 12/29/00
Minnesota vs. Illinois-Chicago, 1/3/93
- 30 Illinois-Chicago vs. St. Lawrence, 1/2/93
- 28 Boston College vs. Providence, 12/22/91

INDIVIDUAL — SINGLE GAME

Most Goals

- 3 Mike Howe (MINN) vs. Union, 12/29/05
Dana Lattery (WMU) vs. Ferris State, 12/29/01
Ryan Kraft (MINN) vs. Yale, 12/30/94
- 2 43 times
Last: Braden Pimm (NE) vs. Princeton, 12/30/11

Most Assists

- 4 Jeff Caron (Merrimack) vs. Harvard, 12/23/04
- 3 Mark Olver (NMU) vs. Minnesota, 1/3/10
Nathan Gerbe (BC) vs. Air Force, 12/29/07
Elias Godoy (UML) vs. Minnesota, 12/30/05
Ben Gordon (MINN) vs. Merrimack, 12/22/04
Mike Kompon (Miami) vs. Princeton, 12/21/03
J.D. Forrest (BC) vs. BGSU, 12/27/02
Wyatt Smith (MINN) vs. Brown, 12/27/97
Steve Noble (Notre Dame) vs. Brown, 12/28/97
Casey Hankinson (MINN) vs. Miami, 12/28/96
Brian Bonin (MINN) vs. Yale, 12/30/94
Tony Bianchi (MINN) vs. Cornell, 12/31/93
Mike Latendresse (Maine) vs. Cornell, 1/2/94
Peter Holmes (BGSU) vs. BC, 12/21/91

Most Points

- 4 Nathan Gerbe (BC) vs. Air Force, 12/29/07
Jeff Caron (Merrimack) vs. Harvard, 12/23/04
Dana Lattery (WMU) vs. Ferris State, 12/29/01
John Pohl (MINN) vs. Providence, 12/29/01
Wyatt Smith (MINN) vs. Brown, 12/27/97
Steve Noble (Notre Dame) vs. Brown, 12/28/97
Casey Hankinson (MINN) vs. Miami, 12/28/96
Martin Jiranek (BGSU) vs. BC, 12/21/91
Peter Holmes (BGSU) vs. BC, 12/21/91
- 3 42 times
Last: Jake Hansen (MINN) vs. Niagara, 12/30/11

Most Penalties

- 6 Lane Caffaro (Union) vs. MINN, 12/29/05
- 4 Randy Drohan (UMASS) vs. NMU, 12/29/99
Scott Campbell (NE) vs. MINN, 12/28/97

Most Penalty Minutes

- 31 Lane Caffaro (Union) vs. MINN, 12/29/05
- 20 Roger Leonard (BGSU) vs. Yale, 12/28/02
- 15 Ben Gordon (MINN) vs. NMU, 12/23/04
Geoff Waugh (NMU) vs. MINN, 12/23/04
- 14 Nathan Oystriick (NMU) vs. MINN, 12/23/04
Kris Goodjohn (Union) vs. MINN, 12/29/00
John Pohl (MINN) vs. MINN, 12/29/00

Most Power-play Goals

- 2 Dave Spehar (MINN) vs. Brown, 12/27/97
Ryan Kraft (MINN) vs. Miami, 12/28/96
Ryan Kraft (MINN) vs. Yale, 12/30/94
Martin Jiranek (BGSU) vs. BC, 12/21/91
Trent Klatt (MINN) vs. Providence, 12/21/91

Most Shorthanded Goals

- 1 17 times
Last: Nate Condon (MINN) vs. Northeastern, 12/31/11

Most Saves

- 50 Dan Murphy (Clarkson) vs. Miami, 12/27/96
- 48 Brian Stewart (NMU) vs. MINN, 1/3/10
- 45 Marc Narduzzi (UAH) vs. MINN, 12/29/06
Brandon Snee (Union) vs. MINN, 12/29/00
- 44 Peter Vetri (UML) vs. MINN, 12/30/05
Mike Ayers (UNH) vs. MINN, 12/21/03
Josh Gartner (Yale) vs. BGSU, 12/28/02
Nolan Schaefer (Providence) vs. MINN, 12/29/01
Angelo Libertucci (BGSU) vs. MINN, 12/22/91
- 43 Mike Clemente (Brown) vs. WMU, 1/3/09
- 42 Jeff Maund (Ohio St.) vs. MINN, 12/28/98
- 41 Scott Stirling (Brown) vs. MINN, 12/27/97
- 40 Eric Lerouw (Princeton) vs. Miami, 12/21/03
Adam Hauser (MINN) vs. NMU, 12/30/99
Marc Robitaille (NE) vs. MINN, 12/28/97
Todd Sullivan (Yale) vs. MINN, 12/30/94
Brian Renfrew (WMU) vs. BU, 12/30/94

Fewest Saves

- 1 Dave McTavish (SLU) vs. UIC, 1/2/93
- 4 B.J. Sklapsky (Princeton) vs. MINN, 12/20/03
Tripp Tracy (Harvard) vs. UNH, 12/30/95
- 6 Mike Brown (Ferris State) vs. WMU, 12/29/01
Tom Newman (MINN) vs. Ferris State, 1/2/93
- 8 Dan Meyers (UMass) vs. UAH, 12/30/06
Tim Kelleher (BC) vs. BGSU, 12/27/02
Steve DeBus (MINN) vs. Brown, 12/27/97
Blair Allison (Maine) vs. LSSU, 12/30/93
- 9 Trevor Clay (Princeton) vs. MINN, 12/20/03
Peter Cohen (Yale) vs. MINN, 12/27/02
- 10 Jeff Featherstone (UIC) vs. SLU, 1/2/93

ALL-TIME COACHES

ALL-TIME COACHES



I.D. MacDonald
1922-23



Emil Iverson
1923-30



Frank Pond
1930-35



Larry Armstrong
1936-47



Doc Romnes
1947-52



Marsh Ryman
1955-56



John Mariucci
1952-66



Glen Sonmor
1966-71



Ken Yackel Sr.
1971-72



Herb Brooks
1972-79



Brad Buetow
1980-85



Doug Woog
1985-99



Mike Guentzel
1995-97



Don Lucia
1999-

ALL-TIME COACHING RECORDS

YEARS	COACH	W-L-T	PCT	YEARS	COACH	W-L-T	PCT
1922-23	I.D. MacDonald	6-3-1	.650	1971-72	Ken Yackel Sr. *	7-17-0	.292
1923-24 – 1929-30	Emil Iverson	82-20-11	.774	1972-73 – 1978-79	Herb Brooks	167-97-18	.624
1930-31 – 1934-35	Frank Pond	46-24-4	.649	1979-80 – 1984-85	Brad Buetow	171-75-8	.689
1935-36 – 1946-47	Larry Armstrong	125-54-10	.688	1995-97	Mike Guentzel *	2-1-0	.667
1947-48 – 1951-52	Doc Romnes	53-59-0	.473	1985-86 – 1998-99	Doug Woog	390-187-40	.665
1955-56	Marsh Ryman *	16-12-1	.569	1999-2000 –	Don Lucia	344-182-59	(.638)
1952-56 – 1956-66	John Mariucci	197-138-18	.584				
1966-67 – 1971	Glen Sonmor	77-80-6	.491				

* Interim Coach



JOHN MARIUCCI

Mariucci took a team that had gone 13-13 the previous year all the way to the NCAA Championship game. His team was 23-6 that season, and he was awarded Coach of the Year honors. It was the first of many such honors.

The streets of the small iron-ore mining town of Eveleth, Minn., in the 1920s were full of stick-wielding young boys chasing around a frozen chunk of manure. Of course, this was hockey at its most rudimentary level, and the games would often evolve into fist fights. At that time, no matter who started the fight, the last one standing would have been John Mariucci. With a love of competing, of fighting and of protecting those around him, John Mariucci skated out of this small Iron Range town and became the country's most important figure in the development of amateur hockey in America.

Though his greatest accomplishments would later come as the coach of the Golden Gophers, Mariucci had a stellar athletic career as well. While playing for the University of Minnesota, he became known as a smooth skating All-American defenseman and led the Golden Gophers to an undefeated season and the AAU National Championship in 1940.

His technical skills became secondary in his five years as a Chicago Blackhawk. One of only a handful of Americans in the league at the time, Mariucci became captain of the team by defending his teammates. He was a great draw in Capone-era Chicago for the fights that ensued from his protective spirit. One fight with Detroit's "Black Jack" Stewart kept the fans cheering for half of an hour, and still stands in the NHL record books as the longest fight ever.

In 1952, Mariucci accepted the position of head hockey coach at Minnesota, replacing Doc Romnes, who had recorded a 52-59 mark during the previous five years. Right away he seemed to produce a unique positive energy. He took a team that had gone 13-13 the previous year all the way to the NCAA Championship game. His team was 23-6 that season, and he was awarded Coach of the Year honors. It was the first of many such honors.

Mariucci was the first coach to stack his roster with Minnesota-bred talent. "This is a state institution and should be represented by Minnesota boys," he believed. "If they're not quite as good as some Canadians, we'll just have to work a little harder, that's all."

Going up against teams with older, more mature Canadians, Minnesota captured two second-place national finishes and one third-place finish with Mariucci at the helm. With this level of success, he gave skate-wearing, stick-toting boys around the state something to shoot for.

He threw himself into grassroots development of the state's hockey program as well. He avidly participated in coaching clinics, attended the opening of hockey facilities in countless cities and towns, helped former players find coaching positions and even encouraged hockey moms to write to city councils to build rinks and develop recreation programs. A good indication of hockey's growing popularity during Mariucci's reign is how much the high school tournament grew. Attendance at the tournament in-

creased from 15,523 in 1952 to 46,016 in 1966. He made it every Minnesota boy's dream to play hockey for the Maroon and Gold.

He gave them even greater sights to focus on as well. Invited to coach the U.S. Olympic team in 1956, Mariucci arrived in his ancestral homeland of Italy with a national team that included 11 Minnesota natives, including three from his hometown of Eveleth. The town of Cortina d'Ampezzo witnessed just how far Minnesota hockey had come, as the team stunned heavily favored Canada en route to stealing a second-place finish and a silver medal.

Without Mariucci's pioneering work, Olympic gold medals would have been impossible. Both of the U.S. gold medal teams were heavily manned with his progeny, including eight Minnesotans on the 1960 "Team of Destiny." The Golden Gophers' own Herb Brooks coached an astounding 12 home-staters who went to Lake Placid and pulled off the 1980 "Miracle On Ice."

Mariucci built a powerful and loyal dynasty — Minnesota hockey — by believing and protecting those in his "family." That leadership pushed Minnesota hockey to the forefront of American hockey, and with that, earned the state a seat at the head table of international hockey.

Legend has it that Mariucci got in some scrapes during his Chicago years, and had to meet up with Al Capone for beating up some of the legendary gangster's thugs. The story may or may not be true, but it's no wonder that Mariucci came to be known as the "Godfather" of American hockey.



JOHN MAYASICH

In the middle of the 1952-53 hockey season, the Golden Gophers trailed conference-leading North Dakota, 7-1, heading into the third period of a critical Midwest Conference matchup. Suddenly inspired, Minnesota rattled off four goals in the final period, two by a budding sophomore superstar named John Mayasich, giving him a hat trick for the game. Minnesota lost that game 7-5, but the third-period rally served as a springboard for the rest of the season. Subsequently, Mayasich and his teammates won 10 consecutive games, including three over UND and two over Michigan. The Gophers stole the Midwest Conference Championship, and went all the way to the NCAA Championship game in Colorado Springs before losing a heartbreaker to Michigan.

This was the dawn of modern Minnesota hockey, and John Mayasich led the way. Looking back, Coach John Mariucci once put it this way: "John brought college hockey to a new plateau. He was the Wayne Gretzky of his time. And today if he were playing pro hockey, he would simply be a bigger, stronger, back-checking Gretzky."

The Eveleth native was a wizard on the ice. A velvety-smooth skater, he had a sixth sense for how a goalie was going to move. He was the first collegiate puckster to develop a slap shot, a weapon that made opposing coaches fear for the health of their players. With a teammate in the penalty box, Mayasich could take the puck, and waltz and weave around the rink without ever passing or losing the puck, until the penalty had been killed. But he was a great passer, as well. In fact, he was often criticized for passing too much.

That he was criticized at all is difficult to believe, when you consider that, in his career, he tallied Golden Gopher hockey bests of 298 career points and 144 goals. His totals work out to an amazing average of 1.4 goals and nearly three points per game. To put the totals in perspective, the next Minnesota player on the career goal-scoring list, Pat Micheletti, has 24 fewer goals despite playing in 51 more games. Looking at it another way, Micheletti, in his 162 games, would have had to total 435 points (166 more than his career total) just to match Mayasich's per-game average!

The Iron Ranger is also in the Minnesota record books for most goals and most points in a single game. He scored an amazing six goals against Winnipeg his senior year, and tallied eight points against fierce conference rival Michigan that same season.

Mayasich received numerous honors during his hockey life, including being the first Minnesotan to be voted into the national high school athletic Hall of Fame in leading his Eveleth High School team to four straight state tournament championships. He was also a multiple col-

legiate All-American. But his greatness as an athlete was matched only by his humility. When he found himself in the limelight, he never failed to share the credit with his teammates and coaches.

Because of military obligations and the lack of professional opportunities, Mayasich did not turn pro after his collegiate career. But he did put on the Red, White and Blue for two Olympic teams and several national squads. In 1956, he joined a host of Minnesotans in traveling to the Winter Olympic Games in Italy and surprising the world by taking a silver medal. Against Canada, which had won seven of the eight gold medals up to that point, Mayasich played the game of his life. He convinced his teammates that the game was winnable by scoring two goals in the first period, and completed the hat trick before the unbelievable 4-1 victory was accomplished.

He was also a key player on the United States Olympic "Team of Destiny" in 1960. In the game against the Russians, Mayasich made several key defensive plays, covering or poking away the puck when the Soviets were in position to score. The U.S. held on for the win, marking the first time an Olympic hockey team had beaten the mighty Russians, and giving the Americans their first hockey gold medal ever.

John Mayasich was arguably the best player ever to don the Maroon and Gold sweater, and one of the best players in this country to ever lace up skates. But the man of many words, John Mariucci, probably put it best. "The words to describe the boy haven't been invented," said Mariucci. "When I say he's the best, that's totally inadequate."



JOHN MAYASICH

With a teammate in the penalty box, Mayasich could take the puck, and waltz and weave around the rink without ever passing or losing the puck, until the penalty had been killed.



HOBEY BAKER AWARD



HOBEY BAKER

The man whose name resides on the trophy that is awarded to the top collegiate hockey player in the country each April is legendary in his exploits. Hobey Baker has been cited as one of the finest examples of sportsmanship and fair play to have ever played the game. The Hobey Baker Memorial Award symbolizes that and much, much more.

The Hobey Baker Award is given annually to the college hockey player who best exemplifies the qualities that Hobey Baker demonstrated as an athlete and as a servant of his country in the early 1900s. He was viewed as a pure

sportsman and despised foul play, picking up only two penalties in his entire college career at Princeton University.

As a player, Baker opened up the game of hockey with his speed and stickhandling, setting new standards for the way the game was played. His habit of insisting upon visiting the opponents' locker room to shake their hands after every contest is a model for today's players. His dedication to what he believed in was demonstrated in the deepest way when he gave his life in defense of his country as an American pilot in World War I.

Since the inception of the Hobey Baker Award in 1981, four players from the University of Minnesota have won the Award. Center Neal Broten won in the award's first year (1981) and goalie Robb Stauber became the first goaltender to win the Hobey (1988). In 1996, Brian Bonin became the third Golden Gopher to earn the award.

In 2002, Jordan Leopold was named Minnesota's fourth Hobey Award winner at a ceremony held in St. Paul on April 5, 2002. One day later, Leopold became the first Golden Gopher to win the Hobey Baker Award and an NCAA Championship in the same season. Minnesota has more Hobey Baker Award winners than any other program in the nation. In addition, 16 University of Minnesota players have been finalists for this prestigious trophy.

MINNESOTA'S HOBEY BAKER AWARD FINALISTS

Neal Broten	F	1981
Steve Ulseth	F	1981
Bryan Erickson	F	1982, 1983
Scott Bjugstad	F	1983
Pat Michelletti	F	1985
Robb Stauber	G	1988, 1989
Larry Olimb	F	1992
Brian Bonin	F	1995, 1996
Mike Crowley	D	1996, 1997
Jordan Leopold	D	2001, 2002
Keith Ballard	D	2004
Ryan Potulny	F	2006

NEAL BROTEN

Center

1981 Hobey Baker Award Winner

In 1978-79, a young rookie from Roseau, Minn., named Neal Broten set the University of Minnesota freshman scoring record with 50 assists in one season. He then left the Gophers for one year, serving as a center and the fourth-leading scorer on the heralded 1980 gold medal-winning U.S. Olympic Team. He returned to the Gophers for his sophomore season and earned All-America honors for his efforts, leading the Gophers to the NCAA Championship game for the second time in his collegiate career. That year, Broten was the first recipient of the Hobey Baker Memorial Award, winning it in 1981.

The end of that 1980-81 season marked the end of Broten's collegiate career. But for Minnesota hockey fans it was only the beginning. For 11 seasons Broten entertained hockey aficionados of his home state as a member of the Minnesota North Stars. He was an instrumental part of the Stars' two Stanley Cup final appearances, and was the first American player to notch 100 points in an NHL season in 1985-86. He is one of the top scoring American players in the history of the NHL. When the North Stars moved to Dallas, Broten played a season and a half in Texas before being traded to the New Jersey Devils during the 1994-95 season. Broten was the final piece in the Devils' Stanley Cup puzzle. He ignited New Jersey's offense by scoring seven goals (four game-winners) and 12 assists in the playoffs, becoming the first U of M player to have his name inscribed on Lord Stanley's Cup.

BROTEN'S CAREER STATISTICS

YEAR	GP	G	A	TP	P/PIM	PP	GW	SH	HT
78-79	40	21	50	71	9/18	3	3	1	1
79-80	<i>with U.S. Olympic Team</i>								
80-81	36	17	54	71	24/56	5	2	0	0
Total	76	38	104	142	33/74	8	5	1	1



HOBEY BAKER AWARD

ROBB STAUBER

Goaltender

1988 Hobey Baker Award Winner

Robb Stauber was the first goaltender to win the Hobey Baker Award when it was presented to him after his sophomore season in 1988. The Duluth, Minn., native was the backbone of the Golden Gophers that year. He started in each of Minnesota's 44 games, and recorded a school-record five shutouts en route to a 2.72 goals-against-average. He was named first-team All-American and team Most Valuable Performer as well as being a first-team All-WCHA selection. Stauber still holds numerous goaltending records at Minnesota – single-season records for games played, minutes played, saves and shutouts. He ranks second on the career charts in games played, minutes played, wins, goals-against-average and saves percentage.

During Stauber's three-year career at Minnesota, the team posted a 102-34-4 record, including back-to-back WCHA Championships in 1988 and 1989. He also led the team to three straight NCAA final four appearances. His career record during that period was a sterling 73-23-0. A draft pick of the Los Angeles Kings, he played five years in the Kings organization, and, during the 1994-95 season, was traded to the Buffalo Sabres. He finished his professional career with the New York Rangers' organization in 1998.

Stauber is in his sixth year as goaltender coach with the Golden Gophers.

STAUBER'S CAREER STATISTICS

YEAR	G	W-L-T	MIN	GA	GAA	SV	SV%	SO
86-87	20	13-5-0	1072	63	3.53	468	.881	0
87-88	44	34-10-0	2621	119	2.72	1243	.913	5
88-89	34	26-8-0	2024	82	2.43	842	.911	0
Total	98	73-23-0	5717	264	2.77	2553	.906	5



BRIAN BONIN

Center

1996 Hobey Baker Award Winner

The third player in the history of Golden Gopher hockey got his name inscribed on the base of the Hobey Baker Award on March 29, 1996, in Cincinnati, Ohio, when Brian Bonin earned the award he had barely missed out on the previous year. The White Bear Lake, Minn., native led the nation in scoring his senior campaign, and was named a first-team All-American, WCHA Player of the Year, first-team All-WCHA, and team Most Valuable Player in both his junior and senior seasons. Bonin, who became just the second Golden Gopher in the last 11 years to score 80-plus points in a season, also ripped off a 20-game consecutive scoring streak, which extended from the end of his junior season through part of his senior year.

In the course of Bonin's four-year career, the Maroon and Gold made two NCAA final four appearances while compiling a winning percentage of .660 (105-50-17) and winning three WCHA Playoff Championships. Bonin was named to the WCHA All-Academic team three times as he pursued his degree in chemistry. A draftee of the Pittsburgh Penguins organization, Bonin is currently playing professionally in Europe, after spending time with the Minnesota Wild. Bonin started his professional career with Cleveland of the International Hockey League in 1996.

BONIN'S CAREER STATISTICS

YEAR	GP	G	A	TP	P/PIM	PP	GW	SH	HT
92-93	38	10	18	28	5/10	5	1	0	0
93-94	42	24	20	44	7/14	7	7	1	1
94-95	44	32	31	63	14/28	12	4	2	2
95-96	42	34	47	81	15/30	12	6	4	1
Total	166	100	116	216	41/82	36	18	7	4



HOBEY BAKER AWARD

JORDAN LEOPOLD

Defenseman

2002 Hobey Baker Award Winner

Jordan Leopold capped a remarkable career by becoming the school's fourth Hobey Baker Award winner and then leading his Golden Gophers to the NCAA Championship the following day in St. Paul, Minn. Postponing a potentially lucrative career in the National Hockey League with the Calgary Flames, the Golden Valley, Minn., native returned to Minnesota to finish what he started. Leopold and his fellow seniors became only the third class in school history to increase its win total in each of their four seasons. In the end, it was Leopold and fellow All-American John Pohl who hoisted the school's fourth NCAA Championship Trophy.

Leopold's dominance as a defenseman was balanced by his outstanding ability in the offensive end. He became the school's all-time leader among defensemen with 45 career goals, including a single-season school record 20 during his senior season. The two-time WCHA Defensive Player of the Year finished his career ranked third in school history among blueliners with 144 points and fourth with 99 assists. Leopold became Minnesota's fourth two-time All-American and the first player in school history to win the Hobey Baker and the NCAA Championship in the same season.

LEOPOLD'S CAREER STATISTICS

YEAR	GP	G	A	TP	P/PIM	PP	GW	SH	HT
98-99	39	7	16	23	10/20	1	0	0	0
99-00	39	6	18	24	10/20	4	2	0	0
00-01	42	12	37	49	19/38	4	1	1	0
01-02	44	20	28	48	14/28	8	3	1	0
Total	164	45	99	144	53/106	17	6	2	0



ALL-AMERICANS

FIRST TEAM ALL-AMERICANS

SECOND TEAM ALL-AMERICANS

YEAR	NAME	POSITION
1929	Charles McCabe	Center
1932	Anthony Toth	Forward
1940	John Mariucci	Defense
1940	Harold Paulsen	Forward
1951	Gordon Watters	Center
1951	Larry Ross	Goalie
1953	Jim Mattson	Goalie
1953	John Mayasich	Center
1954	Ken Yackel, Sr.	Defense
1954	Dick Dougherty	Wing
1954	John Mayasich	Center
1955	Ken Yackel, Sr.	Defense
1957	Jack McCartan	Goalie
1958	Jack McCartan	Goalie
1958	Dick Burg	Wing
1959	Murray Williamson	Wing
1963	Lou Nanne	Defense
1964	Craig Falkman	Wing
1965	Doug Woog	Center
1968	Gary Gambucci	Center
1970	Murray McLachlan	Goalie
1970	Wally Olds	Defense
1975	Les Auge	Defense
1975	Mike Polich	Center
1979	Bill Baker	Defense
1980	Tim Harrer	Wing
1981	Neal Broten	Center
1981	Steve Ulseth	Wing
1985	Pat Micheletti	Wing
1988	Robb Stauber	Goalie
1995	Brian Bonin	Center
1996	Brian Bonin	Center
1996	Mike Crowley	Defense
1997	Mike Crowley	Defense
2001	Jordan Leopold	Defense
2002	Jordan Leopold	Defense
2002	John Pohl	Center
2004	Keith Ballard	Defense
2006	Ryan Potulny	Center
2007	Alex Goligoski	Defense
2009	Ryan Stoa	Wing

YEAR	NAME	POSITION
1930	John Peterson	Defense
1948	Roland DePaul	Center
1952	John Mayasich	Center
1955	John Mayasich	Center
1956	Ken Yackel, Sr.	Wing
1986	Corey Millen	Center
1988	Randy Skarda	Defense
1989	Todd Richards	Defense
1989	Dave Snuggerud	Wing
1992	Doug Zmolek	Defense
1992	Larry Olimb	Center
1994	Chris McAlpine	Defense
1996	Dan Trebil	Defense
2003	Paul Martin	Defense
2004	Thomas Vanek	Wing
2012	Nick Bjugstad	Center
2012	Kent Patterson	Goalie
2013	Nate Schmidt	Defense

ALL-TIME CAPTAINS

ALL-TIME CAPTAINS

1921-22	Chet Bros	1965-66	Doug Woog	2002-03	Grant Potulny
1922-23	Paul Swanson		John Lothrop		Nick Anthony
1923-24	Frank Pond	1966-67	James Branch		Paul Martin
1924-25	Vic Mann	1967-68	Gary Gambucci	2003-04	Grant Potulny
1925-26	Ed Olsen	1968-69	Bill Klatt		Troy Riddle
1926-27	Phil Scott	1969-70	Pat Westrum		Keith Ballard
1927-28	Jack Conway	1970-71	Frank Sanders	2004-05	Judd Stevens
1928-29	Joe Brown	1971-72	John Thoenke		Jake Fleming
1929-30	Charles McCabe	1972-73	Bill Butters		Barry Tallackson
1930-31	William Conway		Jim Gambucci	2005-06	Chris Harrington
1931-32	Marsh Ryman	1973-74	Brad Shelstad		Gino Guyer
1932-33	Harold Carlsen	1974-75	Robert Harris		Chris Harrington
1933-34	Phil LaBatte	1975-76	Pat Phippen		Danny Irmen
1934-35	Spencer Wagnild	1976-77	Joe Micheletti	2006-07	Mike Vannelli
1935-36	Charles Wilkinson	1977-78	Rob Larson		Kellen Briggs
	Ted Mitchell	1978-79	Bill Baker		Alex Goligoski
1936-37	Reynold Bjork	1979-80	Don Micheletti	2007-08	Derek Peltier
1937-38	Dick Kroll	1980-81	Steve Ulseth		Mike Howe
	Loane Randall		Mike Knoke		Evan Kaufmann
1938-39	Kenneth Anderson	1981-82	Kevin Hartzell		Ryan Stoa
1939-40	John Mariucci	1982-83	Bryan Erickson		Blake Wheeler
	Frank St. Vincent		David Jensen	2008-09	Ryan Stoa
1940-41	Harold Paulsen	1983-84	Jeff Larson		Justin Bostrom
1941-42	Allan Eggleton		Tom Rothstein		Ryan Flynn
1942-43	Bob Graiziger	1984-85	Mike Guentzel	2009-10	Ryan Flynn
	Don Nolander	1985-86	Wally Chapman		Tony Lucia
1943-44	Patrick John Ryan		Tony Kellin		Jordan Schroeder
1944-45	Bob Carley	1986-87	Tim Bergland		David Fischer
	Allan Opsahl		Corey Millen	2010-11	Jay Barriball
1945-46	Bob Carley	1987-88	Paul Broten		Alex Kangas
	Allan Opsahl		Jay Cates		Mike Hoeffel
1946-47	John O'Brien	1988-89	Todd Richards		Aaron Ness
	Allan Opsahl		Dave Snuggerud	2011-12	Taylor Matson
1947-48	James Frick	1989-90	Peter Hankinson		Jake Hansen
1948-49	Roland DePaul		Lance Pitlick		Joe Miller
1949-50	Robert Harris	1990-91	Ben Hankinson		Zach Budish
1950-51	James Sedin	1991-92	Larry Olimb	2012-13	Zach Budish
1951-52	Russ Strom	1992-93	Travis Richards		Seth Helgeson
1952-53	Tom Wegleitner	1993-94	Chris McAlpine		Nick Bjugstad
1953-54	Gene Campbell		Jeff Nielsen		Erik Haula
1954-55	John Mayasich	1994-95	Scott Bell	2012-13	Nate Condon
	Jim Mattson		Justin McHugh		Kyle Rau
1955-56	Ken Yackel Sr.	1995-96	Brian Bonin		
	George Jetty		Dan Trebil		
1956-57	John Petroske	1996-97	Mike Crowley		
1957-58	Jack McCartan		Casey Hankinson		
	Robert (Mike) Pearson	1997-98	Casey Hankinson		
1958-59	Gary Alm		Ryan Kraft		
	Tom Riley	1998-99	Wyatt Smith		
1959-60	Myron Grafstrom	1999-2000	Nate Miller		
	Jerry Melnychuk		Dylan Mills		
1960-61	Jerry Norman		Erik Westrum		
	Larry Johnson	2000-01	Dylan Mills		
1961-62	Richard Young		John Pohl		
1962-63	Lou Nanne		Erik Westrum		
1963-64	David Metzen	2001-02	Jordan Leopold		
1964-65	Craig Falkman		John Pohl		
	Larry Stordahl		Grant Potulny		

JOHN MARIUCCI MVP

1955-56	Ken Yackel Sr., defense
1956-57	Jack Petroske, defense
1957-58	Jack McCartan, goalie
1958-59	Murray Williamson, center
1959-60	Myron Grafstrom, wing
1960-61	Jerry Norman, wing
1961-62	Mike Larson, goalie
1962-63	Lou Nanne, defense
1963-64	Craig Falkman, wing
1964-65	Larry Stordahl, defense
1965-66	Doug Woog, center
1966-67	John Dale, center
1967-68	Murray McLachlan, goalie
1968-69	Murray McLachlan, goalie
1969-70	Murray McLachlan, goalie
1970-71	Frank Sanders, defense
1971-72	Doug Peltier, center
1972-73	Jim Gambucci, center
1973-74	Brad Shelstad, goalie
1974-75	Mike Polich, center
1975-76	Warren Miller, wing
1976-77	Joe Micheletti, defense
1977-78	Steve Christoff, center
1978-79	Steve Janaszak, goalie
1979-80	Tim Harrer, wing
1980-81	Aaron Broten, center
1981-82	Paul Ostby, goalie
1982-83	Scott Bjugstad, center
1983-84	Tom Rothstein, wing
1984-85	Pat Micheletti, wing
1985-86	Corey Millen, center
1986-87	Dave Snuggerud, wing
1987-88	Robb Stauber, goalie
1988-89	Dave Snuggerud, center
1989-90	Peter Hankinson, wing
1990-91	Larry Olimb, center
1991-92	Larry Olimb, center
1992-93	Travis Richards, defense
1993-94	Chris McAlpine, defense
1994-95	Brian Bonin, center
1995-96	Brian Bonin, center
1996-97	Mike Crowley, defense
1997-98	Wyatt Smith, center
1998-99	Wyatt Smith, center
1999-00	Erik Westrum, center
2000-01	Erik Westrum, center
2001-02	Jordan Leopold, defense
2002-03	Thomas Vanek, wing
2003-04	Keith Ballard, defense
2004-05	Kellen Briggs, goalie
	Danny Irmen, wing
2005-06	Ryan Potulny, center
2006-07	Alex Goligoski, defense

2007-08	Alex Kangas, goalie
2008-09	Ryan Stoa, wing
2009-10	Tony Lucia, wing
2010-11	Kent Patterson, goalie
2011-12	Kent Patterson, goalie
	Nick Bjugstad, center
2012-13	Nate Schmidt, defense

MIKE CRUPI MOST DETERMINED PLAYER

1972-73	Brad Buetow, wing
1973-74	Bruce Carlson, wing
1974-75	Pat Phippen, wing
1975-76	Pat Phippen, wing
	Tom Mohr, goaltender
1976-77	Tom Vannelli, center
1977-78	Rob McClanahan, wing
1978-79	Rob McClanahan, wing
	Don Micheletti, wing
1979-80	Peter Hayek, defense
1980-81	Mike Knoke, defense
1981-82	Brian Thoresen, wing
	Dave Dillon, defense
1982-83	Mike Harrer, wing
1983-84	Jeff Larson, center
1984-85	Rick Erdall, center
	Kurt Larson, defense
1985-86	Gary Shopek, defense
	Eric Dornfeld, defense
1986-87	Gary Shopek, defense
1987-88	Peter Hankinson, wing
1988-89	Brett Strot, wing
1989-90	Dean Williamson, center
1990-91	Ken Gernander, wing
1991-92	Scott Bell, wing
1992-93	Scott Bell, wing
1993-94	Justin McHugh, wing
1994-95	Scott Bell, wing
1995-96	Charlie Wasley, defense
1996-97	Dan Hendrickson, wing
1997-98	Jason Godbout, defense
	Brett Abrahamson, defense
1998-99	Erik Wendell, wing
	Mike Anderson, wing
1999-00	John Pohl, center
2000-01	John Pohl, center/wing
2001-02	John Pohl, center
2002-03	Grant Potulny, wing
2003-04	Grant Potulny, wing
2004-05	Danny Irmen, wing
2005-06	Danny Irmen, wing
2006-07	Brent Solei, goaltender
2007-08	Brent Solei, goaltender

2008-09	Justin Bostrom, wing
2009-10	Taylor Matson, center
2010-11	Taylor Matson, center
2011-12	Taylor Matson, center
2012-13	Kyle Rau, wing

FRANK POND ROOKIE OF THE YEAR AWARD

1972-73	Buzz Schneider, wing
	Dick Spannbauer, defense
1973-74	John Sheridan, center
1974-75	Reed Larson, defense
1975-76	Don Madson, center
1976-77	Tim Harrer, wing
1977-78	Steve Ulseth, wing
1978-79	Neal Broten, center
1979-80	Aaron Broten, center
1980-81	Tom Rothstein, wing
1981-82	Tom Hirsch, defense
1982-83	Frank Pietrangelo, goaltender
1983-84	Gary Shopek, defense
1984-85	John Blue, goalie
1985-86	Todd Richards, defense
1986-87	Peter Hankinson, wing
1987-88	Grant Bischoff, wing
1988-89	Tom Pederson, defense
1989-90	Trent Klatt, wing
	Tom Newman, goaltender
1990-91	Chris McAlpine, defense
1991-92	Darby Hendrickson, center
1992-93	Dan Trebil, defense
1993-94	Brian LaFleur, defense
1994-95	Mike Crowley, defense
1995-96	Erik Rasmussen, wing
1996-97	Dave Spehar, center
1997-98	Erik Westrum, center
1998-99	Jordan Leopold, defense
1999-00	Jeff Taffe, center
2000-01	Grant Potulny, wing
2001-02	Keith Ballard, defense
2002-03	Thomas Vanek, wing
2003-04	Kellen Briggs, goaltender
2004-05	Alex Goligoski, defense
2005-06	Phil Kessel, center
2006-07	Kyle Okposo, center
2007-08	Alex Kangas, goaltender
2008-09	Jordan Schroeder, center
2009-10	Nick Leddy, defense
2010-11	Nick Bjugstad, center
2011-12	Kyle Rau, center
2012-13	Adam Wilcox, goaltender

TEAM AWARDS

ELWIN "DOC" ROMNES LEADERSHIP & SPORTSMANSHIP AWARD

1977-78	Bill Baker, defense Mark Lambert, center
1978-79	Bill Baker, defense
1979-80	Don Micheletti, wing
1980-81	Steve Ulseth, wing
1981-82	Kevin Hartzell, center
1982-83	Butsy Erickson, wing
1983-84	Mike Vacanti, goaltender
1984-85	Mike Guentzel, defense
1985-86	Wally Chapman, wing
1986-87	Tim Bergland, defense
1987-88	Jay Cates, center
1988-89	David Espe, defense
1989-90	Ken Gernander, center
1990-91	Ben Hankinson, wing Grant Bischoff, wing
1991-92	Doug Zmolek, defense
1992-93	Craig Johnson, center
1993-94	Eric Means, defense
1994-95	Justin McHugh, wing
1995-96	Dan Trebil, defense
1996-97	Casey Hankinson, forward
1997-98	Casey Hankinson, forward
1998-99	Bill Kohn, defense
1999-00	Nate Miller, forward
2000-01	Dylan Mills, defense
2001-02	Jordan Leopold, defense John Pohl, center
2002-03	Grant Potulny, wing
2003-04	Grant Potulny, wing
2004-05	Judd Stevens, defense
2005-06	Gino Guyer, center
2006-07	Mike Vannelli, defense
2007-08	Derek Peltier, defense
2008-09	Ryan Stoa, wing
2009-10	Tony Lucia, wing
2010-11	Mike Hoeffel, wing
2011-12	Taylor Matson, center
2012-13	Zach Budish, wing

DR. V. GEORGE NAGOBADS UNSUNG HERO AWARD

1978-79	Phil Verchota, wing
1979-80	John Meredith, wing
1980-81	Bob Bergloff, defense
1981-82	Jeff Teal, wing
1982-83	Steve Griffith, wing
1983-84	Mike Guentzel, defense
1984-85	Tom Parenteau, defense
1985-86	Tim Bergland, wing
1986-87	Eric Dornfeld, defense

1987-88	Brett Nelson, defense
1988-89	Dean Williamson, center Lance Pitlick, defense
1989-90	Brett Strot, wing
1990-91	Luke Johnson, defense
1991-92	Cory Laylin, wing
1992-93	Tom Newman, goalie
1993-94	Tony Bianchi, wing
1994-95	Dan Trebil, defense Jeff Callinan, goaltender
1995-96	Greg Zwakman, defense
1996-97	Brian LaFleur, defense
1997-98	Reggie Berg, forward
1998-99	Reggie Berg, forward Erik Westrum, center
1999-00	Adam Hauser, goaltender
2000-01	Matt Koalska, forward
2001-02	Adam Hauser, goaltender
2002-03	Jake Fleming, wing
2003-04	Jon Waibel, wing
2004-05	Garrett Smaagaard, wing
2005-06	Ben Gordon, wing
2006-07	Jay Barriball, wing Evan Kaufmann, center
2007-08	Mike Howe, wing
2008-09	Justin Bostrom, wing Tony Lucia, wing
2009-10	Jacob Cepis, wing
2010-11	Kent Patterson, goalie
2011-12	Jake Kremer, goalie
2012-13	Justin Holl, defense

JOHN MAYASICH OUTSTANDING STUDENT-ATHLETE AWARD

1976-77	Phil Verchota, wing
1977-78	Phil Verchota, wing
1978-79	Bill Baker, defense
1979-80	David Terwilliger, wing Kevin Hartzell, center
1980-81	David Terwilliger, wing Kevin Hartzell, center
1981-82	Paul Butters, goaltender
1982-83	Paul Butters, goaltender
1983-84	Tony Kellin, defense
1984-85	Tony Kellin, defense
1985-86	Craig Mack, defense
1986-87	Craig Mack, defense
1987-88	Steve Orth, center
1988-89	Jason Miller, center
1989-90	Jason Miller, center
1990-91	Jason Miller, center
1991-92	Sean Fabian, defense
1992-93	Jeff Nielsen, wing
1993-94	Dan Trebil, defense

1994-95	Greg Zwakman, defense
1995-96	Dan Trebil, defense
1996-97	Brian LaFleur, defense
1997-98	Ryan Kraft, wing
1998-99	Nate Miller, wing
1999-00	Ryan Trebil, defense
2000-01	Dylan Mills, defense
2001-02	Erik Wendell, wing
2002-03	Chad Roberg, wing
2003-04	Judd Stevens, defense
2004-05	Judd Stevens, defense
2005-06	Mike Howe, wing
2006-07	Tom Pohl, wing
2007-08	Evan Kaufmann, center
2008-09	Brian Schack, defense
2009-10	Nico Sacchetti, center
2010-11	Nick Larson, center
2011-12	Nate Condon, wing
2012-13	Nate Condon, wing

DONALD M. CLARK COMMUNITY SERVICE AWARD

1998-99	Mike Lyons, defense
1999-00	Jordan Leopold, defense John Pohl, center
2000-01	Jordan Leopold, defense
2001-02	Judd Stevens, defense
2002-03	Justin Johnson, goaltender
2003-04	Justin Johnson, goaltender
2004-05	Justin Johnson, goaltender
2005-06	Gino Guyer, center
2006-07	Tom Pohl, wing
2007-08	Tom Pohl, wing
2008-09	Justin Bostrom, wing
2009-10	Seth Helgeson, defense
2010-11	Seth Helgeson, defense
2011-12	Seth Helgeson, defense
2012-13	Adam Wilcox, goaltender

TOM MOHR PLAYOFF MVP

1999-00	Erik Westrum, center
2000-01	Erik Westrum, center
2001-02	Grant Potulny, wing
2002-03	Thomas Vanek, wing
2003-04	Troy Riddle, wing
2004-05	Barry Tallackson, wing
2005-06	Ryan Potulny, center
2006-07	Blake Wheeler, center
2007-08	Alex Kangas, goalie
2008-09	Ryan Stoa, wing
2009-10	Alex Kangas, goalie
2010-11	Kent Patterson, goalie
2011-12	Erik Haula, center
2012-13	Adam Wilcox, goaltender

ALL-TIME LETTERWINNERS

	Years	Pos	GP	G	A	TP	P/PIM
Abrahamson, Brett	1997-98	D	77	9	18	27	41/114
Alm, Gary V.	1956,58-59	D	83	6	12	18	11/25
Alm, Larry R.	1957-59	D	82	8	17	25	37/83
Alm, Michael R.	1964-65	W	23	1	7	8	3/9
Alm, Richard Lee	1960-62	D	64	5	13	18	2/12
Alm, Tim S.	1964	Student Manager					
Alt, Mark	2011-13	D	117	7	32	39	33/85
Ambroz, Seth	2012-	W	79	14	10	24	32/75
Anderson, Dale R.	1957	Student Manager					
Anderson, James M.	1964	D	9	1	0	1	2/4
Anderson, Jon	1987-90	LW	101	36	32	68	41/101
Anderson, Mike	1982-86	W	109	18	27	45	18/36
Anderson, Michael	1995-99	W	144	34	37	71	90/223
Anderson, Peter G.	1972	RW	30	11	7	18	11/33
Anderson, R.J.	2006-09	D	151	5	21	26	48/104
Anderson, Roger H.	1960	Student Manager					
Anderson, Russell V.	1975-76	D	69	4	16	20	76/167
Anderson, Stuart C.	1958-60	C	39	16	22	38	7/17
Anderson, Wendell R.	1952-54	D	63	7	18	25	23/46
Angell, Nick	1999-02	D	156	11	30	41	69/152
Anthony, Nick	2000-03	W	127	19	29	48	32/64
Antonovich, Michael	1970-72	C	77	45	40	85	40/99
Atherton, P.J.	2003-06	D	106	5	12	17	62/146
Auge, Lester A.	1972-75	D	134	19	85	104	45/98
Bahr, Mark	1991-94	F	0	0	0	0	0/0
Ballard, Keith	2002-04	D	123	33	67	100	88/203
Baker, Joseph W.	1975,77-79	D	106	6	28	34	68/153
Baker, William R.	1976-79	D	154	30	88	118	67/142
Barriball, Jay	2007-09, 2011	F	154	51	79	130	57/130
Bartels, Kurt N.	1985	Student Manager					
Bartholome, Terry E.	1957-58	W	33	16	7	23	11/22
Bell, Scott	1991-95	RW	146	41	40	81	111/268
Benson, Roger W.	1958-60	W	23	3	9	12	2/4
Benson, Ted	1990	Student Manager					
Berg, Reggie	1995-99	C	160	74	84	158	98/234
Bergland, Tim D.	1984-87	RW	167	40	56	96	43/94
Bergloff, Robert K.	1978-81	D	154	18	60	78	106/245
Bergseng, Gary C.	1955	W	25	7	10	17	5/10
Bertogliati, Jesse	1993-96	W	77	10	10	20	44/99
Bianchi, Tony	1991-94	C	82	12	37	49	11/22
Bickel, Stu	2008	D	45	1	6	7	42/92
Birkholz, Josh	2010	W	36	5	1	6	10/20
Bischoff, Grant	1988-91	W	180	80	81	161	56/120
Bjugstad, Scott B.	1980-83	C	133	86	77	163	45/90
Bjugstad, Nick	2011-13	C	109	54	44	98	48/107
Blais, Dean C.	1970-73	LW	124	56	83	139	46/95
Bloom, Richard J.	1963-65	W	37	3	6	9	1/2
Bloom, Scott	1987-90	C/W	146	42	55	97	57/130
Bonin, Brian	1992-96	C	166	100	116	216	41/82
Bonk, Daniel D.	1976-78	LW	104	18	28	46	34/84
Boo, James	1976-78	D	93	6	28	34	59/140
Borgen, Brent	2005	W	24	3	4	7	6/15
Bostrom, Justin	2006-09	W	148	20	18	38	45/101
Bowe, Roger E.	1983-84,86	LW	63	17	23	40	5/10
Boyd, Travis	2012-	C	75	4	19	23	6/12
Branch, James M.	1965-67	D	80	5	18	23	64/147
Brill, John	1990-93	W	157	28	43	71	78/180
Brink, Andy	1992-96	C/D	136	20	47	67	22/55
Brooks, David A.	1961-63	C	70	33	30	63	34/77
Brooks, Herbert P.	1957-59	W/D	75	18	27	45	12/24
Broten, Aaron K.	1980-81	C	86	72	106	178	12/32

ALL-TIME LETTERWINNERS

	Years	Pos	GP	G	A	TP	P/PI
Brotten, Neal L.	1979-81	C	76	38	104	142	33/74
Brotten, Paul N.	1985-88	C	172	50	72	122	74/148
Buchan, Scott	1968-69	W	56	13	7	20	33/69
Budish, Zach	2010, 2012-13	W	129	35	59	94	41/104
Buetow, Barton M.	1970-72	W	25	3	0	3	2/4
Buetow, Bradley J.	1971-73	LW	53	3	3	6	13/26
Burg, Richard J.	1956-58	W	77	37	30	67	27/63
Butters, William "Bill"	1971-73	D	89	4	16	20	12/262
Campbell, Gene E.	1952-54	W	80	52	67	119	16/32
Carlson, Bruce A.	1971-74	RW	93	11	13	24	10/20
Carlson, Tim W.	1972-74	C	40	4	3	7	3/6
Carman, Mike	2007-2010	C	135	29	37	66	70/154
Carter, James C.	1968	D	25	3	2	5	20/54
Cates, Jay L.	1986-88	C	136	55	86	141	74/154
Cepis, Jacob	2010-11	W	57	20	28	48	28/56
Chapman, Wally S.	1983-86	LW	144	67	54	121	51/121
Checco, Nick	1993-97	W	166	34	36	70	64/136
Chorske, Thomas P.	1986-88-89	LW	123	51	50	101	32/64
Christenson, Jerry	1967	D	17	1	4	5	4/8
Christoff, Steve M.	1977-79	C	119	77	82	159	40/88
Chucko, Kris	2005-06	W	77	14	20	34	45/101
Clymer, Ben	1997-98	D	29	7	13	20	28/64
Condon, Nate	2011-	W	118	31	47	78	18/47
Constantine, Ronald	1961-63	W	73	32	39	71	26/55
Cossalter, Calvin D.	1972-74	RW	97	35	34	69	25/50
Crowley, Michael	1994-97	D	125	37	120	157	56/112
Crupi, Michael	1966-67	W	54	23	21	44	57/128
Dahlheim, Thomas J.	1972-75	RW	118	11	18	29	15/30
Dale, John B.	1965-67	C	82	26	61	87	36/102
Davidson, James W.	1975	Student Manager					
Davis, Robert M.	1962	Student Manager					
Delmore, John L.	1957-58	W	32	3	4	7	2/4
DeMarchi, Matt	2000-03	D	158	16	32	48	204/473
Dillon, David H.	1980-82	D	79	8	18	26	17/34
Dorn, Tony R.	1975	D	24	1	1	2	6/12
Dornfeld, Eric T.	1985-87	D	92	6	18	24	39/84
Doshan, Bradley A.	1978-81	C	123	15	34	49	27/57
Dougherty, Richard	1952-54	W	81	109	78	187	50/109
Dufour, Patrick	1967-68	W	55	20	19	39	6/12
Dumais, Donald J.	1970-71	LW	55	7	8	15	5/10
Dunn, James	1983	Student Manager					
Dustin, Bobby	1993-96	W	100	20	16	36	43/102
Dynan, Kevin	2007	Student Manager					
Dziedzic, Joe	1990-94	W	116	33	38	71	94/180
Eckblom, Owen W.	1952	Student Manager					
Edman, Jerry G.	1964-65	D	47	4	18	22	36/75
Enebak, Jake	1987-90	W	64	3	8	11	43/90
Erdall, Richard J.	1982-85	C	123	55	113	168	57/114
Erickson, Bryan L.	1980-83	RW	144	109	129	238	44/94
Erickson, Mike	2002	W	25	1	4	5	3/6
Espe, David L.	1986-89	D	162	8	35	43	82/175
Fabian, Sean	1988, 90-92	D	126	1	22	23	86/176
Fairchild, Cade	2008-11	D	149	21	72	93	61/122
Falkman, Craig	1963-65	W	83	42	40	82	63/153
Falls, Douglas A.	1972-74	D	72	2	15	17	20/40
Ferroni, David M.	1970	Student Manager					
Fichuk, Peter J.	1967-69	W	92	43	58	101	36/72
Fiebelkorn, Jed	1991-95	W	121	17	20	37	81/207
Fischer, David	2007-10	D	157	6	32	38	38/76
Fish, Robert G.	1976-77	LW	41	6	3	9	6/12
Fisher, Drew	2008-09	C	41	0	3	3	6/12

ALL-TIME LETTERWINNERS

	Years	Pos	GP	G	A	TP	P/PIM
Fleming, Jake	2002-05	C	168	24	41	65	54/124
Flynn, Ryan	2007-10	W	156	17	40	57	94/207
Foyt, Ronald J.	1973	Student Manager					
Fraser, Donald J.	1967-69	D	81	11	30	41	23/62
Fredrickson, Bryan W.	1975-76	RW	39	2	3	5	2/4
Freseman, Ray C.	1955	Student Manager					
Furlong, Patrick A.	1963-65	D	58	3	10	13	8/16
Gambucci, Gary A.	1966-68	C	88	52	56	108	33/72
Gambucci, James R.	1971-73	C	98	24	29	53	2/4
Gardiner, Max	2010	W	17	1	2	3	5/24
Gardner, Joel	2003-04	Student Manager					
Cerebi, Nick	1989-92	C	27	3	0	3	2/4
Gernander, Ken	1988-91	LW	176	78	62	140	32/64
Gersich, Frank	1986-88	D	65	4	7	11	28/56
Godbout, Brent	1997-98	W	29	0	2	2	4/8
Godbout, Jason	1994-98	D	137	11	21	32	60/136
Goligoski, Alex	2005-07	D	118	25	73	98	64/158
Gordon, Ben	2005-08	W	148	39	59	98	60/145
Gorence, Thomas J.	1976-77	RW	79	38	37	75	30/68
Grafstrom, Myron D.	1958-60	W	79	45	34	79	11/22
Grannis, David H.	1985-88	LW	137	26	37	63	51/108
Greeder, Michael D.	1978-79	D	72	4	20	24	67/138
Greseth, Lee	1990-92	Student Manager					
Griffith, Steven J.	1980-83	LW	138	32	63	95	29/66
Grosso, Lorne A.	1964-66	C	73	36	54	90	17/34
Guentzel, Michael L.	1982-85	D	143	12	75	87	46/92
Gurovitsch, David B.	1974	Student Manager					
Gustafson, Paul	1992	Student Manager					
Guter, Benjamin J.	1981	Student Manager					
Guyer, Gino	2003-06	C	170	40	67	107	22/44
Hagemo, Nate	2005-06	D	33	2	8	10	17/34
Haigh, Richard J.	1963-65	C	69	14	32	46	40/101
Hall, Steven D.	1969-71	C	89	26	23	49	7/17
Hamre, John	1988-91	Student Manager					
Hankinson, Ben	1988-91	RW	155	49	51	100	182/400
Hankinson, Casey	1994-98	C	149	50	56	106	126/347
Hankinson, Peter	1987-90	RW	176	82	100	182	55/118
Hansen, Jake	2009-12	W	149	36	41	77	70/165
Harrer, Michael T.	1982-83	RW/C	49	12	9	21	4/8
Harrer, Timothy S.	1977-80	RW	157	117	84	201	75/161
Harrington, Chris	2003-06	D	170	14	95	109	106/266
Harris, John R.	1971-74	C	110	21	35	56	6/12
Harris, Robert B.	1972-75	LW	140	42	41	83	24/51
Hartzell, Kevin J.	1979-82	C	140	54	80	134	35/70
Haula, Erik	2011-13	C	114	42	82	124	33/66
Hayek, Peter M.	1977-80	D	95	9	19	28	69/138
Helgeson, Seth	2010-13	D	150	7	20	27	95/222
Hendrickson, Darby	1991-93	C	75	37	45	82	46/98
Hendrickson, Dan	1993-97	W	144	14	28	42	94/230
Hession, Kevin	1990-92	Student Manager					
Hillman, John	1993	W	20	0	0	0	19/46
Hirsch, Thomas W.	1982-83	D	73	15	39	54	58/123
Hirsch, Tyler	2003-06	F	144	31	86	117	59/150
Hoefel, Mike	2008-11	W	149	47	40	87	53/106
Hokanson, Gary L.	1964-65	W	55	20	35	55	22/50
Holl, Justin	2011-	D	103	7	18	25	28/56
Holmgren, Paul H.	1975	RW	37	10	21	31	46/108
Howe, Mike	2005-08	W	157	32	35	67	41/82
Hughes, Gregory A.	1966-68	C	76	32	35	67	29/58
Irmen, Danny	2004-06	W	118	54	49	103	73/146
Isackson, Christian	2012-	F	51	4	16	20	11/22

ALL-TIME LETTERWINNERS

	Years	Pos	GP	G	A	TP	P/PIM
Jenke, Noel C.	1967-69	W	34	3	7	10	13/45
Jensen, David H.	1980-83	D	135	8	55	63	106/212
Jetty, George W.	1954-56	W/C	82	47	38	85	43/98
Jockey, Peter M.	1969	W	1	0	0	0	0/0
Johnson, Craig	1991-93	C/W	119	54	81	135	70/172
Johnson, Erik	2007	D	41	4	20	24	25/50
Johnson, Larry	1959-61	D	68	12	25	37	27/60
Johnson, Luke	1988-91	D	120	14	61	75	33/66
Johnson, Richard A.	1955-56	W	57	12	14	26	7/14
Johnson, Robert N.	1953-54	W	46	25	21	46	16/35
Jorde, Marvin T.	1956-58	W	70	22	20	42	8/16
Karnuth, Raymond W.	1956	D	29	0	6	6	9/18
Kaufmann, Evan	2005-08	C	147	32	30	62	44/104
Kellin, Anthony J.	1983-86	D	165	37	75	112	122/247
Kennedy, Peter	2003-06	D	57	1	10	11	11/22
Kessel, Phil	2006	C	39	18	33	51	14/28
Klatt, Trent	1989-92	RW	121	68	78	146	66/152
Klatt, William G.	1967-69	W	89	52	55	107	25/50
Knoke, Michael E.	1980-81	D	82	24	70	94	86/172
Knutson, James P.	1970-71	D	39	3	3	6	9/21
Koalska, Matt	2001-04	C	171	42	94	136	66/140
Kohn, Bill	1997-99	D	128	12	34	46	118/274
Kraft, Ryan	1994-98	W	159	62	104	166	55/121
Kroll, Jeff	1999	Student Manager					
Kulstad, Scott	1992	Student Trainer					
Kurtz, Michael R.	1968-70	W	66	20	24	44	20/40
Labatt, John T.	1984-86	LW	46	7	11	18	12/24
Lafleur, Brian	1993-97	D	144	18	52	70	54/127
Lambert, Mark A.	1975-78	C/D	160	42	65	107	26/74
Langevin, Jeffrey R.	1980-82	RW	68	16	14	30	14/28
Larson, Bart D.	1979-81	D/C	123	14	82	96	13/26
Larson, Bruce A.	1964-66	W	79	46	25	71	39/81
Larson, David	1992-96	W	136	32	34	66	142/314
Larson, Jared	2011	W	8	0	0	0	3/6
Larson, Jeffrey H.	1981-84	C	139	33	59	92	68/142
Larson, Kurt D.	1982-85	D	151	11	65	76	37/74
Larson, Nick	2009-12	W/C	100	13	12	25	17/34
Larson, Reed D.	1975-77	D	104	34	61	95	76/161
Larson, Robin R.	1975-78	D	131	8	40	48	43/105
Laylin, Cory J.	1989-92	RW	170	58	49	107	53/123
Leddy, Nick	2009-10	D	30	3	8	11	2/4
Leimbek, Matthew	1998-2001	W	108	8	19	27	17/42
Lempe, Eric J.	1983-86	C	74	14	21	35	32/67
Leopold, Jordan	1999-2002	D	164	45	99	144	53/106
Lilyholm, Leonard	1961-63	W	79	22	59	81	18/44
Lind, Bruce R.	1976-77	W	84	16	43	59	66/157
Lofquist, Sam	2009	D	35	1	3	4	15/30
Lucia, Tony	2007-10	W	160	34	48	82	56/134
Lyons, Mike	1997-2000	D	137	3	23	26	86/210
Mack, Craig D.	1984-87	D	110	3	25	28	41/82
MacKinnon, Brett	2002-04	W	44	3	8	11	7/14
MacSwain, Steve	1984-87	LW	139	68	79	147	45/117
Madson, Donald R.	1976	C	42	14	24	38	16/32
Magnusson, Steve	1991-94	C	78	12	46	58	39/94
Mahle, Oscar	1960-61	W	58	37	22	59	34/79
Malmquist, Douglas	1954	Student Manager					
Maloney, Bernard L.	1954	W	28	11	4	15	8/16
Malwitz, James R.	1982-84	LW	101	26	32	58	52/104
Marshall, Ben	2012-	D	81	12	20	32	24/51
Martin, Joey	2001-04	D/W	64	3	12	15	22/52
Martin, Paul	2001-03	D	127	20	77	97	31/62

ALL-TIME LETTERWINNERS

	Years	Pos	GP	G	A	TP	P/PIM
Masters, Rob	2000-01	Student Manager					
Matschke, John M.	1971-74	RW	123	34	61	95	41/82
Matson, Taylor	2009-12	C	108	21	21	42	26-52
May, Christopher M.	1986-88	C	34	6	7	13	9/21
Mayasich, John	1952-55	C	111	144	154	298	37/74
McAlpine, Chris	1991-94	D	157	36	45	81	208/453
McAlpine, Mike	1992	D	26	0	3	3	15/30
McAuliffe, James G.	1965	Student Manager					
McClanahan, Rob B.	1977-79	C	121	45	63	108	34/68
McCoy, James R.	1975	LW	3	0	0	0	2/4
McCoy, Thomas J.	1962-63	D	48	7	12	19	2/4
McHugh, Justin	1991-95	W	160	66	60	126	87/177
McInnis, Matt	2008	Student Manager					
McIntosh, Bruce G.	1969-71	D	73	11	25	36	26/55
McKenzie, William	1954	C	28	5	7	12	3/6
Meadows, Michael J.	1980-81	D	70	3	23	26	49/104
Means, Eric	1989-94	D	123	8	32	40	54/127
Melnychuk, Gerald M.	1958-60	C	79	38	60	98	22/44
Meredith, John M.	1977-80	RW	116	20	21	41	40/86
Meredith, Richard D.	1952-55	W	110	43	59	102	29/61
Meredith, Robert T.	1954-56	W	68	13	19	32	19/46
Meredith, Wayne B.	1960-62	D	66	5	23	28	29/69
Metzen, David R.	1962-64	D	76	9	17	26	58/131
Meyer, Doug	1999-2000	W	62	5	7	12	18/36
A.J. Michaelson	2013-	C	22	3	3	6	2/4
Micheletti, Donald P.	1977-80	LW	127	64	84	148	123/257
Micheletti, Joseph R.	1974-77	D	135	25	81	106	63/153
Micheletti, Patrick J.	1983-86	RW	162	120	149	269	180/403
Miks, George	1992						
Millen, Corey E.	1983-84, 86-87	C	149	119	122	241	98/204
Miller, Cory	1997-98	W	33	1	0	1	11/30
Miller, Jason	1988-91	C	173	53	102	155	24/48
Miller, Joe	2009-12	W	52	3	1	4	6-12
Miller, Nate	1997-2000	W	163	35	42	77	81/186
Miller, Warren F.	1973-76	RW	157	58	71	129	67/148
Mills, Dylan	1998-2001	D	170	13	64	77	84/176
Miskovich, Aaron	1998-2001	W	152	43	47	90	48/115
Mogush, Thomas P.	1980-81	RW	3	1	3	4	1/2
Monahan, John W.	1954	C	28	10	13	23	12/24
Morrow, Bradley G.	1973-75	D	91	5	14	19	36/72
Morse, Thomas B.	1961-63	D	37	2	2	4	1/2
Moser, Jay	1994-96	D/W	34	11	13	24	18/47
Muller, Mike	1990-92	D	77	8	16	24	49/104
Muskat, John R.	1981-82	LW/C	21	3	8	11	1/2
Nanne, Louis V.	1961-63	D	81	22	52	74	54/119
Nanne, Marty L.	1986-88	RW	67	9	12	21	37/77
Nelson, Brett M.	1986-89	D	117	10	31	41	50/103
Nenovich, Mark	2000	D	51	2	2	4	22/44
Ness, Aaron	2009-11	D	111	6	37	43	35/81
Nevers, Thomas	1997	W	1	0	0	0	0/0
Newkirk, John W.	1956-58	D	72	3	4	7	33/72
Nielsen, Jeff	1991-94	RW	172	76	65	141	128/292
Norby, Charles A.	1966-68	W	86	36	52	88	39/89
Norman, Jerry B.	1959-61	W	79	35	31	66	21/45
Norqual, David	1992-93	D	2	0	0	0	1/2
Nystrom, Roy W.	1963-65	W	79	38	42	80	6/12
O'Brien, Jim	2007	C	43	7	8	15	24/51
O'Brien, Thomas D.	1973	C	30	9	12	21	7/22
O'Leary, Patrick	1999-02	W	120	15	9	24	35/78
Okerlund, Todd E.	1984-87	RW	133	44	86	130	74/156
Okposo, Kyle	2007-08	C	58	26	25	51	20/40
Olds, Walter R.	1969-71	D	96	21	36	57	17/34

ALL-TIME LETTERWINNERS

	Years	Pos	GP	G	A	TP	P/PIM
Olimb, Larry	1989-92	D/C	182	59	159	218	101/218
Orth, Steve P.	1984-88	C	160	33	40	73	29/59
Pagel, Rico	1997-99	C	100	17	27	44	19/38
Paradise, Lawrence P.	1968-70	W	65	8	16	24	4/8
Paradise, Richard D.	1966-68	D	87	11	43	54	119/271
Parenteau, Jake	2011-	D	82	4	13	17	12/38
Parenteau, Thomas E.	1982, 85	D	95	12	41	53	78/164
Pauletto, Jeff	1987-89	D	7	0	1	1	0/0
Pearson, Robert (Mike)	1956-58	C	78	38	43	81	34/82
Pederson, Tom S.	1989-91	D	121	25	74	99	66/150
Peltier, Derek	2005-08	D	173	15	58	73	59/118
Peltier, Douglas B.	1970-72	RW	98	47	40	87	44/99
Peltier, Ronald J.	1969-71	C	93	15	50	65	34/68
Peloquin, Jim	1988	Student Manager					
Peluso, Gino A.	1980-83	D	35	1	8	9	15/30
Pepper, Stephen C.	1978-79	D	66	3	18	21	12/24
Perpich, John G.	1972-74	D	86	8	19	27	28/56
Peterson, C. Kyle	1952-53	C	32	6	4	10	3/6
Petroske, John "Jack"	1954-57	D	100	21	23	44	39/81
Phippen, Michael K.	1974	RW	2	0	0	0	0
Phippen, Patrick J.	1974-76	LW	123	46	85	131	46/108
Pitlick, Lance	1987-90	D	144	10	29	39	138/285
Pohl, John	1999-02	C	165	71	129	200	43/94
Pohl, Tom	2005-08	W	73	4	11	15	10/20
Polich, Michael J.	1972-75	C	148	70	89	159	61/168
Potulny, Grant	2001-04	W	146	68	48	116	58/116
Potulny, Ryan	2004-06	C	100	68	50	118	25/61
Preuss, David C.	1982-84	RW	81	15	16	31	90/200
Rainey, Timothy J.	1976-77	C	54	2	2	4	11/25
Ramsay, William B.	1962-64	W	76	20	19	39	27/73
Ramsey, Michael A.	1979	D	34	7	17	24	19/38
Rantz, Jim	1958-60	W	78	28	44	72	7/14
Rasmussen, Dale A.	1960-61	W	58	8	16	24	4/8
Rasmussen, Erik	1995-97	W	74	31	44	75	70/178
Rau, Kyle	2012-	W	80	33	50	83	20/51
Reidhead Jr., John "Jack"	1952	D	26	0	2	2	11/22
Reilly, Michael J.	1980-81	RW	36	9	12	21	15/30
Reilly, Mike	2013-	D	37	3	11	14	7/14
Reilly, Ryan	2013-	W	8	1	1	2	0/0
Reinholz, Jerrid	2003-05	C/W	104	9	18	27	7/14
Richards, Todd	1986-89	D	167	30	128	158	89/194
Richards, Travis	1990-93	D	176	35	98	133	79/185
Riddle, Troy	2001-04	W	171	82	96	178	93/197
Riley, Thomas P.	1957-59	D	81	10	12	22	7/14
Roberg, Chad	2002-03	W	9	0	0	0	0/0
Rodda, David L.	1956-57	D	37	4	2	6	6/12
Roddy, David T.	1968-69	W	62	7	5	12	7/14
Ross, Stephen J.	1968-70	D	80	5	17	22	34/76
Rothstein, Thomas G.	1981-85	LW	158	67	94	161	109/235
Rovick, David P.	1959-60	W	53	24	20	44	8/16
Rovick, Roger L.	1959-60	C	53	18	16	34	6/12
Rowe, Richard C.	1963	Student Manager					
Ryman, Mark P.	1964-66	W	76	3	8	11	0/0
Sacchetti, Nico	2009-12	F	128	15	18	33	35/81
Sanders, Frank B.	1969-71	D	93	10	19	29	54/161
Sarner, Craig B.	1969-71	LW	90	30	29	59	10/23
Sathre, Thomas G.	1969-71	RW	86	12	21	33	25/55
Schack, Brian	2007-2010	D/W	69	2	10	12	39/105
Schlafge, William C.	1958	Student Manager					
Schmalzbauer, Gary	1961-63	W	82	44	36	80	9/18
Schmidt, Nate	2011-13	D	96	12	62	74	18/36
Schmidt, Robert H.	1955-57	D	88	12	15	27	29/51

ALL-TIME LETTERWINNERS

	Years	Pos	GP	G	A	TP	P/PIM	
Schneider, William "Buzz"	1973-75	LW	115	50	41	91	62/127	
Schroeder, Jordan	2009-10	C	72	22	51	73	16/43	
Schroeder, Timothy M.	1972	RW	11	1	3	4	3/6	
Senden, Stuart	1998-2001	W	140	23	19	42	40/88	
Serratore, Tom	2011-13	W	105	12	3	15	28/56	
Sertich, Andy	2003-06	W/D	172	27	40	67	28/56	
Shattuck, Robert R.	1966-68	W	81	33	31	64	45/97	
Shelstad, Dixon N.	1971-72	D	36	0	4	4	9/18	
Sheridan, John M.	1974	C	38	24	14	38	17/42	
Shopek, Gary J.	1984-87	D	173	24	93	117	98/207	
Shutte, Bruce J.	1954-55	D	52	5	10	15	13/26	
Skarda, Randy	1987-89	D	128	28	60	88	118/270	
Skjei, Brady	2013-	D	36	1	2	3	7/14	
Smaagaard, Garrett	2002-05	W	117	14	31	45	21/42	
Smith, Larry H.	1960-62	C	70	29	21	50	6/12	
Smith, Wyatt	1995-99	C	152	67	62	129	82/175	
Snuggerud, David W.	1986-87, 89	LW	126	73	67	140	59/124	
Spada, Richard N.	1968	Student Manager						
Spannbauer, Richard J.	1973-74	D	73	5	21	26	70/159	
Spehar, Dave	1997-2000	W	160	61	68	129	60/120	
Steege, Brandon	1991-94	W	53	5	9	14	28/56	
Stevens, Judd	2002-05	D	172	11	34	45	40/80	
Stinson, Thomas M.	1961	Student Manager						
Stoa, Ryan	2006-09	W	120	47	50	97	66/165	
Stordahl, James	1961-63	C	82	29	39	68	8/24	
Stordahl, Larry D.	1962-63, 65	W	77	33	43	76	26/68	
Strobel, Eric M.	1977-79	RW	120	52	54	106	38/76	
Strot, Brett	1987-90	RW	125	22	32	54	27/60	
Sundberg, Thomas	1973	RW	23	1	5	6	7/14	
Suss, William	1966-67	C	27	1	2	3	4/16	
Swanson, William R.	1955-57	C	86	24	24	48	7/14	
Taffe, Jeff	2000-02	W/C	120	56	57	113	67/164	
Tallackson, Barry	2002-05	W	156	43	48	91	77/162	
Taylor, Jake	2004	D	39	2	6	8	34/68	
Teal, Jeffrey B.	1979-82	LW/C	157	40	37	77	63/126	
Telander, Bruce N.	1956	Student Manager						
Terwilliger, David	1978-81	LW	121	8	16	24	61/128	
Tharp, Ben	2000-01	D	70	4	16	20	25/50	
Thoemke, Jack P.	1966, 71-72	D	73	3	15	18	29/61	
Thomas, John C.	1972	D	13	0	1	1	2/4	
Thompson, Blake	2012-	D	5	0	2	2	7/25	
Thoresen, Brian P.	1980-82	W	52	12	24	36	12/27	
Thorvig, Perry J.	1967	Student Manager						
Tollund, Steven P.	1979	Student Manager						
Torrell, John A.	1964-65	W	23	2	1	3	2/4	
Trebil, Dan	1992-96	D	164	24	100	124	42/84	
Trebil, Ryan	1997-99	D	68	3	5	8	57/144	
Tschida, James R.	1952-53	D	39	2	7	9	27/57	
Turk, Robert A.	1956-58	W	84	21	32	53	11/25	
Ulseth, Steven J.	1978-81	LW	148	84	118	202	24/48	
Vanek, Thomas	2003-04	W	83	57	56	113	62/132	
Vannelli, Mike	2004-07	D	151	23	60	83	59/129	
Vannelli, Thomas P.	1974-77	C	138	69	111	180	61/154	
Verchota, Phillip J.	1976-79	LW	161	59	61	120	81/184	
Virant, Michael J.	1975	C	33	1	3	4	1/2	
Waibel, Jon	2001-04	W	128	20	28	48	59/134	
Walls, Elmer D.	1959-60	D	36	1	2	3	3/6	
Ward, Thomas C.	1983-85	D	70	1	6	7	36/72	
Warning, Sam	2012-	W	68	14	25	39	11/22	
Wasko, Robert J.	1960	D	18	1	2	3	2/4	
Wasley, Charlie	1992-96	D	148	6	28	34	105/222	
Watts, David B.	1959	W	2	0	0	0	0/0	

ALL-TIME LETTERWINNERS

	Years	Pos	GP	G	A	TP	P/PIM
Wehrs, Kevin	2008-11	D	147	5	31	36	79/169
Welch, Dan	2000, 02	W	73	15	20	35	22/55
Wellen, Kenneth J.	1956-57	W	56	16	17	33	8/16
Wendell, Erik	1999-02	W	150	24	20	44	76/152
Werness, Lance	1988-91	RW	55	12	11	23	19/38
Westby, Gerald L.	1960-62	W	79	18	33	51	12/24
Westby, James A.	1958, 62-63	D	69	20	13	33	6/12
Westlund, Todd	1992	W	26	1	3	4	7/14
Westrum, Erik	1998-2001	C	161	69	99	168	125/307
Westrum, Patrick D.	1968-70	D	90	3	14	17	18/47
Wheeler, Blake	2006-08	W/C	127	42	54	96	61/155
White, Adam C.	1978	Student Manager					
White, Patrick	2008-11	W/C	147	27	26	53	35/70
Williamson, Dean	1987-90	C	79	20	22	42	28/56
Williamson, Murray	1957-59	W	76	32	47	79	21/63
Woog, Dan	1993-97	C	162	20	60	80	70/149
Woog, Douglas W.	1964-66	C	80	48	53	101	35/89
Yackel, Kenneth J. Jr.	1975-77	RW	84	21	13	34	33/83
Yackel, Kenneth J. Sr.	1952-56	D/W	112	70	78	148	89/255
Yon, William A.	1982-85	RW	133	35	23	58	36/72
Young, Richard G.	1960-62	D	73	3	12	15	26/55
Younghans, Thomas A.	1975-76	RW	66	32	39	71	54/116
Yurich, Richard J.	1968-69	W	38	24	24	48	17/34
Zacho, Dennis H.	1965-67	W	80	38	38	76	35/84
Zins, Brian G.	1979-83	D	81	2	14	16	30/62
Zmolek, Douglas	1990-92	D	126	10	46	56	113/234
Zwakman, Greg	1992-96	D	163	3	19	22	71/142
Zywiec, Frank A.	1964-66	D	82	7	20	27	23/49

EARLY LETTERWINNERS

Abra, John E.,	1930	Eldredge, W. B.	1922	Leckie, Charles D.	1943	Schade, Frederick L.	1923
Adams, Henry H. Jr.	1951	Engelstad, Calvin J.	1946	Lindegard, Jerry H.	1947	Schaeffer, Gordon	1932
Adams, John W.	1944			Lowther, Wilfred W.	1925	Schneider, Samuel J.	1942
Alley, James W.	1947	Falk, Martin L.	1939	Lundeen, Warren J.	1943	Schwab, Joe	1936
Allison, David C.	1926	Fenton, Ransford W.	1930			Scott, Phillip C.	1926
Amatuzio, John	1949	Finnegan, Patrick H.	1946	MacInnes, Alex F.	1932	Sedin, James W.	1950
Anderson, Kenneth M.	1937	Fischer, Ray E.	1940	Magnus, James C.	1941	Seidel, Glen E.	1936
Anderson, William E.	1939	Flaatan, Percy H.	1925	Malckerson, Lester A.	1935	Smith, B. Willis	1935
Arnold, Robert E.	1941	Fleming, Robert W.	1946	Maloney, John P. Jr.	1942	Smith, Robert A.	1942
Atkins, Jack M.	1927	Frick, James E.	1946	Mann, V.I.	1923	Snapp, Donald R.	1942
Austin, Kenneth L.	1947	Galligan, William D.	1941	Mariucci, John P.	1937	Soltau, Gordon	1949
		Galob, Ignatius R.	1928	Massie, Charles G.	1950	St. Vincent, Frank	1938
Bagley, Donald S.	1924	Ganley, John E.	1936	McCabe, Charles J.	1928	Stuerwald, Peter H.	1952
Baker, Ridgway R.	1936	Gibbs, Howard	1931	McCabe, Robert	1945	Strom, Russell E.Y.	1950
Bartholdi, Herbert G.	1929	Gilbreath, V.L.	1925	McCollom, John S.	1942	Suomi, John	1932
Bartlett, V. Leland	1922	Goodman, Roger W.	1946	McCollom, Robert	1942	Swanson, Paul H.	1922
Beard, D.	1922	Gould, Fred W.	1930	McDermid, Ray	1946		
Behrendt, John D. Jr.	1942	Graham, William A.P.	1923	McEwan, John C.	1948	Taft, Walter L.	1936
Bergeron, Virgil D.	1930	Graiziger, Robert A.	1942	McGlone, John J.	1934	Taylor, Eugene E.	1940
Bergman, Dennis H.	1947	Gray, Russell H.	1933	McKenzie, Robert C.	1939	Taylor, Fred S.	1933
Bergquist, E.G.	1922	Gustafson, John M.	1926	McNair, Harvey Jr	1939	Taylor, William L.	1922
Berry, Frank R.	1936	Gustafson, Reuben W.	1924	Merkley, Garth H.	1938	Tergesen, Sven J.	1946
Billing, Osborne F.	1928	Gutterson, Granville D.	1944	Metz, Thomas	1945	Thayer, J.Mack	1943
Bjorck, Reynold E.	1935			Meyer, Rudolph	1947	Thompson, Clifford R.	1924
Bjorkman, Ruben E.	1949	Hackett, Donald G.	1943	Mitchell, T.F.	1935	Thompson, Orville T.	1939
Bodin, Donald J.	1940	Hansen, Steiner D.	1924	Moran, Robert T.	1950	Thompson, Preston B.	1945
Bolla, John	1952	Harris, Robert V.	1947	Morrison, James M.	1928	Tilton, W. Leo	1929
Bonhus, John S.	1942	Heiseke, Fred H.	1942	Munns, William	1933	Todd, George L.	1931
Bonner, John L.	1949	Henry, Alfred J.	1942	Nolander, Donald A.	1942	Toth, Anthony J.	1932
Boos, George W.	1926	Higgins, Preston	1922	Norby, Richard G.	1944	Troumbly, Kenneth C.	1949
Boyle, Kenneth D.	1939	Hitchcock, Thomas M.	1947	Nyhus, Robert E.	1950	Tuohy, Edward B.	1928
Bratnober, Harry L. Jr.	1944	Hodgins, William	1947				
Bredesen, William P.	1936	Hollingsworth, Edward	1930	O'Brien, John O.	1946	Van, Allen	1945
Bros, Ben M.	1922	Hunter, Richard C.	1936	Olsen, Edward G.	1924	Vosbeck, R. Randall	1951
Bros, C.W.	1922	Hussey, Roger L.	1927	Opsahl, Allan W.	1944		
Bros, Kenneth D.	1923			Owen, E. Edwyn	1929	Wagnild, Spencer	1933
Brown, Joseph M.	1927	Jacobson, E. Raymond	1923			Walker, Frank E.	1949
Brude, Roger S.	1936	Jacobson, Loren N.	1922	Page, Joseph H.	1942	Walker, Walter D.	1950
Burman, Allan G.	1946			Parker, Laurie	1932	Wallace, Ray H.	1937
Byerly, Kenneth R.	1930	Jensen, Arthur M.	1928	Paulsen, Harold W.	1939	Walson, Leland A.	1929
Byers, Fred D.	1927	Johnson, C. Howard	1948	Paulsen, Ray C.	1929	Watters, Gordon	1951
		Johnson, Robert S.	1937	Paulson, Clarence E	1925	Wegleitner, Thomas J.	1951
Cairncross, A.W.	1935	Johnson, Russell H.	1931	Peterson, John A.	1942	Weil, Fred Jr.	1943
Carley, Robert L. Jr.	1943	Jones, Howard R.	1931	Peterson, John H.	1928	Westin, Lloyd J.	1929
Carlsen, Harold S.	1931	Joseph, Burton M.	1941	Peterson, Melvin G.	1950	Wilcken, C.L.	1926
Carlson, James E. Jr.	1936	Junger, Fred F.	1940	Petrich, Earl	1938	Wild, John J.	1944
Carlson, Robert L.	1936			Pickering, Hayden. Jr.	1939	Wild, Paul A.	1945
Christie, R.S.	1930	Kalin, Louis	1944	Pond, Frank R.	1923	Wilkenson, Charles B.	1935
Clark, Lawrence S. Jr.	1945	Karakas, Thomas V.	1947	Randall, Loane J.	1937	Willett, Donald S.	1944
Clausen, George E.	1932	Katz, Gerald A.	1929	Reggan, George	1925	Williams, Milton A.	1943
Connelly, Thomas A.	1950	Kelley, Richard G.	1943	Remole, Gerald M.	1947	Wilson, G. Curtis	1939
Conrad, Frederick D.	1948	Keranen, Edward	1939	Rheinberger, Robert E.	1938	Wyatt, Alvin S.	1922
Constantine, Ben P.	1931	Keys, George H.	1951	Roberts, Richard B.	1946		
Conway, John H.	1926	Klatt, William G. Sr.	1945	Rolle, Dennis E.	1946	Youngbauer, Walter E.	1923
Conway, William E.	1929	Klein, William K.	1938	Ross, Lawrence "Larry"	1951		
Cramp, Kenneth W.	1939	Kroll, Richard J.	1936	Rossmann, Robert	1934	Zieske, William F.	1933
		Kuhlman, H.J.	1925	Rundell, Curtis G.	1931		
				Russ, Clyde	1933		
Davis, Robert D.	1930	LaBatte, Phil	1932	Russ, Lloyd A.	1928		
DeForest, Merle G.	1923	Lampton, David	1940	Ryan, Patrick J.	1943		
DePaul, Roland	1946	Langford, Cary	1924	Ryman, Marshall W.	1930		
Dickinson, Wesley A.	1935	Larson, Frank A.	1951				
Drake, Everett A.	1931	Leavitt, Theodore W.	1926	Scanlon, John P.	1933		
Eggleton, Allan F.	1940						

ALL-TIME GOALTENDERS

GOALTENDERS (1952-PRESENT)

GOALTENDER	YEARS	GP	GA	SV%	GAA	W-L-T
Blue, John	1985-87	96	290	.889	3.19	64-25-1
Briggs, Kellen	2004-07	132	307	.906	2.45	84-35-8
Butters, Paul N.	1980-83	65	244	.876	3.86	44-20-0
Callinan, Jeff	1991-95	96	282	.878	3.19	47-22-13
Day, Erik	1998	9	24	.857	3.70	3-2-0
DeBus, Steve	1995-98	96	282	.891	3.07	54-39-1
Docken, Ronald L.	1968-70	11	46	.898	3.91	
Doyle, P. Michael	1959-61	27	108	.879	3.59	
Erickson, Dennis H.	1971-72	31	128	.880	4.10	
Fabian, William F.	1963	5	16	.868	3.20	
Fraze, Jeff	2006-08	46	110	.901	2.53	26-13-3
Fritsinger, Al	1988-89	11	15	.826	5.67	1-1-0
Green, Steve	1993-94	1	0	1.000	0.00	0-0-0
Groth, Roger W.	1963	26	76	.894	2.92	
Hastings, Douglas D.	1972-73	23	99	.881	4.25	
Hauser, Adam	1999-2002	151	421	.899	2.86	83-50-16
Holt, Charles W.	1967	5	34	.776	6.80	
Janaszak, Steve J.	1976-79	90	344	.898	3.94	50-31-5
Jetland, James K.	1979-82	61	206	.871	3.97	37-16-1
Johnson, Justin	2002-05	46	103	.890	2.88	22-9-3
Joswiak, Paul R.	1977-78	24	101	.883	4.23	13-10-1
Kangas, Alex	2008-11	108	271	.912	2.56	47-41-16
Kremer, Jake	2009-12	1	0	.000	0.00	0-0-0
LaRue, Rob	1999	5	2	.943	1.91	0-0-0
Larson, Michael J.	1961-62	48	155	.888	3.23	
Lechtman, Michael	1967	6	36	.850	4.68	
Lothrop, John L.	1964-66	83	328	.883	3.96	
Marvin, Willy	1997	7	4	.826	3.88	0-0-0
Mattson, James V.	1952-55	91	265	.895	2.87	
McCartan, John "Jack" W.	1956-58	67	199	.908	2.95	
McLachlan, Murray C.	1968-70	82	269	.902	3.30	
Moen, Jeff	1993-96	53	149	.882	3.14	28-17-4
Moen, William L.	1974-75	14	61	.867	4.10	
Mohr, Thomas H.	1976	12	33	.905	2.70	8-3-1
Nelson, Scott	1990	5	9	.862	3.20	2-1-0
Newman, Thomas	1990-93	91	259	.869	3.44	50-20-6
Ostby, Paul R.	1981-82	25	80	.902	3.20	14-8-1
Patterson, Kent	2009-12	88	201	.913	2.32	44-29-9
Pietrangelo, Frank	1983-86	85	274	.882	3.51	51-23-4
Pulicicchio, Fred R.	1954-55	9	16	.890	1.60	
Roussopoulos, Peter J.	1967	12	49	.873	4.08	
Samargia, Pete	2000-01	11	19	.893	2.81	1-3-0
Shelstad, Bradley J.	1971-74	77	276	.896	3.50	
Shibrowski, Michael	2012-	4	5	.894	2.63	1-1-0
Solei, Brent	2005-08	1	1	.966	1.00	1-0-0
Stauber, Robb	1987-89	98	264	.906	2.77	73-23-0
Steinweg, Charles A.	1960-62	27	93	.883	3.65	
Stolp, Jeff	1989-92	94	258	.880	3.13	56-20-6
Thayer, J. Larry	1975	23	61	.904	2.60	19-3-1
Tscherne, Jeff A.	1975-77	53	194	.890	3.80	32-19-1
Vacanti, Michael J.	1983-84	30	84	.899	3.13	18-6-2
Vaia, Donald E.	1956-57, 59	33	106	.903	3.40	
Weber, Travis	2002-03	44	108	.896	2.64	24-8-7
Wilcox, Adam	2013-	39	73	.921	1.88	25-8-5
Young, Erik	2000	3	11	.851	4.76	0-3-0

ALL-TIME NUMBERS

This all-time numbers list is based on rosters from 1948-present.

#1		#3			
Michael Shিবrowski (Andover, Minn.)	2011-	Blake Thompson (Eden Prairie, Minn.)	2012-2013	John Thoenke (Roseville, Minn.)	1970-72
Jeff Frazee (Burnsville, Minn.)	2005-08	Chris Student (Edina, Minn.)	2011	Patrick Westrum (Minneapolis, Minn.)	1968-70
Adam Hauser (Bovey, Minn.)	1998-2002	Sam Lofquist (Somerset, Wis.)	2008-09	Donald Fraser (Toronto, Ont.)	1967-68
Robb Stauber (Duluth, Minn.)	1986-89	Chris Harrington (St. Cloud, Minn.)	2002-06	Richard Chopp (Grand Rapids, Minn.)	1966-67
Frank Pietrangelo (Port Robinson, Ont.)	1982-86	Jordan Leopold (Golden Valley, Minn.)	1998-2002	William Suss (Minneapolis, Minn.)	1965-66
James Jetland (Grand Rapids, Minn.)	1979-82	Michael McAlpine (South St. Paul, Minn.)	1992-94	Richard Bloom (Warroad, Minn.)	1963-65
Steve Janaszak (White Bear Lake, Minn.)	1975-79	David Norquai (St. Paul, Minn.)	1990-91	David Brooks (St. Paul, Minn.)	1962-63
William Moen (Proctor, Minn.)	1974-75	Jeff Pauletti (Hastings, Minn.)	1986-90	James Nyholm (Minneapolis, Minn.)	1961-62
Brad Shelstad (Minneapolis, Minn.)	1970-74	Wally Chapman (Edina, Minn.)	1983-86	Richard Alm (Minneapolis, Minn.)	1960-61
Ronald Docken (Minneapolis, Minn.)	1967-70	Brian Zins (Hoyt Lakes, Minn.)	1980-83	Richard Young (North St. Paul, Minn.)	1959-60
Peter Roussopoulos (West St. Paul, Minn.)	1966-67	Steve Pepper (Edina, Minn.)	1977-80	Herb Brooks (St. Paul, Minn.)	1958-59
Al Wiederhold (St. Paul, Minn.)	1965-66	Joe Micheletti (Hibbing, Minn.)	1974-77	Marvin Jorde (Thief River Falls, Minn.)	1955-58
Charles Holt (Minneapolis, Minn.)	1965-67	Bill Butters (White Bear Lake, Minn.)	1970-73	Bruce Shutte (Eveleth, Minn.)	1953-55
James Anderson (Minneapolis, Minn.)	1965-66	Steve Ross (International Falls, Minn.)	1967-70	Russell Strom (Duluth, Minn.)	1951-52
Tom Hoff (Minneapolis, Minn.)	1964-65	Donald Fraser (Toronto, Ont.)	1966-67	Gordon Watters (Winnipeg, Man.)	1950-51
Gary McAlpine (South St. Paul, Minn.)	1963-64	Doug Woog (South St. Paul, Minn.)	1963-66	Henry Adams (Minneapolis, Minn.)	1949-50
John Lothrop (Coleraine, Minn.)	1963-66	Gary Schmalzbauer (St. Paul, Minn.)	1962-63	Roland DePaul (Eveleth, Minn.)	1948-49
James Boosalis (Minneapolis, Minn.)	1963-64	Gerald Westby (Minneapolis, Minn.)	1959-62		
Roger Groth (St. Paul, Minn.)	1962-63	Larry Alm (Minneapolis, Minn.)	1956-59	#6	
William Fabian (St. Paul, Minn.)	1962-63	George Jetty (Hibbing, Minn.)	1953-56	Jake Parenteau (Shafer, Minn.)	2010-
Michael Larson (St. Paul, Minn.)	1961-62	Charles Kyle Peterson (St. Paul, Minn.)	1951-53	R.J. Anderson (Lino Lakes, Minn.)	2005-09
Ronald Braatz (St. Paul, Minn.)	1961-62	Robert Nyhus (Duluth, Minn.)	1950-51	Judd Stevens (Wayzata, Minn.)	2001-05
Charles Steinweg (Edina, Minn.)	1959-62	Dennis Bergman (Winnipeg, Man.)	1948-49	Brad Timmons (Circle Pines, Minn.)	1998-99
Dick Gaudette (Minneapolis, Minn.)	1958-59			Charlie Wasley (Edina, Minn.)	1992-96
Mike Doyle (Minneapolis, Minn.)	1957-61	#4		Andrew Mills (Minneapolis, Minn.)	1990-92
Charles Holmes (Minneapolis, Minn.)	1956-57	Seth Helgeson (Faribault, Minn.)	2009-2013	Lance Pittick (New Hope, Minn.)	1986-90
Don Vaia (Hibbing, Minn.)	1954-57, 58-59	Stu Bickel (Chanhassen, Minn.)	2007-08	Tony Kellin (Grand Rapids, Minn.)	1985-86
Jack McCartan (St. Paul, Minn.)	1954-58	Erik Johnson (Bloomington, Minn.)	2006-07	Tom Parenteau (North St. Paul, Minn.)	1981-85
Fred Puliciccchio (Int'l Falls, Minn.)	1953-55, 57-58	P.J. Atherton (Edina, Minn.)	2002-06	Michael Meadows (Hibbing, Minn.)	1979-81
Warren Strelow (St. Paul, Minn.)	1952-53	Dylan Mills (Duluth, Minn.)	1997-2001	Bill Baker (Grand Rapids, Minn.)	1975-79
Jim Mattson (St. Louis Park, Minn.)	1951-55	Brian LaFleur (Bloomington, Minn.)	1994-97	Les Auge (St. Paul, Minn.)	1971-75
Lawrence Ross (Duluth, Minn.)	1951-52	Chris McAlpine (Roseville, Minn.)	1990-94	Walter Olds (Baudette, Minn.)	1968-71
George McCormack (Fort William, Ont.)	1951-52	Brett Nelson (White Bear Lake, Minn.)	1984-89	Patrick Dufour (St. Louis Park, Minn.)	1966-68
Robert Moran (Minneapolis, Minn.)	1950-51	Robert Alexander (Apple Valley, Minn.)	1983-84	Bruce Larson (St. Paul, Minn.)	1963-66
Kenneth Austin (Roseau, Minn.)	1948-49	Gino Peluso (Pengilly, Minn.)	1979-83	Len Lilyholm (Robbinsdale, Minn.)	1960-63
		Michael Ramsey (Minneapolis, Minn.)	1978-79	Roger Benson (Winona, Minn.)	1956-58
#2		Robin Larson (Roseville, Minn.)	1974-78	James Rantz (St. Paul, Minn.)	1957-60
Brady Skjjei (Lakeville, Minn.)	2012-	Frank Sanders (North St. Paul, Minn.)	1968-71	Richard Johnson (Minneapolis, Minn.)	1954-56
Kevin Wehrs (Plymouth, Minn.)	2007-11	Charles Norby (Grand Forks, N.D.)	1966-68	Dick Dougherty (International Falls, Minn.)	1951-54
Peter Kennedy (Brookfield, N.S.)	2002-06	Frank Zywiec (St. Paul, Minn.)	1963-66	Calvin Engelstad (Hallock, Minn.)	1950-51
Mark Nenovich (Plymouth, Minn.)	1998-2001	James Westby (Minneapolis, Minn.)	1961-63	James Alley (Roseau, Minn.)	1948-49
Greg Zwakman (Edina, Minn.)	1992-96	Dale Olson (Roseau, Minn.)	1960-61		
Sean Fabian (St. Paul, Minn.)	1987-92	Gerald Melynychuk (Fort Frances, Ont.)	1957-60	#7	
Barry Nelson (Willmar, Minn.)	1985-87	Bill Swanson (Minneapolis, Minn.)	1954-55, 56-57	Kyle Rau (Eden Prairie, Minn.)	2011-
Tom Ward (Richfield, Minn.)	1983-85	Ken Yackel, Sr. (St. Paul, Minn.)	1951-53	Patrick White (Grand Rapids, Minn.)	2007-11
Eric Lempe (Grand Rapids, Minn.)	1982-83	Leo Goslin (Minneapolis, Minn.)	1950-51	Gino Guyer (Coleraine, Minn.)	2002-06
Scott Richart (New Brighton, Minn.)	1980-83	John O'Brien (Winnipeg, Man.)	1948-49	Erik Westrum (Apple Valley, Minn.)	1998-2001
John Muskat (Duluth, Minn.)	1980-82			Ryan Kraft (Moorhead, Minn.)	1994-98
Peter Hayek (Robbinsdale, Minn.)	1976-80	#5		Darby Hendrickson (Richfield, Minn.)	1991-93
Brad Morrow (Anoka, Minn.)	1973-76	Mike Reilly (Chanhassen, Minn.)	2012-	Thomas Pederson (Bloomington, Minn.)	1988-91
Bruce McIntosh (Eden Prairie, Minn.)	1969-71	Mike Thompson (Eden Prairie, Minn.)	2011	Paul Broten (Roseau, Minn.)	1985-88
Donald Fraser (Toronto, Ont.)	1968-69	Nick Leddy (Eden Prairie, Minn.)	2009-10	Richard Erdall (Minneapolis, Minn.)	1981-85
Richard Paradise (St. Paul, Minn.)	1965-68	Derek Peltier (Plymouth, Minn.)	2004-08	Neal Broten (Roseau, Minn.)	1980-81
Jerry Edman (Cloquet, Minn.)	1964-65	Jon Waibel (Baudette, Minn.)	2000-04	Scott Lynch (North St. Paul, Minn.)	1979-80
David Metzen (South St. Paul, Minn.)	1963-64	Ryan Trebil (Bloomington, Minn.)	1997-2000	Rob McClanahan (St. Paul, Minn.)	1976-79
Lou Nanne (Sault Ste. Marie, Ont.)	1960-63	Dan Trebil (Bloomington, Minn.)	1992-96	Donald Madson (Grand Rapids, Minn.)	1975-76
James Westby (Minneapolis, Minn.)	1957-58	Nick Gerebi (Roseville, Minn.)	1989-92	Michael Polich (Hibbing, Minn.)	1971-75
Jack Petroske (Hibbing, Minn.)	1953-55, 56-57	Steve Orth (St. Cloud, Minn.)	1984-88	Ronald Peltier (St. Paul, Minn.)	1968-71
Tom Wegleitner (St. Paul, Minn.)	1950-53	Gary Shopek (Minneapolis, Minn.)	1983-84	Greg Hughes (St. Paul, Minn.)	1966-68
Calvin Engelstad (Hallock, Minn.)	1948-50	Steve Schoen (New Hope, Minn.)	1981-83	Charles Norby (Grand Forks, N.D.)	1965-66
		Michael Knoke (Minneapolis, Minn.)	1979-81	Larry Stordahl (Roseau, Minn.)	1961-65
		Joseph Baker (White Bear Lake, Minn.)	1974-79	Robert Wasko (St. Paul, Minn.)	1959-60
				Doug Larson (Minneapolis, Minn.)	1958-59

ALL-TIME NUMBERS

Terry Bartholome (St. Louis Park, Minn.)	1956-58
Ken Wellen (Roseau, Minn.)	1955-57
John Delaney (White Bear Lake, Minn.)	1954-55
Ben Maloney (St. Paul, Minn.)	1953-54
Don Antonuk (Calgary, Alberta)	1951-52
Edwin Broughton (Roseau, Minn.)	1950-51

#8

Number retired in honor of John Mayasich

Brett Abrahamson (Oakdale, Minn.)	1995-98
Joseph Pankratz (Bloomington, Minn.)	1994-95
Eric Means (Rochester, Minn.)	1991-94
Ken Gemander (Coleraine, Minn.)	1987-91
Eric Lempe (Grand Rapids, Minn.)	1983-84
Corey Millen (Cloquet, Minn.)	1982-83, 84-87
David Dillon (Bloomington, Minn.)	1979-82
Perry Ardito (Sault Ste. Marie, Ont.)	1977-79
Randy Lucas (St. Paul Park, Minn.)	1976-77
Tony Dorn (Thief River Falls, Minn.)	1974-76
Dick Spannbauer (St. Paul, Minn.)	1972-74
Doug Selter (St. Paul, Minn.)	1969-72
Craig Sarner (North St. Paul, Minn.)	1968-69
Gary Gambucci (Hibbing, Minn.)	1965-68
Patrick Furlong (Hibbing, Minn.)	1963-65
James Stordahl (Roseau, Minn.)	1961-63
Larry Johnson (Edina, Minn.)	1960-61
Mervyn Meredith (Minneapolis, Minn.)	1959-60
Richard Alm (Minneapolis, Minn.)	1958-60
Bob Turk (St. Paul, Minn.)	1955-58
John Mayasich (Eveleth, Minn.)	1951-55
John Amatuzio (Duluth, Minn.)	1950-51
Howard Johnson (St. Paul, Minn.)	1948-49

#9

Ryan Reilly (Chanhassen, Minn.)	2012-
Taylor Matson (Mound, Minn.)	2008-12
Kyle Okposo (St. Paul, Minn.)	2006-08
Andy Sertich (Coleraine, Minn.)	2002-06
John Pohl (Red Wing, Minn.)	1998-2002
Casey Hankinson (Edina, Minn.)	1994-98
Joe Dziedzic (Minneapolis, Minn.)	1990-94
Peter Hankinson (Edina, Minn.)	1986-90
Tom Chorske (Minneapolis, Minn.)	1985-86
Miike Guentzel (Marble, Minn.)	1984-85
Steve MacSwain (Anchorage, Alaska)	1983-84
Ben Belde (St. Paul, Minn.)	1980-83
Tim Harrer (Bloomington, Minn.)	1976-80
Tom Youngmans (St. Paul, Minn.)	1974-76
Craig Sarner (North St. Paul, Minn.)	1969-71
Peter Fichuk (International Falls, Minn.)	1966-69
Lorne Grosso (Sault Ste. Marie, Ont.)	1964-66
Dean Carlson (Minneapolis, Minn.)	1963-64
Tom Morse (International Falls, Minn.)	1962-63
Richard Young (North St. Paul, Minn.)	1960-62
Jerry Norman (Eveleth, Minn.)	1958-59
Herb Brooks (St. Paul, Minn.)	1956-58
Ray Karnuth (St. Paul, Minn.)	1955-56
Peter Passolt (Minneapolis, Minn.)	1954-55
Jack Delaney (White Bear Lake, Minn.)	1953-54
Richard Hedenstrom (St. Paul, Minn.)	1952-53
George Keys (St. Paul, Minn.)	1951-52
Earl Glidden (Hallock, Minn.)	1950-51
Robert Harris (Roseau, Minn.)	1948-50

#10

Ben Marshall (Mahtomedi, Minn.)	2011-
Aaron Ness (Roseau, Minn.)	2008-11
Alex Goligoski (Grand Rapids, Minn.)	2004-07
Paul Martin (Elk River, Minn.)	2000-03
Mike Anderson (Bloomington, Minn.)	1995-99
Scott Bell (Inver Grove Hts, Minn.)	1990-93, 94-95
Randy Skarda (West St. Paul, Minn.)	1986-89
Tom Ward (Richfield, Minn.)	1985-86
Paul Broten (Roseau, Minn.)	1984-85
Scott Knutson (Roosevelt, Minn.)	1982-84
Paul Butters (Rochester, Minn.)	1981-82
Aaron Broten (Roseau, Minn.)	1979-81
Eric Strobel (Rochester, Minn.)	1976-79
Warren Miller (South St. Paul, Minn.)	1973-76
James Ebbitt (Montreal, Que.)	1970-71
Larry Paradise (St. Paul, Minn.)	1967-70
Jerry Troien (St. Paul, Minn.)	1966-67
Jack Thoenke (Roseville, Minn.)	1965-66
Roy Nystrom (Eveleth, Minn.)	1963-65
David Metzen (South St. Paul, Minn.)	1962-63
William Ramsay (Minneapolis, Minn.)	1961-62
James Stordahl (Roseau, Minn.)	1960-61
Stuart Anderson (St. Paul, Minn.)	1958-60
Mike Pearson (Fort Frances, Ont.)	1955-58
James Carroll (White Bear Lake, Minn.)	1954-55
Bob Johnson (Minneapolis, Minn.)	1952-54
William Newman (Portage la Prairie, Man.)	1951-52
George Keys (St. Paul, Minn.)	1950-51
Ken Troumby (Taconite, Minn.)	1948-50

#11

Sam Warning (Chesterfield, Mo.)	2011-
Mike Hoeffel (North Oaks, Minn.)	2007-11
Nate Hagemo (Edina, Minn.)	2004-06
Dan Welch (Hastings, Minn.)	2002-03
Erik Wendell (Brooklyn Park, Minn.)	1998-2002
Dave Spehar (Duluth, Minn.)	1996-98
obby Dustin (Roseville, Minn.)	1992-96
Dean Williamson (Edina, Minn.)	1988-90
Todd Okerlund (Burnsville, Minn.)	1983-87
Steve Griffith (Roseville, Minn.)	1979-83
Steve Christoff (Richfield, Minn.)	1976-79
Patrick Phippen (Roseville, Minn.)	1973-76
James Gambucci (Grand Forks, N.D.)	1970-73
Richard Yurich (Sault Ste. Marie, Ont.)	1968-70
Robert Shattuck (St. Paul, Minn.)	1965-68
Richard Haigh (St. Paul, Minn.)	1963-65
Gary Bloedel (St. Paul, Minn.)	1962-63
Larry Smith (Minneapolis, Minn.)	1959-62
Wayne Meredith (Minneapolis, Minn.)	1958-60
Dick Burg (Minneapolis, Minn.)	1955-58
Dick Meredith (Minneapolis, Minn.)	1951-55
Ruben Bjorkman (Roseau, Minn.)	1950-51
John Bonner (Virginia, Minn.)	1948-50

#12

Justin Holl (Tonka Bay, Minn.)	2010-
Tony Lucia (Plymouth, Minn.)	2006-10
Matt Koalska (St. Paul, Minn.)	2000-01
Doug Meyer (Bloomington, Minn.)	1998-2000
Rico Pagel (Minnetonka, Minn.)	1996-97
Jason Seils (St. Paul, Minn.)	1994-96
Brian La Fleur (Bloomington, Minn.)	1993-94
Cory Laylin (St. Cloud, Minn.)	1988-92
David Grannis (South St. Paul, Minn.)	1984-88

David Preuss (White Bear Lake, Minn.)	1981-84
Michael Reilly (Roseville, Minn.)	1979-81
Phil Verchota (Duluth, Minn.)	1975-79
Paul Holmgren (St. Paul, Minn.)	1974-75
Michael Antonovich (Calumet, Minn.)	1969-72
Michael Kurtz (St. Paul, Minn.)	1968-69
John Jesky (St. Paul, Minn.)	1967-69
Michael Crupi (St. Paul, Minn.)	1965-67
Craig Falkman (St. Paul, Minn.)	1963-65
Richard Kasner (Minneapolis, Minn.)	1962-63
Don Norquist (St. Paul, Minn.)	1961-62
Jerry Norman (Eveleth, Minn.)	1960-61
Dave Rovick (Minneapolis, Minn.)	1958-60
Dave Rodda (Eveleth, Minn.)	1955-58
Gary Bergsgen (Minneapolis, Minn.)	1954-55
Wendell Anderson (St. Paul, Minn.)	1952-54
Frank Larson (St. Paul, Minn.)	1950-52
Jerry Lindegard (Hallock, Minn.)	1948-49

#13

Taylor Cammarata (Plymouth, Minn.)	2013-
Nico Sacchetti (Virginia, Minn.)	2008-12
Ben Gordon (International Falls, Minn.)	2004-08
Keith Ballard (Baudette, Minn.)	2001-04
Nate Miller (Anoka, Minn.)	1996-2000
Jay Moser (Cottage Grove, Minn.)	1994-96
Brandon Steege (Burnsville, Minn.)	1991-94
Craig Johnson (St. Paul, Minn.)	1990-91
Craig Mack (East Grand Forks, Minn.)	1984-87
James MacKay (Pembina, N.D.)	1965-66
William Ronning (Minneapolis, Minn.)	1964-65
Richard Swenson (Minneapolis, Minn.)	1963-64
Tom McCoy (Minneapolis, Minn.)	1961-63
Oscar Mahle (International Falls, Minn.)	1960-61
Roger Bertelson (St. Paul, Minn.)	1957-58
Bob Nyhus (Duluth, Minn.)	1949-50

#14

Tom Serratore (Colorado Springs, Colo.)	2010-
Justin Bostrom (Vadnais Heights, Minn.)	2005-09
Jake Taylor (Byron, Minn.)	2003-04
Chad Roberg (Duluth, Minn.)	1999-03
Cory Miller (Bloomington, Minn.)	1996-99
Wyatt Smith (Warroad, Minn.)	1995-96
Craig Johnson (St. Paul, Minn.)	1991-93
Trent Klatt (Osseo, Minn.)	1989-91
Jay Cates (Stillwater, Minn.)	1985-88
Sean Regan (North St. Paul, Minn.)	1984-85
John LaBatt (Minnetonka, Minn.)	1983-84
Butsy Erickson (Roseau, Minn.)	1979-83
Neal Broten (Roseau, Minn.)	1978-79
Mark Lambert (St. Paul, Minn.)	1974-78
Thomas Sathre (Minneapolis, Minn.)	1970-71
Michael Kurtz (St. Paul, Minn.)	1969-70
Scott Buchan (White Bear Lake, Minn.)	1968-69
David Roddy (Bloomington, Minn.)	1967-68
Keith Bolin (International Falls, Minn.)	1966-67
Greg Hughes (St. Paul, Minn.)	1965-66
Gary Hokanson (Warroad, Minn.)	1963-65
Craig Falkman (St. Paul, Minn.)	1962-63
Gary Schmalzbauer (St. Paul, Minn.)	1960-62
Larry Johnson (Edina, Minn.)	1959-60
Roger Benson (Winona, Minn.)	1958-59
John Delmore (Roseau, Minn.)	1956-58
Terry Bartholome (St. Louis Park, Minn.)	1955-56
Jack Knip (Minneapolis, Minn.)	1954-55

ALL-TIME NUMBERS

Jack Monahan (Minneapolis, Minn.)	1953-54
Peter Steuerwald (Taconite, Minn.)	1952-53
John Reidhead (Wayzata, Minn.)	1951-52
James Sedin (St. Paul, Minn.)	1950-51

#15

A.J. Michaelson (Apple Valley, Minn.)	2012-
Joe Miller (Plymouth, Minn.)	2008-12
Mike Vannelli (St. Paul, Minn.)	2003-07
Mike Erickson (Eden Prairie, Minn.)	2001-02
Stuart Senden (Alexandria, Minn.)	1997-2001
Ryan Trebil (Bloomington, Minn.)	1996-97
Clint Johnson (Duluth, Minn.)	1994-95
Steve Magnusson (Dayton, Minn.)	1991-94
Jake Enebak (Northfield, Minn.)	1988-91
Christopher May (Minneapolis, Minn.)	1986-88
Eric Lempe (Grand Rapids, Minn.)	1984-86
James Malwitz (Grand Rapids, Minn.)	1981-84
David Terwilliger (Edina, Minn.)	1977-81
Tom Vannelli (St. Paul, Minn.)	1974-77
Donald Dumais (Silver Bay, Minn.)	1969-72
Richard Nelson (Grand Forks, N.D.)	1968-69
Tom Phillips (Minneapolis, Minn.)	1967-68
John Dale (St. Paul, Minn.)	1964-67
Ron Constantine (Eveleth, Minn.)	1960-63
Roger Rovick (Minneapolis, Minn.)	1958-60
William Pedersen (St. Paul, Minn.)	1957-58
Chet Lundsten (Williams, Minn.)	1955-57
Herbert Sellars (Hibbing, Minn.)	1954-55
Bill McKenzie (Virginia, Minn.)	1953-54
James Tschida (Minneapolis, Minn.)	1951-53
Charles Massie (Minneapolis, Minn.)	1950-51

#16

Nate Condon (Wausau, Wis.)	2010-
Mike Carman (Apple Valley, Minn.)	2006-10
Ryan Potulny (Grand Forks, N.D.)	2003-06
Nick Anthony (Faribault, Minn.)	1999-2003
Tom Nevers (Edina, Minn.)	1995-96
Brandon Steege (Burnsville, Minn.)	1994-95
John Brill (Grand Rapids, Minn.)	1989-93
Todd Richards (Crystal, Minn.)	1985-89
Roger Bowe (Lauderdale, Minn.)	1983-85
Tom Ward (Richfield, Minn.)	1982-83
Mark Huglen (Roseau, Minn.)	1980-82
Paul Lundeen (Minneapolis, Minn.)	1979-80
Dean Blais (International Falls, Minn.)	1969-73
David Roddy (Bloomington, Minn.)	1968-69
Richard Yurich (Sault Ste. Marie, Ont.)	1967-68
James Branch (Richfield, Minn.)	1964-67
James Anderson (Minneapolis, Minn.)	1963-64
Roy Nystrom (Eveleth, Minn.)	1962-63
David Metzner (South St. Paul, Minn.)	1961-62
Dale Rasmussen (Minneapolis, Minn.)	1959-61
Roger Benson (Winona, Minn.)	1959-60
Gary Alm (Minneapolis, Minn.)	1955-56, 57-59
Stan Hubbard (Minneapolis, Minn.)	1953-54
Charles Logan (Minneapolis, Minn.)	1951-52
Russell Strom (Duluth, Minn.)	1949-51
James Sedin (St. Paul, Minn.)	1948-49

#17

Seith Ambroz (New Prague, Minn.)	2011-
Jacob Cepis (Parma, Ohio)	2009-11
Blake Wheeler (Plymouth, Minn.)	2005-08
Garrett Smaagaard (Eden Prairie, Minn.)	2001-05

Wyatt Smith (Warroad, Minn.)	1996-99
David Larson (St. Paul, Minn.)	1992-96
Larry Olimb (Warroad, Minn.)	1988-92
Tom Chorske (Minneapolis, Minn.)	1986-87
John Labatt (Minnetonka, Minn.)	1984-86
Sean Regan (North St. Paul, Minn.)	1983-84
Wally Chapman (Edina, Minn.)	1982-83
Brian Thoresen (Minnetonka, Minn.)	1981-82
Paul Lundeen (Minneapolis, Minn.)	1980-81
Don Micheletti (Hibbing, Minn.)	1976-80
Russell Anderson (Minneapolis, Minn.)	1974-76
Steve Hall (Minneapolis, Minn.)	1968-71
James Johnson (Minneapolis, Minn.)	1967-68
Dennis Zacho (White Bear Lake, Minn.)	1966-67
Bruce Melander (Minneapolis, Minn.)	1964-66
Michael Alm (Minneapolis, Minn.)	1963-65
John Delmore (Roseau, Minn.)	1961-62
Larry Smith (Minneapolis, Minn.)	1958-59
Stuart Anderson (St. Paul, Minn.)	1957-58
Robert Schmidt (St. Paul, Minn.)	1954-57
Gene Campbell (Minneapolis, Minn.)	1951-54
Melvin Peterson (Eveleth, Minn.)	1950-51
Ruben Bjorkman (Roseau, Minn.)	1948-49

#18

Christian Horn (Plymouth, Minn.)	2012-
Nick Larson (Stillwater, Minn.)	2008-12
Jim O'Brien (Maplewood, Minn.)	2006-07
Kris Chucko (Burnaby, B.C.)	2004-06
Grant Potulny (Grand Forks, N.D.)	2000-04
Aaron Miskovich (Grand Rapids, Minn.)	1997-98
Andy Brink (Bemidji, Minn.)	1993-96
John O'Connell (Apple Valley, Minn.)	1991-93
Jeff Nielsen (Grand Rapids, Minn.)	1990-91
Dave Snuggerud (Minnetonka, Minn.)	1985-87, 88-89
William Yon (Roseau, Minn.)	1981-85
Steve Ulseth (Roseville, Minn.)	1977-81
Tom Gorence (St. Paul, Minn.)	1975-77
James McCoy (Colorado Springs, Colo.)	1973-75
James Knutson (Edina, Minn.)	1969-73
Mark Barbato (Hibbing, Minn.)	1968-69
Scott Buchan (White Bear Lake, Minn.)	1967-68
Jerry Christenson (Lauderdale, Minn.)	1966-67
Tom Toebe (Roseville, Minn.)	1964-66
Rolf Vinnes (St. Paul, Minn.)	1964-65
William Ramsay (Minneapolis, Minn.)	1962-64
Wayne Meredith (Minneapolis, Minn.)	1960-62
Murray Williamson (Winnipeg, Man.)	1956-59
Ken Yackel, Sr. (St. Paul, Minn.)	1954-56
Parker Stroom (Hallock, Minn.)	1952-53
Pete Steuerwald (Taconite, Minn.)	1951-52
Donald Bodin (Duluth, Minn.)	1950-51
Ruben Bjorkman (Roseau, Minn.)	1949-50
Bud Frick (Winnipeg, Man.)	1948-49

#19

Vinni Lettieri (Excelsior, Minn.)	2013-
Erik Haula (Pori, Finland)	2010-2013
Jordan Schroeder (Prior Lake, Minn.)	2008-10
Evan Kaufmann (Plymouth, Minn.)	2006-08
Danny Irmén (Fargo, N.D.)	2003-06
Matt DeMarchi (Bemidji, Minn.)	1999-2003
Reggie Berg (Anoka, Minn.)	1995-99
Justin McHugh (Minnetonka, Minn.)	1991-95
Ben Hankinson (Edina, Minn.)	1987-91
Steve MacSwain (Anchorage, Alaska)	1985-87

Tony Kellin (Grand Rapids, Minn.)	1982-85
Kevin Hartzell (St. Paul, Minn.)	1978-82
Robert Fish (Warroad, Minn.)	1975-78
Robert Harris (Roseau, Minn.)	1971-75
Bart Buetow (St. Paul, Minn.)	1969-72
James Ebbitt (Montreal, Que.)	1969-70
William Klatt (St. Paul, Minn.)	1966-69
Barry Bloomgren (Richfield, Minn.)	1965-66
John Torrell (Eveleth, Minn.)	1964-65
Lorne Grosso (Sault Ste. Marie, Ont.)	1963-64
Dave Brooks (St. Paul, Minn.)	1960-62
Myron Grafstrom (Roseau, Minn.)	1957-60
Earl Glidden (Hallock, Minn.)	1951-52
Jerome Reichel (Minneapolis, Minn.)	1950-51
Robert Moran (Minneapolis, Minn.)	1949-50
John McEwen (Port Arthur, Ont.)	1948-49

#20

Michael Brodzinski (Ham Lake, Minn.)	2013-
Mark Alt (St. Paul, Minn.)	2010-2013
David Fischer (Apple Valley, Minn.)	2006-10
Evan Kaufmann (Plymouth, Minn.)	2004-06
Joey Martin (Rogers, Minn.)	2000-04
Shawn Roed (White Bear Lake, Minn.)	1999-2000
Mike Crowley (Bloomington, Minn.)	1994-97
Jeff Nielsen (Grand Rapids, Minn.)	1991-94
Lance Werness (Burnsville, Minn.)	1987-91
Blaine Rude (Fergus Falls, Minn.)	1986-87
Michael Anderson (Maplewood, Minn.)	1982-86
Jeff Teal (Rochester, Minn.)	1978-82
James Boo (Mahtomedi, Minn.)	1975-78
Tom Dahlheim (Bloomington, Minn.)	1972-75
John Harris (Roseau, Minn.)	1970-74
Thomas Sathre (Minneapolis, Minn.)	1969-70
Robert Gustafson	1968-69
Patrick Westrum (Minneapolis, Minn.)	1967-68
William Suss (Minneapolis, Minn.)	1966-67
Mark Ryman (Minneapolis, Minn.)	1963-66
Richard Bloom (Warroad, Minn.)	1962-63
Tom Morse (International Falls, Minn.)	1960-62
Elmer Walls (International Falls, Minn.)	1958-59
Dave Watts (Oldwick, N.J.)	1957-58
Bob Meredith (Minneapolis, Minn.)	1953-56
Wendell Anderson (St. Paul, Minn.)	1951-52
Leonard Johnson (Minneapolis, Minn.)	1950-51
Robert Fleming (Winnipeg, Man.)	1948-49

#21

Connor Reilly (Chanhasen, Minn.)	2012-
Jake Hansen (White Bear Lake, Minn.)	2008-12
Tom Pohl (Red Wing, Minn.)	2004-08
Troy Riddle (Minneapolis, Minn.)	2000-04
Mike Lyons (St. Paul, Minn.)	1996-2000
Brian Bonin (White Bear Lake, Minn.)	1992-96
Mike Muller (Plymouth, Minn.)	1990-92
Tom Chorske (Minneapolis, Minn.)	1988-89
Eric Dornfeld (Stillwater, Minn.)	1985-87
Kurt Larson (Moorhead, Minn.)	1982-85
Erik Evans (Red Wing, Minn.)	1981-82
Bar Larson (Bloomington, Minn.)	1978-81
Bruce Lind (Richfield, Minn.)	1975-78
Tim Carlson (Edina, Minn.)	1971-75
Dixon Shelstad (Minneapolis, Minn.)	1970-73
Murray McLachlan (Toronto, Ont.)	1967-70
Dennis Zacho (White Bear Lake, Minn.)	1964-66
John Torrell (Eveleth, Minn.)	1963-64

ALL-TIME NUMBERS

Pete Lintula (Sparta, Minn.)	1962-63
Elmer Walls (International Falls, Minn.)	1959-60
Tom Riley (International Falls, Minn.)	1955-59
Dick Johnson (Minneapolis, Minn.)	1953-54
George Roehrdanz (Minneapolis, Minn.)	1952-53
Jerome Reichel (Minneapolis, Minn.)	1951-52
Kyle Peterson (Minneapolis, Minn.)	1950-51

#22

Travis Boyd (Hopkins, Minn.)	2011-
Max Gardiner (Edina, Minn.)	2010-11
Ryan Flynn (Lino Lakes, Minn.)	2006-10
Brent Borgen (Mahtomedi, Minn.)	2004-06
Jeff Taffe (Hastings, Minn.)	1999-2002
Ben Clymer (Bloomington, Minn.)	1996-98
Jesse Bertoglio (Cloquet, Minn.)	1992-96
Trent Klatt (Osseo, Minn.)	1991-92
Grant Bischoff (Grand Rapids, Minn.)	1987-91
Michael Luckraft (Burnsville, Minn.)	1985-87
Craig Mack (East Grand Forks, Minn.)	1983-84
Thomas Hirsch (Minneapolis, Minn.)	1981-83
Brad Doshan (Hastings, Minn.)	1977-81
Ken Yackel, Jr. (South St. Paul, Minn.)	1974-77
Mark Barbato (Hibbing, Minn.)	1969-71
Jerry Norman (Eveleth, Minn.)	1959-60
Richard Young (North St. Paul, Minn.)	1958-59
John Newkirk (Minneapolis, Minn.)	1955-58
Rodney Magnuson (St. Paul, Minn.)	1954-55
Jack Erickson (Thief River Falls, Minn.)	1953-54
Linder Peterson (Minneapolis, Minn.)	1952-54
James Sedin (St. Paul, Minn.)	1949-50

#23

Jared Larson (Apple Valley, Minn.)	2010-2013
Josh Birkholz (Maple Grove, Minn.)	2009-10
Tyler Hirsch (Bloomington, Minn.)	2002-06
Dan Welch (Hastings, Minn.)	1999-2000, 01-02
Dan Woog (St. Paul, Minn.)	1992-97
Doug Zmolek (Rochester, Minn.)	1989-91
Frank Gersich (Duluth, Minn.)	1986-88
Roger Bowe (Lauderdale, Minn.)	1985-86
Tom Rothstein (Grand Rapids, Minn.)	1980-85
John Meredith (Minneapolis, Minn.)	1976-80
Bryan Fredrickson (Minneapolis, Minn.)	1973-76
John Matschke (White Bear Lake, Minn.)	1970-74

#24

Hudson Fasching (Burnsville, Minn.)	2013-
Zach Budish (Edina, Minn.)	2009-2013
Michael Dorr (Roseville, Minn.)	2008
Mike Howe (St. Cloud, Minn.)	2004-08
Matt Koalska (St. Paul, Minn.)	2001-04
Ben Tharp (Hastings, Minn.)	1999-01
Bill Kohn (Roseville, Minn.)	1995-2000
John Hillman (Blaine, Minn.)	1993-94
Travis Richards (Crystal, Minn.)	1989-93
David Espe (White Bear Lake, Minn.)	1985-89
Steve MacSwain (Anchorage, Alaska)	1984-85
Mike Guentzel (Marble, Minn.)	1981-84
Robert Bergloff (Bloomington, Minn.)	1977-81
Timothy Rainey (Bloomington, Minn.)	1975-77
Buzz Schneider (Babbitt, Minn.)	1973-75
Bruce Carlson (Edina, Minn.)	1970-74
Melvin Peterson (Eveleth, Minn.)	1949-50

#25

Justin Kloos (Lakeville, Minn.)	2013-
Drew Fisher (International Falls, Minn.)	2007-09
Jerrid Reinholz (Ramsey, Minn.)	2002-05
Pat O'Leary (Plymouth, Minn.)	1998-2002
Brent Godbout (Woodbury, Minn.)	1993-95, 96-98
Matthew Stelljes (Osseo, Minn.)	1992-93
Peter Helgeson (Roseau, Minn.)	1991-92
Paul Schwab (Croskton, Minn.)	1990-91
Scott Bloom (Burnsville, Minn.)	1987-90
Gary Shopek (Minneapolis, Minn.)	1984-87
Steve Orth (St. Cloud, Minn.)	1983-84
Michael Harrer (Bloomington, Minn.)	1981-83
Brian Zins (Hoyt Lakes, Minn.)	1978-80
Daniel Bonk (South St. Paul, Minn.)	1975-78
Michael Virant (Aurora, Minn.)	1972-75

#26

Christian Isackson (West St. Paul, Minn.)	2011-
Jay Barriball (Prior Lake, Minn.)	2006-11
Phil Kessel (Madison, Wis.)	2005-06
Thomas Vanek (Graz, Austria)	2002-04
Nick Angell (Duluth, Minn.)	1998-2002
Jason Godbout (Woodbury, Minn.)	1995-98
James Hillman (Blaine, Minn.)	1992-94
Jason Miller (Bloomington, Minn.)	1987-91
Scott Bloom (Burnsville, Minn.)	1986-87
Pat Micheletti (Hibbing, Minn.)	1982-86
Jeff Langevin (St. Paul, Minn.)	1980-82
Wayne Larson (Minneapolis, Minn.)	1977-80
Reed Larson (Minneapolis, Minn.)	1974-77

#27

Gabe Guertler (Fort Lauderdale, Fla.)	2013-
Nick Bjuggstad (Blaine, Minn.)	2010-2013
Brian Schack (Lino Lakes, Minn.)	2006-10
Barry Tallackson (Detroit Lakes, Minn.)	2001-05
Aaron Miskovich (Grand Rapids, Minn.)	1998-2001
Erik Rasmussen (St. Louis Park, Minn.)	1995-97
Jed Fiebelkorn (Maple Grove, Minn.)	1991-95
Luke Johnson (Brooklyn Park, Minn.)	1987-91
Tim Bergland (Thief River Falls, Minn.)	1983-87
Scott Bjuggstad (New Brighton, Minn.)	1979-83
Glen Letourneau (Rochester, Minn.)	1977-79
John Amatuzio (Duluth, Minn.)	1949-50

#28

Jake Bischoff (Grand Rapids, Minn.)	2013-
Cade Fairchild (Duluth, Minn.)	2007-11
Brett Mackinnon (Wayzata, Minn.)	2001-04
Matt Leimbek (Rochester, Minn.)	1997-2001
Clint Johnson (Duluth, Minn.)	1995-96
Jason Godbout (Woodbury, Minn.)	1994-95
Tony Bianchi (Bloomington, Minn.)	1992-94
Eric Means (Rochester, Minn.)	1989-91
Marty Nanne (Edina, Minn.)	1985-88
Richard Geist (St. Paul, Minn.)	1983-85
David Jensen (Crystal, Minn.)	1979-83
Michael Greeder (Mahtomedi, Minn.)	1977-79

#29

Nate Schmidt (St. Cloud, Minn.)	2010-
Ryan Stoa (Bloomington, Minn.)	2005-09
Jake Fleming (Osseo, Minn.)	2001-05
Dax Leopart (Forest Lake, Minn.)	2000-01
Rico Pagel (Minnetonka, Minn.)	1997-2000

Dan Hendrickson (Richfield, Minn.)	1993-97
Thomas Newman (Blaine, Minn.)	1989-93
Travis Richards (Crystal, Minn.)	1988-89
John Blue (San Jose, Calif.)	1985-87
Eric Dornfeld (Stillwater, Minn.)	1984-85
Jeff Larson (White Bear Lake, Minn.)	1981-84
Scott Schreifels (New Brighton, Minn.)	1980-81
Jay Larson (Minneapolis, Minn.)	1978-80

#30

Matt LaPrade (Chanhassen, Minn.)	2012-
Jake Kremer (Eden Prairie, Minn.)	2008-12
Erik Young (White Bear Lake, Minn.)	1999-2001
Ryan Westrum (Apple Valley, Minn.)	1998-99
Jeff Moen (Roseville, Minn.)	1992-96
Jeff Stolz (Nashauk, Minn.)	1988-92
Timothy Cortes (Duluth, Minn.)	1987-88
Jon Brekken (Croskton, Minn.)	1985-86
John Colombo (Bloomington, Minn.)	1980-83
David Gatherum (Thunder Bay, Ont.)	1979-80
James Jetland (Grand Rapids, Minn.)	1978-79
Paul Joswiak (Mahtomedi, Minn.)	1976-78
Tom Mohr (Hopkins, Minn.)	1975-76
Jeff Tscherne (Edina, Minn.)	1974-75
William Bidon (Grand Forks, N.D.)	1969-71
Tom Connelly (St. Paul, Minn.)	1949-50

#31

Ryan Coyne (Plymouth, Minn.)	2012-
Alex Fons (Minnetonka, Minn.)	2011
Travis Weber (Hibbing, Minn.)	2001-03
Willy Marvin (Warroad, Minn.)	1995-99
Jeff Callinan (Mound, Minn.)	1991-95
James Anderson (Roseville, Minn.)	1990-91
Jake Enebak (Northfield, Minn.)	1987-88

#32

Adam Wilcox (South St. Paul)	2012-
Grant Scott (Sewickley, Pa.)	2008
Dustin Smieja (St. Paul, Minn.)	2003-04
Rob LaRue (Minnetonka, Minn.)	1998-99
Mark Birmingham (Minneapolis, Minn.)	1998-99
William Anderson (White Bear Lake, Minn.)	1994-95
Joseph Hartwell (Mahtomedi, Minn.)	1987-88
Kurt Larson (Moorhead, Minn.)	1981-82

#33

Alex Kangas (Rochester, Minn.)	2007-11
Justin Johnson (Ham Lake, Minn.)	2001-05
Dave Spehar (Duluth, Minn.)	1998-2000
Erik Westrum (Apple Valley, Minn.)	1997-98
Nick Checchio (Bloomington, Minn.)	1993-97
Doug Zmolek (Rochester, Minn.)	1991-92
Layne Leitner (St. Paul, Minn.)	1990-91
Brett Strot (Osseo, Minn.)	1986-90
Frank Gersich (Duluth, Minn.)	1985-86
John Blue (San Jose, Calif.)	1984-85
Michael Vacanti (Edina, Minn.)	1982-84
Paul Ostby (Elk River, Minn.)	1979-82

#34

Kellen Briggs (Colorado Springs, Colo.)	2003-07
Dustin Smieja (St. Paul, Minn.)	2002-03
Pete Samargia (Eveleth, Minn.)	1999-2001
Steve DeBus (Rochester, Minn.)	1995-98
Brett Abrahamson (Oakdale, Minn.)	1993-94

ALL-TIME NUMBERS

Todd Westlund (Burnsville, Minn.)	1990-93
Jon Anderson (White Bear Lake, Minn.)	1986-90

#35

Kent Patterson (Plymouth, Minn.)	2008-12
Brent Solei (Coon Rapids, Minn.)	2004-08
Erik Day (Elk River, Minn.)	1996-99
Steve DeBus (Rochester, Minn.)	1994-95
Steve Green (Minneapolis, MN)	1990-91, 93-94
Scott Nelson (Grand Rapids, Minn.)	1989-90
Al Fritsinger (Coon Rapids, Minn.)	1987-89
David Lamb (Horace, N.D.)	1986-87
Paul Butters (Rochester, Minn.)	1982-83
Brad Johnson (Red Wing, Minn.)	1981-82
Paul Butters (Rochester, Minn.)	1979-81
Michael Burkhardt (Minneapolis, Minn.)	1977-78
Jeff Tscherne (Edina, Minn.)	1975-77
Larry Thayer (Edina, Minn.)	1974-75
Tom Mohr (Hopkins, Minn.)	1973-75

#36

Tony Bianchi (Bloomington, Minn.)	1991-92
-----------------------------------	---------

#48

Donald Rogers (Minneapolis, Minn.)	1948-49
------------------------------------	---------

#55

John Amatuzio (Duluth, Minn.)	1948-49
-------------------------------	---------

#57

Charles Massie (Minneapolis, Minn.)	1949-50
-------------------------------------	---------

#61

Len Johnson (Minneapolis, Minn.)	1949-50
----------------------------------	---------

#71

Donald Bodin (Duluth, Minn.)	1949-50
------------------------------	---------

ALL-TIME NHL ROSTER

FORWARDS AND DEFENSEMEN

Stats are regular season totals only

RUSSELL ANDERSON (1976-85)

Year	Team	GP	G	A	Pts	PIM
1976-77	Pittsburgh Penguins	66	2	11	13	81
1977-78	Pittsburgh Penguins	74	2	16	18	150
1978-79	Pittsburgh Penguins	72	3	13	16	93
1979-80	Pittsburgh Penguins	76	5	22	27	150
1980-81	Pittsburgh Penguins	34	3	14	17	112
1981-82	Pittsburgh Penguins	31	0	1	1	98
	Hartford Whalers	25	1	3	4	85
1982-83	Hartford Whalers	57	0	6	6	171
1983-84	Los Angeles Kings	70	5	12	17	126
1984-85	Los Angeles Kings	14	1	1	2	20
Totals		519	22	99	121	1086

MIKE ANTONOVICH (1972-84)

1972-73	Minnesota Fighting Saints	75	20	19	39	46
1973-74	Minnesota Fighting Saints	68	21	29	50	4
1974-75	Minnesota Fighting Saints	67	24	26	50	20
1975-76	Minnesota Fighting Saints	57	25	21	46	18
	Minnesota North Stars	12	0	2	2	8
1976-77	New England Whalers	26	12	9	21	10
	Edmonton Oilers	7	1	1	2	0
	Minnesota Fighting Saints	42	27	21	48	28
1977-78	New England Whalers	75	32	35	67	32
1978-79	New England Whalers	69	20	27	47	35
1979-80	Hartford Whalers	5	0	1	1	2
1981-82	Minnesota North Stars	2	0	0	0	0
1982-83	New Jersey Devils	30	7	7	14	11
1983-84	New Jersey Devils	38	3	5	8	16
Totals		573	192	203	395	235

LES AUJE (1980-81)

1980-81	Colorado Rockies	6	0	3	3	4
Totals		6	0	3	3	4

BILL BAKER (1980-83)

1980-81	Montreal Canadiens	11	0	0	0	32
	Colorado Rockies	13	0	3	3	12
1981-82	St. Louis Blues	35	3	5	8	50
1982-83	New York Rangers	70	4	14	18	64
Totals		143	7	25	32	175

KEITH BALLARD (2005-PRES.) • MINNESOTA WILD

2005-06	Phoenix Coyotes	82	8	31	39	99
2006-07	Phoenix Coyotes	69	5	22	27	59
2007-08	Phoenix Coyotes	82	6	15	21	85
2008-09	Florida Panthers	82	6	28	34	72
2009-10	Florida Panthers	82	8	20	28	88
2010-11	Vancouver Canucks	65	2	5	7	53
2011-12	Vancouver Canucks	47	1	6	7	64
2012-13	Vancouver Canucks	36	0	2	2	29
Totals		545	36	129	165	549

TIM BERGLAND (1989-94)

1989-90	Washington Capitals	32	2	5	7	31
1990-91	Washington Capitals	47	5	9	14	21
1991-92	Washington Capitals	22	1	4	5	2
1992-93	Tampa Bay Lightning	27	3	3	6	11
1993-94	Tampa Bay Lightning	51	6	5	11	6
	Washington Capitals	3	0	0	0	4
Totals		182	17	26	43	75

ROBERT BERGLOFF (1982-83)

1982-83	Minnesota North Stars	2	0	0	0	5
Totals		2	0	0	0	5

STU BICKEL (2011-PRES.) • NEW YORK RANGERS

2011-12	New York Rangers	51	0	9	9	108
2012-13	New York Rangers	16	0	0	0	42
Totals		67	0	9	9	150

NICK BJUGSTAD (2013-PRES.) • FLORIDA PANTHERS

2012-13	Florida Panthers	11	1	0	1	2
Totals		11	1	0	1	2

SCOTT BJUGSTAD (1983-92)

1983-84	Minnesota North Stars	5	0	0	0	2
1984-85	Minnesota North Stars	72	11	4	15	32
1985-86	Minnesota North Stars	80	43	33	76	24
1986-87	Minnesota North Stars	39	4	9	13	43
1987-88	Minnesota North Stars	33	10	12	22	15
1988-89	Pittsburgh Penguins	24	3	0	3	4
1989-90	Los Angeles Kings	11	1	2	3	2
1990-91	Los Angeles Kings	31	2	4	6	12
1991-92	Los Angeles Kings	22	2	4	6	10
Totals		317	76	68	144	144

BRIAN BONIN (1998-2001)

1998-99	Pittsburgh Penguins	5	0	0	0	0
2000-01	Minnesota Wild	7	0	0	0	0
Totals		12	0	0	0	0

JIM BOO (1977-78)

1977-78	Minnesota North Stars	6	0	0	0	22
Totals		6	0	0	0	22

AARON BROTEN (1980-92)

1980-81	Colorado Rockies	2	0	0	0	0
1981-82	Colorado Rockies	58	15	24	39	6
1982-83	New Jersey Devils	73	16	39	55	28
1983-84	New Jersey Devils	80	13	23	36	36
1984-85	New Jersey Devils	80	22	35	57	38
1985-86	New Jersey Devils	66	18	25	43	26
1986-87	New Jersey Devils	80	26	53	79	36
1987-88	New Jersey Devils	80	26	57	83	80
1988-89	New Jersey Devils	80	16	43	59	81
1989-90	New Jersey Devils	42	10	8	18	36
	Minnesota North Stars	35	9	9	18	22
1990-91	Quebec Nordiques	20	5	4	9	6
	Toronto Maple Leafs	27	6	4	10	32
1991-92	Winnipeg Jets	25	4	5	9	14
Totals		748	186	329	515	441

NEAL BROTEN (1980-97)

1980-81	Minnesota North Stars	3	2	0	2	12
1981-82	Minnesota North Stars	73	38	60	98	42
1982-83	Minnesota North Stars	79	32	45	77	43
1983-84	Minnesota North Stars	76	28	61	89	43
1984-85	Minnesota North Stars	80	19	37	56	39
1985-86	Minnesota North Stars	80	29	76	105	47
1986-87	Minnesota North Stars	46	18	35	53	35
1987-88	Minnesota North Stars	54	9	30	39	32
1988-89	Minnesota North Stars	68	18	38	56	57
1989-90	Minnesota North Stars	80	23	62	85	45
1990-91	Minnesota North Stars	79	13	56	69	26
1991-92	Minnesota North Stars	76	8	26	34	16

ALL-TIME NHL ROSTER

1992-93	Minnesota North Stars	82	12	21	33	22
1993-94	Dallas Stars	79	17	35	52	62
1994-95	Dallas Stars	17	0	4	4	4
	New Jersey Devils	30	8	20	28	20
1995-96	New Jersey Devils	55	7	16	23	14
1996-97	New Jersey Devils	3	0	1	1	0
	Los Angeles Kings	19	0	4	4	0
	Dallas Stars	20	8	7	15	12
Totals		1099	289	634	923	571

PAUL BROTEN (1989-96)

1989-90	New York Rangers	32	5	3	8	26
1990-91	New York Rangers	28	4	6	10	18
1991-92	New York Rangers	74	13	15	28	102
1992-93	New York Rangers	60	5	9	14	48
1993-94	Dallas Stars	64	12	12	24	30
1994-95	Dallas Stars	47	7	9	16	36
1995-96	St. Louis Blues	17	0	1	1	4
Totals		322	46	55	101	264

BRAD BUETOW (1973-74)

1973-74	Cleveland Crusaders	25	0	0	0	4
Totals		25	0	0	0	4

BILL BUTTERS (1974-79)

1974-75	Minnesota Fighting Saints	24	2	2	4	58
1975-76	Minnesota Fighting Saints	59	0	15	15	170
	Houston Aeros	14	0	4	4	18
1976-77	Minnesota Fighting Saints	42	0	7	7	133
	Edmonton Oilers	7	0	2	2	17
	New England Whalers	26	1	8	9	65
1977-78	New England Whalers	45	1	13	14	69
	Minnesota North Stars	23	1	0	1	30
1978-79	Minnesota North Stars	49	0	4	4	47
Totals		289	5	55	60	607

TOM CHORSKE (1989-2000)

1989-90	Montreal Canadiens	14	3	1	4	2
1990-91	Montreal Canadiens	57	9	11	20	32
1991-92	New Jersey Devils	76	19	17	36	32
1992-93	New Jersey Devils	50	7	12	19	25
1993-94	New Jersey Devils	76	21	20	41	32
1994-95	New Jersey Devils	42	10	8	18	16
1995-96	Ottawa Senators	72	15	14	29	21
1996-97	Ottawa Senators	68	18	8	26	16
1997-98	New York Islanders	82	12	23	35	39
1998-99	New York Islanders	2	0	1	1	2
	Washington Capitals	17	0	2	2	4
	Calgary Flames	7	0	0	0	2
1999-00	Pittsburgh Penguins	33	1	5	6	2
Totals		596	115	122	237	225

STEVE CHRISTOFF (1979-84)

1979-80	Minnesota North Stars	20	8	7	15	19
1980-81	Minnesota North Stars	56	26	13	39	58
1981-82	Minnesota North Stars	69	26	29	55	14
1982-83	Calgary Flames	45	9	8	17	4
1983-84	Los Angeles Kings	58	8	7	15	13
Totals		248	77	64	141	108

KRIS CHUCKO (2008-11)

2008-09	Calgary Flames	2	0	0	0	2
Totals		2	0	0	0	2

BEN CLYMER (1999-2007)

1999-00	Tampa Bay Lightning	60	2	6	8	87
2000-01	Tampa Bay Lightning	23	5	1	6	21
2001-02	Tampa Bay Lightning	81	14	20	34	36
2002-03	Tampa Bay Lightning	65	6	12	18	57
2003-04	Tampa Bay Lightning	66	2	8	10	50
2005-06	Washington Capitals	77	16	17	33	72
2006-07	Washington Capitals	66	7	13	20	44
Totals		438	52	77	129	367

MIKE CROWLEY (1997-2001)

1997-98	Anaheim Mighty Ducks	8	2	2	4	8
1998-99	Anaheim Mighty Ducks	20	2	3	5	16
2000-01	Anaheim Mighty Ducks	39	1	10	11	20
Totals		67	5	15	20	44

ROBERT DAVIS (1932-33)

1932-33	Detroit Red Wings	3	0	0	0	4
Totals		3	0	0	0	4

JOE DZIEDZIC (1995-99)

1995-96	Pittsburgh Penguins	69	5	5	10	68
1996-97	Pittsburgh Penguins	59	9	9	18	63
1998-99	Phoenix Coyotes	2	0	0	0	0
Totals		130	14	14	28	131

BRYAN "BUTSY" ERICKSON (1983-94)

1983-84	Washington Capitals	45	12	17	29	16
1984-85	Washington Capitals	57	15	13	28	23
1985-86	Los Angeles Kings	55	20	23	43	36
1986-87	Los Angeles Kings	68	20	30	50	26
1987-88	Los Angeles Kings	42	6	15	21	20
	Pittsburgh Penguins	11	1	4	5	0
1990-91	Winnipeg Jets	6	0	7	7	0
1991-92	Winnipeg Jets	10	2	4	6	0
1992-93	Winnipeg Jets	41	4	12	16	14
1993-94	Winnipeg Jets	16	0	0	0	6
Totals		351	80	125	205	141

CADE FAIRCHILD (2011-PRES.) • ST. LOUIS BLUES

2011-12	St. Louis Blues	5	0	1	1	0
Totals		5	0	1	1	0

CRAIG FALKMAN (1972-73)

1972-73	Minnesota Fighting Saints	45	1	5	6	12
Totals		45	1	5	6	12

GARY GAMBUCCI (1971-76)

1971-72	Minnesota North Stars	9	1	0	1	0
1973-74	Minnesota North Stars	42	1	7	8	9
1974-75	Minnesota Fighting Saints	68	19	18	37	19
1975-76	Minnesota Fighting Saints	45	10	6	16	14
Totals		164	31	31	62	42

KEN GERNANDER (1995-2004)

1995-96	New York Rangers	10	2	3	5	4
2003-04	New York Rangers	2	0	0	0	2
Totals		12	2	3	5	6

ALEX GOLIGOSKI (2007-PRES.) • DALLAS STARS

2007-08	Pittsburgh Penguins	3	0	2	2	2
2008-09	Pittsburgh Penguins	45	6	14	20	16
2009-10	Pittsburgh Penguins	69	8	29	37	22
2010-11	Pittsburgh Penguins	60	9	22	31	28
	Dallas Stars	23	5	10	15	12

ALL-TIME NHL ROSTER

2011-12	Dallas Stars	71	9	21	30	16
2012-13	Dallas Stars	47	3	24	27	18
Totals		318	40	122	162	114

TOM GORENCE (1978-84)

1978-79	Philadelphia Flyers	42	13	6	19	10
1979-80	Philadelphia Flyers	51	8	13	21	15
1980-81	Philadelphia Flyers	79	24	18	42	46
1981-82	Philadelphia Flyers	66	5	8	13	8
1982-83	Philadelphia Flyers	53	7	7	14	10
1983-84	Edmonton Oilers	12	1	1	2	0
Totals		303	58	53	111	89

BEN HANKINSON (1992-95)

1992-93	New Jersey Devils	4	2	1	3	9
1993-94	New Jersey Devils	13	1	0	1	23
1994-95	New Jersey Devils	8	0	0	0	7
1994-95	Tampa Bay Lightning	18	0	2	2	6
Totals		43	3	3	6	45

CASEY HANKINSON (2000-05)

2000-01	Chicago Blackhawks	11	0	1	1	9
2001-02	Chicago Blackhawks	3	0	0	0	0
2003-04	Anaheim Mighty Ducks	4	0	0	0	4
Totals		18	0	1	1	13

TIM HARRER (1982-83)

1982-83	Calgary Flames	3	0	0	0	2
Totals		3	0	0	0	2

DARBY HENDRICKSON (1994-2004)

1994-95	Toronto Maple Leafs	8	0	1	1	4
1995-96	Toronto Maple Leafs	46	6	6	12	47
	New York Islanders	16	1	4	5	33
1996-97	Toronto Maple Leafs	64	11	6	17	47
1997-98	Toronto Maple Leafs	80	8	4	12	67
1998-99	Toronto Maple Leafs	35	2	3	5	30
	Vancouver Canucks	27	2	2	4	22
1999-00	Vancouver Canucks	40	5	4	9	14
2000-01	Minnesota Wild	72	18	11	29	36
2001-02	Minnesota Wild	68	9	15	24	50
2002-03	Minnesota Wild	28	1	5	6	8
2003-04	Minnesota Wild	14	1	0	1	6
	Colorado Avalanche	20	1	3	4	6
Totals		518	65	64	129	370

TOM HIRSCH (1983-88)

1983-84	Minnesota North Stars	15	1	3	4	20
1984-85	Minnesota North Stars	15	0	4	4	10
1987-88	Minnesota North Stars	1	0	0	0	0
Totals		31	1	7	8	30

PAUL HOLMGREN (1975-85)

1975-76	Minnesota Fighting Saints	51	14	16	30	121
	Philadelphia Flyers	1	0	0	0	2
1976-77	Philadelphia Flyers	59	14	12	26	201
1977-78	Philadelphia Flyers	62	16	18	34	190
1978-79	Philadelphia Flyers	57	19	10	29	168
1979-80	Philadelphia Flyers	74	30	35	65	267
1980-81	Philadelphia Flyers	77	22	37	59	306
1981-82	Philadelphia Flyers	41	9	22	31	183
1982-83	Philadelphia Flyers	77	19	24	43	178
1983-84	Philadelphia Flyers	52	9	13	22	105
	Minnesota North Stars	11	2	5	7	46

1984-85	Minnesota North Stars	16	4	3	7	38
Totals		578	158	195	353	1805

DANNY IRMEN (2009-10)

2009-10	Minnesota Wild	2	0	0	0	0
Totals		2	0	0	0	0

DAVID JENSEN (1983-86)

1983-84	Minnesota North Stars	8	0	1	1	0
1984-85	Minnesota North Stars	5	0	1	1	4
1985-86	Minnesota North Stars	5	0	0	0	7
Totals		18	0	2	2	11

CRAIG JOHNSON (1994-2004)

1994-95	St. Louis Blues	15	3	3	6	6
1995-96	St. Louis Blues	49	8	7	15	30
	Los Angeles Kings	11	5	4	9	6
1996-97	Los Angeles Kings	31	4	3	7	26
1997-98	Los Angeles Kings	74	17	21	38	42
1998-99	Los Angeles Kings	69	7	12	19	32
1999-00	Los Angeles Kings	76	9	14	23	28
2000-01	Los Angeles Kings	26	4	5	9	16
2001-02	Los Angeles Kings	72	13	14	27	24
2002-03	Los Angeles Kings	70	3	6	9	22
2003-04	Anaheim Mighty Ducks	39	1	2	3	14
	Toronto Maple Leafs	10	1	1	2	6
	Washington Capitals	15	0	6	6	8
Totals		557	75	98	173	260

ERIK JOHNSON (2007-PRES.) • COLORADO AVALANCHE

2007-08	St. Louis Blues	69	5	28	33	28
2009-10	St. Louis Blues	79	10	29	39	79
2010-11	St. Louis Blues	56	5	14	19	37
	Colorado Avalanche	22	3	7	10	19
2011-12	Colorado Avalanche	73	4	22	26	26
2012-13	Colorado Avalanche	31	0	4	4	18
Totals		329	27	104	131	207

PHIL KESSEL (2006-PRES.) • TORONTO MAPLE LEAFS

2006-07	Boston Bruins	70	11	18	29	12
2007-08	Boston Bruins	82	19	18	37	28
2008-09	Boston Bruins	70	36	24	60	16
2009-10	Toronto Maple Leafs	70	30	25	55	21
2010-11	Toronto Maple Leafs	82	32	32	64	24
2011-12	Toronto Maple Leafs	82	37	45	82	20
2012-13	Toronto Maple Leafs	48	20	32	52	18
Totals		504	185	194	379	141

BILL KLATT (1972-74)

1972-73	Minnesota Fighting Saints	78	36	22	58	22
1973-74	Minnesota Fighting Saints	65	14	6	20	12
Totals		143	50	28	78	34

TRENT KLATT (1992-2004)

1992-93	Minnesota North Stars	47	4	19	23	38
1993-94	Dallas Stars	61	14	24	38	30
1994-95	Dallas Stars	47	12	10	22	26
1995-96	Dallas Stars	22	4	4	8	23
	Philadelphia Flyers	49	3	8	11	21
1996-97	Philadelphia Flyers	76	24	21	45	20
1997-98	Philadelphia Flyers	82	14	28	42	16
1998-99	Philadelphia Flyers	2	0	0	0	0
	Vancouver Canucks	73	4	10	14	12
1999-00	Vancouver Canucks	47	10	10	20	26

ALL-TIME NHL ROSTER

2000-01	Vancouver Canucks	77	13	20	33	31
2001-02	Vancouver Canucks	34	8	7	15	10
2002-03	Vancouver Canucks	82	16	13	29	8
2003-04	Los Angeles Kings	82	17	26	43	46
Totals		781	143	200	343	307

MATT KOALSKA (2005-2006)

2005-06	New York Islanders	3	0	0	0	2
Totals		3	0	0	0	2

RYAN KRAFT (2002-03)

2002-03	San Jose Sharks	7	0	1	1	0
Totals		7	0	1	1	0

REED LARSON (1976-90)

1976-77	Detroit Red Wings	14	0	1	1	23
1977-78	Detroit Red Wings	75	19	41	60	95
1978-79	Detroit Red Wings	79	18	49	67	169
1979-80	Detroit Red Wings	80	22	44	66	101
1980-81	Detroit Red Wings	78	27	31	58	153
1981-82	Detroit Red Wings	80	21	39	60	112
1982-83	Detroit Red Wings	80	22	52	74	104
1983-84	Detroit Red Wings	78	23	39	62	132
1984-85	Detroit Red Wings	77	17	45	62	129
1985-86	Detroit Red Wings	67	19	41	60	109
	Boston Bruins	13	3	4	7	8
1986-87	Boston Bruins	66	12	24	36	95
1987-88	Boston Bruins	62	10	24	34	93
1988-89	Edmonton Oilers	10	2	7	9	15
	New York Islanders	33	7	13	20	35
	Minnesota North Stars	11	0	9	9	18
1989-90	Buffalo Sabres	1	0	0	0	0
Totals		904	222	463	685	1391

NICK LEDDY (2010-PRES.) • CHICAGO BLACKHAWKS

2010-11	Chicago Blackhawks	46	4	3	7	4
2011-12	Chicago Blackhawks	82	3	34	37	10
2012-13	Chicago Blackhawks	48	6	12	18	10
Totals		176	13	49	62	24

JORDAN LEOPOLD (2002-PRES.) • BUFFALO SABRES

2002-03	Calgary Flames	58	4	10	14	12
2003-04	Calgary Flames	82	9	24	33	24
2005-06	Calgary Flames	74	2	18	20	68
2006-07	Colorado Avalanche	15	2	3	5	14
2007-08	Colorado Avalanche	43	5	8	13	20
2008-09	Colorado Avalanche	64	6	14	20	18
	Calgary Flames	19	1	3	4	6
2009-10	Florida Panthers	61	7	11	18	22
	Pittsburgh Penguins	20	4	4	8	6
2010-11	Buffalo Sabres	71	13	22	35	26
2011-12	Buffalo Sabres	79	10	14	24	28
2012-13	Buffalo Sabres	24	2	6	8	14
	St. Louis Blues	15	0	2	2	0
Totals		625	65	139	204	268

LEN LILYHOLM (1972-73)

1972-73	Minnesota Fighting Saints	77	8	13	21	37
Totals		77	8	13	21	37

JOHN MARIUCCI (1940-48)

1940-41	Chicago Blackhawks	24	0	5	5	33
1941-42	Chicago Blackhawks	46	5	8	13	64
1945-46	Chicago Blackhawks	50	3	8	11	58

1946-47	Chicago Blackhawks	52	2	9	11	110
1947-48	Chicago Blackhawks	51	1	4	5	63
Totals		223	11	34	45	328

PAUL MARTIN (2003-PRES.) • PITTSBURGH PENGUINS

2003-04	New Jersey Devils	70	6	18	24	4
2005-06	New Jersey Devils	80	5	32	37	32
2006-07	New Jersey Devils	82	3	23	26	18
2007-08	New Jersey Devils	73	5	27	32	22
2008-09	New Jersey Devils	73	5	28	33	36
2009-10	New Jersey Devils	22	2	9	11	2
2010-11	Pittsburgh Penguins	77	3	21	24	16
2011-12	Pittsburgh Penguins	73	2	25	27	18
2012-13	Pittsburgh Penguins	34	6	17	23	16
Totals		584	37	200	237	164

CHRIS McALPINE (1994-2003)

1994-95	New Jersey Devils	24	0	3	3	17
1996-97	St. Louis Blues	15	0	0	0	24
1997-98	St. Louis Blues	54	3	7	10	36
1998-99	St. Louis Blues	51	1	1	2	50
1999-00	St. Louis Blues	21	1	1	2	14
	Tampa Bay Lightning	10	1	1	2	10
	Atlanta Thrashers	3	0	0	0	2
2000-01	Chicago Blackhawks	50	0	6	6	32
2001-02	Chicago Blackhawks	40	0	3	3	36
2002-03	Los Angeles Kings	21	0	2	2	24
Totals		289	6	24	30	245

ROB McCLANAHAN (1979-84)

1979-80	Buffalo Sabres	13	2	5	7	0
1980-81	Buffalo Sabres	53	3	12	15	38
1981-82	New York Rangers	22	5	9	14	10
1982-83	New York Rangers	78	22	26	48	46
1983-84	New York Rangers	41	6	8	14	21
Totals		224	38	63	101	126

BRUCE McINTOSH (1972-73)

1972-73	Minnesota North Stars	2	0	0	0	0
Totals		2	0	0	0	0

JOE MICHELETTI (1976-82)

1976-77	Calgary Cowboys	14	3	3	6	10
1977-78	Edmonton Oilers	56	14	34	48	56
1978-79	Edmonton Oilers	72	14	33	47	85
1979-80	St. Louis Blues	54	2	16	18	29
1980-81	St. Louis Blues	63	4	27	31	53
1981-82	St. Louis Blues	20	3	11	14	28
	Colorado Rockies	21	2	6	8	4
Totals		300	42	130	172	265

PAT MICHELETTI (1987-88)

1987-88	Minnesota North Stars	12	2	0	2	8
Totals		12	2	0	2	8

COREY MILLEN (1989-97)

1989-90	New York Rangers	4	0	0	0	2
1990-91	New York Rangers	4	3	1	4	0
1991-92	New York Rangers	11	1	4	5	10
	Los Angeles Kings	46	20	21	41	44
1992-93	Los Angeles Kings	42	23	16	39	42
1993-94	New Jersey Devils	78	20	30	50	52
1994-95	New Jersey Devils	17	2	3	5	8
	Dallas Stars	28	3	15	18	28
1995-96	Dallas Stars	13	3	4	7	8

ALL-TIME NHL ROSTER

	Calgary Flames	31	4	10	14	10
1996-97	Calgary Flames	61	11	15	26	32
Totals		335	90	119	209	236

WARREN MILLER (1975-83)

1975-76	Calgary Cowboys	3	0	0	0	0
1976-77	Calgary Cowboys	80	23	32	55	51
1977-78	Edmonton Oilers	18	2	4	6	18
	Quebec Nordiques	60	14	24	38	50
1978-79	New England Whalers	77	26	23	49	44
1979-80	New York Rangers	55	7	6	13	17
1980-81	Hartford Whalers	77	22	22	44	37
1981-82	Hartford Whalers	74	10	12	22	68
1982-83	Hartford Whalers	56	1	10	11	15
Totals		500	105	133	238	300

LOU NANNE (1967-78)

1967-68	Minnesota North Stars	2	0	1	1	0
1968-69	Minnesota North Stars	41	2	12	14	47
1969-70	Minnesota North Stars	74	3	20	23	75
1970-71	Minnesota North Stars	68	5	11	16	22
1972-72	Minnesota North Stars	78	21	28	49	27
1972-73	Minnesota North Stars	74	15	20	35	39
1973-74	Minnesota North Stars	76	11	21	32	46
1974-75	Minnesota North Stars	49	6	9	15	35
1975-76	Minnesota North Stars	79	3	14	17	45
1976-77	Minnesota North Stars	68	2	20	22	12
1977-78	Minnesota North Stars	26	0	1	1	8
Totals		635	68	157	225	356

AARON NESS (2012-PRES.) • NEW YORK ISLANDERS

2011-12	New York Islanders	9	0	0	0	2
Totals		9	0	0	0	2

JEFF NIELSEN (1996-2001)

1996-97	New York Rangers	2	0	0	0	2
1997-98	Anaheim Mighty Ducks	32	4	5	9	16
1998-99	Anaheim Mighty Ducks	80	5	4	9	34
1999-00	Anaheim Mighty Ducks	79	8	10	18	14
2000-01	Minnesota Wild	59	3	8	11	4
Totals		252	20	27	47	70

JIM O'BRIEN (2010-PRES.) • OTTAWA SENATORS

2010-11	Ottawa Senators	6	0	0	0	2
2011-12	Ottawa Senators	28	3	3	6	4
2012-13	Ottawa Senators	29	5	1	6	8
Totals		63	8	4	12	14

TODD OKERLUND (1987-88)

1987-88	New York Islanders	4	0	0	0	2
Totals		4	0	0	0	2

KYLE OKPOSO (2007-PRES.) • NEW YORK ISLANDERS

2007-08	New York Islanders	9	2	3	5	2
2008-09	New York Islanders	65	18	21	39	36
2009-10	New York Islanders	80	19	33	52	34
2010-11	New York Islanders	38	5	15	20	40
2011-12	New York Islanders	79	24	21	45	46
2012-13	New York Islanders	48	4	20	24	38
Totals		319	72	113	185	196

WALLY OLDS (1972-76)

1972-73	New York Raiders	61	5	7	12	4
1975-76	Calgary Cowboys	28	0	5	5	6
Totals		89	5	12	17	10

DICK PARADISE (1972-74)

1972-73	Minnesota Fighting Saints	77	3	15	18	189
1973-74	Minnesota Fighting Saints	67	2	7	9	71
Totals		144	5	22	27	260

TOM PEDERSON (1992-97)

1992-93	San Jose Sharks	44	7	13	20	31
1993-94	San Jose Sharks	74	6	19	25	31
1994-95	San Jose Sharks	47	5	11	16	31
1995-96	San Jose Sharks	60	1	4	5	40
1996-97	Toronto Maple Leafs	15	1	2	3	9
Totals		240	20	49	69	142

DEREK PELTIER (2008-10)

2008-09	Colorado Avalanche	11	0	0	0	2
2009-10	Colorado Avalanche	3	0	0	0	0
Totals		14	0	0	0	2

LANCE PITLICK (1994-2002)

1994-95	Ottawa Senators	15	0	1	1	6
1995-96	Ottawa Senators	28	1	6	7	20
1996-97	Ottawa Senators	66	5	5	10	91
1997-98	Ottawa Senators	69	2	7	9	50
1998-99	Ottawa Senators	50	3	6	9	33
1999-00	Florida Panthers	62	3	5	8	44
2000-01	Florida Panthers	68	1	2	3	42
2001-02	Florida Panthers	35	1	1	2	12
Totals		393	16	33	49	298

JOHN POHL (2003-08)

2003-04	St. Louis Blues	1	0	0	0	0
2005-06	Toronto Maple Leafs	7	3	1	4	4
2006-07	Toronto Maple Leafs	74	13	16	29	10
2007-08	Toronto Maple Leafs	33	1	4	5	10
Totals		115	17	21	38	24

MIKE POLICH (1977-81)

1977-78	Montreal Canadiens	1	0	0	0	0
1978-79	Minnesota North Stars	73	6	10	16	18
1979-80	Minnesota North Stars	78	10	14	24	20
1980-81	Minnesota North Stars	74	8	5	13	19
Totals		226	24	29	53	57

RYAN POTULNY (2006-11)

2005-06	Philadelphia Flyers	2	0	1	1	0
2006-07	Philadelphia Flyers	35	7	5	12	22
2007-08	Philadelphia Flyers	7	0	1	1	4
2008-09	Edmonton Oilers	8	0	3	3	0
2009-10	Edmonton Oilers	64	15	17	32	28
2010-11	Chicago Blackhawks	3	0	0	0	0
	Ottawa Senators	7	0	0	0	0
Totals		126	22	27	49	54

MIKE RAMSEY (1979-93)

1979-80	Buffalo Sabres	13	1	6	7	6
1980-81	Buffalo Sabres	72	3	14	17	56
1981-82	Buffalo Sabres	80	7	23	30	56
1982-83	Buffalo Sabres	77	8	30	38	55
1983-84	Buffalo Sabres	72	9	22	31	82
1984-85	Buffalo Sabres	79	8	22	30	102
1985-86	Buffalo Sabres	76	7	21	28	117
1986-87	Buffalo Sabres	80	8	31	39	109
1987-88	Buffalo Sabres	63	5	16	21	77
1988-89	Buffalo Sabres	56	2	14	16	84

ALL-TIME NHL ROSTER

1989-90	Buffalo Sabres	73	4	21	25	47
1990-91	Buffalo Sabres	71	6	14	20	46
1991-92	Buffalo Sabres	66	3	14	17	67
1992-93	Buffalo Sabres	33	2	8	10	20
	Pittsburgh Penguins	12	1	2	3	8
1993-94	Pittsburgh Penguins	65	2	2	4	22
1994-95	Detroit Red Wings	33	1	2	3	23
1995-96	Detroit Red Wings	47	2	4	6	35
1996-97	Detroit Red Wings	2	0	0	0	0
Totals		1070	79	266	345	1012

ERIK RASMUSSEN (1997-2007)

1997-98	Buffalo Sabres	21	2	3	5	14
1998-99	Buffalo Sabres	42	3	7	10	37
1999-00	Buffalo Sabres	67	8	6	14	43
2000-01	Buffalo Sabres	82	12	19	31	51
2001-02	Buffalo Sabres	69	8	11	19	34
2002-03	Los Angeles Kings	57	4	12	16	28
2003-04	New Jersey Devils	69	7	6	13	41
2005-06	New Jersey Devils	67	5	5	10	32
2006-07	New Jersey Devils	71	3	7	10	25
Totals		545	52	76	128	305

TODD RICHARDS (1990-92)

1990-91	Hartford Whalers	2	0	4	4	2
1991-92	Hartford Whalers	6	0	0	0	2
Totals		8	0	4	4	4

TRAVIS RICHARDS (1994-96)

1994-95	Dallas Stars	2	0	0	0	0
1995-96	Dallas Stars	1	0	0	0	2
Totals		3	0	0	0	2

FRANK SANDERS (1972-73)

1972-73	Minnesota Fighting Saints	76	8	8	16	94
Totals		76	8	8	16	94

CRAIG SARNER (1974-76)

1974-75	Boston Bruins	7	0	0	0	0
1975-76	Minnesota Fighting Saints	1	0	0	0	0
Totals		8	0	0	0	0

JORDAN SCHROEDER (2013-PRES.) • VANCOUVER CANUCKS

2012-13	Vancouver Canucks	27	3	6	9	4
Totals		27	3	6	9	4

JOHN SHERIDAN (1974-76)

1974-75	Indianapolis Racers	58	17	11	28	20
1975-76	Indianapolis Racers	11	1	2	3	0
Totals		69	18	13	31	20

RANDY SKARDA (1989-92)

1989-90	St. Louis Blues	25	0	5	5	11
1991-92	St. Louis Blues	1	0	0	0	0
Totals		26	0	5	5	11

WYATT SMITH (1999-2008)

1999-00	Phoenix Coyotes	2	0	0	0	0
2000-01	Phoenix Coyotes	42	3	7	10	13
2001-02	Phoenix Coyotes	10	0	0	0	0
2002-03	Nashville Predators	11	1	0	1	0
2003-04	Nashville Predators	18	3	1	4	2
2005-06	New York Islanders	42	0	8	8	26

2006-07	Minnesota Wild	61	3	3	6	16
2007-08	Colorado Avalanche	26	0	3	3	8
Totals		212	10	22	32	65

DAVE SNUGGERUD (1989-93)

1989-90	Buffalo Sabres	80	14	16	30	41
1990-91	Buffalo Sabres	80	9	15	24	32
1991-92	Buffalo Sabres	55	3	15	18	
	San Jose Sharks	11	0	1	1	4
1992-93	San Jose Sharks	25	4	5	9	14
	Philadelphia Flyers	14	0	2	2	0
Totals		265	30	54	84	127

GLENN SONMOR (1953-55)

1953-54	New York Rangers	15	2	0	2	17
1954-55	New York Rangers	13	0	0	0	4
Totals		28	2	0	2	21

RYAN STOA (2009-PRES.) • COLORADO AVALANCHE

2009-10	Colorado Avalanche	12	2	1	3	0
2010-11	Colorado Avalanche	25	2	2	4	20
Totals		37	4	3	7	20

JEFF TAFFE (2002-PRES.) • MINNESOTA WILD

2002-03	Phoenix Coyotes	20	3	1	4	4
2003-04	Phoenix Coyotes	59	8	10	18	20
2005-06	Phoenix Coyotes	2	0	0	0	0
	New York Rangers	2	0	0	0	0
2006-07	Phoenix Coyotes	17	4	2	6	2
2007-08	Pittsburgh Penguins	45	5	7	12	8
2008-09	Pittsburgh Penguins	8	0	2	2	2
2009-10	Florida Panthers	21	1	1	2	4
2010-11	Chicago Blackhawks	1	0	0	0	0
2011-12	Minnesota Wild	5	0	2	2	0
Totals		180	21	25	46	40

BARRY TALLACKSON (2005-09)

2005-06	New Jersey Devils	10	1	1	2	2
2006-07	New Jersey Devils	3	0	0	0	0
2007-08	New Jersey Devils	3	0	0	0	0
2008-09	New Jersey Devils	4	0	0	0	0
Totals		20	1	1	2	2

DAN TREBIL (1996-2002)

1996-97	Anaheim Mighty Ducks	29	3	3	6	23
1997-98	Anaheim Mighty Ducks	21	0	1	1	2
1998-99	Anaheim Mighty Ducks	6	0	0	0	0
1999-00	Pittsburgh Penguins	3	1	0	1	0
2000-01	Pittsburgh Penguins	16	0	0	0	7
2001-02	St. Louis Blues	10	0	0	0	0
Totals		85	4	4	8	32

THOMAS VANEK (2005-PRES.) • BUFFALO SABRES

2005-06	Buffalo Sabres	81	25	23	48	72
2006-07	Buffalo Sabres	82	43	41	84	40
2007-08	Buffalo Sabres	82	36	28	64	64
2008-09	Buffalo Sabres	73	40	24	64	44
2009-10	Buffalo Sabres	71	28	25	53	42
2010-11	Buffalo Sabres	80	32	41	73	24
2011-12	Buffalo Sabres	78	26	35	61	52
2012-13	Buffalo Sabres	38	20	21	41	20
Totals		585	250	238	488	358

ALL-TIME NHL ROSTER

ERIK WESTRUM (2003-2007)

2003-04	Phoenix Coyotes	15	1	1	2	20
2005-06	Minnesota Wild	10	0	1	1	2
2006-07	Toronto Maple Leafs	2	0	0	0	0
Totals		27	1	2	3	22

PAT WESTRUM (1974-78)

1974-75	Minnesota Fighting Saints	23	0	3	3	48
1975-76	Calgary Cowboys	9	0	2	2	23
	Minnesota Fighting Saints	54	3	10	13	98
1976-77	Minnesota Fighting Saints	40	1	9	10	42
	Birmingham Bulls	34	1	11	12	48
1977-78	Birmingham Bulls	77	2	10	12	97
Totals		237	7	45	52	356

BLAKE WHEELER (2008-PRES.) • WINNIPEG JETS

2008-09	Boston Bruins	81	21	24	45	46
2009-10	Boston Bruins	82	18	20	38	53
2010-11	Boston Bruins	58	11	16	27	32
	Atlanta Thrashers	23	7	10	17	14
2011-12	Winnipeg Jets	80	17	47	64	55
2012-13	Winnipeg Jets	48	19	22	41	28
Totals		372	93	139	232	228

KEN YACKEL, SR. (1958-59)

1958-59	Boston Bruins	6	0	0	0	2
Totals		6	0	0	0	2

TOM YOUGHANS (1976-82)

1976-77	Minnesota North Stars	78	8	6	14	35
1977-78	Minnesota North Stars	72	10	8	18	100
1978-79	Minnesota North Stars	76	8	10	18	50
1979-80	Minnesota North Stars	79	10	6	16	92
1980-81	Minnesota North Stars	74	4	6	10	79
1981-82	New York Rangers	47	3	5	8	17
	Minnesota North Stars	3	1	0	1	0
Totals		429	44	41	85	373

DOUG ZMOLEK (1992-2000)

1992-93	San Jose Sharks	84	5	10	15	229
1993-94	San Jose Sharks	68	0	4	4	122
	Dallas Stars	7	1	0	1	11
1994-95	Dallas Stars	42	0	5	5	67
1995-96	Dallas Stars	42	1	5	6	65
	Los Angeles Kings	16	1	0	1	22
1996-97	Los Angeles Kings	57	1	0	1	116
1997-98	Los Angeles Kings	46	0	8	8	111
1998-99	Chicago Blackhawks	62	0	14	14	102
1999-00	Chicago Blackhawks	43	2	7	9	60
Totals		467	11	53	64	905

GOALTENDERS

JOHN BLUE (1992-96)

Year	Team	GP	W	L	T	SO
1992-93	Boston Bruins	23	9	8	4	1
1993-94	Boston Bruins	18	5	8	3	0
1995-96	Buffalo Sabres	5	2	2	0	0
Totals		46	16	18	7	1

ADAM HAUSER (2005-06)

2005-06	Los Angeles Kings	1	0	0	0	0
Totals		1	0	0	0	0

STEVE JANASZAK (1979-82)

1979-80	Minnesota North Stars	1	0	0	1	0
1981-82	Colorado Rockies	2	0	0	0	0
Totals		3	0	0	1	0

JACK McCARTAN (1959-61, 72-75)

1959-60	New York Rangers	4	0	0	0	0
1960-61	New York Rangers	8	0	0	0	0
1972-73	Minnesota Fighting Saints	38	15	19	1	1
1973-74	Minnesota Fighting Saints	2	0	0	0	0
1974-75	Minnesota Fighting Saints	2	1	0	0	0
Totals		54	16	19	1	1

MURRAY McLACHLAN (1970-71)

1970-71	Toronto Maple Leafs	2	0	1	0	0
Totals		2	0	1	0	0

FRANK PIETRANGELO (1987-94)

1987-88	Pittsburgh Penguins	21	9	11	0	1
1988-89	Pittsburgh Penguins	15	5	3	0	0
1989-90	Pittsburgh Penguins	21	8	6	2	0
1990-91	Pittsburgh Penguins	25	10	11	1	0
1991-92	Pittsburgh Penguins	5	2	1	0	0
	Hartford Whalers	5	3	1	1	0
1992-93	Hartford Whalers	30	4	15	1	0
1993-94	Hartford Whalers	19	5	11	1	0
Totals		141	46	59	6	1

ROBB STAUBER (1989-95)

1989-90	Los Angeles Kings	2	0	1	0	0
1992-93	Los Angeles Kings	31	15	8	4	0
1993-94	Los Angeles Kings	22	4	11	5	1
1994-95	Los Angeles Kings	1	0	0	0	0
	Buffalo Sabres	6	2	3	0	0
Totals		62	21	23	9	1

ALL-TIME NHL ROSTER

COACHES

HERB BROOKS (1981-2000)

Year	Team	W	L	T
1981-82	New York Rangers	39	27	14
1982-83	New York Rangers	35	35	10
1983-84	New York Rangers	42	29	9
1984-85	New York Rangers	15	22	8
1987-88	Minnesota North Stars	19	48	13
1992-93	New Jersey Devils	40	37	7
1999-00	Pittsburgh Penguins	29	24	5
Totals		219	222	66

PAUL HOLMGREN (1985-96)

Year	Team	W	L	T
1985-88	Philadelphia Flyers	Assistant Coach		
1988-89	Philadelphia Flyers	36	36	8
1989-90	Philadelphia Flyers	30	39	11
1990-91	Philadelphia Flyers	33	37	10
1991-92	Philadelphia Flyers	8	14	2
1992-93	Hartford Whalers	26	52	6
1993-94	Hartford Whalers	4	11	2
1994-95	Hartford Whalers	19	24	5
1995-96	Hartford Whalers	34	39	9
Totals		190	252	53

BOB JOHNSON (1982-91)

Year	Team	W	L	T
1982-83	Calgary Flames	32	34	14
1983-84	Calgary Flames	34	32	14
1984-85	Calgary Flames	41	27	12
1985-86	Calgary Flames	40	31	9
1986-87	Calgary Flames	46	31	3
1990-91	Pittsburgh Penguins	41	33	6
Totals		234	188	58

TODD RICHARDS (2008-)

Year	Team	W	L	T
2008-09	San Jose Sharks	Assistant Coach		
2009-10	Minnesota Wild	38	36	8
2010-11	Minnesota Wild	39	35	8
2011-12	Columbus Blue Jackets (interim)	18	21	2
2012-13	Columbus Blue Jackets	24	17	5
Totals		119	109	23

JACK McCARTAN (1974-77)

1974-75	Minnesota Fighting Saints	Assistant Coach		
1976-77	Minnesota Fighting Saints	Assistant Coach		

JOE MICHELETTI (1987-91)

1987-91	St. Louis Blues	Assistant Coach		
---------	-----------------	-----------------	--	--

MIKE RAMSEY (2000-2010)

2000-10	Minnesota Wild	Assistant Coach		
---------	----------------	-----------------	--	--

DARBY HENDRICKSON (2010-)

2010-	Minnesota Wild	Assistant Coach		
-------	----------------	-----------------	--	--

ALL-TIME NHL ENTRY DRAFT PICKS

Player	Team	Year	Rd.	Pick	Player	Team	Year	Rd.	Pick
Taylor Cammarata	New York Islanders	2013	3	76	Mike Vannelli	Atlanta Thrashers	2003	4	136
Hudson Fasching	Los Angeles Kings	2013	4	118	Gino Gular	Dallas Stars	2003	5	165
Michael Brodzinski	San Jose Sharks	2013	5	141	Keith Ballard	Buffalo Sabres	2002	1	11
Brady Skjei	New York Rangers	2012	1	28	Barry Tallackson	New Jersey Devils	2002	2	53
Jake Bischoff	New York Islanders	2012	7	185	Mike Erickson	Minnesota Wild	2002	3	72
Kyle Rau	Florida Panthers	2011	3	91	Andy Sertich	Pittsburgh Penguins	2002	5	136
Mike Reilly	Columbus Blue Jackets	2011	4	98	P.J. Atherton	Tampa Bay Lightning	2002	6	170
Seth Ambroz	Columbus Blue Jackets	2011	5	128	Jake Taylor	New York Rangers	2002	6	177
Travis Boyd	Washington Capitals	2011	6	177	Jeff Taffe	St. Louis Blues	2000	1	30
Adam Wilcox	Tampa Bay Lightning	2011	6	178	Matt DeMarchi	New Jersey Devils	2000	2	57
Nick Bjugstad	Florida Panthers	2010	1	19	Paul Martin	New Jersey Devils	2000	2	62
Mark Alt	Carolina Hurricanes	2010	2	53	Troy Riddle	St. Louis Blues	2000	4	129
Justin Holl	Chicago Blackhawks	2010	2	54	Matt Koalska	Nashville Predators	2000	5	154
Max Gardiner	St. Louis Blues	2010	3	74	Grant Potulny	Ottawa Senators	2000	5	157
Ben Marshall	Detroit Red Wings	2010	7	201	Joey Martin	Chicago Blackhawks	2000	6	193
Christian Isackson	Buffalo Sabres	2010	7	203	Dan Welch	Los Angeles Kings	2000	8	245
Nick Leddy	Minnesota Wild	2009	1	16	Jordan Leopold	Anaheim Mighty Ducks	1999	2	44
Jordan Schroeder	Vancouver Canucks	2009	1	22	Adam Hauser	Edmonton Oilers	1999	3	81
Zach Budish	Nashville Predators	2009	2	41	Doug Meyer	Pittsburgh Penguins	1999	6	176
Josh Birkholz	Florida Panthers	2009	3	67	Pat O'Leary	Phoenix Coyotes	1998	3	73
Seth Helgeson	New Jersey Devils	2009	4	114	Erik Wendell	Washington Capitals	1998	5	125
Erik Haua	Minnesota Wild	2009	7	182	Erik Westrum	Phoenix Coyotes	1998	7	187
Aaron Ness	New York Islanders	2008	2	40	John Pohl	St. Louis Blues	1998	9	255
Nate Condon	Colorado Avalanche	2008	7	200	Ben Clymer	Boston Bruins	1997	2	27
Patrick White	Vancouver Canucks	2007	1	25	Aaron Miskovich	Colorado Avalanche	1997	5	133
Jim O'Brien	Ottawa Senators	2007	1	29	Wyatt Smith	Phoenix Coyotes	1997	9	233
Nico Sacchetti	Dallas Stars	2007	2	50	Erik Rasmussen	Buffalo Sabres	1996	1	7
Mike Hoeffel	New Jersey Devils	2007	2	57	Reggie Berg	Toronto Maple Leafs	1996	7	178
Jake Hansen	Columbus Blue Jackets	2007	3	86	Mike Anderson	Washington Capitals	1996	7	180
Cade Fairchild	St. Louis Blues	2007	4	96	Ryan Kraft	San Jose Sharks	1995	8	194
Kent Patterson	Colorado Avalanche	2007	4	113	Casey Hankinson	Chicago Blackhawks	1995	8	201
Taylor Matson	Vancouver Canucks	2007	6	176	Jason Godbout	Pittsburgh Penguins	1994	9	232
Nick Larson	Washington Capitals	2007	7	185	Nick Checco	Quebec Nordiques	1993	6	137
Erik Johnson	St. Louis Blues	2006	1	1	Mike Crowley	Philadelphia Flyers	1993	6	140
Phil Kessel	Boston Bruins	2006	1	5	Dan Hendrickson	Washington Capitals	1993	7	173
Kyle Okposo	New York Islanders	2006	1	7	John Hillman	Quebec Nordiques	1993	11	283
David Fischer	Montreal Canadiens	2006	1	20	Charlie Wasley	Quebec Nordiques	1992	5	100
Mike Carman	Colorado Avalanche	2006	3	81	Dan Trebil	New Jersey Devils	1992	6	138
Alex Kangas	Atlanta Thrashers	2006	5	135	Greg Zwakman	Hartford Whalers	1992	9	201
Ryan Flynn	Nashville Predators	2006	6	176	Brian Bonin	Pittsburgh Penguins	1992	9	211
Jay Barrass	San Jose Sharks	2006	7	203	Jeff Moen	Minnesota North Stars	1992	11	250
Ryan Stoa	Colorado Avalanche	2005	2	34	Steve Magusson	Calgary Flames	1991	4	85
Jeff Frazee	New Jersey Devils	2005	2	38	Jeff Cullinan	St. Louis Blues	1991	5	109
Nate Hagemo	Carolina Hurricanes	2005	2	58	Jay Moser	Boston Bruins	1991	8	172
Tony Lucia	San Jose Sharks	2005	6	193	Jed Fiebelkorn	St. Louis Blues	1991	9	197
Blake Wheeler	Phoenix Coyotes	2004	1	5	Craig Johnson	St. Louis Blues	1990	2	33
Kris Chucko	Calgary Flames	2004	1	24	Mike Muller	Winnipeg Jets	1990	2	35
Alex Goligoski	Pittsburgh Penguins	2004	2	61	Joe Dziedzic	Pittsburgh Penguins	1990	3	61
R.J. Anderson	Philadelphia Flyers	2004	4	101	Jeff Nielsen	New York Rangers	1990	4	69
Derek Peltier	Colorado Avalanche	2004	6	184	Darby Hendrickson	Toronto Maple Leafs	1990	4	73
Thomas Vanek	Buffalo Sabres	2003	1	5	Chris McAlpine	New Jersey Devils	1990	7	137
Danny Irmen	Minnesota Wild	2003	3	78	Doug Zmolek	Minnesota North Stars	1989	1	7
Ryan Potulny	Philadelphia Flyers	2003	3	87	John Brill	Pittsburgh Penguins	1989	3	58

ALL-TIME NHL ENTRY DRAFT PICKS

Player	Team	Year	Rd.	Pick	Player	Team	Year	Rd.	Pick
Trent Klatt	Washington Capitals	1989	4	82	Bob Bergloff	Minnesota North Stars	1978	6	87
Tom Nevers	Pittsburgh Penguins	1989	5	100	Eric Strobel	Buffalo Sabres	1978	8	133
Tom Newman	Los Angeles Kings	1989	5	103	Paul Joswiak	New York Islanders	1978	9	152
Tom Pederson	Minnesota North Stars	1989	11	217	Tom Gorence	Philadelphia Flyers	1977	2	35
Peter Hankinson	Winnipeg Jets	1989	*	4	Mike Greeder	Philadelphia Flyers	1977	8	139
Jon Anderson	Winnipeg Jets	1989	*	9	Mike Reilly	Montreal Canadiens	1977	8	140
Jeff Stolp	Minnesota North Stars	1988	4	64	Don Micheletti	Washington Capitals	1977	9	143
Travis Richards	Minnesota North Stars	1988	9	169	Tim Harrer	Atlanta Flames	1977	9	148
Grant Bischoff	Minnesota North Stars	1988	11	211	Reed Larson	Detroit Red Wings	1976	2	22
Cory Laylin	Pittsburgh Penguins	1988	11	214	Bill Baker	Montreal Canadiens	1976	3	54
Sean Fabian	Vancouver Canucks	1987	5	87	Phil Verchota	Minnesota North Stars	1976	5	75
Ken Gernander	Winnipeg Jets	1987	5	96	Russ Anderson	Pittsburgh Penguins	1975	2	31
Ben Hankinson	New Jersey Devils	1987	6	107	Paul Holmgren	Philadelphia Flyers	1975	6	108
Jake Enebak	Quebec Nordiques	1987	8	156	Joe Baker	Kansas City Scouts	1975	8	128
Lance Werness	Chicago Blackhawks	1987	9	176	Robin Larson	Detroit Red Wings	1975	11	178
Larry Olimb	Minnesota North Stars	1987	10	193	Robert Fish	Los Angeles Kings	1975	14	207
Jeff Pauletti	Edmonton Oilers	1987	11	231	Don Madson	Montreal Canadiens	1975	15	214
Dave Snuggerdud	Buffalo Sabres	1987	*	2	Dick Spannbauer	Atlanta Flames	1974	3	46
Scott Bloom	Calgary Flames	1986	5	100	Tom Sundberg	California Seals	1974	6	93
Robb Stauber	Los Angeles Kings	1986	6	107	John Sheridan	Minnesota North Stars	1974	6	96
Randy Skarda	St. Louis Blues	1986	8	157	William Schneider	Pittsburgh Penguins	1974	6	98
Marty Nanne	Chicago Blackhawks	1986	8	161	Bill Moen	Atlanta Flames	1974	6	100
Lance Pitlick	Minnesota North Stars	1986	9	180	Joe Micheletti	Montreal Canadiens	1974	7	123
John Blue	Winnipeg Jets	1986	10	197	Brad Morrow	Philadelphia Flyers	1974	13	211
Steve MacSwain	Calgary Flames	1986	*	4	Warren Miller	New York Rangers	1974	21	241
Tom Chorske	Montreal Canadiens	1985	1	16	Dean Blais	Chicago Blackhawks	1971	5	68
Todd Richards	Montreal Canadiens	1985	2	33	Mike Antonovich	Minnesota North Stars	1971	9	113
David Espe	Quebec Nordiques	1985	4	78	Wally Olds	Detroit Red Wings	1969	5	57
Paul Broten	New York Rangers	1984	4	77					
David Grannis	Los Angeles Kings	1984	5	87					
Frank Pietrangelo	Pittsburgh Penguins	1983	4	63					
Tim Bergland	Washington Capitals	1983	4	75					
Craig Mack	Quebec Nordiques	1983	7	132					
Steve Orth	New York Rangers	1983	7	133					
John Labatt	Vancouver Canucks	1983	8	150					
Mike Anderson	Buffalo Sabres	1982	2	26					
Corey Millen	New York Rangers	1982	3	57					
Wally Chapman	Minnesota North Stars	1982	3	59					
Todd Okerlund	New York Islanders	1982	8	168					
Tom Ward	Winnipeg Jets	1982	9	180					
Pat Micheletti	Minnesota North Stars	1982	9	185					
Richard Erdall	Calgary Flames	1982	11	219					
Tom Hirsch	Minnesota North Stars	1981	2	33					
David Preuss	Minnesota North Stars	1981	2	34					
Anthony Kellin	Washington Capitals	1981	4	68					
James Malwitz	Minnesota North Stars	1981	4	76					
Mike Guentzel	New York Rangers	1981	7	135					
Scott Bjurgstad	Minnesota North Stars	1981	9	181					
Jeff Teal	Montreal Canadiens	1980	4	82					
David Jensen	Minnesota North Stars	1980	5	100					
Aaron Broten	Colorado Rockies	1980	6	106					
Mike Ramsey	Buffalo Sabres	1979	1	11					
Neal Broten	Minnesota North Stars	1979	3	42					
Steve Christoff	Minnesota North Stars	1978	2	24					
Rob McClanahan	Buffalo Sabres	1978	3	49					

* indicates NHL Supplemental Draft

WHA DRAFT PICKS

Tom Gorence	Calgary Cowboys	1977	2	13
Don Micheletti	Calgary Cowboys	1977	6	50
Tim Harrer	Calgary Cowboys	1977	9	78
Bill Baker	New England Whalers	1976	5	49
Phil Verchota	Calgary Cowboys	1976	7	79
Russ Anderson	Winnipeg Jets	1975	2	22
Dick Spannbauer	Houston Aeros	1974	1	15
Paul Holmgren	Edmonton Oilers	1974	5	67
William Schneider	Minnesota Fighting Saints	1974	5	73
Joe Micheletti	Cincinnati Stingers	1974	8	106
John Sheridan	Indianapolis Racers	1974	9	121
Tom Sundberg	Edmonton Oilers	1974	9	126
Warren Miller	New England Whalers	1974	11	161
Robin Larson	Minnesota Fighting Saints	1974	13	188
Joe Baker	Minnesota Fighting Saints	1974	14	201
Tony Dorn	Minnesota Fighting Saints	1974	15	212
Reed Larson	Minnesota Fighting Saints	1974	16	220
Pat Phippen	Minnesota Fighting Saints	1973	10	173

GOPHERS IN THE NHL

MOST NHL GAMES (GOALIES)

Regular season only

Frank Pietrangelo	141
Robb Stauber	62
Jack McCartan	54
John Blue	46

MOST NHL WINS (GOALIES)

Regular season only

Frank Pietrangelo	46
Robb Stauber	21
John Blue	16
Jack McCartan	16

MOST NHL GAMES

Regular season only

Neal Broten	1099
Mike Ramsey	1070
Reed Larson	904
Trent Klatt	781
Aaron Broten	748
Lou Nanne	635
Jordan Leopold	625
Tom Chorske	596
Thomas Vanek	585
Paul Martin	584
Paul Holmgren	578
Mike Antonovich	573
Craig Johnson	557

MOST NHL SEASONS

Mike Ramsey	18
Neal Broten	17
Reed Larson	14
Aaron Broten	12
Trent Klatt	12
Mike Antonovich	11
Tom Chorske	11
Lou Nanne	11
Darby Hendrickson	10
Paul Holmgren	10
Craig Johnson	10
Jordan Leopold	10

MOST NHL GOALS

Regular season only

Neal Broten	289
Thomas Vanek	250
Reed Larson	222
Mike Antonovich	192
Aaron Broten	186
Phil Kessel	185
Paul Holmgren	158
Trent Klatt	143
Tom Chorske	115
Corey Millen	90

MOST NHL ASSISTS

Regular season only

Neal Broten	634
Reed Larson	463
Aaron Broten	329
Mike Ramsey	266
Thomas Vanek	238
Mike Antonovich	203
Trent Klatt	200
Paul Martin	200
Paul Holmgren	195
Phil Kessel	194
Lou Nanne	157

MOST NHL POINTS

Regular season only

Neal Broten	923
Reed Larson	685
Aaron Broten	515
Thomas Vanek	488
Mike Antonovich	395
Phil Kessel	379
Paul Holmgren	353
Mike Ramsey	345
Trent Klatt	343
Warren Miller	238
Tom Chorske	237
Paul Martin	237
Blake Wheeler	232
Lou Nanne	225

MOST NHL PLAYOFF GAMES

Neal Broten	135
Mike Ramsey	115
Paul Holmgren	82
Trent Klatt	74
Paul Martin	67
Jordan Leopold	65
Mike Antonovich	58
Erik Rasmussen	52
Tom Chorske	50
Corey Millen	47
Paul Broten	38
Tom Gorence	37
Warren Miller	37

MOST NHL PLAYOFF GOALS

Neal Broten	35
Mike Antonovich	22
Paul Holmgren	19
Trent Klatt	16
Thomas Vanek	15
Phil Kessel	13
Tom Gorence	9
Mike Ramsey	8
Aaron Broten	7

MOST NHL PLAYOFF ASSISTS

Neal Broten	63
Paul Holmgren	32
Mike Ramsey	29
Paul Martin	25
Mike Antonovich	20
Aaron Broten	18
Jordan Leopold	16
Tom Chorske	12
Rob McClanahan	12

MOST NHL PLAYOFF POINTS

Neal Broten	98
Paul Holmgren	51
Mike Antonovich	42
Mike Ramsey	37
Paul Martin	30
Aaron Broten	25
Trent Klatt	25
Phil Kessel	21
Thomas Vanek	20
Tom Chorske	17
Rob McClanahan	16
Jordan Leopold	16
Tom Gorence	15

GOLDEN GOPHERS ON THE STANLEY CUP

Year	Player	Team
1977	Mike Polich	Montreal
1991	Frank Pietrangelo	Pittsburgh
1991	Bob Johnson (coach)	Pittsburgh
1992	Bob Johnson (coach)	Pittsburgh
1995	Tom Chorske	New Jersey
1995	Neal Broten	New Jersey
1995	Chris McAlpine	New Jersey
2004	Ben Clymer	Tampa Bay
2009	Alex Goligoski	Pittsburgh
2013	Nick Leddy	Chicago

GOLDEN GOPHER NHL AWARD WINNERS

Year	Player, Team	Award
2007	Phil Kessel, Boston	Bill Masterton

GOLDEN GOPHERS IN THE NHL ALL-STAR GAME

Year	Player	Team
1978	Reed Larson	Detroit
1980	Reed Larson	Detroit
1981	Paul Holmgren	Philadelphia
1981	Reed Larson	Detroit
1982	Mike Ramsey	Buffalo
1983	Neal Broten	Minnesota
1983	Mike Ramsey	Buffalo
1985	Mike Ramsey	Buffalo
1986	Neal Broten	Minnesota

GOPHERS IN THE NHL

1986	Mike Ramsey	Buffalo
2009	Thomas Vanek	Buffalo
2011	Phil Kessel	Toronto
2012	Phil Kessel	Toronto

MINNESOTA'S FIRST-ROUND DRAFT PICKS

Year	Name	Team	Pick
1979	Mike Ramsey	Buffalo	11
1985	Tom Chorske	Montreal	16
1989	Doug Zmolek	Minnesota	7
1996	Erik Rasmussen	Buffalo	7
2000	Jeff Taffe	St. Louis	30
2002	Keith Ballard	Buffalo	11
2003	Thomas Vanek	Buffalo	5
2004	Blake Wheeler	Phoenix	5
2004	Kris Chucko	Calgary	24
2006	Erik Johnson	St. Louis	1
2006	Phil Kessel	Boston	5
2006	Kyle Okposo	NY Islanders	7
2006	David Fischer	Montreal	20
2007	Patrick White	Vancouver	25
2007	Jim O'Brien	Ottawa	29
2009	Nick Leddy	Minnesota	16
2009	Jordan Schroeder	Vancouver	22
2010	Nick Bjugstad	Florida	19
2012	Brady Skjei	NY Rangers	28

MINNESOTA'S HIGHEST OVERALL DRAFT PICKS

Pick	Name	Year
1	Erik Johnson	2006
5	Phil Kessel	2006
	Blake Wheeler	2004
	Thomas Vanek	2003
7	Kyle Okposo	2006
	Erik Rasmussen	1996
	Doug Zmolek	1989
11	Keith Ballard	2002
	Mike Ramsey	1979

GOLDEN GOPHERS DRAFTED BY NHL TEAM

1.	Dallas Stars (previously Minnesota North Stars)	22
1.	Dallas Stars (previously Minnesota North Stars)	24
2.	Colorado Avalanche (previously Quebec Nordiques)	12
	Pittsburgh Penguins	12
4.	St. Louis Blues	10
5.	Buffalo Sabres	9
	New Jersey Devils	9
	Phoenix Coyotes (previously Winnipeg Jets)	9
	Washington Capitals	9
9.	Calgary Flames (previously Atlanta Flames)	8
	Montreal Canadiens	8
	New York Rangers	8
12.	Philadelphia Flyers	7
	New York Islanders	7
13.	Chicago Blackhawks	6
	Los Angeles Kings	6
14.	Vancouver Canucks	5
17.	Minnesota Wild	4
	Detroit Red Wings	4
	San Jose Sharks	4
19.	Boston Bruins	3
	Carolina Hurricanes (previously Hartford Whalers)	3
	Columbus Blue Jackets	3
	Nashville Predators	3
	Florida Panthers	3
25.	Edmonton Oilers	2
	Ottawa Senators	2
	Tampa Bay Lightning	2
	Toronto Maple Leafs	2
	Winnipeg Jets (previously Atlanta Thrashers)	2
30.	Anaheim Ducks	1
	California Golden Seals	1
	Colorado Rockies	1
	Kansas City Scouts	1

GOLDEN GOPHERS DRAFTED BY ROUND

1st	19
2nd	25
3rd	18
4th	20
5th	20
6th	22
7th	18
8th	12
9th	16
10th	2
11th	7
12th	0
13th	1
14th	1
15th	1
21st	1
Supplemental	4

GOPHERS ON TEAM USA

OLYMPIANS

1936	Garmisch	Bronze Medal
	Phillip LaBatte	D
1948	St. Moritz	4th place
	Rube Bjorkman	F
	Allan Opsahl	D
1952	Oslo	Silver Medal
	Rube Bjorkman	F
	Jim Sedin	D
	Al Van	D
	Ken Yackel, Sr.	D/F
1956	Cortina d'Ampezzo	Silver Medal
	Wendell Anderson	D
	Gene Campbell	F
	Dick Dougherty	F
	John Mayasich	F
	Dick Meredith	F
	Jack Petroske	D
	John Mariucci *	
1960	Squaw Valley	Gold Medal
	John Mayasich	F
	Jack McCartan	G
	Dick Meredith	F
1964	Innsbruck	5th place
	Dave Brooks	F
	Herb Brooks	F/D
	Tom McCoy	D
	Wayne Meredith	D
	Gary Schmalzbauer	F
	Jim Westby	D
1968	Grenoble	6th place
	Herb Brooks	F/D
	Jack Dale	F
	Craig Falkman	F
	Len Lilyholm	F
	Lou Nanne	D
	Larry Stordahl	F
	Murray Williamson *	
1972	Sapporo	Silver Medal
	Bruce McIntosh	D
	Wally Olds	D
	Frank Sanders	D
	Craig Sarner	F
	Murray Williamson *	
1976	Innsbruck	5th place
	Rob Harris	F
	Buzz Schneider	F
	Bob Johnson *	
1980	Lake Placid	Gold Medal
	Bill Baker	D
	Neal Broten	F
	Steve Christoff	F
	Steve Janaszak	G
	Rob McClanahan	F
	Mike Ramsey	D
	Buzz Schneider	F
	Eric Strobel	F

	Phil Verchota	F
	Herb Brooks *	
1984	Sarajevo	7th place
	Scott Bjugstad	F
	Steve Griffith	F
	Tom Hirsch	D
	David Jensen	D
	Corey Millen	F
	Phil Verchota	F
1988	Calgary	7th place
	John Blue	G
	Tom Chorske	F
	Corey Millen	F
	Todd Okerlund	F
	Dave Snuggerud	F
1992	Albertville	4th place
	Dean Blais #	
1994	Lillehammer	8th place
	Darby Hendrickson	F
	Craig Johnson	F
	Travis Richards	D
1998	Nagano	
	Herb Brooks (France) *	
2002	Salt Lake City	Silver Medal
	Herb Brooks *	
2006	Torino	8th place
	Jordan Leopold	D
2010	Vancouver	Silver Medal
	Erik Johnson	D
	Phil Kessel	F

U.S. NATIONAL TEAMS

1938	Czechoslovakia	7th place
	Al Van	D
	Spencer Wagnild	D
1939	Switzerland	Silver Medal
	Al Van	D
	Spencer Wagnild	D
1947	Czechoslovakia	5th place
	Pat Finnegan	F
	Robert McCabe	G
	Al Van	D
1949	Sweden	Bronze Medal
	Al Van	D
1950	England	Silver Medal
	Bud Frick	F
	Bob Graiziger	F
	Al Van	D
1955	West Germany	4th place
	Wendell Anderson	D
	Rube Bjorkman	F
	Gene Campbell	F
	Dick Dougherty	F

1958	Norway	5th place
	John Mayasich	F
	Dick Meredith	F
	Jack Petroske	D
	Don Vaia	G
1959	Czechoslovakia	4th place
	Richard Burg	F
	Jack McCartan	G
	Dick Meredith	F
	John Newkirk	D
	Robert Turk	F
	Jim Westby	D
	Marsh Ryman *	
1961	Switzerland	6th place
	Herb Brooks	F/D
	Richard Burg	F
	John Mayasich	F
	Tom Riley	D
	David Rovick	F
	Robert Turk	F
	Jim Westby	D
1962	Colorado	Bronze Medal
	Herb Brooks	F/D
	Michael Larson	G
	Oscar Mahle	F
	John Mayasich	F
1963	Sweden	8th place
	Don Norqual	D
	David Rovick	F
	Gerald Westby	F
1965	Finland	6th place
	Larry Alm	D
	Herb Brooks	F/D
	Myron Grafstrom	F
	Sam Grafstrom	F
	Larry Johnson	D
	Larry Smith	F
	Ken Yackel, Sr. *	
1967	Austria	5th place
	Herb Brooks	F/D
	Craig Falkman	F
	Len Lilyholm	F
	Jerry Melnychuk	F
	David Metzner	D
	Doug Woog	F
	Murray Williamson *	
1969	Sweden	6th place
	James Branch	D
	Gary Gambucci	F
	John Lothrop	G
	Larry Stordahl	D
	John Mayasich *	
1970	Sweden	Pool B (1st)
	Herb Brooks	F/D
	Gary Gambucci	F
	Len Lilyholm	F
	Larry Stordahl	D
	Murray Williamson *	

1971	Switzerland	6th place
	Craig Falkman	F
	Peter Fichuk	F
	Gary Gambucci	F
	Len Lilyholm	F
	Murray Williamson *	
1972	Romania	Pool B (2nd)
	Craig Sarner	F
1973	Austria	Pool B (2nd)
	Dean Blais	F
1974	Yugoslavia	Pool B (1st)
	Mike Polich	F
	Buzz Schneider	F
1975	West Germany	6th place
	Mike Polich	F
	Buzz Schneider	F
1976	Poland	4th place
	Mike Antonovich	F
	Gary Gambucci	F
	Bill Klatt	F
	Lou Nanne	D
	Pat Phippen	F
	Buzz Schneider	F
	Tom Younghans	F
	John Mariucci *	
1977	Austria	6th place
	Russ Anderson	D
	Warren Miller	F
	Lou Nanne	F
	Wally Olds	D
	Buzz Schneider	F
	Tom Vannelli	F
	Tom Younghans	F
	John Mariucci *	
	Jack McCartan #	
1978	Czechoslovakia	6th place
	Pat Westrum	D
	Tom Younghans	F
	John Mariucci *	
1979	Soviet Union	7th place
	Les Auge	D
	Bill Baker	D
	Steve Christoff	F
	Rob McClanahan	F
	Eric Strobel	F
	Phil Verchota	F
	Herb Brooks *	
1981	Sweden	5th place
	Bill Baker	D
	Aaron Broten	F
	Reed Larson	D
	Wally Olds	D
	Steve Ulseth	F
	Dick Meredith %	
1982	Finland	8th place
	Mike Antonovich	F

10 GOPHERS ON 1980 "MIRACLE ON ICE" GOLD MEDAL TEAM

Suffice it to say, the two United States Olympic Ice Hockey Gold Medals would not have been possible without the contribution from the University of Minnesota Hockey program. In arguably the greatest moment in American sports history, the 1980 U.S. Olympic Hockey Team shocked the world by defeating Russia and Finland to claim the gold medal. That team was led by former University of Minnesota Head Coach Herb Brooks and included 10 Golden Gophers on the roster. Brooks also coached the 2002 U.S. Olympic hockey team to a silver medal.

Twenty years before the "Miracle on Ice," the 1960 U.S. Olympic Hockey Team skated through the field unbeaten to win the nation's first gold medal in Squaw Valley, Calif. That squad featured starting goaltender Jack McCartan, as well as John Mayasich and Dick Meredith.

Through the years, Team USA has had a noticeable Minnesota presence. In every year since the 1980 Olympic Games, the Gophers have been represented on Team USA. In 2010, Erik Johnson and Phil Kessel helped Team USA to a silver medal. Paul Martin was to be on the team, but could not compete because of injury.

Minnesota has also had an astounding 79 players that have been named to the U.S. National Junior Team since 1977.

1980 USA OLYMPIC HOCKEY ROSTER

GOALTENDERS

30	Jim Craig	North Easton, Mass.	Boston University
31	Bruce Horsch	Hastings, Minn.	Michigan Tech
1	Steve Janaszak	White Bear Lake, Minn.	Minnesota

DEFENSEMEN

2	Les Auge *	St. Paul, Minn.	Minnesota
6	Bill Baker	Grand Rapids, Minn.	Minnesota
12	Jack Hughes	Somerville, Mass.	Harvard
3	Ken Morrow	Davison, Mich.	Bowling Green
17	Jack O'Callahan	Charleston, Mass.	Boston University
5	Mike Ramsey	Minneapolis, Minn.	Minnesota
4	Gary Ross	Roseau, Minn.	Bemidji State
20	Bob Suter	Madison, Wis.	Wisconsin

FORWARDS

9	Neal Broten	Roseau, Minn.	Minnesota
23	Dave Christian	Warroad, Minn.	North Dakota
11	Steve Christoff	Richfield, Minn.	Minnesota
14	Ralph Cox	Braintree, Mass.	New Hampshire
22	Dave Delich	Eveleth, Minn.	Colorado College
21	Mike Eruzione	Winthrop, Mass.	Boston University
28	John Harrington	Virginia, Minn.	Minnesota-Duluth
10	Mark Johnson	Madison, Wis.	Wisconsin
7	Rob McClanahan	St. Paul, Minn.	Minnesota
16	Mark Pavelich	Eveleth, Minn.	Minnesota-Duluth
25	Buzz Schneider	Babbitt, Minn.	Minnesota
8	Dave Silk	Scituate, Mass.	Boston University
19	Eric Strobel	Rochester, Minn.	Minnesota
27	Phil Verchota	Duluth, Minn.	Minnesota
15	Mark Wells	St. Clair Shores, Mich.	Bowling Green

Head Coach: Herb Brooks

* second-to-last player cut from team

GOPHERS ON TEAM USA

Aaron Broten	F	Craig Johnson	F	CANADA CUP	
Bryan Erickson	F	Trent Klatt	F	1976 Lou Nanne	D
Tom Gorence	F	2000 Russia	5th place	Mike Polich	F
Tom Hirsch	D	Ben Clymer	D	1981 Bill Baker	D
Steve Janaszak	G	Darby Hendrickson	F	Steve Christoff	F
Joe Micheletti	D	Jeff Nielsen	F	Tom Gorence	F
Mike Ramsey	D	2001 Germany	4th place	Paul Holmgren	F
Buzz Schneider	F	Darby Hendrickson	F	Reed Larson	D
1983 Japan	Pool B (1st)	Ryan Kraft	F	Rob McClanahan	F
Paul Ostby	G	2002 Sweden	7th place	Tom Youngmans	F
Steve Ulseth	F	Jordan Leopold	D	Lou Nanne +	
Phil Verchota	F	Erik Rasmussen	F	1984 Aaron Broten	F
1985 Czechoslovakia	4th place	2003 Finland	13th place	Neal Broten	F
Aaron Broten	F	Craig Johnson	F	Bryan Erickson	F
Corey Millen	F	Jordan Leopold	D	Tom Hirsch	D
1986 Soviet Union	5th place	2004 Czech Republic	Bronze Medal	David Jensen	D
Aaron Broten	F	Keith Ballard	D	Mike Ramsey	D
Bryan Erickson	F	Erik Westrum	F	Lou Nanne +	
1987 Austria	7th place	Thomas Vanek (Austria)	F	1987 Aaron Broten	F
Aaron Broten	F	2005 Austria	6th place	Corey Millen	F
Bryan Erickson	F	Jordan Leopold	D	Mike Ramsey	D
1989 Sweden	6th place	Paul Martin	D	Doug Woog #	
Tom Chorske	F	Thomas Vanek (Austria)	F		
Corey Millen	F	2006 Latvia	7th place	WORLD CUP OF HOCKEY	
Dave Snuggerud	F	Phil Kessel	F	2004 Paul Martin	D
Robb Stauber	G	2007 Russia	5th place		
1990 Switzerland	5th place	Keith Ballard	D	U.S. NATIONAL JUNIOR TEAM	
John Blue	G	Erik Johnson	D	1977 Czechoslovakia	7th place
Aaron Broten	F	Phil Kessel	F	Bob Bergloff	D
Steve MacSwain	F	2008 Canada	5th place	1978 Canada	5th place
1991 Finland	4th place	Keith Ballard	D	Paul Joswiak	G
Tom Pederson	D	Jordan Leopold	D	Bart Larson	F
1992 Czechoslovakia	7th place	Paul Martin	D	Steve Pepper	F
John Blue	G	Phil Kessel	F	Steve Ulseth	F
1993 Germany	6th place	2009 Switzerland	4th place	Len Lilyholm *	
Craig Johnson	F	Keith Ballard	D	1979 Sweden	6th place
Travis Richards	D	Kyle Okposo	F	Aaron Broten	F
1995 Sweden	6th place	Thomas Vanek (Austria)	F	Neal Broten	F
Tim Bergland	F	2010 Germany	13th place	Bryan Erickson	F
1996 Austria	Bronze Medal	Kyle Okposo	F	Jim Jetland	G
Brian Bonin	F	Ryan Potulny	F	Mike Ramsey	D
Tom Chorske	F	Matt Demarchi (Italy)	D	Steve Ulseth	F
Mike Crowley	D	Todd Richards#		1980 Finland	7th place
Darby Hendrickson	F	2011 Slovakia	8th place	Bryan Erickson	F
Craig Johnson	F	Blake Wheeler	F	Dave Jensen	D
Tom Pederson	D	2012 Finland/Sweden	7th place	1981 West Germany	6th place
1997 Finland	6th place	Alex Goligoski	D	Steve Griffith	F
John Blue	G	Kyle Okposo	F	Dave Jensen	D
Darby Hendrickson	F	Evan Kaufmann (Germany)	F	1982 Minnesota	6th place
1998 Switzerland	12th place	Matt DeMarchi (Italy)	D	Rick Erdall	F
Tom Chorske	F	2012 Finland/Sweden	7th place	Tony Kellin	D
Mike Crowley	D	Alex Goligoski	D	Doug Woog #	
Darby Hendrickson	F	2013 Finland/Sweden	3rd place	1983 Soviet Union	5th place
Dan Trebil	D	Erik Johnson	D	Rick Erdall	F
1999 Norway	6th place	Nick Bjugstad	F	Tony Kellin	D
Tom Chorske	F			1984 Sweden	6th place
Darby Hendrickson	F			Wally Chapman	F

GOPHERS ON TEAM USA

	Craig Mack	D	2003 Canada	4th place	2003	Dick Dougherty	F
	Todd Okerlund	F	Gino Guyer	F	2002	Doug Woog	F/Head Coach
1985	Finland	6th place	Barry Tallackson	F	2001	Mike Ramsey	D
	Doug Woog *		2004 Finland		2000	Neal Broten	F
1986	Canada	Bronze Medal	Thomas Vanek (Austria)	F	1998	Lou Nanne	D
	Tom Chorske	F	2005 North Dakota	4th place	1996	Reed Larson	D
1987	Czechoslovakia	4th place	Alex Goligoski	D	1991	Bob Johnson	F
	Marty Nanne	F	Nate Hagemo	D	1990	Herb Brooks	F/D/Head Coach
	Robb Stauber	G	Phil Kessel	F	1988	Larry Ross	G
1988	Soviet Union	6th place	2006 Canada	4th place	1986	Ken Yackel, Sr.	D/F
	Randy Skarda	D	Jeff Frazee	G	1983	Jack McCartan	G
	Dean Blais #		Erik Johnson	D	1976	John Mayasich	F
1989	Alaska	5th place	Phil Kessel	F			
	Tom Pederson	D	Blake Wheeler	F			
	Dean Blais #		2007 Sweden	Bronze Medal			
1990	Finland	7th place	Mike Carman	F	U.S. OLYMPIC HALL OF FAME		
	Cory Laylin	F	Jeff Frazee	G	2005	Herb Brooks	F/D/Head Coach
	Jeff Stolp	G	Erik Johnson	D			
	Doug Zmolek	D	Kyle Okposo	F			
1991	Canada	4th place	Ryan Stoa	F			
	Craig Johnson	F	2008 Czech Republic	4th place			
	Trent Klatt	F	Mike Carman	F			
1993	Sweden	4th place	Cade Fairchild	D			
	Jeff Callinan	G	Ryan Flynn	F			
1994	Czech Republic	6th place	Kyle Okposo	F			
	Andy Brink	F	Jordan Schroeder	F			
	Dean Blais *		2009 Canada	5th place			
	Mike Guentzel #		Cade Fairchild	D			
1995	Canada	5th place	Mike Hoeffel	F			
	Reggie Berg	F	Jordan Schroeder	F			
	Mike Crowley	D	2010 Canada	Gold Medal			
	Brian LaFleur	D	Jordan Schroeder	F			
	Mike Guentzel #		Dean Blais *				
1996	Massachusetts	5th place	2011 New York	Bronze Medal			
	Reggie Berg	F	Nick Bjugstad	F			
	Ben Clymer	D	Erik Haula (Finland)	F			
	Casey Hankinson	F	2012 Canada	7th place			
	Erik Rasmussen	F	Nick Bjugstad	F			
	Wyatt Smith	F	Kyle Rau	F			
	Mike Guentzel #		Dean Blais *				
1997	Switzerland	Silver Medal	Mark Bahr +				
	Ben Clymer	D	2013 Russia	Gold Medal			
	Erik Rasmussen	F	Mike Reilly	D			
	Wyatt Smith	F	Grant Potulny#				
1998	Finland	5th place					
	Aaron Miskovich	F					
1999	Canada	8th place					
	Jordan Leopold	D					
2000	Sweden	4th place					
	Jordan Leopold	D					
	Jeff Taffe	F					
2001	Russia	5th place					
	Paul Martin	D					
	Troy Riddle	F					
	Jeff Taffe	F					
2002	Czech Republic	5th place					
	Keith Ballard	D					

* Head Coach

Assistant Coach

% General Manager

+ Team Staff

HOCKEY HALL OF FAME

2006 Herb Brooks F/D/Head Coach

U.S. HOCKEY HALL OF FAME

2010 Dr. V George Nagobads Doctor

2007 Aaron Broten F

2006 Gary Gambucci F

2005 Murray Williamson F

CAREER RECORDS

TOTAL POINTS

“THE CAREER 150-POINT CLUB”

Player, seasons	G	A	Pts.
1. John Mayasich, 1951-55	144	154	298
2. Pat Micheletti, 1982-86	120	149	269
3. Corey Millen, 1982-87	119	122	241
4. Butsy Erickson, 1979-83	109	129	238
5. Larry Olimb, 1988-92	59	159	218
6. Brian Bonin, 1992-96	100	116	216
7. Steve Ulseth, 1977-81	84	118	202
8. Tim Harrer, 1976-80	117	84	201
9. John Pohl, 1998-2002	71	129	200
10. Dick Dougherty, 1951-54	109	78	187
11. Peter Hankinson, 1986-90	82	100	182
12. Tom Vannelli, 1973-77	69	111	180
13. Troy Riddle, 2000-04	82	96	178
Aaron Broten, 1979-81	72	106	178
15. Erik Westrum, 1997-2001	69	99	168
Richard Erdall, 1981-85	55	113	168
17. Ryan Kraft, 1994-98	62	104	166
18. Scott Bjugstad, 1979-83	86	77	163
19. Grant Bischoff, 1987-91	80	81	161
Tom Rothstein, 1980-85	67	94	161
21. Steve Christoff, 1976-79	77	82	159
Mike Polich, 1971-75	70	89	159
23. Reggie Berg, 1995-99	74	84	158
Todd Richards, 1985-89	30	128	158
25. Mike Crowley, 1994-97	37	120	157
26. Jason Miller, 1987-91	53	102	155

GOALS

1. John Mayasich, 1951-55	144
2. Pat Micheletti, 1982-86	120
3. Corey Miller, 1983-87	119
4. Tim Harrer, 1976-80	117
5. Butsy Erickson, 1979-83	109
Dick Dougherty, 1950-54	109
7. Brian Bonin, 1992-96	100
8. Scott Bjugstad, 1979-83	86
9. Steve Ulseth, 1977-81	84
10. Troy Riddle, 2000-04	82
Peter Hankinson, 1986-90	82
12. Grant Bischoff, 1987-91	80
13. Ken Gerlander, 1987-91	78
14. Steve Christoff, 1976-79	77
15. Jeff Nielsen, 1990-94	76
16. Reggie Berg, 1995-99	74
17. Dave Snuggerud, 1985-89	73
18. Aaron Broten, 1979-81	72
19. John Pohl, 1998-2002	71
20. Ken Yackel, Sr., 1974-77	70
Mike Polich, 1971-75	70

ASSISTS

1. Larry Olimb, 1988-92	159
2. John Mayasich, 1951-55	154
3. Pat Micheletti, 1982-86	149
4. Butsy Erickson, 1979-83	129
5. John Pohl, 1998-2002	128
Todd Richards, 1985-89	128
7. Corey Millen, 1983-87	122
8. Mike Crowley, 1994-97	120
9. Steve Ulseth, 1977-81	118
10. Brian Bonin, 1992-96	116
11. Richard Erdall, 1981-85	113
12. Tom Vannelli, 1973-77	111
13. Aaron Broten, 1979-81	106
14. Ryan Kraft, 1994-98	104
Neal Broten, 1978-81	104
16. Jason Miller, 1987-91	102
17. Dan Trebil, 1991-96	100
Peter Hankinson, 1986-90	100
19. Jordan Leopold, 1998-2002	99
Erik Westrum, 1997-2001	99

SHORTHANDED GOALS

1. Aaron Miskovich, 1997-2001	10
(1 in 1997-98)	
(2 in 1998-99)	
(4 in 1999-2000)	
(3 in 2000-01)	
Paul Broten, 1984-88	10
(3 in 1984-85)	
(3 in 1986-87)	
(4 in 1987-88)	

POINTS BY A DEFENSEMEN

Player, seasons	G	A	Pts.
1. Todd Richards, 1985-89	30	128	158
2. Mike Crowley, 1994-97	37	120	157
3. Jordan Leopold, 1998-2002	45	99	144
4. Travis Richards, 1989-93	35	98	133
5. Dan Trebil, 1991-96	24	100	124
6. Bill Baker, 1975-79	30	88	118
7. Gary Shopek, 1983-87	24	93	117
8. Tony Kellin, 1982-86	37	75	112
9. Chris Harrington, 2002-06	14	95	109
10. Joe Micheletti, 1973-77	25	81	106
11. Les Auge, 1971-75	19	85	104
12. Keith Ballard, 2001-04	33	67	100
13. Tom Pederson, 1987-91	25	74	99
14. Alex Goligoski, 2004-07	25	73	98
15. Paul Martin, 2000-03	20	77	97
16. Bart Larson, 1977-81	14	82	96
17. Reed Larson, 1973-77	34	61	95

CAREER RECORDS

GOALS BY A DEFENSEMEN

1. Jordan Leopold, 1998-2002.....	45
2. Mike Crowley, 1994-97.....	37
Tony Kellin, 1982-86.....	37
4. Chris McAlpine, 1990-94.....	36
5. Travis Richards, 1988-93.....	35
6. Reed Larson, 1973-77.....	34
7. Keith Ballard, 2001-04.....	33
8. Todd Richards, 1985-89.....	30
Bill Baker, 1975-79.....	30
10. Randy Skarda, 1986-89.....	28
11. Alex Goligoski, 2004-07.....	25
Tom Pederson, 1987-91.....	25
Joe Micheletti, 1973-77.....	25
13. Dan Trebil, 1991-96.....	24
Gary Shopek, 1983-87.....	24
Michael Knoke, 1979-81.....	24

ASSISTS BY A DEFENSEMEN

1. Todd Richards, 1985-89.....	128
2. Mike Crowley, 1994-97.....	120
3. Dan Trebil, 1991-96.....	100
4. Jordan Leopold, 1998-2002.....	99
5. Travis Richards, 1989-93.....	98
6. Chris Harrington, 2002-06.....	95
7. Gary Shopek, 1983-87.....	93
8. Bill Baker, 1975-79.....	88
9. Les Auge, 1971-75.....	85
10. Bart Larson, 1977-81.....	82
11. Joe Micheletti, 1973-77.....	81
12. Paul Martin, 2000-03.....	77
13. Tony Kellin, 1982-86.....	75
Mike Guentzel, 1981-85.....	75
15. Tom Pederson, 1987-91.....	74
16. Alex Goligoski, 2004-07.....	73
17. Cade Fairchild, 2007-11.....	72
18. Michael Knoke, 1979-81.....	70

GAMES PLAYED

1. Larry Olimb, 1988-92.....	182
2. Grant Bischoff, 1987-91.....	180
3. Ken Gernander, 1987-91.....	176
Peter Hankinson, 1986-90.....	176
Travis Richards, 1989-93.....	176
6. Derek Peltier, 2004-08.....	173
Jason Miller, 1987-91.....	173
Gary Shopek, 1984-88.....	173
8. Andy Sertich, 2002-06.....	172
Judd Stevens, 2001-05.....	172
Jeff Nielsen, 1990-94.....	172
Paul Broten, 1984-88.....	172
12. Matt Koalska, 2000-04.....	171
Troy Riddle, 2000-04.....	171
14. Gino Guyer, 2002-06.....	170
Chris Harrington, 2002-06.....	170
Dylan Mills, 1997-2001.....	170
Cory Laylin, 1988-92.....	170

18. Jake Fleming, 2001-05.....	168
Jon Waibel, 2000-04.....	168
20. Todd Richards, 1985-89.....	167
Tim Bergland, 1983-87.....	167

POINTS PER GAME (MIN. 60 GP)

Player, season	GP	Pts.	PPG
1. John Mayasich, 1951-55.....	111	298	2.68
2. Dick Dougherty, 1950-54.....	81	187	2.15
3. Aaron Broten, 1979-81.....	86	178	2.07
4. Neal Broten, 1978-81.....	76	142	1.97
5. Pat Micheletti, 1982-86.....	162	269	1.66
6. Butsy Erickson, 1979-83.....	144	238	1.65
7. Corey Millen, 1982-87.....	149	241	1.62
8. Gene Campbell, 1951-54.....	80	119	1.49
9. Richard Erdall, 1981-85.....	123	168	1.37
10. Thomas Vanek, 2002-04.....	83	113	1.36
Steve Ulseth, 1977-81.....	148	202	1.36
12. Steve Christoff, 1976-79.....	119	159	1.34
13. Ken Yackel, Sr., 1974-77.....	112	148	1.32
14. Brian Bonin, 1992-96.....	166	216	1.30
Tom Vannelli, 1973-77.....	138	180	1.30

PENALTIES

1. Chris McAlpine, 1990-94.....	208
2. Matt DeMarchi, 1999-2003.....	204
3. Ben Hankinson, 1987-91.....	182
4. Pat Micheletti, 1982-86.....	180
5. Dave Larson, 1992-96.....	142
6. Lance Pitlick, 1986-90.....	138
7. Jeff Nielsen, 1990-94.....	128
8. Casey Hankinson, 1994-98.....	126
9. Erik Westrum, 1997-2001.....	125
10. Don Micheletti, 1976-80.....	123
11. Jed Fiebelkorn, 1991-95.....	122
Tony Kellin, 1982-86.....	122
13. Dick Paradise, 1965-68.....	119
14. Bill Kohn, 1995-99.....	118
Randy Skarda, 1986-89.....	118

PENALTY MINUTES

1. Matt DeMarchi, 1999-2003.....	473
2. Chris McAlpine, 1990-94.....	453
3. Pat Micheletti, 1982-86.....	403
4. Ben Hankinson, 1987-91.....	400
5. Casey Hankinson, 1994-98.....	347
6. Dave Larson, 1992-96.....	314
7. Erik Westrum, 1997-2001.....	307
8. Jeff Nielsen, 1990-94.....	292
9. Lance Pitlick, 1986-90.....	285
10. Bill Kohn, 1995-99.....	274
11. Dick Paradise, 1965-68.....	271
12. Randy Skarda, 1985-89.....	270
13. Scott Bell, 1990-95.....	268
14. Chris Harrington, 2002-06.....	266
15. Bill Butters, 1970-73.....	262
16. Don Micheletti, 1976-80.....	257

SEASON RECORDS

TOTAL POINTS

“THE SEASON 75-POINT CLUB”

Player, season	G	A	Pts.
1. Aaron Broten, 1980-81	47	59	106
2. Pat Micheletti, 1984-85	48	46	96
3. Steve Ulseth, 1980-81	41	52	93
4. Scott Bjugstad, 1982-83	43	48	91
5. Butsy Erickson, 1980-81	39	47	86
6. Corey Millen, 1985-86	41	42	83
7. Butsy Erickson, 1982-83	35	47	82
Tim Harrer, 1979-80	53	29	82
9. Brian Bonin, 1995-96	34	47	81
10. Larry Olimb, 1991-92	24	56	80
Pat Micheletti, 1985-86	32	48	80
John Mayasich, 1954-55	41	39	80
13. John Pohl, 2001-02	27	52	79
14. John Mayasich, 1953-54	29	49	78
John Mayasich, 1952-53	42	36	78
16. Steve Christoff, 1978-79	38	39	77
17. Richard Erdall, 1984-85	25	51	76

GOALS

1. Tim Harrer, 1979-80	53
2. Pat Micheletti, 1984-85	48
3. Aaron Broten, 1980-81	47
4. Scott Bjugstad, 1982-83	43
5. Dick Dougherty, 1953-54	42
John Mayasich, 1952-53	42
6. Corey Millen, 1985-86	41
Steve Ulseth, 1980-81	41
John Mayasich, 1954-55	41

ASSISTS

1. Aaron Broten, 1980-81	59
2. Larry Olimb, 1991-92	56
3. Neal Broten, 1980-81	54
4. John Pohl, 2001-02	52
Steve Ulseth, 1980-81	52
6. Neal Broten, 1978-79	50
7. John Mayasich, 1953-54	49
8. Scott Bjugstad, 1982-83	48
Pat Micheletti, 1985-86	48
10. Brian Bonin, 1995-96	47
Butsy Erickson, 1982-83	47

SHORT-HANDED GOALS

1. Peter Hankinson, 1989-90	5
Steve Griffith, 1982-83	5

POINTS BY A DEFENSEMAN

Player, season	G	A	Pts.
1. Mike Crowley, 1995-96	17	46	63
2. Mike Crowley, 1996-97	9	47	56
3. Bill Baker, 1978-79	12	42	54
4. Todd Richards, 1986-87	8	43	51

5. Jordan Leopold, 2000-01	12	37	49
6. Jordan Leopold, 2001-02	20	28	48
Michael Knoke, 1980-81	15	33	48
Joe Micheletti, 1976-77	9	39	48
9. Dan Trebil, 1995-96	11	35	46
Michael Knoke, 1979-80	9	37	46

GOALS BY A DEFENSEMAN

1. Jordan Leopold, 2001-02	20
2. Randy Skarda, 1987-88	19
3. Mike Crowley, 1995-96	17
4. Michael Knoke, 1980-81	15
5. Lou Nanne, 1962-63	14
6. Reed Larson, 1975-76	13
7. Keith Ballard, 2002-03	12
Jordan Leopold, 2000-01	12
Chris McAlpine, 1993-94	12
Travis Richards, 1988-93	12
Tony Kellin, 1983-84	12
Bill Baker, 1978-79	12
Ken Yackel, Sr., 1953-54	12

ASSISTS BY A DEFENSEMAN

1. Mike Crowley, 1996-97	47
2. Mike Crowley, 1995-96	46
3. Todd Richards, 1986-87	43
4. Bill Baker, 1978-79	42
5. Joe Micheletti, 1976-77	39
6. Nate Schmidt 2011-12	38
7. Jordan Leopold, 2000-01	37
Michael Knoke, 1979-80	37
9. Larry Olimb, 1989-90*	36
Mike Guentzel, 1984-85	36

* Olimb played defense for two seasons (1988-90), but then was switched to center. Only his '88-89 and '89-90 statistics count toward defensemen's records.

PENALTIES

1. Pat Micheletti, 1984-85	65
2. Chris McAlpine, 1991-92	64
3. Ben Hankinson, 1990-91	62
4. Matt DeMarchi, 2000-01	57
5. Chris McAlpine, 1993-94	55
Peter Hayek, 1979-80	55

PENALTY MINUTES

1. Pat Micheletti, 1984-85	154
2. Matt DeMarchi, 2000-01	149
3. Chris McAlpine, 1991-92	136
4. Ben Hankinson, 1990-91	133
5. Matt DeMarchi, 2002-03	130
6. Erik Rasmussen, 1996-97	123
7. Chris McAlpine, 1993-94	121
8. Jed Fiebelkorn, 1994-95	119

SEASON RECORDS

GOALS BY A FRESHMAN

1. John Mayasich, 1951-52	32
2. Thomas Vanek, 2002-03	31
3. Darby Hendrickson, 1991-92	25
Aaron Broten, 1979-80	25
5. John Sheridan, 1973-74	24
6. Reggie Berg, 1995-96	23
Mike Antonovich, 1969-70	23
8. Grant Potulny, 2000-01	22
Trent Klatt, 1989-90	22
Neal Broten, 1978-79	22

ASSISTS BY A FRESHMAN

1. Neal Broten, 1978-79	50
2. Aaron Broten, 1979-80	47
3. Phil Kessel, 2005-06	33
Ryan Kraft, 1994-95	33
Jay Cates, 1985-86	33
6. Jordan Schroeder, 2008-09	32
Erik Rasmussen, 1995-96	32
7. Thomas Vanek, 2002-03	31
8. Darby Hendrickson, 1991-92	30
John Mayasich, 1951-52	30

LONGEST POINT SCORING STREAK

1. Steve Ulseth, 1980-81	24
2. John Mayasich, 1951-53	23
3. Brian Bonin, 1994-96	21
Pat Micheletti, 1983-85	21
5. Erik Westrum, 1999-2000	19
Aaron Broten, 1980-81	19

LONGEST POINT-SCORING STREAK - SINGLE SEASON

1. Steve Ulseth, 1980-81	24
2. Erik Westrum, 1999-2000	19
Brian Bonin, 1995-96	19
Aaron Broten, 1980-81	19
5. Scott Bjugstad, 1982-83	17
6. John Mayasich, 1953-54	16

MOST GAME-WINNING GOALS (SINCE 1975)

1. Aaron Broten, 1980-81	10
2. Jeff Taffe, 2001-02	8
3. Seven players (last: Kyle Rau, 2012-13)	7
9. Trent Klatt, 1991-92	6
Kyle Rau, 2011-12	6

MOST POWER PLAY GOALS (SINCE 1975)

1. Tim Harrer, 1979-80	27
2. Aaron Broten, 1980-81	26
3. Pat Micheletti, 1984-85	25
4. Ryan Potulny, 2005-06	17
5. Grant Potulny, 2000-01	16
6. Corey Millen, 1986-87	15
7. Ryan Potulny, 2004-05	14
John Pohl, 2001-02	14
Jeff Taffe, 2001-02	14
Corey Millen, 1985-86	14

SENIOR SEASON SCORING

Player, season	G	A	Pts.
1. Steve Ulseth, 1980-81	41	52	93
2. Scott Bjugstad, 1982-83	43	48	91
3. Butsy Erickson, 1982-83	35	47	82
Tim Harrer, 1979-80	53	29	82
5. Brian Bonin, 1995-96	34	47	81
6. Larry Olimb, 1991-92	24	56	80
Pat Micheletti, 1985-86	32	48	80
John Mayasich, 1954-55	41	39	80
9. John Pohl, 2001-02	27	52	79
10. Richard Erdall, 1984-85	25	51	76

JUNIOR SEASON SCORING

Player, season	G	A	Pts.
1. Pat Micheletti, 1984-85	48	46	96
2. Corey Millen, 1985-86	41	42	83
3. John Mayasich, 1953-54	29	49	78
4. Steve Christoff, 1978-79	38	39	77
5. Don Micheletti, 1978-79	36	36	72
6. Tom Vannelli, 1975-76	26	43	69
7. Dick Dougherty, 1952-53	35	32	67
8. Trent Klatt, 1991-92	30	36	66
9. Tom Rothstein, 1983-84	30	34	64
10. Ryan Potulny, 2005-06	38	25	63
Brian Bonin, 1994-95	32	31	63

SOPHOMORE SEASON SCORING

Player, season	G	A	Pts.
1. Aaron Broten, 1980-81	47	59	106
2. Butsy Erickson, 1980-81	39	47	86
3. John Mayasich, 1952-53	42	36	78
4. Neal Broten, 1980-81	17	54	71
5. Steve Christoff, 1977-78	32	34	66
6. Corey Millen, 1983-84	28	36	64
7. Mike Crowley, 1995-96	17	46	63
8. Pat Micheletti, 1983-84	26	34	60
9. John Pohl, 1999-2000	18	41	59
Dave Snuggerud, 1986-87	30	29	59

FRESHMAN SEASON SCORING

Player, season	G	A	Pts.
1. Aaron Broten, 1979-80	25	47	72
2. Neal Broten, 1978-79	21	50	71
3. Thomas Vanek, 2002-03	31	31	62
John Mayasich, 1951-52	32	30	62
5. Darby Hendrickson, 1991-92	25	30	55
6. Jay Cates, 1985-86	20	33	53
7. Phil Kessel, 2005-06	18	33	51
8. Erik Rasmussen, 1995-96	16	32	48
9. Ryan Kraft, 1994-95	13	33	46
10. Jordan Schroeder, 2008-09	13	32	45

SEASON SCORING LEADERS

SCORING LEADERS SINCE 1950

YEAR	PLAYER	POS.	GP	G	A	TP
1949-50	Russell Strom	C	16	9	8	17
	Jack Bonner	C	16	9	8	17
1950-51	Calvin Engelstad	W	26	19	34	53
1951-52	John Mayasich	C	26	32	30	62
1952-53	John Mayasich	C	27	42	36	78
1953-54	John Mayasich	C	28	29	49	78
1954-55	John Mayasich	C	30	41	39	80
1955-56	Ken Yackel Sr.	W	29	19	20	39
1956-57	Terry Bartholome	W	29	14	7	21
1957-58	Dick Burg	W	28	19	16	35
1958-59	Stu Anderson	C	25	15	19	34
1959-60	Jerry Melnychuk	C	28	15	25	40
1960-61	Jerry Norman	W	27	22	17	39
1961-62	Ron Constantine	W	22	15	13	28
1962-63	Lou Nanne	D	29	14	29	43
1963-64	Roy Nystrom	W	26	17	19	36
1964-65	Doug Woog	C	29	26	21	47
1965-66	Gary Gambucci	W	28	23	17	40
1966-67	Jack Dale	C	28	17	26	43
1967-68	Bill Klatt	W	31	23	20	43
1968-69	Peter Fichuk	C	31	21	24	45
1969-70	Mike Antonovich	C	32	23	20	43
1970-71	Dean Blais	W	33	16	24	40
1971-72	Doug Peltier	W	32	22	14	36
1972-73	Mike Polich	C	34	18	14	32
	Dean Blais	W	34	14	18	32
1973-74	Mike Polich	C	40	19	33	52
1974-75	Mike Polich	C	42	25	37	62
1975-76	Tom Vannelli	C	44	26	43	69
1976-77	Tom Vannelli	C	42	26	30	56
1977-78	Steve Christoff	C	38	32	34	66
1978-79	Steve Christoff	C	43	38	39	77
1979-80	Tim Harrer	W	41	*53	29	82
1980-81	Aaron Broten	C	45	47	*59	*106
1981-82	Butsy Erickson	W	35	25	20	45
1982-83	Scott Bjugstad	C	44	43	48	91
1983-84	Tom Rothstein	W	39	30	34	64
1984-85	Pat Micheletti	W	44	48	48	96
1985-86	Corey Millen	C	*48	41	42	83
1986-87	Corey Millen	C	42	36	29	65
1987-88	Jay Cates	C	42	17	31	48
1988-89	Tom Chorske	W	37	25	24	49
	Dave Snuggerud	C	45	29	20	49
1989-90	Peter Hankinson	W	46	25	41	66
1990-91	Larry Olimb	D/C	45	19	38	57
1991-92	Larry Olimb	C	44	24	56	80
1992-93	Craig Johnson	C/W	42	22	24	46
1993-94	Jeff Nielsen	W	41	29	16	45
1994-95	Brian Bonin	C	44	32	31	63
1995-96	Brian Bonin	C	42	34	47	81
1996-97	Mike Crowley	D	42	9	47	56
1997-98	Wyatt Smith	C	39	24	23	47
1998-99	Reggie Berg	F	43	20	28	48
1999-2000	John Pohl	F	41	18	41	59
2000-01	Erik Westrum	C	42	26	35	61

2001-02	John Pohl	C	44	27	52	79
2002-03	Thomas Vanek	F	45	31	31	62
2003-04	Thomas Vanek	F	38	26	25	51
2004-05	Tyler Hirsch	F	41	11	33	44
2005-06	Ryan Potulny	C	41	38	25	63
2006-07	Jay Barriball	F	44	20	23	43
2007-08	Blake Wheeler	C	44	15	20	35
2008-09	Ryan Stoa	F	36	24	22	46
2009-10	Tony Lucia	F	39	11	17	28
	Jordan Schroeder	F	37	9	19	28
2010-11	Jacob Cepis	F	36	12	17	29
2011-12	Erik Haula	C	43	20	29	49
2012-13	Erik Haula	C	37	16	35	51

* single-season high

100-POINT GOLDEN GOPHERS

Player	Seasons	GP	G	A	Pts.	Player	Seasons	GP	G	A	Pts.
John Mayasich	1951-55	111	144	154	298	Phil Verchota	1975-79	161	59	61	120
Pat Micheletti	1982-86	162	120	149	269	Gene Campbell	1951-54	80	52	67	119
Corey Millen	1982-87	149	119	122	241	Ryan Potulny	2003-06	100	68	50	118
Bryan "Butsy" Erickson	1979-83	144	109	129	238	Bill Baker	1975-79	154	30	88	118
Larry Olimb	1988-92	182	59	159	218	Gary Shopek	1983-87	173	24	93	117
Brian Bonin	1992-96	166	100	116	216	Grant Potulny	2000-04	146	68	48	116
Steve Ulseth	1977-81	148	84	118	202	Thomas Vanek	2002-04	83	57	56	113
Tim Harrer	1976-80	157	117	84	201	Jeff Taffe	1999-2002	120	56	57	113
John Pohl	1998-2002	165	71	129	200	Tony Kellin	1982-86	165	37	75	112
Dick Dougherty	1951-54	81	109	78	187	Chris Harrington	2002-06	170	14	95	109
Peter Hankinson	1986-90	176	82	100	182	Rob McClanahan	1976-79	121	45	63	108
Tom Vannelli	1973-77	138	69	111	180	Gary Gambucci	1965-68	88	52	56	108
Troy Riddle	2000-04	171	82	96	178	Gino Guyer	2002-06	170	40	67	107
Aaron Broten	1979-81	86	72	106	178	Cory Laylin	1988-92	170	58	49	107
Erik Westrum	1997-2001	161	69	99	168	Mark Lambert	1974-78	160	42	65	107
Richard Erdall	1981-85	123	55	113	168	Bill Klatt	1966-69	89	52	55	107
Ryan Kraft	1994-98	159	62	104	166	Eric Strobel	1976-79	120	52	54	106
Scott Bjugstad	1979-83	133	86	77	163	Joe Micheletti	1973-77	135	25	81	106
Grant Bischoff	1987-91	180	80	81	161	Casey Hankinson	1994-98	149	50	56	106
Tom Rothstein	1980-85	158	67	94	161	Les Auge	1971-75	134	19	85	104
Steve Christoff	1976-79	119	77	82	159	Danny Irmen	2003-06	118	54	49	103
Mike Polich	1971-75	148	70	89	159	Dick Meredith	1951-55	110	43	59	102
Reggie Berg	1995-99	160	74	84	158	Doug Woog	1963-66	80	48	53	101
Todd Richards	1985-89	167	30	128	158	Tom Chorske	1985-89	123	51	50	101
Mike Crowley	1994-97	125	37	120	157	Peter Fichuk	1966-69	92	43	58	101
Jason Miller	1987-91	173	53	102	155	Keith Ballard	2001-04	123	33	67	100
Ken Yackel, Sr.	1952-56	112	70	78	148	Ben Hankinson	1987-91	155	49	51	100
Don Micheletti	1976-80	127	64	84	148	Nearest Current Golden Gopher:					
Steve MacSwain	1983-87	139	68	79	147	Kyle Rau	2011-	80	33	50	83
Trent Klatt	1989-92	121	68	78	146	Nate Condon	2010-	118	31	47	78
Jordan Leopold	1998-2002	164	45	99	144						
Neal Broten	1978-81	76	38	104	142						
Jeff Nielsen	1990-94	172	76	65	141						
Jay Cates	1985-88	136	55	86	141						
Dave Snuggerud	1985-89	126	73	67	140						
Ken Gernander	1987-91	176	78	62	140						
Dean Blais	1969-73	124	56	83	139						
Matt Koalska	2000-04	171	42	94	136						
Craig Johnson	1990-93	119	54	81	135						
Kevin Hartzell	1978-82	140	54	80	134						
Travis Richards	1989-93	176	35	98	133						
Pat Phippen	1973-76	123	46	85	131						
Jay Barriball	2006-11	154	51	79	130						
Todd Okerlund	1983-87	133	44	86	130						
Dave Spehar	1996-2000	160	61	68	129						
Wyatt Smith	1995-99	152	67	62	129						
Warren Miller	1972-76	157	58	71	129						
Justin McHugh	1990-95	160	66	60	126						
Dan Trebil	1992-96	164	24	100	124						
Erik Haula	2010-13	114	42	82	124						
Paul Broten	1984-88	172	50	72	122						
Wally Chapman	1982-86	144	67	54	121						

SCORING RECORDS

50-GOAL SCORERS

Player	Seasons	G
John Mayasich	1951-55	144
Pat Micheletti	1982-86	120
Corey Millen	1982-87	119
Tim Harrer	1976-80	117
Dick Dougherty	1951-54	109
Bryan "Butsy" Erickson	1979-83	109
Brian Bonin	1992-96	100
Scott Bjugstad	1979-83	86
Steve Ulseth	1977-81	84
Troy Riddle	2000-04	82
Peter Hankinson	1986-90	82
Grant Bischoff	1987-91	80
Ken Gernander	1987-91	78
Steve Christoff	1976-79	77
Jeff Nielsen	1990-94	76
Reggie Berg	1995-99	74
Dave Snuggerud	1985-89	73
Aaron Broten	1979-81	72
John Pohl	1998-2002	71
Mike Polich	1971-75	70
Ken Yackel, Sr.	1952-56	70
Tom Vannelli	1973-77	69
Erik Westrum	1997-2001	69
Ryan Potulny	2002-06	68
Grant Potulny	2000-04	68
Trent Klatt	1989-92	68
Steve MacSwain	1983-87	68
Wally Chapman	1982-86	67
Tom Rothstein	1980-85	67
Wyatt Smith	1995-99	67
Justin McHugh	1990-95	66
Don Micheletti	1976-80	64
Ryan Kraft	1994-98	62
Dave Spehar	1996-2000	61
Larry Olimb	1988-92	59
Phil Verchota	1975-79	59
Cory Laylin	1988-92	58
Warren Miller	1972-76	58
Thomas Vanek	2002-04	57
Dean Blais	1969-73	56
Jeff Taffe	1999-2002	56
Jay Cates	1985-88	55
Richard Erdall	1981-85	55
Danny Irmen	2002-06	54
Kevin Hartzell	1978-82	54
Craig Johnson	1990-93	54
Nick Bjugstad	2010-13	54
Jason Miller	1987-91	53
Gene Campbell	1951-54	52
Gary Gambucci	1965-68	52
Bill Klatt	1966-69	52

Eric Strobel	1976-79	52	Steve MacSwain	1983-87	79
Jay Barriball	2006-11	51	Dick Dougherty	1951-54	78
Tom Chorske	1985-89	51	Ken Yackel, Sr.	1952-56	78
Paul Broten	1984-88	50	Scott Bjugstad	1979-83	77
Casey Hankinson	1994-98	50	Paul Martin	2000-03	77
Buzz Schneider	1972-75	50	Mike Guentzel	1981-85	75
			Tony Kellin	1982-86	75

75-ASSIST GOPHERS

Player	Seasons	A
Larry Olimb	1988-92	159
John Mayasich	1951-55	154
Pat Micheletti	1982-86	149
Bryan "Butsy" Erickson	1979-83	129
John Pohl	1998-2002	128
Todd Richards	1985-89	128
Corey Millen	1982-87	122
Mike Crowley	1993-97	120
Steve Ulseth	1977-81	118
Brian Bonin	1992-96	116
Richard Erdall	1981-85	113
Tom Vannelli	1973-77	111
Aaron Broten	1979-81	106
Ryan Kraft	1994-98	104
Neal Broten	1978-81	104
Jason Miller	1987-91	102
Peter Hankinson	1986-90	100
Dan Trebil	1992-96	100
Jordan Leopold	1998-2002	99
Erik Westrum	1997-2001	99
Travis Richards	1989-93	98
Troy Riddle	2000-04	96
Chris Harrington	2002-06	95
Matt Koalska	2000-04	94
Tom Rothstein	1980-85	94
Gary Shopek	1983-87	93
Mike Polich	1971-75	89
Bill Baker	1975-79	88
Jay Cates	1985-88	86
Todd Okerlund	1983-87	86
Les Auge	1971-75	85
Pat Phippen	1973-76	85
Reggie Berg	1995-99	84
Tim Harrer	1976-80	84
Don Micheletti	1976-80	84
Dean Blais	1969-73	83
Steve Christoff	1976-79	82
Bart Larson	1978-81	82
Erik Haula	2010-13	82
Grant Bischoff	1987-91	81
Craig Johnson	1990-93	81
Joe Micheletti	1973-77	81
Kevin Hartzell	1978-82	80
Jay Barriball	2006-11	79

SCORING RECORDS

CAREER ONE POINT-PER-GAME GOLDEN GOPHERS (min. 60 GP)

Player	Seasons	GP	Pts.	PPG	Player	Seasons	GP	Pts.	PPG
John Mayasich	1951-55	111	298	2.68	Tom Rothstein	1980-85	158	161	1.02
Dick Dougherty	1951-54	81	187	2.15	Charles Norby	1965-68	86	88	1.02
Aaron Broten	1979-81	86	178	2.01	Erik Rasmussen	1994-97	74	75	1.01
Neal Broten	1978-81	76	142	1.97	Ron Nystrom	1962-65	79	80	1.01
Pat Micheletti	1982-86	162	269	1.66	Myron Grafstrom	1957-60	79	79	1.00
Bryan "Butsy" Erickson	1979-83	144	238	1.65					
Corey Millen	1982-87	149	241	1.62	Nearest Current Golden Gophers:				
Gene Campbell	1951-54	80	119	1.49	Kyle Rau	2011-pres.	80	83	1.04
Richard Erdall	1981-85	123	168	1.37					
Thomas Vanek	2002-04	83	113	1.36					
Steve Ulseth	1977-81	148	202	1.36					
Steve Christoff	1976-79	119	159	1.34					
Ken Yackel, Sr.	1952-56	112	148	1.32					
Brian Bonin	1992-96	166	216	1.30					
Tom Vannelli	1973-77	138	180	1.30					
Tim Harrer	1976-80	157	201	1.28					
Mike Crowley	1994-97	125	157	1.26					
Doug Woog	1963-66	80	101	1.26					
Gerald Melnychuk	1957-60	79	98	1.24					
Trent Klatt	1989-92	121	146	1.23					
Scott Bjugstad	1979-83	133	163	1.23					
Gary Gambucci	1965-68	88	108	1.23					
Lorne Grosso	1963-66	73	90	1.23					
John Pohl	1998-2002	165	200	1.21					
Larry Olimb	1988-92	182	218	1.20					
Bill Klatt	1966-69	89	107	1.20					
Ryan Potulny	2003-06	100	118	1.18					
Don Micheletti	1976-80	127	148	1.17					
Michael Knoke	1979-81	82	94	1.15					
Craig Johnson	1990-93	119	135	1.13					
Dean Blais	1969-73	124	139	1.12					
Dave Snuggerud	1985-89	126	140	1.11					
Mike Antonovich	1969-72	77	85	1.10					
Peter Fichuk	1966-69	92	101	1.10					
Darby Hendrickson	1991-93	75	82	1.09					
Erik Haula	2010-13	114	124	1.09					
Tom Youngmans	1974-76	66	71	1.08					
Pat Phippen	1973-76	123	131	1.07					
Mike Polich	1971-75	148	159	1.07					
Steve MacSwain	1983-87	139	147	1.06					
John Dale	1964-67	82	87	1.06					
Troy Riddle	2000-04	171	178	1.04					
Erik Westrum	1997-2001	161	168	1.04					
Ryan Kraft	1994-98	159	62	1.04					
Jay Cates	1985-88	136	141	1.04					
Murray Williamson	1956-59	76	79	1.04					
Robert Pearson	1955-58	78	81	1.04					
George Jetty	1953-56	82	85	1.04					
Peter Hankinson	1986-90	176	182	1.03					
Leonard Lilyholm	1960-63	79	81	1.03					

CAREER GOALTENDING RECORDS

GAMES PLAYED

151	Adam Hauser	1998-2002
132	Kellen Briggs	2003-07
108	Alex Kangas	2007-11
98	Robb Stauber	1986-89
96	Steve DeBus	1995-98
96	Jeff Callinan	1991-95
96	John Blue	1984-87
94	Jeff Stolp	1988-92
91	Steve Janaszak	1975-79
91	Tom Newman	1989-93

MINUTES PLAYED

8,833	Adam Hauser	1998-2002
7,504	Kellen Briggs	2003-07
6,359	Alex Kangas	2007-11
5,717	Robb Stauber	1986-89
5,490	Steve DeBus	1995-98
5,441	John Blue	1984-87
5,416	Steve Janaszak	1975-79
5,289	Jeff Callinan	1991-95

WINS

84	Kellen Briggs	2003-07
83	Adam Hauser	1998-2002
73	Robb Stauber	1986-89
64	John Blue	1984-87
56	Jeff Stolp	1988-92
54	Steve DeBus	1995-98
51	Frank Pietrangelo	1982-86
50	Steve Janaszak	1975-79
50	Jim Mattson	1951-54
50	Tom Newman	1989-93

GOALS AGAINST AVERAGE

(Minimum 40 games played at conclusion of career)

2.45	Kent Patterson	2008-12 (88 GP)
2.45	Kellen Briggs	2003-07 (132 GP)
2.48	Jim Mattson	1951-54 (61 GP)
2.53	Jeff Frazee	2005-08 (46 GP)
2.56	Alex Kangas	2007-11 (108 GP)
2.64	Travis Weber	2001-03 (44 GP)
2.77	Robb Stauber	1986-89 (98 GP)
2.86	Adam Hauser	1998-2002 (151 GP)
2.88	Justin Johnson	2001-05 (46 GP)
3.08	Steve DeBus	1995-98 (96 GP)
3.13	Jeff Stolp	1988-92 (94 GP)
3.14	Jeff Moen	1993-96 (53 GP)
3.19	John Blue	1984-87 (96 GP)
3.20	Jeff Callinan	1991-95 (96 GP)
3.28	Murray McLachlan	1967-70 (82 GP)

SHUTOUTS

13	Kellen Briggs	2003-07
8	Adam Hauser	1998-2002
7	Kent Patterson	2008-12
7	Steve DeBus	1995-98
7	John Blue	1984-87
7	Jim Mattson	1951-54
5	Robb Stauber	1986-89
5	Murray McLachlan	1967-70
5	Tom Newman	1989-93

SAVES

3,777	Adam Hauser	1998-2002
2,968	Kellen Briggs	2003-07
2,639	Steve Janaszak	1975-79
2,802	Alex Kangas	2007-11
2,553	Robb Stauber	1986-89
2,480	Murray McLachlan	1967-70
2,369	Brad Shelstad	1970-74
2,357	John Lothrop	1963-66
2,306	Steve DeBus	1995-98

SAVE PERCENTAGE

(Minimum 40 games played at conclusion of career)

.913	Kent Patterson	2008-12 (88 GP)
.912	Alex Kangas	2007-11 (108 GP)
.906	Kellen Briggs	2003-07 (132 GP)
.906	Jim Mattson	1951-54 (61 GP)
.906	Robb Stauber	1986-89 (98 GP)
.902	Murray McLachlan	1967-70 (82 GP)
.901	Jeff Frazee	2005-08 (46 GP)
.899	Adam Hauser	1998-2002 (151 GP)
.896	Brad Shelstad	1970-74 (78 GP)
.896	Travis Weber	2001-03 (44 GP)
.891	Steve DeBus	1995-98 (96 GP)
.890	Justin Johnson	2001-05 (46 GP)
.890	Jeff Tscherne	1973-77 (51 GP)
.889	John Blue	1984-87 (96 GP)
.884	John Lothrop	1963-66 (80 GP)

SEASON GOALTEIDING RECORDS

GAMES PLAYED

44	Robb Stauber	1987-88
43	Kent Patterson	2011-12
43	Jeff Callinan	1994-95
41	Steve Janaszak	1978-79
40	Kellen Briggs	2003-04
40	Adam Hauser	2000-01
40	Adam Hauser	1998-99
39	Adam Wilcox	2012-13
38	Steve DeBus	1996-97
36	Alex Kangas	2008-09
36	Adam Hauser	1999-2000
36	Jeff Stolp	1991-92
35	Adam Hauser	2001-02
35	Brad Shelstad	1973-74

MINUTES PLAYED

2,621	Robb Stauber	1987-88
2,556	Kent Patterson	2011-12
2,484	Jeff Callinan	1994-95
2,428	Steve Janaszak	1978-79
2,365	Adam Hauser	2000-01
2,350	Adam Hauser	1998-99
2,331	Adam Wilcox	2012-13
2,283	Steve DeBus	1996-97
2,198	Kellen Briggs	2003-04
2,114	Adam Hauser	1999-2000
2,070	Brad Shelstad	1973-74
2,024	Robb Stauber	1988-89
2,019	Alex Kangas	2008-09
2,003	Adam Hauser	2001-02

GOALS-AGAINST AVERAGE

(Minimum 15 games played)

1.88	Adam Wilcox	2012-13
1.98	Alex Kangas	2007-08 (31 GP)
2.13	Kellen Briggs	2006-07 (26 GP)
2.32	Kent Patterson	2011-12 (43 GP)
2.35	Jeff Frazee	2006-07 (20 GP)
2.36	Jim Mattson	1952-53 (27 GP)
2.40	Adam Hauser	2001-02 (35 GP)
2.43	Kellen Briggs	2004-05 (34 GP)
2.43	Robb Stauber	1988-89 (34 GP)
2.49	Kent Patterson	2010-11 (30 GP)
2.50	Travis Weber	2002-03 (34 GP)
2.55	Kellen Briggs	2005-06 (32 GP)
2.56	Adam Hauser	2000-01 (40 GP)
2.59	Jeff Moen	1995-96 (21 GP)
2.61	Alex Kangas	2009-10 (33 GP)
2.62	Kellen Briggs	2003-04 (40 GP)
2.65	Larry Thayer	1974-75 (23 GP)
2.72	Robb Stauber	1987-88 (44 GP)
2.76	Jim Mattson	1953-54 (26 GP)
2.78	Jeff Callinan	1994-95 (43 GP)
2.79	Alex Kangas	2008-09 (36 GP)
2.79	Jeff Stolp	1990-91 (32 GP)

SAVES

1,243	Robb Stauber	1987-88
1,116	Steve Janaszak	1978-79
1,075	Brad Shelstad	1973-74
1,044	Adam Hauser	1999-2000
966	Kent Patterson	2011-12
963	Adam Hauser	1998-99
958	Jeff Callinan	1994-95
953	Steve DeBus	1996-97
929	Adam Hauser	2000-01
929	Murray McLachlan	1969-70
869	John Lothrop	1964-65

SAVE PERCENTAGE

(Minimum 15 games played)

.930	Alex Kangas	2007-08 (31 GP)
.921	Adam Wilcox	2012-13
.920	Kent Patterson	2010-11 (30 GP)
.920	Jack McCartan	1956-57 (15 GP)
.917	Kellen Briggs	2006-07 (26 GP)
.917	Don Vaia	1956-57 (16 GP)
.913	Kent Patterson	2011-12 (43 GP)
.913	Adam Hauser	2001-02 (35 GP)
.913	Robb Stauber	1987-88 (44 GP)
.912	Kellen Briggs	2004-05 (34 GP)
.911	Robb Stauber	1988-89 (34 GP)
.911	Alex Kangas	2009-10 (33 GP)
.910	Jim Mattson	1952-53 (24 GP)
.910	Murray McLachlan	1968-69 (24 GP)
.909	Adam Hauser	1999-2000 (36 GP)

SHUTOUTS

7	Kent Patterson	2011-12
5	Robb Stauber	1987-88
4	Kellen Briggs	2004-05
4	Kellen Briggs	2003-04
4	Jim Mattson	1952-53
3	11 tied (last: Adam Wilcox, 2012-13)	

GAME RECORDS

TEAM

MOST GOALS (GAME):

- 16 vs. Brown, 12/21/79 (UM 16, Brown 2)
- 16 vs. Maine, 1/4/86 (UM 16, Maine 2)

MOST GOALS (PERIOD):

- 8 in 2nd period at Michigan, 1/5/79 (UM 10, MICH 1)
(all goals within a span of 13:16)
- 8 in 3rd period at Colorado College, 3/1/47 (UM 15, CC 2)
(all goals within span of 8:40)

MOST ASSISTS (PERIOD):

- 14 in 2nd period on 7 goals vs. Maine, 1/4/86 (UM 16, Maine 2)

MOST SHOTS ON GOAL (GAME):

- 75 vs. U.S. International, 10/23/81 (UM 7, USIU 0)

MOST SHOTS ON GOAL (PERIOD):

- 31 in 3rd period vs. Niagara, 1/7/06 (UM 7, NU 1)
(2 goals scored, 29 saves by Jeff Nynatten)
- 31 in 2nd period vs. Providence, 12/29/80 (UM 8, PC 7)
(5 goals scored, 26 saves by Steven Fiske)

MOST PENALTY MINUTES (GAME):

- 109 at UMD, 3/14/98

MOST PENALTY MINUTES (PERIOD):

- 81 in 3rd at Minnesota-Duluth, 3/14/98

MOST OVERTIME GOALS: (BEFORE SUDDEN DEATH RULE WAS ADOPTED)

- 3 at North Dakota, 1/23/48 (regulation was 4-4, UM won 7-4)
- 3 at Michigan Tech, 1/24/47 (regulation was 3-3, UM won 6-4)

FASTEST TWO GOALS IN GAME:

- 0:08 vs. Colorado College, 2/27/89 (0:44 and 0:52 of second period, Larry Olimb and Lance Pitlick) (UM 5, CC 2)

FASTEST THREE GOALS IN GAME:

- 0:30 at Colorado College, 3/1/47 (0:30, 0:40 and 1:00 of third period, Jerry Remole, Jim Alley and Jerry Remole) (UM 15, CC 2)

INDIVIDUAL

MOST GOALS/GAME:

- 6 John Mayasich vs. Winnipeg, 12/10/54 (UM 14, WINN 1)

MOST ASSISTS/GAME:

- 5 Gino Guyer vs. Mercyhurst, 3/27/03
John Pohl vs. Colgate, 10/27/01
Mike Crowley at Michigan Tech, 1/25/97
Craig Johnson vs. Notre Dame, 10/23/90
Corey Millen & Tim Bergland vs. Colorado College, 2/28/86
Pat Micheletti vs. USIU, 12/15/85
Steve Griffith vs. Colorado College, 11/26/82 & 1/7/83
Neal Broten at North Dakota, 10/24/80
Scott Lynch vs. Brown, 12/21/79
Cal Engelstad at Michigan Tech, 1/12/51

MOST POINTS/GAME:

- 8 John Mayasich at Michigan, 1/14/55 (4 goals, 4 assists, MN 10, MICH 4)

MOST PENALTY MINUTES/GAME:

- 27 Mike Crupi at Michigan, 1/13/67 (all in first period, MICH 10, MN 5)

FASTEST FIRST GOAL OF GAME:

- 0:05 Bill Klatt at Michigan, 1/13/68 (MICH 7, MN 6)

FASTEST TWO GOALS IN A GAME:

- 0:08 Tom Sathre vs. Colorado College, 1/12/70
(2:16 and 2:24 of 3rd period, UM 8, CC 3)

FASTEST HAT TRICK:

- 0:47 Charles McCabe vs. North Dakota, 1/5/29

MOST SAVES/GAME:

- Regulation:** 61 by Don Vaia vs. Michigan, 2/9/57 (by periods: 12-20-29) (MICH 4, MN 3)

- Overtime:** 72 by Jeff Tscherne at Michigan State, 3/14/76 (by periods: 19-11-17-17-6-2), (WCHA playoff game, 3 OT's, UM 7, MSU 6)

MOST SAVES/ONE PERIOD:

- 29 Don Vaia vs. Michigan, 2/9/57 in 3rd period (MICH 4, MN 3)

MILESTONES

VICTORIES

No.	Date	Opponent	Site	Score
1	1/20/22	Wisconsin	A	3-0
50	1/14/27	Wisconsin	A	1-0
100	1/21/32	Michigan	H	3-0
200	3/3/40	Brock Hall	N	6-1
300	2/24/51	Michigan Tech	H	8-1
400	1/18/57	Michigan Tech	H	7-3
500	11/28/65	Colorado College	H	7-4
600	2/26/71	Michigan	H	7-3
700	2/13/76	Wisconsin	A	5-4 ot
800	2/29/80	Notre Dame	A	3-2
900	11/18/83	North Dakota	H	4-3
1000	12/14/86	Michigan Tech	H	6-3
1100	1/5/90	Denver	A	8-5
1200	3/26/93	Clarkson	N	2-1
1300	2/8/97	Northern Michigan	H	2-1
1400	12/28/01	Ferris State	H	3-2
1500	3/12/05	Minnesota State	H	5-3
1600	11/14/09	Bemidji State	H	4-1
1630	3/5/11	Bemidji State	A	3-2 ot
1658	4/5/12	North Dakota	N	5-2

GAMES

No.	Date	Opponent	Site	Score
1	1/7/22	Hamline	H	L, 1-2
50	1/16/26	Wisconsin	A	T, 1-1 ot
100	2/13/29	Wisconsin	A	L, 1-2
200	2/24/35	Michigan	A	L, 1-3
300	1/18/41	Michigan	H	W, 7-2
400	1/3/48	Harvard	H	W, 7-2
500	2/22/52	Michigan State	A	W, 5-4
600	12/31/55	Princeton	N	W, 10-1
700	3/6/59	Michigan Tech	H	W, 7-5
800	2/12/63	Minnesota Duluth	A	W, 7-1
900	1/20/67	Minnesota Duluth	H	W, 9-4
1000	2/20/70	North Dakota	A	L, 3-5
1100	2/17/73	Michigan	H	W, 3-2
1200	12/5/75	North Dakota	H	W, 4-2
1300	2/5/78	Michigan State	H	W, 5-3
1400	11/1/80	Michigan	H	W, 5-2
1500	1/7/83	Colorado College	H	W, 13-5
1600	2/23/85	North Dakota	H	W, 5-2
1700	3/13/87	North Dakota	A	L, 3-5
1800	10/27/89	North Dakota	H	W, 6-5
1900	11/23/91	Alaska Anchorage	A	W, 3-2 ot
2000	1/29/94	Northern Michigan	H	W, 4-2
2100	3/9/96	Michigan Tech	N	W, 7-2
2200	12/27/99	Princeton	H	L, 1-4
2300	2/17/01	Colorado College	H	W, 4-1
2400	10/11/03	Nebraska Omaha	A	W, 7-3
2500	11/26/05	Michigan State	A	T, 2-2 ot
2600	2/1/08	North Dakota	H	L, 1-2 ot
2700	10/30/10	Colorado College	A	W, 9-4
2771	4/5/12	Boston College	N	L, 1-6

TEAM RECORDS

TEAM MISCELLANEOUS RECORDS

TEAM

Most Goals Scored (Game):

16 vs. Maine, 1/4/86 (UM 16, Maine 2)

16 vs. Brown, 12/21/79 (UM 16, Brown 2)

Most Goals Scored (Game):

Goals	Times	Last Time	Date	Site	Result
16	2	Maine	1/4/86	H	W, 16-2
15	2	Colorado College	3/1/47	H	W, 15-2
14	4	Winnipeg Barons	12/10/54	H	W, 14-1
13	2	Colorado College	1/7/83	H	W, 13-5
12	10	Alabama-Huntsville	11/1/02	H	W, 12-1
11	20	Quinnipiac	12/9/00	H	W, 11-2
10	44	Minnesota State	1/17/04	A	W, 10-3
9	74	Sacred Heart	10/7/11	H	W, 9-0

Most Goals Allowed (Game):

15 vs. Minnesota-Duluth, 12/17/71 (UMD 15, UM 3)

Most Goals Allowed (Game):

Goals	Times	Last Time	Date	Site	Result
15	1	Minnesota-Duluth	12/17/71	H	L, 3-15
12	2	Michigan	1/19/51	A	L, 2-12
11	2	Michigan Tech	12/19/87	H	L, 3-11
10	5	Michigan Tech	1/30/93	A	L, 2-10
9	26	Colorado College	2/28/98	A	L, 6-9
8	58	St. Cloud State	3/17/06	N	L, 7-8 ot
7	93	North Dakota	1/27/07	H	L, 3-7
6	168	Boston College	4/5/12	N	L, 1-6

Most Combined Goals Scored (Game):

19 vs. Northern Michigan, 11/30/85 (UM 10, NMU 9 ot)

Most Combined Goals Scored (Game):

Goals	Times	Last Time	Date	Site	Result
19	1	Northern Michigan	11/30/85	A	W, 10-9 ot
18	7	Maine	1/4/86	H	W, 16-2
17	10	Minnesota-Duluth	2/27/99	A	W, 10-7
16	10	North Dakota	11/9/96	H	W, 10-6
15	29	St. Cloud State	3/17/06	N	L, 7-8 ot
14	41	St. Cloud State	1/17/09	A	W, 8-6
13	63	Colorado College	10/30/10	A	W, 9-4
12	98	North Dakota	10/5/01	A	W, 7-5

Margin of Victory:

+14 vs. Maine, 1/4/86 (UM 16, Maine 2)

+14 vs. Brown, 12/21/79 (UM 16, Brown 2)

Margin of Victory:

Goals	Times	Last Time	Date	Site	Result
14	2	Maine	1/4/86	H	16-2
13	4	Winnipeg Barons	12/10/54	H	14-1

12	3	Minnesota-Duluth	12/13/52	A	14-2
11	5	Alabama-Huntsville	11/1/02	H	12-1
10	13	Northern Michigan	1/26/96	H	10-0
9	18	Sacred Heart	10/7/11	H	9-0
8	34	Union	12/29/05	H	8-0
7	61	Colorado College	10/28/06	H	8-1

Margin of Defeat:

-12 vs. Minnesota-Duluth, 12/17/71 (UMD 15, UM 3)

Margin of Defeat:

Goals	Times	Last Time	Date	Site	Result
12	1	Minnesota-Duluth	12/17/71	H	15-3
10	1	Michigan	1/19/51	A	12-2
9	5	North Dakota	2/10/89	A	9-0
8	9	Michigan Tech	1/30/93	A	10-2
7	9	Colorado College	12/17/94	A	9-2
6	19	Wisconsin	11/5/10	H	6-0
5	46	Boston College	4/5/12	N	6-1

ALL-TIME SHUTOUTS

Date	Opponent	H/A/N	Score	Goaltender	Saves
Jan. 20, 1922	Wisconsin	A	3-0		
Jan. 31, 1922	Luther Seminary	H	1-0		
Feb. 4, 1922	Wisconsin	H	7-0		
Jan. 15, 1923	St. Thomas	H	4-0		
Jan. 22, 1923	Michigan	H	2-0	Fred Schade	9
Jan. 23, 1923	Michigan	H	3-0	Fred Schade	25
Feb. 9, 1923	Wisconsin	A	4-0	Fred Schade	5
March 1, 1923	Wisconsin	H	4-0	Fred Schade	7
Jan. 11, 1924	Eveleth J.C.	A	7-0		
Jan. 19, 1924	Marquette	A	1-0		
Jan. 25, 1924	Wisconsin	A	4-0		
Jan. 26, 1924	Wisconsin	A	5-0		
Feb. 19, 1924	Michigan	H	2-0		
Feb. 29, 1924	Wisconsin	H	4-0		
March 1, 1924	Wisconsin	H	4-0		
Feb. 3, 1925	Marquette	H	3-0		
Feb. 4, 1925	Marquette	H	2-0		
Feb. 9, 1925	Notre Dame	H	2-0		
Feb. 14, 1925	Wisconsin	A	1-0 ot		
March 13, 1925	Wisconsin	H	1-0	George Reggan	2
March 14, 1925	Wisconsin	H	1-0		
Jan. 15, 1926	Wisconsin	A	0-0 ot	David Allison	14
Jan. 18, 1926	Marquette	A	0-0	David Allison	14
Feb. 9, 1926	Notre Dame	H	4-0	Carl Wilcken	26
Feb. 19, 1926	Michigan State	A	2-0		
Feb. 19, 1926	Michigan	A	6-0		
Jan. 14, 1927	Wisconsin	A	1-0		
Feb. 7, 1927	Notre Dame	H	3-0	Carl Wilcken	25
Feb. 14, 1927	Wisconsin	H	4-0	Carl Wilcken	14
Feb. 23, 1927	Michigan	H	1-0	Carl Wilcken	21
Jan. 6, 1928	North Dakota Aggies	H	11-0	Carl Wilcken	7
Jan. 17, 1928	Michigan	A	3-0	Carl Wilcken	14
Feb. 14, 1928	Michigan	H	4-0	Osborne Billing	17
Feb. 20, 1928	Wisconsin	H	1-0	Carl Wilcken	15
Jan. 18, 1929	Michigan	A	4-0	Osborne Billing	40
Jan. 19, 1929	Michigan	A	6-0	Lloyd Russ	13
Jan. 25, 1929	Michigan Tech	H	3-0	Osborne Billing	32
Jan. 26, 1929	Michigan Tech	H	5-0	Lloyd Russ	24
Feb. 1, 1929	Chicago AA	H	4-0	Osborne Billing	35
Feb. 14, 1929	Wisconsin	A	2-0	Lloyd Russ	23
Feb. 23, 1929	Michigan	H	2-0		
March 4, 1929	Wisconsin	H	2-0	Osborne Billing	24
March 5, 1929	Wisconsin	H	4-0	Lloyd Russ	24
March 15, 1929	Marquette	H	2-0		
Jan. 4, 1930	Tulsa A.C.	H	0-0 ot	Neil McDonald	10
Jan. 21, 1930	Michigan	H	1-0	Bob Christie	20
Feb. 20, 1931	Michigan Tech	A	3-0	Howard Jones	21
Feb. 21, 1931	Michigan Tech	A	2-0	Howard Jones	15
Dec. 29, 1931	Eveleth J.C.	H	4-0	George Clausen	24
Jan. 21, 1932	Michigan	H	3-0	George Clausen	18
Jan. 22, 1932	Michigan	H	1-0	George Clausen	17
Feb. 12, 1932	Calumet, Mich.	A	2-0	George Clausen	24
Feb. 18, 1932	Polish National Team	H	8-0	G. Clausen/H. Jones	15/9
March 5, 1932	Michigan	A	1-0	George Clausen	19
Jan. 13, 1933	North Dakota	H	4-0	Clausen/Crockatt/Scan.	5/3/2
Jan. 14, 1933	North Dakota	H	9-0		
Feb. 10, 1933	Wisconsin	H	8-0	George Clausen	10
Feb. 11, 1933	Wisconsin	H	3-0	John Scanlon	16
Feb. 18, 1933	North Dakota	A	3-0		
Jan. 19, 1934	Michigan	H	1-0	George Clausen	28
Feb. 2, 1934	Chippewa Falls Legion	H	5-0	George Clausen	12

Date	Opponent	H/A/N	Score	Goaltender	Saves
Feb. 9, 1934	Wisconsin	A	1-0	George Clausen	14
Feb. 10, 1934	Wisconsin	A	7-0	George Clausen	9
Feb. 17, 1934	Michigan Tech	A	4-0	George Clausen	18
Feb. 8, 1935	Wisconsin	H	9-0	Bud Wilkinson	16
Feb. 20, 1935	Ascensions	H	3-0	Bud Wilkinson	21
Feb. 28, 1935	Michigan Tech	A	3-0		
Jan. 16, 1936	Carleton	H	6-0		
Feb. 16, 1936	Michigan	A	1-0	Bud Wilkinson	33
Feb. 20, 1936	Michigan Tech	A	5-0	Bud Wilkinson	36
Feb. 23, 1936	Michigan Tech	A	3-0	Bud Wilkinson	14
March 1, 1936	Michigan Tech	H	3-0	Bud Wilkinson	14
Dec. 11, 1936	Carleton	H	7-0	Bud Wilkinson	3
Dec. 29, 1936	Dartmouth	H	2-0	Bud Wilkinson	24
Jan. 15, 1937	Michigan	H	3-0	Bud Wilkinson	32
Jan. 22, 1937	Manitoba	A	1-0	Bud Wilkinson	27
Feb. 5, 1937	Michigan Tech	A	3-0	Bud Wilkinson	21
Jan. 6, 1939	Illinois	A	6-0	Martin Falk	11
Jan. 19, 1939	Michigan	H	6-0		
Jan. 21, 1939	Michigan	H	4-0	Martin Falk/Bob McKenzie	11/2
Jan. 27, 1939	Michigan Tech	H	5-0	Martin Falk	16
Feb. 4, 1939	Michigan Tech	H	4-0	Martin Falk	11
Feb. 17, 1939	Illinois	H	8-0	Martin Falk	19
Feb. 25, 1939	Michigan	H	7-0	Martin Falk	22
Dec. 29, 1940	Yale	A	3-0	Martin Falk	24
Feb. 3, 1940	Michigan Tech	H	8-0	Martin Falk/Burt Joseph	16/3
Feb. 24, 1940	Michigan	A	7-0	Martin Falk	30
Feb. 26, 1940	Michigan	A	5-0	Martin Falk	27
Jan. 16, 1941	Michigan	H	4-0	Burt Joseph	11
Jan. 24, 1941	Michigan Tech	A	8-0		
Jan. 25, 1941	Michigan Tech	A	3-0		
Feb. 27, 1941	Michigan	A	8-0		
Jan. 24, 1942	Michigan	A	6-0	Burt Joseph	17
Feb. 26, 1942	Michigan	H	4-0		
Jan. 14, 1943	Michigan	H	3-0	Mack Thayer	20
Jan. 16, 1943	Michigan	H	4-0	Mack Thayer	18
Jan. 6, 1945	St. James	H	3-0	Bob McCabe	23
Jan. 13, 1945	Michigan	H	10-0	Bob McCabe	13
Feb. 22, 1946	St. James	A	4-0		
Feb. 18, 1950	Michigan State	H	8-0	Bob Moran	42
Jan. 10, 1953	Michigan State	H	5-0	Jim Mattson	27
Feb. 6, 1953	North Dakota	A	3-0	Jim Mattson	27
Feb. 14, 1953	Michigan	H	4-0	Jim Mattson	31
Feb. 21, 1953	Denver	H	10-0	Jim Mattson	27
Dec. 11, 1953	Ft. William	H	5-0	Jim Mattson	9
Dec. 23, 1953	Harvard	H	9-0	Jim Mattson	13
Dec. 29, 1953	Dartmouth	H	11-0	Jim Mattson	13
Jan. 9, 1954	North Dakota	A	5-0	Jim Mattson	30
Feb. 4, 1955	Michigan State	H	7-0	Jim Mattson	23
March 4, 1955	North Dakota	A	6-0	Jim Mattson	18
Dec. 2, 1955	St. Boniface	H	8-0	Don Vaia	23
March 3, 1956	North Dakota	H	7-0	Don Vaia	29
Dec. 14, 1956	Winnipeg Rangers	H	8-0	Don Vaia/Jack McCartan	12/10
Dec. 29, 1956	Yale	H	1-0	Don Vaia	29
Feb. 1, 1958	Denver	H	4-0	Jack McCartan	30
Feb. 19, 1960	Michigan State	H	5-0	Chuck Steinweg	27
Feb. 7, 1964	Colorado College	H	3-0	John Lothrop	27
Jan. 22, 1966	Colorado College	H	10-0	John Lothrop	17
Feb. 3, 1968	North Dakota	A	3-0	Murray McLachlan	31
Feb. 16, 1968	Minnesota Duluth	H	4-0	Murray McLachlan	26
Feb. 22, 1969	Michigan State	A	1-0	Murray McLachlan	25
Dec. 22, 1969	Ohio State	N	4-0	Bill Bidon	19

ALL-TIME SHUTOUTS

Date	Opponent	H/A/N	Score	Goaltender	Saves
Feb. 13, 1970	Michigan State	H	8-0	Murray McLachlan	23
Feb. 21, 1970	North Dakota	A	1-0	Murray McLachlan	35
Jan. 30, 1971	North Dakota	H	6-0	Dennis Erickson	32
Feb. 13, 1971	North Dakota	A	2-0	Dennis Erickson	32
Jan. 8, 1972	Wisconsin	A	3-0	Doug Hastings	35
Nov. 9, 1974	North Dakota	H	5-0	Bill Moen	23
Feb. 7, 1975	North Dakota	A	7-0	Larry Thayer	26
March 4, 1975	Minnesota Duluth	H	6-0	Larry Thayer	23
Dec. 21, 1977	Ohio State	H	3-0	Steve Janaszak	20
Dec. 28, 1977	Brown	H	2-0	Steve Janaszak	26
Feb. 4, 1978	Michigan State	H	10-0	Steve Janaszak	40
Jan. 6, 1979	Michigan	A	3-0	Steve Janaszak	24
Nov. 22, 1980	Denver	H	7-0	James Jetland	41
Feb. 27, 1981	Denver	A	3-0	Paul Butters	23
Oct. 23, 1981	U.S. International	H	7-0	James Jetland	13
Oct. 30, 1981	Northeastern	H	3-0	James Jetland	22
Jan. 30, 1982	Denver	H	4-0	Paul Ostby	37
Oct. 23, 1982	Manitoba	H	6-0	P. Butters/M. Vacanti	13/7
Dec. 19, 1982	U.S. International	A	4-0	Frank Pietrangelo	26
Nov. 19, 1983	North Dakota	H	1-0	Mike Vacanti	26
Feb. 9, 1985	Northern Michigan	H	3-0	John Blue	20
March 9, 1985	Wisconsin	H	6-0	John Blue	33
Oct. 18, 1985	Michigan Tech	H	3-0	John Blue	12
Feb. 22, 1986	North Dakota	H	6-0	John Blue	26
Dec. 13, 1986	Michigan Tech	H	7-0	John Blue	20
Dec. 20, 1986	Alaska-Fairbanks	N	4-0	John Blue	26
Jan. 23, 1987	Northern Michigan	H	9-0	John Blue	23
Feb. 5, 1988	Wisconsin	A	1-0	Robb Stauber	22
Feb. 19, 1988	Michigan Tech	A	3-0	Robb Stauber	44
Feb. 26, 1988	Colorado College	H	7-0	Robb Stauber	28
Feb. 27, 1988	Colorado College	H	5-0	Robb Stauber	40
March 6, 1988	Minnesota Duluth	N	6-0	Robb Stauber	19
Nov. 25, 1989	New Hampshire	A	4-0	Jeff Stolp	34
Oct. 20, 1990	Denver	A	2-0	Tom Newman	20
Nov. 24, 1990	Michigan Tech	H	2-0	Jeff Stolp	14
Dec. 12, 1990	Alabama-Huntsville	H	10-0	Tom Newman	17
Nov. 22, 1991	Alaska Anchorage	A	4-0	Jeff Stolp	33
Jan. 10, 1992	Minnesota Duluth	H	3-0	Jeff Stolp	25
Dec. 29, 1992	Alaska Anchorage	A	7-0	Tom Newman	21
Feb. 19, 1993	Denver	H	3-0	Tom Newman	16
March 6, 1993	St. Cloud State	H	1-0	Tom Newman	25
Dec. 12, 1993	North Dakota	H	3-0	Jeff Moen	24
Feb. 10, 1995	Minnesota Duluth	H	3-0	Jeff Callinan	20
March 24, 1995	RPI	N	3-0	Jeff Callinan	22
Nov. 17, 1995	Minnesota Duluth	A	2-0	Jeff Moen	23
Nov. 18, 1995	Minnesota Duluth	A	7-0	Steve DeBus	21
Dec. 16, 1995	Alaska Anchorage	A	5-0	Jeff Moen	20
Jan. 20, 1996	Wisconsin	H	5-0	Steve DeBus	26
Jan. 26, 1996	Northern Michigan	H	10-0	Jeff Moen	11
Jan. 27, 1996	Northern Michigan	H	7-0	Steve DeBus	21
Nov. 16, 1996	Michigan Tech	H	3-0	Erik Day	11
Nov. 17, 1996	Michigan Tech	H	3-0	Erik Day	26
Feb. 22, 1997	Colorado College	A	3-0	Steve DeBus	27
Feb. 7, 1998	Wisconsin	H	7-0	Steve DeBus	34
Feb. 20, 1998	Alaska Anchorage	H	3-0	Steve DeBus	14
March 14, 1998	Minnesota Duluth	A	5-0	Steve DeBus	30
Oct. 23, 1998	St. Cloud State	H	3-0	Adam Hauser	26
March 12, 1999	Alaska Anchorage	H	4-0	Adam Hauser	26
March 13, 1999	Alaska Anchorage	H	1-0	Adam Hauser	17

Date	Opponent	H/A/N	Score	Goaltender	Saves
Nov. 20, 1999	Minnesota Duluth	H	4-0	Adam Hauser	31
Nov. 3, 2000	Wisconsin	H	4-0	Adam Hauser	31
Nov. 17, 2000	St. Cloud State	A	2-0	Adam Hauser	25
Feb. 24, 2001	Minnesota Duluth	A	4-0	Adam Hauser	23
Oct. 26, 2001	Colgate	H	8-0	Adam Hauser	18
Oct. 27, 2001	Colgate	H	9-0	Justin Johnson	28
Dec. 6, 2002	Wisconsin	A	3-0	Travis Weber	31
Jan. 31, 2003	Alaska Anchorage	A	4-0	Travis Weber	18
Nov. 22, 2003	Michigan Tech	H	3-0	Kellen Briggs	18
Dec. 5, 2003	Alaska Anchorage	A	4-0	Kellen Briggs	18
Dec. 20, 2003	Princeton	H	9-0	Justin Johnson	12
Jan. 10, 2004	Colorado College	A	3-0	Kellen Briggs	24
Jan. 16, 2004	Minnesota State	A	6-0	Kellen Briggs	18
Oct. 15, 2004	Massachusetts	N	1-0	Kellen Briggs	17
Oct. 23, 2004	North Dakota	A	6-0	Kellen Briggs	23
Nov. 27, 2004	Michigan State	H	5-0	Kellen Briggs	23
March 5, 2005	Michigan Tech	A	5-0	Justin Johnson	26
March 26, 2005	Maine	H	1-0 ot	Kellen Briggs	25
Nov. 11, 2005	Alaska Anchorage	H	9-0	Kellen Briggs	18
Dec. 29, 2005	Union	H	9-0	Kellen Briggs	20
Feb. 25, 2006	Alaska Anchorage	A	4-0	Jeff Frazee	10
March 3, 2006	Minnesota Duluth	H	7-0	Kellen Briggs	21
March 4, 2006	Minnesota Duluth	H	2-0	Jeff Frazee	27
Oct. 27, 2006	Colorado College	H	2-0	Kellen Briggs	20
Jan. 7, 2007	Minnesota State	H	1-0	Kellen Briggs	28
Jan. 13, 2007	Wisconsin	A	1-0	Jeff Frazee	30
Nov. 16, 2007	Alaska Anchorage	H	3-0	Jeff Frazee	24
Nov. 16, 2008	Michigan Tech	H	3-0	Alex Kangas	38
March 7, 2009	Michigan Tech	A	2-0	Alex Kangas	21
March 14, 2009St. Cloud State		H	3-0	Alex Kangas	34
Feb. 19, 2010	Colorado College	A	3-0	Alex Kangas	26
Oct. 7, 2011	Sacred Heart	H	9-0	Kent Patterson	20
Oct. 8, 2011	Sacred Heart	H	6-0	Kent Patterson	20
Oct. 21, 2011	Vermont	H	6-0	Kent Patterson	17
Oct. 28, 2011	Alaska Anchorage	A	5-0	Kent Patterson	22
Nov. 4, 2011	North Dakota	H	2-0	Kent Patterson	24
Nov. 19, 2011	St. Cloud State	H	5-0	Kent Patterson	30
Feb. 17, 2012	Bemidji State	H	3-0	Kent Patterson	13
Oct. 28, 2012	Cansius	H	1-0	Adam Wilcox	20
Nov. 9, 2012	Alaska Anchorage	A	4-0	Adam Wilcox	14
Dec. 29, 2012	Air Force	H	4-0	Adam Wilcox	18

TEAM RECORDS

WINS (SINCE 1950)

Most Wins: Season

1985-86	35
1988-89	34
1987-88	34
1986-87	34
1991-92	33
1980-81	33

Most Home Wins: Season

1980-81	22
1988-89	21
1987-88	21
1986-87	21
1985-86	21

Most Road Wins: Season

1991-92	15
2006-07	13
1985-86	13
1988-89	12
1987-88	12
1986-87	12
1984-85	12
1974-75	12

Fewest Wins: Season

1971-72	8
1966-67	9
1961-62	9
1959-60	9
1958-59	12

Fewest Home Wins: Season

1971-72	4
1970-71	7
1968-69	7
1966-67	7
1961-62	7
1959-60	7

Fewest Road Wins: Season

1966-67	1
1956-57	1
1961-62	2
1959-60	2
1971-72	3
1958-59	3

Best Winning Percentage: Overall

1952-53	.793 (23-6-0)
1953-54	.783 (23-6-1)
1974-75	.779 (31-10-1)
2001-02	.773 (32-8-4)
1987-88	.773 (34-10-0)

LOSSES (SINCE 1950)

Most Losses: Season

1971-72	23
1997-98	22
1976-77	21
2009-10	19
1999-00	19
1998-99	19
1966-67	19
2007-08	17
1970-71	17
1989-90	16
1972-73	16
1959-60	16

Most Home Losses: Season

1976-77	11
1971-72	11
2010-11	10
2009-10	9
1998-99	9
2007-08	8
1964-65	8

Most Road Losses: Season

1997-98	15
1966-67	12
1977-78	11
1972-73	11
1971-72	11
2009-10	10
1999-00	10
1986-87	10
1976-77	10
1959-60	10

TIES (SINCE 1950)

Most Ties: Season

2006-07	13
2007-08	9
2002-03	9
1998-99	9
1992-93	8
2008-09	7
2010-11	6
1973-74	6

Most Home Ties: Season

2008-09	6
2002-03	6
1998-99	6
2010-11	3
2007-08	3
1990-91	3
1973-74	3

Most Road Ties: Season

1992-93	7
2007-08	6
2005-06	4
2001-02	4
2010-11	3
2002-03	3
1998-99	3
1994-95	3
1973-74	3

TEAM RECORDS

Most Overtime Games: Season

2007-08	16
2002-03	13
1992-93	12
1994-95	11
1993-94	10
2008-09	9
1999-00	9
1998-99	9

Overtime Wins: Season

1974-75	6
1993-94	5
2004-05	4
1987-88	4

(10 seasons tied with 3 OT wins each)

Overtime Losses: Season

2007-08	4
1999-00	4
1984-85	4
2005-06	3
1996-97	3
1994-95	3
1977-78	3
1966-67	3

STREAKS (SINCE 1950)

Longest Winning Streak: Overall

12/21/91 to 2/7/92	13
1/22/54 to 2/23/54	12
12/4/82 to 1/10/83	12
12/16/95 to 1/27/96	11
11/18/83 to 12/21/83	10
2/8/86 to 3/9/86	10

Longest Home Winning Streak: Overall

1/24/04 to 1/8/05	20
12/4/82 to 1/10/83	12
1/22/54 to 12/21/54	12
11/12/95 to 2/9/96	10
11/21/80 to 1/17/81	10
3/9/01 to 11/17/01	10

Longest Road Winning Streak: Overall

11/22/91 to 2/7/92	9
2/24/06 to 11/4/06	6
10/19/90 to 11/10/90	6
1/25/74 to 2/15/74	5
10/14/11 to 10/29/11	4
10/29/10 to 11/20/10	4
11/28/09 to 12/12/09	4
12/2/06 to 1/12/07	4
2/5/05 to 3/5/05	4
1/9/04 to 1/17/04	4

2/2/02 to 3/1/02	4
10/9/87 to 10/17/87	4
11/18/67 to 1/9/68	4

Longest Losing Streak: Overall

11/8/97 to 12/20/98	9
1/4/52 to 1/25/52	7
1/14/72 to 1/29/72	6
11/26/71 to 12/17/71	6
1/28/67 to 2/11/67	5
2/10/62 to 2/24/62	5
2/9/57 to 2/16/57	5
1/6/56 to 1/20/56	5

Longest Home Losing Streak: Overall

1/14/72 to 1/29/72	6
11/15/09 to 12/4/09	4
1/8/05 tp 1/22/05	4
11/1/97 to 12/19/97	4
2/18/77 to 2/26/77	4
12/9/57 to 3/1/57	4

Longest Road Losing Streak: Overall

11/8/97 to 2/28/98	12
2/20/59 to 2/20/60	11
1/13/67 to 2/24/67	8
2/22/66 to 11/27/66	7
1/10/99 to 2/19/99	5
2/19/71 to 11/19/72	5
11/26/71 to 1/7/72	5
11/26/57 to 2/16/57	5

Longest Unbeaten Streak: Overall

10/13/06 to 1/12/07	22
11/12/95 to 1/27/96	19
1/20/06 to 3/11/06	14
12/21/91 to 2/7/92	14
10/5/01 to 11/25/01	13
3/1/03 to 10/10/03	12
11/18/83 to 12/31/83	12
12/4/82 to 1/10/83	12
1/22/54 to 2/23/54	12

Longest Home Unbeaten Streak: Overall

1/20/06 to 1/19/07	21
1/24/04 to 12/23/04	20
10/21/83 to 12/31/83	14
12/14/82 to 1/29/83	13
1/11/03 to 10/24/03	12
11/12/95 to 2/9/96	11

Longest Road Unbeaten Streak: Overall

11/18/05 to 1/12/07	21
1/23/53 to 2/23/54	14
11/22/91 to 2/7/92	9
10/5/01 to 12/7/01	7
10/30/92 to 12/30/92	7
10/12/90 to 11/10/90	7
1/26/66 to 2/12/66	7

SCORING (SINCE 1950)

Best Goal-Scoring Average Per Game: Season

1953-54	6.46 (168 goals, 28 gms)
1980-81	5.80 (261 goals, 45 gms)
1979-80	5.73 (236 goals, 51 gms)
1982-83	5.58 (253 goals, 45 gms)
1978-79	5.33 (239 goals, 44 gms)

Lowest Goals-Against Average Per Game: Season

2012-13	1.97
2011-12	2.29
2007-08	2.30
2006-07	2.30
2004-05	2.47
2005-06	2.56
2000-01	2.57
2002-03	2.65
2001-02	2.65
1952-53	2.74
1955-56	2.76
1953-54	2.77
2010-11	2.79
2008-09	2.79

Most Hat Tricks (team, since 1974): Season

1985-86	11
1978-79	11
1982-83	9
1980-81	9
1979-80	9

Most Goals Scored: Season

1980-81	261
1982-83	260
1985-86	252
1986-87	248
1984-85	239
1978-79	239

TEAM RECORDS

Most Goals Allowed: Season

1976-77	193
1989-90	185
1979-80	177
1980-81	174
1986-87	165

PENALTIES (SINCE 1950)

Fewest Penalties: Season

1958-59	66
1959-60	80
1961-62	83
1957-58	87
1950-51	89

Fewest Penalty Minutes: Season

1958-59	135
1959-60	166
1961-62	209
1957-58	218
1950-51	219

Most Penalties: Season

1991-92	549
1984-85	449
1990-91	446
1994-95	443
1995-96	437

Most Penalty Minutes: Season

1991-92	1,207
1994-95	1,042
1996-97	986
1995-96	978
1990-91	962
1984-85	953

POWER PLAYS

Most Power-Play Goals: Season

1980-81	99
1991-92	75
1984-85	75
1979-80	74
1986-87	69
1982-83	69

Most Short-Handed Goals: Season

1982-83	18
1984-85	16
2001-02	14
1986-87	13
1990-91	12

Best Power-Play Pct: Season (since 1979)

1980-81	.367
1979-80	.330
1982-83	.288
1983-84	.284
1984-85	.280

Worst Power-Play Pct: Season (since 1979)

2007-08	.130
1993-94	.170
1997-98	.170
2009-10	.183
1998-99	.195
2008-09	.201
2004-05	.204
2006-07	.206
2010-11	.208
1987-88	.208

PENALTY KILL

Best Penalty-Kill Pct: Season (since 1979)

2008-09	.888
2000-01	.885
2007-08	.870
1983-84	.863
2012-13	.860
1994-95	.860
2005-06	.852
2003-04	.851
2001-02	.850
1991-92	.850
1996-97	.849

Worst Penalty-Kill Pct: Season (since 1979)

1980-81	.758
1989-90	.760
1979-80	.767
1992-93	.770
1985-86	.773

Most Opponent Power-Play Goals: Season (since 1970)

1976-77	64
1980-81	58
1979-80	57
1986-87	55
1984-85	53

Fewest Opponent Power-Play Goals: Season (since 1970)

2012-13	16
1972-73	19
2008-09	21
2007-08	25
2000-01	26
2003-04	28
2005-06	31
1994-95	31
2009-10	32
2001-02	32
1996-97	32
1982-83	32

SERIES RECORDS

Opponent	First	Last	W-L-T	Pct.	Home	Away	Neutral
BIG TEN							
Ohio State	1968	2007	12-1-0	.923	7-1-0	2-0-0	3-0-0
Penn State	-	-	-	-	-	-	-
Michigan	1923	2010	128-117-14	.521	78-47-10	45-64-4	5-6-0
Michigan State	1950	2013	103-43-12	.686	56-15-6	42-26-6	5-2-0
Wisconsin	1922	2013	157-87-21	.632	91-27-8	62-52-13	4-8-0
ATLANTIC HOCKEY							
Air Force	2007	2013	2-0-1	.750	1-0-1	0-0-0	1-0-0
Army	1964	1966	2-0-0	1.000	1-0-0	0-0-0	1-0-0
Canisius	2013	2013	1-0-0	1.000	1-0-0	0-0-0	0-0-0
Holy Cross	2006	2006	0-1-0	.000	0-0-0	0-0-0	0-1-0
Mercyhurst	2003	2003	1-0-0	1.000	1-0-0	0-0-0	0-0-0
Niagara	2006	2011	3-0-0	1.000	3-0-0	0-0-0	0-0-0
Rochester Inst. of Tech.	2007	2007	0-1-0	.000	0-1-0	0-0-0	0-0-0
Sacred Heart	2011	2011	2-0-0	1.000	2-0-0	0-0-0	0-0-0
NCHC							
Colorado College	1947	2013	162-86-8	.650	97-25-2	59-55-6	6-6-0
Denver	1951	2013	93-72-12	.560	52-28-6	38-41-6	3-3-0
Miami (Ohio)	1983	1996	2-0-1	.833	2-0-1	0-0-0	0-0-0
Minnesota Duluth	1952	2013	132-74-16	.630	73-31-10	56-42-6	3-1-0
Nebraska-Omaha	2003	2013	4-3-0	.600	1-3-0	3-0-0	0-0-0
North Dakota	1930	2013	145-130-15	.524	82-52-7	57-71-8	6-7-0
St. Cloud State	1990	2013	52-28-12	.633	29-9-4	18-15-6	5-4-2
Western Michigan	1989	1989	0-1-0	.000	0-0-0	0-0-0	0-1-0
WCHA							
Alabama-Huntsville	1990	2006	4-0-0	1.000	4-0-0	0-0-0	0-0-0
Alaska Anchorage	1986	2013	57-19-8	.719	31-10-3	26-9-5	0-0-0
Alaska Fairbanks	1937	2005	2-1-1	.625	1-1-1	0-0-0	1-0-0
Bemidji State	2000	2013	14-1-1	.875	10-1-0	4-0-1	0-0-0
Bowling Green	1979	2010	4-0-0	1.000	4-0-0	0-0-0	0-0-0
Ferris State	1993	2011	3-1-1	.700	3-1-1	0-0-0	0-0-0
Lake Superior State	1976	2000	2-3-0	.400	1-1-0	0-1-0	1-1-0
Michigan Tech	1922	2013	173-78-15	.680	103-29-3	64-47-11	6-2-1
Minnesota State	1998	2013	33-10-6	.756	16-4-6	14-6-0	3-0-0
Northern Michigan	1980	2010	30-18-7	.609	19-6-3	8-10-4	3-2-0
ECAC							
Brown	1977	2009	6-0-0	1.000	6-0-0	0-0-0	0-0-0
Clarkson	1990	1993	3-0-0	1.000	2-0-0	0-0-0	1-0-0
Colgate	1965	2001	6-0-0	1.000	4-0-0	0-0-0	2-0-0
Cornell	1993	2005	2-0-0	1.000	2-0-0	0-0-0	0-0-0
Dartmouth	1936	1980	8-2-0	.800	8-2-0	0-0-0	0-0-0
Harvard	1932	2010	22-6-0	.785	18-2-0	0-1-0	4-3-0
Princeton	1936	2003	7-2-0	.778	6-2-0	0-0-0	1-0-0
Quinnipiac	2000	2000	1-0-0	1.000	1-0-0	0-0-0	0-0-0
Rensselaer	1953	2007	9-2-0	.818	2-1-0	0-0-0	7-1-0
St. Lawrence	1966	1998	2-2-0	.500	1-0-0	0-0-0	1-2-0
Union	2000	2010	2-1-0	.667	2-1-0	0-0-0	0-0-0
Yale	1935	2002	14-6-0	.700	10-5-0	3-1-0	0-0-0
HOCKEY EAST							
Boston College	1954	2013	15-12-2	.536	9-1-0	5-9-2	1-2-0
Boston University	1963	2012	12-12-2	.500	4-2-2	3-5-0	5-5-0
Maine	1984	2006	9-13-0	.409	5-1-0	2-7-0	2-5-0
Massachusetts	2004	2011	3-0-0	1.000	2-0-0	0-0-0	1-0-0
UMass-Lowell	1984	2005	8-1-0	.889	4-1-0	3-0-0	1-0-0
Merrimack	2004	2004	1-0-0	1.000	1-0-0	0-0-0	0-0-0
New Hampshire	1979	2008	13-2-2	.824	6-1-1	5-1-1	2-0-0
Northeastern	1963	2011	8-5-0	.615	7-2-0	0-3-0	1-0-0
Notre Dame	1925	2013	23-13-3	.618	15-8-2	5-4-1	3-1-0
Providence	1962	2001	13-4-1	.750	11-1-0	0-2-1	2-1-0
Vermont	2011	2013	3-1-0	.750	1-1-0	2-0-0	0-0-0

SERIES RECORDS

OTHERS

Amesbury	1940	1940	1-0-0	1.000	1-0-0	0-0-0	0-0-0
Army-Navy	1943	1943	1-1-0	.500	1-1-0	0-0-0	0-0-0
Ascensions	1935	1935	2-0-0	1.000	2-0-0	0-0-0	0-0-0
Bermans of Park League	1945	1945	1-0-0	1.000	1-0-0	0-0-0	0-0-0
Brandon	1947	1947	0-2-0	.000	0-2-0	0-0-0	0-0-0
Brock Hall	1940	1940	1-0-0	1.000	1-0-0	0-0-0	0-0-0
California	1947	1949	3-1-0	.750	3-1-0	0-0-0	0-0-0
Calumet, Mich.	1932	1932	1-0-0	1.000	1-0-0	0-0-0	0-0-0
Carleton	1926	1937	4-0-0	1.000	6-0-0	0-0-0	0-0-0
Chicago AA	1929	1929	1-0-1	.750	1-0-1	0-0-0	0-0-0
Chip. Falls American Legion	1934	1934	1-0-0	1.000	1-0-0	0-0-0	0-0-0
Cleveland	1939	1939	0-1-0	.000	0-1-0	0-0-0	0-0-0
Dallas A.C.	1930	1930	0-1-0	.000	0-1-0	0-0-0	0-0-0
Dayton's	1936	1936	1-0-0	1.000	1-0-0	0-0-0	0-0-0
Duluth Zephers	1937	1938	0-2-0	.000	0-1-0	0-1-0	0-0-0
Eveleth Jr. College	1924	1931	4-0-0	1.000	3-0-0	1-0-0	0-0-0
Fairbanks-Dawson	1937	1937	2-0-0	1.000	2-0-0	0-0-0	0-0-0
Fort Snelling	1944	1944	2-1-0	.667	1-1-0	1-0-0	0-0-0
Fort William	1945	1953	11-4-1	.767	11-3-1	0-1-0	0-0-0
Gonzaga	1938	1938	0-1-0	.000	0-1-0	0-0-0	0-0-0
Hamline	1922	1922	1-1-0	.500	1-1-0	0-0-0	0-0-0
Hancock, Mich.	1932	1932	0-1-0	.000	0-0-0	0-1-0	0-0-0
Hibbing Veterans	1924	1931	1-1-0	.500	0-0-0	1-1-0	0-0-0
Houghton All-Stars	1932	1932	1-0-0	1.000	0-0-0	1-0-0	0-0-0
Honeywell	1944	1944	0-1-0	.000	0-1-0	0-0-0	0-0-0
Illinois	1938	1943	13-3-1	.794	8-1-0	5-2-1	0-0-0
Illinois-Chicago	1983	1993	6-1-0	.857	4-1-0	2-0-0	0-0-0
London (Ontario)	1939	1941	4-1-1	.750	3-1-0	1-0-1	0-0-0
Loyola (Montreal)	1955	1955	1-0-0	1.000	0-0-0	0-0-0	1-0-0
Luther Seminary	1922	1922	1-0-0	1.000	1-0-0	0-0-0	0-0-0
M. Cooke and Sons	1931	1931	1-0-0	1.000	0-0-0	1-0-0	0-0-0
Manitoba	1927	1982	6-18-0	.250	4-13-0	2-5-0	0-0-0
Marquette	1923	1931	14-8-3	.620	8-3-1	6-5-2	0-0-0
McMaster	1938	1962	3-0-0	1.000	2-0-0	0-0-0	1-0-0
Navy Fliers	1944	1944	1-0-0	1.000	1-0-0	0-0-0	0-0-0
North Dakota Aggies	1926	1930	6-0-0	1.000	6-0-0	0-0-0	0-0-0
Northern Arizona	1982	1982	2-0-0	1.000	2-0-0	0-0-0	0-0-0
Park League All-Stars	1945	1945	1-0-0	1.000	1-0-0	0-0-0	0-0-0
Philadelphia	1939	1939	1-0-0	1.000	1-0-0	0-0-0	0-0-0
Port Arthur Griffons	1944	1944	0-2-0	.000	0-2-0	0-0-0	0-0-0
Ramsey Tech School	1923	1923	1-0-0	1.000	1-0-0	0-0-0	0-0-0
St. Boniface	1952	1956	8-2-0	.800	8-2-0	0-0-0	0-0-0
St. James	1943	1947	8-4-2	.643	5-2-1	3-2-1	0-0-0
St. Louis	1972	1976	10-2-0	.833	5-1-0	5-1-0	0-0-0
St. Nicholas	1939	1939	1-0-0	1.000	1-0-0	0-0-0	0-0-0
St. Thomas	1923	1927	2-1-0	.667	2-1-0	0-0-0	0-0-0
Southern California	1938	1938	0-4-0	.000	0-2-0	0-2-0	0-0-0
Tulsa A.C.	1930	1930	0-0-1	.500	0-0-1	0-0-0	0-0-0
U.S. International	1980	1985	13-1-0	.929	6-0-0	7-1-0	0-0-0
Wayne State	2006	2008	4-0-0	1.000	4-0-0	0-0-0	0-0-0
Wheaties (AAU)	1936	1936	0-1-0	.000	0-1-0	0-0-0	0-0-0
Winnipeg	1946	1949	1-3-0	.250	1-3-0	0-0-0	0-0-0
Winnipeg Barons	1954	1954	2-0-0	1.000	2-0-0	0-0-0	0-0-0
Winnipeg Rangers	1956	1956	0-1-0	.000	1-0-0	0-0-0	0-0-0

YEAR-BY-YEAR RECORDS

SEASON	G	W	L	T	FINISH	PCT	COACH	SEASON	G	W	L	T	FINISH	PCT	COACH
1921-22	10	6	3	1		.650	I.D. MacDonald	1970-71	33	14	17	2	5	.455	Glen Sonmor
1922-23	12	10	1	1		.875	Emil Iverson	1971-72	32	8	24	0	10	.250	Glen Sonmor +
1923-24	14	13	1	0		.929	Emil Iverson	1972-73	34	15	16	3	6	.485	Herb Brooks
1924-25	10	8	1	1		.850	Emil Iverson	1973-74	39	22	11	6	2	.641	Herb Brooks
1925-26	16	12	*0	4		.875	Emil Iverson	1974-75	42	31	10	1	1	.779	Herb Brooks
1926-27	15	9	6	0		.600	Emil Iverson	1975-76	44	28	14	2	3	.659	Herb Brooks
1927-28	13	9	2	2		.769	Emil Iverson	1976-77	41	17	21	3	7	.451	Herb Brooks
1928-29	17	14	2	1		.853	Emil Iverson	1977-78	38	22	14	2	4	.605	Herb Brooks
1929-30	18	7	9	2		.444	Emil Iverson	1978-79	44	32	11	1	2	.739	Herb Brooks
1930-31	19	7	11	1		.395	Frank Pond	1979-80	41	26	15	0	2	.634	Brad Buetow
1931-32	16	12	3	1		.781	Frank Pond	1980-81	45	33	12	0	1	.733	Brad Buetow
1932-33	11	10	1	0		.909	Frank Pond	1981-82	36	22	12	2	3	.639	Brad Buetow
1933-34	14	11	3	0		.786	Frank Pond	1982-83	45	32	12	1	1	.722	Brad Buetow
1934-35	17	9	6	2		.588	Frank Pond	1983-84	40	27	11	2	3	.700	Brad Buetow
1935-36	16	10	6	0		.625	Larry Armstrong	1984-85	47	31	13	3	2	.691	Brad Buetow
1936-37	16	11	4	1		.719	Larry Armstrong	1985-86	48	*35	13	0	2	.729	Doug Woog
1937-38	17	7	9	1		.441	Larry Armstrong	1986-87	*49	34	14	1	2	.704	Doug Woog
1938-39	23	17	6	0		.739	Larry Armstrong	1987-88	44	34	10	0	1	.773	Doug Woog
1939-40	18	18	*0	0	@	1.000*	Larry Armstrong	1988-89	48	34	11	3	1	.740	Doug Woog
1940-41	16	11	3	2		.750	Larry Armstrong	1989-90	46	28	16	2	2	.630	Doug Woog
1941-42	12	7	5	0		.583	Larry Armstrong	1990-91	45	30	10	5	2	.722	Doug Woog
1942-43	16	10	5	1		.656	Larry Armstrong	1991-92	44	33	11	0	1	.750	Doug Woog
1943-44	11	6	5	0		.545	Larry Armstrong	1992-93	42	22	12	8	t2	.619	Doug Woog
1944-45	10	7	2	1		.750	Larry Armstrong	1993-94	42	25	13	4	2	.619	Doug Woog
1945-46	14	9	4	1		.679	Larry Armstrong	1994-95	44	25	14	5	4	.625	Doug Woog
1946-47	20	12	5	3		.675	Larry Armstrong	1995-96	42	30	10	2	2	.738	Doug Woog
1947-48	21	9	12	0		.429	Doc Romnes	1996-97	42	28	13	1	t1	.679	Doug Woog
1948-49	23	12	11	0		.522	Doc Romnes	1997-98	39	17	22	0	6	.436	Doug Woog
1949-50	16	5	11	0		.313	Doc Romnes	1998-99	43	15	19	*9	5	.453	Doug Woog
1950-51	26	14	12	0		.538	Doc Romnes	1999-00	41	20	19	2	6	.512	Don Lucia
1951-52	26	13	13	0	5	.500	Doc Romnes	2000-01	42	27	13	2	3	.667	Don Lucia
1952-53	29	23	6	0	t1	.793	John Mariucci	2001-02	44	32	8	4	3	.773	Don Lucia
1953-54	30	23	6	1	1	.783	John Mariucci	2002-03	45	28	8	*9	t2	.722	Don Lucia
1954-55	30	16	12	2	3	.567	John Mariucci	2003-04	44	27	14	3	t4	.648	Don Lucia
1955-56	29	16	12	1	4	.569	Marsh Ryman +	2004-05	44	28	15	1	t3	.648	Don Lucia
1956-57	29	12	15	2	6	.448	John Mariucci	2005-06	41	27	9	5	1	.720	Don Lucia
1957-58	27	16	11	0	4	.593	John Mariucci	2006-07	44	31	10	3	1	.739	Don Lucia
1958-59	24	12	10	2	#	.542	John Mariucci	2007-08	45	19	17	*9	7	.522	Don Lucia
1959-60	27	9	16	2	6	.370	John Mariucci	2008-09	37	17	13	7	5	.554	Don Lucia
1960-61	29	17	11	1	2	.603	John Mariucci	2009-10	39	18	19	2	7	.487	Don Lucia
1961-62	21	9	10	2	6	.476	John Mariucci	2010-11	36	16	14	6	5	.527	Don Lucia
1962-63	27	16	7	4	4	.667	John Mariucci	2011-12	43	28	14	1	1	.662	Don Lucia
1963-64	25	14	11	0	3	.560	John Mariucci	2012-13	40	26	9	5	t1	.713	Don Lucia
1964-65	28	14	12	2	3	.536	John Mariucci								
1965-66	27	16	11	0	t2	.593	John Mariucci								
1966-67	29	9	19	1	8	.328	Glen Sonmor								
1967-68	31	19	12	0	5	.613	Glen Sonmor								
1968-69	29	13	13	3	5	.500	Glen Sonmor								
1969-70	33	21	12	0	1	.636	Glen Sonmor								

* - UM Best + - Interim Coach # - No league play

@ - National AAU Champions

ALL-TIME RECORD • 92 SEASONS

2,811 games • 1,684-951-176

YEAR-BY-YEAR RECORDS

1921-22COACH: I.D. MACDONALD

1/17	L	Hamline	1-2
1/20	W @	Wisconsin	3-0
1/21	W @	Wisconsin	3-1
1/31	W	Luther Seminary	1-0
2/3	W	Wisconsin	12-2
2/4	W	Wisconsin	7-0
2/13	T @	Michigan Tech	3-3 (ot)
2/14	L @	Michigan Tech	0-3
2/18	L	Michigan Tech	2-3
2/27	W	Hamline	3-2

OVERALL: 6-3-1 Conference Champions

1/18	T @	Marquette	0-0
1/19	W @	Marquette	4-1
2/2	W	Carleton	3-1
2/8	W	Notre Dame	6-4
2/9	W	Notre Dame	4-0
2/19	W @	Michigan State	2-0
2/19	W @	Michigan	6-0
2/20	T @	Michigan	1-1 (ot)
3/1	W	Michigan	4-2 (ot)
3/2	W	Michigan	2-1
3/10	W	Wisconsin	4-2
3/11	W	Wisconsin	2-1

OVERALL: 12-0-4 Conference Champions

1922-23 COACH: EMIL IVERSON

1/10	W	Ramsey Tech. School	6-1
1/15	W	St. Thomas	4-0
1/22	W	Michigan	2-0
1/23	W	Michigan	3-0
2/9	W @	Wisconsin	4-0
2/10	T @	Wisconsin	1-1 (ot)
2/19	W @	Michigan	6-3
2/20	L @	Michigan	2-3
2/22	W @	Marquette	3-2
2/23	W @	Marquette	4-2
2/28	W	Wisconsin	3-2
3/1	W	Wisconsin	4-0

OVERALL: 10-1-1 Conference Champions

1926-27COACH: EMIL IVERSON

1/14	W @	Wisconsin	1-0
1/15	W @	Wisconsin	3-1
1/18	L	Manitoba	0-2 (ot)
1/19	L	Manitoba	0-4
1/24	W	St. Thomas	4-1
1/26	L	St. Thomas	1-2
2/1	W	Eveleth Jr. College	2-1
2/7	W	Notre Dame	3-0
2/8	L	Notre Dame	0-2
2/14	W	Wisconsin	4-0
2/15	W	Wisconsin	2-1
2/22	W	Michigan	3-2
2/23	W	Michigan	1-0
3/11	L	Michigan ^	0-1
3/12	L	Michigan ^	1-2

OVERALL: 9-6-0 Conference Co-Champions

^ Windsor, Ontario

1923-24COACH: EMIL IVERSON

1/11	W @	Eveleth JC	7-0
1/12	W @	Hibbing	4-2
1/18	W @	Marquette	2-1
1/19	W @	Marquette	1-0
1/25	W @	Wisconsin	4-0
1/26	W @	Wisconsin	5-0
2/8	W	Marquette	6-1
2/9	W	Marquette	3-1
2/18	W	Michigan	2-1
2/19	W	Michigan	2-0
2/22	W @	Michigan	7-1
2/23	L @	Michigan	2-3
2/29	W	Wisconsin	4-0
3/1	W	Wisconsin	4-0

OVERALL: 13-1-0 Conference Champions

1927-28COACH: EMIL IVERSON

1/4	W	North Dakota Aggies	9-2
1/6	W	North Dakota Aggies	11-0
1/17	W @	Michigan	3-0
1/18	W @	Michigan	4-1
2/3	L @	Wisconsin	1-2
2/4	T @	Wisconsin	1-1 (ot)
2/7	L @	Marquette	1-4
2/13	W	Michigan	4-1
2/14	W	Michigan	4-0
2/20	W	Wisconsin	1-0
2/21	W	Wisconsin	4-1
2/28	T	Marquette	2-2 (ot)
3/1	W	Marquette	4-1

OVERALL: 9-2-2 Conference Champions

1924-25COACH: EMIL IVERSON

2/3	W	Marquette	3-0
2/4	W	Marquette	2-0
2/9	W	Notre Dame	2-0
2/10	W	Notre Dame	2-1
2/13	W @	Wisconsin	5-1
2/14	W @	Wisconsin	1-0 (ot)
3/2	T	Michigan	1-1 (ot)
3/3	L	Michigan	0-1
3/13	W	Wisconsin	1-0
3/14	W	Wisconsin	1-0

OVERALL: 8-1-1 Conference Champions

1928-29COACH: EMIL IVERSON CO-NATIONAL CHAMPIONS (WITH YALE)

1/7	W	North Dakota Aggies	12-0
1/18	W @	Michigan	4-0
1/19	W @	Michigan	6-0
1/25	W	Michigan Tech	3-0
1/26	W	Michigan Tech	5-0
2/1	W	Chicago AA	4-0
2/2	T	Chicago AA	1-1 (ot)
2/11	L @	Marquette	2-5
2/12	W @	Marquette	3-2
2/13	L @	Wisconsin	1-2
2/14	W @	Wisconsin	2-0
2/21	W	Michigan	5-1
2/23	W	Michigan	2-0

1925-26COACH: EMIL IVERSON

1/4	W	North Dakota Aggies	5-2
1/5	W	North Dakota Aggies	6-2
1/15	T @	Wisconsin	0-0 (ot)
1/16	T @	Wisconsin	1-1 (ot)

YEAR-BY-YEAR RECORDS

3/4	W	Wisconsin	2-0
3/5	W	Wisconsin	4-0
3/14	W	Marquette	4-2
3/15	W	Marquette	2-0

OVERALL: 14-2-1 Conference Champions

1929-30COACH: EMIL IVERSON

1/3	L	Dallas A.C.	4-9
1/4	T	Tulsa A.C.	0-0 (ot)
1/10	L	@ Wisconsin	0-2
1/11	L	@ Wisconsin	3-4
1/13	L	@ Marquette	1-2
1/15	L	@ Marquette	1-5
1/20	L	Michigan	0-3
1/21	W	Michigan	1-0
1/27	W	Michigan Tech	3-2
1/28	L	Michigan Tech	2-3
2/3	W	North Dakota Aggies	11-2
2/4	W	North Dakota	6-1
2/15	W	Wisconsin	2-1
2/17	W	Wisconsin	2-1 (ot)
2/21	T	@ Michigan	1-1
2/22	L	@ Michigan	1-2
3/3	W	Marquette	3-2
3/4	L	Marquette	1-4

OVERALL: 7-9-2

1930-31COACH: FRANK POND

12/29	L	Manitoba	3-5
12/30	L	Manitoba	2-5
1/2	W	@ M. Cooke and Sons (Duluth)	6-3
1/3	L	@ Hibbing Veterans	2-7
1/9	L	@ Wisconsin	1-3
1/12	T	@ Marquette	1-1
1/13	L	@ Marquette	3-6
1/23	L	Michigan	1-2
1/24	L	Michigan	0-1
1/26	W	Michigan Tech	8-2
1/27	W	Michigan Tech	7-3
2/5	L	Marquette	1-3
2/6	L	Marquette	1-2 (ot)
2/13	W	Wisconsin	2-1
2/14	W	Wisconsin	4-1
2/20	W	@ Michigan Tech	3-0
2/21	W	@ Michigan Tech	2-0
2/27	L	@ Michigan	1-3
2/28	L	@ Michigan	0-2

OVERALL: 7-11-1

1931-32COACH: FRANK POND

12/29	W	Eveleth Jr. College	4-0
12/30	W	Eveleth Jr. College	4-2
1/7	W	Houghton All-Stars	5-4
1/13	L	Olympics	0-4
1/14	L	@ Harvard	6-7
1/19	W	@ Wisconsin	10-1
1/21	W	Michigan	3-0
1/22	W	Michigan	1-0
2/4	W	Michigan Tech	8-1
2/5	W	Michigan Tech	8-1
2/10	W	Michigan Tech	6-1
2/11	L	@ Hancock, Mich.	1-2
2/12	W	@ Calumet, Mich.	2-0
2/18	W	Polish Olympic Team	8-0

3/4	T	@ Michigan	1-1 (ot)
3/5	W	@ Michigan	1-0

OVERALL: 12-3-1 Conference Champions

1932-33COACH: FRANK POND

1/13	W	North Dakota	4-0
1/14	W	North Dakota	9-0
1/20	W	Michigan	2-1
1/21	W	Michigan	4-1
2/4	W	@ Wisconsin ^	6-1
2/10	W	Wisconsin	8-0
2/11	W	Wisconsin	3-0
2/17	W	@ North Dakota	10-2
2/18	W	@ North Dakota	3-0
2/24	W	@ Michigan	5-2
2/25	L	@ Michigan	1-3

OVERALL: 10-1-0 Conference Champions

^ Eau Claire, Wis.

1933-34COACH: FRANK POND

1/5	L	Manitoba	2-3
1/6	L	Manitoba	0-4
1/18	W	Michigan	5-2
1/19	W	Michigan	1-0
1/25	W	@ Michigan Tech	4-1
1/27	L	@ Michigan Tech	1-2
2/2	W	Chippewa Falls Legion	5-0
2/9	W	@ Wisconsin	1-0
2/10	W	@ Wisconsin	7-0
2/16	W	@ Michigan Tech	5-4
2/17	W	@ Michigan Tech	4-0
2/23	W	Michigan	3-1
2/24	W	Michigan	2-1
2/27	W	White Bear	7-1

OVERALL: 11-3-0

1934-35COACH: FRANK POND

12/14	W	AAU All-Stars	2-1
12/21	L	Yale	0-2
12/22	L	Yale	1-3
1/10	L	Manitoba	1-2
1/11	L	Manitoba	1-4
1/18	T	Michigan	2-2 (ot)
1/19	L	Michigan	3-4
1/25	W	@ Michigan Tech	2-1 (ot)
1/26	W	@ Michigan Tech	4-1
2/1	W	Michigan Tech	6-1
2/2	W	Michigan Tech	3-0
2/8	W	Wisconsin	9-0
2/9	W	Wisconsin	5-1
2/23	T	@ Michigan	1-1 (ot)
2/24	L	@ Michigan	1-3
3/1	W	Ascensions	3-2
3/4	W	Ascensions	3-0

OVERALL: 9-6-2

1935-36COACH: LARRY ARMSTRONG

1/10	L	AAU All-Stars	0-4
1/16	W	Carleton	6-0
1/17	W	Dayton's (AAU)	2-1
1/19	L	Wheaties (AAU)	2-3
1/27	W	Princeton	3-1
1/29	L	Princeton ^	3-4
2/2	L	Manitoba	2-3

YEAR-BY-YEAR RECORDS

2/3	L	Manitoba	2-5	1/21	W	Michigan	4-0
2/14	W @	Michigan	7-1	1/27	W	Michigan Tech	5-0
2/16	W @	Michigan	1-0	1/28	W	Michigan Tech	5-2
2/20	W @	Michigan Tech	5-0	2/3	W	Michigan Tech	2-1
2/23	W @	Michigan Tech	3-0	2/4	W	Michigan Tech	4-0
2/28	W	Michigan Tech	2-1	2/11	L @	Manitoba	0-3
3/1	W	Michigan Tech	3-0	2/17	W	Illinois	8-0
3/11	L	Michigan	1-2	2/18	W	Illinois	8-2
3/12	W	Michigan	5-1	2/23	W	Michigan	8-3

OVERALL: 10-6-0

^ St. Paul Auditorium

1936-37COACH: LARRY ARMSTRONG

12/11	W	Carleton	7-0
12/29	W	Dartmouth ^	2-0
12/30	W	Dartmouth	3-1
1/8	W	Fairbanks-Dawson (Alaska)	2-1
1/9	W	Fairbanks-Dawson (Alaska)	4-3
1/15	W	Michigan	3-0
1/16	L	Michigan	1-8
1/22	W @	Manitoba	1-0
1/23	L @	Manitoba	0-5
1/29	W	Michigan Tech	2-1
1/30	L	Michigan Tech	0-1
2/5	W @	Michigan Tech	3-0
2/6	T @	Michigan Tech	1-1 (ot)
2/12	W	Carleton	7-1
2/24	W	Michigan	3-1
2/26	L	Michigan	2-3

OVERALL: 11-4-1

^ St. Paul Auditorium

1937-38COACH: LARRY ARMSTRONG

12/22	L	Duluth Zephers	1-6
12/28	W @	Toronto	4-1
12/29	L @	Toronto	3-6
1/12	W @	Michigan	2-1
1/14	L @	Michigan	1-2
1/21	W	Michigan Tech	4-3
1/22	W	Michigan Tech	2-1
1/28	L	Manitoba ^	2-3
1/29	L	Manitoba	1-2
2/18	W @	Michigan Tech	4-1
2/19	T @	Michigan Tech	3-3 (ot)
2/24	W @	Michigan	4-3
2/26	L @	Michigan	3-5
3/3	W	Illinois	7-2
3/24	L @	Southern California	2-5
3/26	L @	Southern California	3-4
3/29	L	Gonzaga	1-5

OVERALL: 7-9-1

^ St. Paul Auditorium

1938-39COACH: LARRY ARMSTRONG

11/30	L @	Duluth Zephers	2-6
12/8	W	McMaster U.	6-3
12/9	W	McMaster U.	5-2
12/28	L	Southern California ^	1-3
12/29	L	Southern California	0-4
1/6	W @	Illinois	6-0
1/7	W @	Illinois	5-2
1/13	L @	Manitoba	2-3
1/14	W @	Manitoba	4-1
1/19	W	Michigan	6-0

2/25	1/21	W	Michigan	4-0
2/26	1/27	W	Michigan Tech	5-0
3/27	1/28	W	Michigan Tech	5-2
3/28	2/3	W	Michigan Tech	2-1
	2/4	W	Michigan Tech	4-0
	2/11	L @	Manitoba	0-3
	2/17	W	Illinois	8-0
	2/18	W	Illinois	8-2
	2/23	W	Michigan	8-3
	2/25	W	Michigan	7-0
	3/26	W vs.	Philadelphia *	10-1
	3/27	W vs.	St. Nicholas *	3-2
	3/28	L vs.	Cleveland *	3-4

OVERALL: 17-6-0

* National AAU Tournament

^ St. Paul Auditorium

1939-40COACH: LARRY ARMSTRONG

NATIONAL AAU TOURNAMENT CHAMPIONS

12/14	W	London (Ont.)	10-2
12/15	W	London (Ont.)	5-0
12/29	W @	Yale	3-0
12/30	W @	Yale	7-2
1/5	W @	Illinois	8-2
1/6	W @	Illinois	10-2
1/12	W @	Michigan Tech	7-1
1/13	W @	Michigan Tech	9-1
1/18	W	Michigan	9-2
1/20	W	Michigan	5-2
2/2	W	Michigan Tech	9-1
2/3	W	Michigan Tech	8-0
2/9	W	Illinois	9-1
2/10	W	Illinois	9-2
2/24	W @	Michigan	7-0
2/26	W @	Michigan	5-0
3/2	W vs.	Amesbury *	9-4
3/3	W vs.	Brock Hall *	9-1

OVERALL: 18-0-0

* National AAU Tournament (Lake Placid, N.Y.)

1940-41COACH: LARRY ARMSTRONG

12/9	W @	London (Ont.)	5-3
12/10	T @	London (Ont.)	3-3 (ot)
12/27	L	Yale	2-5
12/28	W	Yale	5-4
1/10	T @	Illinois	2-2 (ot)
1/11	L @	Illinois	1-4
1/16	W	Michigan	4-0
1/18	W	Michigan	7-2
1/24	W @	Michigan Tech	8-0
1/25	W @	Michigan Tech	3-0
2/14	L	Illinois	4-5
2/15	W	Illinois	6-2
2/20	W	Michigan Tech	7-2
2/21	W	Michigan Tech	3-1
2/27	W @	Michigan	8-0
3/1	W @	Michigan	2-1

OVERALL: 11-3-2

MINNESOTA HOCKEY

YEAR-BY-YEAR RECORDS

1941-42COACH: LARRY ARMSTRONG

12/11	L	London (Ont.)	1-3
12/12	W	London (Ont.)	2-1
1/2	L	Dartmouth	2-4
1/3	L	Dartmouth	3-5 (ot)
1/9	L	@ Michigan Tech	2-3
1/10	W	@ Michigan Tech	2-1
1/22	L	@ Michigan	2-3
1/24	W	@ Michigan	6-0
2/20	W	Michigan Tech	5-3 (ot)
2/21	W	Michigan Tech	4-1
2/26	W	Michigan	4-0
2/28	W	Michigan	5-1

OVERALL: 7-5-0

1942-43COACH: LARRY ARMSTRONG

1/4	L	@ St. James	1-5
1/5	L	@ St. James	3-8
1/8	W	Illinois	1-0 (def.)
1/9	W	Illinois	1-0 (def.)
1/14	W	Michigan	3-0
1/16	W	Michigan	4-0
1/22	W	@ Michigan Tech	3-1
1/23	L	@ Michigan Tech	0-1
2/5	W	Michigan Tech	6-4
2/6	W	Michigan Tech	8-2
2/12	W	@ Illinois	2-1
2/13	L	@ Illinois	1-2
2/18	T	Michigan	1-1 (ot)
2/20	W	Michigan	6-2
2/27	W	Army-Navy	5-2
3/2	L	Army-Navy	1-3

OVERALL: 10-5-1

1943-44COACH: LARRY ARMSTRONG

1/7	W	St. James	4-1
1/8	W	St. James	6-1
1/14	L	Port Arthur Griffons	4-9
1/15	L	Port Arthur Griffons	2-3
1/21	L	Honeywell	4-6
1/22	L	Fort Snelling	1-2
2/4	W	Navy Fliers	7-2
2/5	W	Fort Snelling	6-4
2/11	W	@ St. James	6-5
2/12	L	@ St. James	3-5
2/17	W	@ Fort Snelling ^	4-1

OVERALL: 6-5-0

^ St. Paul Auditorium

1944-45COACH: LARRY ARMSTRONG

1/5	W	St. James	9-3
1/6	W	St. James	3-0
1/13	W	Michigan	10-0
1/19	W	Bermans of Park League	3-1
1/26	T	Ft. Wm. Columbus	3-3 (ot)
1/27	W	Ft. Wm. Columbus	3-1
2/3	W	@ Michigan	15-2
2/9	L	@ St. James & Winnipeg Stars	3-4
2/10	L	@ St. James & Winnipeg Stars	6-9
2/23	W	Park League All-Stars	6-3

OVERALL: 7-2-1

1945-46COACH: LARRY ARMSTRONG

1/4	L	St. James	2-7
1/5	L	St. James	4-7
1/11	W	Ft. William	9-4
1/12	W	Ft. William	9-4
1/18	L	@ Michigan	2-5
1/19	L	@ Michigan	4-8
2/1	T	Michigan	3-3 (ot)
2/2	W	Michigan	5-2
2/8	W	Michigan Tech	7-2
2/9	W	Michigan Tech	14-2
2/15	W	@ Michigan Tech	9-2
2/16	W	@ Michigan Tech	6-2
2/21	W	@ St. James	5-2
2/22	W	@ St. James	4-0

OVERALL: 9-4-1

1946-47COACH: LARRY ARMSTRONG

Player	G	A	TP
Roland DePaul, C	13	20	33
Jerry Remole, W	15	11	26
Bill Hodgins, RW	13	8	21
Bud Frick, C	8	8	16
Bob Fleming, W	6	10	16
12/20	W	Fort William	3-2
12/21	W	Fort William	7-2
12/27	L	@ Yale	5-6
12/28	W	@ Yale	6-2
1/1	L	Brandon	4-8
1/2	L	Brandon	2-4
1/9	W	St. James	5-1
1/10	T	St. James	5-5 (ot)
1/17	T	Michigan	4-4 (ot)
1/18	L	Michigan	4-5
1/24	W	@ Michigan Tech	6-4
1/25	W	@ Michigan Tech	3-1
1/31	W	@ St. James	4-3
2/1	T	@ St. James	4-4 (ot)
2/14	L	@ Michigan	2-4
2/15	W	@ Michigan	3-2
2/21	W	Michigan Tech	13-3
2/22	W	Michigan Tech	6-2
2/28	W	Colorado College	8-3
3/1	W	Colorado College	15-2

OVERALL: 12-5-3

MINNESOTA HOCKEY

YEAR-BY-YEAR RECORDS

1947-48.....COACH: DOC ROMNES

Player	G	A	TP
Roland DePaul, C	22	9	31
Bill Hodgins, W	14	8	22
Jerry Lindegard, C	13	9	22
James Frick, W	8	10	18
Richard Roberts, D	11	3	14

12/5	L	Winnipeg	4-8
12/6	L	Winnipeg	5-6
12/19	L @	Colorado College	5-8
12/20	L @	Colorado College	6-7
12/22	L	Olympic Club	4-7
12/23	W	California	5-4
12/27	W	California	4-3
1/2	W	Harvard	8-6
1/3	W	Harvard	7-2
1/8	L	Manitoba	5-6
1/9	L	Manitoba	4-5
1/16	L @	Michigan	2-3
1/17	L @	Michigan	1-5
1/23	L	North Dakota	3-5
1/24	W	North Dakota	7-4 (ot)
2/6	W @	Michigan Tech	6-5
2/7	W @	Michigan Tech	7-3
2/13	L	Michigan	2-6
2/14	W	Michigan	5-4 (ot)
2/27	W	Michigan Tech	7-4
2/28	L	Michigan Tech	3-4

OVERALL: 9-12-0

1948-49.....COACH: DOC ROMNES

Player	G	A	TP
Roland DePaul, C	24	16	40
Rube Bjorkman, W	19	44	33
Jerry Lindegard, C	13	18	31
John Bonner, C	11	11	22
Calvin Engelstad, W	9	12	21

12/21	L @	Fort William	5-6
12/22	W	Fort William	10-3
12/28	W	Yale	10-1
12/29	W	Yale ^	4-2
1/6	L	Winnipeg	6-8
1/7	W	Winnipeg	7-3
1/14	W	Michigan Tech	5-4
1/15	W	Michigan Tech ^	7-3
1/17	W @	Rochester (AAHA)	5-2
1/21	L @	North Dakota	3-4 (ot)
1/22	L @	North Dakota	4-6
1/28	W	North Dakota	12-5
1/29	W	North Dakota ^	7-6
2/4	W	California	8-3
2/5	L	California ^	3-5
2/11	W @	Michigan Tech	5-1
2/12	L @	Michigan Tech	4-12
2/18	L	Michigan	1-4
2/19	L	Michigan #	3-6
2/25	L @	Michigan	1-4
2/26	L @	Michigan	1-4
3/4	L @	Colorado College	2-5
3/5	W @	Colorado College	7-4

OVERALL: 12-11-0

^ St. Paul Auditorium # Rochester, Minn.

1949-50.....COACH: DOC ROMNES

Player	G	A	TP
Russell Strom, C	9	8	17
Jack Bonner, C	9	8	17
Calvin Engelstad, W	10	5	15
Donald Bodin, W	8	6	14
Robert Harris, W	6	5	11
Rube Bjorkman, W	6	5	11

1/6	L	North Dakota	3-7
1/7	L	North Dakota ^	5-6
1/13	L @	North Dakota	2-3
1/14	L @	North Dakota	5-8
1/20	W @	Michigan State	8-2
1/21	W @	Michigan State	11-1
2/3	L @	Michigan	1-2
2/4	L @	Michigan	2-6
2/10	L	Colorado College #	6-8
2/11	W	Colorado College ^	4-2
2/17	W	Michigan State	12-1
2/18	W	Michigan State	8-0
2/24	L	Michigan	3-7
2/25	L	Michigan	2-6
3/3	L @	Colorado College	2-9
3/4	L @	Colorado College	1-6

OVERALL: 5-11-0

^ Rochester, Minn.

St. Paul Auditorium

1950-51.....COACH: DOC ROMNES

Player	G	A	TP	PIM
Calvin Engelstad, W	19	34	53	6
Rube Bjorkman, W	22	25	47	6
Gordon Watters, C	27	19	46	2
Russell Strom, C	15	22	37	20
Donald Bodin, W	16	9	25	7

Goaltenders	GP	GA	GAA
Larry Ross	19	78	4.10
Bob Moran	6	29	4.83

12/1	L	Rochester	6-8
12/7	L	Fort William	0-2
12/8	L	Fort William	4-5 (ot)
12/29	L	Harvard	3-4 (ot)
12/30	L	Harvard	6-7
1/1	W @	Denver	10-4
1/2	L @	Denver	3-4
1/5	L	Michigan	4-5 (ot)
1/6	L	Michigan	4-6
1/12	W @	Michigan Tech	11-1
1/13	W @	Michigan Tech	8-5
1/19	L @	Michigan	2-12
1/20	L @	Michigan	0-8
1/24	L @	Rochester	7-9
1/26	W	Michigan State	9-3
1/27	W	Michigan State	6-2
2/2	L @	North Dakota	4-8
2/3	W @	North Dakota	7-2
2/9	W @	Michigan State	7-3
2/10	W @	Michigan State	7-2
2/16	W	Colorado College	5-2
2/17	W	Colorado College	5-4 (ot)
2/23	W	Michigan Tech	6-1

YEAR-BY-YEAR RECORDS

2/24	W	Michigan Tech	8-1
3/2	W	North Dakota	5-2
3/3	W	North Dakota	3-2

OVERALL: 14-12-0

1951-52.....COACH: DOC ROMNES

Player	G	A	TP	PIM
John Mayasich, C	32	30	62	10
Richard Dougherty, W	32	20	52	33
Eugene Campbell, C	16	17	33	8
Dick Meredith, W	10	14	24	10
Ken Yackel, D	10	10	20	20

Goaltenders	GP	GA	Saves	GAA
Larry Ross	13	64	335	4.90
James Mattson	8	25	223	3.10
George McCormack	6	25	168	4.20

11/29	W	@	Rochester Mustangs	5-2
12/1	W		Rochester Mustangs	9-2
12/7	W		Ft. William	9-3
12/8	W		Ft. William	12-2
12/28	L		Yale	4-7
12/29	L		Yale	3-4 (ot)
1/1	L	@	Denver	6-9
1/2	W	@	Denver	5-3
1/4	L	@	Colorado College	3-5
1/5	L	@	Colorado College	4-6
1/11	L	@	Michigan	4-5
1/12	L	@	Michigan	1-6
1/18	L		Michigan	2-7
1/19	L		Michigan	0-5
1/25	L	@	North Dakota	1-5
1/26	W	@	North Dakota	5-3
2/1	L		Denver	1-6
2/2	L		Denver	5-6 (ot)
2/8	W		Michigan State	9-2
2/9	W		Michigan State	6-4
2/15	W		North Dakota	9-2
2/16	L		North Dakota	4-6
2/22	W	@	Michigan State	5-4
2/23	W	@	Michigan State	5-3
2/29	W		Michigan Tech	5-3
3/1	W		Michigan Tech	8-4

OVERALL: 13-13-0 MCHL: 5-7-0 (5th)

1952-53.....COACH: JOHN MARIUCCI

MCHL CO-CHAMPIONS

NCAA FROZEN FOUR

Player	G	A	TP	PIM
John Mayasich, C	42	36	78	16
Richard Dougherty, W	35	32	67	35
Eugene Campbell, C	21	24	45	16
Ken Yackel, D	12	13	25	77
Robert Johnson, W	6	14	20	17

Goaltenders	GP	GA	Saves	GAA
James Mattson	27	64	651	2.36
Warren Strelow	1	1	—	1.00

12/5	W		Ft. William	6-2
12/6	L		Ft. William	5-6
12/13	W	@	Minnesota-Duluth	14-2
12/19	W		St. Boniface	7-4
12/20	W		St. Boniface	6-1

12/26	W		Toronto U.	5-2
12/26	W		Toronto U.	8-2
12/29	W	@	Colorado College	5-2
12/30	L	@	Colorado College	2-5
1/2	L	@	Denver	2-3
1/3	W	@	Denver	3-2
1/9	W		Michigan State	3-1
1/10	W		Michigan State	5-0
1/16	W	@	Michigan	4-3
1/17	L	@	Michigan	4-5
1/23	W	@	Michigan Tech	6-3
1/24	W	@	Michigan Tech	5-2
1/30	L		North Dakota	5-7
1/31	W		North Dakota	5-2
2/6	W	@	North Dakota	3-0
2/7	W	@	North Dakota	3-1
2/13	W		Michigan	5-2
2/14	W		Michigan	4-0
2/20	W		Denver	4-3
2/21	W		Denver	10-0
3/6	W	@	Michigan State	7-3
3/7	W	@	Michigan State	7-2
3/13	W	vs.	RPI !	3-2
3/15	L	vs.	Michigan !	3-7

OVERALL: 23-6-0 MCHL: 16-4-0 (T-1st)

! NCAA Finals, Colorado Springs, Colo.

1953-54.....COACH: JOHN MARIUCCI

WIHL CHAMPIONS

NCAA FROZEN FOUR

Player	G	A	TP	PIM
John Mayasich, C	29	49	78	20
Richard Dougherty, W	42	26	68	41
Eugene Campbell, W	15	26	41	8
Ken Yackel, D	11	17	28	62
Jack Monahan, C	10	13	23	24
Dick Meredith, W	9	14	23	13

Goaltenders	GP	GA	Saves	GAA
James Mattson	26	72	573	2.76
Fred Pulicicchio	5	8	98	1.40

12/4	L		St. Boniface	4-5
12/5	L		St. Boniface	3-6
12/11	W		Ft. William	5-0
12/12	W		Ft. William	5-3
12/22	W		Harvard	4-2
12/23	W		Harvard ^	9-0
12/29	W		Dartmouth	11-0
12/30	W		Dartmouth	10-3
1/1	W		Colorado College	7-2
1/2	W		Colorado College	7-1
1/8	T	@	North Dakota	2-2 (ot)
1/9	W	@	North Dakota	5-0
1/15	W		Michigan	5-4
1/16	L		Michigan	3-4
1/22	W		Michigan State	5-4
1/23	W		Michigan State	8-3
1/29	W	@	Michigan State	7-2
1/30	W	@	Michigan State	5-3
2/5	W		North Dakota	5-3
2/6	W		North Dakota	8-2
2/12	W	@	Michigan Tech	9-3
2/13	W	@	Michigan Tech	6-3

MINNESOTA HOCKEY

YEAR-BY-YEAR RECORDS

2/19	W	Michigan Tech	5-4 (ot)
2/20	W	Michigan Tech	11-3
2/22	W @	Denver	7-3
2/23	W @	Denver	7-4
2/26	L @	Michigan	3-6
2/27	L @	Michigan	2-5
3/2	L	Chicago Blackhawks #	3-6
3/11	W vs.	Boston College !	14-1
3/13	L vs.	RPI !	4-5 (ot)

OVERALL: 23-6-1 WIHL: 16-3-1 (1st)

Exhibition ^ Hibbing, Minn.

! NCAA Finals, Colorado Springs, Colo.

1954-55COACH: JOHN MARIUCCI

Player	G	A	TP	PIM
John Mayasich, C	41	39	80	28
George Jetty, W	22	18	40	46
Ken Yackel, D	18	18	36	51
Dick Meredith, W	18	15	33	26
Bill Swanson, C	8	11	19	4

Goaltenders	GP	GA	Saves	GAA
James Mattson	30	104	821	3.50

12/3	W	St. Boniface	7-4
12/4	W	St. Boniface	6-4
12/10	W	Winnipeg Barons	14-1
12/11	W	Winnipeg Barons	8-2
12/20	W	RPI	3-2 (ot)
12/21	W	RPI %	5-3
12/28	L @	Colorado College	2-6
12/29	L @	Colorado College	2-3 (ot)
1/1	T @	Denver	3-3 (ot)
1/2	W @	Denver	8-7 (ot)
1/7	L	North Dakota	4-6
1/8	L	North Dakota	3-5
1/14	W @	Michigan	10-4
1/15	L @	Michigan	3-5
1/21	W	Denver	7-3
1/22	L	Denver	5-6
1/28	W	Michigan Tech	5-1
1/29	W	Michigan Tech	4-3
2/4	W	Michigan State	7-0
2/5	W	Michigan State	3-2
2/8	L	Colorado College	2-4
2/9	L	Colorado College	3-4
2/11	L @	Michigan Tech	1-4
2/12	W @	Michigan Tech	5-4
2/18	L	Michigan	2-5
2/19	L	Michigan	1-3
2/25	T @	Michigan State	5-5 (ot)
2/26	W @	Michigan State	7-6
3/4	W @	North Dakota	6-0
3/5	L @	North Dakota	0-4

OVERALL: 16-12-2 WIHL: 10-12-2 (3rd)

% at St. Paul Auditorium

1955-56COACH: MARSH RYMAN

Player	G	A	TP	PIM
Ken Yackel, W	19	20	39	45
Mike Pearson, C	16	16	32	14
George Jetty, C	12	13	25	28
Dick Burg, W	10	10	20	17
Ken Wellen, W	10	8	18	8

Goaltenders	GP	GA	Saves	GAA
Jack McCartan	24	67	624	2.80
Don Vaia	7	13	113	1.90

12/1	W	St. Boniface	10-2
12/2	W	St. Boniface	8-0
12/16	W	Colorado College %	3-2
12/17	L	Colorado College	0-2
12/22	W	Michigan State	7-1
12/23	W	Michigan State	4-3
12/30	W vs.	Loyola (Montreal)^	6-2
12/31	W vs.	Princeton ^	10-1
1/2	W @	RPI ^	5-3
1/6	L	U.S. Olympics	2-9
1/7	L	U.S. Olympics %	2-3
1/13	L @	Michigan	0-2
1/14	L @	Michigan	1-2
1/20	L	Michigan Tech	2-4
1/21	W	Michigan Tech	3-2
1/27	L @	North Dakota	0-4
1/28	W @	North Dakota	5-3
2/3	T	Denver	3-3 (ot)
2/4	L	Denver	1-5
2/10	L @	Michigan Tech	2-5
2/11	L @	Michigan Tech	0-2
2/13	W @	Michigan State	2-1
2/14	W @	Michigan State	2-1
2/17	L	Michigan	3-5
2/18	L	Michigan	2-6
2/24	W @	Colorado College	4-1
2/25	W @	Colorado College	4-2
3/2	W	North Dakota	8-4
3/3	W	North Dakota	7-0

OVERALL: 16-12-1 WIHL: 11-10-1 (4th)

^ RPI Invitational Tournament, Troy, N.Y.

% at St. Paul Auditorium

YEAR-BY-YEAR RECORDS

1956-57COACH: JOHN MARIUCCI

Player	G	A	TP	PIM
Terry Bartholome, W	14	7	21	20
Murray Williamson, W	9	11	20	24
Bill Swanson, C	11	8	19	8
Mike Pearson, C	9	10	19	29
Bob Turk, C/W	6	12	18	13

Goaltenders	GP	GA	Saves	GAA
Don Vaia	16	52	578	3.20
Jack McCartan	15	43	494	2.80

12/7	W	St. Boniface	8-1
12/8	W	St. Boniface	5-1
12/14	W	Winnipeg Rangers	8-0
12/28	W	Yale	5-2
12/29	W	Yale	1-0
1/1	L @	Denver	4-5
1/2	L @	Denver	0-6
1/4	L @	Colorado College	1-4
1/5	L @	Colorado College	3-5
1/11	L	North Dakota	2-3 (ot)
1/12	W	North Dakota	4-3
1/18	W	Michigan Tech	7-3
1/19	L	Michigan Tech	1-2
1/25	W @	North Dakota	4-1
1/26	L @	North Dakota	1-7
2/1	L @	Michigan State	1-2
2/2	L @	Michigan State	0-4
2/8	W	Michigan	7-3
2/9	L	Michigan	3-4
2/11	L	Colorado College %	2-3 (ot)
2/12	L	Colorado College	2-5
2/15	L @	Michigan	1-8
2/16	L @	Michigan	1-4
2/22	T @	Michigan Tech	3-3 (ot)
2/23	T @	Michigan Tech	4-4 (ot)
3/1	L	Michigan State	2-4
3/2	W	Michigan State	3-2
3/8	W	Denver	6-3
3/9	W	Denver	7-4

OVERALL: 12-15-2 WIHL: 7-15-2 (6th)

% at St. Paul Auditorium

1957-58COACH: JOHN MARIUCCI

Player	G	A	TP	PIM
Dick Burg, W	19	16	35	30
Mike Pearson, C/D	13	17	30	39
Gerald Melnychuk, C	10	16	26	10
Murray Williamson, W	10	16	26	26
Myron Grafstrom, W	15	9	24	6

Goaltenders	GP	GA	Saves	GAA
Jack McCartan	28	89	842	3.20

12/6	W	Michigan Tech	2-1
12/7	L	Michigan Tech	1-3
12/21	W	U.S. Nationals	6-2
12/27	W	Harvard	7-2
12/28	W	Harvard	3-2 (ot)
12/30	L @	Colorado College	2-7
1/1	W @	Denver	2-1
1/3	L @	Denver	2-4
1/4	W @	Colorado College	8-3

1/10	W	Michigan State	3-2
1/11	L	Michigan State	3-4
1/17	W	North Dakota	7-5
1/18	L	North Dakota	3-5
1/24	L @	Michigan Tech	2-5
1/25	W @	Michigan Tech	4-2
1/31	W	Denver	6-4
2/1	W	Denver	4-0
2/7	W	Michigan	4-2
2/8	L	Michigan	2-4
2/14	L @	North Dakota	1-4
2/15	L @	North Dakota	5-6
2/21	W @	Michigan	10-5
2/22	L @	Michigan	2-3
2/28	L @	Michigan State	3-4
3/1	W @	Michigan State	5-1
3/7	W	Colorado College	7-2
3/8	W	Colorado College	2-1

OVERALL: 16-11-0 WIHL: 13-11-0 (4th)

1958-59COACH: JOHN MARIUCCI

Player	G	A	TP	PIM
Stu Anderson, C	15	19	34	8
Murray Williamson, W	13	20	33	13
Gerald Melnychuk, C	13	19	32	10
Myron Grafstrom, W	15	11	26	10
Herb Brooks, W	11	12	23	8

Goaltenders	GP	GA	Saves	GAA
Mike Doyle	15	49	424	3.20
Don Vaia	10	41	299	4.10

12/5	L	U.S. Nationals	2-3 (ot)
12/19	W	Dartmouth	8-1
12/20	W	Dartmouth	6-1
12/27	W	U.S. Nationals	6-3
1/2	W @	Colorado College	3-2 (ot)
1/3	T @	Colorado College	1-1 (ot)
1/9	W	Michigan State	7-3
1/10	T	Michigan State	3-3 (ot)
1/16	L @	Michigan Tech	3-5
1/17	L @	Michigan Tech	3-5
1/23	L @	Michigan State	4-5
1/24	L @	Michigan State	4-5
1/30	W	North Dakota	4-3
1/31	L	North Dakota	2-6
2/6	W	Colorado College	2-1
2/7	W	Colorado College	7-5
2/13	W @	Michigan	6-1
2/14	W @	Michigan	7-3
2/20	L @	North Dakota	5-6
2/21	L @	North Dakota	2-5
2/27	W	Michigan	6-2
2/28	L	Michigan	3-6
3/6	W	Michigan Tech	7-5
3/7	L	Michigan Tech	4-5

OVERALL: 12-10-2

(no league—WCHA was formed the next year)

YEAR-BY-YEAR RECORDS

1959-60COACH: JOHN MARIUCCI

Player	G	A	TP	PIM
Gerald Melnychuk, C	15	25	40	24
Myron Grafstrom, W	15	14	29	6
Jim Rantz, W	8	18	26	4
Dave Rovick, W	14	12	26	4
Oscar Mahle, W	17	8	25	35

Goaltenders	GP	GA	Saves	GAA
Chuck Steinweg	19	72	512	3.89
Mike Doyle	10	51	317	5.36

11/27	L	Michigan Tech	5-8
11/28	L	Michigan Tech	2-4
12/4	T	Denver	4-4 (ot)
12/5	L	Denver	4-5
12/29	L	@ Colorado College	3-4
12/30	L	@ Colorado College	4-8
1/1	L	@ Denver	1-6
1/2	L	@ Denver	2-7
1/8	W	Colorado College	6-5
1/9	W	Colorado College	11-3
1/15	W	North Dakota	9-3
1/16	L	North Dakota	1-4
1/22	T	U.S. Olympics	4-4 (ot)
1/23	L	U.S. Olympics	2-6
1/29	L	@ Michigan Tech	6-8
1/30	L	@ Michigan Tech	1-6
2/2	W	Czech. Olympics	3-2
2/5	W	Michigan	6-3
2/6	L	Michigan	2-4
2/12	L	@ North Dakota	5-6
2/13	L	@ North Dakota	1-5
2/19	W	Michigan State	5-0
2/20	W	Michigan State	10-2
2/26	L	@ Michigan	2-3
2/27	W	@ Michigan	4-3 (ot)
3/4	W	@ Michigan State	5-4 (ot)
3/5	L	@ Michigan State	3-4

OVERALL: 9-16-2 WCHA: 8-15-1 (6th)

1960-61COACH: JOHN MARIUCCI

WCHA PLAYOFF CHAMPIONS NCAA FROZEN FOUR

Player	G	A	TP	PIM
Jerry Norman, W	20	14	34	17
Oscar Mahle, W	13	10	23	28
Gary Schmalzbauer, W	12	10	22	4
Len Lilyholm, C	7	13	20	14
Larry Smith, C	8	11	19	6

Goaltenders	GP	GA	Saves	GAA
Mike Larson	17	54	472	3.20
Chuck Steinweg	3	14	91	4.70

12/2	W	@ Michigan State	6-3
12/3	W	@ Michigan State	6-5
12/16	L	U.S. Nationals	3-6
12/17	L	vs. U.S. Nationals ^	0-4
12/18	W	vs. U.S. Nationals %	5-2
12/19	L	U.S. Nationals	5-8
12/28	L	Soviet Olympics	2-10
1/6	W	Colorado College	9-6
1/7	W	Colorado College	4-2

1/13	W	Michigan	4-2
1/14	L	Michigan	2-4
1/20	L	@ Michigan	3-4
1/21	L	@ Michigan	3-9
1/27	W	Michigan State	5-2
1/28	W	Michigan State	7-3
2/3	W	@ North Dakota	9-2
2/4	L	@ North Dakota	3-4 (ot)
2/10	L	@ Michigan Tech	0-6
2/11	L	@ Michigan Tech	2-3 (ot)
2/17	W	Michigan Tech	5-1
2/18	W	Michigan Tech	3-2
2/25	W	@ Colorado College	12-2
2/26	W	@ Colorado College	7-1
3/3	W	North Dakota	6-4
3/4	W	North Dakota	4-3
3/10	W	Michigan *	3-1
3/11	T	Michigan *	3-3 (ot)
3/17	L	vs. Denver !	1-6
3/18	W	vs. RPI !	4-3

OVERALL: 17-11-1 WCHA: 14-6-0 (2nd)

^ at Duluth, Minn.

% at Virginia, Minn.

* WCHA Playoffs, Williams Arena

! NCAA Finals, Denver, Colo.

1961-62COACH: JOHN MARIUCCI

Player	G	A	TP	PIM
Ron Constantine, W	15	13	28	16
Len Lilyholm, W	9	19	28	18
Jim Stordahl, C	8	14	22	14
Dave Brooks, C	13	8	21	16
Gary Schmalzbauer, W	9	11	20	0

Goaltenders	GP	GA	Saves	GAA
Mike Larson	22	71	564	3.23
Ron Braatz	1	4	25	4.00
Chuck Steinweg	1	0	18	0.00

12/15	W	Colorado College	10-2
12/16	W	Colorado College	7-3
12/29	W	Harvard	7-2
12/30	W	Harvard	4-3
1/5	L	@ Michigan State	3-5
1/6	L	@ Michigan State	2-5
1/12	L	Michigan Tech	1-5
1/13	L	Michigan Tech	2-4
1/19	W	Minnesota-Duluth	6-1
1/20	W	@ Minnesota-Duluth	6-4
1/26	T	Michigan State	1-1 (ot)
1/27	L	Michigan State	3-5
2/2	W	@ Colorado College	11-4
2/3	W	@ Colorado College	9-3
2/9	W	North Dakota	4-1
2/10	L	North Dakota	4-5 (ot)
2/16	L	@ Michigan Tech	3-6
2/17	L	@ Michigan Tech	2-3 (ot)
2/23	L	@ North Dakota	2-3
2/24	L	@ North Dakota	5-6
2/26	T	Swedish Nationals	3-3 (ot)

OVERALL: 9-10-2 WCHA: 5-10-1 (7th)

YEAR-BY-YEAR RECORDS

1962-63COACH: JOHN MARIUCCI

Player	G	A	TP	PIM
Lou Nanne, D	14	29	43	30
Gary Schmalzbauer, W	22	13	35	12
Larry Stordahl, W	14	15	29	16
Jim Stordahl, C	11	18	29	6
Len Lilyholm, W	3	26	29	8

Goaltender	GP	GA	Sv.	%	GAA
Roger Groth	26	76	640	.894	2.92
Bill Fabian	6	17	113	.817	2.83

11/30	W	@	Michigan Tech	3-2
12/1	L	@	Michigan Tech	0-1
12/15	W		Minnesota-Duluth	7-2
12/21	W		Minnesota-Duluth	7-2
12/22	T	@	Minnesota-Duluth	4-4 (ot)
12/27	W	vs.	Providence ^	5-4
12/28	W	vs.	McMaster ^	5-1
12/29	W	@	RPI ^	6-3
1/4	W		Michigan	6-4
1/5	T		Michigan	3-3 (ot)
1/11	L		North Dakota	4-6
1/12	L		North Dakota	2-3
1/18	T		Michigan Tech	2-2 (ot)
1/19	W		Michigan Tech	6-3
1/25	W	@	Colorado College	7-3
1/26	L	@	Colorado College	5-6
2/1	W		Colorado College	6-5
2/2	W		Colorado College	3-1
2/8	W	@	Michigan	6-3
2/9	T	@	Michigan	5-5 (ot)
2/12	W	@	Minnesota-Duluth	7-1
2/15	W		Michigan State	7-4
2/16	W		Michigan State	6-1
2/22	L	@	North Dakota	3-4
2/23	L	@	North Dakota	3-4
3/1	W	@	Michigan State	7-1
3/2	L	@	Michigan State	3-6

OVERALL: 16-7-4 WCHA: 10-7-3 (4th)

^ RPI Invitational, Troy, N.Y.

1963-64COACH: JOHN MARIUCCI

Player	G	A	TP	PIM
Roy Nystrom, W	17	19	36	2
Craig Falkman, W	16	18	34	43
Lorne Grosso, C	11	18	29	14
Doug Woog, C	11	13	24	24
Bruce Larson, W	13	7	20	8

Goaltender	GP	GA	Sv.	%	GAA
John Lothrop	26	110	834	.833	4.23

11/29	L		Minnesota-Duluth	2-5
11/30	L		Minnesota-Duluth	5-7
12/17	L		U.S. Olympics	3-11
12/20	W		Boston University ^	4-2
12/21	W		Northeastern ^	5-1
12/22	L		Harvard ^	2-5
1/5	W		Army	6-3
1/10	L		Michigan	1-5
1/11	W		Michigan	6-5
1/17	L		Minnesota-Duluth	3-6
1/18	W		Minnesota-Duluth	4-1

1/24	W		Michigan State	6-2
1/25	W		Michigan State	4-2
1/31	W	@	Michigan State	7-6
2/1	W	@	Michigan State	4-2
2/7	W		Colorado College	3-0
2/8	W		Colorado College	4-2
2/14	L	@	Colorado College	4-8
2/15	L	@	Colorado College	6-7
2/21	L	@	Michigan	3-6
2/22	L	@	Michigan	2-8
2/28	W	@	North Dakota	4-2
2/29	W	@	North Dakota	5-4 (ot)
3/6	W		North Dakota	5-3
3/7	L		North Dakota	1-3

OVERALL: 14-11-0 WCHA: 10-6-0 (3rd)

^ Boston Christmas Tournament, Boston, Mass.

1964-65COACH: JOHN MARIUCCI

Player	G	A	TP	PIM
Doug Woog, C	26	21	47	27
Gary Hokanson, W	14	22	36	38
Roy Nystrom, W	16	16	32	4
Craig Falkman, W	14	18	32	50
Larry Stordahl, W/D	11	20	31	44

Goaltender	GP	GA	Sv.	%	GAA
John Lothrop	29	124	869	.875	4.28

11/27	W		Colorado College	5-4
11/28	W		Colorado College	7-4
12/4	L		Michigan	6-7
12/5	W		Michigan	10-3
12/9	L		Minnesota-Duluth	5-6
12/29	L		Manitoba	5-9
1/1	W	@	Wisconsin	7-2
1/2	W	@	Wisconsin	6-1
1/8	L		Michigan State	3-4
1/9	W		Michigan State	5-2
1/15	L		Michigan Tech	1-4
1/16	W		Michigan Tech	5-4
1/22	L	@	Michigan State	5-7
1/23	W	@	Michigan State	6-5
1/29	L		North Dakota	4-5 (ot)
1/30	L		North Dakota	1-3
2/5	W		Minnesota-Duluth	9-3
2/6	W		Minnesota-Duluth	5-2
2/13	W	@	Colorado College	6-4
2/14	W	@	Colorado College	8-4
2/15	T		U.S. Nationals	5-5 (ot)
2/19	W		Michigan	5-4
2/20	W		Michigan	5-3
2/23	L		Minnesota-Duluth	2-4
2/26	L	@	North Dakota	0-6
2/27	L	@	North Dakota	4-5
3/5	L	@	Michigan Tech *	4-8
3/6	T	@	Michigan Tech *	3-3 (ot)

OVERALL: 14-12-2 WCHA: 10-8-0 (3rd)

* WCHA Playoffs, Houghton, Mich.

YEAR-BY-YEAR RECORDS

1965-66COACH: JOHN MARIUCCI

Player	G	A	TP	PIM
Gary Gambucci, W	23	17	40	18
Chuck Norby, W	15	23	38	16
Lorne Grosso, C	12	24	36	6
Doug Woog, C	11	19	30	38
Bruce Larson, W	16	5	21	22

Goaltender	GP	GA	Sv	%	GAA	SO
John Lothrop	28	94	773	.892	3.36	1

11/27	W	@	Colorado College	4-2
11/28	L	@	Colorado College	0-4
12/3	L		Michigan Tech	3-4
12/4	L		Michigan Tech	2-4
12/18	W		Wisconsin	5-1
12/29	W		Colgate ^	8-4
12/30	W		North Dakota ^	6-4
1/2	W	@	Minnesota-Duluth	5-4
1/7	L		Michigan	4-5
1/8	L		Michigan	1-3
1/14	W	@	Michigan State	7-5
1/15	W	@	Michigan State	5-1
1/21	W		Colorado College	8-4
1/22	W		Colorado College	10-0
1/28	W		Michigan State	6-5 (ot)
1/29	L		Michigan State	3-4
2/4	W	@	North Dakota	3-1
2/5	W	@	North Dakota	5-4
2/8	W		Minnesota-Duluth	5-3
2/11	W	@	Michigan	5-4
2/12	W	@	Michigan	3-2
2/18	L		North Dakota	2-6
2/19	W		North Dakota	6-1
2/22	L	@	Wisconsin	4-5 (ot)
2/25	L	@	Michigan Tech	1-5
2/26	L	@	Michigan Tech	4-5
3/3	L	@	North Dakota	2-4

OVERALL: 16-11-0 WCHA: 13-9-0 (T-2nd)

^ St. Paul College Hockey Tournament

1966-67COACH: GLEN SONMOR

Player	G	A	TP	PIM
Jack Dale, C	17	26	43	40
Dennis Zacho, W	17	21	38	45
Mike Crupi, W	14	14	28	82
Gary Gambucci, W	17	10	27	23
Rob Shattuck, W	14	12	26	39

Goaltender	GP	GA	Sv	%	GAA	SO
Pete Roussopoulos	12	49	337	.873	4.08	0
Rich Peterson	6	27	153	.850	4.29	0
Mike Lechtman	7	36	204	.850	4.68	0
Chuck Holt	5	34	118	.765	6.80	0

11/19	L	@	Minnesota-Duluth	1-8
11/26	L	@	Colorado College	6-8
11/27	L	@	Colorado College	3-5
12/2	W		Michigan State	5-4 (ot)
12/3	L		Michigan State	2-3 (ot)
12/17	W	@	Wisconsin	7-1
12/20	L	vs.	Boston University ^	5-8
12/21	W	vs.	St. Lawrence ^	11-3
12/28	W		Army ~	12-1

12/29	W		Michigan State ~	9-3
1/6	L		North Dakota	4-5 (ot)
1/7	L		North Dakota	2-3
1/13	L	@	Michigan	5-10
1/14	L	@	Michigan	4-5
1/20	W		Minnesota-Duluth	9-4
1/21	L		Minnesota-Duluth	4-7
1/27	W		Michigan Tech	4-3
1/28	L		Michigan Tech	1-5
2/3	L	@	Michigan State	4-6
2/4	L	@	Michigan State	3-6
2/10	L	@	North Dakota	2-3
2/11	L	@	North Dakota	2-3
2/17	W		Colorado College	6-5
2/18	L		Colorado College	3-4
2/23	L	@	Michigan Tech	3-4
2/24	L	@	Michigan Tech	1-2 (ot)
3/3	T		Michigan	4-4 (ot)
3/4	W		Michigan	10-8
3/7	L		North Dakota *	2-7

OVERALL: 9-19-1 WCHA: 5-17-1 (8th)

^ ECAC Tournament, New York, N.Y.

~ St. Paul Hockey Classic

* WCHA Playoffs, Grand Forks, N.D.

1967-68COACH: GLEN SONMOR

Player	G	A	TP	PIM
Bill Klatt, W	23	20	43	14
Gary Gambucci, C	12	29	41	31
Pete Fichuk, C	16	22	38	22
Greg Hughes, C	21	13	34	20
Pat Dufour, W	15	13	28	10

Goaltender	GP	GA	Sv	%	GAA	SO
Murray McLachlan	29	96	801	.893	3.36	2
Ron Docken	2	13	55	.809	5.42	0

11/18	W	@	Minnesota-Duluth	5-1
11/24	W	@	Colorado College	5-1
11/25	W	@	Colorado College	6-3
12/1	W		Colorado College	8-1
12/2	W		Colorado College	8-4
12/15	L		U.S. Nationals	4-8
12/19	W		Minnesota-Duluth	7-2
12/28	W		Michigan State ^	6-3
12/30	W		Michigan ^	3-1
1/5	L		North Dakota	1-4
1/6	L		North Dakota	1-5
1/9	W	@	Wisconsin	5-2
1/12	L	@	Michigan	2-3
1/13	L	@	Michigan	6-7
1/19	W		Michigan State	3-2
1/20	W		Michigan State	8-3
1/26	L		Michigan	4-5
1/27	L		Michigan	4-7
2/2	W	@	North Dakota	3-2
2/3	W	@	North Dakota	3-0
2/9	W		Wisconsin	3-2 (ot)
2/10	W		Wisconsin	5-3
2/16	W		Minnesota-Duluth	4-0
2/17	W	@	Minnesota-Duluth	6-5
2/23	L	@	Michigan State	2-5
2/24	W	@	Michigan State	6-2
3/1	L	@	Michigan Tech	4-5

YEAR-BY-YEAR RECORDS

3/2	L	@	Michigan Tech	2-4
3/5	W	@	Michigan *	5-3
3/8	L	@	Denver **	0-9
3/9	L	@	Denver **	3-7

OVERALL: 19-12-0 WCHA: 13-9-0 (5th)

^ Big Ten Tournament, Williams Arena

* WCHA Playoffs, Ann Arbor, Mich.

** WCHA Playoffs, Denver, Colo.

1968-69COACH: GLEN SONMOR

Player	G	A	TP	PIM
Pete Fichuk, C	21	24	45	36
Bill Klatt, W	19	22	41	24
Rick Yurich, W	18	21	39	28
Steve Hall, C	9	15	24	0
Wally Olds, D	6	12	18	6

Goaltender	GP	GA	Sv	%	GAA	SO
Murray McLachlan	24	74	750	.910	3.13	1
Ron Docken	7	26	177	.871	3.71	0

11/22	L	@	Minnesota-Duluth	3-5
11/23	W	@	Minnesota-Duluth	3-1
11/29	W	@	Colorado College	6-3
11/30	W	@	Colorado College	8-2
12/4	W		Wisconsin	5-1
12/20	W		College All-Stars ~ #	6-5
12/21	L		North Dakota ~	4-5 (ot)
12/26	W	vs.	Ohio State ^	10-1
12/27	L	vs.	Michigan ^	4-6
12/28	T	@	Wisconsin ^	3-3
1/3	L		North Dakota	2-3
1/4	W		North Dakota	5-2
1/8	L	@	Wisconsin	3-7
1/10	L	@	North Dakota	2-6
1/11	L	@	North Dakota	3-5
1/17	T		Michigan State	2-2 (ot)
1/18	L		Michigan State	1-2 (ot)
1/24	L		Michigan Tech	2-3
1/25	T		Michigan Tech	1-1 (ot)
1/31	W	@	Michigan	6-3
2/1	L	@	Michigan	0-5
2/7	W		Minnesota-Duluth	4-3
2/8	W		Minnesota-Duluth	6-1
2/14	W		Michigan	4-3
2/15	L		Michigan	2-4
2/21	L	@	Michigan State	1-2
2/22	W	@	Michigan State	1-0
2/28	W		Colorado College	5-3
3/1	W		Colorado College	7-1
3/7	L	@	Michigan *	4-8

OVERALL: 13-13-3 WCHA: 11-9-2 (5th)

~ St. Paul Hockey Classic

Exhibition

^ Big Ten Tournament, Madison, Wis.

* WCHA Playoffs, Ann Arbor, Mich.

1969-70COACH: GLEN SONMOR

WCHA CHAMPIONS

Player	G	A	TP	PIM
Mike Antonovich, C	23	20	43	60
Dean Blais, C	16	17	33	27
Mike Kurtz, W	12	18	30	24
Ron Peltier, C	7	20	27	28
Craig Sarner, W	13	10	23	2

Goaltender	GP	GA	Sv	%	GAA	SO
Murray McLachlan	29	99	929	.904	3.41	2
Bill Bidon	2	4	60	.938	2.50	1
Ron Docken	2	7	85	.924	3.50	0

11/14	L	@	Minnesota-Duluth	3-7
11/15	W	@	Minnesota-Duluth	3-2 (ot)
11/28	W	@	Colorado College	9-5
11/29	W	@	Colorado College	4-2
12/5	L		North Dakota	3-4 (ot)
12/6	W		North Dakota	5-2
12/21	L	vs.	Wisconsin ^	3-4 (ot)
12/22	W	vs.	Ohio State ^	4-0
12/23	L	@	Michigan ^	1-6
12/31	L		U.S. Nationals	1-4
1/2	W		Colorado College	8-3
1/3	W		Colorado College	6-3
1/9	W		Minnesota-Duluth	5-3
1/10	W		Minnesota-Duluth	2-1 (ot)
1/16	W	@	Michigan State	3-2 (ot)
1/17	L	@	Michigan State	1-4
1/23	W		Michigan	8-6
1/24	W		Michigan	6-3
1/30	W	@	Michigan Tech	6-4
1/31	L	@	Michigan Tech	0-4
2/6	L	@	Wisconsin	1-10
2/7	W	@	Wisconsin	5-3
2/13	W		Michigan State	8-0
2/14	W		Michigan State	4-2
2/17	W		U.S. Nationals	5-4
2/20	L	@	North Dakota	3-5
2/21	W	@	North Dakota	1-0
2/27	W		Wisconsin	4-1
2/28	L		Wisconsin	0-2
3/6	W	@	Michigan	6-4
3/7	L	@	Michigan	2-4
3/12	W	@	Minnesota-Duluth *	3-2 (3 ot)
3/13	L	vs.	Michigan Tech *	5-6

OVERALL: 21-12-0 WCHA: 18-8-0 (1st)

^ Big Ten Tournament, Ann Arbor, Mich.

* WCHA Playoffs, Duluth, Minn.

YEAR-BY-YEAR RECORDS

1970-71COACH: GLEN SONMOR

WCHA PLAYOFF CHAMPIONS

NCAA FROZEN FOUR

Player	G	A	TP	PIM
Dean Blais, W	16	24	40	14
Ron Peltier, C	6	27	33	28
Mike Antonovich, C	14	18	32	20
Craig Sarner, W	12	19	31	17
Doug Peltier, W	13	16	29	42

Goaltender	GP	GA	Sv	%	GAA	SO
Dennis Erickson	16	54	463	.899	3.3	2
Brad Shelstad	15	59	375	.866	4.1	0
Bill Bidon	3	16	73	.820	6.4	0

11/13	L	@	Minnesota-Duluth	3-6
11/14	L	@	Minnesota-Duluth	2-7
11/20	W		Michigan State	4-3
11/21	L		Michigan State	1-2
11/27	L	@	Colorado College	5-6
11/28	L	@	Colorado College	5-8
12/5	L		U.S. Nationals	4-5
12/21	W	@	Boston College	10-5
12/22	L	@	Boston University	0-3
12/26	W	@	Polish Nationals	2-1
12/27	T	@	Chaux-de-Fonds	5-5 (ot)
12/28	L	@	Swiss Nationals	0-3
1/8	W		Minnesota-Duluth	5-1
1/9	W		Minnesota-Duluth	3-1
1/15	L		Michigan Tech	2-6
1/16	L		Michigan Tech	2-4
1/22	L	@	Michigan State	4-8
1/23	W	@	Michigan State	4-3
1/29	L		North Dakota	1-4
1/30	W		North Dakota	6-0
2/5	W		Wisconsin	6-5 (ot)
2/6	L		Wisconsin	3-6
2/12	T	@	North Dakota	3-3 (ot)
2/13	W	@	North Dakota	2-0
2/19	L	@	Wisconsin	1-4
2/20	L	@	Wisconsin	2-3 (ot)
2/26	W		Michigan	7-3
2/27	W		Michigan	6-5 (ot)
3/3	L		U.S. Nationals	1-4
3/11	W	@	Wisconsin *	4-3
3/13	W	vs.	North Dakota *	5-2
3/19	W	vs.	Harvard !	6-5 (ot)
3/20	L	vs.	Boston University !	2-4

OVERALL: 14-17-2 WCHA: 9-12-1 (5th)

* WCHA Playoffs, Madison, Wis.

! NCAA Finals, Syracuse, N.Y.

1971-72COACH: GLEN SONMOR

(Note: Sonmor left in December 1971, and was replaced by interim coach Ken Yackel, Sr.)

Player	G	A	TP	PIM
Doug Peltier, W	22	14	36	30
Dean Blais, W	10	24	34	28
John Matschke, W	6	15	21	34
Jim Gambucci, C	8	12	20	0
Pete Anderson, W	11	7	18	33

Goaltender	GP	GA	Sv	%	GAA	SO
Doug Hastings	12	49	405	.900	3.90	1
Dennis Erickson	15	75	473	.866	4.90	0
Brad Shelstad	6	33	204	.860	5.80	0

11/12	L	@	Minnesota-Duluth	1-4
11/13	L	@	Minnesota-Duluth	2-5
11/19	L	@	Michigan State	2-3
11/20	W	@	Michigan State	3-1
11/26	L	@	Colorado College	2-5
11/27	L	@	Colorado College	4-5
12/3	L	@	Michigan Tech	1-5
12/4	L	@	Michigan Tech	3-5
12/7	L		U.S. Olympics	0-8
12/17	L		Minnesota-Duluth	3-15
12/18	W		Minnesota-Duluth	5-3
12/29	L	vs.	Boston University ^	3-4 (2 ot)
12/30	W	vs.	Colgate ^	7-6 (ot)
1/7	L	@	Wisconsin	1-9
1/8	W	@	Wisconsin	3-0
1/12	L		U.S. Olympics #	4-7
1/14	L		North Dakota	3-7
1/15	L		North Dakota	3-4
1/21	L		Notre Dame	4-5
1/22	L		Notre Dame	3-8
1/28	L		Denver	2-3
1/29	L		Denver	1-2
2/4	W		Wisconsin	4-2
2/5	W		Wisconsin	7-5
2/11	L		Michigan State	2-7
2/12	L		Michigan State	3-6
2/18	L		Colorado College	2-6
2/19	W		Colorado College	6-3
2/25	L	@	North Dakota	2-4
2/26	W	@	North Dakota	5-1
3/3	L	@	Michigan	3-5
3/4	L	@	Michigan	3-4

OVERALL: 8-24-0 WCHA: 7-21-0 (10th)

^ Syracuse Holiday Tourney

Met Center

YEAR-BY-YEAR RECORDS

1972-73.....COACH: HERB BROOKS

Player	G	A	TP	PIM
Mike Polich, C	18	14	32	34
Dean Blais, W	14	18	32	26
Jim Gambucci, C	14	12	26	2
Les Auge, D	3	23	26	36
Cal Cossalter, C	16	9	25	22

Goaltender	GP	GA	Sv	%	GAA	SO
Brad Shelstad	23	74	715	.906	3.3	0
Doug Hastings	12	55	331	.860	4.6	0

11/3	W	Manitoba		4-1
11/4	W	Manitoba		9-2
11/10	L @	Denver		2-6
11/11	L @	Denver		3-4
11/17	L	Michigan State		3-5
11/18	T	Michigan State		3-3 (ot)
11/24	L @	Notre Dame		2-3
11/25	W @	Notre Dame		7-1
12/1	L @	Michigan		6-7
12/2	W @	Michigan		7-3
12/22	T	Wisconsin		4-4 (ot)
12/23	W	Wisconsin		4-2
12/29	W @	St. Louis ^		6-5
12/30	L vs.	Wisconsin ^		1-5
1/5	L @	Michigan State		2-6
1/6	L @	Michigan State		1-3
1/12	L @	North Dakota		3-6
1/13	T @	North Dakota		2-2 (ot)
1/19	W	Colorado College		3-2
1/20	W	Colorado College		5-2
1/26	W	Michigan Tech		4-3 (ot)
1/27	L	Michigan Tech		3-6
2/2	W @	Minnesota-Duluth		3-2
2/3	L @	Minnesota-Duluth		5-7
2/9	W	North Dakota		3-2 (ot)
2/10	W	North Dakota		5-1
2/16	W	Michigan		4-1
2/17	W	Michigan		3-2
2/23	L	Minnesota-Duluth		0-8
2/24	L	Minnesota-Duluth		3-5
3/2	W @	Wisconsin		4-3
3/3	L @	Wisconsin		0-3
3/5	L @	Wisconsin *		6-8
3/6	L @	Wisconsin *		4-6

OVERALL: 15-16-3 WCHA: 12-13-3 (6th)

^ St. Louis Holiday Tournament

* WCHA Playoffs, Madison, Wis.

1973-74.....COACH: HERB BROOKS

WCHA PLAYOFF CHAMPIONS NCAA FROZEN FOUR NCAA CHAMPIONS

Player	G	A	TP	PIM
Mike Polich, C	19	33	52	36
John Harris, C	17	27	44	4
Buzz Schneider, W	24	15	39	38
John Sheridan, C	24	14	38	42
John Matschke, W	15	23	38	20

Goaltender	GP	GA	Sv	%	GAA	SO
Brad Shelstad	34	111	1075	.906	3.10	0
Bill Moen	6	25	152	.859	4.20	0
Eric Lockwood	1	6	26	.813	6.00	0

10/27	L @	Minnesota-Duluth		3-4
11/2	L	Wisconsin		2-3
11/3	L	Wisconsin		2-8
11/9	T	Michigan		4-4 (ot)
11/10	L	Michigan		3-4
11/16	W	North Dakota		7-3
11/17	W	North Dakota		11-3
11/23	W @	Michigan State		6-3
11/24	W @	Michigan State		4-3
11/30	W	St. Louis		3-2
12/1	W	St. Louis		7-5
12/14	T	Minnesota-Duluth		3-3 (ot)
12/15	W	Minnesota-Duluth		6-5
12/27	W vs.	Harvard ^		6-3
12/28	L @	St. Louis ^		2-6
12/29	L	Czech. Nationals #		1-7
1/4	W @	North Dakota		2-1
1/5	W @	North Dakota		2-1
1/11	L @	Minnesota-Duluth		3-4
1/12	L @	Minnesota-Duluth		2-5
1/18	W	Michigan State		9-4
1/19	W	Michigan State		6-3
1/25	W @	Michigan		4-2
1/26	L @	Michigan		3-6
2/1	L	Denver		5-6
2/2	W	Denver		10-2
2/8	T @	Wisconsin		3-3 (ot)
2/9	T @	Wisconsin		4-4 (ot)
2/15	W	Notre Dame		7-2
2/16	W	Notre Dame		6-3
2/22	W @	Colorado College		2-1
2/23	T @	Colorado College		6-6 (ot)
3/1	L @	Michigan Tech		2-5
3/2	L @	Michigan Tech		1-4
3/5	W	Michigan *		5-1
3/6	W	Michigan *		5-4
3/9	T	Denver *		3-3 (ot)
3/10	W	Denver *		2-1
3/14	W vs.	Boston University !		5-4
3/15	W vs.	Michigan Tech !		4-2

OVERALL: 22-11-6 WCHA: 14-9-5 (2nd)

^ St. Louis Holiday Tournament

World Cup, Met Center (exhibition game)

* WCHA Playoffs, Williams Arena

! NCAA Finals, Boston, Mass.

YEAR-BY-YEAR RECORDS

1974-75.....COACH: HERB BROOKS

WCHA CHAMPIONS WCHA PLAYOFF CHAMPIONS NCAA FROZEN FOUR

Player	G	A	TP	PIM
Mike Polich, C	25	37	62	84
Tom Vannelli, C	17	35	52	22
Pat Phippen, W	22	29	51	42
Warren Miller, W	16	21	37	40
Buzz Schneider, W	19	17	36	63

Goaltender	W-L-T	GP	GA	Sv.	%	GAA	SO
Larry Thayer	19-3-1	23	61	577	.904	2.60	2
Jeff Tscherne	7-3-0	11	36	341	.905	3.30	0
Bill Moen	5-4-0	9	36	245	.872	4.10	1

10/25	L	@	Minnesota-Duluth			3-4	
10/26	W	vs.	Minnesota-Duluth ^			3-2 (ot)	
11/1	W	@	Michigan State			4-3 (ot)	
11/2	L	@	Michigan State			3-4	
11/8	W		North Dakota			5-4	
11/9	W		North Dakota			5-0	
11/15	L		Michigan			1-10	
11/16	W		Michigan			7-5	
11/22	L	@	Colorado College			3-7	
11/23	L	@	Colorado College			2-4	
11/29	W		Minnesota-Duluth			5-4	
11/30	W		Minnesota-Duluth			3-2 (ot)	
12/13	W	@	St. Louis			5-4 (ot)	
12/14	W	@	St. Louis			5-4 (ot)	
12/20	W		Michigan Tech			4-2	
12/21	W		Michigan Tech			6-3	
12/27	L	@	Wisconsin			1-2	
12/28	W	@	Wisconsin			4-1	
1/3	W		Wisconsin			4-2	
1/4	W		Wisconsin			3-1	
1/10	W		Notre Dame			8-1	
1/11	W		Notre Dame			5-3	
1/17	W	@	Minnesota-Duluth			6-5	
1/18	W	@	Minnesota-Duluth			7-6 (ot)	
1/24	L	@	Michigan			2-5	
1/25	W	@	Michigan			5-2	
1/31	W		Colorado College			6-2	
2/1	W		Colorado College			7-1	
2/7	W	@	North Dakota			7-0	
2/8	W	@	North Dakota			5-2	
2/14	W	@	Denver			8-2	
2/15	W	@	Denver			4-2	
2/21	W		Michigan State			8-3	
2/22	W		Michigan State			4-2	
2/28	L	@	Michigan Tech			0-7	
3/1	L	@	Michigan Tech			4-5	
3/4	W		Minnesota-Duluth *			6-0	
3/5	W		Minnesota-Duluth *			4-2	
3/8	T		Michigan *			3-3 (ot)	
3/9	W		Michigan *			5-2	
3/13	W	vs.	Harvard !			6-4	
3/15	L	vs.	Michigan Tech !			1-6	

OVERALL: 31-10-1 WCHA: 24-8-0 (1st)

^ Hall of Fame Game, Eveleth, Minn.

* WCHA Playoffs, Williams Arena

! NCAA Finals, St. Louis, Mo.

1975-76.....COACH: HERB BROOKS

WCHA PLAYOFF CHAMPIONS NCAA FROZEN FOUR NCAA CHAMPIONS

Player	G	A	TP	PIM
Tom Vannelli, C	26	43	69	72
Warren Miller, W	26	31	57	52
Pat Phippen, W	17	33	50	50
Tom Youngghans, W	19	24	43	94
Reed Larson, D	13	29	42	94

Goaltender	W-L-T	GP	GA	Sv.	%	GAA	SO
Jeff Tscherne	19-9-1	29	104	864	.893	3.50	0
Tom Mohr	8-3-1	12	33	316	.911	2.70	0
Steve Janaszak	1-2-0	4	21	75	.781	5.30	0

10/25	W	vs.	U.S. Olympics ^				5-2
10/27	W		St. Louis				4-3
10/28	W		St. Louis				6-3
11/7	W		Minnesota-Duluth				5-4 (ot)
11/8	W		Minnesota-Duluth				4-2
11/14	L	@	Denver				2-3 (ot)
11/15	W	@	Denver				5-1
11/21	L	@	Michigan State				1-3
11/22	W	@	Michigan State				4-2
11/28	L		Wisconsin				2-4
11/29	W		Wisconsin				6-1
12/3	L		U.S. Olympics				1-3
12/5	W		North Dakota				4-2
12/6	L		North Dakota				3-6
12/19	W		Colorado College				6-2
12/20	W		Colorado College				3-2
12/26	W	@	St. Louis				7-4
12/28	W	@	St. Louis				7-5
1/2	W		Michigan Tech				10-5
1/3	L		Michigan Tech				2-8
1/9	W	@	Notre Dame				6-3
1/10	T	@	Notre Dame				4-4 (ot)
1/16	W		Denver				3-1
1/17	W		Denver				6-4
1/23	L	@	Michigan				3-7
1/24	L	@	Michigan				3-5
1/30	W	@	Minnesota-Duluth				5-3
1/31	W	@	Minnesota-Duluth				6-3
2/6	L		Michigan State				2-4
2/7	L		Michigan State				4-5 (ot)
2/13	W	@	Wisconsin				5-4 (ot)
2/14	L	@	Wisconsin				3-9
2/20	W	@	Colorado College				4-1
2/21	L	@	Colorado College				3-4
2/27	L		Michigan				2-5
2/28	W		Michigan				7-4
3/5	W	@	North Dakota				5-3
3/6	L	@	North Dakota				1-5
3/10	W		Colorado College *				7-4
3/11	W		Colorado College *				5-1
3/13	T	@	Michigan State **				2-2 (ot)
3/14	W	@	Michigan State **				7-6 (3 ot)
3/26	W	vs.	Boston University !				4-2
3/27	W	vs.	Michigan Tech !				6-4

OVERALL: 28-14-2 WCHA: 18-13-1 (3rd)

^ Hall of Fame Game, Eveleth, Minn. * WCHA Playoffs, Williams Arena

** WCHA Playoffs, East Lansing, Mich.

! NCAA Finals, Denver, Colo.

YEAR-BY-YEAR RECORDS

1976-77.....COACH: HERB BROOKS

Player	G	A	TP	PIM	PP	GW
Tom Vannelli, C	26	30	56	56	15	1
Tom Gorence, W	22	27	49	44	10	1
Joe Micheletti, D	9	39	48	53	8	1
Bruce Lind, W	11	33	44	84	5	2
Phil Verchota, W	21	19	40	45	8	0

Goaltender	W-L-T	GP	GA	Sv.	%	GAA	SO
Paul Joswiak	5-6-1	13	58	433	.882	4.40	0
Steve Janaszak	6-9-2	19	86	588	.872	4.70	0
Jeff Tscherne	6-7-0	11	54	361	.870	5.10	0

10/16	W	vs.	Minnesota-Duluth ^			9-5	
10/22	L		St. Louis			3-7	
10/23	W		St. Louis			6-4	
10/29	W		Minnesota-Duluth			4-3	
10/30	T		Minnesota-Duluth			3-3 (ot)	
11/5	L	@	Michigan			6-8	
11/6	L	@	Michigan			3-6	
11/12	W		Michigan State			6-3	
11/13	W		Michigan State			6-2	
11/19	L		North Dakota			3-4	
11/20	W		North Dakota			3-2	
11/26	T	@	Colorado College			3-3 (ot)	
11/27	L	@	Colorado College			4-5	
12/3	L		Wisconsin			3-4 (ot)	
12/4	L		Wisconsin			2-7	
12/17	L	@	Lake Superior State			3-6	
12/27	W		Harvard			4-3 (ot)	
12/29	L		Notre Dame %			5-6	
12/30	W		Notre Dame %			3-2	
1/2	L		Russian Spartak #			4-9	
1/7	L	@	Wisconsin			1-7	
1/8	W	@	Wisconsin			5-4	
1/14	W		Denver			4-3	
1/15	L		Denver			4-6	
1/21	W	@	Michigan State			4-3	
1/22	W	@	Michigan State			3-2 (ot)	
1/29	L	@	Michigan Tech			3-6	
1/30	L	@	Michigan Tech			5-7	
2/4	L		Notre Dame			2-3	
2/5	T		Notre Dame			3-3 (ot)	
2/11	W	@	Minnesota-Duluth			6-4	
2/12	W	@	Minnesota-Duluth			7-3	
2/18	L		Michigan			1-3	
2/19	L		Michigan			6-7	
2/25	L		Colorado College			5-7	
2/26	L		Colorado College			7-8	
3/4	W	@	North Dakota			7-4	
3/5	W	@	North Dakota			8-6	
3/9	L	@	Notre Dame *			1-5	
3/10	W	@	Notre Dame *			9-2	
3/11	L	@	Wisconsin **			5-9	
3/12	L	@	Wisconsin **			3-8	

OVERALL: 17-21-3 WCHA: 13-16-3 (7th)

^ Hall of Fame Game, Eveleth, Minn.

% St. Paul Civic Center

Exhibition, Met Center

* WCHA Playoffs, South Bend, Ind.

** WCHA Playoffs, Madison, Wis.

1977-78.....COACH: HERB BROOKS

Player	G	A	TP	PIM	PP	GW
Steve Christoff, C	32	34	66	18	7	3
Tim Harrer, W	22	21	43	36	4	2
Rob McClanahan, C	17	25	42	10	1	3
Bill Baker, D	10	23	33	34	7	1
Eric Strobel, C	11	18	29	30	3	1

Goaltender	GP	W-L-T	GA	Sv.	Min.	GAA	SO
Steve Janaszak	28	14-10-2	106	860	.890	3.85	3
Paul Joswiak	11	8-4-0	43	332	.885	3.91	0

10/28	W		Minnesota-Duluth				5-2
10/29	W		Minnesota-Duluth				3-2
11/4	W	@	Michigan State				4-1
11/5	L	@	Michigan State				3-4 (ot)
11/11	W		North Dakota				8-7 (ot)
11/12	W		North Dakota				6-3
11/18	L	@	Michigan				3-7
11/19	L	@	Michigan				5-7
11/25	L	@	Wisconsin				1-4
11/26	L	@	Wisconsin				3-5
12/2	W		Colorado College				7-6
12/3	W		Colorado College				3-1
12/16	W	@	Denver				6-4
12/17	L	@	Denver				2-9
12/20	W		Ohio State				10-4
12/21	W		Ohio State				3-0
12/28	W		Brown				2-0
12/29	W		Providence				6-4
1/6	T		Notre Dame				5-5 (ot)
1/7	W		Notre Dame				4-1
1/14	W		Michigan				5-3
1/15	W		Michigan				5-2
1/20	L	@	Michigan Tech				4-5 (ot)
1/21	L	@	Michigan Tech				3-5
1/27	W	@	Minnesota-Duluth				4-2
1/28	W	@	Minnesota-Duluth				6-5
2/4	W		Michigan State				10-0
2/5	W		Michigan State				5-3
2/10	L	@	Colorado College				7-8 (ot)
2/11	L	@	Colorado College				5-9
2/17	W		Wisconsin				3-2 (ot)
2/18	L		Wisconsin				1-3
2/24	L		Denver				3-4
2/25	W		Denver				8-7 (ot)
3/3	L	@	North Dakota				2-6
3/4	W	@	North Dakota				4-2
3/10	T		Colorado College *				3-3 (ot)
3/11	L		Colorado College *				4-5

OVERALL: 22-14-2 WCHA: 18-13-1 (4th)

* WCHA Playoffs, Williams Arena

YEAR-BY-YEAR RECORDS

1978-79.....COACH: HERB BROOKS

WCHA PLAYOFF CHAMPIONS

NCAA FROZEN FOUR

NCAA CHAMPIONS

Player	G	A	TP	PIM	PP	GW
Steve Christoff, C	38	39	77	50	7	3
Don Micheletti, W	36	36	72	112	13	5
Neal Broten, C	21	50	71	18	3	3
Bill Baker, D	12	42	54	38	7	0
Tim Harrer, W	28	25	53	38	13	7

Goaltender	GP	W-L-T	GA	Sv.	Min.	GAA	SO
Steve Janaszak	41	29-10-1	131	1116	2428	3.23	1
Jim Jetland	4	3-1-0	14	111	230	3.68	0

10/20	W	vs.	North Dakota #			6-5	
10/21	W	vs.	North Dakota ^			5-3	
10/28	W		Wisconsin			8-4	
10/29	L		Wisconsin			5-9	
11/3	W	@	Michigan State			6-4	
11/4	W	@	Michigan State			6-5 (ot)	
11/10	L		Notre Dame			2-3	
11/11	W		Notre Dame			4-1	
11/17	W	@	Minnesota-Duluth			5-4 (ot)	
11/18	L	@	Minnesota-Duluth			4-5	
11/24	W	@	Colorado College			8-3	
11/25	W	@	Colorado College			8-3	
12/2	W		Michigan			8-2	
12/3	W		Michigan			10-5	
12/15	L	@	North Dakota			1-4	
12/16	W	@	North Dakota			6-3	
12/22	W		Princeton			6-2	
12/23	W		Princeton			6-2	
12/27	W		Harvard			5-4	
12/28	W		Yale			7-3	
1/5	W	@	Michigan			10-1	
1/6	W	@	Michigan			3-0	
1/12	T		Minnesota-Duluth			6-6 (ot)	
1/13	L		Minnesota-Duluth			1-6	
1/19	W	@	Wisconsin			3-2	
1/20	L	@	Wisconsin			3-4	
1/26	L	@	Denver			4-5	
1/27	L	@	Denver			2-4	
2/2	W		Michigan State			7-4	
2/3	W		Michigan State			11-3	
2/10	W		Colorado College			8-5	
2/11	W		Colorado College			9-2	
2/16	L	@	Notre Dame			2-3	
2/17	L	@	Notre Dame			7-8	
2/23	W		Michigan Tech			6-2	
2/24	W		Michigan Tech			7-3	
3/2	W		North Dakota			5-2	
3/3	L		North Dakota			2-4	
3/6	W		Michigan Tech *			5-3	
3/7	W		Michigan Tech *			6-1	
3/10	W		Minnesota-Duluth *			2-1	
3/11	W		Minnesota-Duluth *			6-3	
3/18	W		Bowling Green +			6-3	
3/22	W	vs.	New Hampshire !			4-3	
3/23	W	vs.	North Dakota !			4-3	

OVERALL: 32-11-1 WCHA: 20-11-1 (2nd)

^ Hall of Fame Game, Eveleth, Minn.

* WCHA Playoffs, Williams Arena + NCAA Playoffs, Williams Arena

! NCAA Finals, Detroit, Mich. # Exhibition, Minot, N.D.

1979-80.....COACH: BRAD BUETOW

WCHA PLAYOFF CHAMPIONS

Player	G	A	TP	PIM	PP	GW	SH
Tim Harrer, W	53	29	82	50	27	7	2
Aaron Broten, C	25	47	72	8	16	2	0
Steve Ulseth, W	27	33	60	12	11	2	1
Mike Knoke, D	9	37	46	88	6	0	0
Bart Larson, D	4	32	36	14	1	1	0

Goaltender	GP	W-L-T	GA	Sv.	Min.	GAA	SO
Paul Butters	22	14-9-0	89	631	1338	3.99	0
Jim Jetland	17	10-6-0	77	457	994	4.67	0
Paul Ostby	3	2-0-0	6	64	140	2.61	0

10/26	W		Michigan State			9-8	
10/27	W		Michigan State			11-5	
11/2	L	@	Michigan			2-5	
11/3	L	@	Michigan			2-3	
11/9	W		Colorado College			8-3	
11/10	W		Colorado College			7-4	
11/16	W	@	Minnesota-Duluth			5-4	
11/17	L	@	Minnesota-Duluth			3-6	
11/23	W		Wisconsin			6-5	
11/24	W		Wisconsin			7-2	
11/30	L	@	North Dakota			3-6	
12/1	L	@	North Dakota			6-7 (ot)	
12/14	L	@	Colorado College			3-6	
12/15	L	@	Colorado College			4-6	
12/21	W		Brown			8-2	
12/22	W		Brown			16-2	
12/26	W		Boston University			5-4	
12/27	W		Boston University			5-1	
1/4	W		Notre Dame			6-5 (ot)	
1/5	L		Notre Dame			3-6	
1/11	L		Michigan Tech			5-6	
1/12	W		Michigan Tech			8-2	
1/18	W	@	Denver			7-3	
1/19	W	@	Denver			6-4	
1/25	L		Michigan			3-7	
1/26	W		Michigan			6-2	
2/1	L	@	Michigan State			6-7	
2/2	W	@	Michigan State			7-1	
2/8	W	@	Wisconsin			6-4	
2/9	W	@	Wisconsin			7-6	
2/15	L		North Dakota			3-5	
2/16	L		North Dakota			2-6	
2/22	W		Minnesota-Duluth			7-5	
2/23	L		Minnesota-Duluth			4-7	
2/29	W	@	Notre Dame			3-2	
3/1	W	@	Notre Dame			8-7	
3/7	W		Michigan Tech *			7-2	
3/8	W		Michigan Tech *			6-3	
3/15	W		Colorado College *			5-3	
3/16	W		Colorado College *			8-1	
3/22	L		Northern Michigan +			3-4	

OVERALL: 26-15-0 WCHA: 18-14-0 (2nd)

* WCHA Playoffs, Williams Arena

+ NCAA Playoffs, Williams Arena

YEAR-BY-YEAR RECORDS

1980-81COACH: BRAD BUETOW

WCHA CHAMPIONS

WCHA PLAYOFF CHAMPIONS

NCAA FROZEN FOUR

Player	G	A	TP	PIM	PP	GW	SH	HT
Aaron Broten, C	47	59	106	24	26	10	0	4
Steve Ulseth, W	41	52	93	18	24	4	0	3
Butsy Erickson, W	39	47	86	30	18	6	0	1
Neal Broten, C	17	54	71	56	5	2	0	0
Kevin Hartzell, W	27	32	59	36	6	1	1	0

Goaltender	GP	W-L-T	GA	Sv.	Min.	GAA	SO
Paul Butters	22	15-6-0	77	546	1278	3.61	1
Jim Jetland	21	17-5-0	83	543	1240	4.03	1
Paul Ostby	3	1-1-0	12	85	173	4.17	0

10/18	W	vs.	Michigan Tech ^			6-4	
10/24	W	@	North Dakota			9-8	
10/25	W	@	North Dakota		4-3 (ot)		
10/31	W		Michigan			9-4	
11/1	W		Michigan			5-2	
11/7	W		Notre Dame			4-2	
11/8	L		Notre Dame			5-6	
11/14	L	@	Minnesota-Duluth			0-8	
11/15	L	@	Minnesota-Duluth			5-6	
11/21	W		Denver			4-1	
11/22	W		Denver			7-0	
11/28	W	@	Wisconsin		5-4 (ot)		
11/29	L	@	Wisconsin			3-8	
12/6	L	@	U.S. International			4-6	
12/7	W	@	U.S. International			10-4	
12/19	W		Dartmouth			7-2	
12/20	W		Dartmouth			9-2	
12/28	W		Providence			5-4	
12/29	W		Providence		8-7 (ot)		
1/2	W		Ohio State			6-5	
1/3	W		Ohio State			6-2	
1/9	L	@	Colorado College			4-9	
1/10	L	@	Colorado College			5-7	
1/16	W		Wisconsin			6-3	
1/17	W		Wisconsin			8-4	
1/23	W	@	Michigan			6-2	
1/24	W	@	Michigan			7-3	
1/30	L		North Dakota			1-2	
1/31	W		North Dakota			11-3	
2/7	W		Michigan State			8-3	
2/8	W		Michigan State			4-2	
2/13	L	@	Michigan Tech			3-5	
2/14	W	@	Michigan Tech			8-3	
2/20	W		Minnesota-Duluth			5-2	
2/21	W		Minnesota-Duluth			9-1	
2/27	W	@	Denver			3-0	
2/28	W	@	Denver			4-3	
3/6	W		Minnesota-Duluth *			5-1	
3/7	L		Minnesota-Duluth *			5-7	
3/14	W		Colorado College *			7-1	
3/15	L		Colorado College *			7-9	
3/20	W		Colgate +			9-4	
3/21	W		Colgate +			5-4	
3/26	W	vs.	Michigan Tech !			7-2	
3/27	L	vs.	Wisconsin !			3-6	

OVERALL: 33-12-0 WCHA: 20-8-0 (1st)

^ Hall of Fame Game, Eveleth, Minn. * WCHA Playoffs, Williams Arena
+ NCAA Playoffs, Williams Arena ! NCAA Finals, Duluth, Minn.

1981-82COACH: BRAD BUETOW

Player	G	A	TP	PIM	PP	GW	SH	HT
Butsy Erickson, W	25	20	45	20	6	5	0	1
Kevin Hartzell, C	11	32	43	22	2	3	2	0
Scott Bjugstad, C	29	14	43	24	11	4	0	2
Rick Erdall, C	8	26	34	18	5	1	0	0
Brian Thoresen, W	9	18	27	18	2	0	1	0

Goaltender	GP	W-L-T	GA	GAA	Min.	SV	%	SO
Paul Ostby	20	11-7-1	62	3.11	1197	587	.904	1
Jim Jetland	11	7-4-1	32	3.02	636	285	.899	2
Paul Butters	6	4-1-0	26	4.95	315	145	.848	0

10/23	W		U.S. International			7-0	
10/24	W		U.S. International			8-3	
10/30	W		Northeastern			3-0	
10/31	W		Northeastern			5-2	
11/6	L	@	Wisconsin			1-4	
11/7	T	@	Wisconsin			6-6 (ot)	
11/13	L	@	Denver			3-7	
11/14	W	@	Denver			9-4	
11/20	L		North Dakota			2-5	
11/21	W		North Dakota			7-5	
11/27	W	@	Colorado College			5-3	
11/28	W	@	Colorado College			3-2 (ot)	
12/4	L		Wisconsin			3-6	
12/5	W		Wisconsin			6-4	
12/18	T		Minnesota-Duluth			6-6 (ot)	
12/19	L		Minnesota-Duluth			2-4	
1/2	W		Princeton			7-1	
1/3	W		Princeton			5-4	
1/15	W	@	Minnesota-Duluth			5-1	
1/16	L	@	Minnesota-Duluth			3-6	
1/22	L	@	North Dakota			1-3	
1/23	L	@	North Dakota			1-4	
1/29	W		Denver			4-3	
1/30	W		Denver			4-0	
2/5	L		Minnesota-Duluth			3-5	
2/6	W		Minnesota-Duluth			6-3	
2/12	W	@	Wisconsin			2-1 (ot)	
2/13	L	@	Wisconsin			0-5	
2/19	L		Denver			3-4	
2/20	W		Denver			6-5	
2/26	W		Colorado College			4-3	
2/27	W		Colorado College			8-3	
3/5	W		Colorado College *			3-1	
3/6	W		Colorado College *			6-3	
3/9	W	@	Wisconsin **			4-3	
3/10	L	@	Wisconsin **			2-6	

OVERALL: 22-12-2 WCHA: 13-11-2 (3rd)

* WCHA Playoffs, Williams Arena

** WCHA Playoffs, Madison, Wis.

YEAR-BY-YEAR RECORDS

1982-83COACH: BRAD BUETOW

WCHA CHAMPIONS

NCAA FROZEN FOUR

Player	G	A	TP	PIM	PP	GW	SH	HT
Scott Bjugstad, C	43	48	91	30	18	7	0	3
Butsy Erikson, W	35	47	82	30	7	6	0	2
Steve Griffith, W	12	43	55	14	0	2	5	0
Rick Erdall, C	17	29	46	46	11	1	0	1
Jim Malwitz, W	16	20	36	54	1	1	3	0

Goaltender	GP	W-L-T	GA	GAA	Min.	SV	%	SO
Frank Pietrangelo	25	15-6-1	80	3.55	1348	617	.885	1
Paul Butters	16	11-4-0	53	3.72	854	393	.881	1*
Mike Vacanti	10	6-2-0	21	2.50	506	206	.907	1*

*Shared shutout

9/22	L	@	Minn. North Stars #					3-13
10/15	W		Northern Michigan #					7-4
10/16	W	vs.	Northern Michigan ^					9-2
10/22	W		Manitoba					10-4
10/23	W		Manitoba					6-0
10/29	T		Wisconsin					4-4 (ot)
10/30	W		Wisconsin					9-8 (ot)
11/5	W	@	Minnesota-Duluth					4-2
11/6	L	@	Minnesota-Duluth					1-4
11/12	L	@	Wisconsin					3-4
11/13	W	@	Wisconsin					5-1
11/19	W		Denver					8-3
11/20	W		Denver					11-7
11/26	W	@	Colorado College					12-3
11/27	W	@	Colorado College					9-4
12/3	L		North Dakota					4-5
12/4	W		North Dakota					5-2
12/18	W	@	U.S. International					5-2
12/19	W	@	U.S. International					4-0
12/22	W		Boston College					6-3
12/23	W		Boston College					4-2
12/26	W		Northern Arizona					9-3
12/27	W		Northern Arizona					5-2
1/1	W		Yale					5-1
1/2	W		Yale					6-4
1/7	W		Colorado College					13-5
1/8	W		Colorado College					6-2
1/10	W		U.S. Nationals #					7-0
1/14	L	@	Minnesota-Duluth					3-9
1/15	W	@	Minnesota-Duluth					5-2
1/21	W	@	Denver					10-8
1/22	L	@	Denver					4-5 (ot)
1/28	W		Minnesota-Duluth					4-3
1/29	W		Minnesota-Duluth					3-2 (ot)
2/4	W	@	Denver					6-2
2/5	L	@	Denver					4-5
2/11	W	@	North Dakota					5-2
2/12	W	@	North Dakota					2-1
2/18	L		Wisconsin					3-7
2/19	W		Wisconsin					5-1
3/4	W		Minnesota-Duluth *					8-2
3/5	L		Minnesota-Duluth *					3-4
3/12	L		Wisconsin *					1-5
3/13	L		Wisconsin *					2-3
3/18	W		New Hampshire +					9-6
3/19	W		New Hampshire +					7-2
3/25	L	vs.	Harvard !					3-5
3/26	L	vs.	Providence !					3-4

OVERALL: 32-12-1 WCHA: 18-7-1 (1st)

Exhibition

^ Hall of Fame Game, Eveleth, Minn.

* WCHA Playoffs, Williams Arena

+ NCAA Playoffs, Williams Arena ! NCAA Finals, Grand Forks, N.D.

1983-84COACH: BRAD BUETOW

Player	G	A	TP	PIM	PP	GW	SH	HT
Tom Rothstein, W	30	34	64	70	5	10	0	1
Pat Micheletti, C/W	26	34	60	62	5	11	1	1
Jeff Larson, C	12	26	38	63	2	3	1	0
Tony Kellin, D/W	12	21	33	66	4	5	1	0
Todd Okerlund, W	11	20	31	18	4	4	0	0

Goaltender	GP	W-L-T	GA	GAA	Min.	SV	%	SO
Mike Vacanti	20	12-4-2	63	3.34	1133	544	.896	1
Frank Pietrangelo	20	13-7-0	66	3.47	1141	517	.887	0

10/11	L	vs.	U.S. Olympics #					5-9
10/14	W	@	Illinois-Chicago					12-2
10/15	W	@	Illinois-Chicago					5-1
10/21	W		Denver					7-2
10/22	W		Denver					8-4
10/28	W		Wisconsin					5-3
10/29	W		Wisconsin					7-6
11/4	W	@	Minnesota-Duluth					5-4 (ot)
11/5	T	@	Minnesota-Duluth					3-3 (ot)
11/11	L	@	Wisconsin					1-3
11/12	L	@	Wisconsin					0-9
11/18	W		North Dakota					4-3
11/19	W		North Dakota					1-0
11/25	W	@	U.S. International					9-3
11/26	W	@	U.S. International					7-3
12/2	W		Colorado College					4-2
12/3	W		Colorado College					4-3
12/17	W		Harvard					6-4
12/18	W		Harvard					6-4
12/20	W		U.S. International					8-3
12/21	W		U.S. International					4-2
12/30	T		Miami (Ohio)					3-3 (ot)
12/31	W		Miami (Ohio)					8-3
1/3	L		U.S. Olympics #					2-9
1/6	L		Minnesota-Duluth					2-7
1/7	L		Minnesota-Duluth					4-5
1/13	L	@	Colorado College					3-4 (ot)
1/14	W	@	Colorado College					4-1
1/20	L		North Dakota					1-3
1/21	W		North Dakota					7-4
1/27	L	@	Wisconsin					4-5
1/28	W	@	Wisconsin					4-1
2/3	W	@	Denver					6-4
2/4	L	@	Denver					4-6
2/10	W		Minnesota-Duluth					4-2
2/11	L		Minnesota-Duluth					3-6
2/17	W	@	North Dakota					5-4
2/18	W	@	North Dakota					6-3
2/25	W		Colorado College *					3-1
2/26	W		Colorado College *					4-1
3/2	L	@	North Dakota **					3-4
3/3	L	@	North Dakota **					4-5

OVERALL: 27-11-2 WCHA: 16-9-1 (3rd)

at Met Center (Exhibition)

* WCHA Playoffs, Williams Arena

** WCHA Playoffs, Grand Forks, N.D.

YEAR-BY-YEAR RECORDS

1984-85 COACH: BRAD BUETOW

Player	G	A	TP	PIM	PP	GW	SH	HT
Pat Micheletti, W	48	48	96	154	4	25	3	3
Rick Erdall, C	25	51	76	44	4	17	0	1
Corey Millen, C	28	36	64	60	3	11	0	0
Tom Rothstein, W	18	30	48	87	1	8	0	0
Todd Okerlund, W	16	27	43	80	1	2	0	0

Goaltender	GP	W-L-T	GA	GAA	Min.	SV	%	SO
John Blue	34	23-10-0	111	3.39	1964	859	.886	2
Frank Pietrangelo	17	8-3-3	52	3.42	912	356	.873	0

10/5	W		Lake Superior State #					2-0
10/6	W	vs.	Lake Superior State ^					6-1
10/12	T		Denver				4-4 (ot)	
10/13	W		Denver					9-4
10/19	W	@	Boston University					5-2
10/20	L	@	Boston University				4-5 (ot)	
10/26	W	@	Maine					4-2
10/27	W	@	Maine					8-1
11/2	W		Northeastern					6-1
11/3	W		Northeastern				6-5 (ot)	
11/9	W	@	Colorado College					6-4
11/10	W	@	Colorado College					5-1
11/17	T	@	Providence				3-3 (ot)	
11/18	L	@	Providence					2-3
11/23	W		Boston College					8-2
11/24	W		Boston College					4-2
11/30	W		UMass-Lowell					6-3
12/1	W		UMass-Lowell					5-3
12/14	L	@	North Dakota					1-4
12/15	W	@	North Dakota					5-3
12/21	W		Illinois-Chicago					8-7
12/22	W		Illinois-Chicago					5-3
12/28	W	@	U.S. International					5-1
12/29	W	@	U.S. International					11-5
1/2	L		Spartak (USSR) # %					2-5
1/4	L		New Hampshire				2-3 (ot)	
1/5	W		New Hampshire					4-3
1/11	W		Wisconsin					6-5
1/12	L		Wisconsin				4-5 (ot)	
1/18	T	@	Minnesota-Duluth				6-6 (ot)	
1/19	L	@	Minnesota-Duluth					6-8
1/25	W		Colorado College					6-2
1/26	L		Colorado College				4-5 (ot)	
2/1	W	@	Michigan Tech					4-1
2/2	L	@	Michigan Tech					5-7
2/8	W		Northern Michigan					7-1
2/9	W		Northern Michigan					3-0
2/15	L	@	Denver					4-5
2/16	W	@	Denver					7-2
2/22	L		North Dakota					1-6
2/23	W		North Dakota					5-2
3/2	L		Northern Michigan *					3-4
3/3	W		Northern Michigan *					6-4
3/9	W		Wisconsin *					6-0
3/10	W		Wisconsin *					8-7
3/15	W	@	Minnesota-Duluth **					6-4
3/16	L	@	Minnesota-Duluth **					2-6
3/22	W	@	Boston College +					7-5
3/23	L	@	Boston College +					1-4

OVERALL: 31-13-3 WCHA: 21-10-3 (2nd)

Exhibition ^ Hall of Fame Game, Eveleth, Minn.

% at Met Center * WCHA Playoffs, Williams Arena

** WCHA Playoffs, Duluth, Minn. + NCAA Playoffs, Boston, Mass.

1985-86 COACH: DOUG WOOG

NCAA FROZEN FOUR

Player	G	A	TP	PIM	PP	GW	SH	HT
Cory Millen, C	41	42	83	64	7	14	0	4
Pat Micheletti, W	32	48	80	113	7	12	1	2
Steve MacSwain, W	26	35	61	61	1	4	2	3
Wally Chapman, W	29	29	58	35	4	10	0	2
Jay Gates, C	20	33	53	50	5	9	0	0

Goaltender	GP	W-L-T	GA	GAA	Min.	SV	%	SO
John Blue	29	20-6-0	80	3.02	1588	644	.890	3
Frank Pietrangelo	23	15-7-0	76	3.55	1284	559	.880	0

10/18	W		Michigan Tech					3-0
10/19	W		Michigan Tech					7-2
10/25	W	@	Minnesota-Duluth					4-2
10/26	L	@	Minnesota-Duluth					2-5
11/1	L		Denver					2-4
11/2	L		Denver					4-5
11/8	W	@	UMass-Lowell					3-1
11/9	W	@	UMass-Lowell					2-1
11/15	L	@	North Dakota					4-7
11/16	W	@	North Dakota					3-2
11/22	W		Illinois-Chicago					5-3
11/23	W		Illinois-Chicago					7-2
11/29	W	@	Northern Michigan					8-4
11/30	W	@	Northern Michigan					10-9 (ot)
12/6	W		Wisconsin					5-4 (ot)
12/7	W		Wisconsin					6-2
12/14	W		U.S. International					4-1
12/15	W		U.S. International					9-1
12/20	L	@	Northeastern					5-6
12/21	L	@	Northeastern					4-5 (ot)
12/29	W	@	New Hampshire					5-1
12/30	W	@	New Hampshire					10-2
1/3	W		Maine					8-3
1/4	W		Maine					16-2
1/10	W		Boston University					3-1
1/11	L		Boston University					2-4
1/17	W	@	Boston College					5-1
1/18	L	@	Boston College					4-8
1/24	W		Providence					4-1
1/25	W		Providence					5-3
1/31	L	@	Wisconsin					4-7
2/1	L	@	Wisconsin					4-6
2/8	W	@	Colorado College					5-2
2/9	W	@	Colorado College					10-7
2/14	W		Minnesota-Duluth					4-3
2/15	W		Minnesota-Duluth					6-3
2/21	W		North Dakota					6-3
2/22	W		North Dakota					6-0
2/28	W		Colorado College *					10-4
3/1	W		Colorado College *					4-3
3/8	W		Wisconsin *					4-1
3/9	W		Wisconsin *					7-3
3/14	L	@	Denver **					0-3
3/15	L	@	Denver **					2-3
3/21	W	@	Boston University +					6-4
3/22	W	@	Boston University +					5-3
3/27	L	vs.	Michigan State +					4-6
3/28	W	vs.	Denver !					6-4

OVERALL: 35-13-0 WCHA: 24-10-0 (2nd)

* WCHA Playoffs, Mariucci Arena ** WCHA Playoffs, Denver, Colo.

+ NCAA Playoffs, Boston, Mass. ! NCAA Finals, Providence, R.I.

MINNESOTA HOCKEY

1986-87COACH: DOUG WOOG

NCAA FROZEN FOUR

Player	G	A	TP	PIM	PP	GW	SH	HT
Corey Millen, C	36	29	65	62	13	4	2	4
Steve MacSwain, W	31	29	60	24	15	1	0	0
Dave Snuggerud, W	30	29	59	38	10	4	1	1
Todd Richards, D	8	43	51	70	6	2	1	0
Gary Shopek, D	12	31	43	71	5	1	0	0

Goaltender	GP	W-L-T	GA	GAA	Min.	SV	%	SO
John Blue	33	21-9-1	99	3.14	1889	795	.889	3
Robb Stauber	20	13-5-0	63	3.53	1072	468	.881	0

10/10	W	@	Colorado College					7-6
10/11	W	@	Colorado College					8-5
10/17	W		Minnesota-Duluth					8-6
10/18	W		Minnesota-Duluth					8-6
10/24	W	@	Wisconsin					3-2 (ot)
10/25	L	@	Wisconsin					2-5
10/31	W		Denver					9-5
11/1	W		Denver					3-1
11/7	L	@	Northern Michigan					4-5
11/8	W	@	Northern Michigan					4-3
11/14	L		North Dakota					1-4
11/15	W		North Dakota					4-1
11/21	W	@	Michigan Tech					4-1
11/22	W	@	Michigan Tech					7-5
11/29	L	@	Boston College					7-8 (ot)
12/5	W		Michigan					11-2
12/6	W		Michigan					5-2
12/13	W		Michigan Tech					7-0
12/14	W		Michigan Tech					6-3
12/20	W	vs.	Alaska-Fairbanks ^					4-0
12/21	W	@	Alaska Anchorage ^					5-1
12/27	W		Northeastern					5-4 (ot)
12/28	W		Providence					9-2
1/2	W		Maine					8-3
1/3	L		UMass-Lowell					3-6
1/9	L	@	North Dakota					2-5
1/10	L	@	North Dakota					2-4
1/16	L	@	Boston University					1-6
1/17	W	@	New Hampshire					5-1
1/23	W		Northern Michigan					9-0
1/24	W		Northern Michigan					5-3
1/30	T	@	Denver					2-2 (ot)
1/31	L	@	Denver					5-8
2/6	W		Colorado College					4-3 (ot)
2/7	W		Colorado College					3-2
2/13	W	@	Minnesota-Duluth					6-3
2/14	W	@	Minnesota-Duluth					5-1
2/20	W		Wisconsin					5-2
2/21	W		Wisconsin					5-2
2/28	W		Michigan Tech *					9-4
3/1	W		Michigan Tech *					8-5
3/6	L		Wisconsin *					1-2
3/7	W		Wisconsin *					8-4
3/13	L	@	North Dakota **					3-5
3/14	L	@	North Dakota **					3-5
3/20	W	@	Boston College +					4-1
3/21	L	@	Boston College +					2-3
3/27	L	vs.	Michigan State !					3-5
3/28	W	vs.	Harvard !					6-3

OVERALL: 34-14-1 WCHA: 25-9-1 (2nd)

^ Jeep/Nissan Classic, Anchorage, Alaska

* WCHA Playoffs, Mariucci Arena ** WCHA Playoffs, Grand Forks, N.D.

+ NCAA Quarterfinals, Boston, Mass. ! NCAA Finals, Detroit, Mich.

1987-88COACH: DOUG WOOG

WCHA CHAMPIONS NCAA FROZEN FOUR

Player	G	A	TP	PIM	PP	GW	SH	HT
Jay Cates, C	17	31	48	46	5	2	0	0
Paul Broten, W	19	26	45	54	4	4	4	1
Randy Skarda, D	19	26	45	102	7	2	0	1
Peter Hankinson, W	25	20	45	32	6	7	1	0
Todd Richards, D	10	30	40	26	7	2	0	0

Goaltender	GP	W-L-T	GA	GAA	Min.	SV	%	SO
Robb Stauber	44	34-10-0	119	2.72	2621	1243	.913	5
Al Fritsinger	6	0-0-0	4	6.86	35	17	.810	0

10/3	W	vs.	St. Cloud State #					6-0
10/9	W	@	Colorado College					4-3
10/10	W	@	Colorado College					4-2
10/16	W	@	North Dakota					4-2
10/17	W	@	North Dakota					5-2
10/23	W		Northern Michigan					10-2
10/24	W		Northern Michigan					3-2
10/30	W		Wisconsin					5-3
10/31	W		Wisconsin					5-4 (ot)
11/6	L	@	Northern Michigan					4-5
11/7	W	@	Northern Michigan					3-2
11/13	L	@	Northeastern					1-3
11/14	L	@	Providence					0-3
11/20	W		Alaska Anchorage					4-2
11/21	W		New Hampshire					6-3
11/27	W		Minnesota-Duluth					6-1
11/28	W		Minnesota-Duluth					4-2
12/4	W	@	Denver					5-3
12/5	W	@	Denver					5-3
12/18	W		Michigan Tech					8-2
12/19	L		Michigan Tech					3-11
1/2	W		Boston University					5-3
1/3	W		Boston College					4-3 (ot)
1/8	W		North Dakota					4-3
1/9	W		North Dakota					7-3
1/15	L	@	Maine					4-6
1/16	W	@	UMass-Lowell					8-4
1/22	W	@	Minnesota-Duluth					6-5 (ot)
1/23	L	@	Minnesota-Duluth					1-2
1/29	W		Colorado College					9-8 (ot)
1/30	W		Colorado College					11-2
2/5	W	@	Wisconsin					1-0
2/6	L	@	Wisconsin					1-2
2/12	W		Denver					6-3
2/13	W		Denver					8-2
2/19	W	@	Michigan Tech					3-0
2/20	W	@	Michigan Tech					4-3
2/26	W		Colorado College *					7-0
2/27	W		Colorado College *					5-0
3/6	W	vs.	Minnesota-Duluth **					6-0
3/7	L	vs.	Wisconsin **					2-3
3/25	W		Michigan State +					4-2
3/26	W		Michigan State +					4-3
4/1	L	vs.	St. Lawrence !					2-3
4/2	L	vs.	Maine !					2-5

OVERALL: 34-10-0 WCHA: 28-7-0 (1st)

Hall of Fame Game, Eveleth, Minn. (Exhibition)

* First-Round WCHA Playoffs, Mariucci Arena

** WCHA Final Four, St. Paul, Minn.

+ NCAA Quarterfinal Playoffs, Mariucci Arena

! NCAA Championships, Lake Placid, N.Y.

YEAR-BY-YEAR RECORDS

1988-89 COACH: DOUG WOOG

WCHA CHAMPIONS NCAA FROZEN FOUR

Player	G	A	TP	PIM	PP	GW	SH	HT
Tom Chorske, W	25	24	49	28	8	4	2	1
Dave Snuggerud, W	29	20	49	39	14	7	0	1
Jason Miller, C	16	29	45	8	4	2	0	0
Peter Hankinson, W	16	27	43	42	6	1	1	1
Larry Olimb, C/W	10	29	39	50	3	0	0	0

Goaltender	GP	W-L-T	GA	GAA	Min.	SV	%	SO
Robb Stauber	34	26-8-0	82	2.43	1547	662	.917	0
Jeff Stolp	16	7-2-3	45	3.64	742	309	.873	0
Al Fritsinger	5	1-1-0	11	4.48	147	58	.841	0

10/14	W	@	Wisconsin			3-2 (ot)		
10/15	W	@	Wisconsin			4-2		
10/21	W		Denver			4-3		
10/22	W		Denver			4-3 (ot)		
10/29	W		North Dakota			2-1		
10/30	W		North Dakota			7-1		
11/4	L	@	Northern Michigan			4-5 (ot)		
11/5	W	@	Northern Michigan			4-1		
11/11	W		Northeastern			3-2		
11/12	W		Providence			7-1		
11/18	L	@	Minnesota-Duluth			1-3		
11/19	W	@	Minnesota-Duluth			4-2		
11/25	W	@	Colorado College			5-2		
11/26	W	@	Colorado College			2-1		
12/2	L		Minnesota-Duluth			2-5		
12/3	W		Minnesota-Duluth			7-1		
12/10	L		RPI			4-7		
12/11	W		RPI			9-3		
12/17	L	vs.	Western Michigan ^			3-9		
12/18	T	vs.	Michigan Tech ^			2-2 (ot)		
12/22	L		Michigan Tech			3-4		
12/23	W		Michigan Tech			5-2		
12/29	W	@	Denver			6-5		
12/30	W	@	Denver			6-3		
1/3	W		Alaska-Fairbanks			4-3		
1/6	W		Maine			6-3		
1/7	W		UMass-Lowell			9-2		
1/13	T		Northern Michigan			2-2 (ot)		
1/14	W		Northern Michigan			5-4		
1/20	T	@	Boston College			4-4 (ot)		
1/21	L	@	Boston University			0-1		
1/23	W	@	New Hampshire			3-1		
1/27	W		Colorado College			7-1		
1/28	W		Colorado College			6-3		
2/3	W	@	Michigan Tech			7-3		
2/4	W	@	Michigan Tech			6-3		
2/10	L	@	North Dakota			0-9		
2/11	W	@	North Dakota			9-3		
2/17	W		Wisconsin			4-1		
2/18	W		Wisconsin			5-2		
2/24	W		Colorado College *			5-4		
2/25	W		Colorado College *			7-1		
3/5	L	vs.	Denver **			1-2		
3/6	L	vs.	Wisconsin **			3-4		
3/24	W		Wisconsin +			4-2		
3/25	W		Wisconsin +			4-2		
3/31	W	vs.	Maine !			7-4		
4/1	L	vs.	Harvard !			3-4 (ot)		

OVERALL: 34-11-3 WCHA: 27-6-2 (1st)

^ Jeep/Nissan Classic, Anchorage, Alaska

* First-Round WCHA Playoffs, Mariucci Arena

** WCHA Final Four, St. Paul Civic Center

+ NCAA Quarterfinals, Mariucci Arena ! NCAA Championships, St. Paul, Minn.

1989-90 COACH: DOUG WOOG

Player

Player	G	A	TP	PIM	PP	GW	SH	HT
Peter Hankinson, W	25	41	66	34	10	2	5	0
Scott Bloom, C	24	28	52	22	7	3	0	1
Ken Germander, C	32	17	49	24	13	7	0	1
Larry Olimb, D	6	36	42	44	2	0	0	0
Grant Bischoff, W	21	19	40	18	3	0	1	0

Goaltender	GP	W-L-T	GA	GAA	Min.	SV	%	SO
Tom Newman	35	19-13-2	127	3.84	1982	804	.864	0
Scott Nelson	11	4-2-0	19	3.13	364	115	.858	0
Jeff Stolp	10	5-1-0	33	4.75	417	164	.832	1

10/14	W	vs.	Northern Michigan #			6-4		
10/20	L		Minnesota-Duluth			6-9		
10/21	L		Minnesota-Duluth			2-4		
10/27	W	@	North Dakota			6-5		
10/28	T	@	North Dakota			4-4 (ot)		
11/3	W	@	Wisconsin			5-3		
11/4	L	@	Wisconsin			3-4		
11/10	T		Northern Michigan			5-5 (ot)		
11/11	W		Northern Michigan			11-4		
11/17	L	@	Colorado College			5-7		
11/18	W	@	Colorado College			3-2 (ot)		
11/22	L		Maine			3-4		
11/24	L	@	Boston College			4-7		
11/25	W	@	New Hampshire			4-0		
12/1	W		Denver			9-8		
12/2	W		Denver			5-3		
12/9	W		Michigan Tech			7-5		
12/10	W		Michigan Tech			10-3		
12/22	W		Harvard			3-1		
12/23	W		Harvard			6-3		
12/29	L	@	Maine ~			3-5		
12/30	W	vs.	St. Lawrence ~			5-3		
1/5	W	@	Denver			8-5		
1/6	W	@	Denver			7-2		
1/12	W		Colorado College			8-4		
1/13	W		Colorado College			4-2		
1/19	W	@	Minnesota-Duluth			4-1		
1/20	W	@	Minnesota-Duluth			5-2		
1/26	W		North Dakota			5-4		
1/27	L		North Dakota			4-7		
2/2	W		Alaska Anchorage			9-5		
2/3	L		Alaska Anchorage			3-4 (ot)		
2/9	L	@	Northern Michigan			5-7		
2/10	L	@	Northern Michigan			2-5		
2/16	L		Wisconsin			3-6		
2/17	W		Wisconsin			4-2		
2/23	W	@	Michigan Tech			4-3 (ot)		
2/24	L	@	Michigan Tech			3-8		
3/2	W		Colorado College *			9-3		
3/3	W		Colorado College *			9-2		
3/11	W	vs.	North Dakota **			5-4		
3/12	L	vs.	Wisconsin **			1-7		
3/16	W		Clarkson +			6-1		
3/17	W		Clarkson +			5-1		
3/23	L	@	Boston College ++			2-4		
3/24	W	@	Boston College ++			2-1		
3/25	L	@	Boston College ++			1-6		

OVERALL: 28-16-2 WCHA: 17-9-2 (2nd)

Hall of Fame Game, Eveleth, Minn. (Exhibition)

~ Dexter Shoe Classic, Orono, Maine

* First-Round WCHA Playoffs ** WCHA Final Four, St. Paul Civic Center

+ NCAA First Round, Mariucci Arena

++ NCAA Quarterfinals, Boston, Mass.

MINNESOTA HOCKEY

1990-91COACH: DOUG WOOG

Player	G	A	TP	PIM	PP	GW	SH	HT
Larry Olimb, C	19	38	57	52	5	5	1	0
Grant Bischoff, W	23	24	47	36	7	3	1	0
Trent Klatt, W	16	28	44	58	5	2	0	0
Ken Gernander, C	23	20	43	24	6	2	0	2
Ben Hankinson, W	19	21	40	133	4	3	1	1

Goaltender	GP	W-L-T	GA	GAA	Min.	SV	%	SO
Tom Newman	22	12-2-2	54	3.44	942	319	.855	2
Jeff Stolp	32	18-8-3	82	2.78	1769	688	.896	1

10/12	T	@	St. Cloud State					3-3 (ot)
10/13	W		St. Cloud State					5-4
10/19	W	@	Denver					5-2
10/20	W	@	Denver					2-0
10/23	W		Notre Dame					7-2
10/26	L		Team Canada #					4-5 (ot)
10/27	L		Team Canada #					8-11
11/2	W	@	Colorado College					3-2
11/3	W	@	Colorado College					7-5
11/9	W	@	Minnesota-Duluth					3-2
11/10	W	@	Minnesota-Duluth					6-2
11/16	W		Northern Michigan					5-3
11/17	T		Northern Michigan					4-4 (ot)
11/23	W		Michigan Tech					7-2
11/24	W		Michigan Tech					2-0
11/30	L	@	North Dakota					1-6
12/1	W	@	North Dakota					6-3
12/8	W		Wisconsin					9-4
12/9	T		Wisconsin					4-4 (ot)
12/12	W		Alabama-Huntsville					10-0
12/15	T		Dynamo Riga #					4-4 (ot)
12/20	L	vs.	Boston College ^					2-3
12/21	W	vs.	Toronto ^					7-5
12/29	L		Colorado College					2-6
12/30	W		Colorado College					5-2
1/4	W		Denver					5-2
1/5	W		Denver					4-3
1/11	W		St. Cloud State					7-1
1/12	W	@	St. Cloud State					7-3
1/18	L	@	Michigan Tech					2-5
1/19	W	@	Michigan Tech					6-2
1/25	W	@	Wisconsin					5-3
1/26	W	@	Wisconsin					8-1
1/31	L		Minnesota-Duluth					3-5
2/1	T		Minnesota-Duluth					3-3 (ot)
2/8	T	@	Northern Michigan					3-3 (ot)
2/9	L	@	Northern Michigan					4-6
2/22	W		North Dakota					4-1
2/23	W		North Dakota					11-5
3/1	W		Michigan Tech *					5-3
3/2	W		Michigan Tech *					6-5
3/10	W	vs.	Wisconsin **					3-2
3/11	L	vs.	Northern Michigan **					2-4
3/15	L		Providence +					3-4
3/16	W		Providence +					8-4
3/17	W		Providence +					8-3
3/22	L	@	Maine ++					0-4
3/23	L	@	Maine ++					3-5

OVERALL: 30-10-5 WCHA: 22-5-5 (2nd)
 # Exhibition ^ Great Western Freezeout, Los Angeles
 * First-Round WCHA Playoffs, Mariucci Arena
 ** WCHA Final Four, St. Paul Civic Center
 + NCAA First Round, Mariucci Arena
 ++ NCAA Playoffs, Alford Arena, Orono, Maine

1991-92COACH: DOUG WOOG

WCHA CHAMPIONS

Player	G	A	TP	PIM	PP	GW	SH	HT
Larry Olimb, C	24	56	80	72	13	2	2	1
Trent Klatt, W	30	36	66	78	13	6	0	1
Craig Johnson, W	19	39	58	70	13	2	1	0
Darby Hendrickson, C	25	30	55	63	11	3	0	1
Travis Richards, D	10	23	33	65	4	3	1	0
Steve Magnusson, C	29	24	33	56	3	1	0	0

Goaltender	GP	W-L-T	GA	GAA	Min.	SV	%	SO
Jeff Callinan	6	2-1-0	15	4.32	209	73	.830	0
Jeff Stolp	36	26-9-0	98	2.91	2017	734	.882	2
Tom Newman	12	5-1-0	17	2.44	418	139	.891	0

10/12	L		Northern Michigan #					5-7
10/18	W	@	Minnesota-Duluth					7-3
10/19	L	@	Minnesota-Duluth					4-7
10/25	L	@	Denver					2-4
10/26	W	@	Denver					5-1
11/1	W	@	St. Cloud State					7-4
11/2	W		St. Cloud State					7-2
11/8	L	@	Michigan					3-7
11/9	L	@	Michigan					6-7
11/15	W		Wisconsin					5-4
11/16	W		Wisconsin ^					4-1
11/22	W	@	Alaska Anchorage					4-0
11/23	W	@	Alaska Anchorage					3-2 (ot)
11/29	W		North Dakota					4-2
11/30	W		North Dakota					8-2
12/14	L		Northern Michigan					5-7
12/15	L		Northern Michigan					3-4
12/21	W		Providence \$					5-2
12/22	W		Bowling Green \$					6-5 (ot)
12/30	W		Calgary ##					10-4
1/3	W	@	Michigan Tech					5-2
1/4	W	@	Michigan Tech					6-1
1/10	W		Minnesota-Duluth					3-0
1/11	W		Minnesota-Duluth					5-4 (ot)
1/17	W		Michigan Tech					9-2
1/18	W		Michigan Tech					6-3
1/24	W	@	Colorado College					6-3
1/25	W	@	Colorado College					8-2
1/31	W	@	Northern Michigan					3-2
2/1	W	@	Northern Michigan					5-3
2/7	W	@	Wisconsin					2-1
2/8	L	@	Wisconsin					1-4
2/14	W		Colorado College					5-3
2/15	W		Colorado College					6-4
2/21	L		Denver					4-5 (ot)
2/22	W		Denver					7-3
2/28	W		St. Cloud State					2-1
2/29	W	@	St. Cloud State					4-1
3/6	W	@	North Dakota					10-1
3/7	W	@	North Dakota					5-3
3/13	L		North Dakota *					3-5
3/14	W		North Dakota *					9-2
3/15	W		North Dakota *					3-1
3/20	W	vs.	Colorado College **					5-1
3/21	L	vs.	Northern Michigan **					2-4
3/29	L	vs.	Lake Superior State +					3-8

OVERALL: 33-11-0 WCHA: 26-6-0 (1st)
 # Hall of Fame Game (Exhibition)
 ## Exhibition ^ Border Battle, Met Center
 \$ Mariucci Classic * WCHA First Round Playoffs, Mariucci Arena
 ** WCHA Final Four, St. Paul Civic Center
 + NCAA West Regional, Joe Louis Arena, Detroit, Mich.

YEAR-BY-YEAR RECORDS

1992-93COACH: DOUG WOOG

WCHA PLAYOFF CHAMPIONS

Player	G	A	TP	PIM	PP	GW	SH	HT
Craig Johnson, W	22	24	46	68	8	5	2	0
Jeff Nielsen, W	21	20	41	74	6	4	0	0
Travis Richards, D	12	26	38	54	7	2	1	0
Justin McHugh, W	13	15	28	38	3	0	1	0
Brian Bonin, C	10	18	28	10	5	1	0	0

Goaltender	GP	W-L-T	GA	GAA	Min.	SV	%	SO
Tom Newman	22	14-4-2	61	3.12	1172	452	.881	3
Jeff Callinan	21	8-5-5	72	3.90	1107	440	.859	0
Jeff Moen	6	0-3-1	20	3.96	303	125	.862	0

10/23	L		North Dakota					4-8
10/24	W		North Dakota					8-4
10/30	W	@	Colorado College					4-3
10/31	L	@	Colorado College				6-7 (ot)	
11/6	T	@	Northern Michigan				3-3 (ot)	
11/7	T	@	Northern Michigan				5-5 (ot)	
11/13	T		Wisconsin				4-4 (ot)	
11/14	L		Wisconsin ^				2-3	
11/20	W	@	Denver				7-4	
11/21	T	@	Denver				2-2 (ot)	
11/27	W		Michigan Tech				5-4	
11/28	W		Michigan Tech				3-2	
12/19	W	@	St. Cloud State				4-3	
12/20	W		St. Cloud State				5-2	
12/27	L		Czech Natl. Selects #				1-5	
12/29	W	@	Alaska Anchorage				7-0	
12/30	T	@	Alaska Anchorage				3-3 (ot)	
1/2	L		Ferris State \$				4-6	
1/3	L		Illinois-Chicago \$				2-3	
1/8	L		Minnesota-Duluth				3-4	
1/9	W		Minnesota-Duluth				6-5 (ot)	
1/15	W		Northern Michigan				4-3	
1/16	L		Northern Michigan				0-7	
1/22	L	@	Minnesota-Duluth				4-8	
1/23	L	@	Minnesota-Duluth				4-7	
1/29	T	@	Michigan Tech				3-3 (ot)	
1/30	L	@	Michigan Tech				2-10	
2/5	W		Colorado College				2-1	
2/6	W		Colorado College				6-3	
2/12	W	@	North Dakota				6-1	
2/13	L	@	North Dakota				2-6	
2/19	W		Denver				3-0	
2/20	W		Denver				10-3	
2/26	T	@	Wisconsin				4-4 (ot)	
2/27	W	@	Wisconsin				4-2	
3/6	W		St. Cloud State				1-0	
3/7	T	@	St. Cloud State ~				2-2 (ot)	
3/12	W		North Dakota *				6-4	
3/13	W		North Dakota *				5-4 (ot)	
3/20	W	vs.	Wisconsin **				3-2 (ot)	
3/21	W	vs.	Northern Michigan **				5-3	
3/26	W	vs.	Clarkson +				2-1	
3/27	L	vs.	Maine +				2-6	

OVERALL: 22-12-8 WCHA: 16-9-7 (T-2nd)

^ Border Battle, Met Center # Exhibition

\$ Mariucci Classic ~ St Cloud State home game at Target Center

* First Round WCHA Playoffs, Mariucci Arena

** WCHA Final Five, St. Paul Civic Center

+ NCAA East Regional, Centrum Centre, Worcester, Mass.

1993-94COACH: DOUG WOOG

WCHA PLAYOFF CHAMPIONS NCAA FROZEN FOUR

Player	G	A	TP	PIM	PP	GW	SH	HT
Jeff Nielsen, W	29	16	45	94	8	3	0	0
Brian Bonin, C	24	20	44	14	7	7	1	1
Justin McHugh, W	15	21	36	59	5	1	1	1
Tony Bianchi, C	8	27	35	16	4	2	1	0
Chris McAlpine, D	12	18	30	121	4	1	1	0

Goaltender	GP	W-L-T	GA	GAA	Min.	SV	%	SO
Jeff Callinan	26	14-5-3	80	3.22	1491	552	.873	0
Jeff Moen	20	11-8-1	60	3.33	1082	458	.884	1

10/15	L		Michigan Tech #					4-5
10/22	L	@	Colorado College					3-7
10/23	L	@	Colorado College					2-4
10/27	L		Team USA ##					6-7
10/29	L	@	St. Cloud State					2-3
10/30	T		St. Cloud State					4-4 (ot)
11/5	L	@	Northern Michigan					1-3
11/6	L	@	Northern Michigan					3-7
11/12	W	@	Minnesota-Duluth					3-1
11/13	T	@	Minnesota-Duluth					3-3 (ot)
11/19	T		Denver					3-3 (ot)
11/20	W		Denver					4-3
11/26	L		Michigan ^					0-6
11/27	W		Michigan State ^					6-5
12/11	W		North Dakota					6-5
12/12	W		North Dakota					3-0
12/17	W	@	Alaska Anchorage					4-3
12/18	L	@	Alaska Anchorage					2-7
12/28	L		St. Petersburg Red Army ##					2-4
12/31	W		Cornell \$					5-2
1/2	L		Lake Superior State \$					3-4 (ot)
1/8	W		Wisconsin					5-2
1/9	W		Wisconsin ~					4-3 (ot)
1/14	W		Michigan Tech					3-1
1/15	W		Michigan Tech					2-1
1/21	W	@	Denver					6-5 (ot)
1/22	W	@	Denver					5-3
1/28	W		Northern Michigan					4-2
1/29	W		Northern Michigan					4-2
2/5	W		Minnesota-Duluth					3-2 (ot)
2/6	L		Minnesota-Duluth					1-5
2/11	T	@	North Dakota					3-3 (ot)
2/12	W	@	North Dakota					7-2
2/18	L		Alaska Anchorage					2-3
2/19	L		Alaska Anchorage					4-7
2/25	W	@	Wisconsin					3-2
2/26	W	@	Wisconsin					3-2
3/4	W		St. Cloud State					5-3
3/5	L	@	St. Cloud State					4-8
3/11	W		Denver *					8-5
3/12	W		Denver *					6-3
3/18	W	vs.	Michigan Tech **					6-1
3/19	W	vs.	St. Cloud State **					3-2 (ot)
3/27	W	vs.	UMass-Lowell +					2-1 (ot)
3/31	L	vs.	Boston University !					1-4

OVERALL: 25-13-4 WCHA: 18-10-4 (2nd)

Hall of Fame Game (Exhibition) ## Exhibition

^ College Hockey Showcase, Auburn Hills, Mich.

\$ Mariucci Classic ~ Border Battle, Target Center

* First-Round WCHA Playoffs, Mariucci Arena

** WCHA Final Five, Bradley Center, Milwaukee, Wis.

+ NCAA West Regional, Munn Arena, East Lansing, Mich.

! NCAA Final Four, St. Paul Civic Center

YEAR-BY-YEAR RECORDS

1994-95COACH: DOUG WOOG

NCAA FROZEN FOUR

Player	G	A	TP	PIM	PP	GW	SH	HT
Brian Bonin, C	32	31	63	28	12	4	2	2
Ryan Kraft, W	13	33	46	44	7	1	0	1
Dan Trebil, D	10	33	43	10	7	1	0	0
Justin McHugh, W	24	16	40	46	9	4	0	2
Scott Bell, W	18	21	39	100	7	4	1	0

Goaltender	GP	W-L-T	GA	GAA	Min.	SV	%	SO
Jeff Callinan	43	23-11-5	115	2.78	248	958	.893	2
Jeff Moen	6	2-3-0	16	4.41	217	100	.862	0

10/21	W	@	Minnesota-Duluth				5-4	
10/22	W	@	Minnesota-Duluth				6-2	
10/28	W		Wisconsin				2-1 (ot)	
10/29	W		Wisconsin ^				5-2	
11/4	W		St. Cloud State				5-3	
11/5	W	@	St. Cloud State				5-2	
11/11	T	@	North Dakota				4-4 (ot)	
11/12	L	@	North Dakota				3-4	
11/19	L		Michigan Tech				2-3 (ot)	
11/20	W		Michigan Tech				6-2	
11/25	W		Michigan State %				3-2	
11/26	W		Michigan %				4-3	
12/10	L		Denver				3-4	
12/11	L		Denver				2-3	
12/16	W	@	Colorado College				3-1	
12/17	L	@	Colorado College				2-9	
12/28	T		Swedish Nationals #				4-4 (ot)	
12/30	W		Yale \$				6-2	
12/31	L		Boston University \$				3-4 (ot)	
1/6	T	@	Northern Michigan				2-2 (ot)	
1/7	L	@	Northern Michigan				3-6	
1/13	W	@	Alaska Anchorage				6-3	
1/14	L	@	Alaska Anchorage				0-1	
1/20	L		Colorado College				3-4	
1/21	W		Colorado College				7-4	
1/27	W	@	Wisconsin				6-2	
1/28	L	@	Wisconsin				5-6	
2/3	T	@	Michigan Tech				3-3 (ot)	
2/4	W	@	Michigan Tech				8-1	
2/10	W		Minnesota-Duluth				3-0	
2/11	W		Minnesota-Duluth				4-1	
2/17	W	@	Denver				5-1	
2/18	L	@	Denver				0-3	
2/24	T		North Dakota				3-3 (ot)	
2/25	T		North Dakota				5-5 (ot)	
3/4	L	@	St. Cloud State				0-3	
3/5	W		St. Cloud State				5-3	
3/10	W		Minnesota-Duluth *				5-4 (ot)	
3/11	W		Minnesota-Duluth *				4-3	
3/16	W	vs.	North Dakota **				3-2	
3/17	L	vs.	Colorado College **				4-5 (ot)	
3/18	W	vs.	Denver **				5-4 (ot)	
3/24	W	vs.	RPI +				3-0	
3/25	W	vs.	Colorado College +				5-2	
3/30	L	vs.	Boston University !				3-7	

OVERALL: 25-14-5 WCHA: 16-11-5 (4th)

^ Border Battle at Target Center

% College Hockey Showcase, St. Paul Civic Center # Exhibition

\$ Mariucci Classic * First-Round WCHA Playoffs, Mariucci Arena

** WCHA Final Five, St. Paul Civic Center

+ NCAA West Regional, Dane County Memorial Coliseum, Madison, Wis.

! NCAA Final Four, Providence Civic Center, Providence, R.I.

1995-96COACH: DOUG WOOG

WCHA PLAYOFF CHAMPIONS

Player	G	A	TP	PIM	PP	GW	SH	HT
Brian Bonin, C	34	47	81	30	12	6	4	1
Mike Crowley, D	17	46	63	28	7	4	2	0
Erik Rasmussen, W	16	32	48	55	5	3	0	1
Dan Trebil, D	11	35	46	36	9	3	0	0
Ryan Kraft, C	13	24	37	24	4	1	1	1

Goaltender	GP	W-L-T	GA	GAA	Min.	SV	%	SO
Steve DeBus	24	15-7-0	63	2.88	1313	539	.895	3
Jeff Moen	21	15-3-2	53	2.59	1227	432	.891	3

10/13	W	@	Michigan Tech				4-2	
10/14	L	@	Michigan Tech				2-5	
10/21	T	@	Colorado College				3-3 (ot)	
10/22	L	@	Colorado College				5-7	
10/27	W		Alaska Anchorage				8-2	
10/28	W		Alaska Anchorage				5-1	
11/4	W	@	St. Cloud State				4-3	
11/5	W		St. Cloud State				5-2	
11/11	L		Denver				4-6	
11/12	W		Denver				8-4	
11/17	W	@	Minnesota-Duluth				2-0	
11/18	W	@	Minnesota-Duluth				7-0	
11/24	W		Michigan State %				6-5 (ot)	
11/25	W		Michigan %				3-2	
12/9	W		North Dakota				4-2	
12/10	W		North Dakota				6-1	
12/15	T	@	Alaska Anchorage				3-3 (ot)	
12/16	W	@	Alaska Anchorage				5-0	
12/27	W		Swiss National Team #				6-0	
12/29	W		Harvard \$				5-2	
12/30	W		Bowling Green \$				3-2	
1/5	W	@	Denver				7-3	
1/6	W	@	Denver				3-2	
1/12	W		Minnesota-Duluth				5-3	
1/13	W		Minnesota-Duluth				5-1	
1/19	W		Wisconsin				8-4	
1/20	W		Wisconsin ^				5-0	
1/26	W		Northern Michigan				10-0	
1/27	W		Northern Michigan				7-0	
2/2	L	@	North Dakota				2-8	
2/3	L	@	North Dakota				5-7	
2/9	W		Colorado College				3-2	
2/10	L		Colorado College				2-4	
2/16	W		St. Cloud State				8-3	
2/17	L	@	St. Cloud State				3-4 (ot)	
2/23	L	@	Wisconsin				3-6	
2/24	L	@	Wisconsin				4-7	
3/1	W		Alaska-Anchorage *				6-4	
3/2	W		Alaska-Anchorage *				7-1	
3/8	W	vs.	Wisconsin **				4-3 (ot)	
3/9	W	vs.	Michigan Tech **				7-2	
3/23	W	vs.	Providence +				5-1	
3/24	L	vs.	Michigan +				3-4	

OVERALL: 30-10-2 WCHA: 21-9-2 (2nd)

% College Hockey Showcase, Bradley Center, Milwaukee, Wis.

Exhibition \$ Mariucci Classic

^ Border Battle, Target Center

* First-Round WCHA Playoffs, Mariucci Arena

** WCHA Final Five, Bradley Center, Milwaukee, Wis.

+ NCAA West Regional, Munn Ice Arena, East Lansing, Mich.

YEAR-BY-YEAR RECORDS

1996-97COACH: DOUG WOOG

WCHA CHAMPIONS

Player	G	A	TP	PIM	PP	GW	SH	HT
Mike Crowley, D	9	47	56	24	4	2	0	0
Ryan Kraft, C	25	21	46	37	11	2	0	2
Casey Hankinson, W	17	24	41	79	7	2	0	1
Dave Spehar, W	20	17	37	30	11	5	0	0
Reggie Berg, W	11	26	37	48	3	1	0	0

Goaltender	GP	W-L-T	GA	GAA	Min.	SV	%	SO
Erik Day	5	3-1-0	4	1.00	240	86	.956	2
Steve DeBus	38	25-12-1	120	3.15	2283	953	.888	1
Willy Marvin	4	0-0-0	1	4.54	13	3	.750	0

10/12	L	vs.	Boston University #					3-4
10/18	W		Colorado College					5-2
10/19	L		Colorado College					1-2
10/25	L	@	Minnesota-Duluth					4-7
10/26	W	@	Minnesota-Duluth					4-3
11/1	L	@	Wisconsin					1-3
11/2	W	@	Wisconsin					6-1
11/8	W		North Dakota					3-2
11/9	W		North Dakota					10-6
11/16	W		Michigan Tech					3-0
11/17	W		Michigan Tech					3-0
11/22	W	@	Northern Michigan					5-2
11/23	L	@	Northern Michigan					1-2
11/29	L		Michigan %					3-4 (ot)
11/30	W		Michigan State %					5-3
12/14	W	@	St. Cloud State					4-1
12/15	L		St. Cloud State					3-4 (ot)
12/27	W		Boston College \$					4-2
12/28	W		Miami (Ohio) \$					7-4
12/30	L		Pori Aces (Finland) ##					4-5
1/3	W	@	Alaska Anchorage					4-1
1/4	W	@	Alaska Anchorage					6-2
1/10	W		Denver					3-2 (ot)
1/11	L		Denver					2-5
1/17	L	@	St. Cloud State					2-5
1/18	W		St. Cloud State					6-4
1/24	W	@	Michigan Tech					5-2
1/25	W	@	Michigan Tech					8-4
1/31	L	@	North Dakota					4-6
2/1	L	@	North Dakota					2-6
2/7	W		Northern Michigan					4-3
2/8	W		Northern Michigan					2-1
2/14	L		Minnesota-Duluth					4-8
2/15	W		Minnesota-Duluth					7-1
2/21	T	@	Colorado College					3-3 (ot)
2/22	W	@	Colorado College					3-0
2/28	W		Wisconsin ^					4-3
3/1	W		Wisconsin					7-3
3/7	W		Alaska Anchorage *					8-2
3/8	W		Alaska Anchorage *					5-1
3/14	W	vs.	St. Cloud State **					5-4 (ot)
3/15	L	vs.	North Dakota **					3-4 (ot)
3/22	W	vs.	Michigan State +					6-3
3/23	L	vs.	Michigan +					4-7

OVERALL: 28-13-1 WCHA: 21-10-1 (T-1st)

Hall of Fame Game, Target Center (Exhibition)

% College Hockey Showcase, Joe Louis Arena, Detroit, Mich.

\$ Mariucci Classic ## Exhibition ^ Border Battle at Target Center

* First-Round WCHA Playoffs, Mariucci Arena

** WCHA Final Five, St. Paul Civic Center

+ NCAA West Regional, Van Andel Arena, Grand Rapids, Mich.

1997-98.....COACH: DOUG WOOG

Player	G	A	TP	PIM	PP	GW	SH	HT
Wyatt Smith, C	24	23	47	62	3	3	1	2
Reggie Berg, W	20	19	39	53	6	2	2	1
Dave Spehar, W	19	18	37	34	9	2	0	0
Ryan Kraft, C	11	26	37	16	4	3	0	0
Mike Anderson, W	12	13	25	62	3	0	0	0

Goaltender	GP	W-L-T	GA	GAA	Min.	SV	%	SO
Steve DeBus	34	14-20-0	99	3.14	1893	814	.892	3
Erik Day	9	3-2-0	24	3.70	389	144	.857	0
Willy Marvin	3	0-0-0	3	3.67	49	16	.842	0

10/10	L	vs.	Michigan #					2-3
10/17	L		Maine					1-6
10/18	W		Maine					3-2
10/24	L	@	Minnesota-Duluth					3-5
10/25	W	@	Minnesota-Duluth					5-1
10/31	W		North Dakota					6-5
11/1	L		North Dakota					2-3
11/7	W	@	Wisconsin					4-2
11/8	L	@	Wisconsin					2-3
11/14	L	@	Alaska Anchorage					2-3
11/15	L	@	Alaska Anchorage					2-3
11/21	L		Colorado College					1-5
11/22	L		Colorado College					3-4
11/28	L	@	Michigan %					3-4
11/30	L	@	Michigan State %					2-3
12/19	L		St. Cloud State					1-3
12/20	L	@	St. Cloud State					1-4
12/27	W		Brown \$					6-3
12/28	L		Northeastern \$					2-4
12/30	L		HV-71 ##					2-10
1/2	W		Mankato State					6-2
1/3	W		Mankato State					4-3
1/16	L		Denver					2-5
1/17	W		Denver					5-2
1/23	W		Minnesota-Duluth					7-1
1/24	W		Minnesota-Duluth					6-5
1/30	L	@	Michigan Tech					3-5
1/31	L	@	Michigan Tech					3-5
2/6	W		Wisconsin					4-1
2/7	W		Wisconsin ^					7-0
2/14	L	@	North Dakota					2-4
2/15	L	@	North Dakota					3-5
2/20	W		Alaska Anchorage					3-0
2/21	W		Alaska Anchorage					4-2
2/27	L	@	Colorado College					3-4
2/28	L	@	Colorado College					6-9
3/6	W	@	St. Cloud State					6-2
3/7	W		St. Cloud State					5-3
3/13	L	@	Minnesota-Duluth *					3-7
3/14	W	@	Minnesota-Duluth *					5-0
3/15	L	@	Minnesota-Duluth *					4-5 (ot)

OVERALL: 17-22-0 WCHA: 12-16-0 (6th)

Hall of Fame Game, Target Center (Exhibition)

% College Hockey Showcase

\$ Mariucci Classic

Exhibition

^ Border Battle at Target Center

* First-Round WCHA Playoffs, Duluth, Minn.

YEAR-BY-YEAR RECORDS

1998-99.....COACH: DOUG WOOG

Player	G	A	TP	PIM	PP	GW	SH	HT
Reggie Berg, W	20	28	48	64	4	2	1	1
Wyatt Smith, C	23	20	43	37	8	3	3	1
Dave Spehar, W	13	23	36	32	11	2	0	0
Erik Westrum, D	10	26	36	81	4	1	2	0
Jordan Leopold, D	7	16	23	20	1	0	0	0

Goaltender	GP	W-L-T	GA	GAA	Min.	SV	%	SO
Rob LaRue	5	0-0-0	2	1.91	63	33	.943	0
Adam Hauser	40	14-18-8	136	3.47	2350	963	.876	3
Willy Marvin	4	1-1-1	12	3.62	199	80	.870	0

10/9	L		St. Lawrence ^				4-6	
10/10	W		Ohio State ^				4-3	
10/16	T		Minnesota-Duluth				2-2 (ot)	
10/17	W		Minnesota-Duluth				3-1	
10/23	W		St. Cloud State				3-0	
10/24	L	@	St. Cloud State				5-6	
10/30	W	@	Wisconsin				3-2	
10/31	W	@	Wisconsin				3-2	
11/6	L		Colorado College				1-7	
11/7	L		Colorado College				1-6	
11/13	T		North Dakota				4-4 (ot)	
11/14	L		North Dakota				3-5	
11/20	L	@	Alaska Anchorage				3-5	
11/21	W	@	Alaska Anchorage				4-1	
11/27	L		Michigan %				2-3	
11/29	W		Michigan State %				2-1	
12/27	L		Princeton \$				1-4	
12/28	L		Ohio State \$				5-6	
12/30	L		IF Bjorkloven #				4-6	
1/2	L	@	Boston College				4-8	
1/3	T	@	Boston College				3-3 (ot)	
1/9	T	@	Denver ~				3-3 (ot)	
1/10	L	@	Denver /				0-5	
1/15	T		Mankato State				6-6 (ot)	
1/16	T		Mankato State				2-2 (ot)	
1/22	L	@	North Dakota				4-5	
1/23	L	@	North Dakota				5-6	
1/29	W		Michigan Tech				4-2	
1/30	W		Michigan Tech				4-2	
2/5	L	@	Colorado College				1-5	
2/6	L	@	Colorado College				1-3	
2/13	W		Alaska Anchorage				5-1	
2/14	L		Alaska Anchorage				2-4	
2/19	T	@	St. Cloud State				4-4 (ot)	
2/20	T		St. Cloud State				2-2 (ot)	
2/26	W	@	Minnesota-Duluth				4-1	
2/27	W	@	Minnesota-Duluth				10-7	
3/5	L		Wisconsin				4-6	
3/6	T		Wisconsin				2-2 (ot)	
3/12	W		Alaska Anchorage *				4-0	
3/13	W		Alaska Anchorage *				1-0	
3/18	W	vs.	St. Cloud State **				5-3	
3/19	L	vs.	North Dakota **				2-6	
3/20	L	vs.	Colorado College **				4-7	

OVERALL: 15-19-9 WCHA: 10-12-6 (5th)

^ Icebreaker Cup, Mariucci Arena

College Hockey Showcase \$ Mariucci Classic

Exhibition ~ World Arena, Colorado Springs, Colo.

/ McNichols Arena, Denver, Colo.

* First-Round WCHA Playoffs, Mariucci Arena

** WCHA Final Five, Target Center

1999-2000.....COACH: DON LUCIA

Player	G	A	TP	PIM	PP	GW	SH	HT
John Pohl, C	18	41	59	26	9	1	1	1
Erik Westrum, C	27	26	53	99	10	2	3	1
Nate Miller, W	16	19	35	38	10	3	1	0
Aaron Miskovich, W	16	16	32	24	2	3	4	0
Dylan Mills, D	8	21	29	50	7	1	0	0

Goaltender	GP	W-L-T	GA	GAA	Min.	SV	%	SO
Adam Hauser	36	20-14-2	104	2.95	2114	1044	.909	1
Pete Samargia	6	0-2-0	13	3.28	237	91	.875	0
Erik Young	3	0-3-0	11	4.76	138	63	.851	0

10/16	L	@	Maine					3-5
10/17	L	@	Maine					4-5
10/22	T		North Dakota					2-2 (ot)
10/23	L		North Dakota					2-3
10/29	W		Boston College					6-5 (ot)
10/30	L		Boston College					1-4
11/5	L	@	Colorado College					0-3
11/6	W	@	Colorado College					2-1
11/12	L	@	Wisconsin					3-4
11/13	L	@	Wisconsin					4-5 (ot)
11/19	W		Minnesota-Duluth					5-3
11/20	W		Minnesota-Duluth					4-0
11/26	W	@	Michigan %					6-1
11/27	L	@	Michigan State %					2-6
12/3	L		Alaska Anchorage					2-5
12/4	W	@	Alaska Anchorage					3-1
12/10	L	@	St. Cloud State					3-4 (ot)
12/11	T		St. Cloud State					2-2 (ot)
12/15	L		Valerenga #					5-7
12/29	W		Harvard \$					5-2
12/30	W		Northern Michigan \$					6-2
1/14	W		Denver					7-6 (ot)
1/15	W		Denver					7-3
1/21	L	@	North Dakota					0-1
1/22	W	@	North Dakota					5-2
1/28	W		MSU, Mankato					3-2
1/29	L		MSU, Mankato					5-6 (ot)
2/4	W	@	Minnesota-Duluth					3-2
2/5	W	@	Minnesota-Duluth					4-1
2/11	W		Colorado College					6-2
2/12	L		Colorado College					1-5
2/18	W	@	Michigan Tech					9-2
2/19	W	@	Michigan Tech					4-1
2/25	L		Wisconsin					2-4
2/26	L		Wisconsin					4-5
3/3	L		St. Cloud State					0-5
3/4	L	@	St. Cloud State					3-4 (ot)
3/10	W	@	Colorado College *					4-2
3/11	W	@	Colorado College *					3-2 (ot)
3/16	W	vs.	Minnesota State **					6-4
3/17	L	vs.	Wisconsin **					3-5
3/18	L	vs.	St. Cloud State **					4-6

OVERALL: 20-19-2 WCHA: 13-13-2 (6th)

% College Hockey Showcase

Exhibition

\$ Mariucci Classic

* First-Round WCHA Playoffs, Colorado Springs, Colo.

** WCHA Final Five, Target Center

YEAR-BY-YEAR RECORDS

2000-01COACH: DON LUCIA

Player	G	A	TP	PIM	PP	GW	SH	HT
Erik Westrum, C	26	35	61	84	7	2	3	0
Jordan Leopold, D	12	37	49	38	4	1	1	0
John Pohl, W	19	26	45	24	13	3	0	0
Jeff Taffe, C	12	23	35	56	4	5	0	0
Grant Potulny, W	22	11	33	38	16	5	0	1

Goaltender	GP	W-L-T	GA	GAA	Min.	SV	%	SO
Adam Hauser	40	26-12-2	101	2.56	2365	929	.902	3
Pete Samargia	5	1-1-0	6	2.13	168	68	.919	0
Erik Young	1	0-0-0	0	0.00	6	2	1.00	0

10/7	W	vs.	Notre Dame ^					7-3
10/14	W	@	(9) Bemidji State					9-3
10/20	W		(6) Minnesota-Duluth					3-1
10/21	W		(6) Minnesota-Duluth					9-2
10/27	W		(6) Alaska Anchorage					2-1
10/28	T		(6) Alaska Anchorage				3-3 (ot)	
11/3	W		(5) Wisconsin (2)					4-0
11/4	W		(5) Wisconsin (2)					5-2
11/10	L	@	(1) North Dakota (7)					5-7
11/11	T	@	(1) North Dakota (7)				5-5 (ot)	
11/17	W	@	(3) St. Cloud State (6)					2-0
11/18	W		(3) St. Cloud State (6)					4-3
11/24	L		(2) Michigan State (1) %					2-3
11/25	L		(2) Michigan (7) %					1-4
12/1	L	@	(7) Denver					0-4
12/2	L	@	(7) Denver					1-4
12/9	W		(10) Quinnipiac					11-2
12/10	W		Russian Selects #					5-4
12/29	W		(9) Union \$					3-2
12/30	W		(9) Lake Superior State \$					5-4
1/5	W	@	(9) Alaska Anchorage					3-1
1/6	W	@	(9) Alaska Anchorage					4-2
1/12	L		(9) North Dakota (2)					1-4
1/13	W		(9) North Dakota (2)					5-1
1/19	L	@	(8) Wisconsin (14)					2-4
1/20	W	@	(8) Wisconsin (14)					8-2
1/23	W		(8) Brown					3-1
1/27	W		(8) Bemidji State					5-1
2/2	W		(7) Michigan Tech					8-3
2/3	W		(7) Michigan Tech					5-1
2/9	W	@	(6) MSU, Mankato (12)					4-1
2/10	W	@	(6) MSU, Mankato (12)					3-1
2/16	W		(4) Colorado College (6)					6-1
2/17	W		(4) Colorado College (6)					4-1
2/23	L	@	(4) Minnesota-Duluth				4-5 (ot)	
2/24	W	@	(4) Minnesota-Duluth					4-0
3/2	L		(4) St. Cloud State (5)					1-6
3/3	L	@	(4) St. Cloud State (5)					2-5
3/9	W		(5) Michigan Tech *					7-2
3/10	W		(5) Michigan Tech *					3-1
3/16	L	vs.	(3) St. Cloud State (2) **					0-3
3/17	L	vs.	(3) Colorado College (5) **					4-5
3/23	L	vs.	(4) Maine (5)+				4-5 (ot)	

OVERALL: 27-13-2 WCHA: 18-8-2 (3rd)

^ Hall of Fame Game, Xcel Energy Center

College Hockey Showcase

% Exhibition

\$ Mariucci Classic

* First-Round WCHA Playoffs, Mariucci Arena

** WCHA Final Five, Xcel Energy Center

+ NCAA East Regional, Centrum Centre, Worcester, Mass.

2001-02COACH: DON LUCIA

NCAA FROZEN FOUR NCAA CHAMPIONS

Player	G	A	TP	PIM	PP	GW	SH	HT
John Pohl, C	27	52	79	26	14	0	3	0
Jeff Taffe, F	34	24	58	86	14	8	1	1
Jordan Leopold, D	20	28	48	28	8	3	1	0
Troy Riddle, W	16	31	47	46	4	3	3	0
Paul Martin, D	8	30	38	22	3	1	0	0

Goaltender	GP	W-L-T	GA	GAA	Min.	SV	%	SO
Adam Hauser	35	23-6-4	80	2.40	2003	842	.913	1
Justin Johnson	7	3-0-0	12	3.08	234	99	.892	1
Travis Weber	10	6-2-0	25	3.29	456	167	.870	0

10/5	W	@	(3) North Dakota (2) ^					7-5
10/19	W		(2) Bemidji State					7-2
10/20	W		(2) Bemidji State					7-1
10/26	W		(2) Colgate					8-0
10/27	W		(2) Colgate					9-0
11/2	W	@	(1) Michigan Tech					7-3
11/3	T	@	(1) Michigan Tech				5-5 (ot)	
11/9	W		(2) MSU, Mankato					5-3
11/10	W		(2) MSU, Mankato					4-2
11/16	W		(1) Minnesota-Duluth					5-1
11/17	W		(1) Minnesota-Duluth					5-3
11/23	W	@	(1) Michigan (9) %					5-2
11/25	T	@	(1) Michigan State (4) %				4-4 (ot)	
11/30	L		(1) St. Cloud State (2)					2-3
12/1	T	@	(1) St. Cloud State (2)				2-2 (ot)	
12/7	W	@	(2) Denver (2)					2-1
12/8	L	@	(2) Denver (2)					3-4
12/28	W		(2) Ferris State \$					3-2
12/29	W		(2) Providence \$					6-1
1/5	L		(3) North Dakota					3-4
1/6	W		(3) North Dakota					2-1
1/11	L	@	(4) Wisconsin					3-8
1/12	W	@	(4) Wisconsin					6-2
1/18	T	@	(5) Alaska Anchorage				3-3 (ot)	
1/19	W	@	(5) Alaska Anchorage					5-2
1/25	L		(4) Denver (1)					1-3
1/26	W		(4) Denver (1)					6-1
1/28	W		French Olympic Team #					6-2
2/1	L	@	(3) Minnesota-Duluth					2-5
2/2	W	@	(3) Minnesota-Duluth					2-1
2/8	W	@	(5) North Dakota					6-4
2/9	W	@	(5) North Dakota					4-3
2/15	L		(4) Colorado College (6)					5-6
2/16	W		(4) Colorado College (6)					7-3
2/22	W		(6) Wisconsin					6-3
2/23	W		(6) Wisconsin				4-3 (ot)	
3/1	W	@	(6) St. Cloud State (2)					5-4
3/2	W		(6) St. Cloud State (2)					3-1
3/8	W		(3) North Dakota *					7-2
3/9	W		(3) North Dakota *				4-3 (ot)	
3/15	W	vs.	(3) St. Cloud State (5) **					4-1
3/16	L	vs.	(3) Denver (1) **					2-5
3/23	W	vs.	(3) Colorado College (10) +					4-2
4/4	W	vs.	(2) Michigan (4) !					3-2
4/6	W	vs.	(2) Maine (3) !				4-3 (ot)	

OVERALL: 32-8-4 WCHA: 18-7-3 (3rd)

^ Hall of Fame Game, Engelstad Arena, Grand Forks, N.D.

% College Hockey Showcase \$ Mariucci Classic

Exhibition * First-Round WCHA Playoffs, Mariucci Arena

** WCHA Final Five, Xcel Energy Center

+ NCAA West Regional, Yost Arena, Ann Arbor, Mich.

! NCAA Frozen Four, Xcel Energy Center

YEAR-BY-YEAR RECORDS

2002-03.....COACH: DON LUCIA

WCHA PLAYOFF CHAMPIONS

NCAA FROZEN FOUR NCAA CHAMPIONS

Player	G	A	TP	PIM	PP	GW	SH	HT
Thomas Vanek, F	31	31	62	60	7	5	0	2
Troy Riddle, F	26	26	52	50	12	3	1	1
Keith Ballard, D	12	29	41	78	4	3	1	0
Matt Koalska, F	9	31	40	26	4	0	0	0
Paul Martin, D	9	30	39	32	4	1	0	0

Goaltender	GP	W-L-T	GA	GAA	Min.	SV	%	SO
Travis Weber	34	18-6-7	83	2.50	1993	761	.902	2
Justin Johnson	14	10-2-2	37	2.90	765	285	.885	0

10/12	W	vs.	(1) Ohio State (15) ^	7-2	
10/18	T	@	(1) New Hampshire (3)	5-5 (ot)	
10/19	L	@	(1) New Hampshire (3)	1-3	
10/25	W	@	(2) Michigan Tech	5-4	
10/26	T	@	(2) Michigan Tech	3-3 (ot)	
11/1	W		(4) Alabama-Huntsville	12-1	
11/2	W		(4) Alabama-Huntsville	4-2	
11/8	L	@	(3) Minnesota State	2-3	
11/9	W	@	(3) Minnesota State	7-4	
11/15	L		(8) Colorado College (7)	3-7	
11/16	T		(8) Colorado College (7)	2-2 (ot)	
11/22	W		(9) Michigan Tech	4-2	
11/23	W		(9) Michigan Tech	2-1	
11/29	T		(9) Michigan State %	5-5 (ot)	
12/1	L		(9) Michigan (8) %	1-3	
12/6	W	@	(10) Wisconsin	3-0	
12/7	W	@	(10) Wisconsin	3-2	
12/9	W		Team Italy #	4-2	
12/27	W		(7) Yale \$	7-3	
12/28	W		(7) Boston College (6) \$	2-1 (ot)	
1/3	L		(4) St. Cloud State	3-4	
1/4	T	@	(4) St. Cloud State	3-3 (ot)	
1/10	L		(7) North Dakota (1)	2-4	
1/11	W		(7) North Dakota (1)	6-3	
1/17	W		U.S. Under-18 Team #	6-0	
1/24	T		(8) Minnesota State	2-2 (ot)	
1/25	T		(8) Minnesota State	4-4 (ot)	
1/31	W	@	(7) Alaska Anchorage	4-0	
2/1	W	@	(7) Alaska Anchorage	4-1	
2/7	L	@	(7) Colorado College (1)	2-6	
2/8	W	@	(7) Colorado College (1)	3-2	
2/14	W		(7) Wisconsin	5-2	
2/15	W		(7) Wisconsin	8-1	
2/21	W	@	(6) Minnesota-Duluth	5-4	
2/22	L	@	(6) Minnesota-Duluth	4-5 (ot)	
2/28	T		(7) Denver (13)	3-3 (ot)	
3/1	W		(7) Denver (13)	8-5	
3/7	W	@	(6) St. Cloud State (2)	5-3	
3/8	T		(6) St. Cloud State (2)	1-1 (ot)	
3/14	W		(6) Michigan Tech *	3-1	
3/15	W		(6) Michigan Tech *	5-2	
3/21	W	vs.	(5) Minnesota State (9) **	3-2 (ot)	
3/22	W	vs.	(5) Colorado College (1) **	4-2	
3/28	W		(4) Mercyhurst +	9-2	
3/29	W		(4) Ferris State (6) +	7-4	
4/10	W	vs.	(2) Michigan (4) !	3-2 (ot)	
4/12	W	vs.	(2) New Hampshire (3) !	5-1	

OVERALL: 28-8-9 WCHA: 15-6-7 (T-2nd)

^ Hall of Fame Game, Xcel Energy Center # Exhibition

% College Hockey Showcase \$ Dodge Holiday Classic

* First-Round WCHA Playoffs, Mariucci Arena

** WCHA Final Five, Xcel Energy Center

+ NCAA West Regional, Mariucci Arena

! NCAA Frozen Four, HSBC Arena, Buffalo, N.Y.

2003-04.....COACH: DON LUCIA

WCHA PLAYOFF CHAMPIONS

Player	G	A	TP	PIM	PP	GW	SH	HT
Thomas Vanek, F	26	25	51	72	6	3	1	1
Troy Riddle, F	24	25	49	52	12	2	1	1
Matt Koalska, F	13	26	39	44	5	3	0	0
Keith Ballard, D	11	25	36	83	6	5	1	0
Gino Guyer, C	11	21	32	14	2	2	1	0

Goaltender	GP	W-L-T	GA	GAA	Min.	SV	%	SO
Kellen Briggs	40	25-11-3	96	2.62	2198	810	.894	4
Justin Johnson	13	2-3-0	27	3.57	453	164	.859	1

10/10	L	vs.	(1) Maine (13) ^	0-4	
10/11	W	@	(1) Nebraska-Omaha ^	7-3	
10/24	L		(4) Minnesota-Duluth	3-4 (ot)	
10/25	L		(4) Minnesota-Duluth	2-4	
10/31	W		(12) Denver (6)	6-2	
11/1	L		(12) Denver (6)	3-4	
11/7	L	@	(10) North Dakota (2)	3-7	
11/8	L	@	(10) North Dakota (2)	3-5	
11/14	T	@	Wisconsin	3-3	
11/15	L	@	Wisconsin	3-4	
11/21	W		Michigan Tech	6-2	
11/22	W		Michigan Tech	3-0	
11/28	W	@	Michigan State %	5-1	
11/29	W	@	Michigan %	4-2	
12/5	W	@	Alaska Anchorage	4-0	
12/6	L	@	Alaska Anchorage	4-6	
12/11	W		HC Riga 2000 #	7-1	
12/20	W		Princeton \$	9-0	
12/21	W		New Hampshire (8) \$	4-2	
1/2	T		(15) Boston University	5-5	
1/3	T		(15) Boston University	5-5	
1/9	W	@	(13) Colorado College (5)	2-1	
1/10	W	@	(13) Colorado College (5)	3-0	
1/16	W	@	(8) Minnesota State	6-0	
1/17	W	@	(8) Minnesota State	10-3	
1/23	L		(5) North Dakota (1)	2-4	
1/24	W		(5) North Dakota (1)	2-1	
1/30	W		(5) Wisconsin (7)	4-2	
1/31	W		(5) Wisconsin (7)	3-2	
2/6	W		(5) Bemidji State	2-1	
2/7	W		(5) Bemidji State	5-1	
2/13	L	@	(4) Minnesota-Duluth (6)	1-6	
2/14	L	@	(4) Minnesota-Duluth (6)	1-4	
2/20	W		(7) Alaska Anchorage	3-2	
2/21	W		(7) Alaska Anchorage	5-2	
2/27	L	@	(7) Denver (11)	2-6	
2/28	L	@	(7) Denver (11)	3-6	
3/5	W		(10) St. Cloud State (13)	7-4	
3/6	W		(10) St. Cloud State (13)	4-2	
3/12	W		(8) St. Cloud State (15) *	6-1	
3/13	W		(8) St. Cloud State (15) *	7-3	
3/19	W	vs.	(5) Minnesota-Duluth (3) **	7-4	
3/20	W	vs.	(5) North Dakota (1) **	5-4	
3/27	W	vs.	(3) Notre Dame (13) +	5-2	
3/28	L	vs.	(3) Minnesota-Duluth (5) +	1-3	

OVERALL: 27-14-3 WCHA: 15-12-1 (T-4th)

^ Maverick Stampede, Omaha, Neb.

% College Hockey Showcase # Exhibition

\$ Dodge Holiday Classic * First-Round WCHA Playoffs, Mariucci Arena

** WCHA Final Five, Xcel Energy Center

+ NCAA Midwest Regional, Van Andel Arena, Grand Rapids, Mich.

YEAR-BY-YEAR RECORDS

2004-05.....COACH: DON LUCIA

NCAA FROZEN FOUR

Player	G	A	TP	PIM	PP	GW	SH	HT
Tyler Hirsch, F	11	33	44	66	3	1	0	0
Danny Irmen, F	24	19	43	66	13	3	1	1
Ryan Potulny, C	24	17	41	20	14	5	1	1
Gino Guyer, C	12	20	32	10	4	2	1	0
Chris Harrington, D	2	24	26	100	1	1	0	0

Goaltender	GP	W-L-T	GA	GAA	Min.	SV	%	SO
Kellen Briggs	34	21-12-0	79	2.43	1953	821	.912	4
Justin Johnson	13	7-3-1	27	2.34	693	287	.914	1

10/7	W	(7) Calgary #					7-2	
10/9	W	(7) Denver (6) ^					5-2	
10/15	W	vs. (3) Massachusetts ~					1-0	
10/16	L	@ (3) Alaska Anchorage ~					2-3	
10/22	L	@ (7) North Dakota (2)					2-4	
10/23	W	@ (7) North Dakota (2)					6-0	
10/29	W	(6) Minnesota State					9-2	
10/30	W	(6) Minnesota State					3-2 (ot)	
11/5	W	(4) Wisconsin (5)					3-2	
11/6	W	(4) Wisconsin (5)					4-2	
11/19	W	@ (3) Denver (11)					5-4	
11/20	L	@ (3) Denver (11)					2-5	
11/26	W	(3) Michigan (1) %					5-1	
11/27	W	(3) Michigan State %					5-0	
12/3	L	@ (1) Colorado College (4)					1-3	
12/4	W	@ (1) Colorado College (4)					7-2	
12/10	W	@ (1) St. Cloud State					2-1 (ot)	
12/11	W	(1) St. Cloud State					4-2	
12/22	W	(1) Merrimack \$					6-2	
12/23	W	(1) Northern Michigan \$					4-1	
1/2	W	@ (1) Boston University (13)					2-1	
1/3	L	@ (1) Boston University (13)					1-2	
1/8	L	(1) Colorado College (2)					2-3 (ot)	
1/9	L	(1) Colorado College (2)					3-5	
1/14	W	@ (4) Minnesota State ✓					9-6	
1/15	W	@ (4) Minnesota State					2-1	
1/21	L	(4) Michigan Tech					3-6	
1/22	L	(4) Michigan Tech					1-3	
1/28	W	(7) Minnesota-Duluth					4-3	
1/29	L	(7) Minnesota-Duluth					2-3	
2/4	L	@ (9) Wisconsin (3)					1-3	
2/5	W	@ (9) Wisconsin (3)					5-3	
2/11	L	(9) Alaska Anchorage					2-3	
2/12	T	(9) Alaska Anchorage					5-5 (ot)	
2/19	W	(10) U.S. Under-18 Team #					7-5	
2/25	W	(12) St. Cloud State					5-4	
2/26	W	@ (12) St. Cloud State					4-1	
3/4	W	@ (9) Michigan Tech					4-2	
3/5	W	@ (9) Michigan Tech					5-0	
3/11	W	(6) Minnesota State *					7-2	
3/12	W	(6) Minnesota State *					5-3	
3/18	L	vs. (6) Colorado College (1) **					0-3	
3/19	L	vs. (6) North Dakota (13) **					2-4	
3/26	W	(7) Maine (12) +					1-0 (ot)	
3/27	W	(7) Cornell (3) +					2-1 (ot)	
4/7	L	vs. (4) North Dakota (3) !					2-4	

OVERALL: 28-15-1 WCHA: 17-10-1 (T-3rd)

Exhibition ^ Hall of Fame Game, Xcel Energy Center

~ Nye Frontier Classic, Anchorage, Alaska

✓ College Hockey Showcase \$ Dodge Holiday Classic

√ Minnesota State home game at Xcel Energy Center

* First-Round WCHA Playoffs, Mariucci Arena

** WCHA Final Five, Xcel Energy Center

+ NCAA West Regional, Mariucci Arena

! NCAA Frozen Four, Value City Arena, Columbus, Ohio

2005-06.....COACH: DON LUCIA

WCHA CHAMPIONS

Player	G	A	TP	PIM	PP	GW	SH	HT
Ryan Potulny, C	38	25	63	31	17	5	0	4
Phil Kessel, C	18	33	51	28	10	3	1	0
Alex Goligoski, D	11	28	39	63	4	1	0	0
Danny Irmen, F	16	22	38	40	5	2	1	1
Chris Harrington, D	3	33	36	64	2	0	0	0

Goaltender	GP	W-L-T	GA	GAA	Min.	SV	%	SO
Kellen Briggs	32	21-6-3	78	2.55	1832	737	.904	3
Jeff Frazee	12	6-3-2	26	2.36	660	264	.910	2

10/6	W	(1) Alberta #						4-3
10/14	L	(1) Alaska Fairbanks						3-4 (ot)
10/15	T	(1) Alaska Fairbanks						3-3 (ot)
10/21	W	(8) Minnesota State						5-2
10/22	W	(8) Minnesota State						4-3
10/28	L	@ (7) St. Cloud State						2-3
10/29	W	@ (7) St. Cloud State						3-1
11/4	T	@ (6) Minnesota Duluth						2-2 (ot)
11/5	L	@ (6) Minnesota Duluth						3-4
11/11	W	(13) Alaska Anchorage						9-0
11/12	W	(13) Alaska Anchorage						4-3
11/18	T	@ (10) Denver (12)						3-3 (ot)
11/19	W	@ (10) Denver (12)						4-3
11/25	W	@ (7) Michigan (1) %						6-3
11/26	T	@ (7) Michigan State %						2-2 (ot)
12/2	L	(4) Wisconsin (1)						3-4
12/3	L	(4) Wisconsin (1)						0-4
12/9	W	@ (8) North Dakota (4)						4-3
12/10	W	@ (8) North Dakota (4)						4-3
12/29	W	(3) Union \$						9-0
12/30	W	(3) UMass-Lowell \$						5-4
1/6	W	(3) Niagara						5-2
1/7	W	(3) Niagara						7-1
1/13	W	(2) North Dakota (10)						6-1
1/14	L	(2) North Dakota (10)						2-4
1/20	W	(3) Colorado College (7)						4-2
1/21	W	(3) Colorado College (7)						3-2
1/27	W	@ (4) Wisconsin (2)						5-4
1/28	W	@ (4) Wisconsin (2)						3-1
2/10	W	@ (1) Michigan Tech						7-1
2/11	T	@ (1) Michigan Tech						2-2 (ot)
2/17	W	(1) Denver (7)						3-2
2/18	W	(1) Denver (7)						5-1
2/24	W	@ (1) Alaska Anchorage						4-3
2/25	W	@ (1) Alaska Anchorage						4-0
3/3	W	(1) Minnesota Duluth						7-0
3/4	W	(1) Minnesota Duluth						2-0
3/10	W	(1) Alaska Anchorage *						7-4
3/11	W	(1) Alaska Anchorage *						6-2
3/17	L	vs. (1) St. Cloud State **						7-8 (ot)
3/18	L	vs. (1) Wisconsin (4) **						0-4
3/24	L	vs. (4) Holy Cross +						3-4 (ot)

OVERALL: 27-9-5 WCHA: 20-5-3 (1st)

Exhibition % College Hockey Showcase

\$ Dodge Holiday Classic * First-Round WCHA Playoffs, Mariucci Arena

** WCHA Final Five, Xcel Energy Center

+ NCAA West Regional, Engelstad Arena, Grand Forks, N.D.

YEAR-BY-YEAR RECORDS

2006-07 COACH: DON LUCIA

WCHA CHAMPIONS

WCHA FINAL FIVE CHAMPIONS

Player	G	A	TP	PIM	PP	GW	SH	HT
Jay Barribal, F	20	23	43	16	7	4	0	0
Kyle Okposo, C	19	21	40	34	6	3	1	1
Mike Vannelli, D	10	29	39	42	6	2	0	1
Alex Goligoski, D	9	30	39	51	5	3	0	0
Blake Wheeler, C	18	20	38	42	3	3	0	1

Goaltender	GP	W-L-T	GA	GAA	Min.	SV	%	SO
Kellen Briggs	26	17-7-2	54	2.13	1519	600	.917	2
Jeff Frazee	20	14-3-1	45	2.35	1148	417	.903	1

10/6	L	vs.	(2) Maine (11) ^			1-3		
10/8	W		(2) Lethbridge #			6-2		
10/13	W		(8) Wayne State			7-1		
10/14	W		(8) Wayne State			5-1		
10/20	W	@	(7) Ohio State			7-2		
10/21	W	@	(7) Ohio State			6-3		
10/27	W		(3) Colorado College			2-0		
10/28	W		(3) Colorado College			8-1		
11/3	W	@	(2) Minnesota Duluth			3-2		
11/4	W	@	(2) Minnesota Duluth			3-2 (ot)		
11/10	T		(2) St. Cloud State			5-5 (ot)		
11/11	T	@	(2) St. Cloud State			3-3 (ot)		
11/18	W		(1) Wisconsin (13)			2-1		
11/19	W		(1) Wisconsin (13)			3-1		
11/24	W		(1) Michigan State (6) %			5-4		
11/25	W		(1) Michigan (7) %			8-2		
12/1	T		(1) Minnesota State			5-5		
12/2	W	@	(1) Minnesota State			2-1		
12/8	W	@	(1) Michigan Tech			4-1		
12/9	W	@	(1) Michigan Tech			5-2		
12/29	W		(1) Alabama-Huntsville \$			3-1		
12/30	W		(1) Ferris State §			5-2		
1/5	W	@	(1) Minnesota State			5-1		
1/7	W		(1) Minnesota State			1-0		
1/12	L	@	(1) Wisconsin			1-2		
1/13	W	@	(1) Wisconsin			1-0		
1/19	L		(1) Denver (4)			0-1		
1/20	W		(1) Denver (4)			5-4		
1/26	L		(1) North Dakota (15)			3-5		
1/27	L		(1) North Dakota (15)			3-7		
2/2	W	@	(3) Alaska Anchorage			8-2		
2/3	W	@	(3) Alaska Anchorage			2-1		
2/16	W	@	(2) Colorado College (14)			3-2		
2/17	W	@	(2) Colorado College (14)			3-2		
2/23	L	@	(2) St. Cloud State (5)			1-5		
2/24	L		(2) St. Cloud State (5)			3-5		
3/2	W		(4) Michigan Tech			3-1		
3/3	L		(4) Michigan Tech			4-5		
3/9	W		(2) Alaska Anchorage *			6-2		
3/10	L		(2) Alaska Anchorage *			1-2 (ot)		
3/11	W		(2) Alaska Anchorage *			3-1		
3/16	W	vs.	(2) Wisconsin **			4-2		
3/17	W	vs.	(2) North Dakota (7) **			3-2 (ot)		
3/24	W	vs.	(2) Air Force +			4-3		
3/25	L	vs.	(2) North Dakota (6) +			2-3 (ot)		

OVERALL: 31-10-3 WCHA: 18-7-3 (1st)

^ Hall of Fame Game, Xcel Energy Center

Exhibition % College Hockey Showcase

\$ Dodge Holiday Classic * First-Round WCHA Playoffs, Mariucci Arena

** WCHA Final Five, Xcel Energy Center

+ NCAA West Regional, Pepsi Center, Denver, Colo.

2007-08 COACH: DON LUCIA

Player	G	A	TP	PIM	PP	GW	SH	HT
Blake Wheeler, C	15	20	35	72	1	0	1	0
Ben Gordon, W	15	14	29	32	7	3	0	0
Mike Howe, W	7	14	21	12	1	2	0	0
Jay Barribal, W	6	15	21	34	2	1	0	0
Derek Peltier, D	4	17	21	38	1	1	1	0

Goaltender	GP	W-L-T	GA	GAA	Min.	SV	%	SO
Alex Kangas	31	12-10-9	65	1.98	1966	861	.930	0
Jeff Frazee	14	6-7-0	39	2.93	798	317	.890	1

10/12	W	vs.	(5) RPI ^					4-3
10/13	W	vs.	(5) Michigan (9) ^					4-3
10/19	L	@	(3) Colorado College (10)					1-3
10/20	L	@	(3) Colorado College (10)					1-2 (ot)
10/25	W		(10) Ohio State (14)					3-1
10/26	W		(10) Ohio State (14)					2-1
10/27	W		(10) U.S. Under-18 Team #					3-1
11/2	L		(8) Denver (7)					1-5
11/4	L		(8) Denver (7)					1-4
11/9	W	@	(14) Minnesota State					4-3
11/10	W		(14) Minnesota State					5-3
11/16	W		(12) Alaska Anchorage					3-0
11/17	L		(12) Alaska Anchorage					2-4
11/23	T	@	(15) Michigan State (6) %					3-3 (ot)
11/24	L	@	(15) Michigan (2) %					1-5
11/30	L		Michigan Tech					2-3 (ot)
12/1	W		Michigan Tech					3-1
12/7	L	@	North Dakota (8)					2-4
12/8	W	@	North Dakota (8)					4-3
12/29	L		(12) Rochester Inst. Tech. §					3-4
12/30	T		(12) Air Force \$					2-2 (ot)
1/4	W		(12) Wayne State					5-1
1/5	W		(12) Wayne State					5-2
1/11	L		(14) St. Cloud State (15)					1-3
1/12	T	@	(14) at St. Cloud State (15)					4-4 (ot)
1/18	T	@	Minnesota Duluth					1-1 (ot)
1/19	W	@	Minnesota Duluth					2-1
1/25	L	@	Wisconsin					1-3
1/26	T	@	Wisconsin					2-2 (ot)
2/1	L		(15) North Dakota (3)					1-2 (ot)
2/2	T		(15) North Dakota (3)					1-1 (ot)
2/8	T	@	Denver (7)					1-1 (ot)
2/9	L	@	Denver (7)					1-4
2/22	W		Wisconsin (12)					4-2
2/23	T		Wisconsin (12)					4-4 (ot)
2/29	T	@	Alaska Anchorage					2-2 (ot)
3/1	W	@	Alaska Anchorage					4-1
3/7	W		(14) Minnesota Duluth					4-1
3/8	L		(14) Minnesota Duluth					2-3
3/14	L	@	(15) Minnesota State (11) *					0-1 (2ot)
3/15	W	@	(15) Minnesota State (11) *					2-1 (ot)
3/16	W	@	(15) Minnesota State (11) *					3-2 (2ot)
3/20	W	vs.	(12) St. Cloud State (7) **					3-2
3/21	W	vs.	(12) Colorado College (2) **					2-1 (ot)
3/22	L	vs.	(12) Denver (6) **					1-2
3/28	L	vs.	(11) Boston College (7) +					2-5

OVERALL: 19-17-9 WCHA: 9-12-7 (7th)

^ IceBreaker Tournament, Xcel Energy Center

Exhibition % College Hockey Showcase \$ Dodge Holiday Classic

* First-Round WCHA Playoffs, Mankato, Minn.

** WCHA Final Five, Xcel Energy Center

+ NCAA Northeast Regional, DCU Center, Worcester, Mass.

YEAR-BY-YEAR RECORDS

2008-09.....COACH: DON LUCIA

Player	G	A	TP	PIM	PP	GW	SH	HT
Ryan Stoa, W	24	22	46	76	4	4	4	0
Jordan Schroeder, C	13	32	45	29	3	2	0	0
Jay Barriball, W	11	23	34	52	4	3	0	0
Cade Fairchild, D	9	24	33	52	5	0	0	0
Mike Hoeffel, W	12	8	20	38	6	2	0	0

Goaltender	GP	W-L-T	GA	GAA	Min.	SV	%	SO
Alex Kangas	36	17-11-6	94	2.79	2019	852	.901	3
Kent Patterson	7	0-2-1	9	2.34	231	111	.925	0

10/10	W		(9) British Columbia #			3-1		
10/17	W	@	(9) St. Cloud State (10)			3-2		
10/18	W		(9) St. Cloud State (10)			2-1		
10/24	T	@	(6) Wisconsin			2-2 (ot)		
10/25	W	@	(6) Wisconsin			5-2		
10/31	T		(5) Minnesota State (11)			3-3 (ot)		
11/1	W	vs.	(5) Minnesota State (11) ^			6-3		
11/7	T		(4) New Hampshire (5)			2-2 (ot)		
11/8	W		(4) New Hampshire (5)			6-2		
11/15	T		(2) Michigan Tech			2-2 (ot)		
11/16	W		(2) Michigan Tech			3-0		
11/21	W	@	(1) Denver (10)			5-2		
11/22	L	@	(1) Denver (10)			0-4		
11/28	L		(1) Michigan (15) %			3-6		
11/29	T		(1) Michigan State %			4-4 (ot)		
12/13	W		(2) Colorado College (10)			4-1		
12/14	L		(2) Colorado College (10)			0-1		
1/2	W		(4) Brown \$			6-2		
1/3	W		(4) Northeastern (6) \$			3-2 (ot)		
1/9	L	@	(3) North Dakota			3-6		
1/10	L	@	(3) North Dakota			1-6		
1/16	W		(8) St. Cloud State			5-1		
1/17	W	@	(8) St. Cloud State			8-6		
1/30	L	@	(5) Minnesota State			2-6		
1/31	L		(5) Minnesota State			1-3		
2/6	L		(9) Wisconsin			2-3		
2/7	L		(9) Wisconsin			4-5		
2/13	T		(14) Alaska Anchorage			2-2 (ot)		
2/14	W		(14) Alaska Anchorage			4-2		
2/20	L	@	(14) Colorado College			3-4		
2/21	L	@	(14) Colorado College			3-5		
2/27	T		Minnesota Duluth (14)			2-2 (ot)		
2/28	W		Minnesota Duluth (14)			5-3		
3/6	L	@	Michigan Tech			5-6 (ot)		
3/7	W	@	Michigan Tech			2-0		
3/13	W		St. Cloud State *			4-2		
3/14	W		St. Cloud State *			3-0		
3/19	L	vs.	(11) Minnesota Duluth **			1-2		

OVERALL: 17-13-7 WCHA: 12-11-5 (5th)

Exhibition

^ Minnesota Hockey Showcase, Xcel Energy Center

% College Hockey Showcase \$ Dodge Holiday Classic

* First-Round WCHA Playoffs, Mariucci Arena

** WCHA Final Five, Xcel Energy Center

2009-10.....COACH: DON LUCIA

Player	G	A	TP	PIM	PP	GW	SH	HT
Tony Lucia, W	11	17	28	22	3	2	2	0
Jordan Schroeder, W	9	19	28	14	5	0	2	0
Mike Hoeffel, W	13	11	24	22	6	3	1	0
Cade Fairchild, D	4	17	21	36	1	0	0	0
Jacob Cepis, F	8	11	19	30	2	1	0	0

Goaltender	GP	W-L-T	GA	GAA	Min.	SV	%	SO
Alex Kangas	33	16-15-1	84	2.61	1934	858	.911	1
Kent Patterson	8	2-4-1	21	3.10	406	192	.901	0

10/4	W		British Columbia #					6-1
10/16	L	@	North Dakota					0-4
10/17	T	@	North Dakota					3-3 (ot)
10/23	L		Denver					0-3
10/24	L		Denver					0-3
10/30	W		Alaska Anchorage					5-1
11/1	W		Alaska Anchorage					4-1
11/6	L	@	Wisconsin					2-4
11/7	W	@	Wisconsin					5-2
11/14	W		Bemidji State					4-1
11/15	L		Bemidji State					2-6
11/20	L		Minnesota Duluth					3-4 (ot)
11/21	L		Minnesota Duluth					2-3
11/27	L	@	Michigan %					0-6
11/28	W	@	Michigan State %					2-1
12/4	L		Minnesota State					1-3
12/5	W	@	Minnesota State					6-2
12/11	W	@	Michigan Tech					3-2
12/12	W	@	Michigan Tech					3-2
1/2	W		Bowling Green \$					3-1
1/3	L		Northern Michigan \$					2-4
1/8	W		Harvard					5-2
1/9	W		Harvard					3-1
1/15	T		North Dakota					3-3 (ot)
1/16	W		North Dakota					5-1
1/22	L	@	St. Cloud State					3-4
1/23	L		St. Cloud State					1-4
1/29	W	@	Alaska Anchorage					7-4
1/30	L	@	Alaska Anchorage					1-2
2/12	L	@	Denver					1-3
2/13	L	@	Denver					1-5
2/19	W		Colorado College					3-0
2/20	W		Colorado College					7-4
2/26	W	@	Minnesota Duluth					3-2
2/27	L	@	Minnesota Duluth					0-3
3/5	L		Wisconsin&					2-3
3/6	W		Wisconsin					6-1
3/12	L	@	North Dakota *					0-6
3/13	W	@	North Dakota *					4-2
3/14	L	@	North Dakota *					1-4

OVERALL: 18-19-2 WCHA: 12-14-2 (7th)

Exhibition

& game played at Target Center, Minneapolis

% College Hockey Showcase

\$ Dodge Holiday Classic

* WCHA First Round Playoffs, Grand Forks, N.D.

YEAR-BY-YEAR RECORDS

2010-11 COACH: DON LUCIA

Player	G	A	TP	PIM	PP	GW	SH	HT
Jacob Cepis, W	12	17	29	26	1	2	0	0
Jay Barriball, W	12	16	28	18	7	3	0	1
Mike Hoeffel, W	13	11	24	24	6	0	0	0
Cade Fairchild, D	6	18	24	12	3	0	1	0
Erik Haula, C	6	18	24	22	2	1	1	0

Goaltender	GP	W-L-T	GA	GAA	Min.	SV	%	SO
Kent Patterson	30	14-9-6	72	2.49	1738	833	.920	0
Alex Kangas	8	2-5-0	28	3.82	440	231	.892	0

10/3	W	British Columbia #		6-0
10/8	W	(15) Massachusetts		5-3
10/9	W	(15) Massachusetts		5-4
10/15	L	(13) Nebraska-Omaha (17)		4-5
10/16	L	(13) Nebraska-Omaha (17)		2-4
10/22	L	(20) St. Cloud State (14)		2-5
10/24	W	(20) St. Cloud State (14)		2-1
10/29	W @	(20) Colorado College (19)		4-1
10/30	W @	(20) Colorado College (19)		9-4
11/5	L	(17) Wisconsin (15)		0-6
11/6	T	(17) Wisconsin (15)		3-3 (ot)
11/19	W @	(19) Michigan Tech		6-4
11/20	W @	(19) Michigan Tech		4-1
11/26	L	(15) Michigan State %		2-5
11/28	W	(15) Michigan (8) %		3-1
12/3	L @	(17) Minnesota State		2-3
12/4	L @	(17) Minnesota State		1-2
12/10	W	Minnesota Duluth (2)		3-2
12/12	T	Minnesota Duluth (2)		2-2 (ot)
12/31	L	(19) Union (12) \$		2-3 (ot)
1/1	T	(19) Ferris State (18) \$		2-2 (ot)
1/7	W	U.S. Under-18 Team #		9-0
1/14	W @	North Dakota (2)		3-2
1/15	L @	North Dakota (2)		1-4
1/28	W	Alaska Anchorage		5-1
1/29	L	Alaska Anchorage		0-1
2/4	T @	Minnesota Duluth (4)		2-2 (ot)
2/5	L @	Minnesota Duluth (4)		4-6
2/11	L	Denver (4)		1-2
2/12	W	Denver (4)		7-3
2/18	W @	Wisconsin (12)		5-2
2/19	T @	Wisconsin (12)		3-3 (ot)
2/25	W	(20) Michigan Tech		5-2
2/26	W	(20) Michigan Tech		5-2
3/4	T @	(19) Bemidji State		3-3 (ot)
3/5	W @	(19) Bemidji State		3-2 (ot)
3/11	L	(17) Alaska Anchorage *		3-4
3/12	L	(17) Alaska Anchorage *		0-2

OVERALL: 16-14-6 WCHA: 13-10-5 (5th)

Exhibition

\$ Mariucci Classic

* WCHA First Round Playoffs, Mariucci Arena

% College Hockey Showcase

2011-12 COACH: DON LUCIA

WCHA CHAMPIONS NCAA FROZEN FOUR

Player	G	A	TP	PIM	PP	GW	SH	HT
Erik Haula, C	20	29	49	30	8	4	1	0
Kyle Rau, W	18	25	43	29	9	6	1	0
Nick Bjugstad, C	25	17	42	28	8	3	0	1

Goaltender	GP	W-L-T	GA	GAA	Min.	SV	%	SO
Kent Patterson	43	28-14-1	99	2.32	2556	966	.907	7
Michael Shibrowski	1	0-0-0	0	0	20	5	1.000	0

10/2	W	(19) British Columbia #		3-0
10/7	W	(19) Sacred Heart		9-0
10/8	W	(19) Sacred Heart		6-0
10/14	W @	(14) Minnesota Duluth (9)		5-4 (ot)
10/15	W @	(14) Minnesota Duluth (9)		5-4
10/21	W	(8) Vermont		6-0
10/23	L	(8) Vermont		4-5
10/28	W @	(8) Alaska Anchorage		5-0
10/29	W @	(8) Alaska Anchorage		3-1
11/4	W	(5) North Dakota (15)		2-0
11/5	W	(5) North Dakota (15)		3-2
11/11	L @	(1) Wisconsin		1-3
11/12	W @	(1) Wisconsin		4-1
11/18	L @	(1) St. Cloud State		3-4
11/19	W	(1) St. Cloud State		5-0
11/25	L @	(3) Michigan State (20)		3-4
11/26	T @	(3) Michigan State (20)		4-4 (ot)
12/2	W	(5) Minnesota State		4-2
12/3	W	(5) Minnesota State		3-2
12/9	L	(2) Michigan Tech		2-3 (ot)
12/10	W	(2) Michigan Tech		6-2
12/30	W	(2) Niagara \$		5-1
12/31	L	(2) Northeastern \$		2-3
1/7	L	(3) Notre Dame (5) ^		3-4
1/13	L @	(5) North Dakota (17)		1-2
1/14	W @	(5) North Dakota (17)		6-2
1/20	L	(4) Colorado College (11)		1-2
1/21	W	(4) Colorado College (11)		2-1
1/27	W	(3) St. Cloud State		2-1
1/28	W @	(3) St. Cloud State		3-2
2/10	L @	(2) Denver (14)		3-5
2/11	L @	(2) Denver (14)		3-4 (ot)
2/17	W	(7) Bemidji State		3-0
2/18	W	(7) Bemidji State		4-1
2/24	W @	(6) Nebraska Omaha		3-2 (ot)
2/25	W @	(6) Nebraska Omaha		3-2
3/2	L	(T4) Wisconsin		1-4
3/3	W	(T4) Wisconsin		2-1
3/9	W	(5) Alaska Anchorage *		2-1
3/10	W	(5) Alaska Anchorage *		7-3
3/16	L	(4) North Dakota (12) **		3-6
3/24	W	(6) Boston university (8) +		7-3
3/25	W	(6) North Dakota (4) +		5-2
4/5	L	(6) Boston College (1) !		1-6

OVERALL: 28-14-1 WCHA: 20-8-0 (1st)

Exhibition

\$ Mariucci Classic

^ Hall of Fame Game, Mariucci Arena

* WCHA First Round Playoffs, Mariucci Arena

** WCHA Final Five, Xcel Energy Center

+ NCAA West Regional, Xcel Energy Center

! NCAA Frozen Four, Tampa Bay Times Forum, Tampa, Fla.

YEAR-BY-YEAR RECORDS

2012-13.....COACH: DON LUCIA

WCHA CHAMPIONS

Player	G	A	TP	PIM	PP	GW	SH	HT
Erik Haula, C	16	35	51	14	3	2	1	0
Kyle Rau, W	15	25	40	22	+	8	0	1
Nick Bjugstad, C	21	15	36	28	11	5	0	0

Goaltender	GP	W-L-T	GA	GAA	Min.	SV	%	SO
Adam Wilcox	39	25-8-5	73	1.88	.921	855	.921	3

10/6	W		(1) Lethbridge#					7-0
10/12	W		(1) Michigan State (16)					5-1
10/13	W		(1) Michigan State (16)					7-1
10/19	L	@	(1) Michigan Tech					3-5
10/20	W	@	(1) Michigan Tech					3-2
10/28	W		(2) Canisius					1-0
11/2	W		(2) Minnesota State					3-2
11/3	L	@	(2) Minnesota State					3-5
11/9	W	@	(2) Alaska Anchorage					4-0
11/10	T	@	(2) Alaska Anchorage					2-2 (ot)
11/16	T		(3) Wisconsin					2-2 (ot)
11/17	W		(3) Wisconsin					3-1
11/23	W	@	(4) Vermont					5-1
11/24	W	@	(4) Vermont					3-1
11/30	L		(3) Omaha (13/14)					2-3
11/31	W		(3) Omaha (13/14)					3-2
12/7	W	@	(4/5) Colorado College (19)					4-2
12/8	T	@	(4/5) Colorado College (19)					4-4 (ot)
12/29	W		(4) Air Force\$					4-0
12/30	W		(4) Boston College (1)\$					8-1
1/8	W		(1) Notre Dame (2/3)					4-1
1/11	W		(1) Alaska Anchorage					4-3
1/12	W		(1) Alaska Anchorage					7-1
1/18	W		(1) North Dakota (6)					5-1
1/19	T		(1) North Dakota (6)					4-4 (ot)
1/25	L		(1) Minnesota State (14)					1-2
1/26	W	@	(1) Minnesota State (14)					4-1
2/8	W	@	(1) St. Cloud State (8/10)					4-2
2/9	L	@	(1) St. Cloud State (8/10)					3-4
2/15	W	@	(2) Wisconsin (18)					3-2
2/17	L	@	(2) Wisconsin (18)^					2-3
2/22	W		(2) Minnesota Duluth					5-3
2/23	T		(2) Minnesota Duluth					2-2 (ot)
3/1	L		(2) Denver (10/11)					0-2
3/2	W		(2) Denver (10/11)					5-1
3/8	W	@	(2) Bemidji State					4-3
3/9	W	@	(2) Bemidji State					5-1
3/15	W		(2) Bemidji State*					2-1 (ot)
3/16	W		(2) Bemidji State*					4-3
3/22	L		(1/2) Colorado College**					0-2
3/29	L		(1/2) Yale (15)+					2-3 (ot)

OVERALL: 26-9-5 WCHA: 16-7-5 (t-1st)

Exhibition

\$ Mariucci Classic

^ Hockey City Classic, Soldier Field

* WCHA First Round Playoffs, Mariucci Arena

** WCHA Final Five, Xcel Energy Center

+ NCAA West Regional, Grand Rapids, Mich.

RECORDS BY HOME ARENA

HOME ARENAS

New Mariucci Arena (1993-present)

Year	W	L	T	Pct.
1993-94	14	4	2	.750
1994-95	11	6	2	.632
1995-96	18	2	0	.900
1996-97	16	4	0	.800
1997-98	13	7	0	.650
1998-99	9	9	7	.500
1999-2000	9	7	2	.556
2000-01	18	4	1	.805
2001-02	18	4	0	.818
2002-03	14	4	6	.708
2003-04	16	4	2	.773
2004-05	15	6	1	.705
2005-06	17	4	1	.795
2006-07	15	6	2	.696
2007-08	9	8	3	.525
2008-09	11	5	6	.636
2009-10	10	9	1	.525
2010-11	9	10	3	.477
2011-12	17	6	0	.739
2012-13	16	3	3	.875
Total	275	112	42	.690

Williams Arena (1950-85)/Mariucci Arena (1985-93)

Year	W	L	T	Pct.
1949-50	2	2	0	.500
1950-51	8	7	0	.533
1951-52	8	7	0	.533
1952-53	12	2	0	.857
1953-54	15	3	0	.833
1954-55	10	7	0	.588
1955-56	7	6	0	.538
1956-57	11	5	0	.688
1957-58	11	4	0	.733
1958-59	9	4	1	.679
1959-60	7	6	2	.533
1960-61	10	4	1	.700
1961-62	7	4	2	.615
1962-63	8	2	2	.750
1963-64	8	6	0	.571
1964-65	9	8	0	.529
1965-66	6	6	0	.500
1966-67	5	6	1	.458
1967-68	10	5	0	.667
1968-69	7	4	2	.615
1969-70	11	3	0	.786
1970-71	7	6	0	.538
1971-72	4	11	0	.267
1972-73	10	4	2	.688
1973-74	13	4	3	.725
1974-75	18	1	1	.925
1975-76	14	7	0	.667
1976-77	7	10	2	.421
1977-78	17	3	2	.818
1978-79	20	4	1	.820
1979-80	18	7	0	.720
1980-81	22	4	0	.846

1981-82	16	5	1	.750
1982-83	20	5	1	.788
1983-84	17	4	1	.795
1984-85	18	5	1	.771
1985-86	21	3	0	.875
1986-87	21	3	0	.875
1987-88	21	1	0	.955
1988-89	21	3	1	.860
1989-90	16	6	1	.717
1990-91	17	3	3	.804
1991-92	17	4	0	.810
1992-93	13	6	1	.675
Total	549	210	32	.714

St. Paul Auditorium (1932-68)

Year	W	L	T	Pct.
1931-32	1	0	0	1.000
1935-36	0	1	0	.000
1936-37	1	0	0	1.000
1937-38	0	1	0	.000
1938-39	0	1	0	.000
1939-40	1	0	0	1.000
1943-44	1	0	0	1.000
1948-49	3	1	0	.750
1949-50	0	1	0	.000
1954-55	1	0	0	1.000
1955-56	1	1	0	.500
1956-57	0	1	0	.000
1965-66	2	0	0	1.000
1966-67	2	0	0	1.000
1968-69	1	1	0	.500
Total	14	8	0	.636

Minneapolis Arena (1925-50)

Year	W	L	T	Pct.
1924-25	6	1	1	.813
1925-26	9	1	0	.900
1926-27	7	4	0	.636
1927-28	7	0	1	.938
1928-29	10	0	1	.955
1929-30	6	4	0	.600
1930-31	4	4	0	.500
1931-32	6	0	0	1.000
1934-35	4	1	1	.750
1935-36	5	3	0	.625
1936-37	8	2	1	.773
1937-38	5	2	0	.714
1938-39	9	2	0	.818
1939-40	9	0	0	1.000
1940-41	7	1	1	.833
1941-42	6	2	0	.750
1942-43	7	4	0	.636
1943-44	4	4	0	.500
1944-45	5	0	1	.917
1945-46	5	2	2	.667
1946-47	7	4	1	.625
1947-48	1	7	0	.125
1948-49	5	2	0	.714
1949-50	0	1	0	.000
Total	142	51	10	.724

RECORDS BY HOME ARENA

Hippodrome Arena (1923-34)

Year	W	L	T	Pct.
1922-23	6	0	0	1.000
1923-24	0	1	0	.000
1926-27	1	0	0	1.000
1931-32	2	0	0	1.000
1932-33	7	0	0	1.000
1933-34	7	0	0	1.000
Total	23	1	0	.958

Coliseum (1924)

Year	W	L	T	Pct.
1923-24	2	0	0	1.000

Lexington/University Rink (1922-24)

Year	W	L	T	Pct.
1921-22	4	2	0	.667
1923-24	4	0	0	1.000
Total	8	2	0	.800

NEUTRAL SITE ARENAS

St. Paul Civic Center (1976-97)

Year	W	L	T	Pct.
1976-77	1	1	0	.500
1987-88	1	1	0	.500
1988-89	1	3	0	.250
1989-90	1	1	0	.500
1990-91	1	1	0	.500
1991-92	1	1	0	.500
1992-93	2	0	0	1.000
1993-94	0	1	0	.000
1994-95	3	1	0	.750
1996-97	1	1	0	.500
Total	12	11	0	.522

Met Center (1991-93)

Year	W	L	T	Pct.
1991-92	1	0	0	1.000
1992-93	0	1	0	.000
Total	1	1	0	.500

Target Center (1992-2010)

Year	W	L	T	Pct.
1992-93	0	0	1	.500
1993-94	1	0	0	1.000
1994-95	1	0	0	1.000
1995-96	1	0	0	1.000
1996-97	1	0	0	1.000
1997-98	1	0	0	1.000
1998-99	1	2	0	.333
1999-2000	1	2	0	.333
2009-10	0	1	0	.000
Total	7	5	1	.577

Xcel Energy Center (2000-present)

Year	W	L	T	Pct.
2000-01	1	2	0	.333
2001-02	3	1	0	.750
2002-03	3	0	0	1.000
2003-04	2	0	0	1.000
2004-05	2	2	0	.500
2005-06	0	2	0	.000
2006-07	2	1	0	.667
2007-08	4	1	0	.800
2008-09	1	1	0	.500
2011-12	2	1	0	.667
2012-13	0	1	0	.000
Total	20	12	0	.645

NEWSPAPERS**MINNEAPOLIS****STAR TRIBUNE**Sports Editor: **Glen Crevier**

(gcrevier@startribune.com)

Asst. Sports Editor: **Dennis Brackin**

(dbrackin@startribune.com)

Beat Writer: **Jason Gonzalez**

(jgonzaelz@startribune.com)

Sid Hartman (shartman@startribune.com)**Patrick Reusse** (preusse@startribune.com)**Jim Souhan** (jsouhan@startribune.com)

425 Portland Ave. • Minneapolis, MN 55415

(612) 673-4447 • Fax (612) 673-7774

MINNESOTA DAILYSports Editor: **Charlie Armitz**

(carmitz@mmdaily.com)

2301 University Ave. SE • Minneapolis, MN 55414

(612) 627-4080 • Fax (612) 627-4159

MINNESOTA SPOKESMAN-RECORDER**Charles Hallman** (charleshallman@yahoo.com)**Kwame McDonald** (kmcDonald@spokesman-

recorder.com)

3744 4th Ave. South • Minneapolis, MN 55409

(612) 827-4021 • Fax (612) 827-0577

LET'S PLAY HOCKEYEditor: **Kevin Kurtz** (editor@letsplayhockey.com)

2721 East 42nd Street • Minneapolis, MN 55406

(612) 729-0023 • Fax (612) 729-0259

MINNESOTA HOCKEY JOURNALEditor: **Greg Anzels** (greg@tgsports.com)

6160 Summit Drive • Minneapolis, MN 55430

(612) 595-0808 ext. 107 • Fax (612) 595-0016

ST. PAUL**PIONEER PRESS**Sports Editor: **Mike Bass**

(mbass@pioneerpress.com)

Beat Writer: **Bruce Brothers**

(brucebrothers@pioneerpress.com)

Tom Powers (tpowers@pioneerpress.com)**Bob Sansevere** (bsansevere@pioneerpress.com)**Charley Walters** (cwalters@pioneerpress.com)

345 Cedar St. • St. Paul, MN 55101

(651) 228-5518 • Fax (651) 228-5527

MINNESOTA SUBURBAN**MINNESOTA SUN NEWSPAPERS**Sports Editor: **Greg Kelven**

(gkelven@acnpapers.com)

10917 Valley View Road • Eden Prairie, MN 55344

(952) 829-0797 • Fax (952) 392-6868

GREATER MINNESOTA**ROCHESTER POST-BULLETIN**Sports Editor: **Craig Swalboski**

(swalbo@postbulletin.com)

Jason Feldman (jfeldman@postbulletin.com)

18 First Ave. SE • Rochester, MN 55904

(507) 285-7600 • Fax (507) 285-7772

ST. CLOUD TIMESSports Editor: **Dave Deland**

(ddeland@stcloudtimes.com)

Kevin Allenspach (kevin@stcloudtimes.com)

3000 N. 7th St. • St. Cloud, MN 56302

(320) 255-8770 • Fax (320) 255-0447

DULUTH NEWS-TRIBUNESports Editor: **Rick Lubbers**

(rlubbers@duluthnews.com)

Kevin Pates (kpates@duluthnews.com)

424 W. 1st • Duluth, MN 55816

(218) 723-5303 • Fax (218) 723-5314

FARGO FORUMSports Editor: **Scott Nulph**

(snulph@forumcomm.com)

101 5th St. N. • Fargo, ND 58102

(701) 235-7311 • Fax (701) 241-5406

MANKATO FREE PRESS**Chad Courrier** (ccourrier@mankatofreepress.com)**Shane Frederick**

(sfrederick@mankatofreepress.com)

418 S. 2nd Street • Mankato, MN 56001

(507) 344-6397 • Fax (507) 388-4355

WIRE SERVICE**ASSOCIATED PRESS**Sports Editor: **Dave Campbell** (dcampbell@ap.org)**Jon Krawczynski** (jkrawczynski@ap.org)

511 11th Ave. S., Suite 460 • Minneapolis, MN 55415

(612) 332-2727 • Fax (612) 342-5299

TELEVISION**FOX SPORTS NORTH**Producer: **Vanessa Lambert**

(Vanessa.Lambert@foxsports.net)

Producer: **Brent Reiland**

(Brent.Reiland@foxsports.net)

Doug McLeod (dvoxcoyo@aol.com)

One Main St. SE - Suite 600 • Minneapolis, MN

55414

(612) 486-9500 • Fax (612) 486-9589

KARE-TV (NBC)Sports Director: **Randy Shaver**

(rshaver@kare11.com)

Eric Perkins (eperkins@kare11.com)**Dave Schwartz** (dschwartz@kare11.com)**David Watkins** (dwtatkins@kare11.com)

8811 Olson Memorial Hwy. • Minneapolis, MN 55427

(763) 546-1111 • Fax (763) 546-8606

KMSF-TV (FOX-9/UPN-29)Sports Director: **Seth Kaplan** (skap1795@foxtv.com)**Dawn Mitchell** (dmitc770@foxtv.com)**Jim Rich** (jrich674@foxtv.com)

11358 Viking Drive • Eden Prairie, MN 55344

(952) 944-9999 • Fax (952) 942-0455

KSTP-TV (ABC)Sports Producer: **Joe Schmit** (jschmit@kstp.com)**Chris Long** (clong@kstp.com)**Darren Woolfson** (dwoolfson@kstp.com)

3415 University Ave. • St. Paul, MN 55114

(651) 642-4463 • Fax (651) 642-4409

WCCO-TV (CBS)Sports Director: **Lindsey Peterson**

(lindsey.peterson@cbsradio.com)

Mark Rosen (marosen@wcco.cbs.com)**Mike Max** (mmax@wcco.cbs.com)**Carry Clancy** (cjclancy@wcco.cbs.com)

90 South 11th St. • Minneapolis, MN 55403

(612) 330-2539 • Fax (612) 330-2767

RADIO**WCCO-AM 830**Sports Director: **Dan Terhaar**

(dterhaar@wccoradio.cbs.com)

Dave Lee (dlee@wccoradio.cbs.com)**Mike Max** (mmax@wccoradio.cbs.com)**Dave Mona** (dmona@wccoradio.cbs.com)**Steve Thomson** (sthomson@wccoradio.cbs.com)

625 2nd Ave. South • Minneapolis, MN 55402

(612) 370-0611 • Fax (612) 370-0159

KFAN-FM 100.3**Chad Abbott** (chadabbott@clearchannel.com)**Paul Allen** (paulallen@clearchannel.com)**Mike Morris** (mikemorris@clearchannel.com)**Dan Barreiro** (danbarreiro@clearchannel.com)**Cory Cove** (corycove@clearchannel.com)**Henry Lake** (henrylake@clearchannel.com)

1600 Utica Ave. So. Suite 400 • Minneapolis,

MN 55416

(952) 417-3000 • Fax (952) 417-3001

KSTP-AM 1500**Matt Michalski** (rookie@am1500.com)**Pat Reusse** (preusse@am1500.com)**Joe Soucheray** (gjloe@am1500.com)**Judd Zulgard** (juddzulgard@gmail.com)**Tom Pelissero** (tpelissero@am1500.com)

3415 University Ave. • St. Paul, MN 55144

(651) 647-1500

KUOM-AM**Ryan Wilson** (news@radiok.org)

610 Rarig Center • 330 21st Ave. S. • Minneapolis,

MN 55455

(612) 625-3500 • Fax (612) 625-2112

MINNESOTA NEWS NETWORK**Mike Grimm**

331 11th St. South • Minneapolis, MN 55404

(612) 321-7211 (newsroom@mnnradio.com)

Fax (612) 321-7222

KROC-AM (ROCHESTER)**Ed Rauen** (edrauen.roch@charter.net)

122 SW 4th St. • Rochester, MN 55902

(507) 286-1010 • Fax (507) 286-9370

MEDIA CREDENTIALS

Requests for 2013-14 hockey media credentials for University of Minnesota home games at Mariucci Arena must be made in advance via email to Brian Deutsch in the Athletic Communications Office (deuts060@umn.edu). Credentials, which cannot be mailed, may be picked up at the Athletic Communications Office in the Bierman Building the Thursday prior to a weekend series, or game night at the media will call area located on the southwest side of Mariucci Arena. Credential requests must be received by THURSDAY NOON the week of the series to be assured credentials. The University of Minnesota reserves the right to accept or reject credential requests for appropriate reasons.

RADIO/TELEVISION

Radio booths are assigned for the Gopher Radio Network and the opponents' flagship radio network. The television press box, located on the opposite side of the main hockey press box, is designated by the University of Minnesota for television partners. Visiting television will be accommodated on a space-available basis.

PHOTOGRAPHERS

There are designated areas from which photographers will be allowed to shoot in Mariucci Arena. Please contact the athletic communications office for a chart of designated locations.

TELEPHONE LINES

There are telephone lines available in both the press box and the media room located on the lower level of the arena. Requests for phone lines should be made to the Athletic Communications Office in advance, although game-night requests will be taken on a first-come, first-serve basis.

PRESS BOX SERVICES

Pregame notes, stats and programs are available to the media in the press box prior to the game. Period and final statistics, a shot chart and final box will also be provided. Beverages will be made available in the press box from one hour before game time until faceoff.

COACH/PLAYER INTERVIEWS

Coach Lucia, his coaching staff, and all players will be made available for interviews on Wednesdays either before or after practice at Mariucci Arena or by appointment through Brian Deutsch, assistant athletic communications director. When requesting an interview with Coach Lucia or a member of the program, please keep in mind that all interviews must be completed by 30 minutes before practice begins. Interview requests on days other than Wednesdays are granted only in a special or unusual circumstances. Postgame interviews are granted outside the Golden Gopher locker room no earlier than 10 minutes after the game. **THE GOLDEN GOPHER LOCKER ROOM IS CLOSED TO THE MEDIA AT ALL TIMES.** Please contact a member of the U of M athletic communications staff, to schedule ALL interviews with coaches and players.

DIRECTIONS TO MARIUCCI ARENA

Coming From The North – Follow 35W south to the University Avenue exit. Take a left on University Avenue, follow to Oak Street. Take a left on Oak Street, go a block and a half. The arena will be on your left. (alternative) When driving on University Avenue, take a left on 15th Avenue, then a right on 5th Street. Mariucci Arena will be about three blocks ahead on your right.

Coming From The South – Follow 35W north to University Avenue, take a right at the Yield sign. Refer to Coming From The North directions.

Coming From The West – (On 94 East) – Follow 94 East until the 35W North intersection. Take 35W North. Refer to Coming From The South directions.

Coming From The East – (On 94 West) – Follow 94 West to the Huron Blvd. exit. Follow Huron Blvd. to the main Mariucci Arena parking lot just to the east of the arena. (Alternative) – Follow 94 West to Highway 280. Exit north on Highway 280 to University Avenue. Take a left (head west) on University Avenue until you see the arena's main parking lot on your right-hand side.

PHOTOGRAPH REQUESTS

All requests for digital photographs of players and coaches, logos or other multimedia items must be made to Jeff Keiser in the Athletic Communications office. He can be reached at keiser@umn.edu or at (612) 626-1097.

ATHLETIC COMMUNICATIONS CONTACT INFORMATION

Assistant Athletic Communications Director/

Men's Hockey Contact: Brian Deutsch

Office Phone: (612) 626-4011

Mobile Phone: (651) 269-5654

Email: deuts060@umn.edu

Fax: (612) 625-0359

Web site: www.gophersports.com



Brian Deutsch
Assistant Director

Office Phone (612) 625-4090

Office Fax (612) 625-0359

Website www.gophersports.com

Email gophers@umn.edu

Mailing Address

Athletic Communications
University of Minnesota
244 Bierman Field Athletic Building
516 15th Avenue SE
Minneapolis, Minn. 55455

TICKET INFORMATION

Please call 1-800-U-GOPHER or 612-624-8080 or visit GOPHERSPORTS.COM

GOPHERS ON THE WEB

Gophersports.com is the official source for all up-to-the-minute news and information on Golden Gopher Hockey and all other athletic teams. Live statistics, audio and video clips, press releases, and all other University of Minnesota Hockey information can be found on the home of Golden Gopher Athletics.

GOPHER RADIO NETWORK

GOPHER SPORTS PROPERTIES

Gopher Sports Properties (GSP), a division of Learfield Communications Inc., is the official marketing & sales rights holder for University of Minnesota Athletics. Learfield Sports is a diverse media enterprise that manages multi-media rights for more than 50 of the country's premier collegiate athletic programs including the University of Minnesota. Learfield Sports specializes in managing, packaging and selling marketing and sponsorship opportunities connected with America's favorite collegiate teams.

Gopher Sports Properties provides a variety of advertising, marketing and promotional opportunities for corporate partners throughout the Twin Cities area and the state of Minnesota.

ESPN1500 will serve as the flagship station for the Gopher Radio Network in 2013-14 while Learfield will administer all production for the broadcasts, manage the on-air talent in addition to the sales for all broadcasts. Learfield partners with the Minnesota News Network (MNN) for network distribution to all of our greater Minnesota Affiliate Network. ESPN1500 will also be the flagship station for Gopher men's and women's basketball.

The radio broadcast booth will feature Frank Mazzocco and Wally Shaver. Mazzocco will serve as an analyst, while Shaver will handle the play-by-play duties. Mazzocco and Shaver will call every game during the 2012-13 season on the Gopher Radio Network. Former Gopher Pat Micheletti will also join the broadcast team for a select number of games this season and will give fans a unique perspective reporting from ice level.

Mazzocco and Shaver are reunited in the broadcast booth after previously calling Gopher Hockey together on television in the 1980s.

Shaver has been calling Gopher Hockey games on the radio since the 2001-02 season.

A familiar personality around the Twin Cities, Shaver's accomplishments include being the voice of the Minnesota State High School Hockey Championships and has served as co-host of Let's Play Hockey which airs on Fox Sports Net.

Mazzocco, who has more than 30 years of hockey broadcasting experience, was previously the play-by-play voice of Gopher Hockey on television for more than 20 years.

Micheletti was a 1985 First Team All-American at Minnesota and is the program's second all-time leading scorer with 269 career points in 162 games.



Wally Shaver



Frank Mazzocco



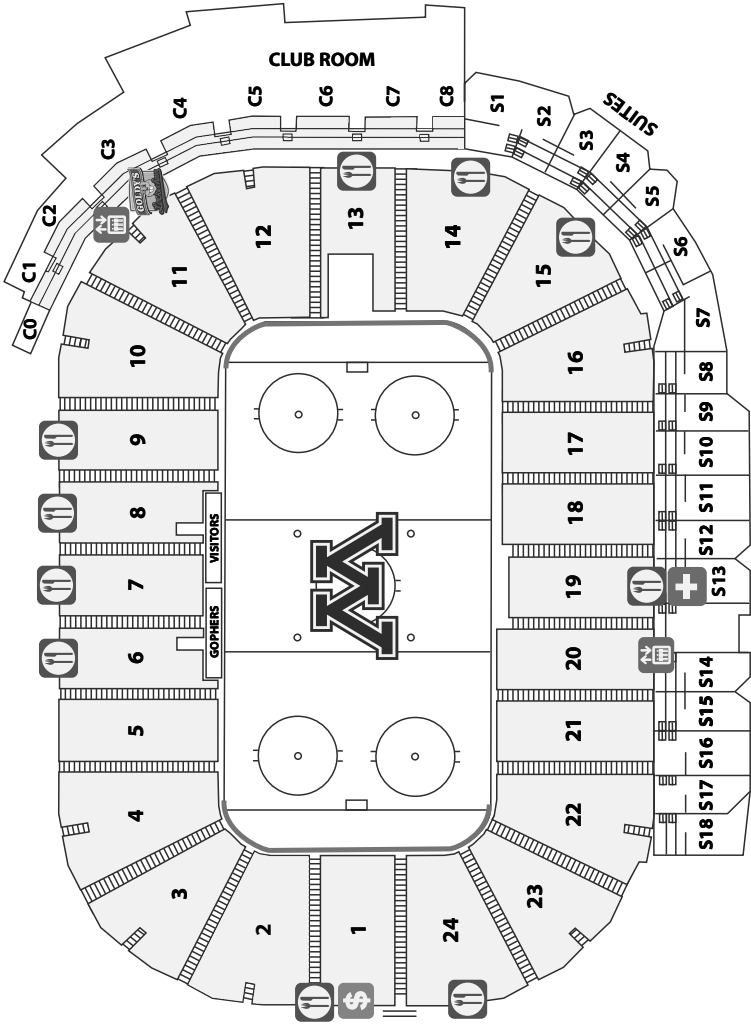
GOPHER RADIO NETWORK AFFILIATES






Market	Station	Freq.
Ada/Fargo	KRJB-FM	106.5
Ada/Mahnomen	KRJB-FM	101.5
Albert Lea	KATE-AM	1450
Austin	KAUS-AM/FM	1480/99.9
Buffalo	KRWC-AM	1360
Crookston	KROX-AM	1260
Detroit Lakes	KDLM-AM	1340
Ely	WELY-FM	94.5
Fairmont	KSUM-AM	1370
Glenwood	KMGK-FM	107.1
Grand Rapids	KOZY-AM	1320
Little Falls	KLTF-AM	960
Minneapolis/St. Paul	KSTP-AM	1500
New Prague	KRDS_FM	95.5
Owatonna/Waseca	KOWZ-AM	1170
Pipestone	KLOH-AM	1050
Red Wing	KCUE-AM	1250
Red Wing	KWNG-FM	105.9
Rochester	KROC-AM	1340
St. Cloud	KXSS-FM	1390
Thief River Falls	KKAQ-AM	1460
Worthington	KWOA-AM	730

Gopher Sports Properties

Mariucci Arena
 4 Oak Street
 Minneapolis, MN 55455
 Greg Gerlach, General Manager
 Phone: 612-626-2300

MARIUCCI ARENA MAP



-  ATM Machine
-  First Aid
-  Concessions
-  Elevators
-  Goldy's Locker Room