





STATE ELECTORAL OFFICE
South Australia

November 2006
Local Government
Election Report

134 Fullarton Road
Rose Park SA 5067
GPO Box 646
Adelaide SA 5001
Telephone: 61 8 8401 4300
Facsimile: 61 8 8401 4333
TTY: 61 8 8332 9454
Website: www.seo.sa.gov.au
ABN 99 891 752 468



State Electoral Office

Copies of this document are available from:

State Electoral Office	134 Fullarton Rd Rose Park SA 5067
	GPO BOX 646 Adelaide SA 5001
Telephone	61 8 8401 4300
Facsimile	61 8 8401 4333
TTY	61 8 8332 9454
Website	www.seo.sa.gov.au
ABN	99 891 752 468
ISBN	978-0-9750486-7-2

Contents

Executive summary	1
Timetable of the 2006 periodic elections	3
Part 1 Periodic Election Report	5
1. Introduction	7
1.1 Legislative requirements and responsibilities	7
1.2 Election conduct options	8
1.3 Representation reviews	8
1.4 Innovations and improvements	11
2. Election planning, preparation and conduct	13
2.1 Project and risk management	13
2.2 Partnerships, tenders and stakeholders	13
2.3 Election materials, equipment and facilities	14
2.4 Information and communication technology (ICT)	16
2.5 Human resources management	16
2.6 Education and awareness	18
2.7 Roll management and enrolment	20
2.8 Candidate participation	23
3. Voting activity	27
3.1 Issue of voting packs	27
3.2 Elector participation	28
3.3 Counting mechanisms	32
3.4 Election outcomes	34
3.5 Election investigations	35
3.6 Ballot paper analyses	36
3.7 Surveys	40
4. Financial arrangements and costs	43
5. Administrative and operational recommendations	45
5.1 Timing of local government periodic elections	45
5.2 Technical and operational changes to legislation	45
5.3 Scheduling of council representation reviews	48
6. Appendices	49
Appendix 1: Legislative amendments	49
Appendix 2: Candidate data	53
Appendix 3: Council boundaries	63
Appendix 4: Glossary of common council election terms	65
Part 2 Periodic Election Results 2006	69
1. Council election listing	71
2. Candidate listing	77
3. Results of each contested election in council order	97
Part 3 Local Government Activity Report 2006-07	131
1. Certification of elector representation reviews	133
2. Supplementary elections and casual vacancies	133
3. Roll maintenance	135
4. Cost recovery	135

Tables

Table	Description	Page
1	Election snapshot – 2000 to 2006	2
2	Number of councils per election conduct option – 2003 and 2006	8
3	Certified review outcomes	9
4	Council structures – 2003 and 2006	9
5	Elector representation – 2003 and 2006	10
6	Locations used for election activities	15
7	Election conduct option and DROs by Council	17
8	Public notices	18
9	Types of enquiries received by the call centre – 2000 to 2006	19
10	Electors on the voters roll – 2000 to 2006	20
11	Number of enrolled electors per council – 2000 to 2006	21
12	Positions and candidates – 2000 to 2006	23
13	Contested, uncontested and failed elections – 2000 to 2006	25
14	Re-issued voting packs – 2003 and 2006	27
15	Return to sender voting packs – 2003 and 2006	28
16	Number of electors by contested v uncontested elections and country v metropolitan elections – 2000 to 2006	28
17	Elector participation – 2003 and 2006	29
18	Rejected ballot paper envelopes	30
19	Voter turnout – 2000 to 2006	30
20	Elector participation per council – 2003 and 2006	31
21	Recounts	33
22	Complaints received – 2003 and 2006	36
23	Informality by position and location	36
24	Rates of informality by category	37
25	Rates of donkey/reverse donkey voting by category	39
26	Donkey/Reverse donkey voting analysis (14 Elections)	39
27	Surveys and responses	40
28	Major expense categories – 2003 and 2006	43
29	Amendments to the <i>Local Government Act 1999</i>	49
30	Amendments to the <i>City of Adelaide Act 1998</i>	49
31	Amendments to the <i>Local Government (Elections) Act 1999</i>	49
32	Election related forms in Regulations	51
33	Election related forms to be determined by EC after consultation with LGA and then Gazetted (LGEA c92A)	51
34	All candidates by gender and age group	53
35	All candidates by gender and position contested	53
36	Mayoral candidates by gender and age group	53
37	Area councillor candidates by gender and age group	53
38	Councillor at large candidates by gender and age group	54
39	Ward councillor candidates by gender and age group	54
40	Candidates by gender – country v metropolitan	54
41	Candidates by contest – country v metropolitan	54
42	All current member candidates by gender and age group	55
43	All current member candidates by gender and position contested	55

Table	Description	Page
44	Current members standing for mayoral positions by gender and age group	55
45	Current members standing for area councillor by gender and age group	55
46	Current members standing for councillor at large positions by gender and age group	56
47	Current members standing for ward councillor positions by gender and age group	56
48	Current members in contested/uncontested elections – country v metropolitan	56
49	Current members by gender and position contested – country v metropolitan	56
50	All elected candidates by gender and age group	57
51	All elected candidates by gender and position contested	57
52	Elected mayors by gender and age group	57
53	Elected area councillors by gender and age group	57
54	Elected councillors at large by gender and age group	58
55	Elected ward councillors by gender and age group	58
56	Elected candidates by gender and position – country v metropolitan	58
57	All previous council members re-elected by gender and age group	59
58	All previous council members re-elected by council position and gender	59
59	Previous council members re-elected as mayors by gender and age group	59
60	Previous council members re-elected as area councillors by gender and age group	59
61	Previous council members re-elected as councillors at large by gender and age group	60
62	Previous council members re-elected as ward councillors by gender and age group	60
63	Previous council members re-elected by gender, country v metropolitan and position to which the member was elected	60
64	Point of election of successful candidates by location	61
65	Point of election of successful candidates by position	61
66	Point of exclusion of unsuccessful candidates by location	61
67	Point of exclusion of unsuccessful candidates by position	61
68	Unsuccessful candidates remaining in the count at the conclusion of the election	61
69	List of council elections	71
70	List of candidates	77

Charts

Chart	Description	
1	Number of enrolled electors per council (country) – 2003 and 2006	22
2	Number of enrolled electors per council (metropolitan) – 2003 and 2006	23
3	Number of candidates by gender and age group	24
4	Number of elected candidates by gender and age group	34

Executive summary

The election cycle for the 2006 periodic local government elections officially began at the close of rolls on 11 August 2006. Polling day was held three months later on 10 November 2006.

These were the third periodic council elections delivered under the responsibility of the South Australian Electoral Commissioner as Returning Officer. This report provides insight to the preparation, conduct and outcomes of the elections and makes recommendations for the planning and management of the 2010 elections.

The 2006 periodic elections encompassed 66 of the 68 councils, with the election for the Adelaide City Council deferred up to November 2007 and Roxby Downs which does not have elected representatives.

All elections were conducted entirely by post, as has been the case since 2000, and used a proportional representation voting system. A record number of 1236 candidates since council amalgamations nominated for 728 positions.

The number of returned ballot paper envelopes was 378 130, an increase of 3.6% compared with 2003. Voter participation as a proportion of eligible electors, however, decreased by 1.1% to 31.6%, reflecting an increase in the number of electors on the roll since 2003.

The table on page 2 provides a snapshot of election data and a comparison between 2000 and 2006.

This report is presented in three parts:

- Part 1 provides a report on the conduct and outcomes of the November 2006 periodic council elections.
- Part 2 provides listings of elections by council name and of candidates, and the results of each contested election.
- Part 3 provides a local government activity report for the financial year 2006-07.

Table 1: Election snapshot – 2000 to 2006

	2000	2003	2006
COUNCILS ^(a)	67	67	66
VOTERS ROLL			
Electors on roll	1 216 725	1 228 958	1 241 098
ELIGIBLE ELECTORS			
Contested elections	1 139 100	1 117 232	1 195 977
Uncontested elections	77 625	111 726	41 056
Failed elections ^(b)	0	0	4 065
Total eligible electors	1 216 725	1 228 958	1 241 098
NOMINATIONS			
Contested elections	936	1 024	1 094
Uncontested elections	226	177	134
Failed elections ^(b)	0	0	8
Total nominating	1 162	1 201	1 236
ELECTIONS			
Contested	192	183	196
Uncontested	102	75	56
Failed ^(b)	0	0	2
Total elections	294	258	254
TURNOUT			
State-wide	456 849	365 016	378 130
	40.1%	32.7%	31.6%
COSTS			
Total cost	\$2 682 000	\$2 913 000	\$2 856 616

(a) 2006: Excluding Adelaide City Council

(b) Failed elections: Initially contested but subsequently failed following the close of nominations due to the withdrawal of a candidate for medical reasons in each of the following council elections:

- City of Norwood, Payneham & St Peters (Kensington Ward – 3 candidates for 2 vacancies)
- City of Burnside (Eastwood & Glenunga Ward – 5 candidates for 2 vacancies)

TIMETABLE OF THE 2006 PERIODIC ELECTIONS

ROLL CLOSE
Friday 11 August 2006

Public notice inviting nominations
By Thursday 31 August 2006

NOMINATIONS OPEN
Tuesday 5 September 2006

NOMINATIONS CLOSE
12 noon, Tuesday 19 September 2006

Draw for position of candidate names on the ballot paper
As soon as practicable after 12 noon, Tuesday 19 September 2006

Public notice of nominations received and notice in writing to candidates
No later than Thursday 5 October 2006

Mail-out of voting packs to electors
Monday 23 to Friday 27 October 2006

POLLING DAY – CLOSE OF VOTING
5.00 pm – Friday 10 November 2006

SCRUTINY AND COUNT
9.00 am – Saturday 11 November 2006

Provisional declaration
Manual Counts – immediately after the completion of each election count
Computer Counts – immediately after the count has been completed

Written advice to candidates notifying the election results
Immediately after the conclusion of the elections

Public notice of election results
Within a month after the conclusion of the poll

Part 1

Periodic Election Report

1. Introduction

1.1 LEGISLATIVE REQUIREMENTS AND RESPONSIBILITIES

The Electoral Commissioner is the Returning Officer for all council elections and polls and is responsible for the delivery of electoral services for local government.

The *Local Government (Elections) Act 1999*, the *Local Government Act 1999* and the *City of Adelaide Act 1998* provide the foundation for the conduct of council elections.

Most notable requirements prescribed by legislation in respect to council elections include:

- Enrolment for natural persons, bodies corporate or groups of persons who own or occupy rateable property (subject to certain conditions).
- Voluntary postal voting.
- A proportional representation voting system.

Major responsibilities for the council elections include:

- Providing information on election procedures including the method of voting, the vote counting system and the preparation of ballot material for mail-out.
- Providing information, education and publicity to promote participation in the electoral process.
- Preparing statutory notices, ballot material and letters to candidates.
- Informing potential voters about candidates standing for election.
- Appointment of electoral officers to assist in the election conduct.
- Advising the local community about election outcomes.
- Accountability for any errors, oversight or breach of the election provisions.
- Maintaining and certifying the council's voters roll.
- Administering candidate donations returns.

Amendments to the City of Adelaide, Local Government and Local Government (Election) Acts were made since the 2003 election, which have impacted on election processes. The main changes were a move to four year terms, commencing in 2006, and a deferral of the date for close of polling for the 2006 periodic elections, due 16 May, to 10 November 2006.

A secondary impact of the implementation of four year terms was an extension to the timeframe for elector representation reviews to eight years, with completion required eleven months before a periodic election to accommodate state elections in March of the periodic election year. New provisions for the review process were also implemented.

A summary of amendments to these Acts is provided in Appendix 1.

1.2 ELECTION CONDUCT OPTIONS

Each council was given the following three options to choose from in conducting the election:

1. The State Electoral Office (SEO) conducts the election in its entirety on behalf of the council.
2. The council and the SEO jointly conduct the election.¹
3. The council conducts the election in its entirety.

Following the selection of election conduct options, the SEO chose to contract certain functions for six of the councils to the Australian Electoral Commission (AEC). This arrangement was similar to the joint council/SEO arrangement with the exception that the AEC, rather than the SEO, was responsible for preparing letters to candidates and council Chief Executive Officers (CEOs).

Table 2: Number of councils per election conduct option – 2003 and 2006

Election conduct option	2003		2006		Change	
	No.	%	No.	%	No.	%
SEO	25	37.3	43	65.2	18	27.8
SEO/Council	7	10.4	9	13.6	2	3.2
Council	15	22.4	8	12.1	-7	-10.3
SEO/AEC ^(a)	20	29.9	6	9.1	-14	-20.8
Total	67	100	66	100		

(a) AEC subcontracted by SEO

Adelaide City Council

The Adelaide City Council election was deferred up to November 2007, as determined by the *City of Adelaide (Representation Review) Amendment Act 2006*. When comparing statistics against previous elections in this report, the absence of Adelaide City Council from the 2006 round of elections should be kept in mind.

1.3 REPRESENTATION REVIEWS

1.3.1 Council structure

A council must conduct a review at least once every eight years to determine whether its community may benefit from an alteration to its composition or ward structure. These representation reviews must be certified by the Electoral Commissioner in accordance with the Local Government Act.

Following the 2003 council elections, the Electoral Commissioner received and certified 19 representation reviews. The review submitted by the City of Port Adelaide Enfield proposed a change for the mayor to be chosen by the members of council. The certificate of compliance for this review was revoked following the introduction of the *Statutes Amendment (Local Government Elections) Act 2005*, which requires a change to the method of appointment of a principal member to be approved by a poll of electors.

The other remaining 18 certified reviews resulted in the outcomes summarised in the following table.

¹ Under this arrangement the council undertakes briefing sessions, nominations close procedures, processes returned mail and conducts scrutiny and count procedures. The SEO undertakes all other election functions.

Table 3: Certified review outcomes

Council	Outcome of Review
Burnside	Retain the present structure of a mayor, six wards and 12 councillors with minor adjustments to two ward boundaries.
Campbelltown	Retain the status quo of a mayor, four area councillors and ten elected members. The current ward structure of five wards and boundaries to be retained.
Charles Sturt	Reduce the present membership and structure to a mayor, 16 councillors and reduce the wards from 10 to eight wards each represented by two elected members each. Retain seven of the existing ward names.
Coorong	Reduce the number of elected members from 12 to nine and retain the present three ward structure and boundaries.
Flinders Ranges	Retain the status quo of a mayor and eight elected members and a no ward structure.
Franklin Harbour	Retain the status quo of no wards, six elected members including a chairperson.
Gawler	Retain the status quo of a mayor, 10 councillors and the area not divided into wards.
Goyder	Reduce the number of elected members from thirteen to seven and to retain the present four ward structure with the present boundaries.
Le Hunte	Retain the present membership and ward structure of seven elected members including chairperson and no wards.
Light	Retain the mayor, a four ward structure with 10 elected members. Alterations to occur to all boundaries, change the name of one of the wards and alter the membership structure of two of the wards.
Mitcham	Increase the number of elected members from 12 to 13, retain the six ward structure and to adjust the boundary between The Park Ward & Craighburn Ward
Mount Barker	Retain the status quo of a mayor, 10 elected members and three wards. Alterations to all three boundaries.
Murray Bridge	Retain the status quo of a mayor and nine elected members. The ward structure will be retained with three councillors each ward and no boundary adjustments.
Port Pirie	Reduce the councillor membership from 12 to 10, retain the mayor position and no ward structure.
Robe	Retain the present membership and ward structure.
Tatiara	Retain the status quo of 10 councillors and two ward structure with the present boundaries. To introduce the change of name for the Council from District Council of Tatiara to Tatiara District Council.
Tumby Bay	Retain the status quo of nine elected members and no wards.
Unley	Retain the position of mayor and six wards each represented by two councillors. Boundary adjustments to all six wards.

Table 4: Council structures – 2003 and 2006

Councils with...	2003		2006	
	No.	%	No.	%
Mayors	48	71.6	48	71.6
Chairpersons	19	28.4	19	28.4
Councillors at large	27	40.3	27	40.3
Ward councillors	39	58.2	39	58.2
Ward councillors and area councillors	1	1.5	1	1.5

Notes: % is proportion of all 67 councils

Data includes representation for City of Adelaide as at November 2006

1.3.2 Elector representation

The following table shows, for each council, the total number of eligible electors per council, the number of representatives (i.e. councillors, excluding mayors or chairpersons) and the number of electors per representative in each council, at the 2003 and 2006 elections.

Table 5: Elector representation – 2003 and 2006

Council	2003			2006		
	Eligible electors	No. reps	Electors per rep	Eligible electors	No. reps	Electors per rep
Adelaide	19 740	8	2 467	Election deferred up to Nov 2007		
Adelaide Hills	30 149	12	2 512	30 730	12	2 560
Alexandrina	20 318	11	1 847	21 438	11	1 948
Barossa	15 636	13	1 202	16 756	13	1 288
Barunga West	2 708	10	270	2 857	10	285
Berri Barmera	8 176	10	817	8 111	10	811
Burnside	35 507	12	2 958	36 437	12	3 036
Campbelltown	38 275	10	3 827	38 336	10	3 833
Ceduna	2 627	8	328	2 534	8	316
Charles Sturt	85 688	20	4 284	85 016	16	5 313
Clare & Gilbert Valleys	6 824	9	758	7 434	9	826
Cleve	1 596	8	199	1 614	8	201
Coober Pedy	2 044	8	255	1 844	8	230
Coorong	5 264	12	438	5 444	9	604
Copper Coast	11 285	10	1 128	12 029	10	1 202
Elliston	1 179	8	147	1 242	8	155
Flinders Ranges	1 513	8	189	1 538	8	192
Franklin Harbour	1 173	6	195	1 240	6	206
Gawler	14 243	10	1 424	15 202	10	1 520
Goyder	4 031	13	310	4 057	7	579
Grant	6 928	9	769	7 043	9	782
Holdfast Bay	29 476	12	2 456	31 116	12	2 593
Kangaroo Island	4 590	9	510	4 957	9	550
Karoonda East Murray	1 178	8	147	1 133	8	141
Kimba	1 056	7	150	1 040	7	148
Kingston	2 598	11	236	2 630	11	239
Le Hunte	1 217	7	173	1 186	7	169
Light	8 996	10	899	10 115	10	1 011
Lower Eyre Peninsula	3 933	7	561	4 140	7	591
Loxton Waikerie	9 076	12	756	9 013	12	751
Mallala	6 296	11	572	6 620	11	601
Marion	65 458	12	5 454	64 692	12	5 391
Mid Murray	10 385	11	944	10 493	11	953
Mitcham	50 924	12	4 243	51 319	13	3 947
Mount Barker	18 655	10	1 865	20 701	10	2 070
Mount Gambier	17 732	10	1 773	18 670	10	1 867
Mount Remarkable	3 092	7	441	3 110	7	444
Murray Bridge	13 331	9	1 481	14 332	9	1 592
Naracoorte Lucindale	6 707	10	670	6 726	10	672
Northern Areas	4 263	9	473	4 244	9	471
Norwood, Payneham & St Peters	30 463	15	2 030	30 055	15	2 003
Onkaparinga	114 412	20	5 720	118 054	20	5 902
Orroroo/Carrieton	953	9	105	985	9	109
Peterborough	1 774	8	221	1 707	8	213
Playford	47 818	15	3 187	51 491	15	3 432
Port Adelaide Enfield	82 448	17	4 849	84 175	17	4 951
Port Augusta	9 819	9	1 091	9 687	9	1 076
Port Lincoln	10 092	10	1 009	10 548	10	1 054
Port Pirie	12 548	12	1 045	12 894	10	1 289
Prospect	16 064	10	1 606	16 010	10	1 601
Renmark Paringa	7 003	8	875	6 966	8	870
Robe	2 005	6	334	2 189	6	364
Salisbury	85 575	16	5 348	91 067	16	5 691
Southern Mallee	1 909	9	212	1 940	9	215
Streaky Bay	1 891	8	236	2 097	8	262
Tatiara	5 553	10	555	5 525	10	552
Tea Tree Gully	76 953	12	6 412	76 648	12	6 387
Tumby Bay	2 399	9	266	2 545	9	282
Unley	30 623	12	2 551	31 852	12	2 654
Victor Harbor	12 180	10	1 218	13 052	10	1 305
Wakefield	5 844	11	531	5 906	11	536
Walkerville	5 982	9	664	5 967	9	663
Wattle Range	10 272	11	933	10 388	11	944
West Torrens	46 910	14	3 350	47 318	14	3 379
Whyalla	14 738	10	1 473	14 836	10	1 483
Yankalilla	4 960	9	551	5 734	9	637
Yorke Peninsula	13 903	11	1 263	14 323	11	1 302
Total	1 228 958	699	1 758	1 241 098	677	1 833

1.4 INNOVATIONS AND IMPROVEMENTS

Innovations and improvements implemented for the 2006 elections included:

- The SEO making a more diverse range of information available on the Local Government Association (LGA) website to supplement the information on nominations received and election results. The information included:
 - Nomination forms.
 - Candidate Handbook.
 - Guide to Proportional Representation.
 - Election timetable.
 - Postal Voting Guide in English and translated into 10 languages.
- Holding two briefing sessions, in conjunction with the LGA, in the CBD for intending candidates.
- A new method for delivering the briefing session for intending candidates, which included:
 - Participation by all councils, who were encouraged to brief intending candidates on roles and responsibilities of an elected member.
 - An interactive presentation package designed to ensure election information delivered on behalf of the Returning Officer at each council was consistent.
 - A briefing session kit provided to each Deputy Returning Officer (DRO), which included the abovementioned interactive presentation, notes for intending candidates, a session guide, a copy of the Local Government (Elections) Act and other pertinent information.
- A protocol for scrutineers included on the back of the scrutineer authority form and a separate brochure designed for DROs to provide scrutineers at the scrutiny and count, outlining the rights and responsibilities of a scrutineer.
- The services of an interpreting centre to provide a three way call service for non-English speaking electors to obtain election related information in their own language.
- Files containing candidate profiles and photographs provided to councils for use in council publications, website or provision to the media (where permission was granted by candidates).
- The HC Auto (Hare-Clark Automation) count application introduced to facilitate the conduct of the count. DROs and councils were provided with HC Auto for use during the majority of ward and mayoral counts. (Refer to section 2.4 Information and communication technology).
- A more inclusive and comprehensive training program including:
 - Training for Council Liaison Officers who previously had only received training guides.
 - Training for DROs in the use of HC Auto which also included a take home package comprising a CD and training exercise.
 - A new style of training to include smaller group sessions on a rotational session basis for a more individual approach.
- The revision of all written material including ballot papers, handbooks, manuals, forms and envelopes to achieve a more user friendly approach.
- The SEO undertaking the printing and production of ballot papers for all councils to ensure a consistent and uniform standard.

2. Election planning, preparation and conduct

2.1 PROJECT AND RISK MANAGEMENT

The office identified 58 projects which were allocated to staff and included the major responsibilities of:

- Appointment of deputy returning officers/council liaison officers/electoral officers.
- Roll management – House of Assembly and Council voters roll issues.
- Training – internal and external, training manuals and practical exercises.
- Materials and voting material preparation.
- Dispatch and return processing of voting material.
- Scrutiny and count.

Project progress was monitored by regular planning forums and meetings. Internal and external training sessions were conducted to quality assurance and timeliness performance objectives.

The office undertook a comprehensive assessment of the risks associated with the conduct of 2006 Local Government Elections. All major risks were identified and documented in the office's risk assessment management plan and appropriate risk management strategies put in place to mitigate occurrence or minimise impact.

2.2 PARTNERSHIPS, TENDERS AND STAKEHOLDERS

An integral part of the election was working in partnership with outside organisations to ensure the efficient conduct of the election. A number of organisations undertook varied functions throughout the election period and were vital to the success of the election process.

Councils	Provided staff to be appointed as Deputy Returning Officers, Council Liaison Officers and Electoral Officers.
Australian Electoral Commission	Provided staff to be appointed as Deputy Returning Officers and Electoral Officers.
Local Government Corporate Services	Managed the tender and printing process of a range of electoral material including election forms, envelopes, instruction guide, candidate manual and translation guides.
Direct Mail Centre	Submitted the successful tender to address, insert and mail out 1 172 405 voting packs to electors.
Print Houses	The services of 6 print houses were engaged to assist in the printing of ballot papers, candidate profiles, handbooks, manuals, forms and labels.
Australia Post	Provided reply paid artwork for all councils, dispatch and return of voting material from electors within limited legislative timeframes.
Locher	Provided all casual staff required for the conduct of the election.
Starcom	The agency appointed by the Government to facilitate the placement of material in newspapers. The agency placed all statutory notices in the required newspapers within the legislative timeframe.
Tasmanian Electoral Commission	Provided the HC Auto count system. Conducted all modifications required to ensure the system adhered to SA legislative requirements.

2.3 ELECTION MATERIALS, EQUIPMENT AND FACILITIES

Following changes to legislation deregulating most forms, changes were made to all electoral material with the aim of achieving standard presentation and a more user friendly approach. The following forms remained prescribed:

- Under *Local Government (Elections) Regulations 1999*:
 - Form 1 – Declaration of eligibility with respect to an appointment under section 8(1) of the *Local Government (Elections) Act 1999*.
 - Form 2 – Application for inclusion on the voters roll under section 14(1)(ii) of the *Local Government (Elections) Act 1999*.
 - Form 13 – Campaign Donations Return.
- Under *City of Adelaide (Elections and Polls) Regulations 1998*:
 - Form 9 – Campaign Donations Return.
 - Form 10 – Campaign Expenditure Returns.

A number of kits containing election related material were provided to councils and DROs. These included:

- Nomination material.
- Briefing session material.
- Issue/re-issue material.
- Scrutiny and count material.

Election material was provided to stakeholders to improve electoral knowledge and increase elector participation. In addition, a number of training materials were produced to facilitate the conduct of the election.

All Stakeholders	<ul style="list-style-type: none"> • Election Information Series
Electors	<ul style="list-style-type: none"> • Candidate profiles • Postal voting guide
Candidates	Briefing Sessions for Intending Candidates <i>and</i> <ul style="list-style-type: none"> • Candidate Handbook • 'So you want to be on Council' booklet • 'Profile and Photograph Requirements' booklet • Statement of restrictions relating to Electoral Material, Illegal practices and Campaign Returns
Scrutineers	<ul style="list-style-type: none"> • Scrutineers protocol • Guide for Scrutineers in Council Elections
Council Liaison Officers/ Electoral Officers	Training Session for Council Liaison Officers <i>and</i> <ul style="list-style-type: none"> • Guide for Electoral Officers
Deputy Returning Officers	2 Training Sessions for Deputy Returning Officers <i>and</i> <ul style="list-style-type: none"> • Deputy Returning Officer Manual • Guide for Briefing Intending Candidates • Guide to using HC Auto • HC Auto training exercise • Scrutiny and Count Procedures • Counting Staff Procedures • PR training exercises

A central processing centre (CPC) was established at Parkside for undertaking training, the return, processing and distribution of voting material and scrutiny and count processes. Various other activities were carried out at the SEO head office at Rose Park, selected AEC divisional offices and at council offices, as shown in the following table.



Left: The central processing centre (CPC) at Parkside

Table 6: Locations used for election activities

Activity	Location				
	SEO head office	Council offices	CPC	Divisional offices	External facility
Preparing materials and packing kits	✓				
Lodging nominations	✓	✓			
Processing nominations and profiles	✓	✓ (where managed by council)			
Roll consolidation	✓	✓ (where managed by council)			
Production of all ballot papers	✓				
Provision of state-wide enquiry service	✓				
Candidate briefing sessions		✓			✓
Training sessions	✓		✓		✓
Issue/re-issue of ballot material		✓ (where managed by councils or jointly managed)	✓ (where managed by SEO)	✓ (where jointly managed by AEC)	
Preliminary processing of returned ballot material		✓ (where managed by council or jointly managed)	✓ (where managed by SEO)	✓ (where jointly managed by AEC)	
Vote counting to first preferences		✓			
Scrutiny and count processes		✓	✓ (if pre-determined as a complex count)		

2.4 INFORMATION AND COMMUNICATION TECHNOLOGY (ICT)

Minor enhancements were made to software and systems prior to the election. These included changes to the candidate system to capture additional data following changes to the candidate nomination form.

New software for the computer application HC Auto was acquired, tested and verified before being implemented. This software was obtained from the Tasmanian Electoral Commission which modified the software to support South Australian legislative requirements. The HC Auto application was distributed to DROs and councils for use during the majority of ward and mayoral counts.

The system performed all of the (often complex) calculations required when conducting a proportional representation count. It determined the next steps in the count after appropriate information was entered into the system and created the required paperwork, such as ballot paper count slips and count cards. The application also provided result sheets and candidate status reports, making for a fully automated result generating and recording process.

2.5 HUMAN RESOURCES MANAGEMENT

2.5.1 Appointment of electoral officials

The Electoral Commissioner may appoint Deputy Returning Officers (DROs) and provide them with appropriate training and support. DROs were formally appointed under a delegation framework with electoral officers subsequently appointed to assist with electoral duties.

All DROs and electoral officials were required to complete a code of conduct that detailed requirements for timely, impartial and professional commitment to their roles, responsibilities and behaviour.

A government approved staffing provider was contracted to supplement casual staffing requirements for centralised functions involving the return and processing of postal voting materials and data entry counts. DRO manuals included guidelines for Occupational Health Safety and Welfare (OHS&W) responsibilities, while the Central Processing premises at Parkside were assessed to ensure OHS&W compliance prior to work commencing.

Experienced SEO electoral officials were appointed as DROs for a number of council elections in addition to their project coordinator roles.

Table 7: Election conduct option and DROs by Council

Council	C/M	Conduct option	SEO Deputy Returning Officer	Local Deputy Returning Officer
Adelaide	M		Election deferred until 2007	
Adelaide Hills	C	SEO	John Alderman	Peter Collins
Alexandrina	C	SEO	Gerry Williams	Steve Gilbert
Barossa	C	SEO	Mark McLoughlin	Kym Rasmus
Barunga West	C	CNCL		Nigel Hand
Berri Barmera	C	SEO	John Alderman	Peter Wohlers
Burnside	M	SEO	Di Walker	Peter Bailey
Campbelltown	M	SEO	Lisa Scott	John Nemcic
Ceduna	C	CNCL		Trevor Smart
Charles Sturt	M	SEO	Leanna Booth	Lynton Barry
Clare & Gilbert Valleys	C	SEO	Leanna Booth	Andrew Gray
Cleve	C	SEO	Lorraine Burton-Clay	Megan Cox
Cooper Pedy	C	SEO	Trevor Overy	Lyn Freeman
Coorong	C	SEO/CNCL	Gordon Curtis	Trevor Gordon
Copper Coast	C	SEO/CNCL	Gordon Curtis	Phil Brand & Greg O'Connor
Elliston	C	SEO	Di Walker	Merle Weetra & Darren Bache
Flinders Ranges	C	AEC		David Leach
Franklin Harbour	C	SEO/CNCL	Gordon Curtis	Bruce Francis
Gawler	M	AEC		Bronte Emes
Goyder	C	SEO	Nigel Leckie	Heather Guthrie
Grant	C	AEC		Jane Crowder
Holdfast Bay	M	SEO	John Alderman	John Aquilina
Kangaroo Island	C	SEO	Ward McAvaney	Leanne Parker
Karoonda East Murray	C	SEO	Ward McAvaney	Rex Jones
Kimba	C	SEO	Lisa Scott	Daryl Cearns
Kingston	C	CNCL		Martin McCarthy
Le Hunte	C	CNCL		Alan McGuire
Light	C	SEO	Mark McLoughlin	Zok Okunieff
Lower Eyre Peninsula	C	SEO	Jane Peace	Darren Bache
Loxton Waikerie	C	SEO	Lorraine Burton-Clay	Leith McDonald
Mallala	C	SEO	Leanna Booth	Brian Strika
Marion	M	SEO	Jane Peace	Andrew Polkinghorne
Mid Murray Council	C	SEO	Di Walker	Glenn Brus
Mitcham	M	SEO	Nigel Leckie	Kerry Griffiths
Mount Barker	C	SEO	Mark McLoughlin	Ken Seymour
Mount Gambier	C	AEC		Ian Wheller
Mount Remarkable	C	CNCL		Sean Cheriton
Murray Bridge	C	AEC		Andy Wilson
Naracoorte Lucindale	C	SEO/CNCL	Nigel Leckie	Daryl Smith
Northern Areas	C	SEO	John Alderman	Viv Hector
Norwood, Payneham & St Peters	M	SEO	Lisa Scott	Michael King
Onkaparinga	M	SEO	Ward McAvaney	Murray Hutchinson
Orroroo/Carrieton	C	SEO	Lisa Scott	Malcolm Watson
Peterborough	C	SEO	Trevor Overy	Karen Chambers
Playford	M	SEO	Lorraine Burton-Clay	David Wasley
Port Adelaide Enfield	M	SEO	Gerry Williams	Brenton Booth
Port Augusta	C	AEC		Teresa Connell
Port Lincoln	C	SEO/CNCL	Leanna Booth	Geoff Dodd
Port Pirie	C	SEO/CNCL	Leanna Booth	Ian Burfitt
Prospect	M	SEO	Gordon Curtis	Grant Schmerl
Renmark Paringa	C	SEO	Nigel Leckie	Tony Guster
Robe	C	SEO	Jane Peace	Helen Fuhlbohm
Salisbury	M	SEO	Trevor Overy	David Wilson
Southern Mallee	C	SEO	Gordon Curtis	Barbara Beck
Streaky Bay	C	SEO/CNCL	Nigel Leckie	John Rumbelow
Tatiara	C	SEO/CNCL	Gerry Williams	Ralph Winter
Tea Tree Gully	M	SEO	Mark McLoughlin	Lyn Whitmarsh
Tumby Bay	C	CNCL		Ned Roberts
Unley	M	SEO	Di Walker	Nico Brolese
Victor Harbor	C	SEO	Jane Peace	Jane Bohnsack
Wakefield	C	SEO	Gerry Williams	Peter Rankine
Walkerville	M	SEO	Nigel Leckie	Geoff Lang
Wattle Range	C	CNCL		Frank Brennan
West Torrens	M	SEO	Gordon Curtis	Belinda Elsegood
Whyalla	C	SEO/CNCL	Gerry Williams	David Knox
Yankalilla	C	SEO	Ward McAvaney	Michael Prime
Yorke Peninsula	C	CNCL		Michael Catford & Kerry Hage

C = country council; M = metropolitan council

2.5.2 Training and development

Training sessions were held at the SEO head office and the Cheltenham Racecourse function centre from 16 to 21 August 2006 for DROs and council liaison officers. Information in the sessions included:

- Election responsibilities.
- Briefing session requirements.
- Election material, public notices and provision of material to candidates.
- Nomination and profile requirements.
- Mail-out information.
- Ballot paper formality, count information and ballot paper exercise.

Training sessions were held at the CPC from 19 to 21 October 2006 for DROs and incorporated:

- Staffing.
- Processing returned ballot material.
- Transmission of results and election returns.
- Manual count and HC Auto count exercises.

An additional internal workshop was conducted for SEO employees on 4 August 2006 covering internal procedures and requirements. During the nomination period all councils were required to hold briefing sessions for intending candidates. A number of councils held more than one session and two general sessions were held by the LGA.

2.6 EDUCATION AND AWARENESS

2.6.1 Advertisements and notices

The SEO and LGA agreed to promote common branding for the 2006 elections on all advertisements and statutory notices placed by advertising agencies.

The SEO placed more than 400 notices across 50 different newspapers and the *Government Gazette*, to formally advertise:

- Roll close.
- Opening of nominations.
- Close of nominations.
- Election results.

Table 8: Public notices

Legislation	Description	Latest date
LGEA s15(7)	Roll close	11 August
LGEA s18	Inviting nominations	31 August
LGEA s26(1)	Notification of nominations received*	5 October
LGEA s38 Reg 11	Notification election to be conducted by postal ballot*	20 October
LGEA s30(2)	Notification of place for vote counting*	2 November
LGEA s50(3)(b)	Notification of election results	14 December

* SEO tries to combine notices to reduce costs, simplify proofing schedules and print deadlines

In addition, the eight councils that were responsible for the management of their own elections placed their own public notices in local newspapers and the *Government Gazette*.

For the first time, the SEO consolidated all advertising for the opening of nominations notices where more than one council public notice was to appear in the same newspaper. This created more impact than the alternative option of placing small separate council notices. (See right.)

The SEO compiled a council election information series (made available on the LGA website and in print), comprising a number of fact sheets that covered topics such as:

- An introduction to Local Government.
- The voters roll.
- Election timetable.
- Proportional representation counting method.
- Formal voting.

2.6.2 Call centre

A call centre was established to respond to election enquiries. The call centre received 3285 telephone calls over the election period. The majority of enquiries were in relation to voting entitlements and voting requirements (specifically on whether voting was compulsory). The following table shows the number of calls that related to these areas for the last three elections.

Table 9: Types of enquiries received by the call centre – 2000 to 2006

Enquiry type	2000	2003	2006
Voting entitlements	2 520	1 196	1 391
Voting requirements (e.g. compulsory or voluntary)	3 960	957	1 199
Other	2 520	2 630	695
Total	9 000	4 783	3 285

Translations were provided in ten languages other than English and a telephone interpreter service was made available for additional languages.



Council Elections

Call for Nominations

Nominations will be received between Tuesday 5 September until 12 noon Tuesday 19 September 2006 from any person eligible and wishing to be a candidate for election to any of the positions listed below. Candidates must submit a profile of no more than 150 words with their nomination form and may also provide a photograph, predominantly head and shoulders, taken within the previous 12 months. Council nomination information is set out below:



CITY OF CAMPBELLTOWN

Vacancies:

- 1 Vacancy - Mayor
- 4 Vacancies - Area Councillor
- 2 Vacancies - Councillor for Hectorville Ward
- 2 Vacancies - Councillor for Gorge Ward
- 2 Vacancies - Councillor for Newton Ward
- 2 Vacancies - Councillor for River Ward
- 2 Vacancies - Councillor for Woodforde Ward

Nomination kits are available from:
Council Office
172 Montacute Road, Rostrevor
phone 8366 9222.

A briefing session for intending candidates will be held at:
7.00pm on Thursday 7 September 2006
Committee Rooms, 172 Montacute Road, Rostrevor.



CITY OF MARION

Vacancies:

- 1 Vacancy - Mayor
- 3 Vacancies - Councillor for East Ward
- 3 Vacancies - Councillor for West Ward
- 3 Vacancies - Councillor for Central Ward
- 3 Vacancies - Councillor for South Ward

Nomination kits are available from:
Council Office
245 Sturt Road, Sturt
phone 8375 6600.

A briefing session for intending candidates will be held at:
7.00pm on Thursday 7 September 2006
Council Chambers, 245 Sturt Road, Sturt.



CITY OF MITCHAM

Vacancies:

- 1 Vacancy - Mayor
- 2 Vacancies - Councillor for Boorman Ward
- 2 Vacancies - Councillor for Gault Ward
- 2 Vacancies - Councillor for Overton Ward
- 2 Vacancies - Councillor for Babbage Ward
- 3 Vacancies - Councillor for Craigburn Ward
- 2 Vacancies - Councillor for The Park Ward

Nomination kits are available from:
Council Office
131 Belair Road, Torrens Park
phone 8372 8888.

A briefing session for intending candidates will be held at:
7.00pm on Tuesday 29 August 2006
Council Chambers, 131 Belair Road, Torrens Park.



CITY OF NORWOOD, PAYNEHAM & ST PETERS

Vacancies:

- 1 Vacancy - Mayor
- 2 Vacancies - Councillor for East Adelaide/Kent Town Ward
- 2 Vacancies - Councillor for Stepney/Maylands Ward
- 3 Vacancies - Councillor for Torrens Ward
- 2 Vacancies - Councillor for Payneham Ward
- 2 Vacancies - Councillor for Trinity Ward
- 2 Vacancies - Councillor for West Norwood Ward
- 2 Vacancies - Councillor for Kensington Ward

Nomination kits are available from:
Council Office - Norwood Town Hall
175 The Parade, Norwood
phone 8366 4555.

A briefing session for intending candidates will be held at:
7.00pm on Wednesday 6 September 2006
Mayors Parlour, 175 The Parade (enter off George Street),
Norwood.(access from Oxford Terrace), Unley.

Nominations close 12 noon
Tuesday 19 September

2.7 ROLL MANAGEMENT AND ENROLMENT

The council voters roll is a merge of two data sources:

1. The HA roll which includes all people on the state electoral roll for the area who are entitled to vote in state elections.
2. The roll maintained by councils which includes other persons, bodies corporate and groups enrolled for a residence or rateable property within the council area.


Rolls for the 2006 council elections closed on Friday 11 August 2006. The Electoral Commissioner must provide each council CEO with the HA roll for the council area within seven days of roll close. This is then merged by the council with its own data. After removing all identified duplications, the voters roll is established.

The total number of electors on the combined roll for the state was 1 241 098, an increase of 1.0% compared to 2003.

Table 10: Electors on the voters roll – 2000 to 2006

	2000		2003		2006	
	No.	%	No.	%	No.	%
HA roll	1 016 586	83.6	1 033 769	84.1	1 038 040	83.6
Council roll	200 139	16.4	195 189	15.9	203 058	16.4
Total	1 216 725	100	1 228 958	100	1 241 098	100

A breakdown of the number of electors per council is shown in the following table and charts.



**Rolls Close Friday
11 August 2006**

You are entitled to vote in the November 2006 council elections if you are on the State electoral roll.

Remember to enrol by 5pm Friday 11 August if you have recently turned 18 or changed your residential or postal address. Electoral Enrolment forms are available from post offices, electoral offices or from www.seo.sa.gov.au

If you are not eligible to enrol on the State electoral roll you may still be entitled to enrol to vote if you own or occupy a property – contact your council to find out how.

Above: Rolls close notice

Table 11: Number of enrolled electors per council – 2000 to 2006

Council	C/M	2000	2003	2006
Adelaide	M	18 936	19 740	No election
Adelaide Hills	C	30 780	30 149	30 730
Alexandrina	C	18 667	20 318	21 438
Barossa	C	14 972	15 636	16 756
Barunga West	C	2 927	2 708	2 857
Berri Barmera	C	8 262	8 176	8 111
Burnside	M	34 694	35 507	36 437
Campbelltown	M	39 976	38 275	38 336
Ceduna	C	2 662	2 627	2 534
Charles Sturt	M	85 828	85 688	85 016
Clare & Gilbert Valleys	C	7 019	6 824	7 434
Cleve	C	1 681	1 596	1 614
Cooper Pedy	C	2 008	2 044	1 844
Coorong	C	5 058	5 264	5 444
Copper Coast	C	10 162	11 285	12 029
Elliston	C	1 280	1 179	1 242
Flinders Ranges	C	1 610	1 513	1 538
Franklin Harbour	C	1 172	1 173	1 240
Gawler	M	13 606	14 243	15 202
Goyder	C	4 198	4 031	4 057
Grant	C	6 782	6 928	7 043
Holdfast Bay	M	28 570	29 476	31 116
Kangaroo Island	C	4 540	4 590	4 957
Karoonda East Murray	C	1 186	1 178	1 133
Kimba	C	1 024	1 056	1 040
Kingston	C	2 508	2 598	2 630
Le Hunte	C	1 301	1 217	1 186
Light	C	8 381	8 996	10 115
Lower Eyre Peninsula	C	3 743	3 933	4 140
Loxton Waikerie	C	9 061	9 076	9 013
Mallala	C	5 964	6 296	6 620
Marion	M	60 354	65 458	64 692
Mid Murray	C	9 882	10 385	10 493
Mitcham	M	49 839	50 924	51 319
Mount Barker	C	17 782	18 655	20 701
Mount Gambier	C	16 796	17 732	18 670
Mount Remarkable	C	3 004	3 092	3 110
Murray Bridge	C	13 825	13 331	14 332
Naracoorte Lucindale	C	6 581	6 707	6 726
Northern Areas	C	4 365	4 263	4 244
Norwood, Payneham & St Peters	M	31 843	30 463	30 055
Onkaparinga	M	111 754	114 412	118 054
Orroroo/Carrieton	C	985	953	985
Peterborough	C	1 796	1 774	1 707
Playford	M	48 965	47 818	51 491
Port Adelaide Enfield	M	82 668	82 448	84 175
Port Augusta	C	10 227	9 819	9 687
Port Lincoln	C	9 956	10 092	10 548
Port Pirie	C	13 197	12 548	12 894
Prospect	M	16 021	16 064	16 010
Renmark Paringa	C	6 868	7 003	6 966
Robe	C	1 871	2 005	2 189
Salisbury	M	83 586	85 575	91 067
Southern Mallee	C	1 971	1 909	1 940
Streaky Bay	C	1 827	1 891	2 097
Tatiara	C	5 602	5 553	5 525
Tea Tree Gully	M	77 591	76 953	76 648
Tumby Bay	C	2 384	2 399	2 545
Unley	M	31 266	30 623	31 852
Victor Harbor	C	11 479	12 180	13 052
Wakefield	C	5 785	5 844	5 906
Walkerville	M	5 841	5 982	5 967
Wattle Range	C	10 217	10 272	10 388
West Torrens	M	48 329	46 910	47 318
Whyalla	C	15 308	14 738	14 836
Yankalilla	C	4 966	4 960	5 734
Yorke Peninsula	C	13 436	13 903	14 323
Total		1 216 725	1 228 958	1 241 098

C = country council; M = metropolitan council

Chart 1: Number of enrolled electors per council (country) – 2003 and 2006

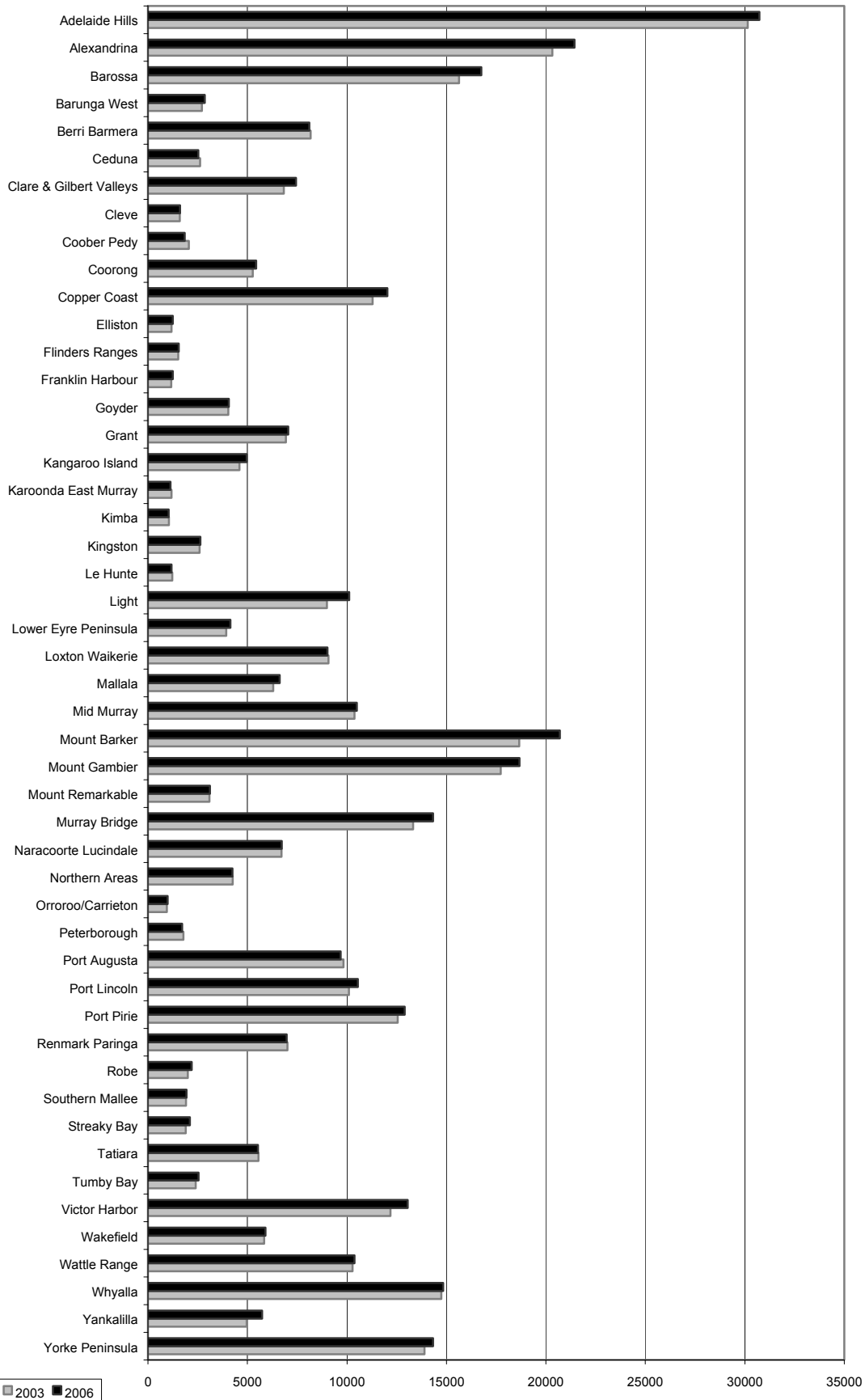
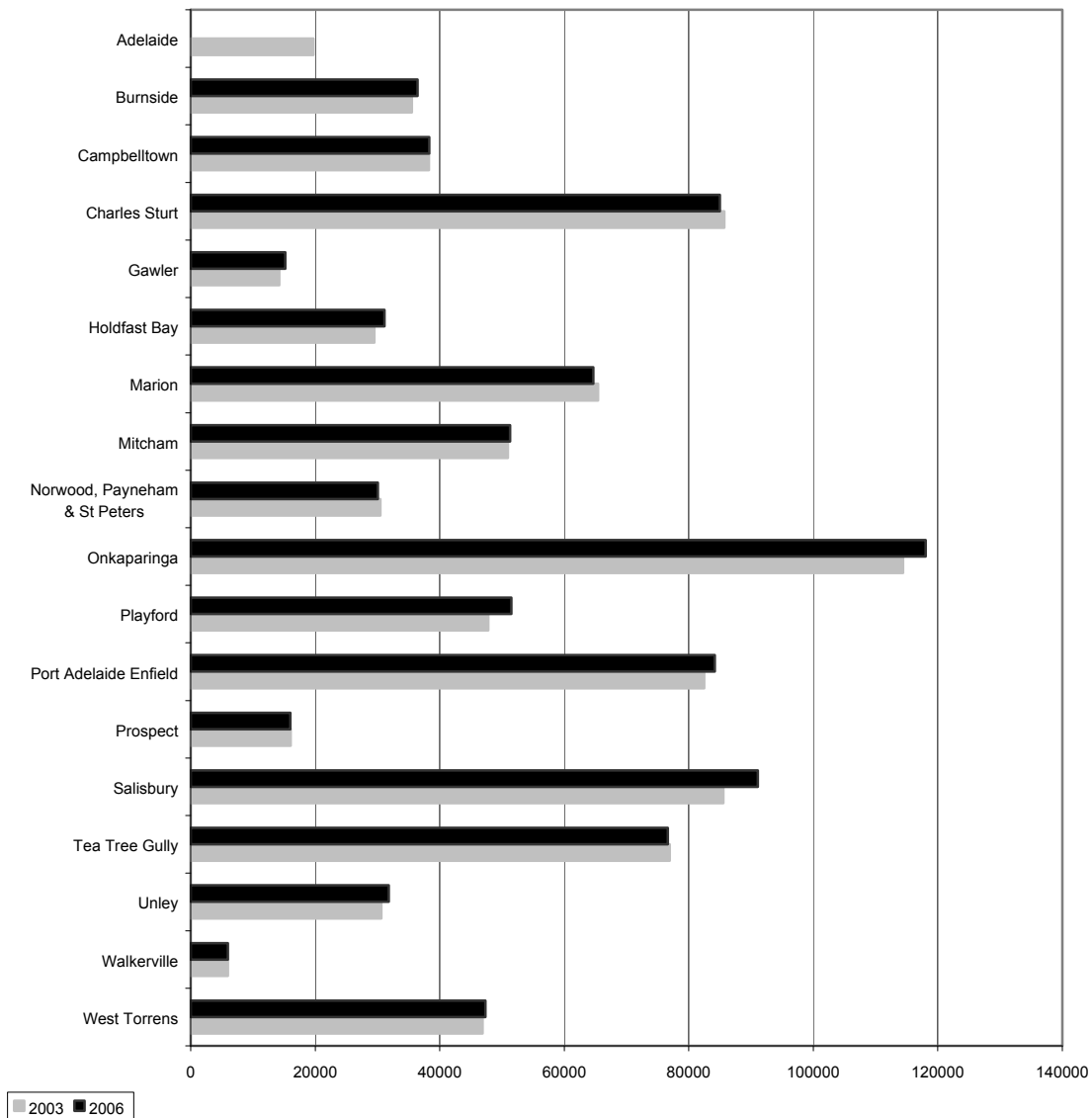


Chart 2: Number of enrolled electors per council (metropolitan) – 2003 and 2006



2.8 CANDIDATE PARTICIPATION

2.8.1 Number of candidates

A total of 1236 candidates nominated for 728 positions for the 2006 elections. This represented a 2.9% increase in nominations compared with 2003.

Table 12: Positions and candidates – 2000 to 2006

	2000	2003	2006
Positions	766	751	728
Candidates	1 162	1 201	1 236
Ratio of candidates to positions	1.5:1	1.6:1	1.7:1

Of all candidates standing for election, 46.1% were current council members, compared with 53% in 2003. Appendix 2.2 provides further data on current members standing for council positions.

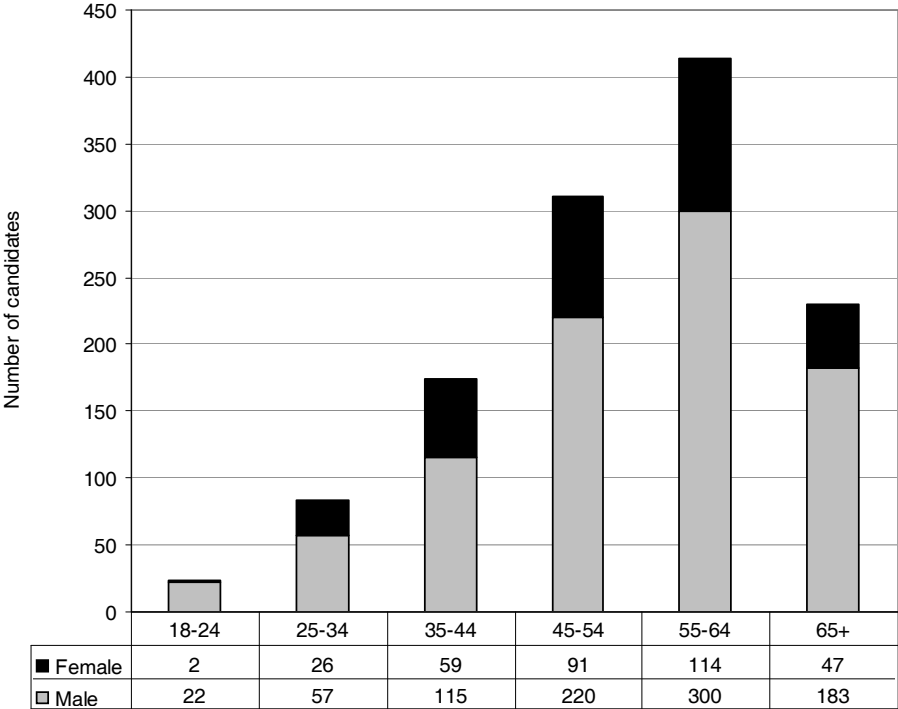
Of the 751 council positions current at the commencement of the 2006 elections, 570 (75.9%) re-contested a position with 446 (78.2%) of those successfully re-elected. These reduced from 83% and 80.1% respectively when compared to 2003 elections.

2.8.2 Candidate characteristics

A summary of candidate characteristics is provided below:

- The majority of all candidates were male, representing 73% of all candidates, compared with 74% in 2003.
- The age group with the largest number of candidates was 55–64, representing 34% of all candidates, compared with 36% in 2003.
- The majority of mayoral candidates were male (76%), a 5% decrease from 2003 when males comprised 81% of mayoral candidates.
- While the number of female candidates overall increased by 26 since 2003, this is related to the record number of candidates, and therefore the proportion of female candidates slightly increased, from 26% to 27%.
- The 18– 24 and 25–34 age group for both genders was significantly under-represented by candidates.
- The majority of candidates stood for councillor at large and ward councillor positions in both the 2003 and 2006 elections.
- There were more male candidates for country elections than metropolitan elections and more female candidates in metropolitan elections compared with country elections.

Chart 3: Number of candidates by gender and age group



Further information is provided in Appendix 2.1 for all candidates, while Appendix 2.2 provides summary data specifically on current members (at the time) who re-nominated for council positions.

2.8.3 Contested and uncontested elections

Of all elections, 56 were uncontested and the candidates elected unopposed as the number of candidates nominating equalled or was less than the number of positions available.

The District Council of Kimba received one less than the required number of candidates to fill the vacancies with the remaining vacancy to be filled at a supplementary election.

2.8.4 Failed elections

For the first time since the introduction of the *Local Government (Elections) Act 1999*, the provisions of section 7(1)(a) came into effect with two elections failing. A candidate from two separate elections withdrew their nominations due to serious medical illness after close of nominations. The withdrawal of these candidates caused the elections to fail in their entirety, requiring supplementary elections to fill all vacancies.

Table 13: Contested, uncontested and failed elections – 2000 to 2006

Type of election	2000		2003		2006	
	No.	%	No.	%	No.	%
Contested	192	65.3	183	70.9	196	77.2
Uncontested	97	33.0	69	26.8	55	22.6
Supplementary election required	5	1.7	6	2.3	1	0.4
Failed	0	0.0	0	0.0	2	0.8
Total	294	100	258	100	254	100

2.8.5 Supplementary Elections

The supplementary elections for the failed elections – City of Burnside, Eastwood and Glenunga Ward and City of Norwood, Payneham and St Peters, Kensington Ward – were conducted in conjunction with the supplementary election for District Council of Kimba.

3. Voting activity

3.1 ISSUE OF VOTING PACKS

Postal voting was used to conduct all council elections with a reduction in the nomination period from 21 to 14 days allowing extra time for the preparation of ballot material for the mail-out.

The voting packs were compiled at a mailing house, taking about five weeks to complete. Each pack consisted of the following materials according to the entitlement of the elector:

- A ballot paper for each contested election.
- A copy of each candidate’s profile.
- A ‘postal voting guide’ pamphlet.
- A reply paid envelope.
- A ballot paper envelope (containing the elector declaration).

A total of 1 195 977 voting packs were issued 14 to 16 days before polling day via Australia Post, an increase of 7% compared with 2003. Problems in two councils were addressed:

- 2402 ballot papers had to be re-issued in the Copper Coast council due to a coding malfunction with no impact on election outcomes.
- 152 duplicate entitlements on the Holdfast Bay Council roll were held out where they were returned.

3.1.1 Re-issue of voting packs

Voting packs can be re-issued to electors who claim the original material was either: not received; destroyed or lost; spoiled; or issued for an incorrect ward. A total of 1128 voting packs were re-issued to electors.

Table 14: Re-issued voting packs – 2003 and 2006

	2003		2006	
	No.	%	No.	%
Voting packs reissued	1176	0.1	1128	0.1

Notes: % is proportion of number of voting packs originally issued

3.1.2 Issue of voting pack due to omission in error

Voting packs may be issued to electors who claim to have been omitted in error from the voters roll due to administrative oversight. All electors who claim a vote due to omission in error must be issued a voting pack, however the DRO will determine the validity of the claim and whether the ballot paper envelope will be accepted or rejected at scrutiny.

A total of 94 voting packs were issued to electors claiming omission in error, a decrease of 48.9% from the 184 voting packs issued in 2003. This reduction can be directly attributed to the deferral of the Adelaide City Council elections. Of the 94 packs issued in 2006, 39 (41.5%) were rejected at scrutiny.

3.1.3 Return to sender voting packs (unclaimed mail)

21 272 voting papers were returned as unclaimed mail – a decrease of 0.4% compared with 2003.

As has been the practice in the past, all 'return to sender' mail was sorted by roll entitlement (either HA or local government). The HA entitlements were further sorted into federal electorate divisions and forwarded to the electoral registrars for roll investigation. The local government entitlements were forwarded to councils for further investigation.

Table 15: Return to sender voting packs – 2003 and 2006

	2003		2006		Change
	No.	%	No.	%	No.
Return to sender voting packs	23 856	2.1	21 272	1.8	- 2 584

Notes: % is proportion of number of voting packs issued

3.2 ELECTOR PARTICIPATION

Approximately 96.4% of electors on the roll were able to vote in contested elections – an increase of 5.5% compared with 2003 – while the remaining 3.6% of electors were in areas where the elections were not contested. The majority of electors (69.8%) were able to vote in metropolitan contested elections.

Table 16: Number of electors by contested v uncontested elections and country v metropolitan elections – 2000 to 2006

Election	2000		2003		2006	
	No.	%	No.	%	No.	%
Contested						
Country	301 040	24.7	317 690	25.8	330 044	26.6
Metro	838 060	68.9	799 542	65.1	865 933	69.8
Total contested	1 139 100	93.6	1 117 232	90.9	1 195 977	96.4
Uncontested						
Country	46 018	3.8	34 709	2.8	36 299	2.9
Metro	31 607	2.6	77 017	6.3	8 822	0.7
Total uncontested	77 625	6.4	111 726	9.1	45 121	3.6
Total	1 216 725	100	1 228 958	100	1 241 098	100

3.2.1 Elector participation statistics

A total of 378 130 ballot paper envelopes were returned, representing an elector participation rate of 31.6%.



Above: LGA promotions for council election voting (photo courtesy LGA)

Table 17: Elector participation – 2003 and 2006

Voting packs issued	2003			2006 ^(d)			Change		
	1 117 232			1 195 977			78 745		
	No.	% of issue	% of return	No.	% of issue	% of return	No.	% of issue	% of return
Returns									
- Accepted	350 809	31.4	96.1	366 995	30.7	97.1	16 186	-0.7	1.0
- Accepted omission in error	81	<0.1	<0.1	51	<0.1	<0.1	-30	0.0	0.0
Total accepted	350 890	31.4	96.1	367 046	30.7	97.1	16 156	-0.7	1.0
- Rejected	11 511	1.0	3.2	8 083	0.7	2.1	-3 428	-0.3	-1.1
- Rejected omission in error	31	<0.1	<0.1	39	<0.1	<0.1	8	0.0	0.0
- Rejected manual returns ^(a)	2 237	0.2	0.6	2 948	0.2	0.8	711	0.0	0.2
- Duplicate removed	347	<0.1	0.1	14	<0.1	<0.1	-333	0.0	-0.1
Total rejected	14 126	1.3	3.9	11 084	0.9	2.9	-3 042	-0.4	-0.1
Total returned (accepted and rejected)	365 016	32.7	100.0	378 130	31.6	100.0	13 114	-1.1	
Original removed (re-issued) ^(b)	641	0.1		53	<0.1		-588	-0.1	
Returned unclaimed ^(c)	23 856	2.1		21 272	1.8		-2 584	-0.3	

(a) Rejected manual returns are returned envelopes that contain no identifying elector information allowing for the return to be marked off the roll – ballot paper only, declaration flap missing & elector information removed.

(b) Not included in any total return figures or % as ballot material was issued to the elector twice (original and re-issue).

(c) Not included in any total return figures or %.

(d) 2006 does not include potential elector participation for City of Adelaide.

Although the total number of returned ballot paper envelopes was 13 114 higher than 2003, this was offset by a growing number of electors on the voters roll, which resulted in a 1.1% decline in turnout.

3.2.2 Rejected ballot paper envelopes

A total of 11 084 ballot paper envelopes were rejected, representing 2.9% of all ballot paper envelopes returned. This was 1% less than 2003 when 14 126 ballot paper envelopes were rejected, representing 3.9% of returned ballot paper envelopes.

A comparison of the number of rejected ballot paper envelopes and reasons is provided in the following table:

Table 18: Rejected ballot paper envelopes

Reason for rejection	2003	2006	Change
Ballot papers outside envelope	651	214	-437
No witness	21	11	-10
No signature	7 087	5 760	-1 327
Wrong signature	3 259	1 985	-1 274
Power of Attorney	96	43	-53
Declaration envelope missing	294	33	-261
Elector information removed	17	18	1
Ballot papers only	1 418	2 319	901
Declaration flap missing	802	611	-191
Rejected omission in error	31	39	8
Other	450	51	-399
Total	14 126	11 084	-3042

3.2.3 Elector participation since 2000

Elector participation for council elections since 2000 is shown in the following table.

Table 19: Voter turnout – 2000 to 2006

	2000	2003	2006
Total eligible electors	1 139 100	1 117 232	1 195 977
No. returned ballot packs	456 849	365 016	378 130
Turnout	40.1%	32.7%	31.6%

The above table demonstrates that voter turnout has declined over the last two elections since the record turnout in 2000 when full postal voting across all councils was implemented.

3.2.4 Elector participation per council

The highest voter turnout was 63.4% at Robe, in line with a generally high turnout for a majority of country councils, while the lowest was 21.7% at Onkaparinga. Peterborough experienced the greatest increase in turnout of 7.8%, while Ceduna incurred the largest decline of 9%.

The following table provides elector participation on a council-by-council basis.

Table 20: Elector participation per council – 2003 and 2006

COUNCIL	C/M	2003			2006			Change %
		No. eligible electors	Returned ballot packs	Turnout %	No. eligible electors	Returned ballot packs	Turnout %	
Adelaide	M	19 740	8 070	40.9	No election			NA
Adelaide Hills	C	30 149	10 270	34.1	30 730	9 641	31.4	-2.7
Alexandrina	C	20 225	7 304	36.1	21 355	7 607	35.6	-0.5
Barossa	C	15 636	5 516	35.3	16 756	6 205	37.0	1.8
Barunga West	C	No election			2 857	1 520	53.2	NA
Berri Barmera	C	8 176	4 155	50.8	8 111	4 129	50.9	0.1
Burnside	M	35 426	10 726	30.3	36 326	12 085	33.3	3.0
Campbelltown	M	38 013	11 359	29.9	38 336	10 872	28.4	-1.5
Ceduna	C	2 627	1 549	59.0	2 534	1 266	50.0	-9.0
Charles Sturt	M	85 512	25 421	29.7	84 899	23 669	27.9	-1.8
Clare & Gilbert Valleys	C	6 824	3 270	47.9	7 434	3 766	50.7	2.7
Cleve	C	1 596	1 030	64.5	No election			NA
Cooper Pedy	C	2 044	866	42.4	1 844	633	34.3	-8.0
Coorong	C	2 277	1 047	46.0	5 444	2 496	45.8	-0.1
Copper Coast	C	10 128	4 502	44.5	8 799	3 521	40.0	-4.4
Elliston	C	1 179	765	64.9	1 242	742	59.7	-5.1
Flinders Ranges	C	No election			No election			NA
Franklin Harbour	C	1 173	749	63.9	No election			NA
Gawler	M	14 243	5 909	41.5	15 202	5 205	34.2	-7.2
Goyder	C	2 180	1 284	58.9	3 472	1 881	54.2	-4.7
Grant	C	6 857	3 136	45.7	5 473	2 147	39.2	-6.5
Holdfast Bay	M	29 375	11 632	39.6	31 116	11 380	36.6	-3.0
Kangaroo Island	C	4 590	2 201	48.0	4 957	2 160	43.6	-4.4
Karoonda East Murray	C	No election			299	157	52.5	NA
Kimba	C	1 056	720	68.2	No election			NA
Kingston	C	1 408	859	61.0	1 708	1 010	59.1	-1.9
Le Hunte	C	1 217	742	61.0	No election			NA
Light	C	8 783	2 709	30.8	10 055	3 531	35.1	4.3
Lower Eyre Peninsula	C	3 933	1 777	45.2	No election			NA
Loxton Waikerie	C	9 076	4 946	54.5	9 013	4 657	51.7	-2.8
Mallala	C	3 408	1 066	31.3	6 620	2 154	32.5	1.3
Marion	M	65 458	15 387	23.5	64 692	17 702	27.4	3.9
Mid Murray	C	9 425	3 888	41.3	10 493	4 383	41.8	0.5
Mitcham	M	25 256	7 140	28.3	51 319	14 110	27.5	-0.8
Mount Barker	C	18 655	5 298	28.4	20 701	6 133	29.6	1.2
Mount Gambier	C	17 732	9 076	51.2	18 670	8 956	48.0	-3.2
Mount Remarkable	C	2 229	1 382	62.0	1 380	747	54.1	-7.9
Murray Bridge	C	13 331	5 077	38.1	14 332	5 579	38.9	0.8
Naracoorte Lucindale	C	6 707	3 615	53.9	6 726	3 888	57.8	3.9
Northern Areas	C	1 885	1 003	53.2	2 382	1 283	53.9	0.7
Norwood, Payneham & St Peters	M	30 463	10 452	34.3	21 774	6 188	28.4	-5.9
Onkaparinga	M	114 412	26 634	23.3	118 054	25 659	21.7	-1.5
Orroroo/Carrieton	C	No election			985	563	57.2	NA
Peterborough	C	1 774	858	48.4	1 707	958	56.1	7.8
Playford	M	47 735	12 922	27.1	51 491	14 060	27.3	0.2
Port Adelaide Enfield	M	82 313	23 108	28.1	84 175	23 368	27.8	-0.3
Port Augusta	C	9 819	5 268	53.7	9 687	4 496	46.4	-7.2
Port Lincoln	C	10 092	3 414	33.8	10 548	4 092	38.8	5.0
Port Pirie	C	12 548	5 924	47.2	12 894	5 098	39.5	-7.7
Prospect	M	16 064	5 095	31.7	15 964	5 005	31.4	-0.4
Renmark Paringa	C	7 003	3 496	49.9	6 966	3 935	56.5	6.6
Robe	C	1 937	1 178	60.8	2 140	1 356	63.4	2.5
Salisbury	M	64 058	15 472	24.2	91 067	25 572	28.1	3.9
Southern Mallee	C	No election			657	380	57.8	NA
Streaky Bay	C	1 891	996	52.7	1 036	567	54.7	2.1
Tatiara	C	3 898	1 994	51.2	3 877	2 224	57.4	6.2
Tea Tree Gully	M	76 953	20 372	26.5	76 648	19 346	25.2	-1.2
Tumby Bay	C	2 399	1 471	61.3	2 545	1 578	62.0	0.7
Unley	M	30 557	9 696	31.7	31 585	9 264	29.3	-2.4
Victor Harbor	C	12 180	5 681	46.6	13 052	5 840	44.7	-1.9
Wakefield	C	1 047	509	48.6	5 753	2 633	45.8	-2.8
Walkerville	M	3 878	1 558	40.2	5 967	2 736	45.9	5.7
Wattle Range	C	10 272	5 166	50.3	10 149	4 763	46.9	-3.4
West Torrens	M	20 086	5 861	29.2	47 318	12 959	27.4	-1.8
Whyalla	C	14 738	6 095	41.4	14 836	6 075	40.9	-0.4
Yankalilla	C	4 960	2 313	46.6	4 569	1 898	41.5	-5.1
Yorke Peninsula	C	8 626	4 037	46.8	5 256	2 302	43.8	-3.0
Total		1 117 232	365 016	32.7	1 195 977	378 130	31.6	-1.1

C = country council; M = metropolitan council



Above: Returned ballot paper envelopes

3.3 COUNTING MECHANISMS

3.3.1 Location and timing

In all counts, ballot papers were sorted and counted to first preference within the local area.

With changes implemented under the Statutes Amendment (Local Government Elections) Act, the scrutiny and count began at 9.00 am the morning after voting closed. This allowed for a more concentrated time period for counting of votes and an increase in the number of results received on the first day of counting.



Above: Scrutiny and count of ballot papers

3.3.2 Manual counts

It was determined that 22 elections would use a manual count sheet as an outcome was likely following the first preference count.

3.3.3 HC Auto counts

The use of HC Auto eliminated the need to complete a manual count sheet, considerably aided the accuracy and efficiency of the conduct of counts and streamlined result processing.

Key points:

- 162 elections (51 councils) used HC Auto (that is, those counts where vacancies remained unfilled after the count of first preferences, other than elections scheduled for data entry).
- All 35 mayoral counts (100%) were completed on the first day of counting.
- 58% of ward counts were completed on the first day of counting.
- 21% of area councillor counts were completed on the first day of counting.

3.3.4 Data entry counts

The introduction of HC Auto greatly reduced the number of complex counts that required full data entry from 55 in 2003 to 12 in 2006. These were Barossa, Barunga West, Berri Barmera, Clare and Gilbert Valleys, Gawler, Loxton Waikerie, Naracoorte Lucindale, Port Augusta, Port Lincoln, Renmark Paringa, Tumby Bay and Victor Harbor.

3.3.5 Recounts

Recounts were conducted in five councils with a total of six recounts carried out during the 72 hour period after the provisional declaration.

Table 21: Recounts

Council	Election	Variance
Alexandrina	Goolwa-Hindmarsh	0
Charles Sturt	Hindmarsh	4
Mt Barker	North	8
Playford	Mayoral	2
Unley	Goodwood	0
Unley	Mayoral	2

Some other requests for recounts were rejected by the Returning Officer, pursuant to S46(1) of the Act, on the basis that there would be no prospect of change to the results of the election.

3.3.6 Timeliness of results

The timeframes for results were as follows:

- Mayoral: All 35 in by 11.30 pm Saturday 11 November.
- Manual / HC Auto: All 184 in by 6.30 pm Sunday 12 November.
- Data entered: All 12 completed by 7.15 pm Monday 13 November.
- Recounts: All six completed by Tuesday 14 November.

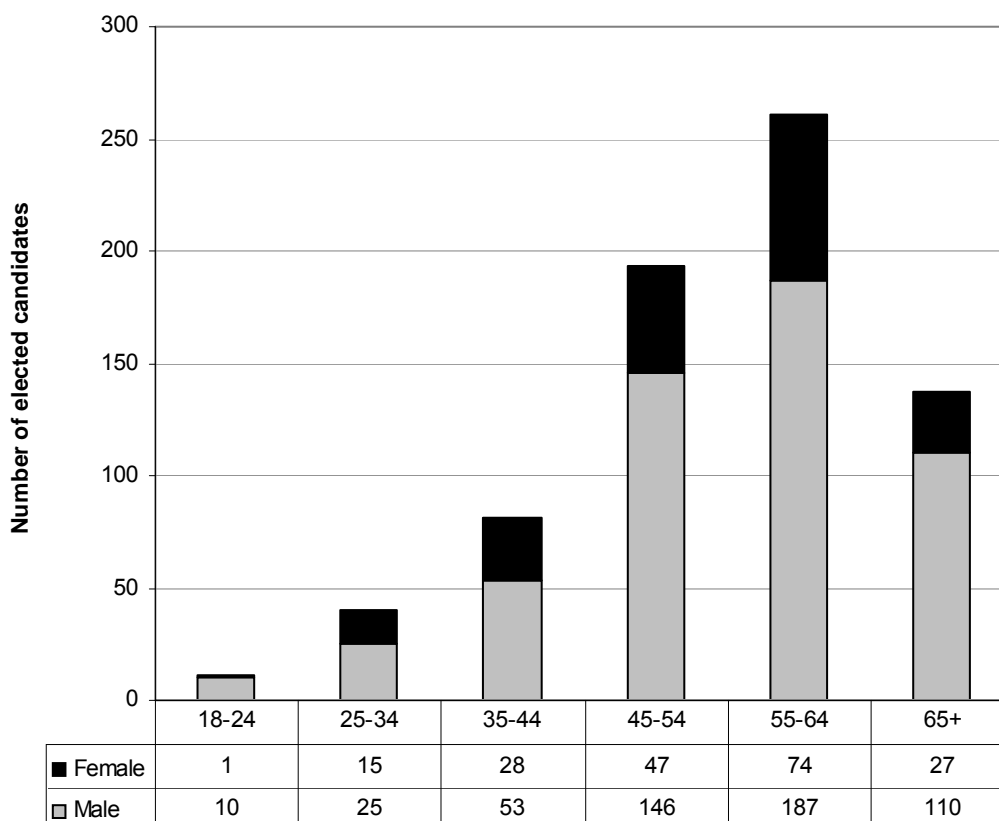
Final results were confirmed in writing to council CEOs and candidates on Friday 17 November 2006.

3.4 ELECTION OUTCOMES

A summary of election outcomes is provided below:

- The majority of elected candidates were male, representing 73.4% of elected members. This is a direct reflection of the proportion of males nominated as candidates and is exactly the same proportion as for the 2003 elections.
- The age group with the highest number of elected candidates overall, was 55–64 (at 36.1%), which was also the most represented age group among nominated candidates. This is only slightly less than in 2003 when 37% of elected members were aged 55–64.
- 19.1% of mayoral positions were female, which was a slight decrease compared to the 2003 elections when females represented 20.8% of candidates elected to mayoral positions.
- The age group least represented by elected candidates was 18–24 years (1.9%). This is slightly less than the proportion of nominated candidates in this age group (1.5%) and slightly greater than the elected members in 2003 (1.2%).
- The proportions of elected members within each age group are largely the same as those proportions for 2003, with the biggest change being for the 25–34 age group which increased in representation by 1.1% (from 4.4% to 5.5%).
- The proportion of elected female candidates in country councils increased from 22.5% in 2003 to 24.5% in 2006, but decreased in metropolitan councils from 33.3% to 30.6%. These proportions almost directly reflect the proportion of females nominated to positions in country and metropolitan councils.

Chart 4: Number of elected candidates by gender and age group



Further details on demographic characteristics of all elected candidates are provided in Appendix 2.3, while Appendix 2.4 provides data on previous council members who were re-elected to positions.

Appendix 2.5 provides a summary of:

- The number of elected candidates with quota at first count or after preferences, below quota and unopposed.
- The number of excluded candidates at second count and after preferences.
- The number of unsuccessful candidates remaining at the conclusion of the election.

3.5 ELECTION INVESTIGATIONS

3.5.1 General

Under the Local Government (Elections) Act, the Electoral Commissioner may:

- investigate any matter concerning the operation or administration of the Act, including a matter that may involve a breach of the Act; or
- bring proceedings for an offence against the Act.

In general, candidates or those authorising material are notified immediately of complaints raised against them and are asked to respond. After the elections are concluded all complaints are reassessed in consultation with the Crown Solicitor's Office. During the 2006 Council Elections, 267 complaints were received with the vast majority being lodged prior to polling day.

This section of the report provides an overview of complaint matters that were the subject of enquiry.

3.5.2 Candidate complaints

A total of 267 complaints were received across 38 councils, compared with 126 complaints across 27 councils for the 2003 elections. In most cases alleged offenders were contacted within 24 hours and were given the opportunity to respond to allegations.

While the number of complaints doubled at the 2006 elections, complaints were spread across more councils than in previous elections. The majority of complaints were candidate electoral material related.

A major reason for the increase in complaints is candidates and electors being offended by electoral material which they considered to be inaccurate and misleading. It is an offence to publish a statement that purports to be a statement of fact that is misleading and inaccurate to a material extent, however, it is not an offence to publish an opinion. Many candidates are offended by statements of opinion and can often interpret this as misleading material.

At the time of reporting, all investigations have been completed. No matters have been prosecuted, although a number of warnings were issued. Those that received warnings are likely to face prosecution should they re-offend.

The decision not to prosecute is only made after joint assessment with the Crown Solicitor's Office.

Assessment concentrates on:

- What mischief, if any, has actually occurred.
- Whether, regardless of any technical matter, it was clear who was taking responsibility for the material.
- The response of the authoriser following notification of the complaint.
- The public interest and costs involved in mounting a prosecution.

Table 22: Complaints received – 2003 and 2006

Nature of complaint	Number received	
	2003	2006
Damage/defacing electoral material	1	0
Eligibility to nominate	3	4
Media treatment	0	0
Fraud/Intimidation	5	8
Security of voting systems	2	4
Ballot papers not received	1	3
Voters roll and entitlements	3	5
Profiles	3	2
System of voting	2	2
Candidate behaviour	15	14
Authorisation	12	50
Inaccurate or misleading material	79	165
Signs ^(a)	NA	4
Council related ^(a)	NA	6
TOTAL	126	267

(a) These categories were added in 2006 as a result of the number of complaints received.

3.5.3 Court of Disputed Returns

There were no petitions made to the Court of Disputed Returns.

3.6 BALLOT PAPER ANALYSES

3.6.1 Informal Voting

Overall informality rose from 1.9% in 2003 to 2.1% in 2006.

Table 23: Informality by position and location

Position	Country		Metro		Statewide average
	Lowest	Highest	Lowest	Highest	
Mayoral	0.1%	0.7%	0.2%	1.0%	0.5%
Councillor					
▪ Area (1 only)	-	-	-	2.9%	2.9%
▪ At large	1.1%	6.8%	-	4.9%	4.2%
▪ Ward	0.0	3.7%	1.1%	6.6%	3.2%

Informality was examined in 60 elections consisting of the five largest metropolitan mayoral counts, one metropolitan area councillor count and 54 ward counts made up of both metropolitan and country councils.

These elections were selected on the following basis:

- A broad rate of informality ranging from very low to very high (both country and metro councils).
- A high ratio of candidates to vacancies.

The categories and sub-categories of informality used are shown in the following table.

Table 24: Rates of informality by category

Categories	%
Apparent deliberate informality (13.4% of all informal ballot papers)	
▪ Blank	9.6
▪ Marks	2.7
▪ Messages	1.1
Recognisable attempt to cast a formal vote (85.0% of all informal ballot papers)	
▪ Defective marking (using multiple ticks or crosses etc)	33.3
– All the same numbering, ✓ or X	1.9
– Multiple 1, ✓ or X or combination thereof	29.1
– Other (e.g. continued numbering of the Councillor ballot paper after marking the mayoral ballot paper)	2.3
▪ Unacceptable preferencing – failure to sequentially number the ballot paper up to the number of candidates required (these ballot papers may have been admitted to the count if optional preferential voting was permitted by legislation)	51.7
– Insufficient preferences (e.g. 1, 2, & 3 where 8 candidates were to be elected)	18.8
– Missing number in sequence (e.g. 1, 2, 4, 5, 6)	27.6
– Duplicated numbers (e.g. 1, 2, 2, 3)	5.3
Other (1.6% of all informal ballot papers)	
▪ Wrong ballot paper (e.g. Salisbury South ward ballot paper found in Salisbury Para ward declaration envelope)	1.5
▪ Missorted ballot papers (e.g. ballot paper for one candidate found with another candidates ballot papers)	0.1

Observations

Apparent deliberate informality

- In the sample, 13.4% of the informal vote could be deemed to be deliberately informal (i.e. blank ballot papers or ballot papers with either marks or messages thereon with no attempt to make them formal).
- The 13.4% average masks the following:
 - the high (10% to 62.5%) deliberately informal vote in the elections reviewed for Campbelltown, Charles Sturt, Coorong, Holdfast Bay, Kingston (Watervalley Ward), Mallala (Two Wells Ward), Northern Areas, Onkaparinga (Mayoral), Port Adelaide Enfield (Mayoral), Tea Tree Gully and Wattle Range;
 - the fact that Goyder, Kingston (Woolmit Ward), Mallala (Dublin Ward), Norwood Payneham and St Peters (Payneham Ward), Robe, Wattle Range (Riddoch Ward) and Yankalilla recorded 0.0% for this category.
- It follows, therefore, that 85.0% of the informal vote represented an attempt to cast a valid vote whilst the remaining 1.6% were ballot papers for either the wrong election or for the wrong candidate.

Defective marking

- Includes those voters using all the same numbers, or multiple 1, ✓ or X or 'other' (e.g. continuing numbers on a councillor ballot paper after completing the mayoral ballot paper).
- The figures ranged from 83.3% of informal votes for the Goyder (Eudunda Ward) election to the Coorong (Mallee Ward) election figure of 6.2%, with the sample average being 33.3%.
- 13 metropolitan and 14 country elections were over the sample average, eight more than 40% over, one 50% over, three 60% over, one 70% over and two 80% over.

Unacceptable preferencing

- Present legislation requires electors to consecutively number boxes on the ballot paper at least up to the number of candidates to be elected; figures were extracted on the number of votes that would be deemed formal provided one or more preferences were shown.
- The sample showed that 51.7% of the informal votes would have been included in the formal count and the rate of informality reduced in the sample from 2.2% to 1.2% of the votes cast.

Other

- Includes those ballot papers that were either attributed to the wrong election or to the wrong candidate and represents 1.6% of the total informal vote.
- 14 elections had ballot papers included incorrectly when they were obviously not for that election.

Nexus between rate of informality and the number of candidates

- 31 elections had five candidates or more and 11 elections had four vacancies or more. 30 elections had an informality rate greater than the sample average. Of these, 16 councils had an informality rate greater than 4.0% and 10 councils had an informality rate less than 1.0%.
- Charles Sturt – all of the four ward elections reviewed had an informality rate exceeding the sample average, ranging from 2.8% to 6.6%.
- Onkaparinga – both ward elections reviewed had an informality rate of 5.7% and 5.1% respectively.
- Port Adelaide Enfield – all of the four ward elections reviewed had an informality rate exceeding the sample average ranging from 4.5% to 5.6%.
- Salisbury – all of the three ward elections reviewed had an informality rate exceeding the sample average ranging from 4.8% to 6.2%.
- It would appear that there is a propensity for informality to increase in those elections where there are larger numbers of candidates and vacancies thus increasing the opportunities for mistakes to be made.
- A relatively extensive analysis was undertaken on informal ballot papers, but conclusive reasons for the higher informality rate (1.9% in 2003) cannot be determined without a full investigation of all councils incorporating election and demographic data.

3.6.2 Donkey voting

Donkey voting is the practice of marking ballot papers with consecutive preferences from the top of the paper straight down. Reverse donkey voting is marking the ballot paper in a similar fashion, but starting at the bottom of the ballot paper. Under the local government voting requirements, an elector is required to mark preferences to at least the number of positions being contested.

The incidence of donkey voting and reverse donkey voting was examined in 14 elections where ward elections with only three or more vacancies were included.

This new approach was undertaken as donkey vote analyses undertaken on a sample of 12 elections following the 2003 council elections indicated a combined aggregate of 2.1%. The 2003 sample contained three ward elections, with only two vacancies to be filled, where the combined donkey vote and reverse donkey vote figures ranged from 8.1% to 26.2% for those elections.

If the three ward elections in question are removed from the 2003 analysis, the revised aggregate for donkey voting reduces from 1.6% to 0.6% and reverse donkey voting from 0.5% to 0.2% giving a combined aggregate of 0.8%.

It was determined that the figures in those elections with two vacancies were possibly inflated due to the fact that an elector may vote by simply placing the numbers one and two on their ballot paper. Further, where there is a smaller field of candidates contesting the election, the possibility of the more preferred candidates drawing the top or bottom two positions on the ballot paper is also increased.

Table 25: Rates of donkey/reverse donkey voting by category

Category	Description	Donkey	Reverse Donkey
'Full'	Every voting square was marked with consecutive preferences	0.2%	0.1
'Compliant'	Consecutive preferences marked up to and including number required to fill vacant positions, no more	0.2%	0.1
'Partial'	Consecutive preferences marked in the voting squares up to vacancies being contested + more, but not all	0.1%	<0.1%
'Compliant - incomplete'	Consecutive preferences marked up to number required to fill vacancies, sequence then broken	0.1%	0.1%
Overall	All above	0.6%	0.2%

Each category has been added and expressed as a percentage of the total formal votes for the 14 elections examined.

Table 26: Donkey/Reverse donkey voting analysis (14 Elections)

Council - Election	No. Vacancies	No. Candidates	No. Formal Votes	Total Combined Donkey/Reverse Donkey Votes	Donkey %					Reverse Donkey %				
					Overall	Full	Compliant	Partial	Compliant - incomplete	Overall	Full	Compliant	Partial	Compliant - incomplete
Barossa - Area Councillor	13	22	5671	0.3%	0.3%	0.1%	0.2%	0.0%	0.0%	<0.1%	0.0%	<0.1%	0.0%	0.0%
Campbelltown - Area Councillor	4	8	10151	1.0%	0.7%	0.2%	0.5%	0.0%	0.0%	0.3%	0.1%	0.2%	0.0%	0.0%
Grant - Central Ward	7	9	2079	1.0%	0.7%	0.5%	0.2%	0.0%	0.0%	0.3%	0.1%	1.0%	0.0%	0.0%
Holdfast Bay - Glenelg Ward	3	10	2320	3.1%	2.3%	0.3%	0.6%	0.1%	1.3%	0.8%	0.1%	0.2%	0.0%	0.5%
Loxton Waikerie - Area Councillor	12	15	4228	0.3%	0.2%	0.1%	0.1%	0.0%	0.0%	<0.1%	0.0%	<0.1%	0.0%	0.0%
Mount Barker - Central Ward	4	9	2375	0.5%	0.2%	0.1%	0.1%	0.0%	0.0%	0.3%	0.1%	0.1%	0.0%	0.1%
Onkaparinga - Mid South Coast Ward	4	8	5178	1.7%	1.3%	0.4%	0.0%	0.8%	0.0%	0.4%	0.1%	0.0%	0.3%	0.0%
Playford - Ward 1	3	9	2738	1.2%	1.1%	0.3%	0.0%	0.8%	0.0%	0.1%	0.0%	0.1%	<0.1%	0.0%
Port Augusta - Area Councillor	9	17	4152	0.2%	0.2%	0.1%	<0.1%	0.0%	0.0%	<0.1%	<0.1%	0.0%	<0.1%	0.0%
Port Lincoln - Area Councillor	10	19	3796	0.3%	0.3%	0.2%	0.1%	0.0%	0.0%	<0.1%	0.0%	0.0%	<0.1%	0.0%
Victor Harbor - Area Councillor	10	20	5266	0.3%	0.3%	0.1%	0.2%	0.0%	0.0%	<0.1%	<0.1%	0.0%	<0.1%	0.0%
Wattle Range - Corcoran Ward	5	8	2246	0.5%	0.4%	0.1%	0.2%	0.0%	0.0%	0.1%	0.1%	0.0%	<0.1%	<0.1%
Yankalilla - Bungala Ward	3	9	890	0.0%	0.0%	0.0%	0.0%	0.0%	0.0%	0.0%	0.0%	0.0%	0.0%	0.0%
Yorke Peninsula - Kalkabury Ward	4	7	2256	0.8%	0.1%	0.0%	0.1%	0.0%	0.0%	0.7%	0.1%	0.4%	<0.1%	0.2%
Aggregate				0.8%	0.6%	0.2%	0.2%	0.1%	0.1%	0.2%	0.1%	0.1%	<0.1%	<0.1%

Some comparisons have been made between the 14 elections examined and with figures arrived at during the 2006 HA election donkey and reverse donkey analysis. It must be noted, however, that there are a number of variables between HA and council elections. For example, voting is compulsory for HA elections and not for council elections and different criteria apply for determining formal and informal ballot papers.

Observations are summarised in the following points:

- The combined donkey and reverse donkey voting for the 14 (2006) elections was 0.8% of the formal votes compared to 2.1% of the formal votes for the 12 (2003) elections.
- Compared with 'full' donkey voting in the 2006 HA election (1.0% donkey, 0.2% reverse donkey), the incidence of 'full' donkey voting and reverse donkey voting (0.2% and 0.1% respectively) in the sample surveyed were considerably less.
- The highest rate for 'compliant' donkey voting was 0.6% donkey and 1.0% reverse donkey where the voter provided just a sufficiency of preferences in donkey or reverse donkey format to ensure a valid vote.
- In elections with eight or more candidates the overall rate of 'full' donkey voting was 0.2% or two votes in every 1000 ballot papers for donkey voting and 0.1% or one vote in every 1000 ballot papers for reverse donkey voting.

3.7 SURVEYS

3.7.1 Survey audience

The SEO conducted surveys across a number of groups involved in the election process. The survey groups, topics and response rates are summarised in the following table.

Table 27: Surveys and responses

Survey Group	Survey Topic	Number invited	Number of responses	Response rate
DROs	<ul style="list-style-type: none"> • Training • Election conduct • Conference • Jointly managed elections and training 	66	56	85%
Candidates	<ul style="list-style-type: none"> • Election processes and procedures 	540	225	42%
Data entry personnel	<ul style="list-style-type: none"> • Job role, facilities and equipment, supervision 	92	70	76%
Council liaison officers	<ul style="list-style-type: none"> • Training 	49	41	84%
Central Processing Centre support staff	<ul style="list-style-type: none"> • Job role, facilities and equipment, supervision 	31	31	100%
Total		778	423	54.4%

Surveys were conducted by the use of questionnaires and included multiple choice questions, rating scales and open-ended questions.

The lowest response rate was among candidates (42%), suggesting that an alternative survey method may be considered for the next elections to attract a higher response.

3.7.2 Survey findings

Some of the positive findings from the surveys are summarised in the following points:

- Participants found the training provided by the SEO to be useful. In particular, the circuit format of training for DROs and council liaison officers was highly regarded as an effective method for receiving information.
- There was a high level of satisfaction with SEO employees' knowledge of electoral matters, management skills and customer service.
- In general, materials, processes and procedures were rated highly.

The most notable areas that were found to require attention or improvement are summarised as follows:

- Clearer explanations about the preferential voting and proportional representation counting systems are required by candidates, who indicated that they find the systems confusing and difficult to understand.
- The provision of candidate nomination kits, handbooks and notification of briefing sessions did not reach all candidates.

4. Financial arrangements and costs

All costs and expenses incurred by the Returning Officer in carrying out official duties must be defrayed from funds of the council (Local Government (Elections) Act s13). Accordingly, councils are charged for electoral services on the basis of cost recovery.

To enable the office to meet expenditure to fund working capital requirements incurred on a progressive basis during the election cycle, the Returning Officer requested progress payments of 30% and 40% of the estimated costs of council elections in August 2006 and October 2006 respectively. The balance of costs incurred was invoiced to councils in December 2006. Some refunds of progress payments were made where elections were not contested.

The total election costs that were invoiced by the office to all councils for the conduct of the November 2006 elections was in the order of \$3.142 million compared to \$2.913 million for the May 2003 elections. The actual increase in costs between these elections was \$229,000 (GST inclusive) representing an increase of approximately 7.9%.

All councils were requested to complete an election cost schedule to capture and record expenses that they directly incurred, excluding SEO costs. The purpose of this request was to report the total costs of the 2006 council elections. The office received cost schedules from a majority of councils and the cost information provided is shown as council costs in the table below.

The total election costs for all councils are summarised in the following table.

Table 28: Major expense categories – 2003 and 2006

Expense category	SEO costs (\$'000)		Council costs (\$'000)	
	2003	2006	2006	2006
Advertising	84	94	80	
Telephone enquiries	74	34	-	
Fraud prevention program	51	-	-	
Printing (including ballot packs & statutory notices)	675	741	13	
Mail-out	492	502	18	
Mail return	306	360	14	
Count and scrutiny	271	199	50	
Project management	285	172	186	
Manuals, training, support and poll results	450	748	22	
Storage	4	6	-	
GST	221	286	-	
Total	2 913	3 142	383	

5. Administrative and operational recommendations

5.1 TIMING OF LOCAL GOVERNMENT PERIODIC ELECTIONS

Following the introduction of four year terms and the move to a November election timeline under the amendments in the Statutes Amendment (Local Government Elections) Act 2005, all periodic council elections conclude eight months following the State elections in March of the same year.

The period between events is further complicated with the commencement of activities in preparation for the council elections, relating to the close of rolls and opening of nominations, falling in the period between early August and September, reducing the timeframe to around five months.

The office is of the opinion that the short timeframe between the two major electoral events creates operational difficulties and delays the reporting of state election outcomes due to the high workload associated with the preparation and conduct for a possible 250 simultaneous council elections. It may also contribute to elector fatigue and apathy when electors are required to vote in another election within such a short timeframe.

It is recommended that the scheduling of local government periodic elections be changed to ensure that they fall within the middle of the four year period for State Parliamentary elections similar to that which has been arranged in both New South Wales and Victoria since the Electoral Commissioners in those states have had full responsibility for local government election conduct.

5.2 TECHNICAL AND OPERATIONAL CHANGES TO LEGISLATION

It is recommended that the following changes be implemented to the Local Government (Elections) Act 1999, the Local Government (Elections) Regulations 1999, the City of Adelaide Act 1998 and the City of Adelaide (Elections and Polls) Regulations 1998, to provide for processes and procedures that are more timely, manageable and understandable:

- 5.2.1 Insert into **section 4 – Preliminary** – a definition of ‘election period’ being a period from ‘the opening of nominations to the conclusion of the election’ to provide candidates and councils clear direction on the period for which election signs may be displayed. The definitions should also define a ‘caretaker’ period and direct that councils are to delay any council meeting in the month of the election until after the ‘election period’ without the requirement to publish gazettal of a meeting suspension.
- 5.2.2 Amend **section 5 – Periodic elections** – to allow for close of voting at ‘...12 noon on the last business day before the second Saturday...’ in lieu of 5 pm to allow for additional time to process and distribute ballot material received on the last day of voting. The volume of ballot material lodged at council offices and deposited in ballot boxes, in addition to returned mail, causes considerable time delays and pressures on the ability to collect, collate and process prior to distribution to Deputy Returning Officers in time for the commencement of the count early on the Saturday morning. This change would also

bring consistency with the time for close of voting for supplementary elections under subsection 6(8).

- 5.2.3 Amend **section 15 – The voters roll** – to remove ambiguity or clarify the interpretation as to the meaning of ‘...in printed form’ under the current provision of subsection 15 so that electronic copies of the roll are not made available to candidates. Legal opinion from the Crown advises that the reference to ‘printed form’ is specific in nature and is meant to restrict the availability of the voters roll electronically.
- 5.2.4 Removal of **section 21 – Display of valid nominations** – that requires public display of a copy of each accepted nomination in the principal office of the council as soon as practicable after receipt. This requirement gives opportunity for prospective candidates to be selective with their intended nomination and allows for ‘jockeying’ for positions, particularly where there is a multiple ward system. The public display of nominations after receipt does not occur for state or federal elections and additionally, some potential candidates may be discouraged from standing for election knowing that another popular candidate has already nominated. Conversely, candidates already nominated often wish to change their nomination to a different election after a later nomination by a candidate against whom they do not wish to compete.
- 5.2.5 Amend **section 28 – Publication of misleading material** – to include a provision giving the Returning Officer powers to require a publisher of misleading material to withdraw the material, publish a retraction in a specified manner or both. This would be consistent with the provisions under subsection 113(4) of the *Electoral Act 1985*.
- 5.2.6 Amend **section 29 – Ballot papers** – so that the draw for position of the candidate names under subsection (3) is conducted at 4pm on the day that nominations close in lieu of the current provision that states ‘...as soon as is reasonably practicable after the close of nominations...’.
- 5.2.7 Amend **section 48 – Method of counting and provisional declarations** – to alter the method of distributing ballot papers in elections with single member vacancies to the method used when conducting an optional preferential count. In this method it is not necessary to distribute ballot papers from excluded candidates in separate bundles as is required under the current proportional representation method. Single vacancy elections under the current system require a member to be elected where they have either achieved a quota (being 50% + 1 of the vote) or have the greater number of attributed votes.

The latter occurring following the exclusion of other candidates, one after the other, by redistributing the ballot papers of the candidate with the least votes obtained, to the candidates remaining in the count until only two candidates remain. By removing the requirement to process each separate bundle of ballot papers as a separate distribution

and count, it is possible to simplify the process without any actual change to the result. Should this process have been in operation for a recent mayoral election, the process would have been completed in 8 counts instead of the 79 counts.

- 5.2.8 Amend **section 50 – Declaration of results and certificate** – to alter the requirement for the Returning Officer to ‘...immediately make out a return...’ under subsection (1) and replace that requirement with ‘as soon as practicable make out a return...’. This change will facilitate a more reasonable advice arrangement to council Chief Executive Officers.
- 5.2.9 Amend **section 81 – Campaign donations returns** – to alter the reference to ‘...Chapter 3 of the Local Government Act 1999...’ in subsection (3)(a)(ii) to be ‘...section 8 of the Local Government (Elections) Act 1999...’ and to correct the inconsistent language in the Instructions/Notes detailed in 3(a)(i) and 3(a)(ii) of **Form 13 – Campaign donations return** – under the Local Government (Elections) Regulations 1999 as follows:
- 5.2.9.1 Instruction/Note 3(a)(i) to read the same as subsection 81(3)(a)(i);
- 5.2.9.2 Instruction/Note 3(a)(ii) to read the same as the amended subsection 81(3)(a)(ii), as described above.
- 5.2.10 Amend **section 89 – Requirement to keep proper records** – to alter subsection (2) by extending the period from three years to four years for which a record, relevant to completing a return, must be kept.
- 5.2.11 Amend the **City of Adelaide Act 1998 Schedule 1 clause 24 – Campaign donations returns** – to alter the reference to ‘...the Local Government Act 1934...’ in subclause (3)(a)(ii) to be ‘...section 8 of the Local Government (Elections) Act 1999...’ and to alter the Instructions/Notes detailed in 3(a)(ii) and 3(b) of **Form 9 – Campaign donations return** – under the City of Adelaide (Elections and Polls) Regulations 1998 as follows:
- 5.2.11.1 Instruction/Note 3(a)(ii) to read the same as the amended subclause 24(3)(a)(ii), as described above;
- 5.2.11.2 Instruction/Note 3(b) to be deleted as it is now not relevant.
- 5.2.12 Amend the **City of Adelaide Act 1998 Schedule 1 clause 25 – Campaign expenditure return** – to alter the reference to ‘...section 133 of the Local Government Act 1934...’ in subclause (2)(e) to be ‘...section 27 of the Local Government (Elections) Act 1999...’ and to alter the Instructions/Notes detailed in 3(e) of **Form 10 – Campaign expenditure return** – under the City of Adelaide (Elections and Polls) Regulations 1998 as follows:
- 5.2.12.1 Instruction/Note 3(e) to read the same as the amended subclause 25(2)(e), as described above.
- 5.2.13 Amend the **City of Adelaide Act 1998 Schedule 1 clause 33 – Requirement to keep proper records** – to alter subclause (2) by extending the period from three years to four years for which a record, relevant to completing a return, must be kept.

5.3 SCHEDULING OF COUNCIL REPRESENTATION REVIEWS

Representation reviews are undertaken by councils as prescribed in the Local Government Act under the provisions of Part 1 – Division 2 – Powers of councils and representation reviews. A council's composition and structure must be comprehensively reviewed at least once in every eight years as detailed in subsection 12(4).

After completing certain requirements for the representation review including the preparation of a report, a council must then refer that report to the Electoral Commissioner who must determine whether the review has satisfied the legislative requirements of section 12 of the Act. Where the requirements have been satisfied, a certificate is issued specifying the date by which the council must publish a notice in the *Gazette* providing for the operation of the proposal, otherwise, the Electoral Commissioner will refer the matter back to the council for further action.

Looking back prior to the past two periodic elections in 2003 and 2006, representation reviews were completed for 50 councils in 2002 and 18 councils in 2005. Of those 68 reviews submitted for certification, 58 were submitted within seven months of the prescribed deadline, under the provisions of the Act, from 41 councils in 2002 and 17 councils in 2006. The numbers submitted within three months of the deadline were 30 and 9 respectively, representing 50% or greater.

The processes involved in determining whether each review has satisfied the legislative requirements of the Act are onerous and resource intensive. Where so many reviews are submitted so late in the election cycle there is increased risk that any technical failure, in the conduct of the review, may render it invalid and place the council in a position where it fails to meet the requirements of the Act.

The latter could have serious constitutional implications for the representative structure to be applied at the pending periodic elections. Further, there is no apparent penalty for the failure for a council to meet its obligations under the Act, except where the Chief Executive Officer of a council fails to refer such a matter to the Electoral Commissioner and a maximum penalty of \$2 500 applies.

The current timing of local government periodic elections and state parliamentary elections will give rise to a great proportion of councils submitting representation reviews concurrent with the state election timeframe.

It is recommended that consideration be given to amending the Local Government Act 1999 to provide for:

- 5.3.1 A schedule that prescribes the order and timing for representation reviews undertaken between periodic elections so that each council completes a review at least once during an eight year period spanning two periodic election events.
- 5.3.2 A default representation model that would take effect for the next following periodic election where a council fails to comply with the requirements for completing a review within the prescribed schedule.

6. Appendices

Appendix 1: Legislative amendments

The Statutes Amendment (Local Government Elections) Act commenced on 18 August 2005 and provided for amendments to the City of Adelaide, Local Government and Local Government (Elections) Acts. A summary of amendment outcomes is provided below.

Table 29: Amendments to the *Local Government Act 1999*

Subject	Amendment	Section
Composition and wards	The composition of a council to be reviewed at least once in every eight years A formal 'representation options paper' detailing the advantages and disadvantages of options available to the council must be prepared by a qualified person: <ul style="list-style-type: none"> ward use and > 12 councillors to be examined new public notice, inspection and purchase requirements re options paper poll required if proposed to change from chairperson to mayor and vice versa; summary of issues to be certified by EC; prescribed levels of voter participation 	s12
Casual vacancies	No supplementary elections for: <ul style="list-style-type: none"> casual vacancies occurring after 1 January in a periodic election year councillor positions whose occupants unsuccessfully contest a mayoral vacancy a mayoral vacancy occurring after 1 January in a periodic election year (<i>council may choose a person to act in the position</i>)* 	s54
General elections to be held in special case	<ul style="list-style-type: none"> if council membership falls below prescribed number before 1 January of a periodic election year or >7 months before polling day for a general (not periodic) election, the CEO must gazette the circumstance and nominate a polling day for general elections 	s56

Table 30: Amendments to the *City of Adelaide Act 1998*

Subject	Amendment	Section
The voters roll	Close of roll provisions aligned with those in the Local Government (Elections) Act 1999	
Constitution of Council	Representation review to commence as soon as practicable after conclusion of 2006 election NB April/May 2006 discussion re deferment of 2006 CAA elections	s20
Forms	Regulatory forms now only for campaign donations and expenditure (latter unique to CAA)	Schedule 1 c24, 25 Regs Forms 9, 10

Table 31: Amendments to the *Local Government (Elections) Act 1999*

Subject	Amendment	Section
Periodic elections	To be held at 4 year intervals, closing at 5.00 pm on the last business day before the second Saturday of November, commencing 2006.	s5
Supplementary elections	Vacancies to councillor positions occurring on or after 1 January of a year in which a periodic election is due to be held to remain unfilled.	s6
Failure of an election in certain circumstances	Election not to fail after close of voting if RO declares, in a Gazette notice, that the candidate would not have been elected on the basis of votes cast in the relevant election.	s7

Subject	Amendment	Section
Council may hold polls	A poll held in conjunction with an election to close at 5pm polling day otherwise 12 noon.	s9
Qualification for enrolment	The criteria for qualifications for enrolment amended. CEOs must clarify residential entitlements with non-owner ratepayer resident.	s14
The voters roll	The returning officer to determine the date for the close of roll for periodic elections. Periodic election roll close to be not less than 13 weeks before polling day.	s15
Entitlement to vote/ stand for election	Cannot vote or nominate unless above the age of majority (18).	ss16, 17
Call for nominations	Nomination period reduced to 14 days from 21 days.	s18
Manner in which nominations are made	Cannot lodge >1 nomination for council vacancies (any earlier nomination must be withdrawn).	s19
Close of nominations	Nominations for periodic elections to close 12 noon 6 th Tuesday after roll close.	s23
Notices	RO has 16 days to Gazette, publish and write to candidates re nominations received.	s26
Ballot papers	Draw for position on ballot papers to be conducted as soon as reasonably practicable after nominations close.	s29
Issue of postal voting papers	Timeframes for issuing late voting materials: <ul style="list-style-type: none"> 5.00 pm second business day before close of voting - postal applications. 5.00 pm close of voting – personal applications. RO can withhold sending voting papers to a person believed to have died.	s39
Procedures to be followed for voting	Sealed envelopes must be delivered (by post or personally) to an electoral officer for the relevant council by close of voting.	s40
Voter may be assisted in certain circumstances	RO: <ul style="list-style-type: none"> must approve an elector being assisted. determine manner and conditions for assistance. 	s41
Signature to electoral material	Witness must provide their signature to verify an elector making their mark on voting papers.	s42
Issue of fresh voting papers	Deadlines for applications for receipt of voting papers: <ul style="list-style-type: none"> by post – 5.00 pm second business day before polling day. in person – close of voting on polling day. 	s43
Arranging postal papers	Papers to be available for scrutiny: <ul style="list-style-type: none"> As soon as practicable after close of voting – elections or polls closing at 12 noon. Day after polling day at a time determined by RO – elections or polls closing at 5.00 pm 	s47
Recount	Recount time for elections and polls extended to 72 hours from 48 hours.	ss49, 53
Collation of certain information	Return to be made within one month and conform with requirements in regulations.	s51 + Reg 12A
Recount if successful candidate dies	Recount allowed if a successful candidate dies between the close of voting and the first meeting of the council after the election.	s55A
Electoral Commissioner may conduct investigations	EC can: <ul style="list-style-type: none"> issue formal reprimand for breach of legislation. seize, retain, issue seizure order for evidentiary matter. 	s92
Forms	The Electoral Commissioner may determine forms by notice in the Gazette except for appointment of members, application for inclusion on the voters roll and campaign donations return (LGEA Regs) and campaign donations and expenditure returns (CAA Regs). LGA to be consulted.	s92A

Table 32: Election related forms in Regulations

Legislation	Description	Form no.
CAA Schedule 1 cl 23, 24 Reg 8 (prescribed)	Campaign donations return	Form 9
CAA Schedule 1 cl 23, 25 Reg 8	Campaign expenditure return	Form 10
LGEA s8, Reg 5 Schedule (prescribed)	Declaration of eligibility with respect to an appointment under s8(1) of the Local Government (Elections) Act 1999	Form 1
LGEA s14, Reg 6 + Schedule	Application for inclusion on the voters roll under s14(1)(a)(ii) of the Local Government (Elections) Act 1999	Form 2
LGEA s80 Reg 13 + Schedule	Campaign donations return*	Form 13*

*NB not same as CAA Form 9

Table 33: Election related forms to be determined by EC after consultation with LGA and then Gazetted (LGEA s92A)

Legislation	Description	Form no.
LGEA s19 Reg 7	Nomination form – elector in own right	LG 3
	Nomination form – nominee of body corporate	LG 4
	Nomination form – nominee of group	LG 5
LGEA s17 (b)(iv)	Nomination form - supplementary information from natural candidate or nominee of body corporate or group whose name is erroneously omitted from the voters roll	LG 6
LGEA s22	Withdrawal of nomination by candidate	LG 7
	Withdrawal of nomination by body corporate or group	LG 8
LGEA Ss 26, 27, 28 (electoral material) ss 57 to 66, 73 (illegal practices), ss80 to 90 (campaign donations returns)	Statement to candidates re illegal practices	LG 9
LGEA s29 (5) Reg 9 (elections) Reg 10 (polls)	Ballot paper format	LG 50-6
LGEA s39 Reg12	Postal voting instructions	LG 10
	Postal voting papers	LG 70
	Postal voting declaration envelope	LG 40
	Postal voting reply paid envelope	LG 42
	Postal voting outer envelope (CAA and others)	LG 43
LGEA s51 (1)(1a) plus Regulation 12 A (a-j)	Collation of certain information (election return re ballot papers and declaration envelopes)	-

Appendix 2: Candidate data

APPENDIX 2.1: CHARACTERISTICS OF CANDIDATES

Table 34: All candidates by gender and age group

Age group	Male		Female		Total	
	No.	%	No.	%	No.	%
18-24	22	91.7	2	8.3	24	1.9
25-34	57	68.7	26	31.3	83	6.7
35-44	115	66.1	59	33.9	174	14.1
45-54	220	70.7	91	29.3	311	25.2
55-64	300	72.5	114	27.5	414	33.5
65+	183	79.6	47	20.4	230	18.6
Total	897	72.6	339	27.4	1236	100.0

Table 35: All candidates by gender and position contested

Candidates	Male		Female		Total	
	No.	%	No.	%	No.	%
Mayoral	82	75.9	26	24.1	108	8.7
Area councillor	6	75.0	2	25.0	8	0.6
Councillor at large	235	71.6	93	28.4	328	26.5
Ward councillor	574	72.5	218	27.5	792	64.1
Total	897	72.6	339	27.4	1236	100.0

Table 36: Mayoral candidates by gender and age group

Age group	Male		Female		Total	
	No.	%	No.	%	No.	%
18-24	1	100.0	0	0.0	1	0.9
25-34	3	75.0	1	25.0	4	3.7
35-44	6	54.5	5	45.5	11	10.2
45-54	22	81.5	5	18.5	27	25.0
55-64	31	79.5	8	20.5	39	36.1
65+	19	73.1	7	26.9	26	24.1
Total	82	75.9	26	24.1	108	100.0

Table 37: Area councillor candidates by gender and age group

Age group	Male		Female		Total	
	No.	%	No.	%	No.	%
25-34	2	100.0	0	0.0	2	25.0
35-44	1	100.0	0	0.0	1	12.5
45-54	1	100.0	0	0.0	1	12.5
55-64	0	0.0	2	100.0	2	25.0
65+	2	100.0	0	0.0	2	25.0
Total	6	75.0	2	25.0	8	100.0

Table 38: Councillor at large candidates by gender and age group

Age group	Male		Female		Total	
	No.	%	No.	%	No.	%
18-24	1	100.0	0	0.0	1	0.3
25-34	9	45.0	11	55.0	20	6.1
35-44	22	64.7	12	35.3	34	10.4
45-54	73	72.3	28	27.7	101	30.8
55-64	86	70.5	36	29.5	122	37.2
65+	44	88.0	6	12.0	50	15.2
Total	235	71.6	93	28.4	328	100.0

Table 39: Ward councillor candidates by gender and age group

Age group	Male		Female		Total	
	No.	%	No.	%	No.	%
18-24	20	90.9	2	9.1	22	2.8
25-34	43	75.4	14	24.6	57	7.2
35-44	86	67.2	42	32.8	128	16.2
45-54	124	68.1	58	31.9	182	23.0
55-64	183	72.9	68	27.1	251	31.7
65+	118	77.6	34	22.4	152	19.2
Total	574	72.5	218	27.5	792	100.0

Table 40: Candidates by gender – country v metropolitan

Position	Country				Metropolitan				All Councils			
	Male	Female	Total	%	Male	Female	Total	%	Male	Female	Total	%
Mayoral	45	11	56	51.9	37	15	52	48.1	82	26	108	8.7
Area councillor	0	0	0	0.0	6	2	8	100.0	6	2	8	0.6
Councillor at large	223	85	308	93.9	12	8	20	6.1	235	93	328	26.5
Ward councillor	256	78	334	42.2	318	140	458	57.8	574	218	792	64.1
Total	524	174	698	56.5	373	165	538	43.5	897	339	1236	100.0
%	75.1	24.9			69.3	30.7			72.6	27.4		

Table 41: Candidates by contest – country v metropolitan

Position	Country				Metropolitan				All Councils			
	Contested	Uncontested	Total	%	Contested	Uncontested	Total	%	Contested	Uncontested	Total	%
Mayoral	46	10	56	51.9	50	2	52	48.1	96	12	108	8.7
Area councillor	0	0	0	0.0	8	0	8	100.0	8	0	8	0.6
Councillor at large	258	50	308	93.9	20	0	20	6.1	278	50	328	26.5
Ward councillor	266	68	334	42.2	446	12	459	58.0	712	80	792	64.1
Total	570	128	698	56.5	524	14	539	43.6	1094	142	1236	100.0
%	81.7	18.3			97.2	2.6			88.5	11.5		

APPENDIX 2.2: CHARACTERISTICS OF CURRENT MEMBERS STANDING FOR COUNCIL POSITIONS

Table 42: All current member candidates by gender and age group

Age group	Male		Female		Total	
	No.	%	No.	%	No.	%
18-24	3	100.0	0	0.0	3	0.5
25-34	10	58.8	7	41.2	17	3.0
35-44	31	70.5	13	29.5	44	7.7
45-54	103	72.5	39	27.5	142	24.9
55-64	150	71.1	61	28.9	211	37.0
65+	120	78.4	33	21.6	153	26.8
Total	417	73.2	153	26.8	570	100.0

Table 43: All current member candidates by gender and position contested

Position	Male		Female		Total	
	No.	%	No.	%	No.	%
Mayoral	50	75.8	16	24.2	66	11.6
Area councillor	3	75.0	1	25.0	4	0.7
Councillor at large	113	72.9	42	27.1	155	27.2
Ward councillor	251	72.8	94	27.2	345	60.5
Total	417	73.2	153	26.8	570	100.0

Table 44: Current members standing for mayoral positions by gender and age group

Age group	Male		Female		Total	
	No.	%	No.	%	No.	%
25-34	1	100.0	0	0.0	1	1.5
35-44	2	40.0	3	60.0	5	7.6
45-54	12	75.0	4	25.0	16	24.2
55-64	22	81.5	5	18.5	27	40.9
65+	13	76.5	4	23.5	17	25.8
Total	50	75.8	16	24.2	66	100.0

Table 45: Current members standing for area councillor by gender and age group

Age group	Male		Female		Total	
	No.	%	No.	%	No.	%
25-34	1	100.0	0	0.0	1	25.0
55-64	0	0.0	1	100.0	1	25.0
65+	2	100.0	0	0.0	2	50.0
Total	3	75.0	1	25.0	4	100.0

Table 46: Current members standing for councillor at large positions by gender and age group

Age group	Male		Female		Total	
	No.	%	No.	%	No.	%
25-34	2	33.3	4	66.7	6	3.9
35-44	12	85.7	2	14.3	14	9.0
45-54	30	73.2	11	26.8	41	26.5
55-64	38	66.7	19	33.3	57	36.8
65+	31	83.8	6	16.2	37	23.9
Total	113	72.9	42	27.1	155	100.0

Table 47: Current members standing for ward councillor positions by gender and age group

Age group	Male		Female		Total	
	No.	%	No.	%	No.	%
18-24	3	100.0	0	0.0	3	0.9
25-34	6	66.7	3	33.3	9	2.6
35-44	17	68.0	8	32.0	25	7.2
45-54	61	71.8	24	28.2	85	24.6
55-64	90	71.4	36	28.6	126	36.5
65+	74	76.3	23	23.7	97	28.1
Total	251	72.8	94	27.2	345	100.0

Table 48: Current members in contested/uncontested elections – country v metropolitan

Position	Country				Metropolitan				All councils			
	Contested	Uncontested	Total	%	Contested	Uncontested	Total	%	Contested	Uncontested	Total	%
Mayoral	26	10	36	54.5	28	2	30	45.5	54	12	66	11.6
Area councillor	0	0	0	0.0	4	0	4	100.0	4	0	4	0.7
Councillor at large	118	30	148	95.5	7	0	7	4.5	125	30	155	27.2
Ward councillor	119	48	167	48.4	169	9	178	51.6	288	57	345	60.5
Total	263	88	351	61.6	208	11	219	38.4	471	99	570	100.0
%	74.9	25.1			95.0	5.0			82.6	17.4		

Table 49: Current members by gender and position contested – country v metropolitan

Position	Country				Metropolitan				All councils			
	Male	Female	Total	%	Male	Female	Total	%	Male	Female	Total	%
Mayoral	30	6	36	54.5	20	10	30	45.5	50	16	66	11.6
Area Councillor	0	0	0	0.0	3	1	4	100.0	3	1	4	0.7
Councillor at large	107	41	148	95.5	6	1	7	4.5	113	42	155	27.2
Ward Councillor	132	35	167	48.4	119	59	178	51.6	251	94	345	60.5
Total	269	82	351	61.6	148	71	219	38.4	417	153	570	100.0
%	76.6	23.4			67.6	32.4			73.2	26.8		

APPENDIX 2.3: CHARACTERISTICS OF ELECTED CANDIDATES

Table 50: All elected candidates by gender and age group

Age group	Male		Female		Total	
	No.	%	No.	%	No.	%
18-24	10	90.9	1	9.1	11	1.5
25-34	25	62.5	15	37.5	40	5.5
35-44	53	65.4	28	34.6	81	11.2
45-54	146	75.6	47	24.4	193	26.7
55-64	187	71.6	74	28.4	261	36.1
65+	110	80.3	27	19.7	137	18.9
Total	531	73.4	192	26.6	723	100.0

Table 51: All elected candidates by gender and position contested

Candidates	Male		Female		Total	
	No.	%	No.	%	No.	%
Mayoral	38	80.9	9	19.1	47	6.5
Area councillor	2	50.0	2	50.0	4	0.6
Councillor at large	168	72.4	64	27.6	232	32.1
Ward councillor	323	73.4	117	26.6	440	60.9
Total	531	73.4	192	26.6	723	100.0

Table 52: Elected mayors by gender and age group

Age group	Male		Female		Total	
	No.	%	No.	%	No.	%
25-34	1	100.0	0	0.0	1	2.1
35-44	3	60.0	2	40.0	5	10.6
45-54	10	76.9	3	23.1	13	27.7
55-64	13	81.3	3	18.8	16	34.0
65+	11	91.7	1	8.3	12	25.5
Total	38	80.9	9	19.1	47	100.0

Table 53: Elected area councillors by gender and age group

Age group	Male		Female		Total	
	No.	%	No.	%	No.	%
35-44	1	100.0	0	0.0	1	25.0
55-64	0	0.0	2	100.0	2	50.0
65+	1	100.0	0	0.0	1	25.0
Total	2	50.0	2	50.0	4	100.0

Table 54: Elected councillors at large by gender and age group

Age group	Male		Female		Total	
	No.	%	No.	%	No.	%
18-24	1	100.0	0	0.0	1	0.4
25-34	8	57.1	6	42.9	14	6.0
35-44	15	75.0	5	25.0	20	8.6
45-54	52	72.2	20	27.8	72	31.0
55-64	62	68.9	28	31.1	90	38.8
65+	30	85.7	5	14.3	35	15.1
Total	168	72.4	64	27.6	232	100.0

Table 55: Elected ward councillors by gender and age group

Age group	Male		Female		Total	
	No.	%	No.	%	No.	%
18-24	9	90.0	1	10.0	10	2.3
25-34	16	64.0	9	36.0	25	5.7
35-44	34	61.8	21	38.2	55	12.5
45-54	84	77.8	24	22.2	108	24.5
55-64	112	73.2	41	26.8	153	34.8
65+	68	76.4	21	23.6	89	20.2
Total	323	73.4	117	26.6	440	100.0

Table 56: Elected candidates by gender and position – country v metropolitan

Position	Country				Metropolitan				All Councils			
	Male	Female	Total	%	Male	Female	Total	%	Male	Female	Total	%
Mayoral	25	5	30	63.8	13	4	17	36.2	38	9	47	6.5
Area councillor	0	0	0	0.0	2	2	4	100.0	2	2	4	0.6
Councillor at large	161	61	222	95.7	7	3	10	4.3	168	64	232	32.1
Ward councillor	177	52	229	52.0	146	65	211	48.0	323	117	440	60.9
Total	363	118	481	66.5	168	74	242	33.5	531	192	723	100.0
%	75.5	24.5			69.4	30.6			73.4	26.6		

APPENDIX 2.4: CHARACTERISTICS OF PREVIOUS COUNCIL MEMBERS RE-ELECTED

Table 57: All previous council members re-elected by gender and age group

Age group	Male		Female		Total	
	No.	%	No.	%	No.	%
18-24	2	100.0	0	0.0	2	0.4
25-34	8	61.5	5	38.5	13	2.9
35-44	25	71.4	10	28.6	35	7.8
45-54	88	73.9	31	26.1	119	26.7
55-64	111	69.4	49	30.6	160	35.9
65+	94	80.3	23	19.7	117	26.2
Total	328	73.5	118	26.5	446	100.0

Table 58: All previous council members re-elected by council position and gender

Candidates	Male		Female		Total	
	No.	%	No.	%	No.	%
Mayoral	29	82.9	6	17.1	35	7.8
Area councillor	1	50.0	1	50.0	2	0.4
Councillor at large	98	72.6	37	27.4	135	30.3
Ward councillor	200	73.0	74	27.0	274	61.4
Total	328	73.5	118	26.5	446	100.0

Table 59: Previous council members re-elected as mayors by gender and age group

Age group	Male		Female		Total	
	No.	%	No.	%	No.	%
25-34	1	100.0	0	0.0	1	2.9
35-44	2	66.7	1	33.3	3	8.6
45-54	7	70.0	3	30.0	10	28.6
55-64	10	90.9	1	9.1	11	31.4
65+	9	90.0	1	10.0	10	28.6
Total	29	82.9	6	17.1	35	100.0

Table 60: Previous council members re-elected as area councillors by gender and age group

Age group	Male		Female		Total	
	No.	%	No.	%	No.	%
55-64	0	0.0	1	100.0	1	50.0
65+	1	100.0	0	0.0	1	50.0
Total	1	50.0	1	50.0	2	100.0

Table 61: Previous council members re-elected as councillors at large by gender and age group

Age group	Male		Female		Total	
	No.	%	No.	%	No.	%
25-34	2	40.0	3	60.0	5	3.7
35-44	11	84.6	2	15.4	13	9.6
45-54	27	73.0	10	27.0	37	27.4
55-64	33	66.0	17	34.0	50	37.0
65+	25	83.3	5	16.7	30	22.2
Total	98	72.6	37	27.4	135	100.0

Table 62: Previous council members re-elected as ward councillors by gender and age group

Age group	Male		Female		Total	
	No.	%	No.	%	No.	%
18-24	2	100.0	0	0.0	2	0.7
25-34	5	71.4	2	28.6	7	2.6
35-44	12	63.2	7	36.8	19	6.9
45-54	54	75.0	18	25.0	72	26.3
55-64	68	69.4	30	30.6	98	35.8
65+	59	77.6	17	22.4	76	27.7
Total	200	73.0	74	27.0	274	100.0

Table 63: Previous council members re-elected by gender, country v metropolitan and position to which the member was elected

Position	Country				Metropolitan				All Councils			
	Male	Female	Total	%	Male	Female	Total	%	Male	Female	Total	%
Mayoral	21	3	24	68.6	8	3	11	31.4	29	6	35	7.8
Area councillor	0	0	0	0.0	1	1	2	100.0	1	1	2	0.4
Councillor at large	94	36	130	96.3	4	1	5	3.7	98	37	135	30.3
Ward councillor	112	28	140	51.1	88	46	134	48.9	200	74	274	61.4
Total	227	67	294	65.9	101	51	152	34.1	328	118	446	100.0
%	77.2	22.8			66.4	33.6			73.5	26.5		

APPENDIX 2.5: ELECTED CANDIDATE SUMMARY RESULTS

Table 64: Point of election of successful candidates by location

Candidates elected...	2003 total	2006		
		Country	Metro	Total
At Count 1 with quota	250	161	99	260
Quota after preferences	279	156	90	246
Below quota	39	36	39	75
Unopposed	177	128	14	142
Total	745	481	242	723

Table 65: Point of election of successful candidates by position

Candidates elected...	Mayoral	Area councillor	Councillor at large	Ward councillor	All positions
At Count 1 with quota	25	1	64	170	260
Quota after preferences	4	2	90	150	246
Below quota	6	1	28	40	75
Unopposed	12	0	50	80	142
Total	47	4	232	440	723

Table 66: Point of exclusion of unsuccessful candidates by location

Candidates excluded...	2003 total	2006		
		Country	Metro	Total
At Count 2	32	6	26	32
After preferences	222	116	144	260
Total	254	122	170	292

Table 67: Point of exclusion of unsuccessful candidates by position

Candidates elected...	Mayoral	Area councillor	Councillor at large	Ward councillor	All positions
At Count 2	10	0	0	22	32
After preferences	8	3	85	164	260
Total	18	3	85	196	292

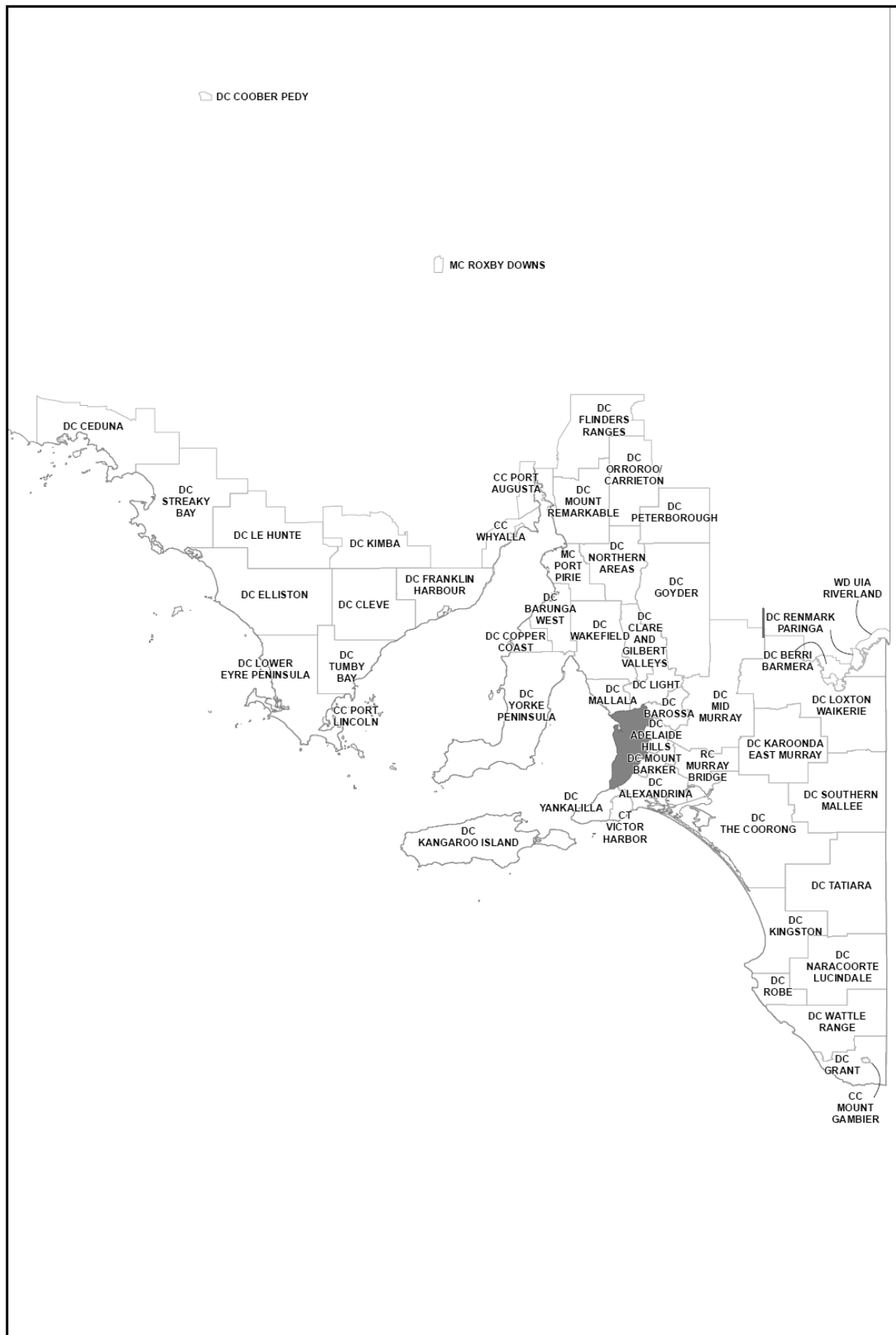
Table 68: Unsuccessful candidates remaining in the count at the conclusion of the election

Candidates remaining in the count	2003 total	2006				
		Mayoral	Area councillor	Councillor at large	Ward councillor	All positions
Country	86	24	0	11	60	95
Metropolitan	116	19	1	0	98	118
Total	202	43	1	11	166	213

Note: 8 candidates nominated to 2 failed elections are not included in the above tables.

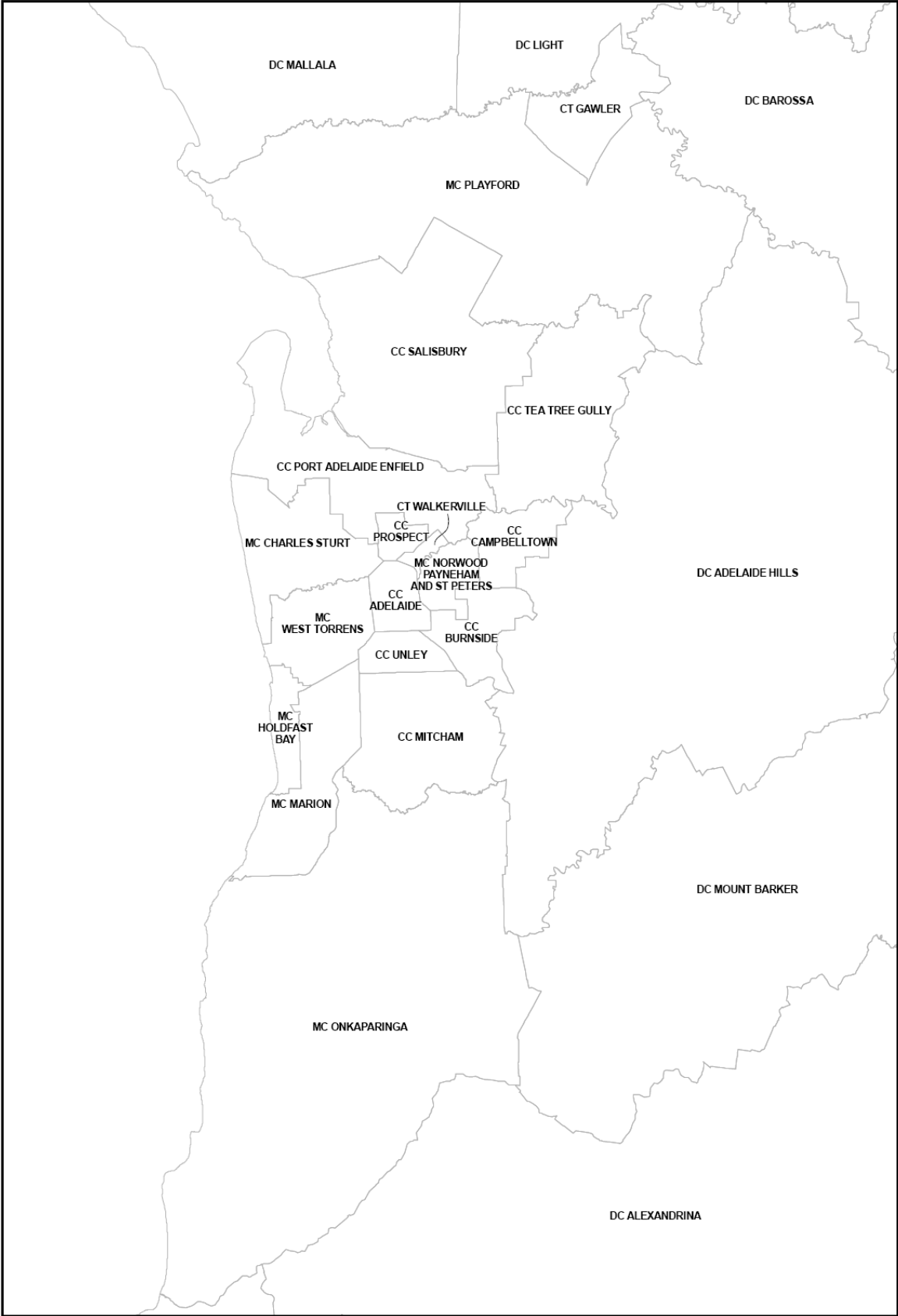
Appendix 3: Council boundaries

Map of country council boundaries



Source: Department of Environment and Heritage

Map of metropolitan council boundaries



Source: Department of Environment and Heritage

Appendix 4: Glossary of common council election terms

ACTS

- *The City of Adelaide Act 1998 Schedule 1,*
- *Local Government Act 1999,*
- *Local Government (Elections) Act 1999 & Regulations.*

AREA COUNCILLOR

A person elected to represent electors in entire council areas rather than a particular ward.

BALLOT BOX

The sealed box into which ballot paper envelopes are placed by electors.

BALLOT PAPER

A paper printed for an election showing the candidates' names or the paper containing a question to be decided in a poll, which voters mark to record their vote.

BODY CORPORATE

An entity legally incorporated in a corporation eg company, incorporated association, co-operative, trade union, friendly society or other like incorporated body; excludes partnerships, private trusts or unincorporated bodies.

BRIBE

Any monetary sum or gifts, including food, drink and entertainment, given or promised for corrupt behaviour.

CANDIDATE

A person nominated for election who is eligible to be a mayor or councillor. Qualifications for and disqualifications from candidature are set out on the nomination form.

CHIEF EXECUTIVE OFFICER (CEO)

The chief executive officer of a council has specific electoral functions to perform including certifying the voters roll and administering the Local Government (Elections) Act Part 14 relating to candidate's campaign donations returns.

CLOSE OF VOTERS ROLL

The closing time for enrolment and enrolment changes. Roll close for the November 2006 council elections was 5pm Friday 11 August 2006.

CLOSE OF VOTING *See Polling Day*

COUNCIL

An area constituted under the *Local Government Act 1999*.

COUNCILLOR

A person elected to represent a council ward or area.

CROWN ENTITIES (State only)

Includes government departments, agencies subject to ministerial direction and other government instrumentalities.

COURT OF DISPUTED RETURNS

The Court has the jurisdiction to hear and determine any petition addressed to it disputing the validity of an election under the Act. The procedure and powers of the Court are the same as those of the District Court when exercising its civil jurisdiction.

DECLARATION OF THE RESULTS

A return forwarded to the council chief executive officer prepared by the returning officer/deputy returning officer certifying the election results and the names of the elected candidates.

DEPUTY RETURNING OFFICER (DRO)

A person appointed by the Electoral Commissioner (Returning Officer) to manage certain delegated election responsibilities.

DRAW OR LOT

An object such as a slip of paper drawn from others to make a choice. The order of candidates' names on the ballot papers is determined by a draw or 'lot'.

ELECTION

Voting for representatives to occupy official positions.

ELECTOR

A person, body corporate or group of persons enrolled on the voters roll for a council; a person authorised to vote on behalf of a body corporate or group.

ELECTORAL COMMISSIONER

The person responsible for the administration of local government and state parliamentary electoral legislation in South Australia. The Electoral Commissioner is the appointed returning officer for each council.

ELECTORAL MATERIAL

An advertisement, notice, statement or representation calculated to affect the result of an election or poll.

ELECTORAL MATERIAL AUTHORISATION

Electoral material must contain the name and address of the person authorising its publication and in the case of printed material, the name and address of the printer or person responsible.

ELECTORAL OFFENCE

Any action which breaches electoral law as specified by the *Local Government (Elections) Act 1999*.

ELECTORAL OFFICER

A person appointed as an electoral officer under the *Local Government (Elections) Act 1999* and includes the returning officer, deputy returning officer and other persons appointed to assist in the conduct of an election.

FORMAL BALLOT PAPER**One candidate to be elected:**

A ballot paper is formal if the number 1 appears opposite the name of one candidate.

More than one candidate to be elected:

A ballot paper is formal if, commencing with the number 1, the numbers opposite the names of other candidates are consecutive up to at least the number of candidates required to be elected eg if three candidates are to be elected, the numbers 1, 2 and 3 must appear. A tick ✓ or cross ✕ appearing beside a candidate's name on a ballot paper is equivalent to the number 1.

GIFT

Money, donations, property and services (other than voluntary labour) provided to another person.

GROUP

Consists of natural persons or bodies corporate or a combination of both.

ILLEGAL PRACTICE

The Local Government (Elections) Act 1999 specifies a range of illegal practices. For example it is illegal to use violence, intimidation and bribery to:

- Influence the vote of a person.
- Induce a person to submit or withdraw candidature.
- Otherwise interfere with a poll.

(The deputy returning officer must forward to candidates, within 16 days of the close of nominations, a written statement outlining illegal practices.)

INFORMAL BALLOT PAPER

A ballot paper which does not comply with the formality rules governing the election and cannot therefore be accepted into the count.

LEGISLATION *See Acts***MAYOR** *See Principal Member***NAME**

Name of a candidate for election may include a name by which the candidate is generally known.

NOMINATION

The completion and lodgement of the appropriate form. The nomination must contain a declaration of eligibility by the candidate and information required by the Regulations including the candidate's profile. A photograph of the candidate (black & white or colour) is optional.

OFFENCE *See Electoral Offence***OFFICER OF A BODY CORPORATE**

Director, manager, secretary, public officer or person taking part in the management of affairs of the body corporate.

POLL

Either an election or a survey of a particular group.

POLLING DAY

The closing time for the receipt of returned voting material. This was 5pm, Friday 10 November for the 2006 periodic elections.

PREFERENTIAL VOTING

A method of voting where electors are required to mark the ballot paper by using consecutive numbers according to their preference for the candidates.

PRESCRIBED PERSON

A person who has held office as a member of council at any time between 5 May 1997 and 1 January 2000.

PRINCIPAL MEMBER

A Mayor is the leader or principal member of a council elected by voters in the council area. The title of Lord Mayor applies to the leader of the City of Adelaide council. Where the principal leader is chosen by the members of a council the title of Chairperson generally applies.

PROPORTIONAL REPRESENTATION (PR)

A system of vote counting designed to elect representatives who obtain a specified quota or proportion of the votes. Used in SA Council, Legislative Council and Senate elections.

PROVISIONAL DECLARATION OF THE RESULT

A public announcement by the deputy returning officer of the names of candidates provisionally elected after the conclusion of counting.

PUBLIC NOTICE

A notice placed in the Government Gazette and in a newspaper circulating in the council area. All statutory election notices are public notices with the exception of the notice relating to the use of postal voting.

QUOTA

The proportion or percentage of formal votes required under a system of proportional representation for a candidate to be elected. In council elections, a 'quota' is calculated by dividing the total number of formal votes in the count by one more than the number of vacancies and adding one to the result.

RATEPAYER

A person who appears in the council assessment record as the owner or occupier of rateable property.

RECOUNTS

An unsuccessful candidate may request a recount within 72 hours of a provisional declaration by writing to the returning officer. The returning officer will then decide if a recount is required. The returning officer may also initiate a recount during the 72 hour period.

REGULATIONS

Regulations under the Local Government (Elections) Act 1999.

ROLL *See Voters Roll***SCRUTINEER**

A person appointed in writing, by a candidate, to represent the candidate at the scrutiny and count. A candidate may appoint a number of scrutineers but no more than two of them may be present at the scrutiny and count at the same time. A scrutineer may also be appointed for a poll.

STATE ELECTORAL OFFICE (SEO)

The State Electoral Office is the agency administered by the Electoral Commissioner, the chief executive of the SEO. SEO staff assist the Electoral Commissioner to discharge the duties of office.

VOLUNTARY VOTING

The right to vote or not to vote.

VOTERS ROLL

A list which includes all State House of Assembly electors and additional council entitlements with the right to vote in respect of a place of residence or rateable property within the council area. It contains the full names and addresses of natural persons, bodies corporate or groups who are enrolled and entitled to vote. The roll is certified by the council chief executive officer.

VOTING MATERIAL

Materials required for an election. Includes ballot paper/s, ballot paper envelopes, postal voting guide, candidate profiles, applications for voting papers and records relating to their issue;

declarations by persons voting or claiming to vote; voters rolls.

VOTING PACK

Voting material posted to each eligible elector containing a:

- Ballot paper for each contested election.
- Postal voting guide; a profile for each candidate contesting the election.
- Ballot paper envelope (with attached elector declaration flap).
- Pre addressed reply paid envelope to contain the voter's completed ballot material.

WARD

A division of a council area.

WITHDRAWAL OF NOMINATION

A nominated candidate, or a body corporate or group of persons who have nominated a candidate may, by notice in the appropriate form, withdraw the nomination at any time before the close of nominations.

Part 2

Periodic Election Results 2006

1. Council election listing

Table 69: List of council elections

Council name	Election name	Election code	Contested	Admin agency
ADELAIDE HILLS	Mayoral	ADHA01	Yes	SEO
	Manoah Ward	ADHW01	Yes	SEO
	Mount Lofty Ward	ADHW02	Yes	SEO
	Marble Hill Ward	ADHW03	Yes	SEO
	Torrens Valley Ward	ADHW04	Yes	SEO
	Onkaparinga Valley Ward	ADHW05	Yes	SEO
ALEXANDRINA	Mayoral	ALEA01	Yes	SEO
	Nangkita - Kuitpo Ward	ALEW01	No	SEO
	Strathalbyn Ward	ALEW02	Yes	SEO
	Angas - Bremer Ward	ALEW03	No	SEO
	Pt Elliot - Middleton Ward	ALEW04	No	SEO
	Goolwa - Hindmarsh Island Ward	ALEW05	Yes	SEO
BAROSSA	Mayoral	BARA01	No	SEO
	Councillor at Large	BARW01	Yes	SEO
BARUNGA WEST	Councillor at Large	BAWW01	Yes	CNCL
BERRI BARMERA	Mayoral	BERA01	Yes	SEO
	Councillor at Large	BERW01	Yes	SEO
BURNSIDE	Mayoral	BURA01	Yes	SEO
	Beaumont Ward	BURW01	Yes	SEO
	Burnside Ward	BURW02	Yes	SEO
	Eastwood and Glenunga Ward	BURW03	Failed	SEO
	Kensington Gardens & Magill Ward	BURW04	Yes	SEO
	Kensington Park Ward	BURW05	Yes	SEO
	Rose Park & Toorak Gardens Ward	BURW06	Yes	SEO
CAMPBELLTOWN	Mayoral	CAMA01	Yes	SEO
	Area Councillor	CAMA02	Yes	SEO
	Hectorville Ward	CAMW01	Yes	SEO
	Gorge Ward	CAMW02	Yes	SEO
	Newton Ward	CAMW03	Yes	SEO
	River Ward	CAMW04	Yes	SEO
CEDUNA	Woodforde Ward	CAMW05	Yes	SEO
	Mayoral	CEDA01	Yes	CNCL
CHARLES STURT	Councillor at Large	CEDW01	No	CNCL
	Mayoral	CHAA01	Yes	SEO
CHARLES STURT	Semaphore Park Ward	CHAW01	No	SEO
	Grange Ward	CHAW02	Yes	SEO
	Henley Ward	CHAW03	Yes	SEO
	Woodville Ward	CHAW04	Yes	SEO
	West Woodville Ward	CHAW05	Yes	SEO
	Findon Ward	CHAW06	Yes	SEO
	Hindmarsh Ward	CHAW07	Yes	SEO
	Beverley Ward	CHAW08	Yes	SEO
	CLARE & GILBERT VALLEYS	Mayoral	CLAA01	Yes
Councillor at Large		CLAW01	Yes	SEO
CLEVE	Councillor at Large	CLEW01	No	SEO
COOBER PEDY	Mayoral	COOA01	No	SEO
	Councillor at Large	COOW01	Yes	SEO
COORONG	Parks Ward	CORW01	Yes	SEO/CNCL
	Mallee Ward	CORW02	Yes	SEO/CNCL
	Lakes Ward	CORW03	Yes	SEO/CNCL
COPPER COAST	Mayoral	COPA01	No	SEO/CNCL
	Kadina Ward	COPW01	No	SEO/CNCL
	Paskeville Ward	COPW02	Yes	SEO/CNCL
	Moonta Ward	COPW03	Yes	SEO/CNCL
	Wallaroo Ward	COPW04	Yes	SEO/CNCL
ELLISTON	Councillor at Large	ELLW01	Yes	SEO

Council name	Election name	Election code	Contested	Admin agency
FLINDERS RANGES	Mayoral	FLIA01	No	AEC
	Councillor at Large	FLIW01	No	AEC
FRANKLIN HARBOUR	Councillor at Large	FRAW01	No	SEO/CNCL
GAWLER	Mayoral	GAWA01	Yes	AEC
	Councillor at Large	GAWW01	Yes	AEC
GOYDER	Hallett Ward	GOYW01	No	SEO
	Burra Ward	GOYW02	Yes	SEO
	Eudunda Ward	GOYW03	Yes	SEO
	Robertstown Ward	GOYW04	Yes	SEO
GRANT	Mayoral	GRAA01	No	AEC
	Central Ward	GRAW01	Yes	AEC
	Tarpeena Ward	GRAW02	No	AEC
	Port MacDonnell Ward	GRAW03	No	AEC
HOLDFAST BAY	Mayoral	HOLA01	Yes	SEO
	Glenelg Ward	HOLW01	Yes	SEO
	Somerton Ward	HOLW02	Yes	SEO
	Brighton Ward	HOLW03	Yes	SEO
	Seacliff Ward	HOLW04	Yes	SEO
KANGAROO ISLAND	Mayoral	KANA01	Yes	SEO
	Councillor at Large	KANW01	Yes	SEO
KAROONDA EAST MURRAY	Mayoral	KARA01	No	SEO
	Hooper Ward	KARW01	No	SEO
	East Murray Ward	KARW02	No	SEO
	Molineux Ward	KARW03	Yes	SEO
	Karoonda Ward	KARW04	No	SEO
KIMBA	Councillor at Large	KIMW01	No	SEO
KINGSTON	Kingston Ward	KINW01	No	CNCL
	Watervalley Ward	KINW02	Yes	CNCL
	Blackford Ward	KINW03	Yes	CNCL
	Woolmit Ward	KINW04	Yes	CNCL
LE HUNTE	Councillor at Large	LEHW01	No	CNCL
LIGHT	Mayoral	LIGA01	Yes	SEO
	Dutton Ward	LIGW01	No	SEO
	Light Ward	LIGW02	Yes	SEO
	Laucke Ward	LIGW03	No	SEO
	Mudla Wirra Ward	LIGW04	Yes	SEO
LOWER EYRE PENINSULA	Councillor at Large	LOWW01	No	SEO
LOXTON WAIKERIE	Mayoral	LOXA01	Yes	SEO
	Councillor at Large	LOXW01	Yes	SEO
MALLALA	Dublin Ward	MALW01	Yes	SEO
	Mallala Ward	MALW02	Yes	SEO
	Two Wells Ward	MALW03	Yes	SEO
	Lewiston Ward	MALW04	Yes	SEO
MARION	Mayoral	MARA01	Yes	SEO
	East Ward	MARW01	Yes	SEO
	West Ward	MARW02	Yes	SEO
	Central Ward	MARW03	Yes	SEO
	South Ward	MARW04	Yes	SEO
MID MURRAY	Mayoral	MIDA01	Yes	SEO
	Randell Ward	MIDW01	Yes	SEO
	River South Ward	MIDW02	Yes	SEO
	Sturt Ward	MIDW03	Yes	SEO
	River North Ward	MIDW04	Yes	SEO
MITCHAM	Reedy Creek Ward	MIDW05	Yes	SEO
	Mayoral	MITA01	Yes	SEO
	Boorman Ward	MITW01	Yes	SEO
	Gault Ward	MITW02	Yes	SEO
	Overton Ward	MITW03	Yes	SEO
	Babbage Ward	MITW04	Yes	SEO
	Craigburn Ward	MITW05	Yes	SEO
	The Park Ward	MITW06	Yes	SEO
MOUNT BARKER	Mayoral	MTBA01	Yes	SEO

Council name	Election name	Election code	Contested	Admin agency
	North Ward	MTBW01	Yes	SEO
	Central Ward	MTBW02	Yes	SEO
	South Ward	MTBW03	Yes	SEO
MOUNT GAMBIER	Mayoral	MTGA01	Yes	AEC
	East Ward	MTGW01	Yes	AEC
	West Ward	MTGW02	Yes	AEC
MOUNT REMARKABLE	Coastal Ward	MTRW01	Yes	CNCL
	Ranges Ward	MTRW02	No	CNCL
	Plains Ward	MTRW03	No	CNCL
	Forest Ward	MTRW04	Yes	CNCL
MURRAY BRIDGE	Mayoral	MURA01	Yes	AEC
	Mobilong Ward	MURW01	Yes	AEC
	Brinkley Ward	MURW02	Yes	AEC
	Monarto Ward	MURW03	Yes	AEC
NARACOORTE LUCINDALE	Mayoral	NARA01	Yes	SEO/CNCL
	Councillor at Large	NARW01	Yes	SEO/CNCL
NORTHERN AREAS	Jamestown Ward	NORW01	Yes	SEO
	Spalding Ward	NORW02	No	SEO
	Rocky River Ward	NORW03	No	SEO
	Georgetown Ward	NORW04	Yes	SEO
NORWOOD, PAYNEHAM & ST PETERS	Mayoral	NPSA01	No	SEO
	East Adelaide/Kent Town Ward	NPSW01	No	SEO
	Stepney/Maylands Ward	NPSW02	Yes	SEO
	Torrens Ward	NPSW03	Yes	SEO
	Payneham Ward	NPSW04	Yes	SEO
	Trinity Ward	NPSW05	Yes	SEO
	West Norwood Ward	NPSW06	Yes	SEO
	Kensington Ward	NPSW07	Failed	SEO
ONKAPARINGA	Mayoral	ONKA01	Yes	SEO
	Wine Coast Ward	ONKW01	Yes	SEO
	Mid South Coast Ward	ONKW02	Yes	SEO
	Knox Ward	ONKW03	Yes	SEO
	Pimpala Ward	ONKW04	Yes	SEO
	Thalassa Ward	ONKW05	Yes	SEO
ORROROO CARRIETON	Councillor at Large	ORRW01	Yes	SEO
PETERBOROUGH	Mayoral	PETA01	No	SEO
	Councillor at Large	PETW01	Yes	SEO
PLAYFORD	Mayoral	PLAA01	Yes	SEO
	Ward 1	PLAW01	Yes	SEO
	Ward 2	PLAW02	Yes	SEO
	Ward 3	PLAW03	Yes	SEO
	Ward 4	PLAW04	Yes	SEO
	Ward 5	PLAW05	Yes	SEO
	Ward 6	PLAW06	Yes	SEO
PORT ADELAIDE ENFIELD	Mayoral	PTAA01	Yes	SEO
	Outer Harbour Ward	PTAW01	Yes	SEO
	Semaphore Ward	PTAW02	Yes	SEO
	Port Adelaide Ward	PTAW03	Yes	SEO
	Parks Ward	PTAW04	Yes	SEO
	Enfield Ward	PTAW05	Yes	SEO
	Klemzig Ward	PTAW06	Yes	SEO
	Northfield Ward	PTAW07	Yes	SEO
PORT AUGUSTA	Mayoral	PAUA01	Yes	AEC
	Councillor at Large	PAUW01	Yes	AEC
PORT LINCOLN	Mayoral	PTLA01	No	SEO/CNCL
	Councillor at Large	PTLW01	Yes	SEO/CNCL
PORT PIRIE	Mayoral	PTPA01	No	SEO/CNCL
	Councillor at Large	PTPW01	Yes	SEO/CNCL
PROSPECT	Mayoral	PROA01	Yes	SEO
	Nailsworth Ward	PROW01	Yes	SEO
	Kingston Ward	PROW02	Yes	SEO

Council name	Election name	Election code	Contested	Admin agency
	Fitzroy Ward	PROW03	No	SEO
	St Johns Wood Ward	PROW04	Yes	SEO
	Highbury Ward	PROW05	Yes	SEO
REMARK PARINGA	Mayoral	RENA01	Yes	SEO
	Councillor at Large	RENW01	Yes	SEO
ROBE	Mayoral	ROBA01	Yes	SEO
	Rural Ward	ROBW01	No	SEO
	Town Ward	ROBW02	Yes	SEO
SALISBURY	Mayoral	SALA01	Yes	SEO
	Central Ward	SALW01	Yes	SEO
	East Ward	SALW02	Yes	SEO
	South Ward	SALW03	Yes	SEO
	Hills Ward	SALW04	Yes	SEO
	Para Ward	SALW05	Yes	SEO
	North Ward	SALW06	Yes	SEO
	Levels Ward	SALW07	Yes	SEO
	West Ward	SALW08	Yes	SEO
SOUTHERN MALLEE	Price Cotton Ward	SOUW01	No	SEO
	Bews Ward	SOUW02	Yes	SEO
	Gray Ward	SOUW03	No	SEO
	Kelly/Scales Ward	SOUW04	No	SEO
STREAKY BAY	Flinders Ward	STRW01	Yes	SEO/CNCL
	Eyre Ward	STRW02	No	SEO/CNCL
TATIARA	East Ward	TATW01	Yes	SEO/CNCL
	West Ward	TATW02	No	SEO/CNCL
TEA TREE GULLY	Mayoral	TEAA01	Yes	SEO
	Pedare Ward	TEAW01	Yes	SEO
	Drumminor Ward	TEAW02	Yes	SEO
	Hillcott Ward	TEAW03	Yes	SEO
	Balmoral Ward	TEAW04	Yes	SEO
	Steventon Ward	TEAW05	Yes	SEO
	Water Gully Ward	TEAW06	Yes	SEO
TUMBY BAY	Councillor at Large	TUMW01	Yes	CNCL
UNLEY	Mayoral	UNLA01	Yes	SEO
	Unley Ward	UNLW01	Yes	SEO
	Parkside Ward	UNLW02	Yes	SEO
	Fullarton Ward	UNLW03	No	SEO
	Goodwood Ward	UNLW04	Yes	SEO
	Goodwood South Ward	UNLW05	No	SEO
	Unley Park Ward	UNLW06	No	SEO
VICTOR HARBOR	Mayoral	VICA01	Yes	SEO
	Councillor at Large	VICW01	Yes	SEO
WAKEFIELD	Mayoral	WAKA01	Yes	SEO
	Northern Ward	WAKW01	No	SEO
	Western Ward	WAKW02	No	SEO
	Central Ward	WAKW03	Yes	SEO
	Southern Ward	WAKW04	Yes	SEO
	Eastern Ward	WAKW05	No	SEO
WALKERVILLE	Mayoral	WALA01	Yes	SEO
	Medindie/Gilbert Ward	WALW01	Yes	SEO
	Walkerville Ward	WALW02	Yes	SEO
	Vale Park Ward	WALW03	Yes	SEO
WATTLE RANGE	Mayoral	WATA01	Yes	CNCL
	Kintore Ward	WATW01	No	CNCL
	Riddoch Ward	WATW02	Yes	CNCL
	Corcoran Ward	WATW03	Yes	CNCL
	Sorby Adams Ward	WATW04	No	CNCL
WEST TORRENS	Mayoral	WSTA01	No	SEO
	Keswick Ward	WSTW01	Yes	SEO
	Hilton Ward	WSTW02	Yes	SEO
	Plympton Ward	WSTW03	Yes	SEO
	Lockleys Ward	WSTW04	Yes	SEO

Council name	Election name	Election code	Contested	Admin agency
	Airport Ward	WSTW05	Yes	SEO
	Morphett Ward	WSTW06	Yes	SEO
	Thebarton Ward	WSTW07	Yes	SEO
WHYALLA	Mayoral	WHYA01	Yes	SEO/CNCL
	Councillor at Large	WHYW01	Yes	SEO/CNCL
YANKALILLA	Flinders Ward	YANW01	No	SEO
	Bungala Ward	YANW02	Yes	SEO
	Hewett Ward	YANW03	Yes	SEO
	Carrickalinga Ward	YANW04	Yes	SEO
YORKE PENINSULA	Mayoral	YORA01	No	CNCL
	Kalkabury Ward	YORW01	Yes	CNCL
	Gum Flat Ward	YORW02	No	CNCL
	Innes/Penton Vale Ward	YORW03	No	CNCL

2. Candidate listing

Table 70: List of candidates

Candidate name	Ballot paper name	Elected	Election code
Abbott, Michael Benjamin	ABBOTT, Michael		BARW01
Abela, Donna Margaret	ABELA, Donna Margaret	Elected	SALW08
Ackland, Trevor Brian	ACKLAND, Trevor	Elected	CLAW01
Adams, Rex	ADAMS, Rex	Elected	WALW01
Agius, Edgar	AGIUS, Edgar	Elected	CHAW08
Agnew, Raymond George	AGNEW, Ray	Elected	YORA01
Aistrope, Mandy Sue	AISTROPE, Mandy	Elected	YANW02
Alchin, Thea Vicki	ALCHIN, Vicki		BURW05
Alcorn, Elizabeth Jane	ALCORN, Jane	Elected	LIGW01
Aldenhoven, Lealand Wayne	ALDENHOVEN, Lee		CAMW02
Aldridge, Gillian Mary	ALDRIDGE, Gillian Mary	Elected	SALW05
Alford, Nigel Lee	ALFORD, Nigel	Elected	ONKW03
Allen, Brian John	ALLEN, Brian John		ONKW02
Allen, Janet Betty	ALLEN, Janet	Elected	TATW02
Allen, Jeannette May	ALLEN, Jeannette		MTBW01
Allison, Mary	ALLISON, Mary		VICW01
Amamoo, Damian	AMAMOO, Damian	Elected	PROW05
Amber, Laurence Maxwell	AMBER, Max	Elected	CAMA02
Amer, Roy Donald	AMER, Roy		PTAW04
Anderson, Harold Frank	ANDERSON, Harold Frank	Elected	CHAA01
Angas, Colin John	ANGAS, John	Elected	BARW01
Angel, Ann Margaret	ANGEL, Ann Margaret	Elected	SOUW04
Angelino, Raffaele	ANGELINO, Raffaele	Elected	CHAW06
Angelopoulos, Chrisovalanti	ANGELOPOULOS, Chris		WSTW07
Annels, Stephen James	ANNELLS, Stephen James		MITW02
Apap, George	APAP, George	Elected	ONKW01
Arbon, Allan Ernest	ARBON, Allan Ernest	Elected	MURA01
Arbon, David Edward	ARBON, David Edward	Elected	ONKW01
Argent, Margaret Patricia	ARGENT, Margaret		PTLW01
Arharidis, Terry	ARHARIDIS, Terry		PLAW01
Armstrong, David Neil	ARMSTRONG, David	Elected	BARW01
Aslin, Betty Phyllis	ASLIN, Betty		BAWW01
Athanasiadis, Paul	ATHANASIADIS, Paul	Elected	COOW01
Aughey, Allan	AUGHEY, Allan	Elected	CLAA01
Aylward, Joe	AYLWARD, Joe		NPSW02
Bailey, Elizabeth Anne	BAILEY, Betty		SALW02
Bailey, Ian Ailwyn	BAILEY, Ian	Elected	ADHW03
Baillie, Donald Stewart	BAILLIE, Donald	Elected	TUMW01
Bails, Michael Ian	BAILS, Michael	Elected	MTBW02
Bain, Bruce James	BAIN, Bruce James	Elected	GRAW01
Baines, Stephen	BAINES, Steve	Elected	COOA01
Baker, Marilyn	BAKER, Marilyn		PLAA01
Balaza, David Matthew	BALAZA, David	Elected	SALW01
Baldassi, Deborah Marie	BALDASSI, Deborah		NPSW04
Baldock, Angela Kaye	BALDOCK, Angela	Elected	STRW02
Baluch, Nancy Joy	BALUCH, N. Joy	Elected	PAUA01
Banham, Brenton James	BANHAM, Brent	Elected	WSTW05
Barbaro, Paul	BARBARO, Paul	Elected	TEAW03
Barca, Anthony Joseph	BARCA, Tony	Elected	PTAW06
Barnes, Allan Kenneth	BARNES, Allan		YANW02
Barnes, Damien	BARNES, Damien		ONKW04
Barnett, Kristina Murray	BARNETT, Kristina		PROA01
Barnett, Leslie Robert	BARNETT, Leslie Robert		PETW01
Barr, Fiona Elizabeth	BARR, Fiona		PTAA01
Barracrough, Gregory	BARRACLOUGH, Gregory		BARW01
Barrett, Michael Paul	BARRETT, Michael		CAMW01
Bartlett, Daniel Peter	BARTLETT, Danny	Elected	PTLW01
Bartlett, Lillian Ivy	BARTLETT, Lillian Ivy	Elected	GAWW01

Candidate name	Ballot paper name	Elected	Election code
Bascombe, Michael John	BASCOMBE, Mick	Elected	PTLW01
Basham, Mark Andrew	BASHAM, Mark	Elected	PTAW07
Bates, Jayne Alison	BATES, Jayne	Elected	KANA01
Bayliss, Joel Baden	BAYLISS, Joel Baden	Elected	MARW04
Beare, Trevor Alan	BEARE, Trevor (Ted) Alan	Elected	WAKW01
Beaumont-Clark, Lynette Alison	BEAUMONT-CLARK, Lyn		WAKA01
Becker, Barry John	BECKER, Barry J.		ONKA01
Beckett, Mary Elizabeth	BECKETT, Mary	Elected	ALEW04
Beckmann, Andrew	BECKMANN, Andrew		YANW03
Beech, Vicki Ann	BEECH, Vicki	Elected	BERW01
Beh, Rowan Dean	BEH, Rowan Dean	Elected	HOLW01
Behrendt, Raymond John	BEHRENDT, Ray		YORW01
Bell, Ann Maree	BELL, Ann	Elected	NARW01
Benger, Donald Frederick	BENGER, Don		CLAA01
Bergmann, Ian Phillip	BERGMANN, Ian	Elected	CEDW01
Betterman, Cynthia Felicia	BETTERMAN, Cynthia		PROW02
Bianco, Ellena	BIANCO, Ellena		BURW05
Bickle, Kelly Louise	BICKLE, Kelly	Elected	WAKW03
Bills, Graham Maynard	BILLS, Graham Maynard		BURW02
Birch, Leslie Ronald	BIRCH, Les	Elected	UNLW05
Biscoe, Patsy	BISCOE, Patsy	Elected	BARW01
Black, Judith Marie	BLACK, Judy	Elected	CAMW01
Blackwell, Barry Lester	BLACKWELL, Barry	Elected	WSTW01
Bobrige, Gaile Shona	BOBRIGE, Gaile Shona	Elected	LOWW01
Boisvert, Jennifer Sue	BOISVERT, Jennie	Elected	UNLW05
Bond, Barbara Mary	BOND, Barbara		VICA01
Bone, Ellen	BONE, Ellei		PTPW01
Bonfiglio, Francesca	BONFIGLIO, Frances		HOLW01
Bormann, Inez Karen	BORMANN, Inez	Elected	MIDW03
Borst, René Martin	BORST, René		MARW04
Bouchée, Rosalina Marie	BOUCHÉE, Mikki	Elected	HOLW02
Boundy, Geoffrey Alan	BOUNDY, Geoff	Elected	PLAW01
Bouwens, Sheila Carol	BOUWENS, Carol	Elected	MARW03
Bovingdon, Stephen Francis	BOVINGDON, Stephen F.		SALW06
Bowman, Brenda Elizabeth	BOWMAN, Brenda Elizabeth	Elected	YORW01
Bowman, Kathleen	BOWMAN, Kathie	Elected	ORRW01
Boxall, Malcolm Robert	BOXALL, Malcolm Robert	Elected	KANW01
Boylan, Francis Damien	BOYLAN, Frank		ROBA01
Boyle, Michael David	BOYLE, Michael David		CAMW05
Bradbrook, Jenny Ann	BRADBROOK, Jenny Ann	Elected	PTAW06
Bradbury-Calvert, Elizabeth Winifred	CALVERT, Elizabeth	Elected	CLAW01
Bradley, Robert Wayne	BRADLEY, Bob	Elected	GOYW02
Braes, Mark Edward	BRAES, Mark	Elected	WATA01
Brand, Nigel Rex	BRAND, Nigel	Elected	YANW01
Brazher-De Laine, Kathryn Jane	BRAZHER-De LAINE, Kathy	Elected	MTBW01
Brewer, Simon Bleeser	BREWER, Simon	Elected	CAMA01
Bria, Remo	BRIA, Remo		CAMA02
Bria, Roberto Aldo	BRIA, Robert	Elected	NPSA01
Bridgland, Graham S.	BRIDGLAND, Graham S.		ONKW03
Brinkley, Lisa Ann	BRINKLEY, Lisa	Elected	ADHW04
Brock, Geoffrey Graeme	BROCK, Geoff	Elected	PTPA01
Brooks, Ivan Murray	BROOKS, Ivan Murray	Elected	MITA01
Broughton, Graham Ross	BROUGHTON, Graham		PAUW01
Brown, Barry James	BROWN, Barry		VICW01
Brown, Denis Hackett	BROWN, Denis Hackett		HOLW02
Brown, Garry Ernest	BROWN, Garry		YORW01
Brown, Glenn Philip	BROWN, Glenn Philip	Elected	WATW03
Brown, Heather Annie	BROWN, Heather Annie		UNLW04
Brown, Lily Roberts	BROWN, Lily		CAMW01
Brown, Lynton Alan	BROWN, Lynton Alan	Elected	CEDW01
Brown, Rodney Arthur	BROWN, Rodney Arthur	Elected	ONKW03
Brown, Sandra Kaye	BROWN, Sandra	Elected	ONKW04

Candidate name	Ballot paper name	Elected	Election code
Brown, Vincent Neil	BROWN, Vincent Neil		MARW02
Bruce, Charles Bradford	BRUCE, Charles		KINW03
Bruggemann, Lawrence Jeffrey	BRUGGEMANN, Lawrie		TEAW05
Brundell, Veronica Mary	BRUNDELL, Veronica Mary	Elected	YORW03
Buchanan, Chad Robert Cambell	BUCHANAN, Chad	Elected	SALW08
Burdett, Kevin John	BURDETT, Kevin John	Elected	KARA01
Burgess, David James	BURGESS, Dave	Elected	MIDW02
Burgess, Ian David	BURGESS, Ian David	Elected	BAWW01
Burgess, Jeffrey William	BURGESS, Jeff		NORW04
Burns, Elizabeth Mary	BURNS, Elizabeth Mary	Elected	CLAW01
Burrows, Karen Shirley	BURROWS, Karen	Elected	ELLW01
Burton, Adrian Arthur	BURTON, Adrian		VICW01
Burton, Marilyn Ann	BURTON, Marilyn Ann		MARW01
Busato, Gianni James	BUSATO, Gianni		WALW03
Bussenschutt, Brian Rex	BUSSENSCHUTT, Brian	Elected	COPW02
Byerlee, John Malcolm	BYERLEE, J. Malcolm	Elected	ORRW01
Byers, Vanessa Mary	BYERS, Vanessa		YANW02
Campbell, Colin Bruce	CAMPBELL, Colin	Elected	MITW06
Campbell, Lindsay Charles	CAMPBELL, Lindsay Charles	Elected	MTBW01
Campbell, Paul	CAMPBELL, Paul	Elected	RENW01
Campbell, Robert Bruce	CAMPBELL, Bob		ONKW02
Carbone, Julian Mark	CARBONE, Julian Mark	Elected	BURW05
Carrick, William Hunter	CARRICK, Bill	Elected	LIGW01
Carter, Colin William	CARTER, Colin	Elected	WHYW01
Caruana, Lawrence	CARUANA, Lawrie		MTBW02
Caruso, Giuseppe (Joe)	CARUSO, Joe	Elected	SALW02
Caruso, Linda Marjorie	CARUSO, Linda	Elected	SALW06
Carwana, David Mark	CARWANA, David Mark	Elected	PTPW01
Case, Carol Faye	CASE, Faye	Elected	ORRW01
Casey, Bruce David John	CASEY, Bruce	Elected	BERW01
Catford, Malcolm John	CATFORD, Malcolm	Elected	NORW01
Catt, Malcolm John	CATT, Malcolm	Elected	PTLW01
Cava, Nick	CAVA, Nick	Elected	PLAW02
Centofanti, Rhonda Louise	CENTOFANTI, Rhonda Louise	Elected	BERW01
Centofanti, Rina	CENTOFANTI, Rina		PLAW01
Centofanti, Sante	CENTOFANTI, Sante		CAMW02
Chadwick, Helen	CHADWICK, Helen		ONKW05
Challans, Garth James	CHALLANS, Garth James		HOLW02
Chance, Ian	CHANCE, Ian		BURW04
Chapple, Trevor Allan	CHAPPLE, Trevor Allan	Elected	BERW01
Cheeseman, Wayne Dean	CHEESEMAN, Wayne Dean		MURW02
Cheesman, Philip Bruce	CHEESMAN, Philip	Elected	WALW02
Chennell, Heather Rose	CHENNELL, Heather Rose	Elected	MITW05
Chester, Hugh	CHESTER, Peter		MTBW01
Chigwidden, Patricia Mary	CHIGWIDDEN, Pat	Elected	VICW01
Chludil, Tanya	CHLUDIL, Tanya	Elected	PTLW01
Chown, Ronald Mark	CHOWN, Mark		RENW01
Christopoulos, Adriana	CHRISTOPOULOS, Adriana	Elected	WSTW02
Cinc, Rudolf	CINC, Rudolf (Rudi)		BERW01
Clancy, Rosemary Anne	CLANCY, Rosemary Anne	Elected	HOLW03
Clapp, Leon Ernest	CLAPP, Leon	Elected	PETW01
Clark, Denis Vincent	CLARK, Denis Vincent	Elected	NORW01
Clark, Elizabeth Anne	CLARK, Liz		BURW02
Clark, Geoffrey	CLARK, Geoff		PAUW01
Clark, George Alfred	CLARK, George	Elected	LOXW01
Clark, Mary Estelle	CLARK, Mary Estelle		PTLW01
Clark, Patrick James	CLARK, Patrick		ELLW01
Clarke, Colin Leslie	CLARKE, Colin		MTBW01
Clarke, Neale Trevor	CLARKE, Neale Trevor		WSTW01
Clarke, William Frederick	CLARKE, Bill	Elected	COPW04
Claydon, John Thomas	CLAYDON, John		LOXW01
Clegg, Dale Leslie John	CLEGG, Dale	Elected	TEAW04

Candidate name	Ballot paper name	Elected	Election code
Clements, Graeme Francis	CLEMENTS, Graeme	Elected	ROBW02
Close, William Joseph	CLOSE, Bill	Elected	LIGW04
Clothier, Mandy Lesa	CLOTHIER, Mandy	Elected	KARW03
Clyne, Lachlan Robert Oliver	CLYNE, Lachlan	Elected	UNLW06
Coates, Alex	COATES, Alex	Elected	SALW06
Cobbledick, William James	COBBLEDICK, Bill		NARA01
Cockatoo-Collins, Che Leslie	COCKATOO-COLLINS, Che Leslie		PTAW04
Cocker, David Robert	COCKER, David		MIDW05
Codrington, Martyn Bruce	CODRINGTON, Martyn		MURW01
Codrington, Peter Colin	CODRINGTON, Peter	Elected	CEDW01
Cody, Terence Shaun	CODY, Terence	Elected	CAMW02
Cole, Andrew John	COLE, Andrew		MARA01
Collins, Brian John	COLLINS, Brian	Elected	GRAW01
Collins, Christopher Robin	COLLINS, Christopher	Elected	BURW04
Colwell, Bruce McAllister	COLWELL, Bruce		WALW03
Connell, Graeme Crawford	CONNELL, Graeme Crawford	Elected	KANW01
Connolly, Mary Elizabeth	CONNOLLY, Elizabeth		BURW02
Connor, Cherylin Joy	CONNOR, Cheryl	Elected	MARW04
Cook, Jeffrey Gordon	COOK, Jeffrey Gordon	Elected	YORW02
Cooke, Annette May	COOKE, Annette May		NORW01
Cooksley, William Joseph	COOKSLEY, Bill	Elected	ADHA01
Coomans, William Edward	COOMANS, Bill	Elected	ONKW05
Cooper, Elizabeth Ellen	COOPER, Liz	Elected	VICW01
Copeland, Ross	COPELAND, Ross	Elected	LOXW01
Corcoran, Mary-Louise	CORCORAN, Mary-Lou	Elected	VICA01
Cordon, Carolyn Mary	CORDON, Carolyn		MALW02
Cornish, Peter William	CORNISH, Peter		BURW06
Coscarelli, Eugene	COSCARELLI, Eugene	Elected	MTGW02
Costanzo, Emilio Giovanni	COSTANZO, Emilio		WSTW06
Costello, Craig Brian	COSTELLO, Craig	Elected	COPW01
Cotton, John Edwin	COTTON, John E.		SALW03
Cotton, Karen Ann	COTTON, Karen	Elected	STRW02
Coulter, Philip William	COULTER, Philip William		YANW02
Coventry, Kenneth John	COVENTRY, Ken		MURA01
Cowell, John Edwin	COWELL, John		PLAW06
Cox, Sharon Wendy	COX, Sharon	Elected	WATW03
Coxon, Michael Stuart	COXON, Michael Stuart	Elected	WSTW06
Craig, Andrew David	CRAIG, Andrew	Elected	PLAW03
Crilly, Kathryn Lesley	CRILLY, Kath		MARW03
Croci, John Alexander	CROCI, John Alexander	Elected	PTAW04
Crossing, David John	CROSSING, David		WSTW01
Crothers, Alison Mary	CROTHERS, Ali		LOXW01
Crutchett, Philip Neil	CRUTCHETT, Philip N.	Elected	HOLW02
Cunningham, Barbara Kathleen	CUNNINGHAM, Barbara		TEAW01
Curnow, Neville Ernest	CURNOW, Neville		PLAW06
Curtis, Stephen John	CURTIS, Stephen John		SALW06
Dale, William Donald	DALE, Don	Elected	WAKW04
Dalton, Graham Reginald	DALTON, Graham		BARW01
Dandy, Brian Christopher	DANDY, Brian	Elected	ELLW01
Daniel, Graeme Rex	DANIEL, Graeme	Elected	RENW01
Daniele, Peppino Massimo Nicola	DANIELE, Joe	Elected	MALW03
Davey, Jane Veronica	DAVEY, Jane		BURW05
Davey, Mary Hamilton	DAVEY, Mary Hamilton	Elected	YORW03
Davey, Trevor Maxwell	DAVEY, Trevor Maxwell	Elected	YORW01
David, Reynold Samson	DAVID, Reynold		MITA01
Davidson, Andrew Francis	DAVIDSON, Andy		NARW01
Davidson, Michael James	DAVIDSON, Michael James		MITW06
Davies, Joseph	DAVIES, Joe		NARW01
Davies, Rosslyn Marie	DAVIES, Rosslyn		WATW03
Davis, James Thomas	DAVIS, Jim	Elected	ALEW05
Davis, Peter Woodley	DAVIS, Peter Woodley	Elected	PTLA01
Davis, Rebecca Joy	DAVIS, Bec	Elected	KANW01

Candidate name	Ballot paper name	Elected	Election code
Davis, Richard Hasse	DAVIS, Richard Hasse		COPW03
Davis, Russell Henry	DAVIS, Russell	Elected	TATW02
Dawkins, Helena Mary	DAWKINS, Helena		GAWA01
de Jonge, Robert Leendert	de JONGE, Robert Leendert	Elected	ONKW05
de Rohan, Susan Elizabeth	de ROHAN, Susan	Elected	KANW01
de Vries, David Malcolm	de VRIES, Dave	Elected	BARW01
Deak, Alex (Sandor)	DEAK, Alex	Elected	GRAW01
Deakin, Jonathan Lindsey	DEAKIN, Jon	Elected	HOLW04
Deane, Mathew Michael	DEANE, Mathew		SALW02
Dell'Antonio, Rino Joseph	DELL'ANTONIO, Rino		ROBW02
Demetriou, George	DEMETRIOU, George	Elected	WSTW06
Denholm, Graeme Harold	DENHOLM, Graeme	Elected	TEAW04
Dent, Patricia Anne	DENT, Patricia Anne	Elected	GAWW01
Denton, Mark Richard	DENTON, Mark	Elected	ROBW02
Devlin, Debra Charmaine	DEVLIN, Debbie	Elected	PTPW01
Dewell, Ashley	DEWELL, Ashley		TEAW03
Di Fede, Giovanni (John)	DI FEDE, John	Elected	CAMW03
Dibben, Warren Frederick	DIBBEN, Warren Frederick	Elected	GAWW01
Dimou, Louis	DIMOU, Louis	Elected	RENW01
Dixon, Ashley	DIXON, Ashley	Elected	PROW02
Dixon, Peter William	DIXON, Peter		HOLW01
Docherty, Glenn Brian	DOCHERTY, Glenn	Elected	PLAW06
Dockerty, Michael John	DOCKERTY, Michael		SALW01
Dodd, Grantley Harold	DODD, Grantley Harold	Elected	YORW02
Dolling, Dean Charles	DOLLING, Dean Charles	Elected	BAWW01
Domaschenz, Claire Frances	DOMASCHENZ, Claire		ROBW02
Donaldson, John	DONALDSON, John		HOLW03
Dormand, Charles Edington	DORMAND, Charles Edington		ONKW04
Doroch, Peter John	DOROCH, Peter		CLAW01
Dostal, Andrew Rolf Louis	DOSTAL, Andrew		PLAW04
Dottore, Carlo	DOTTORE, Carlo	Elected	NPSW04
Douglas, Colin George	DOUGLAS, Colin George		ONKW02
Douglas, Jennifer Margaret	DOUGLAS, Jenni		GAWW01
Doulgeris, Katina Maria Lucia	DOULGERIS, Tina Maria	Elected	COOW01
Dowding, Jennifer Anne	DOWDING, Jenni		MTBW03
Draysey, Trevor Charles	DRAYSEY, Trevor Charles	Elected	KANW01
Drewett, Phillip Maxwell	DREWETT, Phillip Maxwell		GAWW01
Drinkell, Owen Edward	DRINKELL, Owen		MTGW02
Drinkwater, Gabrielle Liane	DRINKWATER, Gabrielle Liane		MIDW01
DuBois, Gregory Charles William	DUBOIS, Gregory	Elected	LEHW01
Duczek, John Charles	DUCZEK, John Charles		LIGW04
Duffy, Kevin James	DUFFY, Kevin		BURW04
Duke, Kevin John	DUKE, Kevin John	Elected	NPSW04
Dunhill, Peter Jeffrey	DUNHILL, Peter		RENW01
Dunn, Dean Alder	DUNN, Dean Alder		TUMW01
Dunnicliff, Peter Alan	DUNNICLIFF, Peter	Elected	WATW04
Dunning, Janet Margaret	DUNNING, Janet	Elected	BARW01
Dunsford, Allan Thomas	DUNSFORD, Allan	Elected	SOUW02
Dunsmuir, Nadia Joanne	DUNSMUIR, Nadia		VICW01
Dunstone, Kevin Howard	DUNSTONE, Kevin		BERW01
Durden, James Reginald	DURDEN, Jim		CAMA02
Durward, Robin Leslie	DURWARD, Rob	Elected	MARW04
Dycer, Robert James	DYCER, Robert James	Elected	WATW04
Dyk, Allen Johannes	DYK, Allen		TUMW01
Dymit, Antonio	DYMIT, Tony		CAMW04
Eady, Patricia Ann	EADY, Pat	Elected	WALW02
Eckermann, Alan Reginald	ECKERMANN, Alan		RENA01
Edlington, James Ross	EDLINGTON, James R.	Elected	YORW03
Edwards, Allan John	EDWARDS, Allan	Elected	CLEW01
Edwards, Jo-Anne Fay	EDWARDS, Jo	Elected	TATW01
Edwards, Patricia Ann	EDWARDS, Patricia Ann		SALW05
Edwards, Roderick Darcey Charles	EDWARDS, Rod		HOLA01

Candidate name	Ballot paper name	Elected	Election code
Edwards, Stuart Victor Lewis	EDWARDS, Victor		CEDA01
Eichner, Kieran John	EICHNER, Kieran		WSTW01
Eidam, Ingrid Erika Maria	EIDAM, Ingrid	Elected	BARW01
Elleway, Edsel Ernest	ELLEWAY, Eddie	Elected	FRAW01
Elleway, Geoffrey Alan	ELLEWAY, Geoff	Elected	CLEW01
Elliott, Nathaniel Mark	ELLIOTT, Nat		MITW05
Ellis, Renee Simone	ELLIS, Renee Simone	Elected	PAUW01
England, Christopher Edward	ENGLAND, Chris	Elected	KINW02
England, Robert Keith	ENGLAND, Bob	Elected	MURW02
Erwin, Doreen Ann	ERWIN, Doreen	Elected	ONKW03
Evans, Stanley George	EVANS, Stan		ADHW01
Eversham, Anthony Eric	EVERSHAM, Tony		MIDA01
Ewens, Kay Lorraine	EWENS, Kay	Elected	VICW01
Excell, Graham John	EXCELL, Graham John	Elected	TATW01
Eyers-White, Arna Roschenka	EYERS-WHITE, Arna		NPSW05
Eyndhoven, Johannes	EYNDHOVEN, John		PLAW01
Fabrici, Rudolph John	FABRICI, Rudi	Elected	MALW04
Fairbairn, James Cook	FAIRBAIRN, James Cook		CORW01
Fairweather, Penelope Grace	FAIRWEATHER, Penny	Elected	MTGW02
Fantasia, Amerigo (Curley)	FANTASIA, Curley Amerigo		WSTW01
Farneden, Michael Leigh	FARNDEN, Michael		WSTW01
Farooqi, Khalid Mahmood	FAROOQI, Khalid Mahmood		MITW01
Featherston, Barry James	FEATHERSTON, Barry James	Elected	ALEW03
Federico, Joe	FEDERICO, Joe	Elected	PLAW03
Fennell, Leita Mary	FENNELL, Leita		PAUW01
Ferdinands, Trevor Kingsley	FERDINANDS, Kingsley		HOLA01
Ferguson, Ann Shirley	FERGUSON, Ann	Elected	MTBA01
Ferguson, Arthur Raymond	FERGUSON, Artie	Elected	ONKW02
Ferguson, David Frisken	FERGUSON, David		GAWW01
Ferguson, Kathryn Louise	FERGUSON, Kathryn		WSTW02
Ferrao, Gerard	FERRAO, Gerard	Elected	CHAW01
Fischer, Kevin Charles	FISCHER, Kevin		GAWW01
Fisher, Anne Christine	FISHER, Anne		BURW04
Fisher, Stephen Edward	FISHER, Stephen	Elected	MITW02
Fisk, Lloyd Robert	FISK, Bob	Elected	HOLW01
Fitzgerald, Kieran Stephen	FITZGERALD, Kieran		ALEW02
Fitzharris, Anne Mary	FITZHARRIS, Anne	Elected	CAMA02
Fitzpatrick, Grace Miriam	FITZPATRICK, Grace Miriam	Elected	PROW02
Fitzpatrick, James Edward	FITZPATRICK, Jim	Elected	CHAW03
Flabouris, Nick	FLABOURIS, Nick		WSTW07
Flaherty, Anthony John	FLAHERTY, Tony	Elected	MALW03
Flavel, John Francis	FLAVEL, Jody	Elected	LOXW01
Fletcher, Barry John	FLETCHER, Barry John	Elected	BERW01
Fletcher, Trevor Paul	FLETCHER, Trevor Paul	Elected	ONKW05
Flint, Evan Roy	FLINT, Evan Roy	Elected	KINW04
Foenander, Stephen Charles Jeffrey	FOENANDER, Stephen		BURW06
Foley, Julie Marie	FOLEY, Julie		MITW05
Fowler, Matthew Robert	FOWLER, Matthew Robert		KANA01
Fox, Roland	FOX, Roly		ALEW02
Foxwell, David John	FOXWELL, David John	Elected	CLEW01
Frances, Andrew John	FRANCES, Andy		TEAW01
Frankling, Christopher Walter	FRANKLING, Sid	Elected	KINW04
Fraser, Joylene Dianne	FRASER, Joylene		BURW01
Freak, Brian Noel	FREAK, Brian Noel	Elected	CHAW04
Freak, Edward Stephen	FREAK, Edward (Ted)	Elected	CORW02
Free, Natasha Lee	FREE, Natasha	Elected	WHYW01
Frischke, Jeffrey Victor	FRISCHKE, Jeffrey Victor	Elected	LEHW01
Frogley, John Wreford	FROGLEY, John	Elected	NPSW01
Fulbrook, John Paul	FULBROOK, John		MTBW02
Fulton, Trevor John	FULTON, Trevor John	Elected	TUMW01
Fyfe, Natalie Gwynn	FYFE, Natalie Gwynn		LIGW02
Gabrielsen, Michael Scott	GABRIELSEN, Michael		BURW01

Candidate name	Ballot paper name	Elected	Election code
Gadaleta, Dino	GADALETA, Dino	Elected	PTPW01
Galanis, George	GALANIS, George		BURW05
Gale, Robert John	GALE, R.J. (Bill)	Elected	ADHW05
Gallasch, Gordon Eric	GALLASCH, Gordon	Elected	TEAW02
Galmesa, Imelda	GALMESA, Imelda		CHAW04
Gamble, Bruce Lindsay	GAMBLE, Bruce	Elected	MTBW02
Garner, Paul Robert	GARNER, Paul		NPSW03
Gartrell, Grant	GARTRELL, Grant	Elected	ALEW01
Garvie, Kenneth George	GARVIE, Ken	Elected	KINW03
Gebhardt, Andrew John	GEBHARDT, Andrew	Elected	YANW04
Geerling, Margaret Annette	GEERLING, Annette		TUMW01
Gellie, Christopher Lea	GELLIE, Christopher		MITW04
Gersch, Ronald William	GERSCH, Ronald		TATW01
Ghent, Stuart Wilson	GHENT, Stuart	Elected	CHAW01
Gibbs Ludbrook, Diana Margaretta	GIBBS LUDBROOK, Diana	Elected	MITW04
Gilbert, Robert John	GILBERT, Rob	Elected	BURW02
Gill, Adrian Maxwell	GILL, Adrian (Gilly)	Elected	GOYW02
Gill, Elizabeth	GILL, Betty	Elected	SALW01
Gillett, Dennis Norman	GILLETT, Dennis Norman		ONKW04
Gladwell, Robert John	GLADWELL, Bob	Elected	PETW01
Glass, Stewart	GLASS, Stewart		ONKA01
Glazbrook, Richard Eric	GLAZBROOK, Dick		HOLW04
Godfrey, Dean Herbert	GODFREY, Dean Herbert		MALW03
Golding, Nedd	GOLDING, Nedd	Elected	CLAW01
Good, Jodi	GOOD, Jodi		CHAW07
Goodall, Brian Victor	GOODALL, Brian	Elected	SALW07
Gooley, Coral Joy	GOOLEY, Coral	Elected	PLAW04
Graham, Peter Alan	GRAHAM, Peter Alan	Elected	LIGW04
Granozio, Connie	GRANOZIO, Connie	Elected	NPSW05
Grant, Barnaby Hugh	GRANT, Barnaby Hugh		PROW01
Grant, Hanna Erika	GRANT, Hanna		PTAA01
Grant, Robert Hugh	GRANT, Robert Hugh	Elected	CHAW04
Greagen, Phillip Edward	GREAGEN, Phil	Elected	PAUW01
Greaves, Heidi Lee	GREAVES, Heidi Lee		ONKA01
Greiner, Wendy Susan	GREINER, Wendy	Elected	BURA01
Gribble, Graham Ernest	GRIBBLE, Graham	Elected	KINW01
Grigg, Neville George	GRIGG, Neville	Elected	CAMW05
Grimm, Elaine	GRIMM, Elaine	Elected	MITW05
Groote, Mark Rainer	GROOTE, Mark		PROW02
Grossman, Mark Ronald	GROSSMAN, Mark		BARW01
Grubisa, Carol	GRUBISA, Carol		PROW04
Grundy, Kenneth Walter	GRUNDY, Ken	Elected	NARA01
Grzeskowiak, Natalie Jane	GRZESKOWIAK, Natalie Jane	Elected	MARW01
Gum, George Stephen	GUM, George	Elected	SOUW04
Gunn, Ian Ferrier	GUNN, Ian	Elected	STRW02
Gunning, Richard Glen	GUNNING, Richard		YORW01
Guscott, Raymond Thomas	GUSCOTT, Ray	Elected	PTAW03
Hacking, Todd	HACKING, Todd		TEAW03
Haese, Rosalie Elizabeth	HAESE, Rosalie	Elected	WSTW05
Hain, John	HAIN, John		MITW03
Haldane, David Donald	HALDANE, David Donald	Elected	PTPW01
Hall, Beryl	HALL, Beryl		MARW03
Hall, Phillip Ross William	HALL, Phillip		CHAW08
Hall, Valerie Clare	HALL, Val	Elected	ADHW04
Hamilton, Cathryn May	HAMILTON, Cathryn May		SALW01
Hamilton, Kerree	HAMILTON, Kerree	Elected	PLAW02
Hamilton, Susan Willa	HAMILTON, Susan	Elected	MTBW02
Hamlyn, Dianne Margaret	HAMLYN, Dianne Margaret	Elected	KIMW01
Hammond, Alan	HAMMOND, Alan		ONKW02
Hancock, Gordon Dudley	HANCOCK, Gordon Dudley	Elected	SOUW03
Hancock, Graham Lawrence	HANCOCK, Graham Lawrence	Elected	COPW03
Hancock, Malcolm Bruce	HANCOCK, Malcolm	Elected	ELLW01

Candidate name	Ballot paper name	Elected	Election code
Hansen, Patrick	HANSEN, Patrick		PTAW02
Hardbottle, Francis William	HARDBOTTLE, Frank William		PETW01
Harding, Trevor Graham	HARDING, Trevor Graham		PTAW03
Harfield, Byron	HARFIELD, Byron	Elected	MTGW02
Harkness, Richard James	HARKNESS, Richard James	Elected	CORW01
Harley, Michael Philip	HARLEY, Mick	Elected	CHAW08
Harper, Scott Matthew	HARPER, Scott		BAWW01
Harris, Allen	HARRIS, Allen		PROA01
Harris, Anthony John	HARRIS, Ants		KANW01
Harris, Peter Gordon	HARRIS, Peter		BURW05
Harris, Ross Stephen	HARRIS, Ross Stephen	Elected	MIDW04
Harris, Wendy June	HARRIS, Wendy June		BAWW01
Hart, Gregory Neil	HART, Greg		MITW03
Hartley, Gordon Charles	HARTLEY, Gordon Charles	Elected	PTLW01
Harvey, Wayne Francis	HARVEY, Wayne Francis		PTLW01
Hashemi, Sayed Hassan	HASHEMI, Sayed		MIDW04
Haskell, Anthony John	HASKELL, Anthony John		TEAW01
Haskett, Carolyn Iris	HASKETT, Carolyn	Elected	KIMW01
Haslam, Robert Alexander	HASLAM, Bert	Elected	LOXW01
Hatch, Karin Marie	HATCH, Karin		NPSW06
Hauschild, Donald Stanley	HAUSCHILD, Don	Elected	CLEW01
Hawkins, Robert John	HAWKINS, Robert J.		MITW05
Heasman, Silvana Angela	HEASMAN, Silvana		SALW08
Heath, Robert Desmond	HEATH, Robert (Bob)		TUMW01
Hedges, Alan Frederick	HEDGES, Alan		WALW01
Heinrich, Anne Lorraine	HEINRICH, Anne Lorraine		CHAW08
Heinrich, Kenneth George	HEINRICH, Kenneth George		MIDW02
Heley, Shane	HELEY, Shane		MALW03
Henderson, Julia Olivia	HENDERSON, Julia Olivia	Elected	FLIW01
Hendryx, Andrew Morgan	HENDRYX, Andy	Elected	YORW01
Hennig, Jeffery William	HENNIG, Jeff		WAKW03
Hermann, Aaron	HERMANN, Aaron		TEAA01
Herring, John	HERRING, John		WHYW01
Hersey, Anthony Donald	HERSEY, Tony	Elected	RENW01
Hewitson, Michael Gordon	HEWITSON, Michael	Elected	UNLW01
Heysen, Peter David Hans	HEYSEN, Peter	Elected	HOLW01
Higgins, John Hayward	HIGGINS, John		KINW04
Higgs, Geoffrey Wayne	HIGGS, Geoff	Elected	BERW01
Hill, Alan Henry	HILL, Alan Henry	Elected	GRAW01
Hill, Leslie Thomas	HILL, Les	Elected	BERW01
Hill, Maxwell John	HILL, Max	Elected	LOWW01
Hillier, Alan Jeffrey	HILLIER, Alan		LOXW01
Hillier, Andrew John	HILLIER, Andrew	Elected	BURW01
Hinkins, Paul Simon	HINKINS, Paul		CAMW03
Hinton, Janine Heather	HINTON, Janine		GAWW01
Hirkic, Senada	HIRKIC, Senada		CHAW06
Hitchcock, Peter William	HITCHCOCK, Peter William	Elected	ELLW01
Hochwald, Hans	HOCHWALD, Hans		PLAW05
Hockley, Julie Kaye	HOCKLEY, Julie		PTAW02
Hodge, Merton Kenneth	HODGE, Merton	Elected	WHYW01
Hodgson, William Elliot	HODGSON, Bill	Elected	MTRW01
Hood, David Murray	HOOD, David Murray	Elected	NARW01
Hoppo, Peter James	HOPPO, Peter James		PLAW04
Hornsey, Charles Robert	HORNSEY, Robert	Elected	LIGA01
Hortin, Shirley Evelyn	HORTIN, Shirley	Elected	PTPW01
Hosking, Catherine Jane	HOSKING, Kate	Elected	ADHW02
Houlahan, John Patrick	HOULAHAN, John		ONKW01
Howard, Joanne Lee	HOWARD, Joanne	Elected	BURW04
Howard, Yvonne Lee	HOWARD, Yvonne	Elected	MALW02
Howie, Jeffrey Lionel	HOWIE, Jeff	Elected	MIDW05
Howland, John Hartley	HOWLAND, John Hartley		CHAW02
Hubycz, Anne-Marie	HUBYCZ, Anne-Marie	Elected	PTAW07

Candidate name	Ballot paper name	Elected	Election code
Huckstepp, James Douglas	HUCKSTEPP, James D.	Elected	HOLW04
Hudleston, Deryck Michael	HUDLESTON, Deryck Michael		YANW02
Hudson, Avon John	HUDSON, Avon	Elected	WAKW03
Hudson, Grant Cameron	HUDSON, Grant	Elected	MITW02
Hudson, Michael Francis	HUDSON, Mike	Elected	UNLW02
Hughes, Anthony Paul	HUGHES, Anthony		ONKW05
Hughes, Edward Joseph	HUGHES, Eddie	Elected	WHYW01
Hughes, John William Gilpas	HUGHES, John	Elected	YANW03
Hull, Bruce William	HULL, Bruce William		MARA01
Hull, Geoffrey Victor	HULL, Geoff	Elected	STRW02
Humphrey, Shirley Ann	HUMPHREY, Shirley		BARW01
Hunt, Peter Robert	HUNT, Peter R.	Elected	BERA01
Hunt, William Donald	HUNT, William Donald		TATW01
Hunwick, Donald John	HUNWICK, John		PTLW01
Hurn, Brian Morgan	HURN, Brian Morgan	Elected	BARA01
Hutton, Wilfred Roger	HUTTON, Roger		CLAW01
Iannone, Francesco (Frank)	IANNONE, Francesco (Frank)		WSTW01
Ireland, Stacey Lee	IRELAND, Stacey Lee	Elected	BAWW01
Irvine, Roger Stuart	IRVINE, Roger Stuart	Elected	MTBW03
Irving, Ann	IRVING, Ann	Elected	SALW04
Isemonger, Jana	ISEMONGER, Jana	Elected	SALW07
Ivan, Anne	IVAN, Anne		TEAW05
Jacka, Patricia Joan	JACKA, Patricia		CLAA01
Jackson, Gavin Frederick	JACKSON, Gavin	Elected	FRAW01
Jacobs, Robert Bruce	JACOBS, Robert Bruce		MITW05
Jacobsen, James Webster	JACOBSEN, Jim		BURA01
Jaensch, Alison Margaret	JAENSCH, Alison Margaret	Elected	CORW02
Jaensch, Neville Ross	JAENSCH, Neville Ross		CORW03
Jakacic, Renato	JAKACIC, Renato		CAMW04
James, David Walter	JAMES, Jim	Elected	NARW01
James, Sarah Rani	JAMES, Sarah		PTAW02
Jamieson, Peter Andrew	JAMIESON, Peter Andrew	Elected	PTAW01
Jamieson, William Brame	JAMIESON, Bill	Elected	ONKW02
Jared, Ashley William W	JARED, Ashley	Elected	NARW01
Javor, Tom Adrian	JAVOR, Tom	Elected	SALW03
Jenkins, John Frederick Alfred	JENKINS, John Frederick Alfred		TUMW01
Jensen, Janice Margaret	JENSEN, Janice	Elected	PTAW04
Jensen, Svend Erik	JENSEN, Svend		TEAW04
Jettner, Susan Faye	JETTNER, Susan Faye		ALEW02
Jobson, Christopher	JOBSON, Christopher		WSTW02
Jobson, Phillip Scott	JOBSON, Phillip Scott		SALW02
Johansen, Bruce William	JOHANSEN, Bruce	Elected	PTAW01
Johanson, Gary Robert	JOHANSON, Gary	Elected	PTAA01
Johnson, Dean Nigel	JOHNSON, Dean	Elected	KIMW01
Johnson, Sam Craig	JOHNSON, Sam	Elected	PAUW01
Johnston, Penelope Anne	JOHNSTON, Penny	Elected	GAWW01
Johnstone, Andrew Michael	JOHNSTONE, Andy		WSTW03
Jones, Janet Margaret	JONES, Janet Margaret	Elected	YANW01
Jones, Jodie Kay	JONES, Jodie	Elected	CLEW01
Jones, Melanie Diana	JONES, Melanie		HOLW04
Jones, Stephen Edward	JONES, Stephen Edward	Elected	MALW01
Kaden, Anthony John	KADEN, Tony	Elected	FRAW01
Kain, Rosemary June	KAIN, Rosemary	Elected	WATW01
Kanakaris, Vasilios	KANAKARIS, Bill	Elected	BERW01
Karahalios, Sheron	KARAHALIOS, Sheron	Elected	PROW03
Karapanayiotis, Angelo	KARAPANAYIOTIS, Angelo		SALW08
Karatzovalis, Mary	KARATZOVALIS, Mary		PTLW01
Keane, Bernard John	KEANE, Bernie	Elected	TEAW01
Keane, Sandra	KEANE, Sandy		TEAW01
Keen, Terry-Anne	KEEN, Terry-Anne	Elected	MALW01
Keenan, Anthony Michael	KEENAN, Michael		UNLA01
Kelly, James Gray	KELLY, Jamie	Elected	NARW01

Candidate name	Ballot paper name	Elected	Election code
Kelly, Scott Patrick	KELLY, Scott Patrick	Elected	WAKW02
Kelman, Alison Caroline	KELMAN, Alison Caroline		MTBW03
Kemp, John Grantley	KEMP, John	Elected	ADHW02
Kemp, Trevor Dudley	KEMP, Trevor Dudley	Elected	STRW01
Kempen, Judith Kay	KEMPEN, Judith	Elected	PETW01
Keneally, Angela Jane	KENEALLY, Angela	Elected	CHAW05
Kennedy, John Charles	KENNEDY, John	Elected	CAMW01
Kennedy, Stephen John	KENNEDY, Steve	Elected	MALW03
Kennelly, Peter Joseph	KENNELLY, Peter	Elected	LIGW03
Kennington, Duncan	KENNINGTON, Duncan	Elected	MALW04
Kenny, John Michael	KENNY, Michael		MIDW05
Kerin, Robert John	KERIN, Rob		LIGA01
Kerley, Leonie Helen	KERLEY, Leonie Helen	Elected	BAWW01
Kerley, Trevor Rex	KERLEY, Trevor	Elected	KARW03
Kershaw, Hollie Smith	KERSHAW, Hollie		BURW01
Kimber, Benjamin Glyn	KIMBER, Ben	Elected	LOXW01
Kinnear, David Henry	KINNEAR, David Henry		HOLW03
Kleanthi, Efthymia (Effy)	KLEANTHI, Effy		NPSW07
Knight, Greville Royston Lionel	KNIGHT, Greville		PTAW01
Knight, Kevin John	KNIGHT, Kevin		TEAA01
Knoblauch, Garry John	KNOBLAUCH, Garry John	Elected	NPSW03
Koch, Andrew Clement	KOCH, Andrew		WSTW04
Koumi, John	KOUMI, John	Elected	UNLW02
Kouwenhoven, Theodorus Maria	KOUWENHOVEN, Theo		ELLW01
Kretschmer, Paul Raymond	KRETSCHMER, Paul Raymond	Elected	MTRW04
Kroon, Peter	KROON, Peter		CLAW01
Kubisch, Ronald Victor	KUBISCH, Ron	Elected	LIGW04
Kuchel, Jason Gregory	KUCHEL, Jason Gregory	Elected	MTBW01
Kusznir, Alexander Steve	KUSZNIR, Alex		ONKA01
Kyrimis, John Steven	KYRIMIS, John	Elected	MTGW01
Lamond, David John	LAMOND, David John	Elected	WAKW05
Lang, Justin Mark Stewart	LANG, Justin	Elected	CAMA02
Lang, Roger Bruce	LANG, Roger	Elected	NORW04
Langford, David Thomas	LANGFORD, David Thomas	Elected	YORW01
Lapidge, Anthony John	LAPIDGE, Anthony	Elected	UNLW03
Laubsch, Barry Douglas	LAUBSCH, Barry Douglas	Elected	MURW02
Lawlor, Gwenda Fay	LAWLOR, Gwenda	Elected	WATW03
Lawrence, David James	LAWRENCE, David		SALW07
Lawrence, Julie Grace	LAWRENCE, Julie		HOLW01
Lawrie, Robert John	LAWRIE, Bob	Elected	TUMW01
Lawrie, Robert McFarlane	LAWRIE, Robert McFarlane	Elected	TUMW01
Lawson, Lawrence Earl	LAWSON, Lawrie		TUMW01
Ledo, Bruce Arthur	LEDO, Bruce	Elected	WHYW01
Lees, Brian George	LEES, Brian	Elected	TEAW05
Legg, John Edwin	LEGG, John	Elected	PTPW01
Leue, Gordon Albert	LEUE, Gordon Albert	Elected	MTRW01
Leue, Peter Kym	LEUE, Peter Kym	Elected	TEAW06
Levitt, Donald	LEVITT, Don	Elected	PLAW04
Lewis, Felicity-ann	LEWIS, Felicity-ann	Elected	MARA01
Lewis, Peter David	LEWIS, Peter David	Elected	VICW01
Leyland, Kathleen Ann	LEYLAND, Kath		MURW01
Lilith, Jo	LILITH, Jo		WAKW04
Lilley, Dawn	LILLEY, Dawn		NPSW02
Lincoln, David Jeremy	LINCOLN, David Jeremy	Elected	BURW02
Lindner, John Alan	LINDNER, John	Elected	WSTW07
Lindsell, Martin David	LINDSELL, Martin David	Elected	PLAA01
Linke, Christopher John	LINKE, Christopher John	Elected	BARW01
Linn, Jeanette Thrush Brentnall	LINN, Jeanette		WALW02
Little, Shirley Elizabeth	LITTLE, Shirley Elizabeth	Elected	GRAW02
Lloyd, Melissa Jane	LLOYD, Melissa		MALW04
Lock, Lynette Anne	LOCK, Lyn	Elected	PETW01
Loeser, Keith Maxwell	LOESER, Keith		VICW01

Candidate name	Ballot paper name	Elected	Election code
Lonie, Susan Carol	LONIE, Susan	Elected	HOLW03
Looker, Timothy Donald	LOOKER, Tim	Elected	HOLW02
Lord, Felicity Anne	LORD, Felicity		BURW06
Lovegrove, Barry Patrick	LOVEGROVE, Barry	Elected	FLIW01
Low, Julie Katherine	LOW, Julie	Elected	LOWW01
Loxton, David John	LOXTON, David	Elected	ROBW01
Loxton, Ian Anthony	LOXTON, Ian		SALW06
Lucas, Gary Stephen	LUCAS, Gary	Elected	FLIW01
Luckraft, Warren Noel	LUCKRAFT, Warren Noel	Elected	ORRW01
Ludwig, Judith Anne	LUDWIG, Judy		NARW01
Luscri, Carmela	LUSCRI, Carmela	Elected	CHAW07
Lush, Cheryl June	LUSH, Cheryl		HOLA01
Lykke, David Frank William	LYKKE, David	Elected	BARW01
Lyon, Reginald William	LYON, Reg	Elected	KINW03
MacMillan, Duncan	MacMILLAN, Duncan	Elected	PLAW06
Magor, John Howard	MAGOR, John	Elected	PTPW01
Maher, James Anthony	MAHER, Jim	Elected	MTGW01
Maitland, James Walter	MAITLAND, James	Elected	WAKA01
Male, Geoffrey Arthur	MALE, Geoff	Elected	COPW04
Malthouse, Margaretha Johanna	MALTHOUSE, Margaret	Elected	LOXW01
Maney, Vida Merle	MANEY, Vida		TATW01
Mangos, Arthur Con	MANGOS, Arthur Con	Elected	WSTW03
Mann, Ian Roberston	MANN, Ian R.	Elected	MIDA01
Mann, John William	MANN, John		HOLW04
Manners, Gary Bernell	MANNERS, Gary Bernell		ELLW01
Manser, Lance Stephen	MANSER, Lance	Elected	NPSW05
Manson, Stewart Rex	MANSON, Rex	Elected	ONKW02
Manuelrayan, Arunamarie	MANUELRAYAN, Arunamarie		CHAW03
Marcuccitti, Luciana	MARCUCCITTI, Lucy	Elected	NPSW02
Markow, Anthony James	MARKOW, Anthony James		BERW01
Marks, Sue Patricia	MARKS, Sue		WSTW07
Maros, Con	MAROS, Con		WSTW01
Marshall, Phillip Gregory	MARSHALL, Phil		TEAW02
Marshall, Robert Kennion	MARSHALL, Bob		MITA01
Martin, Carolyn Joy	MARTIN, Carol	Elected	PTAW05
Martinson, Neil Thomas	MARTINSON, Neil	Elected	RENA01
Mason, Murray Fredrick	MASON, Murray F.	Elected	TUMW01
Mathews, Jennifer Mary	MATHEWS, Jenny	Elected	ROBW02
Mathwin, John David	MATHWIN, John		ONKW01
Mattey, Samuel Peter	MATTEY, Peter	Elected	GOYW01
Mathews, Marilyn Joan	MATTHEWS, Marilyn		CAMW03
Mathews, Raymond Donald	MATTHEWS, Ray	Elected	CEDW01
Mattner, Peter Kevin	MATTNER, Peter K.		CORW01
Matzick, Jeanne	MATZICK, Jeanne	Elected	CAMW04
Mauk, Falk-Ingo Georg	MAUK, Georg		CHAW03
Maylin, Michael John	MAYLIN, Mike	Elected	COOW01
Maynard, Kenneth Reginald	MAYNARD, Ken	Elected	CEDW01
Maywald, Dean Richard	MAYWALD, Dean Richard	Elected	LOXA01
Mazure, Vicky Berenice	MAZURE, Vicky Berenice		WALW02
Mazzachi, Dale Jason	MAZZACHI, Dale	Elected	ONKW05
McBride, Keith Robert	McBRIDE, Keith Robert		KINW02
McCarthy, Kevin James	McCARTHY, Kevin James	Elected	PTAW07
McCarty, Douglas John	McCARTY, Douglas		MTBW02
McClelland, Michael Ian	McCLELLAND, Mike		ONKA01
McCourt, Michael James	McCOURT, Michael James	Elected	WATW01
McCready, Thomas John	McCREADY, John	Elected	PETW01
McDonald, Dianne	McDONALD, Dianne	Elected	KIMW01
McDonald, Jason Paul	McDONALD, Jason Paul		ADHW02
McDonald, Margaret Anne	McDONALD, Margaret	Elected	BAWW01
McDonald, Mark Andrew	McDONALD, Mark		RENW01
McDonough, Daniel Mark	McDONOUGH, Daniel	Elected	MTGW01
McDougall, Meryl Kaye	McDOUGALL, Meryl		PTAA01

Candidate name	Ballot paper name	Elected	Election code
McEwen, Patrick Geoffrey	McEWEN, Pat		GRAW01
McEwen, Terence Michael	McEWEN, Terry		ADHW03
McGee, Barry William	McGEE, Barry		SALW02
McGinniss, Robina O'Connor	McGINNISS, Ruby	Elected	WHYW01
McGrath, Damien Paul	McGRATH, Damien		MITW01
McGuire, Craig William	McGUIRE, Craig William	Elected	NARW01
McHugh, Barry Kym	McHUGH, Kym	Elected	ALEA01
McHugh, Maxwell Sydney	McHUGH, Max	Elected	FLIA01
McInerney, Kenneth John	McINERNEY, Kenneth John		TATW01
McKay, Kym John	McKAY, Kym	Elected	WSTW04
McKay, Peter Robert	McKAY, Peter	Elected	PTAW05
McKenzie, Ian Stuart	McKENZIE, Ian Stuart		BURW03
McLachlan, Anthony Scott	McLACHLAN, Scott	Elected	NARW01
McLafferty, James Anthony	McLAFFERTY, Jim	Elected	TEAW05
McLean, Kenneth Clarence	McLEAN, Ken	Elected	PAUW01
McLellan, Janice Elaine	McLELLAN, Jan	Elected	TATW01
McLuskey, Johanna Maria Hendrika	McLUSKEY, Johanna	Elected	PTAW05
McPherson, Donald Francis	McPHERSON, Donald F.	Elected	NORW03
McQuire, Roger Douglas	McQUIRE, Roger		WAKW03
Mead, Darren Scott	MEAD, Darren Scott		MTBW02
Mead, Rosalie	MEAD, Rosalie		MIDW01
Medlyn, Richard Barrington	MEDLYN, Rick	Elected	ALEW05
Melick, Jennifer Jane	MELICK, Jenni		BURW03
Menzel, John Angas	MENZEL, John		BERW01
Menzel, Nino Nikko	MENZEL, Nikko		PLAW04
Meschino, Carlo	MESCHINO, Carlo		CHAA01
Mesecke, Scott Edward	MESECKE, Scott	Elected	PETW01
Messenger, Scott Raymond	MESSENGER, Scott Raymond		WATW02
Michael, Lia	MICHAEL, Lia		WSTW01
Michelmore, Deane Hamilton	MICHELMORE, Deane	Elected	VICW01
Milios, Chris Michael	MILIOS, Chris M		BURW05
Mill, Robert James Henry	MILL, Robert James Henry		BURW04
Millard, Bevan Russell	MILLARD, Bevan R	Elected	CLEW01
Miller, Richard Charles	MILLER, Richard	Elected	BARW01
Millington, Patricia Dawn	MILLINGTON, Pat		BERA01
Mills, Shane Patrick	MILLS, Shane	Elected	PETW01
Milne, Kenneth John David	MILNE, Scotty	Elected	BARW01
Milsom, Peter John	MILSOM, Peter	Elected	MIDW02
Minney, Brian John	MINNEY, John	Elected	NPSW03
Minnican, Robert John	MINNICAN, Robert		STRW01
Mitchell, Anthony Thomas	MITCHELL, Tony	Elected	PAUW01
Mitchell, Matthew Jack	MITCHELL, Matthew	Elected	PROW03
Mitchell, William Mark	MITCHELL, William Mark		TEAW02
Mizzi, Gregory Paul	MIZZI, Gregory Paul		ALEW05
Moffa, Angela	MOFFA, Angela		CAMW01
Moody, Neville Scott	MOODY, Neville		MTGW01
Moore, Evonne June	MOORE, Evonne	Elected	NPSW02
Moore, Heather Lillian	MOORE, Heather Lillian	Elected	CORW02
Moorman, Keith Terence	MOORMAN, Keith T.		HOLW03
Moreland, David John William	MORELAND, Dave	Elected	KINW02
Morgan, Alex John	MORGAN, Alex	Elected	COOW01
Morgan, Allan Alfred	MORGAN, Allan Alfred		PAUW01
Morgan, Jeanenne Pearl	MORGAN, Jeanenne	Elected	GRAW01
Morgan, Thomas	MORGAN, Tommy		ONKA01
Morley, Christopher William	MORLEY, Chris	Elected	BURW06
Morley, Ruth	MORLEY, Ruth		BURA01
Morris, Alan Franklin	MORRIS, Alan	Elected	PAUW01
Morris, Beverley Jane	MORRIS, Bev	Elected	BARW01
Morris, Gregory	MORRIS, Gregory	Elected	GAWW01
Morris, Jennifer Dorothy Mary	MORRIS, Jenny		KANW01
Morris, Mark John	MORRIS, Mark John	Elected	KANW01
Morris, Michael Charles David	MORRIS, Mick		PLAW01

Candidate name	Ballot paper name	Elected	Election code
Morrissey, Michael Francis	MORRISSEY, Mick	Elected	MIDW01
Mosey, Warren Steward	MOSEY, Warren Steward	Elected	GOYW04
Mowbray, James Brenton	MOWBRAY, James Brenton		WATW03
Mudge, Steven James	MUDGE, Steven	Elected	MARW02
Muller, Peter Hans-Erich	MULLER, Peter	Elected	WATW02
Mulvihill, Michael James	MULVIHILL, Mike	Elected	PROW01
Munchenberg, Ashley James	MUNCHENBERG, Ashley James		MITW03
Murada, David Michael	MURADA, David		NPSW05
Muras, Jane Foster Reinhold	MURAS, Jane F.R.	Elected	CAMW05
Murphy, Daniel James	MURPHY, Dan		MARW02
Murphy, Mark Francis	MURPHY, Mark	Elected	TATW01
Murray, Leon Patey	MURRAY, Leon	Elected	LOWW01
Musolino, Dino	MUSOLINO, Dino	Elected	PLAW01
Mussared, Fran	MUSSARED, Fran		PROW05
Mustafa, Galawez	MUSTAFA, Gala		MTGW01
Mutton, Debra Ann	MUTTON, Debra		GAWW01
Mutton, Desmond Keith	MUTTON, Des	Elected	MTGW02
Myers, Kevin Paul	MYERS, Kevin Paul	Elected	MIDW04
Najar, Kathryn June	NAJAR, Kathy		MARW01
Nancarrow, David Neil	NANCARROW, David		HOLW01
Nash, Sharon Veronica	NASH, Sharon	Elected	ONKW04
Nattrass, Neville George	NATTRASS, Neville	Elected	RENW01
Nechvoglod, Victor Vladimir	NECHVOGLOD, Victor		MITW01
Nelson, Ronald John	NELSON, Ron	Elected	ADHW01
Nelsson, Josephine Harriet Marie	NELSSON, Josie		BERA01
Newall, Timothy Frederick	NEWALL, Timothy Frederick	Elected	PROW04
Newble, David Ian	NEWBLE, David Ian		CHAW02
Newbold, Scott Malcolm	NEWBOLD, Scott	Elected	COPW01
Newell, Martin John	NEWELL, Martin		MTGA01
Newman, Peter Brian	NEWMAN, Peter		PAUW01
Ngo, Tung The	NGO, Tung	Elected	PTAW04
Nguyen, Thuan	NGUYEN, Thuan		PLAW01
Nicholls, Peter	NICHOLLS, Peter	Elected	PTAW02
Nicholls, Robert Bruce	NICHOLLS, Bob	Elected	YORW02
Nichols, Helen Elaine	NICHOLS, Helen	Elected	CAMA02
Nickolls, Jeffrey Gordon	NICKOLLS, Jeffrey Gordon	Elected	SOUW04
Nicol, Margaret Jean	NICOL, Margaret	Elected	CAMW02
Nield, Roger Ernest	NIELD, Roger	Elected	CLEW01
Niemz, Peter John	NIEMZ, Peter John		GOYW04
Noack, Paul Michael	NOACK, Paul	Elected	SALW03
Noonan, Geoffrey Paul	NOONAN, Geoffrey Paul		TATW01
Norris, Julie Ann	NORRIS, Julie Ann	Elected	PLAW01
Norton, Alan Clifford	NORTON, Alan C.	Elected	HOLW03
Nottle, Barry John	NOTTLE, Barry John	Elected	WAKW02
Nottle, Colin Edward	NOTTLE, Colin Edward	Elected	MTRW03
Nutt, Phillip Adrian	NUTT, Phil	Elected	MURW03
Oakes, Alan Roger	OAKES, Alan	Elected	ONKW03
Obst, Corey Douglas	OBST, Corey		BURW04
O'Donnell, Patrick Paul Skip	O'DONNELL, Pat		MTRW04
O'Halloran, Darren Craig	O'HALLORAN, Darren Craig	Elected	WATW03
Olbrich, Gregory Leo	OLBRICH, Greg	Elected	ONKW04
Oliver, Alan Joseph	OLIVER, Alan Joseph	Elected	ALEW04
Olley, Alan Sydney	OLLEY, Alan	Elected	KINW01
O'Loughlin, David Andrew	O'LOUGHLIN, David	Elected	PROA01
O'Rielly, Annette Patricia	O'RIELLEY, Annette	Elected	WSTW04
O'Rielly, Maxwell Ross	O'RIELLY, Max	Elected	PLAW04
Osis, Jennifer Kaye Dale	OSIS, Jennifer	Elected	WATW03
Osterstock, Mark Andrew	OSTERSTOCK, Mark	Elected	TEAW03
Otte, Marinus	OTTE, Marinus (Murray)		YANW02
Ottens, Darryl Ernest	OTTENS, Darryl	Elected	WAKW01
Overduin, Jan-Paul	OVERDUIN, Jan-Paul		ONKW05
Owen, Trevor Neil	OWEN, Trevor	Elected	WSTW03

Candidate name	Ballot paper name	Elected	Election code
Ozolins, Modris Heinrich	OZOLINS, Modris	Elected	FLIW01
Palmer, Garth Robert	PALMER, Garth R.		WSTW05
Panagaris, Peter	PANAGARIS, Peter		TEAW06
Papageorgiou, Jack	PAPAGEORGIU, Jack		RENA01
Paparella, Joseph Anthony	PAPARELLA, Joseph Anthony	Elected	PTPW01
Papazoglov, Dimitrios	PAPAZOGLOV, Jim	Elected	PTLW01
Papps, Judith Kaye	PAPPS, Judy		PTLW01
Pardo, Nadira	PARDO, Nadira		WHYA01
Parker, Jillian Heather	PARKER, Jillian	Elected	PTLW01
Parker, Roger Lyle	PARKER, Roger		GOYW03
Parkyn, Colin Richard	PARKYN, Col	Elected	ORRW01
Parslow, Darryl John	PARSLOW, Darryl		ONKA01
Parsons, David Langdon	PARSONS, Dave		MALW02
Partington, Judith Ann	PARTINGTON, Judy	Elected	GOYW03
Pasalidis, Isaac	PASALIDIS, Isaac	Elected	NPSW01
Paschke, David Charles Henry	PASCHKE, David Charles Henry	Elected	ADHW05
Pasin, Antony	PASIN, Tony	Elected	MTGW01
Paterson, Russell James Sinfield	PATERSON, Russell James		BARW01
Pavan, Peter	PAVAN, Peter	Elected	BURW05
Paynter, Frances Joy	PAYNTER, Fran	Elected	PAUW01
Pearce, Graham	PEARCE, Graham	Elected	STRW01
Pearce, Michael Sidney	PEARCE, Mike	Elected	MTRW02
Pearson, Neil Player	PEARSON, Neil		SALW01
Peat, Richard Douglas	PEAT, Richard	Elected	ONKW01
Peden, William Donald Sutherland	PEDEN, William	Elected	ROBA01
Pederick, Anthony Maxwell	PEDERICK, Tony		WALA01
Pedler, Paul Boyd	PEDLER, Paul Boyd	Elected	LOWW01
Pegler, Donald William	PEGLER, Don	Elected	GRAA01
Pegler, Geoffrey Ian	PEGLER, Geoff		VICW01
Peikert, James Ross	PEIKERT, James		MARW02
Penna, Rodric Craig	PENNA, Rod		COPW02
Penney, Barry Charles	PENNEY, Barry Charles		PLAW04
Penniment, Diana Elizabeth	PENNIMENT, Diana Elizabeth	Elected	TATW01
Pennington, Jane Mary	PENNINGTON, Jane		SALW06
Perry, Helen Ruth	PERRY, Helen Ruth	Elected	CLAW01
Perry, Ian Gordon	PERRY, Ian	Elected	MITW05
Perry, Ron Michael	PERRY, Ron		YANW02
Perryman, Steven Allan	PERRYMAN, Steve	Elected	MTGA01
Petch, John Francis Cochrane	PETCH, John		LOXA01
Peters, Gary Reginald	PETERS, Gary	Elected	KINW01
Petersen, Terrance (Terry) Kenneth	PETERSEN, Terry	Elected	RENW01
Petrovic, Rolf Peter	PETROVIC, Rolf	Elected	ROBW02
Pettina, Heather Marie	PETTINA, Heather		GAWW01
Pfeiffer, Neville Kenneth	PFEIFFER, Neville Kenneth	Elected	SOUW01
Pfitzner, Donald Bruce	PFITZNER, Don	Elected	GOYW03
Pfitzner, Jeffrey Kingsley	PFITZNER, Jeff	Elected	KARW02
Phillips, Sharon Ann	PHILIPS, Sharon Ann		KARW03
Phillips, Bernard Harry	PHILLIPS, Bernie		CHAW03
Phillips, June Irene	PHILLIPS, June Irene	Elected	MURW03
Phillips, Neville Wayne	PHILLIPS, Neville (Butch)	Elected	TUMW01
Phillips, Pamela Ann	PHILLIPS, Pam		RENW01
Picard, Anne	PICARD, Anne	Elected	MALW04
Picard, Michael Anthony	PICARD, Michael		MALW03
Picton, Michael James	PICTON, Michael	Elected	MITW01
Pierson, Christine Mary	PIERSON, Christine		NPSW07
Pilch, Leszek	PILCH, Leszek		PTAW05
Pilkington, Damien	PILKINGTON, Damien	Elected	SALW02
Pilkington, John Henry	PILKINGTON, John	Elected	WSTW01
Pilkington, Keith	PILKINGTON, Keith		SALA01
Pinnegar, Philip George	PINNEGAR, Phil		SALW05
Pinto, John	PINTO, John	Elected	CHAW06
Polanco, Porfirio Antonio	POLANCO, Antonio		PLAW06

Candidate name	Ballot paper name	Elected	Election code
Polito, Antonio	POLITO, Antonio	Elected	WSTW07
Pollock, James Nelson	POLLOCK, Jim	Elected	WHYA01
Pope, Barbara Mary	POPE, Barbara Mary	Elected	KARW01
Porter, Malcolm Renfrey	PORTER, Malcolm R.	Elected	GRAW01
Porter, Philip John	PORTER, Phil	Elected	LOWW01
Posta, Christine Marion	POSTA, Christine		TEAW06
Potter, Roderick Roy	POTTER, Rod	Elected	ALEW03
Power, Lindsay Adam	POWER, Lindsay		BURW01
Pratt, Graham	PRATT, Graham		ONKW01
Preece, Bruce Raymond	PREECE, Bruce Raymond	Elected	PROW04
Pronol, Claude	PRONOL, Claude		CAMA02
Pseudos, Spiros (Pip)	PSEVDOS, Spiros (Pip)		UNLW02
Purdie, Geoffrey Harold	PURDIE, Geoff	Elected	ADHW02
Purdom, Lesley Denise	PURDOM, Lesley Denise		TEAA01
Pycroft, Christene Robyn	PYCROFT, Chris	Elected	PAUW01
Quirke, Davina Cherie	QUIRKE, Davina	Elected	BURW01
Rai, Felicity	RAI, Felicity		PTAW07
Ramke, Raymond John	RAMKE, John	Elected	SOUW02
Ramsey, Gaynor Lynne	RAMSEY, Gaynor	Elected	LEHW01
Randall, Robert John	RANDALL, Bob		CHAW03
Rapaic, Boro	RAPAIC, Boro	Elected	COOW01
Rau, Anna Louise	RAU, Anna	Elected	CHAW03
Rayner, Trevor Gordon	RAYNER, Trevor Gordon	Elected	NARW01
Rayson, Colin Arthur	RAYSON, Colin Arthur	Elected	KIMW01
Rayson, Geoffrey Roy	RAYSON, Geoff		PTLW01
Reade, Anthony John	READE, A.J. (Tony)	Elected	WALW03
Reardon, Shiralee Ann	REARDON, Shiralee Ann	Elected	SALW04
Reddie, Leonard Andrew	REDDIE, Len		LIGA01
Reed, Alison Joan	REED, Joan	Elected	UNLW03
Reedman, Peter	REEDMAN, Peter		ALEW05
Rees, Graham Bernard	REES, Graham Bernard		PTAW03
Reichstein, Lynette Elizabeth	REICHSTEIN, Lynette Elizabeth	Elected	LIGW02
Reid, Rodney John	REID, Rodney John	Elected	WAKW04
Reilly, Peter	REILLY, Peter	Elected	GOYW02
Reilly, Ronald Mark	REILLY, R.M.		ONKA01
Reschke, Vivian Fay	RESCHKE, Vivian Fay	Elected	WATW02
Reynolds, Allan George	REYNOLDS, Allan George	Elected	PTLW01
Reyntjes, Michael George	REYNTJES, Michael George		SALW06
Ricci, Roslyn Joy	RICCI, Joy	Elected	TEAW06
Rich, Cheyne Christopher	RICH, Cheyne		BURW04
Rich, John David	RICH, John David	Elected	WALW02
Richards, Mark Peter	RICHARDS, Mark	Elected	VICW01
Richardson, Bruce Graeme	RICHARDSON, Bruce Graeme	Elected	BERW01
Richardson, Denise Kaye	RICHARDSON, Denise Kaye	Elected	CORW01
Richardson, Robert George	RICHARDSON, Robert George		PTLW01
Ridgway, Richard Wakefield	RIDGWAY, Richard Wakefield	Elected	ELLW01
Rigby, Michael	RIGBY, Mike		MTBW03
Riordan, John Lawrence	RIORDAN, John		HOLW01
Riseley, Peter Rayner	RISELEY, Peter	Elected	ROBW01
Roberts, Ellis Leonard	ROBERTS, Ellis Leonard		NARW01
Robinson, Josephine	ROBINSON, Josephine		WSTW07
Robinson, Mervyn John	ROBINSON, Merv	Elected	NORW01
Rodda, Dean Wayne	RODDA, Dean Wayne	Elected	COPW01
Rogers, Barry Stanley	ROGERS, Barry	Elected	LOXW01
Rogers, David Bruce Oscar	ROGERS, David		WATW03
Rogers, Heather Louise	ROGERS, Heather (nee Bergen)		GAWW01
Rogers, Jackqualine Anne	ROGERS, Jacky		RENN01
Rogers, Nathan	ROGERS, Nathan		MTBW02
Rohrlach, Kenneth Deane	ROHRLACH, Deane	Elected	LIGW01
Rolfe, James Hamblyn	ROLFE, Jim	Elected	BERW01
Rollond, Andrew Ken	ROLLOND, Ken	Elected	HOLA01
Ronan, Danny	RONAN, Danny	Elected	CEDW01

Candidate name	Ballot paper name	Elected	Election code
Roocke, Trevor Clarence	ROOCKE, Trevor Clarence	Elected	MTRW03
Rooney, Brian Dennis	ROONEY, Brian Dennis	Elected	BAWW01
Rose, Ruth Jasemin	ROSE, Jasemin		ADHW04
Rose, Trevor James	ROSE, Trevor	Elected	VICW01
Rosenberg, Lorraine Florence	ROSENBERG, Lorraine Florence	Elected	ONKA01
Rosier, Stephen John	ROSIER, Stephen		GAWW01
Ross, John Stuart	ROSS, John	Elected	TATW01
Ross, Michael Anthony	ROSS, Michael	Elected	CEDW01
Rossi, Joseph Peter	ROSSI, Joe		CHAA01
Rossis, Helen Esther	ROSSIS, Helen	Elected	WALW03
Rothe, Allan John	ROTHE, Allan John		MIDW03
Roumeliotis, Peter	ROUMELIOTIS, Peter		PTAW02
Rowe, Anthony James	ROWE, Anthony	Elected	UNLW01
Rowe, Gabrielle Marie	ROWE, Gay	Elected	ORRW01
Ruciak, John	RUCIAK, John		VICW01
Ruciak, Penelope Anne	RUCIAK, Penny	Elected	VICW01
Rusby, Trent Cameron	RUSBY, Trent	Elected	ALEW02
Russell, Aaron Mark	RUSSELL, Aaron		PTAW06
Russell, Peter James	RUSSELL, Peter	Elected	GAWW01
Russo, Maria	RUSSO, Maria		CHAW07
Russo, Rina	RUSSO, Rina		CHAA01
Ryan, Dennis Alfred	RYAN, Dennis	Elected	PLAW05
Ryan, Marijka Anastazia	RYAN, Marijka		CAMW01
Rye, Alan Robert	RYE, Alan Robert	Elected	CLAW01
Sage, Richard John	SAGE, Richard John	Elected	GRAW03
Salaman, Rufus Luke	SALAMAN, Rufus		UNLW01
Salamon, Peter	SALAMON, Peter		PLAW05
Sambell, Brian Donald	SAMBELL, Brian Donald	Elected	GAWA01
Sanders, Frederick John	SANDERS, Fred		MURW03
Sanderson, John	SANDERSON, John	Elected	YANW02
Sanderson, John Liddell	SANDERSON, John Liddell	Elected	MITW03
Sanderson, Roger John	SANDERSON, Roger		ONKW05
Sandland, John Chester	SANDLAND, John	Elected	PETW01
Sangster, Christopher Robin	SANGSTER, Rob	Elected	UNLW06
Santucci, Ricardo Stephan	SANTUCCI, Rick	Elected	WHYW01
Sarris, Spiros	SARRIS, Spiros		WSTW07
Satterthwaite, Michael Dean	SATTERTHWAITE, Michael Dean		MARW01
Saunders, Ian Wesley	SAUNDERS, Ian	Elected	ALEW05
Saunders, Robert Charles	SAUNDERS, Robert Charles		MITW06
Sayers, Kenneth Bertram	SAYERS, Ken	Elected	MIDW04
Scalamera, Gary Enrico	SCALAMERA, Gary Enrico		MTBA01
Schaefer, John Brian	SCHAEFER, John Brian	Elected	KIMW01
Scheffler, Thomas Mark	SCHEFFLER, Tom	Elected	CHAW02
Scheide, Gunter	SCHEIDE, Gunter	Elected	WHYW01
Schiller, Paul Arthur	SCHILLER, Paul Arthur		GOYW03
Schkabaryn, Tony	SCHKABARYN, Tony	Elected	BAWW01
Schlein, Malcolm Douglas	SCHLEIN, Malcolm	Elected	YANW04
Schmidt, Harold Bruce	SCHMIDT, Bruce	Elected	COPW03
Schmidt, Lorna Ann	SCHMIDT, Lorna A.	Elected	ORRW01
Schneider, John William	SCHNEIDER, John William		BURW03
Schnell, Robert John	SCHNELL, Bob	Elected	UNLW04
Scholz, Eleanor Irene	SCHOLZ, Eleanor	Elected	LEHW01
Scholz, Neville Alan	SCHOLZ, Neville Alan	Elected	LEHW01
Scholz, Timothy Richard	SCHOLZ, Tim	Elected	LEHW01
Schreiber, Gregor John	SCHREIBER, Greg	Elected	STRW01
Schubert, Clem Sidney	SCHUBERT, Clem	Elected	MURW01
Schuller, William John	SCHULLER, Bill		WATA01
Schultz, Helen Maxine	SCHULTZ, Helen		NARW01
Schultz, Roslyn Nita	SCHULTZ, Ros	Elected	MIDW03
Schulze, Peter William	SCHULZE, Peter	Elected	ONKW04
Schuttloffel, Wayne Leopold	SCHUTTLOFFEL, Wayne	Elected	FLIW01
Schwarz, Dianne Patricia	SCHWARZ, Dianne	Elected	CLAW01

Candidate name	Ballot paper name	Elected	Election code
Scinto, Grazia Maria	SCINTO, Grace		BURW04
Scobie, Keith Locke	SCOBIE, Keith L.	Elected	CORW03
Scott, Geoffrey Dean	SCOTT, Geoff	Elected	NORW02
Seager, James Michael Halsall	SEAGER, Michael	Elected	BARW01
Seaman, Ross	SEAMAN, Ross	Elected	ELLW01
Sewell, Margaret May	SEWELL, Margaret	Elected	CAMW04
Sexton, Robert James	SEXTON, Robert James	Elected	SOUW01
Shackleford, Murray William	SHACKLEFORD, Murray	Elected	ORRW01
Shackley, Adrian David	SHACKLEY, Adrian David	Elected	GAWW01
Shaw, Iris	SHAW, Iris	Elected	PLAW05
Shearn, Hartley Vivian	SHEARN, Viv		BURW01
Shepherd, Christina	SHEPHERD, Christina		PROW05
Shipp, Peter John	SHIPP, Peter		CHAW02
Short, Robert William	SHORT, Robert		COPW04
Shute, John Laurence	SHUTE, John	Elected	FLIW01
Simes, Frances Mary	SIMES, Frances	Elected	LOXW01
Simes, Malcolm Otto	SIMES, Malcolm		PAUW01
Simmons, Evelyn Georgina	SIMMONS, Georgie	Elected	BAWW01
Simmons, Keith William	SIMMONS, Keith William	Elected	MURW03
Simmons, Paul Edward	SIMMONS, Paul	Elected	CORW03
Simper, Stanley James	SIMPER, Stan		GOYW03
Sims, Kristine Ann	SIMS, Kristine		SALW04
Sims, Peter Anthony	SIMS, Peter	Elected	COPW04
Sims, Scott William	SIMS, Scott	Elected	NPSW03
Sinclair, Grahame John	SINCLAIR, Grahame		VICA01
Sinclair-Warren, Dianne Elizabeth	SINCLAIR-WARREN, Dianne	Elected	VICW01
Siviour, Grantley Mason	SIVIOUR, Grantley	Elected	CLEW01
Size, Margaret Norma	SIZE, Margaret	Elected	KARW04
Skevington, Michael John	SKEVINGTON, Mike	Elected	LIGW03
Skey, David	SKEY, David		MTBW01
Slattery, Peter Joseph	SLATTERY, Peter	Elected	FLIW01
Sloper, Patricia Dorothy	SLOPER, Tricia D.		PTAW06
Smallwood-Smith, Gaynor	SMALLWOOD-SMITH, Gay	Elected	PLAW02
Smith, Allen Thomas	SMITH, Allen	Elected	MTGW01
Smith, Andrew John	SMITH, Andrew		ROBW02
Smith, Anthony Philip	SMITH, Tony		CHAW03
Smith, John Donald	SMITH, John Donald		CHAW04
Smith, Miriam Eileen	SMITH, Miriam	Elected	TEAA01
Smith, Peter Richard	SMITH, Peter R.		MIDW01
Smith, Rebecca May	SMITH, Bec		ALEW02
Smith, Robert Newell	SMITH, Bob		SALW07
Smith, Russel John	SMITH, Russel (Rusty)	Elected	BAWW01
Smith-Rowe, Christine	SMITH-ROWE, Christine		MIDW01
Snadden, Lorna Joyce	SNADDEN, Joyce	Elected	PTAW03
Solly, Raymond John	SOLLY, Ray		ORRW01
Solomon, Peter William	SOLOMON, Peter William	Elected	PAUW01
Southern, Frances Caroline	SOUTHERN, Fran		MARW03
Spano, Maria Catherine	SPANO, Maria	Elected	RENW01
Sparks, Frederick Charles	SPARKS, Fred (Twink)	Elected	NORW01
Sparks, Terence Elton	SPARKS, Terry		LIGW02
Spehr, Alan Louis	SPEHR, Alan L.		GRAW01
Spilsbury, Bruce Gilbert	SPILSBURY, Bruce	Elected	YANW02
Spragg, William Clark (Bill)	SPRAGG, Bill	Elected	ADHW03
Staines, Beverley Ann	STAINES, Beverley Ann	Elected	COOW01
Standish, Wayne Kenneth	STANDISH, Wayne	Elected	LIGW02
Stapledon, Lewis Gary	STAPLEDON, Gary	Elected	KARW01
Starke, Neville David	STARKE, Neville David	Elected	PTLW01
Starrs, Janine Ruth	STARRS, Janine		WALW01
Stasinowsky, Leon Evan	STASINOWSKY, Leon	Elected	LOXW01
Stefanac, Mark Anton	STEFANAC, Mark A.		HOLW01
Steinwedel, Andrew John	STEINWEDEL, Andrew John		BURW06
Stevens, Phillip Christopher	STEVENS, Phill	Elected	CEDW01

Candidate name	Ballot paper name	Elected	Election code
Stewart, Barrie James	STEWART, Barrie James	Elected	BARW01
Stewart, Richard James	STEWART, Richard		RENW01
Stirling, Graeme John	STIRLING, Graeme John	Elected	TUMW01
Stock, Frank	STOCK, Frank	Elected	PROW01
Stock, Michael Charles	STOCK, Mike		NPSW07
Stokes, Benjamin Karl	STOKES, Ben		ALEA01
Stokes, Lynette Carol	STOKES, Lyn	Elected	MTBW01
Storey, Marie Anne	STOREY, Marie Anne	Elected	MTRW02
Storrie, Cecile Kathleen H.	STORRIE, Cecile		UNLW02
Stott, Barbara	STOTT, Barbara		BURW06
Stratford, Andrew Mark	STRATFORD, Andrew Mark	Elected	ADHW05
Strauss, David Garnett Angrave	STRAUSS, David Garnett Angrave	Elected	GAWW01
Stribley, Lisa Anne	STRIBLEY, Lisa		BERW01
Strother, Roger John	STROTHER, Roger	Elected	CORW03
Strudwicke, Sydney Marcus	STRUDWICKE, Marcus	Elected	MALW02
Stuart, Debra Jane	STUART, Debra		BAWW01
Stumpf, Richard August	STUMPF, Richard August		PTPW01
Summerton, Barry John	SUMMERTON, Tom	Elected	MALW04
Suter, Allan John	SUTER, Allan	Elected	CEDA01
Sutton, Paula Nicolette	SUTTON, Nicky		PLAW02
Swann, Nicholas John	SWANN, Nick	Elected	ONKW02
Swiderczuk, Dariusz Jan	SWIDERCZUK, Dariusz Jan		HOLW03
Sykes, Geoffrey Norman	SYKES, Geoffrey Norman	Elected	COOW01
Sykes, Paul Andrew	SYKES, Paul	Elected	CHAW02
Tagliaferro, Tony	TAGLIAFERRO, Tony		PTAW03
Taylor, Brian John	TAYLOR, Brian	Elected	MIDW01
Taylor, Cameron Murray	TAYLOR, Cameron		SALW04
Taylor, Debra Fay	TAYLOR, Debra Fay		MURW02
Taylor, Jennifer Vicki	TAYLOR, Jenny		CHAW04
Taylor, Leone Ann	TAYLOR, Leone Ann	Elected	ADHW01
Taylor, Shane Robert	TAYLOR, Shane R.	Elected	GRAW01
Telfer, Raelene June	TELFER, Raelene June	Elected	MARW03
Tesselaar, Thomas Cornelis	TESSELAAR, Thomas	Elected	ELLW01
Thom, Brian Gordon	THOM, Brian	Elected	GAWW01
Thomas, Colin Anthony	THOMAS, Colin		PTAW02
Thomas, Paul David Kyffin	THOMAS, Paul David Kyffin	Elected	COPA01
Thomas, Wayne Michael	THOMAS, Wayne Michael	Elected	CLAW01
Thompson, Garry Colin	THOMPSON, Garry Colin	Elected	FLIW01
Thorn, Colin Leslie	THORN, Colin Leslie		PTAW02
Thorn, Lachlan Philip Hamilton	THORN, Lachlan Philip		TEAW03
Thorne, Richard Everitt	THORNE, Richard	Elected	UNLA01
Thornley, Gregory James	THORNLEY, Greg		BERW01
Tilbrook, Christopher Ralph	TILBROOK, Christopher	Elected	MARW01
Tiller, Maurice Gerald	TILLER, Maurice Gerald	Elected	WAKW03
Tipper, Denise Anne	TIPPER, Denise	Elected	UNLW04
Tonkin, Jasmine	TONKIN, Jasmine		PTAW04
Tonkin, Tommy	TONKIN, Tommy	Elected	COPW03
Tons, John Gerard	TONS, John Gerard		ADHW05
Toogood, Brian Clive	TOOGOOD, Brian Clive	Elected	SOUW02
Toonen, Monika Gisela	TOONEN, Monika		PLAW05
Townsend, David Thomas	TOWNSEND, David		MIDW05
Trainer, John Patrick	TRAINER, John Patrick	Elected	WSTA01
Trainor, Patrick Anson	TRAINOR, Pat	Elected	TEAW02
Travers, Elizabeth Margaret	TRAVERS, Liz		NARW01
Trestrail, Norman Leslie	TRESTRAIL, Norman Leslie		MALW01
Trezise, Craig Michael	TREZISE, Craig Michael		VICW01
Trezise, Maree-Gene	TREZISE, Kerry	Elected	VICW01
Trezise, Neville Harry	TREZISE, Neville	Elected	LOWW01
Tsavaridis, John	TSAVARIDIS, John		CHAW07
Tsouleas, John	TSOULEAS, John		HOLW01
Tuckwell, Leon Frank	TUCKWELL, Frank	Elected	ALEW05
Turner, Milton Graham	TURNER, Milton	Elected	KANW01

Candidate name	Ballot paper name	Elected	Election code
Twigg, Shirley	TWIGG, Shirley	Elected	KINW01
Twyford, Robert Sydney	TWYFORD, Robert Sydney	Elected	RENW01
Tye, Allan Alexander	TYE, Allan Alexander		ALEW05
Udy, Robert Wayne	UDY, Robert	Elected	FRAW01
Usher, Graham Donald	USHER, Graham Donald	Elected	KINW04
Vagnarelli, Athos	VAGNARELLI, Athos		CAMW04
van Camp, Lissa	van CAMP, Lissa	Elected	HOLW04
van der Moolen, Joslyn	van der MOOLEN, Joslyn		ADHW02
Vanstone, Brenton Ivan	VANSTONE, Brenton	Elected	PTPW01
Vaughan, Steven Brian	VAUGHAN, Steve		BARW01
Veen, Johannes	VEEN, John		PAUW01
Veliskou, Jason Strattis	VELISKOU, Jason	Elected	MARW02
Veliskou, Vicky Vasiliki	VELISKOU, Vicky	Elected	MARW01
Velthuisen, Jacob S	VELTHUIZEN, Jack	Elected	WHYW01
Verrall, Franklin Charles	VERRALL, Frank	Elected	MARW03
Verrall, Jacqueline Anne	VERRALL, Jacqueline		WSTW01
Viant, Lynton Colin	VIANT, Lynton Colin		CLAW01
Vickery, Erika Johanna	VICKERY, Erika	Elected	NARW01
Vickery, Richard John	VICKERY, Richard	Elected	TATW02
Villios, Nikolaos	VILLIOS, Nik		NPSW02
Vlahos, George	VLAHOS, George	Elected	WSTW02
Vormister, Stephen Charles Edward	VORMISTER, Stephen		MTRW01
Vowles, Michael John	VOWLES, Michael John	Elected	LOXW01
Vrtielka, Jan	VRTIELKA, Jan		WHYW01
Waddell-Smith, Laurette Helen	WADDELL-SMITH, Laurette	Elected	TUMW01
Wales, Anthony James	WALES, Tony		MTBA01
Walker, Alfred	WALKER, Alfred		SOUW02
Walladge, Craig Andrew	WALLADGE, Craig Andrew	Elected	LEHW01
Wallis, Christopher John	WALLIS, Christopher	Elected	CHAW07
Wandel, Michael Rodney	WANDEL, Michael Rodney	Elected	ELLW01
Ward, Allan Albert	WARD, Allan Albert		BURW01
Ward, Mark John	WARD, Mark	Elected	MITW06
Ward, Mark Leslie	WARD, Mark Leslie	Elected	LOXW01
Wardle, Roanna Sue	WARDLE, Roanna		COOW01
Ware, Mary Jane	WARE, Mary Jane	Elected	PTLW01
Warren, Richard Frederick Ostcliffe	WARREN, Richard	Elected	MITW04
Wasylenko, Tolley Ivan	WASYLENKO, Tolley	Elected	CHAW05
Waters, Jo-anne	WATERS, Jo-anne	Elected	WHYW01
Watson, Amanda Jane	WATSON, Amanda		ELLW01
Waxman, Patricia Anne	WAXMAN, Patsy		BURW03
Weaver, Judith Joy	WEAVER, Judith	Elected	MITW01
Webb, Barry Graham	WEBB, Barry		YANW04
Webb, Jack Francis	WEBB, Jack		PLAW02
Webber, Kym Andrew	WEBBER, Kym	Elected	LOXW01
Weedon, Mark Andrew	WEEDON, Mark Andrew	Elected	BAWW01
Wei, A.Ting	WEI, Tim	Elected	TATW01
Weinert, Ronald Milton	WEINERT, Milton	Elected	MURW02
Weinmann, Theo Frederich	WEINMANN, Theo	Elected	MURW01
Wellby, Brian Arnold	WELLBY, Brian	Elected	PROW05
Wenham, Yvonne	WENHAM, Yvonne	Elected	ONKW01
Werfel, Russell James Trevor	WERFEL, Trevor		PTPW01
Westwood, Nicholas Andrew	WESTWOOD, Nick		MARW04
Wharff, John Phillip	WHARFF, John	Elected	STRW01
Wheatley, Dennis Thomas	WHEATLEY, Dennis	Elected	NORW03
Whennan, Irene Marie-Therèsè	WHENNAN, Irene M.	Elected	MARW02
White, Anthony John	WHITE, Anthony J.	Elected	ORRW01
White, Mervyn Robert	WHITE, Mervyn Robert	Elected	MTGW02
White, Rodney	WHITE, Rod		VICW01
Whitford, Peter Graham	WHITFORD, Peter	Elected	YANW03
Whiting, David Charles	WHITING, David	Elected	WALA01
Whittington, Susan Margaret	WHITTINGTON, Sue	Elected	NPSW06
Whittaker, Jillian Yvonne	WHITTAKER, Jill	Elected	CAMW03

Candidate name	Ballot paper name	Elected	Election code
Whittle, Irene Ruth	WHITTLE, Ruth	Elected	PETA01
Wickham, Craig Lindsay	WICKHAM, Craig Lindsay	Elected	KANW01
Wiedeman, Anthony John	WIEDEMAN, Tony		ADHA01
Wiese, Joerg	WIESE, Joerg		BARW01
Wigg, Carolyn Ann	WIGG, Carolyn	Elected	WALW01
Wildman, Alfred Frank	WILDMAN, Frank	Elected	FRAW01
Wilkins, David Graham	WILKINS, David		WSTW07
Wilkins, Dianne Christine	WILKINS, Di		BURW03
Wilkins, Paul Samuel	WILKINS, Paul	Elected	WALW01
Wilksch, Margaret	WILKSCH, Margaret	Elected	MTBW03
Williams, James Henry	WILLIAMS, James Henry		WALW01
Williams, Robert Gordon	WILLIAMS, Rob		VICW01
Williams, Robert Ian	WILLIAMS, Rob		PAUW01
Willson, Joyleen Faye	WILLSON, Joy	Elected	KANW01
Wilson, Garry Ernest	WILSON, Garry Ernest		CHAW05
Wilson, Jerry Dean	WILSON, Jerry	Elected	MURW01
Wilson, Kevin Charles	WILSON, Kevin		PLAW01
Wilson, Neville Kevin	WILSON, Neville	Elected	PTPW01
Wilson, Robyn Fiona	WILSON, Robyn Fiona	Elected	TUMW01
Wilson, Shaun Anthony	WILSON, Shaun		MITW04
Winderlich, David Nicholas	WINDERLICH, David		NPSW04
Winter, Barry John	WINTER, Barry	Elected	TEAW01
Wisbey, Jennifer Lorraine	WISBEY, Jenny	Elected	NARW01
Wissell, Shirley	WISSELL, Shirley		PLAW02
Wisseman, Lisa Kaye	WISSEMAN, Lisa		PTLW01
Withers, Craig Richard	WITHERS, Craig		PLAW03
Woidt, Dianne Jean	WOIDT, Dianne		CORW02
Wood, John Stewart	WOOD, John Stewart	Elected	WAKW05
Wood, Kevin John	WOOD, Kevin John		TEAW03
Woodcock, Stephen John	WOODCOCK, Steve		CAMA01
Woodgate, Colleen Yvonne	WOODGATE, Colleen Y.		GOYW02
Woodifield, David George	WOODIFIELD, David		MARW02
Woods, William Ashley	WOODS, William Ashley		CAMA02
Wooldridge, William John	WOOLDRIDGE, W. John	Elected	KARW04
Woolford, Allan Glen	WOOLFORD, Allan	Elected	NORW03
Woolford, Judith Anne	WOOLFORD, Anne	Elected	ALEW02
Woolhouse, Steven John	WOOLHOUSE, Steven		MITW05
Woollatt, John Whitford	WOOLLATT, John Whitford		GAWW01
Woolley, Raymond John	WOOLLEY, Ray		MARW02
Woon, Kevin Leonard	WOON, Kevin	Elected	COOW01
Wormald, Paul Francis	WORMALD, Paul	Elected	NPSW06
Wright, David Allan	WRIGHT, David		PAUA01
Wright, Garth Wayne	WRIGHT, Garth Wayne		BARW01
Wright, Heather Joy	WRIGHT, Heather	Elected	WALW03
Wright, Helen	WRIGHT, Helen	Elected	PTAW02
Wright, Maureen Annette	WRIGHT, Maureen		GOYW02
Wright, Peter Edward	WRIGHT, Peter	Elected	CORW02
Wurst, Christopher Paul	WURST, Christopher		TATW01
Wurst, Susan Grace	WURST, Sue	Elected	CLAW01
Wyld, Damian Anthony	WYLD, Damian		PTAW07
Yates, Lynda Joy	YATES, Lynda		HOLW04
Yeates, Kerry Eileen	YEATES, Kerry	Elected	MIDW01
Yeomans, Joyce Marie	YEOMANS, Joyce Marie	Elected	YORW03
Young, Zane Levi	YOUNG, Zane	Elected	MITW03
Zacharakis, Constantinos	ZACHARAKIS, Con	Elected	BURW06
Zadow, Colin Henderson	ZADOW, Colin Henderson	Elected	KARW02
Zahra, Riccardo Charles	ZAHRA, Riccardo	Elected	SALW05
Zanker, Joan Clare	ZANKER, Joan	Elected	MTBW02
Zappia, Antonio	ZAPPIA, Tony	Elected	SALA01
Zerna, Allan William	ZERNA, Allan William	Elected	FRAW01
Zorich, Thomas	ZORICH, Tom	Elected	GAWW01
Zschorn, Darryl John	ZSCHORN, Darryl		UNLA01

3. Results of each contested election in council order

ADELAIDE HILLS COUNCIL

Mayoral

2 candidates contesting 1 vacancy

<i>Ballot Papers</i>				<i>Quota</i>	<i>1st Preference</i>	<i>Elected / Excluded</i>	<i>Votes at Election / Exclusion</i>	<i>Count</i>
<i>Formal</i>	<i>Informal</i>							
9227	41	0.4%	4614					
				<i>Votes</i>				
COOKSLEY, Bill				4807	Elected 1	Quota		1
WIEDEMAN, Tony				4420		4420		

Manoah Ward

3 candidates contesting 2 vacancies

<i>Ballot Papers</i>				<i>Quota</i>	<i>1st Preference</i>	<i>Elected / Excluded</i>	<i>Votes at Election / Exclusion</i>	<i>Count</i>
<i>Formal</i>	<i>Informal</i>							
1874	34	1.8%	625					
				<i>Votes</i>				
TAYLOR, Leone Ann				698	Elected 1	Quota		1
EVANS, Stan				565		576		
NELSON, Ron				611	Elected 2	Quota		2

Mount Lofty Ward

5 candidates contesting 3 vacancies

<i>Ballot Papers</i>				<i>Quota</i>	<i>1st Preference</i>	<i>Elected / Excluded</i>	<i>Votes at Election / Exclusion</i>	<i>Count</i>
<i>Formal</i>	<i>Informal</i>							
2147	33	1.5%	537					
				<i>Votes</i>				
KEMP, John				409	Elected 3	Quota		5
PURDIE, Geoff				399	Elected 2	Quota		3
McDONALD, Jason Paul				294	Excluded	323		3
HOSKING, Kate				729	Elected 1	Quota		1
van der MOOLEN, Joslyn				316		515		

Marble Hill Ward

3 candidates contesting 2 vacancies

<i>Ballot Papers</i>				<i>Quota</i>	<i>1st Preference</i>	<i>Elected / Excluded</i>	<i>Votes at Election / Exclusion</i>	<i>Count</i>
<i>Formal</i>	<i>Informal</i>							
1367	47	3.3%	456					
				<i>Votes</i>				
SPRAGG, Bill				656	Elected 1	Quota		1
BAILEY, Ian				400	Elected 2	Quota		2
McEWEN, Terry				311		414		

Torrens Valley Ward

3 candidates contesting 2 vacancies

<i>Ballot Papers</i>				<i>Quota</i>	<i>1st Preference</i>	<i>Elected / Excluded</i>	<i>Votes at Election / Exclusion</i>	<i>Count</i>
<i>Formal</i>	<i>Informal</i>							
1446	33	2.2%	483					
				<i>Votes</i>				
HALL, Val				653	Elected 1	Quota		1
ROSE, Jasemin				280		280		
BRINKLEY, Lisa				513	Elected 2	Quota		1

Onkaparinga Valley Ward

4 candidates contesting 3 vacancies

<i>Ballot Papers</i>				<i>Quota</i>	<i>1st Preference</i>	<i>Elected / Excluded</i>	<i>Votes at Election / Exclusion</i>	<i>Count</i>
<i>Formal</i>	<i>Informal</i>							
2265	37	1.6%	567					
				<i>Votes</i>				
STRATFORD, Andrew Mark				650	Elected 2	Quota		1
GALE, R.J. (Bill)				739	Elected 1	Quota		1
TONS, John Gerard				260		260		
PASCHKE, David Charles Henry				616	Elected 3	Quota		1

ALEXANDRINA COUNCIL

Mayoral

2 candidates contesting 1 vacancy

<i>Ballot Papers</i>				<i>Quota</i>	<i>1st Preference</i>	<i>Elected / Excluded</i>	<i>Votes at Election / Exclusion</i>	<i>Count</i>
<i>Formal</i>	<i>Informal</i>							
7280	33	0.5%	3641					
				<i>Votes</i>				
McHUGH, Kym				6010	Elected 1	Quota		1
STOKES, Ben				1270		1270		

Strathalbyn Ward**6 candidates contesting 2 vacancies**

Ballot Papers			Quota	1st Preference	Votes at		
Formal	Informal				Elected / Excluded	Election / Exclusion	Count
1362	28	2.0%	455				
				Votes			
RUSBY, Trent				279	Elected 2	432	12
JETTNER, Susan Faye				123	Excluded	132	3
FITZGERALD, Kieran				183		301	
WOOLFORD, Anne				504	Elected 1	Quota	1
FOX, Roly				139	Excluded	188	8
SMITH, Bec				134	Excluded	159	5

Goolwa - Hindmarsh Island Ward**7 candidates contesting 4 vacancies**

Ballot Papers			Quota	1st Preference	Votes at		
Formal	Informal				Elected / Excluded	Election / Exclusion	Count
2801	57	2.0%	561				
				Votes			
TUCKWELL, Frank				1148	Elected 1	Quota	1
MIZZI, Gregory Paul				91	Excluded	136	3
MEDLYN, Rick				374	Elected 2	Quota	3
REEDMAN, Peter				297		543	
SAUNDERS, Ian				285	Elected 4	545	10
TYE, Allan Alexander				180	Excluded	254	6
DAVIS, Jim				426	Elected 3	Quota	6

THE BAROSSA COUNCIL**Councillor at Large****22 candidates contesting 13 vacancies**

Ballot Papers			Quota	1st Preference	Votes at		
Formal	Informal				Elected / Excluded	Election / Exclusion	Count
5671	378	6.2%	406				
				Votes			
MORRIS, Bev				375	Elected 7	Quota	3
DUNNING, Janet				187	Elected 9	Quota	227
LINKE, Christopher John				316	Elected 6	Quota	2
BISCOE, Patsy				626	Elected 2	Quota	1
PATERSON, Russell James				87	Excluded	136	40
SEAGER, Michael				473	Elected 3	Quota	1
MILLER, Richard				439	Elected 5	Quota	1
VAUGHAN, Steve				95	Excluded	282	170
ANGAS, John				1041	Elected 1	Quota	1
MILNE, Scotty				139	Elected 10	391	247
de VRIES, Dave				172	Elected 8	Quota	122
ABBOTT, Michael				135	Excluded	214	122
STEWART, Barrie James				243	Elected 11	382	247
WRIGHT, Garth Wayne				226	Excluded	337	247
EIDAM, Ingrid				148	Elected 13	352	247
WIESE, Joerg				70	Excluded	106	17
BARRACLOUGH, Gregory				102	Excluded	166	55
LYKKE, David				472	Elected 4	Quota	1
ARMSTRONG, David				97	Elected 12	376	247
GROSSMAN, Mark				71	Excluded	197	82
DALTON, Graham				89	Excluded	131	27
HUMPHREY, Shirley				68	Excluded	75	9

DISTRICT COUNCIL OF BARUNGA WEST**Councillor at Large****14 candidates contesting 10 vacancies**

Ballot Papers			Quota	1st Preference	Votes at		
Formal	Informal				Elected / Excluded	Election / Exclusion	Count
1411	64	4.3%	129				
				Votes			
KERLEY, Leonie Helen				175	Elected 2	Quota	1
SCHKABARYN, Tony				84	Elected 8	Quota	5
SIMMONS, Georgie				84	Elected 6	Quota	5
ASLIN, Betty				30	Excluded	36	19
SMITH, Russel (Rusty)				97	Elected 5	Quota	3
BURGESS, Ian David				30	Elected 10	110	58
IRELAND, Stacey Lee				59	Elected 9	127	58
ROONEY, Brian Dennis				117	Elected 4	Quota	2
STUART, Debra				53	Excluded	96	58
HARRIS, Wendy June				24	Excluded	54	33
McDONALD, Margaret				83	Elected 7	Quota	5
WEEDON, Mark Andrew				151	Elected 3	Quota	1
HARPER, Scott				14	Excluded	31	10
DOLLING, Dean Charles				410	Elected 1	Quota	1

BERRI BARMERA COUNCIL**Mayoral****3 candidates contesting 1 vacancy**

<i>Ballot Papers</i>				<i>Quota</i>	<i>1st Preference</i>	<i>Elected / Excluded</i>	<i>Votes at Election / Exclusion</i>	<i>Count</i>
<i>Formal</i>	<i>Informal</i>							
3973	6	0.2%	1987					
				<i>Votes</i>				
MILLINGTON, Pat				647			647	
NELSSON, Josie				994			994	
HUNT, Peter R.				2332	Elected 1		Quota	1

Councillor at Large**16 candidates contesting 10 vacancies**

<i>Ballot Papers</i>				<i>Quota</i>	<i>1st Preference</i>	<i>Elected / Excluded</i>	<i>Votes at Election / Exclusion</i>	<i>Count</i>
<i>Formal</i>	<i>Informal</i>							
3709	190	4.9%	338					
				<i>Votes</i>				
HIGGS, Geoff				597	Elected 2		Quota	1
BEECH, Vicki				242	Elected 4		Quota	3
CENTOFANTI, Rhonda Louise				609	Elected 1		Quota	1
CASEY, Bruce				173	Elected 6		Quota	33
ROLFE, Jim				150	Elected 10		292	88
RICHARDSON, Bruce Graeme				212	Elected 7		Quota	36
DUNSTONE, Kevin				133			291	
MARKOW, Anthony James				141	Excluded		190	52
THORNLEY, Greg				68	Excluded		85	13
KANAKARIS, Bill				252	Elected 5		Quota	4
STRIBLEY, Lisa				71	Excluded		98	21
MENZEL, John				39	Excluded		52	7
HILL, Les				222	Elected 8		Quota	52
CHAPPLE, Trevor Allan				181	Elected 9		Quota	52
FLETCHER, Barry John				516	Elected 3		Quota	1
CINC, Rudolf (Rudi)				103	Excluded		151	33

CITY OF BURNSIDE**Mayoral****3 candidates contesting 1 vacancy**

<i>Ballot Papers</i>				<i>Quota</i>	<i>1st Preference</i>	<i>Elected / Excluded</i>	<i>Votes at Election / Exclusion</i>	<i>Count</i>
<i>Formal</i>	<i>Informal</i>							
11462	56	0.5%	5732					
				<i>Votes</i>				
MORLEY, Ruth				3150			3953	
GREINER, Wendy				5308	Elected 1		Quota	2
JACOBSEN, Jim				3004	Excluded		3004	2

Beaumont Ward**8 candidates contesting 2 vacancies**

<i>Ballot Papers</i>				<i>Quota</i>	<i>1st Preference</i>	<i>Elected / Excluded</i>	<i>Votes at Election / Exclusion</i>	<i>Count</i>
<i>Formal</i>	<i>Informal</i>							
1960	30	1.5%	654					
				<i>Votes</i>				
FRASER, Joylene				134	Excluded		150	5
WARD, Allan Albert				357			448	
QUIRKE, Davina				420	Elected 1		Quota	16
SHEARN, Viv				100	Excluded		100	2
POWER, Lindsay				182	Excluded		231	8
HILLIER, Andrew				475	Elected 2		640	20
KERSHAW, Hollie				171	Excluded		274	12
GABRIELSEN, Michael				121	Excluded		124	3

Burnside Ward**5 candidates contesting 2 vacancies**

<i>Ballot Papers</i>				<i>Quota</i>	<i>1st Preference</i>	<i>Elected / Excluded</i>	<i>Votes at Election / Exclusion</i>	<i>Count</i>
<i>Formal</i>	<i>Informal</i>							
2068	25	1.2%	690					
				<i>Votes</i>				
CONNOLLY, Elizabeth				322	Excluded		353	4
BILLS, Graham Maynard				265	Excluded		265	2
LINCOLN, David Jeremy				678	Elected 1		Quota	2
CLARK, Liz				347			567	
GILBERT, Rob				456	Elected 2		Quota	5

Eastwood and Glenunga Ward - Failed Election**5 candidates contesting 2 vacancies**

Ballot Papers			Quota	1st Preference	Votes at		
Formal	Informal				Elected / Excluded	Election / Exclusion	Count
0	0		0				
Votes							
WAXMAN, Patsy							
WILKINS, Di							
McKENZIE, Ian Stuart							
MELICK, Jenni							
SCHNEIDER, John William							

Kensington Gardens & Magill Ward**9 candidates contesting 2 vacancies**

Ballot Papers			Quota	1st Preference	Votes at		
Formal	Informal				Elected / Excluded	Election / Exclusion	Count
1889	35	1.8%	630				
Votes							
HOWARD, Joanne							
CHANCE, Ian							
MILL, Robert James Henry							
OBST, Corey							
SCINTO, Grace							
FISHER, Anne							
DUFFY, Kevin							
COLLINS, Christopher							
RICH, Cheyne							

Kensington Park Ward**8 candidates contesting 2 vacancies**

Ballot Papers			Quota	1st Preference	Votes at		
Formal	Informal				Elected / Excluded	Election / Exclusion	Count
1915	43	2.2%	639				
Votes							
PAVAN, Peter							
BIANCO, Ellena							
MILIOS, Chris M							
ALCHIN, Vicki							
HARRIS, Peter							
GALANIS, George							
CARBONE, Julian Mark							
DAVEY, Jane							

Rose Park & Toorak Gardens Ward**7 candidates contesting 2 vacancies**

Ballot Papers			Quota	1st Preference	Votes at		
Formal	Informal				Elected / Excluded	Election / Exclusion	Count
1757	24	1.3%	586				
Votes							
STEINWEDEL, Andrew John							
MORLEY, Chris							
STOTT, Barbara							
ZACHARAKIS, Con							
FOENANDER, Stephen							
LORD, Felicity							
CORNISH, Peter							

CITY OF CAMPBELLTOWN**Mayoral****2 candidates contesting 1 vacancy**

Ballot Papers			Quota	1st Preference	Votes at		
Formal	Informal				Elected / Excluded	Election / Exclusion	Count
10179	48	0.5%	5090				
Votes							
BREWER, Simon							
WOODCOCK, Steve							

Area Councillor**8 candidates contesting 4 vacancies**

Ballot Papers			Quota	1st Preference	Votes at		
Formal	Informal				Elected / Excluded	Election / Exclusion	Count
9856	293	2.9%	1972				
Votes							
NICHOLS, Helen							
PRONOL, Claude							
WOODS, William Ashley							
FITZHARRIS, Anne							
AMBER, Max							
DURDEN, Jim							
LANG, Justin							
BRIA, Remo							

Hectorville Ward**6 candidates contesting 2 vacancies**

<i>Ballot Papers</i>			<i>Quota</i>	<i>1st Preference</i>	<i>Votes at</i>		
<i>Formal</i>	<i>Informal</i>				<i>Elected / Excluded</i>	<i>Election / Exclusion</i>	<i>Count</i>
2059	34	1.6%	687				
				<i>Votes</i>			
MOFFA, Angela				235	Excluded	303	8
BROWN, Lily				131	Excluded	152	5
BARRETT, Michael				131	Excluded	134	3
RYAN, Marijka				292		502	
KENNEDY, John				533	Elected 2	664	12
BLACK, Judy				737	Elected 1	Quota	1

Gorge Ward**4 candidates contesting 2 vacancies**

<i>Ballot Papers</i>			<i>Quota</i>	<i>1st Preference</i>	<i>Votes at</i>		
<i>Formal</i>	<i>Informal</i>				<i>Elected / Excluded</i>	<i>Election / Exclusion</i>	<i>Count</i>
2188	24	1.1%	730				
				<i>Votes</i>			
NICOL, Margaret				984	Elected 1	Quota	1
CODY, Terence				633	Elected 2	Quota	3
CENTOFANTI, Sante				247	Excluded	282	3
ALDENHOVEN, Lee				324		501	

Newton Ward**4 candidates contesting 2 vacancies**

<i>Ballot Papers</i>			<i>Quota</i>	<i>1st Preference</i>	<i>Votes at</i>		
<i>Formal</i>	<i>Informal</i>				<i>Elected / Excluded</i>	<i>Election / Exclusion</i>	<i>Count</i>
1951	54	2.7%	651				
				<i>Votes</i>			
DI FEDE, John				800	Elected 1	Quota	1
MATTHEWS, Marilyn				377		493	
WHITTAKER, Jill				591	Elected 2	Quota	3
HINKINS, Paul				183	Excluded	266	3

River Ward**5 candidates contesting 2 vacancies**

<i>Ballot Papers</i>			<i>Quota</i>	<i>1st Preference</i>	<i>Votes at</i>		
<i>Formal</i>	<i>Informal</i>				<i>Elected / Excluded</i>	<i>Election / Exclusion</i>	<i>Count</i>
1858	39	2.1%	620				
				<i>Votes</i>			
JAKACIC, Renato				258		519	
SEWELL, Margaret				675	Elected 1	Quota	1
DYMIT, Tony				229	Excluded	256	3
MATZICK, Jeanne				420	Elected 2	571	8
VAGNARELLI, Athos				276	Excluded	327	5

Woodforde Ward**3 candidates contesting 2 vacancies**

<i>Ballot Papers</i>			<i>Quota</i>	<i>1st Preference</i>	<i>Votes at</i>		
<i>Formal</i>	<i>Informal</i>				<i>Elected / Excluded</i>	<i>Election / Exclusion</i>	<i>Count</i>
2019	52	2.5%	674				
				<i>Votes</i>			
MURAS, Jane F.R.				917	Elected 1	Quota	1
GRIGG, Neville				538	Elected 2	Quota	2
BOYLE, Michael David				564		656	

DISTRICT COUNCIL OF CEDUNA**Mayoral****2 candidates contesting 1 vacancy**

<i>Ballot Papers</i>			<i>Quota</i>	<i>1st Preference</i>	<i>Votes at</i>		
<i>Formal</i>	<i>Informal</i>				<i>Elected / Excluded</i>	<i>Election / Exclusion</i>	<i>Count</i>
1224	5	0.4%	613				
				<i>Votes</i>			
EDWARDS, Victor				276		276	
SUTER, Allan				948	Elected 1	Quota	1

CITY OF CHARLES STURT**Mayoral****4 candidates contesting 1 vacancy**

<i>Ballot Papers</i>			<i>Quota</i>	<i>1st Preference</i>	<i>Votes at</i>		
<i>Formal</i>	<i>Informal</i>				<i>Elected / Excluded</i>	<i>Election / Exclusion</i>	<i>Count</i>
21798	171	0.8%	10900				
				<i>Votes</i>			
ROSSI, Joe				3701		4301	
MESCHINO, Carlo				2891	Excluded	2891	2
ANDERSON, Harold Frank				10829	Elected 1	Quota	2
RUSSO, Rina				4377		5035	

Grange Ward**5 candidates contesting 2 vacancies**

Ballot Papers				Quota	1st Preference	Votes at		
Formal	Informal		Elected / Excluded			Election / Exclusion	Count	
2693	104	3.7%		898				
SHIPP, Peter					303	Excluded	309	3
SYKES, Paul					639	Elected 2	Quota	7
NEWBLE, David Ian					308	Excluded	417	5
HOWLAND, John Hartley					523		729	
SCHEFFLER, Tom					920	Elected 1	Quota	1

Henley Ward**7 candidates contesting 2 vacancies**

Ballot Papers				Quota	1st Preference	Votes at		
Formal	Informal		Elected / Excluded			Election / Exclusion	Count	
3158	92	2.8%		1053				
MANUELRAYAN, Arunamarie					106	Excluded	106	2
FITZPATRICK, Jim					982	Elected 1	Quota	5
PHILLIPS, Bernie					342	Excluded	426	9
SMITH, Tony					228	Excluded	275	5
RANDALL, Bob					577		876	
RAU, Anna					793	Elected 2	1041	16
MAUK, Georg					130	Excluded	139	3

Woodville Ward**5 candidates contesting 2 vacancies**

Ballot Papers				Quota	1st Preference	Votes at		
Formal	Informal		Elected / Excluded			Election / Exclusion	Count	
2514	123	4.7%		839				
GRANT, Robert Hugh					724	Elected 2	Quota	5
GALMESA, Imelda					94	Excluded	105	3
FREAK, Brian Noel					1054	Elected 1	Quota	1
TAYLOR, Jenny					379		648	
SMITH, John Donald					263	Excluded	302	5

West Woodville Ward**3 candidates contesting 2 vacancies**

Ballot Papers				Quota	1st Preference	Votes at		
Formal	Informal		Elected / Excluded			Election / Exclusion	Count	
2713	188	6.5%		905				
WILSON, Garry Ernest					536		536	
KENEALLY, Angela					1088	Elected 2	Quota	1
WASYLENKO, Tolley					1089	Elected 1	Quota	1

Findon Ward**3 candidates contesting 2 vacancies**

Ballot Papers				Quota	1st Preference	Votes at		
Formal	Informal		Elected / Excluded			Election / Exclusion	Count	
2732	166	5.7%		911				
PINTO, John					1227	Elected 1	Quota	1
ANGELINO, Raffaele					911	Elected 2	Quota	1
HIRKIC, Senada					594		594	

Hindmarsh Ward**5 candidates contesting 2 vacancies**

Ballot Papers				Quota	1st Preference	Votes at		
Formal	Informal		Elected / Excluded			Election / Exclusion	Count	
2331	117	4.8%		778				
LUSCRI, Carmela					459	Elected 2	725	5
TSAVARIDIS, John					606		719	
WALLIS, Christopher					622	Elected 1	Quota	3
GOOD, Jodi					337	Excluded	430	3
RUSSO, Maria					307	Excluded	307	2

Beverley Ward**4 candidates contesting 2 vacancies**

Ballot Papers				Quota	1st Preference	Votes at		
Formal	Informal		Elected / Excluded			Election / Exclusion	Count	
2516	103	3.9%		839				
HARLEY, Mick					854	Elected 2	Quota	1
HALL, Phillip					441		441	
AGIUS, Edgar					950	Elected 1	Quota	1
HEINRICH, Anne Lorraine					271		271	

CLARE & GILBERT VALLEYS COUNCIL

Mayoral

3 candidates contesting 1 vacancy

<i>Ballot Papers</i>				<i>Quota</i>	<i>1st Preference</i>	<i>Votes at</i>		
<i>Formal</i>	<i>Informal</i>		<i>Elected / Excluded</i>			<i>Election / Exclusion</i>	<i>Count</i>	
3637	10	0.3%		1819				
				<i>Votes</i>				
BENGER, Don				746	Excluded	746		2
AUGHEY, Allan				1776	Elected 1	Quota		2
JACKA, Patricia				1115		1265		

Councillor at Large

13 candidates contesting 9 vacancies

<i>Ballot Papers</i>				<i>Quota</i>	<i>1st Preference</i>	<i>Votes at</i>		
<i>Formal</i>	<i>Informal</i>		<i>Elected / Excluded</i>			<i>Election / Exclusion</i>	<i>Count</i>	
3469	140	3.9%		347				
				<i>Votes</i>				
WURST, Sue				628	Elected 1	Quota		1
BURNS, Elizabeth Mary				416	Elected 3	Quota		1
PERRY, Helen Ruth				196	Elected 6	Quota		3
GOLDING, Nedd				547	Elected 2	Quota		1
RYE, Alan Robert				144	Elected 8	Quota		30
SCHWARZ, Dianne				336	Elected 5	Quota		2
THOMAS, Wayne Michael				400	Elected 4	Quota		1
CALVERT, Elizabeth				173	Elected 9	Quota		52
DOROCH, Peter				18	Excluded	28		9
HUTTON, Roger				109	Excluded	194		28
ACKLAND, Trevor				271	Elected 7	Quota		4
VIANT, Lynton Colin				202		288		
KROON, Peter				29	Excluded	42		16

DISTRICT COUNCIL OF COOBER PEDY

Councillor at Large

9 candidates contesting 8 vacancies

<i>Ballot Papers</i>				<i>Quota</i>	<i>1st Preference</i>	<i>Votes at</i>		
<i>Formal</i>	<i>Informal</i>		<i>Elected / Excluded</i>			<i>Election / Exclusion</i>	<i>Count</i>	
563	41	6.8%		63				
				<i>Votes</i>				
MORGAN, Alex				96	Elected 3	Quota		1
RAPAIC, Boro				128	Elected 1	Quota		1
WOON, Kevin				22	Elected 8	Quota		5
MAYLIN, Mike				77	Elected 4	Quota		1
SYKES, Geoffrey Norman				32	Elected 7	Quota		4
STAINES, Beverley Ann				47	Elected 6	Quota		3
WARDLE, Roanna				14		43		
DOULGERIS, Tina Maria				50	Elected 5	Quota		2
ATHANASIADIS, Paul				97	Elected 2	Quota		1

COORONG DISTRICT COUNCIL

Parks Ward

4 candidates contesting 2 vacancies

<i>Ballot Papers</i>				<i>Quota</i>	<i>1st Preference</i>	<i>Votes at</i>		
<i>Formal</i>	<i>Informal</i>		<i>Elected / Excluded</i>			<i>Election / Exclusion</i>	<i>Count</i>	
749	6	0.8%		250				
				<i>Votes</i>				
FAIRBAIRN, James Cook				169		193		
RICHARDSON, Denise Kaye				237	Elected 2	Quota		3
MATTNER, Peter K.				78	Excluded	79		3
HARKNESS, Richard James				265	Elected 1	Quota		1

Mallee Ward

5 candidates contesting 4 vacancies

<i>Ballot Papers</i>				<i>Quota</i>	<i>1st Preference</i>	<i>Votes at</i>		
<i>Formal</i>	<i>Informal</i>		<i>Elected / Excluded</i>			<i>Election / Exclusion</i>	<i>Count</i>	
986	20	2.0%		198				
				<i>Votes</i>				
JAENSCH, Alison Margaret				287	Elected 1	Quota		1
FREAK, Edward (Ted)				205	Elected 3	Quota		1
WOIDT, Dianne				110		178		
WRIGHT, Peter				133	Elected 4	Quota		3
MOORE, Heather Lillian				251	Elected 2	Quota		1

Lakes Ward**4 candidates contesting 3 vacancies**

Ballot Papers			Quota	1st Preference	Votes at		
Formal	Informal				Elected / Excluded	Election / Exclusion	Count
634	5	0.8%	159				
				Votes			
SCOBIE, Keith L.				297	Elected 1	Quota	1
SIMMONS, Paul				85	Elected 3	Quota	3
STROTHER, Roger				192	Elected 2	Quota	1
JAENSCH, Neville Ross				60		141	

DISTRICT COUNCIL OF THE COPPER COAST**Paskeville Ward****2 candidates contesting 1 vacancy**

Ballot Papers			Quota	1st Preference	Votes at		
Formal	Informal				Elected / Excluded	Election / Exclusion	Count
434	6	1.4%	218				
				Votes			
PENNA, Rod				165		165	
BUSSENSCHUTT, Brian				269	Elected 1	Quota	1

Moonta Ward**4 candidates contesting 3 vacancies**

Ballot Papers			Quota	1st Preference	Votes at		
Formal	Informal				Elected / Excluded	Election / Exclusion	Count
1524	22	1.4%	382				
				Votes			
SCHMIDT, Bruce				700	Elected 1	Quota	1
TONKIN, Tommy				403	Elected 2	Quota	1
DAVIS, Richard Hasse				130		274	
HANCOCK, Graham Lawrence				291	Elected 3	Quota	2

Walleroo Ward**4 candidates contesting 3 vacancies**

Ballot Papers			Quota	1st Preference	Votes at		
Formal	Informal				Elected / Excluded	Election / Exclusion	Count
1401	32	2.2%	351				
				Votes			
CLARKE, Bill				509	Elected 1	Quota	1
SIMS, Peter				338	Elected 3	Quota	2
MALE, Geoff				466	Elected 2	Quota	1
SHORT, Robert				88		122	

DISTRICT COUNCIL OF ELLISTON**Councillor at Large****12 candidates contesting 8 vacancies**

Ballot Papers			Quota	1st Preference	Votes at		
Formal	Informal				Elected / Excluded	Election / Exclusion	Count
713	14	1.9%	80				
				Votes			
TESSELAAR, Thomas				37	Elected 7	71	17
BURROWS, Karen				110	Elected 2	Quota	1
DANDY, Brian				60	Elected 5	Quota	12
HANCOCK, Malcolm				79	Elected 3	Quota	2
RIDGWAY, Richard Wakefield				31	Elected 8	67	17
KOUWENHOVEN, Theo				12	Excluded	15	6
WANDEL, Michael Rodney				217	Elected 1	Quota	1
SEAMAN, Ross				50	Elected 6	Quota	13
MANNERS, Gary Bernell				14	Excluded	44	12
WATSON, Amanda				15	Excluded	23	8
HITCHCOCK, Peter William				46	Elected 4	Quota	4
CLARK, Patrick				42		60	

TOWN OF GAWLER**Mayoral****2 candidates contesting 1 vacancy**

Ballot Papers			Quota	1st Preference	Votes at		
Formal	Informal				Elected / Excluded	Election / Exclusion	Count
4948	11	0.2%	2475				
				Votes			
SAMBELL, Brian Donald				2689	Elected 1	Quota	1
DAWKINS, Helena				2259		2259	

Councillor at Large**20 candidates contesting 10 vacancies**

Ballot Papers				Quota	1st Preference	Votes at		
Formal	Informal		Elected / Excluded			Election / Exclusion	Count	
4620	236	4.9%		421				
MORRIS, Gregory	509	Elected 2	Quota	1				
RUSSELL, Peter	206	Elected 10	405	236				
SHACKLEY, Adrian David	459	Elected 3	Quota	1				
HINTON, Janine	137	Excluded	213	91				
BARTLETT, Lillian Ivy	280	Elected 5	Quota	91				
DOUGLAS, Jenni	90	Excluded	103	10				
ROSIER, Stephen	163	Excluded	325	236				
STRAUSS, David Garnett Angrave	244	Elected 6	Quota	172				
ROGERS, Heather (nee Bergen)	101	Excluded	136	27				
FERGUSON, David	162	Excluded	258	172				
WOOLLATT, John Whitford	76	Excluded	78	5				
JOHNSTON, Penny	144	Elected 9	418	236				
PETTINA, Heather	141	Excluded	176	42				
ZORICH, Tom	378	Elected 4	Quota	5				
DREWETT, Phillip Maxwell	106	Excluded	121	17				
DENT, Patricia Anne	213	Elected 8	Quota	233				
FISCHER, Kevin	141	Excluded	196	67				
DIBBEN, Warren Frederick	262	Elected 7	Quota	172				
THOM, Brian	667	Elected 1	Quota	1				
MUTTON, Debra	141	Excluded	233	124				

REGIONAL COUNCIL OF GOYDER**Burra Ward****5 candidates contesting 3 vacancies**

Ballot Papers				Quota	1st Preference	Votes at		
Formal	Informal		Elected / Excluded			Election / Exclusion	Count	
846	5	0.6%		212				
BRADLEY, Bob	161	Elected 3	Quota	5				
WOODGATE, Colleen Y.	105	Excluded	115	3				
GILL, Adrian (Gilly)	122	Elected 2	Quota	3				
WRIGHT, Maureen	131		189					
REILLY, Peter	327	Elected 1	Quota	1				

Eudunda Ward**5 candidates contesting 2 vacancies**

Ballot Papers				Quota	1st Preference	Votes at		
Formal	Informal		Elected / Excluded			Election / Exclusion	Count	
664	6	0.9%		222				
PARTINGTON, Judy	252	Elected 1	Quota	1				
SIMPER, Stan	76	Excluded	93	5				
SCHILLER, Paul Arthur	134		177					
PFITZNER, Don	177	Elected 2	220	7				
PARKER, Roger	25	Excluded	30	3				

Robertstown Ward**2 candidates contesting 1 vacancy**

Ballot Papers				Quota	1st Preference	Votes at		
Formal	Informal		Elected / Excluded			Election / Exclusion	Count	
311	0	0.0%		156				
MOSEY, Warren Steward	183	Elected 1	Quota	1				
NIEMZ, Peter John	128		128					

DISTRICT COUNCIL OF GRANT**Central Ward****9 candidates contesting 7 vacancies**

Ballot Papers				Quota	1st Preference	Votes at		
Formal	Informal		Elected / Excluded			Election / Exclusion	Count	
2032	47	2.3%		255				
TAYLOR, Shane R.	262	Elected 3	Quota	1				
DEAK, Alex	211	Elected 6	Quota	5				
MORGAN, Jeanenne	164	Elected 7	Quota	8				
HILL, Alan Henry	360	Elected 2	Quota	1				
PORTER, Malcolm R.	217	Elected 5	Quota	3				
BAIN, Bruce James	232	Elected 4	Quota	2				
McEWEN, Pat	86		158					
SPEHR, Alan L.	67	Excluded	117	8				
COLLINS, Brian	433	Elected 1	Quota	1				

CITY OF HOLDFAST BAY

Mayoral

4 candidates contesting 1 vacancy

Ballot Papers				Quota	1st Preference	Votes at		
Formal	Informal		Elected / Excluded			Election / Exclusion	Count	
10782	44	0.4%		5392				
					Votes			
FERDINANDS, Kingsley						145		
EDWARDS, Rod						1923		
LUSH, Cheryl						1752		
ROLLOND, Ken					6962	Elected 1	Quota	1

Gleneig Ward

10 candidates contesting 3 vacancies

Ballot Papers				Quota	1st Preference	Votes at		
Formal	Informal		Elected / Excluded			Election / Exclusion	Count	
2280	40	1.7%		571				
					Votes			
DIXON, Peter						276		428
BONFIGLIO, Frances						93	Excluded	94
FISK, Bob						287	Elected 3	469
TSOULEAS, John						208	Excluded	350
BEH, Rowan Dean						517	Elected 1	Quota
HEYSEN, Peter						372	Elected 2	526
NANCARROW, David						195	Excluded	258
LAWRENCE, Julie						144	Excluded	213
RIORDAN, John						117	Excluded	132
STEFANAC, Mark A.						71	Excluded	71

Somerton Ward

5 candidates contesting 3 vacancies

Ballot Papers				Quota	1st Preference	Votes at		
Formal	Informal		Elected / Excluded			Election / Exclusion	Count	
2683	72	2.6%		671				
					Votes			
LOOKER, Tim						607	Elected 2	Quota
CRUTCHETT, Philip N.						575	Elected 3	Quota
CHALLANS, Garth James						383		529
BROWN, Denis Hackett						322	Excluded	345
BOUCHÉE, Mikki						796	Elected 1	Quota

Brighton Ward

7 candidates contesting 3 vacancies

Ballot Papers				Quota	1st Preference	Votes at		
Formal	Informal		Elected / Excluded			Election / Exclusion	Count	
2927	64	2.1%		732				
					Votes			
LONIE, Susan						450	Elected 2	Quota
KINNEAR, David Henry						218	Excluded	300
DONALDSON, John						356		562
NORTON, Alan C.						541	Elected 3	720
SWIDERCZUK, Dariusz Jan						97	Excluded	110
CLANCY, Rosemary Anne						1115	Elected 1	Quota
MOORMAN, Keith T.						150	Excluded	235

Seacliff Ward

7 candidates contesting 3 vacancies

Ballot Papers				Quota	1st Preference	Votes at		
Formal	Informal		Elected / Excluded			Election / Exclusion	Count	
2687	38	1.4%		672				
					Votes			
DEAKIN, Jon						591	Elected 2	Quota
GLAZBROOK, Dick						343		573
HUCKSTEPP, James D.						775	Elected 1	Quota
van CAMP, Lissa						266	Elected 3	595
JONES, Melanie						182	Excluded	191
YATES, Lynda						257	Excluded	314
MANN, John						273	Excluded	393

KANGAROO ISLAND COUNCIL

Mayoral

2 candidates contesting 1 vacancy

Ballot Papers				Quota	1st Preference	Votes at		
Formal	Informal		Elected / Excluded			Election / Exclusion	Count	
2061	12	0.6%		1031				
					Votes			
BATES, Jayne						1731	Elected 1	Quota
FOWLER, Matthew Robert						330		330

Councillor at Large**11 candidates contesting 9 vacancies**

Ballot Papers				Quota	1st Preference	Votes at		
Formal	Informal		Elected / Excluded			Election / Exclusion	Count	
2033	57	2.7%		204				
DAVIS, Bec				395	Elected 1	Quota	1	
TURNER, Milton				148	Elected 5	Quota	3	
de ROHAN, Susan				121	Elected 7	Quota	5	
MORRIS, Jenny				59	Excluded	108	9	
CONNELL, Graeme Crawford				125	Elected 8	Quota	6	
MORRIS, Mark John				362	Elected 2	Quota	1	
WICKHAM, Craig Lindsay				257	Elected 4	Quota	1	
DRAYSEY, Trevor Charles				82	Elected 9	195	16	
HARRIS, Ants				66		177		
BOXALL, Malcolm Robert				147	Elected 6	Quota	4	
WILLSON, Joy				271	Elected 3	Quota	1	

DISTRICT COUNCIL OF KAROONDA EAST MURRAY**Molineux Ward****3 candidates contesting 2 vacancies**

Ballot Papers				Quota	1st Preference	Votes at		
Formal	Informal		Elected / Excluded			Election / Exclusion	Count	
148	2	1.3%		50				
CLOTHIER, Mandy				17	Elected 2	Quota	2	
KERLEY, Trevor				121	Elected 1	Quota	1	
PHILIPS, Sharon Ann				10		43		

KINGSTON DISTRICT COUNCIL**Watervalley Ward****3 candidates contesting 2 vacancies**

Ballot Papers				Quota	1st Preference	Votes at		
Formal	Informal		Elected / Excluded			Election / Exclusion	Count	
246	9	3.5%		83				
McBRIDE, Keith Robert				77		79		
MORELAND, Dave				88	Elected 1	Quota	1	
ENGLAND, Chris				81	Elected 2	Quota	2	

Blackford Ward**3 candidates contesting 2 vacancies**

Ballot Papers				Quota	1st Preference	Votes at		
Formal	Informal		Elected / Excluded			Election / Exclusion	Count	
325	5	1.5%		109				
BRUCE, Charles				79		98		
LYON, Reg				87	Elected 2	Quota	2	
GARVIE, Ken				159	Elected 1	Quota	1	

Woolmit Ward**4 candidates contesting 3 vacancies**

Ballot Papers				Quota	1st Preference	Votes at		
Formal	Informal		Elected / Excluded			Election / Exclusion	Count	
390	4	1.0%		98				
HIGGINS, John				54		91		
FRANKLING, Sid				81	Elected 3	Quota	3	
USHER, Graham Donald				135	Elected 1	Quota	1	
FLINT, Evan Roy				120	Elected 2	Quota	1	

LIGHT REGIONAL COUNCIL**Mayoral****3 candidates contesting 1 vacancy**

Ballot Papers				Quota	1st Preference	Votes at		
Formal	Informal		Elected / Excluded			Election / Exclusion	Count	
3417	6	0.2%		1709				
REDDIE, Len				1127		1279		
KERIN, Rob				691	Excluded	691	2	
HORNSEY, Robert				1599	Elected 1	Quota	2	

Light Ward				4 candidates contesting 2 vacancies				
Ballot Papers				Quota	1st Preference	Votes at		Count
Formal	Informal					Elected / Excluded	Election / Exclusion	
832	25	2.9%	278					
				Votes				
SPARKS, Terry				98		98		
FYFE, Natalie Gwynn				113		113		
STANDISH, Wayne				310	Elected 2	Quota		1
REICHSTEIN, Lynette Elizabeth				311	Elected 1	Quota		1

Mudla Wirra Ward				4 candidates contesting 3 vacancies				
Ballot Papers				Quota	1st Preference	Votes at		Count
Formal	Informal					Elected / Excluded	Election / Exclusion	
653	14	2.1%	164					
				Votes				
GRAHAM, Peter Alan				272	Elected 1	Quota		1
CLOSE, Bill				250	Elected 2	Quota		1
DUCZEK, John Charles				61		136		
KUBISCH, Ron				70	Elected 3	Quota		3

DISTRICT COUNCIL OF LOXTON WAIKERIE				2 candidates contesting 1 vacancy				
Mayoral				Quota	1st Preference	Votes at		Count
Ballot Papers						Elected / Excluded	Election / Exclusion	
4487	6	0.1%	2244					
				Votes				
MAYWALD, Dean Richard				2397	Elected 1	Quota		1
PETCH, John				2090		2090		

Councillor at Large				15 candidates contesting 12 vacancies				
Ballot Papers				Quota	1st Preference	Votes at		Count
Formal	Informal					Elected / Excluded	Election / Exclusion	
4228	234	5.2%	326					
				Votes				
FLAVEL, Jody				521	Elected 3	Quota		1
ROGERS, Barry				165	Elected 12	311		40
SIMES, Frances				423	Elected 5	Quota		1
CROTHERS, Ali				107	Excluded	197		21
KIMBER, Ben				119	Elected 10	Quota		21
MALTHOUSE, Margaret				113	Elected 11	322		40
HILLIER, Alan				132	Excluded	279		40
COPELAND, Ross				551	Elected 2	Quota		1
STASINOWSKY, Leon				715	Elected 1	Quota		1
HASLAM, Bert				313	Elected 6	Quota		2
WARD, Mark Leslie				141	Elected 9	Quota		7
WEBBER, Kym				236	Elected 7	Quota		4
CLARK, George				198	Elected 8	Quota		5
CLAYDON, John				15	Excluded	56		11
VOWLES, Michael John				479	Elected 4	Quota		1

DISTRICT COUNCIL OF MALLALA				3 candidates contesting 2 vacancies				
Dublin Ward				Quota	1st Preference	Votes at		Count
Ballot Papers						Elected / Excluded	Election / Exclusion	
387	13	3.3%	130					
				Votes				
KEEN, Terry-Anne				119	Elected 2	Quota		2
TRESTRAIL, Norman Leslie				103		114		
JONES, Stephen Edward				165	Elected 1	Quota		1

Mallala Ward				4 candidates contesting 2 vacancies				
Ballot Papers				Quota	1st Preference	Votes at		Count
Formal	Informal					Elected / Excluded	Election / Exclusion	
452	7	1.5%	151					
				Votes				
HOWARD, Yvonne				94	Elected 2	Quota		2
PARSONS, Dave				37		60		
STRUDWICKE, Marcus				281	Elected 1	Quota		1
CORDON, Carolyn				40		69		

Two Wells Ward**6 candidates contesting 3 vacancies**

Ballot Papers			Quota	1st Preference	Votes at		
Formal	Informal				Elected / Excluded	Election / Exclusion	Count
579	15	2.5%	145				
				Votes			
DANIELE, Joe				285	Elected 1	Quota	1
HELEY, Shane				32	Excluded	47	4
FLAHERTY, Tony				90	Elected 2	Quota	2
PICARD, Michael				60		114	
KENNEDY, Steve				72	Elected 3	139	10
GODFREY, Dean Herbert				40	Excluded	58	7

Lewiston Ward**5 candidates contesting 4 vacancies**

Ballot Papers			Quota	1st Preference	Votes at		
Formal	Informal				Elected / Excluded	Election / Exclusion	Count
597	23	3.7%	120				
				Votes			
SUMMERTON, Tom				106	Elected 3	Quota	2
FABRICI, Rudi				179	Elected 1	Quota	1
PICARD, Anne				140	Elected 2	Quota	1
KENNINGTON, Duncan				112	Elected 4	Quota	2
LLOYD, Melissa				60		87	

CITY OF MARION**Mayoral****3 candidates contesting 1 vacancy**

Ballot Papers			Quota	1st Preference	Votes at		
Formal	Informal				Elected / Excluded	Election / Exclusion	Count
17027	89	0.5%	8514				
				Votes			
COLE, Andrew				1992	Excluded	1992	2
LEWIS, Felicity-ann				7709	Elected 1	8345	2
HULL, Bruce William				7326		7988	

East Ward**6 candidates contesting 3 vacancies**

Ballot Papers			Quota	1st Preference	Votes at		
Formal	Informal				Elected / Excluded	Election / Exclusion	Count
4001	115	2.8%	1001				
				Votes			
GRZESKOWIAK, Natalie Jane				924	Elected 2	Quota	3
SATTERTHWAITE, Michael Dean				419	Excluded	499	6
TILBROOK, Christopher				1076	Elected 1	Quota	1
BURTON, Marilyn Ann				299	Excluded	315	3
VELISKOU, Vicky				842	Elected 3	Quota	6
NAJAR, Kathy				441		667	

West Ward**8 candidates contesting 3 vacancies**

Ballot Papers			Quota	1st Preference	Votes at		
Formal	Informal				Elected / Excluded	Election / Exclusion	Count
4567	108	2.3%	1142				
				Votes			
VELISKOU, Jason				1286	Elected 1	Quota	1
MUDGE, Steven				475	Elected 3	1026	26
PEIKERT, James				300	Excluded	477	8
WOODIFIELD, David				352	Excluded	391	5
WOOLLEY, Ray				180	Excluded	184	3
MURPHY, Dan				412	Excluded	556	16
BROWN, Vincent Neil				597		909	
WHENNAN, Irene M.				965	Elected 2	Quota	8

Central Ward**6 candidates contesting 3 vacancies**

Ballot Papers			Quota	1st Preference	Votes at		
Formal	Informal				Elected / Excluded	Election / Exclusion	Count
4485	131	2.8%	1122				
				Votes			
CRILLY, Kath				384		442	
BOUWENS, Carol				1027	Elected 3	Quota	3
VERRALL, Frank				1032	Elected 2	Quota	3
TELFER, Raelene June				1326	Elected 1	Quota	1
SOUTHERN, Fran				359		582	
HALL, Beryl				357	Excluded	376	3

South Ward**5 candidates contesting 3 vacancies**

Ballot Papers			Quota	1st Preference	Votes at		
Formal	Informal				Elected / Excluded	Election / Exclusion	Count
3493	78	2.2%	874				
				Votes			
DURWARD, Rob				611	Elected 3	865	5
BAYLISS, Joel Baden				739	Elected 2	Quota	3
BORST, René				316	Excluded	382	3
WESTWOOD, Nick				495		850	
CONNOR, Cheryl				1332	Elected 1	Quota	1

MID MURRAY COUNCIL**Mayoral****2 candidates contesting 1 vacancy**

Ballot Papers			Quota	1st Preference	Votes at		
Formal	Informal				Elected / Excluded	Election / Exclusion	Count
4134	30	0.7%	2068				
				Votes			
MANN, Ian R.				2400	Elected 1	Quota	1
EVERSHAM, Tony				1734		1734	

Randell Ward**7 candidates contesting 3 vacancies**

Ballot Papers			Quota	1st Preference	Votes at		
Formal	Informal				Elected / Excluded	Election / Exclusion	Count
1503	15	1.0%	376				
				Votes			
TAYLOR, Brian				256	Elected 3	Quota	10
MORRISSEY, Mick				266	Elected 2	Quota	5
SMITH-ROWE, Christine				76	Excluded	112	5
SMITH, Peter R.				107	Excluded	184	10
DRINKWATER, Gabrielle Liane				59	Excluded	98	3
MEAD, Rosalie				84		224	
YEATES, Kerry				655	Elected 1	Quota	1

River South Ward**3 candidates contesting 2 vacancies**

Ballot Papers			Quota	1st Preference	Votes at		
Formal	Informal				Elected / Excluded	Election / Exclusion	Count
655	14	2.1%	219				
				Votes			
HEINRICH, Kenneth George				142		142	
BURGESS, Dave				286	Elected 1	Quota	1
MILSOM, Peter				227	Elected 2	Quota	1

Sturt Ward**3 candidates contesting 2 vacancies**

Ballot Papers			Quota	1st Preference	Votes at		
Formal	Informal				Elected / Excluded	Election / Exclusion	Count
644	17	2.6%	215				
				Votes			
SCHULTZ, Ros				297	Elected 1	Quota	1
BORMANN, Inez				178	Elected 2	Quota	2
ROTHER, Allan John				169		195	

River North Ward**4 candidates contesting 3 vacancies**

Ballot Papers			Quota	1st Preference	Votes at		
Formal	Informal				Elected / Excluded	Election / Exclusion	Count
979	27	2.7%	245				
				Votes			
SAYERS, Ken				324	Elected 1	Quota	1
MYERS, Kevin Paul				315	Elected 2	Quota	1
HASHEMI, Sayed				65		65	
HARRIS, Ross Stephen				275	Elected 3	Quota	1

Reedy Creek Ward**4 candidates contesting 1 vacancy**

Ballot Papers			Quota	1st Preference	Votes at		
Formal	Informal				Elected / Excluded	Election / Exclusion	Count
391	2	0.5%	196				
				Votes			
TOWNSEND, David				77	Excluded	84	3
KENNY, Michael				65	Excluded	65	2
HOWIE, Jeff				138	Elected 1	Quota	3
COCKER, David				111		131	

CITY OF MITCHAM

Mayoral

3 candidates contesting 1 vacancy

<i>Ballot Papers</i>				<i>1st Preference</i>			
<i>Formal</i>	<i>Informal</i>		<i>Quota</i>	<i>Elected / Excluded</i>	<i>Votes at Election / Exclusion</i>		<i>Count</i>
13577	36	0.3%	6789				
				<i>Votes</i>			
DAVID, Reynold				3583	Excluded	3583	2
MARSHALL, Bob				4534		5628	
BROOKS, Ivan Murray				5460	Elected 1	6415	2

Boorman Ward

5 candidates contesting 2 vacancies

<i>Ballot Papers</i>				<i>1st Preference</i>			
<i>Formal</i>	<i>Informal</i>		<i>Quota</i>	<i>Elected / Excluded</i>	<i>Votes at Election / Exclusion</i>		<i>Count</i>
2292	45	1.9%	765				
				<i>Votes</i>			
WEAVER, Judith				795	Elected 2	Quota	1
NECHVOGLOD, Victor				358		358	
FAROOQI, Khalid Mahmood				119		119	
McGRATH, Damien				171		171	
PICTON, Michael				849	Elected 1	Quota	1

Gault Ward

3 candidates contesting 2 vacancies

<i>Ballot Papers</i>				<i>1st Preference</i>			
<i>Formal</i>	<i>Informal</i>		<i>Quota</i>	<i>Elected / Excluded</i>	<i>Votes at Election / Exclusion</i>		<i>Count</i>
1971	73	3.6%	658				
				<i>Votes</i>			
HUDSON, Grant				928	Elected 1	Quota	1
FISHER, Stephen				580	Elected 2	Quota	2
ANNELLS, Stephen James				463		588	

Overton Ward

5 candidates contesting 2 vacancies

<i>Ballot Papers</i>				<i>1st Preference</i>			
<i>Formal</i>	<i>Informal</i>		<i>Quota</i>	<i>Elected / Excluded</i>	<i>Votes at Election / Exclusion</i>		<i>Count</i>
1827	51	2.7%	610				
				<i>Votes</i>			
MUNCHENBERG, Ashley James				311		496	
YOUNG, Zane				426	Elected 2	609	5
HAIN, John				292	Excluded	345	3
SANDERSON, John Liddell				516	Elected 1	Quota	3
HART, Greg				282	Excluded	282	2

Babbage Ward

4 candidates contesting 2 vacancies

<i>Ballot Papers</i>				<i>1st Preference</i>			
<i>Formal</i>	<i>Informal</i>		<i>Quota</i>	<i>Elected / Excluded</i>	<i>Votes at Election / Exclusion</i>		<i>Count</i>
2149	64	2.9%	717				
				<i>Votes</i>			
WARREN, Richard				521	Elected 2	693	4
GIBBS LUDBROOK, Diana				771	Elected 1	Quota	1
WILSON, Shaun				392	Excluded	427	3
GELLIE, Christopher				465		568	

Craigburn Ward

8 candidates contesting 3 vacancies

<i>Ballot Papers</i>				<i>1st Preference</i>			
<i>Formal</i>	<i>Informal</i>		<i>Quota</i>	<i>Elected / Excluded</i>	<i>Votes at Election / Exclusion</i>		<i>Count</i>
2782	41	1.5%	696				
				<i>Votes</i>			
PERRY, Ian				531	Elected 2	Quota	9
HAWKINS, Robert J.				173	Excluded	181	4
GRIMM, Elaine				679	Elected 1	Quota	2
ELLIOTT, Nat				428		603	
FOLEY, Julie				203	Excluded	257	6
WOOLHOUSE, Steven				230	Excluded	330	9
CHENNELL, Heather Rose				422	Elected 3	641	16
JACOBS, Robert Bruce				116	Excluded	116	2

The Park Ward

4 candidates contesting 2 vacancies

<i>Ballot Papers</i>				<i>1st Preference</i>			
<i>Formal</i>	<i>Informal</i>		<i>Quota</i>	<i>Elected / Excluded</i>	<i>Votes at Election / Exclusion</i>		<i>Count</i>
2171	58	2.6%	724				
				<i>Votes</i>			
WARD, Mark				548	Elected 2	Quota	3
SAUNDERS, Robert Charles				234	Excluded	311	3
DAVIDSON, Michael James				338		551	
CAMPBELL, Colin				1051	Elected 1	Quota	1

DISTRICT COUNCIL OF MOUNT BARKER

Mayoral

3 candidates contesting 1 vacancy

Ballot Papers				Quota	1st Preference	Votes at		
Formal	Informal		Elected / Excluded			Election / Exclusion	Count	
5783	30	0.5%		2892				
					Votes			
SCALAMERA, Gary Enrico					944		944	
WALES, Tony					1895		1895	
FERGUSON, Ann					2944	Elected 1	Quota	1

North Ward

8 candidates contesting 4 vacancies

Ballot Papers				Quota	1st Preference	Votes at		
Formal	Informal		Elected / Excluded			Election / Exclusion	Count	
2258	39	1.7%		452				
					Votes			
CAMPBELL, Lindsay Charles					317	Elected 3	438	13
STOKES, Lyn					270	Elected 4	433	13
BRAZHER-De LAINE, Kathy					349	Elected 2	Quota	7
SKEY, David					179	Excluded	203	4
KUCHEL, Jason Gregory					449	Elected 1	Quota	2
ALLEN, Jeannette					306		430	
CHESTER, Peter					176	Excluded	176	2
CLARKE, Colin					212	Excluded	267	7

Central Ward

9 candidates contesting 4 vacancies

Ballot Papers				Quota	1st Preference	Votes at		
Formal	Informal		Elected / Excluded			Election / Exclusion	Count	
2375	56	2.3%		476				
					Votes			
FULBROOK, John					190	Excluded	208	3
ZANKER, Joan					372	Elected 4	Quota	15
ROGERS, Nathan					215		377	
CARUANA, Lawrie					202	Excluded	268	9
MEAD, Darren Scott					98	Excluded	98	2
BAILS, Michael					336	Elected 2	Quota	9
GAMBLE, Bruce					408	Elected 1	Quota	9
McCARTY, Douglas					200	Excluded	225	5
HAMILTON, Susan					354	Elected 3	Quota	9

South Ward

5 candidates contesting 2 vacancies

Ballot Papers				Quota	1st Preference	Votes at		
Formal	Informal		Elected / Excluded			Election / Exclusion	Count	
1120	22	1.9%		374				
					Votes			
KELMAN, Alison Caroline					102	Excluded	105	3
IRVINE, Roger Stuart					405	Elected 1	Quota	1
DOWDING, Jenni					173		326	
RIGBY, Mike					207	Excluded	228	5
WILKSCH, Margaret					233	Elected 2	339	7

CITY OF MOUNT GAMBIER

Mayoral

2 candidates contesting 1 vacancy

Ballot Papers				Quota	1st Preference	Votes at		
Formal	Informal		Elected / Excluded			Election / Exclusion	Count	
8355	28	0.3%		4178				
					Votes			
PERRYMAN, Steve					7211	Elected 1	Quota	1
NEWELL, Martin					1144		1144	

East Ward

7 candidates contesting 5 vacancies

Ballot Papers				Quota	1st Preference	Votes at		
Formal	Informal		Elected / Excluded			Election / Exclusion	Count	
4276	91	2.1%		713				
					Votes			
MOODY, Neville					505		691	
MUSTAFA, Gala					425	Excluded	498	4
MAHER, Jim					511	Elected 5	Quota	7
PASIN, Tony					1190	Elected 1	Quota	1
McDONOUGH, Daniel					770	Elected 2	Quota	1
SMITH, Allen					526	Elected 4	Quota	5
KYRIMIS, John					349	Elected 3	Quota	5

West Ward**6 candidates contesting 5 vacancies**

Ballot Papers			Quota	1st Preference	Elected / Excluded	Votes at Election / Exclusion	Count
Formal	Informal						
3962	75	1.9%	661				
Votes							
HARFIELD, Byron	1296			Elected 1	Quota		1
MUTTON, Des	473			Elected 4	Quota		2
FAIRWEATHER, Penny	812			Elected 3	Quota		1
WHITE, Mervyn Robert	920			Elected 2	Quota		1
DRINKELL, Owen	187				549		
COSCARELLI, Eugene	274			Elected 5	Quota		5

DISTRICT COUNCIL OF MOUNT REMARKABLE**Coastal Ward****3 candidates contesting 2 vacancies**

Ballot Papers			Quota	1st Preference	Elected / Excluded	Votes at Election / Exclusion	Count
Formal	Informal						
447	5	1.1%	150				
Votes							
HODGSON, Bill	193			Elected 1	Quota		1
LEUE, Gordon Albert	153			Elected 2	Quota		1
VORMISTER, Stephen	101				101		

Forest Ward**2 candidates contesting 1 vacancy**

Ballot Papers			Quota	1st Preference	Elected / Excluded	Votes at Election / Exclusion	Count
Formal	Informal						
271	1	0.4%	136				
Votes							
KRETSCHMER, Paul Raymond	175			Elected 1	Quota		1
O'DONNELL, Pat	96				96		

THE RURAL CITY OF MURRAY BRIDGE**Mayoral****2 candidates contesting 1 vacancy**

Ballot Papers			Quota	1st Preference	Elected / Excluded	Votes at Election / Exclusion	Count
Formal	Informal						
5143	20	0.4%	2572				
Votes							
COVENTRY, Ken	1939				1939		
ARBON, Allan Ernest	3204			Elected 1	Quota		1

Mobilong Ward**5 candidates contesting 3 vacancies**

Ballot Papers			Quota	1st Preference	Elected / Excluded	Votes at Election / Exclusion	Count
Formal	Informal						
1773	37	2.0%	444				
Votes							
LEYLAND, Kath	186				186		
SCHUBERT, Clem	461			Elected 3	Quota		1
WILSON, Jerry	467			Elected 2	Quota		1
CODRINGTON, Martyn	97				97		
WEINMANN, Theo	562			Elected 1	Quota		1

Brinkley Ward**5 candidates contesting 3 vacancies**

Ballot Papers			Quota	1st Preference	Elected / Excluded	Votes at Election / Exclusion	Count
Formal	Informal						
1768	49	2.7%	443				
Votes							
CHEESEMAN, Wayne Dean	154			Excluded	156		4
LAUBSCH, Barry Douglas	494			Elected 1	Quota		1
TAYLOR, Debra Fay	297				375		
WEINERT, Milton	430			Elected 2	Quota		2
ENGLAND, Bob	393			Elected 3	Quota		4

Monarto Ward**4 candidates contesting 3 vacancies**

Ballot Papers			Quota	1st Preference	Elected / Excluded	Votes at Election / Exclusion	Count
Formal	Informal						
1632	39	2.3%	409				
Votes							
PHILLIPS, June Irene	538			Elected 1	Quota		1
SIMMONS, Keith William	400			Elected 3	Quota		2
NUTT, Phil	435			Elected 2	Quota		1
SANDERS, Fred	259				312		

NARACOORTE LUCINDALE COUNCIL

Mayoral

2 candidates contesting 1 vacancy

Ballot Papers				Quota	1st Preference	Votes at		
Formal	Informal					Elected / Excluded	Election / Exclusion	Count
3747	14	0.4%	1874					
				Votes				
GRUNDY, Ken				2255	Elected 1	Quota		1
COBBLEDICK, Bill				1492		1492		

Councillor at Large

16 candidates contesting 10 vacancies

Ballot Papers				Quota	1st Preference	Votes at		
Formal	Informal					Elected / Excluded	Election / Exclusion	Count
3641	111	3.0%	332					
				Votes				
DAVIES, Joe				193	Excluded	288		90
McLACHLAN, Scott				242	Elected 6	Quota		23
JARED, Ashley				424	Elected 2	Quota		1
BELL, Ann				192	Elected 10	307		90
RAYNER, Trevor Gordon				326	Elected 5	Quota		2
LUDWIG, Judy				75	Excluded	88		13
ROBERTS, Ellis Leonard				81	Excluded	123		23
JAMES, Jim				171	Elected 9	322		90
WISBEY, Jenny				216	Elected 7	Quota		58
McGUIRE, Craig William				212	Elected 8	323		90
KELLY, Jamie				386	Elected 3	Quota		1
DAVIDSON, Andy				18	Excluded	21		7
VICKERY, Erika				384	Elected 4	Quota		1
HOOD, David Murray				508	Elected 1	Quota		1
TRAVERS, Liz				104	Excluded	206		58
SCHULTZ, Helen				109	Excluded	138		38

NORTHERN AREAS COUNCIL

Jamestown Ward

5 candidates contesting 4 vacancies

Ballot Papers				Quota	1st Preference	Votes at		
Formal	Informal					Elected / Excluded	Election / Exclusion	Count
913	13	1.4%	183					
				Votes				
CLARK, Denis Vincent				301	Elected 1	Quota		1
ROBINSON, Merv				202	Elected 2	Quota		1
COOKE, Annette May				78		100		
CATFORD, Malcolm				162	Elected 3	Quota		2
SPARKS, Fred (Twink)				170	Elected 4	Quota		2

Georgetown Ward

2 candidates contesting 1 vacancy

Ballot Papers				Quota	1st Preference	Votes at		
Formal	Informal					Elected / Excluded	Election / Exclusion	Count
310	0	0.0%	156					
				Votes				
BURGESS, Jeff				141		141		
LANG, Roger				169	Elected 1	Quota		1

CITY OF NORWOOD, PAYNEHAM & ST PETERS

Stepney/Maylands Ward

5 candidates contesting 2 vacancies

Ballot Papers				Quota	1st Preference	Votes at		
Formal	Informal					Elected / Excluded	Election / Exclusion	Count
1038	35	3.3%	347					
				Votes				
MARCUCCHITTI, Lucy				462	Elected 1	Quota		1
MOORE, Evonne				368	Elected 2	Quota		1
AYLWARD, Joe				110		110		
LILLEY, Dawn				24		24		
VILLIOS, Nik				74		74		

Torrens Ward

4 candidates contesting 3 vacancies

Ballot Papers				Quota	1st Preference	Votes at		
Formal	Informal					Elected / Excluded	Election / Exclusion	Count
1454	47	3.1%	364					
				Votes				
MINNEY, John				604	Elected 1	Quota		1
SIMS, Scott				241	Elected 3	Quota		3
GARNER, Paul				129		341		
KNOBLAUCH, Garry John				480	Elected 2	Quota		1

Payneham Ward**4 candidates contesting 2 vacancies**

Ballot Papers			Quota	1st Preference	Elected / Excluded	Votes at Election / Exclusion	Count
Formal	Informal						
1216	13	1.1%	406				
DUKE, Kevin John				480	Elected 1	Quota	1
WINDERLICH, David				192		192	
BALDASSI, Deborah				134		134	
DOTTORE, Carlo				410	Elected 2	Quota	1

Trinity Ward**4 candidates contesting 2 vacancies**

Ballot Papers			Quota	1st Preference	Elected / Excluded	Votes at Election / Exclusion	Count
Formal	Informal						
1197	17	1.4%	400				
GRANOZIO, Connie				602	Elected 1	Quota	1
MURADA, David				186		342	
MANSER, Lance				263	Elected 2	Quota	3
EYERS-WHITE, Arna				146	Excluded	170	3

West Norwood Ward**3 candidates contesting 2 vacancies**

Ballot Papers			Quota	1st Preference	Elected / Excluded	Votes at Election / Exclusion	Count
Formal	Informal						
889	16	1.8%	297				
HATCH, Karin				187		219	
WHITINGTON, Sue				276	Elected 2	Quota	2
WORMALD, Paul				426	Elected 1	Quota	1

Kensington Ward - Failed Election**3 candidates contesting 2 vacancies**

Ballot Papers			Quota	1st Preference	Elected / Excluded	Votes at Election / Exclusion	Count
Formal	Informal						
0	0		0				
PIERSON, Christine							
STOCK, Mike							
KLEANTHI, Effy							

CITY OF ONKAPARINGA**Mayoral****9 candidates contesting 1 vacancy**

Ballot Papers			Quota	1st Preference	Elected / Excluded	Votes at Election / Exclusion	Count
Formal	Informal						
24222	142	0.6%	12112				
PARSLOW, Darryl				7002		8751	
GLASS, Stewart				1599	Excluded	1994	25
BECKER, Barry J.				705	Excluded	742	3
REILLY, R.M.				512	Excluded	512	2
ROSENBERG, Lorraine Florence				8680	Elected 1	10407	79
GREAVES, Heidi Lee				2758	Excluded	3452	45
KUSZNIR, Alex				788	Excluded	881	9
McCLELLAND, Mike				785	Excluded	829	5
MORGAN, Tommy				1393	Excluded	1620	15

Wine Coast Ward**7 candidates contesting 4 vacancies**

Ballot Papers			Quota	1st Preference	Elected / Excluded	Votes at Election / Exclusion	Count
Formal	Informal						
6075	323	5.0%	1216				
ARBON, David Edward				768	Elected 4	Quota	9
PRATT, Graham				509	Excluded	716	8
HOULAHAN, John				366	Excluded	468	4
PEAT, Richard				1455	Elected 2	Quota	1
APAP, George				1653	Elected 1	Quota	1
WENHAM, Yvonne				883	Elected 3	Quota	4
MATHWIN, John				441		911	

Mid South Coast Ward**8 candidates contesting 4 vacancies**

Ballot Papers				Quota	1st Preference	Votes at		
Formal	Informal					Elected / Excluded	Election / Exclusion	Count
4898	283	5.5%		980				
					Votes			
MANSON, Rex					577	Elected 4	896	18
SWANN, Nick					974	Elected 2	Quota	3
HAMMOND, Alan					531		882	
JAMIESON, Bill					848	Elected 3	Quota	6
CAMPBELL, Bob					294	Excluded	295	3
ALLEN, Brian John					370	Excluded	556	11
DOUGLAS, Colin George					304	Excluded	342	6
FERGUSON, Artie					1000	Elected 1	Quota	1

Knox Ward**5 candidates contesting 4 vacancies**

Ballot Papers				Quota	1st Preference	Votes at		
Formal	Informal					Elected / Excluded	Election / Exclusion	Count
4087	241	5.6%		818				
					Votes			
BROWN, Rodney Arthur					1139	Elected 1	Quota	1
OAKES, Alan					807	Elected 3	Quota	2
ALFORD, Nigel					564	Elected 4	Quota	4
ERWIN, Doreen					1068	Elected 2	Quota	1
BRIDGLAND, Graham S.					509		765	

Pimpala Ward**7 candidates contesting 4 vacancies**

Ballot Papers				Quota	1st Preference	Votes at		
Formal	Informal					Elected / Excluded	Election / Exclusion	Count
3951	195	4.7%		791				
					Votes			
OLBRICH, Greg					470	Elected 4	762	15
DORMAND, Charles Edington					334	Excluded	452	9
GILLET, Dennis Norman					247	Excluded	274	5
BARNES, Damien					377		622	
BROWN, Sandra					873	Elected 2	Quota	1
SCHULZE, Peter					890	Elected 1	Quota	1
NASH, Sharon					760	Elected 3	Quota	2

Thalassa Ward**8 candidates contesting 4 vacancies**

Ballot Papers				Quota	1st Preference	Votes at		
Formal	Informal					Elected / Excluded	Election / Exclusion	Count
4172	164	3.8%		835				
					Votes			
de JONGE, Robert Leendert					644	Elected 3	Quota	9
MAZZACHI, Dale					541	Elected 4	711	16
COOMANS, Bill					622	Elected 2	Quota	9
FLETCHER, Trevor Paul					1244	Elected 1	Quota	1
HUGHES, Anthony					129	Excluded	153	3
SANDERSON, Roger					443		706	
OVERDUIN, Jan-Paul					202	Excluded	258	5
CHADWICK, Helen					347	Excluded	411	9

DISTRICT COUNCIL OF ORROROO/CARRIETON**Councillor at Large****10 candidates contesting 9 vacancies**

Ballot Papers				Quota	1st Preference	Votes at		
Formal	Informal					Elected / Excluded	Election / Exclusion	Count
544	6	1.1%		55				
					Votes			
SCHMIDT, Lorna A.					46	Elected 6	Quota	3
BOWMAN, Kathie					170	Elected 1	Quota	1
SHACKLEFORD, Murray					29	Elected 9	50	8
ROWE, Gay					24	Elected 7	Quota	5
LUCKRAFT, Warren Noel					37	Elected 4	Quota	2
SOLLY, Ray					17		41	
CASE, Faye					24	Elected 8	Quota	5
BYERLEE, J. Malcolm					68	Elected 3	Quota	1
PARKYN, Col					31	Elected 5	Quota	2
WHITE, Anthony J.					98	Elected 2	Quota	1

DISTRICT COUNCIL OF PETERBOROUGH

Councillor at Large

10 candidates contesting 8 vacancies

Ballot Papers			Quota	1st Preference	Votes at		
Formal	Informal				Elected / Excluded	Election / Exclusion	Count
916	19	2.0%	102				
				Votes			
MILLS, Shane				89	Elected 4	Quota	3
McCREADY, John				85	Elected 5	Quota	3
MESECKE, Scott				228	Elected 2	Quota	1
LOCK, Lyn				70	Elected 6	Quota	3
HARDBOTTLE, Frank William				27		86	
BARNETT, Leslie Robert				4	Excluded	20	9
GLADWELL, Bob				44	Elected 7	Quota	5
CLAPP, Leon				56	Elected 3	Quota	2
KEMPEN, Judith				23	Elected 8	96	14
SANDLAND, John				290	Elected 1	Quota	1

CITY OF PLAYFORD

Mayoral

2 candidates contesting 1 vacancy

Ballot Papers			Quota	1st Preference	Votes at		
Formal	Informal				Elected / Excluded	Election / Exclusion	Count
13260	77	0.6%	6631				
				Votes			
BAKER, Marilyn				6623		6623	
LINDELL, Martin David				6637	Elected 1	Quota	1

Ward 1

9 candidates contesting 3 vacancies

Ballot Papers			Quota	1st Preference	Votes at		
Formal	Informal				Elected / Excluded	Election / Exclusion	Count
2598	70	2.6%	650				
				Votes			
MUSOLINO, Dino				571	Elected 1	Quota	5
WILSON, Kevin				224	Excluded	297	15
NGUYEN, Thuan				359		523	
ARHARIDIS, Terry				100	Excluded	122	3
EYNDHOVEN, John				175	Excluded	200	10
BOUNDY, Geoff				577	Elected 2	Quota	10
NORRIS, Julie Ann				356	Elected 3	Quota	19
CENTOFANTI, Rina				84	Excluded	84	2
MORRIS, Mick				152	Excluded	162	5

Ward 2

6 candidates contesting 3 vacancies

Ballot Papers			Quota	1st Preference	Votes at		
Formal	Informal				Elected / Excluded	Election / Exclusion	Count
2504	80	3.1%	627				
				Votes			
SUTTON, Nicky				374	Excluded	412	3
SMALLWOOD-SMITH, Gay				383	Elected 3	622	6
CAVA, Nick				511	Elected 2	Quota	3
WEBB, Jack				316	Excluded	316	2
WISSELL, Shirley				359		565	
HAMILTON, Kerree				561	Elected 1	Quota	3

Ward 3

3 candidates contesting 2 vacancies

Ballot Papers			Quota	1st Preference	Votes at		
Formal	Informal				Elected / Excluded	Election / Exclusion	Count
2020	106	5.0%	674				
				Votes			
FEDERICO, Joe				681	Elected 2	Quota	1
CRAIG, Andrew				883	Elected 1	Quota	1
WITHERS, Craig				456		456	

Ward 4

7 candidates contesting 3 vacancies

Ballot Papers			Quota	1st Preference	Votes at		
Formal	Informal				Elected / Excluded	Election / Exclusion	Count
2425	101	4.0%	607				
				Votes			
MENZEL, Nikko				361		532	
GOOLEY, Coral				547	Elected 1	Quota	3
PENNEY, Barry Charles				237	Excluded	254	3
LEVITT, Don				446	Elected 3	602	10
HOPPO, Peter James				288	Excluded	364	6
DOSTAL, Andrew				92	Excluded	92	2
O'RIELLY, Max				454	Elected 2	Quota	6

Ward 5**5 candidates contesting 2 vacancies**

<i>Ballot Papers</i>			<i>Quota</i>	<i>1st Preference</i>	<i>Votes at</i>		
<i>Formal</i>	<i>Informal</i>				<i>Elected / Excluded</i>	<i>Election / Exclusion</i>	<i>Count</i>
1713	89	4.9%	572				
<i>Votes</i>							
HOCHWALD, Hans	65			Excluded	71		3
RYAN, Dennis	725			Elected 1	Quota		1
SHAW, Iris	379			Elected 2	Quota		5
SALAMON, Peter	282				451		
TOONEN, Monika	262			Excluded	290		5

Ward 6**5 candidates contesting 2 vacancies**

<i>Ballot Papers</i>			<i>Quota</i>	<i>1st Preference</i>	<i>Votes at</i>		
<i>Formal</i>	<i>Informal</i>				<i>Elected / Excluded</i>	<i>Election / Exclusion</i>	<i>Count</i>
1590	43	2.6%	531				
<i>Votes</i>							
CURNOW, Neville	270				413		
COWELL, John	152			Excluded	192		5
POLANCO, Antonio	131			Excluded	144		3
DOCHERTY, Glenn	661			Elected 1	Quota		1
MacMILLAN, Duncan	376			Elected 2	Quota		5

CITY OF PORT ADELAIDE ENFIELD**Mayoral****4 candidates contesting 1 vacancy**

<i>Ballot Papers</i>			<i>Quota</i>	<i>1st Preference</i>	<i>Votes at</i>		
<i>Formal</i>	<i>Informal</i>				<i>Elected / Excluded</i>	<i>Election / Exclusion</i>	<i>Count</i>
21616	220	1.0%	10809				
<i>Votes</i>							
BARR, Fiona	8003				9254		
McDOUGALL, Meryl	3449			Excluded	3992		3
JOHANSON, Gary	7640			Elected 1	9954		4
GRANT, Hanna	2524			Excluded	2524		2

Outer Harbour Ward**3 candidates contesting 2 vacancies**

<i>Ballot Papers</i>			<i>Quota</i>	<i>1st Preference</i>	<i>Votes at</i>		
<i>Formal</i>	<i>Informal</i>				<i>Elected / Excluded</i>	<i>Election / Exclusion</i>	<i>Count</i>
3086	193	5.9%	1029				
<i>Votes</i>							
JAMIESON, Peter Andrew	1443			Elected 1	Quota		1
KNIGHT, Greville	373				373		
JOHANSEN, Bruce	1270			Elected 2	Quota		1

Semaphore Ward**8 candidates contesting 2 vacancies**

<i>Ballot Papers</i>			<i>Quota</i>	<i>1st Preference</i>	<i>Votes at</i>		
<i>Formal</i>	<i>Informal</i>				<i>Elected / Excluded</i>	<i>Election / Exclusion</i>	<i>Count</i>
2777	69	2.4%	926				
<i>Votes</i>							
NICHOLLS, Peter	575			Elected 2	821		21
THORN, Colin Leslie	306			Excluded	373		8
ROUMELIOTIS, Peter	125			Excluded	125		2
HANSEN, Patrick	470				670		
THOMAS, Colin	272			Excluded	314		5
WRIGHT, Helen	523			Elected 1	Quota		15
HOCKLEY, Julie	187			Excluded	199		3
JAMES, Sarah	319			Excluded	498		13

Port Adelaide Ward**5 candidates contesting 2 vacancies**

<i>Ballot Papers</i>			<i>Quota</i>	<i>1st Preference</i>	<i>Votes at</i>		
<i>Formal</i>	<i>Informal</i>				<i>Elected / Excluded</i>	<i>Election / Exclusion</i>	<i>Count</i>
2557	140	5.2%	853				
<i>Votes</i>							
GUSCOTT, Ray	924			Elected 1	Quota		1
HARDING, Trevor Graham	310			Excluded	329		3
REES, Graham Bernard	366				604		
TAGLIAFERRO, Tony	332			Excluded	410		5
SNADDEN, Joyce	625			Elected 2	Quota		5

Parks Ward**6 candidates contesting 3 vacancies**

Ballot Papers				Quota	1st Preference	Elected / Excluded	Votes at Election / Exclusion	Count
Formal	Informal							
3662	210	5.4%	916					
CROCI, John Alexander	564	Elected 2	Quota	2				
AMER, Roy	208		313					
NGO, Tung	1703	Elected 1	Quota	1				
COCKATOO-COLLINS, Che Leslie	321		491					
JENSEN, Janice	653	Elected 3	Quota	4				
TONKIN, Jasmine	213	Excluded	273	4				

Enfield Ward**4 candidates contesting 3 vacancies**

Ballot Papers				Quota	1st Preference	Elected / Excluded	Votes at Election / Exclusion	Count
Formal	Informal							
3363	214	6.0%	841					
MARTIN, Carol	1277	Elected 1	Quota	1				
McKAY, Peter	842	Elected 3	Quota	1				
McLUSKEY, Johanna	924	Elected 2	Quota	1				
PILCH, Leszek	320		320					

Klemzig Ward**4 candidates contesting 2 vacancies**

Ballot Papers				Quota	1st Preference	Elected / Excluded	Votes at Election / Exclusion	Count
Formal	Informal							
2088	102	4.7%	697					
SLOPER, Tricia D.	347		523					
BRADBROOK, Jenny Ann	517	Elected 2	Quota	3				
RUSSELL, Aaron	306	Excluded	360	3				
BARCA, Tony	918	Elected 1	Quota	1				

Northfield Ward**5 candidates contesting 3 vacancies**

Ballot Papers				Quota	1st Preference	Elected / Excluded	Votes at Election / Exclusion	Count
Formal	Informal							
3456	137	3.8%	865					
BASHAM, Mark	1226	Elected 1	Quota	1				
McCARTHY, Kevin James	672	Elected 2	Quota	3				
WYLD, Damian	488		687					
RAI, Felicity	418	Excluded	460	3				
HUBYCZ, Anne-Marie	652	Elected 3	Quota	3				

CITY OF PORT AUGUSTA**Mayoral****2 candidates contesting 1 vacancy**

Ballot Papers				Quota	1st Preference	Elected / Excluded	Votes at Election / Exclusion	Count
Formal	Informal							
4319	16	0.4%	2160					
BALUCH, N. Joy	3961	Elected 1	Quota	1				
WRIGHT, David	358		358					

Councillor at Large**17 candidates contesting 9 vacancies**

Ballot Papers				Quota	1st Preference	Elected / Excluded	Votes at Election / Exclusion	Count
Formal	Informal							
4152	149	3.5%	416					
MORGAN, Allan Alfred	194	Excluded	208	28				
MITCHELL, Tony	551	Elected 1	Quota	1				
MORRIS, Alan	214	Elected 8	415	81				
BROUGHTON, Graham	230	Excluded	383	81				
PAYNTER, Fran	301	Elected 3	Quota	40				
SIMES, Malcolm	79	Excluded	87	11				
NEWMAN, Peter	147	Excluded	168	18				
ELLIS, Renee Simone	275	Elected 9	387	81				
WILLIAMS, Rob	48	Excluded	48	4				
JOHNSON, Sam	266	Elected 7	Quota	78				
FENNELL, Leita	63	Excluded	66	7				
McLEAN, Ken	440	Elected 2	Quota	1				
VEEN, John	168	Excluded	218	40				
PYCROFT, Chris	238	Elected 6	Quota	78				
SOLOMON, Peter William	317	Elected 5	Quota	66				
CLARK, Geoff	257	Excluded	322	57				
GREAGEN, Phil	364	Elected 4	Quota	57				

CITY OF PORT LINCOLN

Councillor at Large

19 candidates contesting 10 vacancies

Ballot Papers				Quota	1st Preference	Votes at		Count
Formal	Informal					Elected / Excluded	Election / Exclusion	
3796	187	4.7%		346				
					Votes			
HARTLEY, Gordon Charles					357	Elected 3	Quota	1
WARE, Mary Jane					352	Elected 4	Quota	1
BASCOMBE, Mick					575	Elected 1	Quota	1
CHLUDIL, Tanya					154	Elected 10	324	198
BARTLETT, Danny					197	Elected 7	Quota	68
PARKER, Jillian					543	Elected 2	Quota	1
RAYSON, Geoff					85	Excluded	138	67
PAPAZOGLOV, Jim					201	Elected 6	Quota	68
WISSEMAN, Lisa					51	Excluded	57	6
CLARK, Mary Estelle					84	Excluded	122	44
ARGENT, Margaret					57	Excluded	75	11
REYNOLDS, Allan George					142	Elected 9	327	198
RICHARDSON, Robert George					145	Excluded	274	198
STARKE, Neville David					185	Elected 8	Quota	126
KARATZOVALIS, Mary					121	Excluded	230	125
PAPPS, Judy					107	Excluded	158	91
CATT, Malcolm					270	Elected 5	Quota	29
HUNWICK, John					84	Excluded	95	20
HARVEY, Wayne Francis					86	Excluded	109	29

PORT PIRIE REGIONAL COUNCIL

Councillor at Large

13 candidates contesting 10 vacancies

Ballot Papers				Quota	1st Preference	Votes at		Count
Formal	Informal					Elected / Excluded	Election / Exclusion	
4791	174	3.5%		436				
					Votes			
HORTIN, Shirley					713	Elected 1	Quota	1
GADALETA, Dino					348	Elected 9	Quota	13
CARWANA, David Mark					259	Elected 10	430	21
WILSON, Neville					590	Elected 3	Quota	1
HALDANE, David Donald					302	Elected 8	Quota	12
STUMPF, Richard August					72	Excluded	130	6
PAPARELLA, Joseph Anthony					352	Elected 6	Quota	9
MAGOR, John					645	Elected 2	Quota	1
VANSTONE, Brenton					374	Elected 4	Quota	3
WERFEL, Trevor					269		398	
BONE, Ellei					231	Excluded	309	12
LEGG, John					380	Elected 5	Quota	9
DEVLIN, Debbie					256	Elected 7	Quota	12

CITY OF PROSPECT

Mayoral

3 candidates contesting 1 vacancy

Ballot Papers				Quota	1st Preference	Votes at		Count
Formal	Informal					Elected / Excluded	Election / Exclusion	
4744	17	0.4%		2373				
					Votes			
HARRIS, Allen					959		959	
O'LOUGHLIN, David					2593	Elected 1	Quota	1
BARNETT, Kristina					1192		1192	

Nailsworth Ward

3 candidates contesting 2 vacancies

Ballot Papers				Quota	1st Preference	Votes at		Count
Formal	Informal					Elected / Excluded	Election / Exclusion	
1031	46	4.3%		344				
					Votes			
GRANT, Barnaby Hugh					295		337	
STOCK, Frank					303	Elected 2	Quota	2
MULVIHILL, Mike					433	Elected 1	Quota	1

Kingston Ward

4 candidates contesting 2 vacancies

Ballot Papers				Quota	1st Preference	Votes at		Count
Formal	Informal					Elected / Excluded	Election / Exclusion	
945	22	2.3%		316				
					Votes			
GROOTE, Mark					161	Excluded	169	3
DIXON, Ashley					347	Elected 1	Quota	1
FITZPATRICK, Grace Miriam					220	Elected 2	Quota	4
BETTERMAN, Cynthia					217		275	

St Johns Wood Ward**3 candidates contesting 2 vacancies**

Ballot Papers				Quota	1st Preference	Votes at		
Formal	Informal		Elected / Excluded			Election / Exclusion	Count	
870	35	3.9%		291				
PREECE, Bruce Raymond					341	Elected 1	Quota	1
NEWALL, Timothy Frederick					307	Elected 2	Quota	1
GRUBISA, Carol					222		222	

Highbury Ward**4 candidates contesting 2 vacancies**

Ballot Papers				Quota	1st Preference	Votes at		
Formal	Informal		Elected / Excluded			Election / Exclusion	Count	
788	31	3.8%		263				
MUSSARED, Fran					110		112	
WELLBY, Brian					262	Elected 2	Quota	2
AMAMOO, Damian					276	Elected 1	Quota	1
SHEPHERD, Christina					140		145	

REMARK PARINGA COUNCIL**Mayoral****3 candidates contesting 1 vacancy**

Ballot Papers				Quota	1st Preference	Votes at		
Formal	Informal		Elected / Excluded			Election / Exclusion	Count	
3802	14	0.4%		1902				
ECKERMANN, Alan					493		493	
PAPAGEORGIU, Jack					892		892	
MARTINSON, Neil					2417	Elected 1	Quota	1

Councillor at Large**14 candidates contesting 8 vacancies**

Ballot Papers				Quota	1st Preference	Votes at		
Formal	Informal		Elected / Excluded			Election / Exclusion	Count	
3703	101	2.7%		412				
DIMOU, Louis					421	Elected 3	Quota	1
DANIEL, Graeme					555	Elected 1	Quota	1
DUNHILL, Peter					85	Excluded	101	18
CAMPBELL, Paul					246	Elected 8	387	77
HERSEY, Tony					378	Elected 4	Quota	5
STEWART, Richard					140	Excluded	191	49
TWYFORD, Robert Sydney					462	Elected 2	Quota	1
ROGERS, Jacky					55	Excluded	56	5
PHILLIPS, Pam					178		367	
SPANNO, Maria					346	Elected 5	Quota	10
CHOWN, Mark					141	Excluded	164	29
NATTRASS, Neville					306	Elected 6	Quota	29
McDONALD, Mark					92	Excluded	95	10
PETERSEN, Terry					298	Elected 7	Quota	47

DISTRICT COUNCIL OF ROBE**Mayoral****2 candidates contesting 1 vacancy**

Ballot Papers				Quota	1st Preference	Votes at		
Formal	Informal		Elected / Excluded			Election / Exclusion	Count	
1280	2	0.2%		641				
BOYLAN, Frank					536		536	
PEDEN, William					744	Elected 1	Quota	1

Town Ward**7 candidates contesting 4 vacancies**

Ballot Papers				Quota	1st Preference	Votes at		
Formal	Informal		Elected / Excluded			Election / Exclusion	Count	
928	10	1.1%		186				
DENTON, Mark					238	Elected 1	Quota	1
PETROVIC, Rolf					109	Elected 4	182	12
DOMASCENZ, Claire					68	Excluded	71	4
MATHEWS, Jenny					185	Elected 2	Quota	2
SMITH, Andrew					94	Excluded	113	7
DELL'ANTONIO, Rino					90		165	
CLEMENTS, Graeme					144	Elected 3	Quota	7

CITY OF SALISBURY

Mayoral

2 candidates contesting 1 vacancy

Ballot Papers				Quota	1st Preference	Votes at		
Formal	Informal					Elected / Excluded	Election / Exclusion	Count
23818	216	0.9%		11910				
					Votes			
PILKINGTON, Keith					4351		4351	
ZAPPIA, Tony					19467	Elected 1	Quota	1

Central Ward

5 candidates contesting 2 vacancies

Ballot Papers				Quota	1st Preference	Votes at		
Formal	Informal					Elected / Excluded	Election / Exclusion	Count
3258	174	5.1%		1087				
					Votes			
BALAZA, David					1081	Elected 1	Quota	2
PEARSON, Neil					653		843	
HAMILTON, Cathryn May					558	Excluded	597	4
GILL, Betty					833	Elected 2	Quota	4
DOCKERTY, Michael					133	Excluded	133	2

East Ward

6 candidates contesting 2 vacancies

Ballot Papers				Quota	1st Preference	Votes at		
Formal	Informal					Elected / Excluded	Election / Exclusion	Count
2652	109	3.9%		885				
					Votes			
McGEE, Barry					438		597	
PILKINGTON, Damien					772	Elected 1	Quota	5
CARUSO, Joe					757	Elected 2	Quota	5
DEANE, Mathew					321	Excluded	395	5
JOBSON, Phillip Scott					76	Excluded	76	2
BAILEY, Betty					288	Excluded	299	3

South Ward

3 candidates contesting 2 vacancies

Ballot Papers				Quota	1st Preference	Votes at		
Formal	Informal					Elected / Excluded	Election / Exclusion	Count
2906	183	5.9%		969				
					Votes			
JAVOR, Tom					940	Elected 2	Quota	2
COTTON, John E.					546		761	
NOACK, Paul					1420	Elected 1	Quota	1

Hills Ward

4 candidates contesting 2 vacancies

Ballot Papers				Quota	1st Preference	Votes at		
Formal	Informal					Elected / Excluded	Election / Exclusion	Count
2631	106	3.9%		878				
					Votes			
SIMS, Kristine					363	Excluded	413	3
REARDON, Shiralee Ann					1117	Elected 1	Quota	1
IRVING, Ann					614	Elected 2	831	4
TAYLOR, Cameron					537		797	

Para Ward

4 candidates contesting 2 vacancies

Ballot Papers				Quota	1st Preference	Votes at		
Formal	Informal					Elected / Excluded	Election / Exclusion	Count
3134	216	6.4%		1045				
					Votes			
PINNEGAR, Phil					515		711	
EDWARDS, Patricia Ann					279	Excluded	484	3
ALDRIDGE, Gillian Mary					1520	Elected 1	Quota	1
ZAHRA, Riccardo					820	Elected 2	Quota	3

North Ward

7 candidates contesting 2 vacancies

Ballot Papers				Quota	1st Preference	Votes at		
Formal	Informal					Elected / Excluded	Election / Exclusion	Count
2547	119	4.5%		850				
					Votes			
CARUSO, Linda					942	Elected 1	Quota	1
COATES, Alex					683	Elected 2	Quota	13
LOXTON, Ian					253	Excluded	327	13
PENNINGTON, Jane					310		504	
REYNTJES, Michael George					135	Excluded	178	8
CURTIS, Stephen John					99	Excluded	108	3
BOVINGDON, Stephen F.					125	Excluded	146	5

Levels Ward

<i>Ballot Papers</i>				4 candidates contesting 2 vacancies			
<i>Formal</i>	<i>Informal</i>		<i>Quota</i>	<i>1st Preference</i>	<i>Elected / Excluded</i>	<i>Votes at Election / Exclusion</i>	<i>Count</i>
3252	161	4.7%	1085				
				Votes			
LAWRENCE, David				159		159	
ISEMONGER, Jana				1347	Elected 2	Quota	1
GOODALL, Brian				1355	Elected 1	Quota	1
SMITH, Bob				391		391	

West Ward

<i>Ballot Papers</i>				4 candidates contesting 2 vacancies			
<i>Formal</i>	<i>Informal</i>		<i>Quota</i>	<i>1st Preference</i>	<i>Elected / Excluded</i>	<i>Votes at Election / Exclusion</i>	<i>Count</i>
2571	182	6.6%	858				
				Votes			
ABELA, Donna Margaret				640	Elected 2	Quota	2
KARAPANAYIOTIS, Angelo				289		388	
BUCHANAN, Chad				1383	Elected 1	Quota	1
HEASMAN, Silvana				259		379	

SOUTHERN MALLEE DISTRICT COUNCIL**Bews Ward**

<i>Ballot Papers</i>				4 candidates contesting 3 vacancies			
<i>Formal</i>	<i>Informal</i>		<i>Quota</i>	<i>1st Preference</i>	<i>Elected / Excluded</i>	<i>Votes at Election / Exclusion</i>	<i>Count</i>
359	7	1.9%	90				
				Votes			
DUNSFORD, Allan				120	Elected 2	Quota	1
RAMKE, John				172	Elected 1	Quota	1
TOOGOOD, Brian Clive				61	Elected 3	Quota	2
WALKER, Alfred				6		7	

DISTRICT COUNCIL OF STREAKY BAY**Flinders Ward**

<i>Ballot Papers</i>				5 candidates contesting 4 vacancies			
<i>Formal</i>	<i>Informal</i>		<i>Quota</i>	<i>1st Preference</i>	<i>Elected / Excluded</i>	<i>Votes at Election / Exclusion</i>	<i>Count</i>
548	1	0.2%	110				
				Votes			
WHARFF, John				102	Elected 2	Quota	2
PEARCE, Graham				95	Elected 3	Quota	2
MINNICAN, Robert				92		103	
KEMP, Trevor Dudley				83	Elected 4	Quota	4
SCHREIBER, Greg				176	Elected 1	Quota	1

TATIARA DISTRICT COUNCIL**East Ward**

<i>Ballot Papers</i>				13 candidates contesting 7 vacancies			
<i>Formal</i>	<i>Informal</i>		<i>Quota</i>	<i>1st Preference</i>	<i>Elected / Excluded</i>	<i>Votes at Election / Exclusion</i>	<i>Count</i>
2173	20	0.9%	272				
				Votes			
MANEY, Vida				119	Excluded	150	13
PENNIMENT, Diana Elizabeth				149	Elected 4	Quota	13
ROSS, John				607	Elected 1	Quota	1
EDWARDS, Jo				213	Elected 3	Quota	8
HUNT, William Donald				107		242	
WEI, Tim				147	Elected 6	Quota	25
MURPHY, Mark				229	Elected 5	Quota	22
McINERNEY, Kenneth John				93	Excluded	183	22
EXCELL, Graham John				241	Elected 2	Quota	5
WURST, Christopher				59	Excluded	62	5
GERSCH, Ronald				80	Excluded	105	8
NOONAN, Geoffrey Paul				20	Excluded	22	3
McLELLAN, Jan				109	Elected 7	265	32

CITY OF TEA TREE GULLY

Mayoral

4 candidates contesting 1 vacancy

Ballot Papers				Quota	1st Preference	Votes at		
Formal	Informal					Elected / Excluded	Election / Exclusion	Count
18364	70	0.4%	9183					
				Votes				
PURDOM, Lesley Denise				6456		7501		
HERMANN, Aaron				639	Excluded	639		2
SMITH, Miriam				6657	Elected 1	8457		4
KNIGHT, Kevin				4612	Excluded	4770		3

Pedare Ward

6 candidates contesting 2 vacancies

Ballot Papers				Quota	1st Preference	Votes at		
Formal	Informal					Elected / Excluded	Election / Exclusion	Count
2896	99	3.3%	966					
				Votes				
KEANE, Bernie				1143	Elected 1	Quota		1
WINTER, Barry				498	Elected 2	780		15
CUNNINGHAM, Barbara				247	Excluded	259		3
HASKELL, Anthony John				402	Excluded	547		9
FRANCES, Andy				434		716		
KEANE, Sandy				172	Excluded	331		5

Drumminor Ward

4 candidates contesting 2 vacancies

Ballot Papers				Quota	1st Preference	Votes at		
Formal	Informal					Elected / Excluded	Election / Exclusion	Count
2778	133	4.6%	927					
				Votes				
MARSHALL, Phil				511		613		
TRAINOR, Pat				1213	Elected 1	Quota		1
MITCHELL, William Mark				218		294		
GALLASCH, Gordon				836	Elected 2	Quota		2

Hillcott Ward

6 candidates contesting 2 vacancies

Ballot Papers				Quota	1st Preference	Votes at		
Formal	Informal					Elected / Excluded	Election / Exclusion	Count
2799	59	2.1%	934					
				Votes				
BARBARO, Paul				1069	Elected 1	Quota		1
DEWELL, Ashley				133	Excluded	154		3
OSTERSTOCK, Mark				646	Elected 2	814		16
HACKING, Todd				502		711		
THORN, Lachlan Philip				217	Excluded	256		5
WOOD, Kevin John				232	Excluded	467		9

Balmoral Ward

3 candidates contesting 2 vacancies

Ballot Papers				Quota	1st Preference	Votes at		
Formal	Informal					Elected / Excluded	Election / Exclusion	Count
3136	151	4.6%	1046					
				Votes				
CLEGG, Dale				1279	Elected 2	Quota		1
JENSEN, Svend				368		368		
DENHOLM, Graeme				1489	Elected 1	Quota		1

Steventon Ward

4 candidates contesting 2 vacancies

Ballot Papers				Quota	1st Preference	Votes at		
Formal	Informal					Elected / Excluded	Election / Exclusion	Count
3069	118	3.7%	1024					
				Votes				
IVAN, Anne				772		955		
McLAFFERTY, Jim				699	Elected 2	Quota		3
LEES, Brian				1057	Elected 1	Quota		1
BRUGGEMANN, Lawrie				541	Excluded	546		3

Water Gully Ward

4 candidates contesting 2 vacancies

Ballot Papers				Quota	1st Preference	Votes at		
Formal	Informal					Elected / Excluded	Election / Exclusion	Count
3090	145	4.5%	1031					
				Votes				
POSTA, Christine				385	Excluded	420		3
LEUE, Peter Kym				1243	Elected 1	Quota		1
RICCI, Joy				719	Elected 2	1012		4
PANAGARIS, Peter				743		971		

DISTRICT COUNCIL OF TUMBY BAY

Councillor at Large

15 candidates contesting 9 vacancies

Ballot Papers				Quota	1st Preference	Elected / Excluded	Votes at Election / Exclusion	Count
Formal	Informal							
1505	56	3.6%		151				
Votes								
FULTON, Trevor John					277	Elected 2	Quota	1
DYK, Allen					7	Excluded	9	7
WILSON, Robyn Fiona					89	Elected 7	Quota	30
DUNN, Dean Alder					28		87	
LAWRIE, Robert McFarlane					73	Elected 5	Quota	3
WADDELL-SMITH, Laurette					96	Elected 8	Quota	49
JENKINS, John Frederick Alfred					19	Excluded	37	19
PHILLIPS, Neville (Butch)					117	Elected 4	Quota	2
BAILLIE, Donald					153	Elected 3	Quota	1
HEATH, Robert (Bob)					17	Excluded	26	13
LAWRIE, Bob					86	Elected 9	Quota	66
STIRLING, Graeme John					375	Elected 1	Quota	1
MASON, Murray F.					116	Elected 6	Quota	19
GEERLING, Annette					27	Excluded	53	47
LAWSON, Lawrie					25	Excluded	41	32

CORPORATION OF THE CITY OF UNLEY

Mayoral

3 candidates contesting 1 vacancy

Ballot Papers				Quota	1st Preference	Elected / Excluded	Votes at Election / Exclusion	Count
Formal	Informal							
8814	40	0.5%		4408				
Votes								
KEENAN, Michael					4004		4235	
ZSCHORN, Darryl					947	Excluded	947	2
THORNE, Richard					3863	Elected 1	4264	2

Unley Ward

3 candidates contesting 2 vacancies

Ballot Papers				Quota	1st Preference	Elected / Excluded	Votes at Election / Exclusion	Count
Formal	Informal							
1435	73	4.8%		479				
Votes								
SALAMAN, Rufus					431		448	
HEWITSON, Michael					535	Elected 1	Quota	1
ROWE, Anthony					469	Elected 2	Quota	2

Parkside Ward

4 candidates contesting 2 vacancies

Ballot Papers				Quota	1st Preference	Elected / Excluded	Votes at Election / Exclusion	Count
Formal	Informal							
1390	47	3.3%		464				
Votes								
HUDSON, Mike					544	Elected 1	Quota	1
STORRIE, Cecile					258		328	
PSEVDOS, Spiros (Pip)					244	Excluded	260	3
KOUMI, John					344	Elected 2	Quota	3

Goodwood Ward

3 candidates contesting 2 vacancies

Ballot Papers				Quota	1st Preference	Elected / Excluded	Votes at Election / Exclusion	Count
Formal	Informal							
1281	51	3.8%		428				
Votes								
SCHNELL, Bob					534	Elected 1	Quota	1
BROWN, Heather Annie					368		426	
TIPPER, Denise					379	Elected 2	426	2

CITY OF VICTOR HARBOR

Mayoral

3 candidates contesting 1 vacancy

Ballot Papers				Quota	1st Preference	Elected / Excluded	Votes at Election / Exclusion	Count
Formal	Informal							
5604	15	0.3%		2803				
Votes								
BOND, Barbara					1195		1195	
SINCLAIR, Grahame					1562		1562	
CORCORAN, Mary-Lou					2847	Elected 1	Quota	1

Councillor at Large**20 candidates contesting 10 vacancies**

Ballot Papers				Quota	1st Preference	Votes at		
Formal	Informal		Elected / Excluded			Election / Exclusion	Count	
5266	266	4.8%		479				
					Votes			
ROSE, Trevor					802	Elected 1	Quota	1
COOPER, Liz					316	Elected 6	Quota	183
LEWIS, Peter David					430	Elected 3	Quota	2
RUCIAK, Penny					212	Elected 10	446	210
WILLIAMS, Rob					167	Excluded	278	117
BURTON, Adrian					118	Excluded	146	16
TREZISE, Craig Michael					145	Excluded	178	25
LOESER, Keith					262	Excluded	436	210
EWENS, Kay					281	Elected 8	475	210
BROWN, Barry					165	Excluded	227	61
ALLISON, Mary					236	Excluded	329	161
CHIGWIDDEN, Pat					257	Elected 5	Quota	163
SINCLAIR-WARREN, Dianne					309	Elected 7	Quota	208
TREZISE, Kerry					298	Elected 4	Quota	161
DUNSMUIR, Nadia					184	Excluded	259	87
PEGLER, Geoff					57	Excluded	61	5
RUCIAK, John					96	Excluded	104	9
MICHELMORE, Deane					516	Elected 2	Quota	1
WHITE, Rod					151	Excluded	188	41
RICHARDS, Mark					264	Elected 9	462	210

WAKEFIELD REGIONAL COUNCIL**Mayoral****2 candidates contesting 1 vacancy**

Ballot Papers				Quota	1st Preference	Votes at		
Formal	Informal		Elected / Excluded			Election / Exclusion	Count	
2478	13	0.5%		1240				
					Votes			
BEAUMONT-CLARK, Lyn					689		689	
MAITLAND, James					1789	Elected 1	Quota	1

Central Ward**5 candidates contesting 3 vacancies**

Ballot Papers				Quota	1st Preference	Votes at		
Formal	Informal		Elected / Excluded			Election / Exclusion	Count	
960	9	0.9%		241				
					Votes			
McQUIRE, Roger					121		129	
BICKLE, Kelly					250	Elected 2	Quota	1
HUDSON, Avon					199	Elected 3	Quota	2
TILLER, Maurice Gerald					315	Elected 1	Quota	1
HENNIG, Jeff					75		92	

Southern Ward**3 candidates contesting 2 vacancies**

Ballot Papers				Quota	1st Preference	Votes at		
Formal	Informal		Elected / Excluded			Election / Exclusion	Count	
474	11	2.3%		159				
					Votes			
DALE, Don					202	Elected 1	Quota	1
REID, Rodney John					173	Elected 2	Quota	1
LILITH, Jo					99		99	

CORPORATION OF THE TOWN OF WALKERVILLE**Mayoral****2 candidates contesting 1 vacancy**

Ballot Papers				Quota	1st Preference	Votes at		
Formal	Informal		Elected / Excluded			Election / Exclusion	Count	
2607	9	0.3%		1304				
					Votes			
PEDERICK, Tony					1084		1084	
WHITING, David					1523	Elected 1	Quota	1

Medindie/Gilbert Ward**6 candidates contesting 3 vacancies**

Ballot Papers			Quota	1st Preference	Votes at		
Formal	Informal				Elected / Excluded	Election / Exclusion	Count
856	7	0.8%	215				
				Votes			
ADAMS, Rex				165	Elected 3	209	9
STARRS, Janine				25	Excluded	29	3
WILLIAMS, James Henry				96	Excluded	112	5
WIGG, Carolyn				329	Elected 1	Quota	1
HEDGES, Alan				134		186	
WILKINS, Paul				107	Elected 2	Quota	5

Walkerville Ward**5 candidates contesting 3 vacancies**

Ballot Papers			Quota	1st Preference	Votes at		
Formal	Informal				Elected / Excluded	Election / Exclusion	Count
891	16	1.8%	223				
				Votes			
RICH, John David				258	Elected 2	Quota	1
EADY, Pat				119	Elected 3	Quota	5
CHEESMAN, Philip				343	Elected 1	Quota	1
MAZURE, Vicky Berenice				44	Excluded	127	4
LINN, Jeanette				127		164	

Vale Park Ward**5 candidates contesting 3 vacancies**

Ballot Papers			Quota	1st Preference	Votes at		
Formal	Informal				Elected / Excluded	Election / Exclusion	Count
856	10	1.2%	215				
				Votes			
BUSATO, Gianni				96	Excluded	102	4
WRIGHT, Heather				219	Elected 2	Quota	1
READE, A.J. (Tony)				220	Elected 1	Quota	1
ROSSIS, Helen				177	Elected 3	Quota	4
COLWELL, Bruce				144		167	

WATTLE RANGE COUNCIL**Mayoral****2 candidates contesting 1 vacancy**

Ballot Papers			Quota	1st Preference	Votes at		
Formal	Informal				Elected / Excluded	Election / Exclusion	Count
4504	23	0.5%	2253				
				Votes			
SCHULLER, Bill				1876		1876	
BRAES, Mark				2628	Elected 1	Quota	1

Riddoch Ward**3 candidates contesting 2 vacancies**

Ballot Papers			Quota	1st Preference	Votes at		
Formal	Informal				Elected / Excluded	Election / Exclusion	Count
948	17	1.8%	317				
				Votes			
MULLER, Peter				549	Elected 1	Quota	1
RESCHKE, Vivian Fay				218	Elected 2	Quota	2
MESSINGER, Scott Raymond				181		290	

Corcoran Ward**8 candidates contesting 5 vacancies**

Ballot Papers			Quota	1st Preference	Votes at		
Formal	Informal				Elected / Excluded	Election / Exclusion	Count
2217	29	1.3%	370				
				Votes			
MOWBRAY, James Brenton				183		340	
COX, Sharon				299	Elected 3	Quota	4
BROWN, Glenn Philip				487	Elected 2	Quota	1
ROGERS, David				91	Excluded	109	4
O'HALLORAN, Darren Craig				245	Elected 5	Quota	14
OSIS, Jennifer				226	Elected 4	Quota	8
DAVIES, Rosslyn				94	Excluded	141	8
LAWLOR, Gwenda				592	Elected 1	Quota	1

CITY OF WEST TORRENS

Keswick Ward

11 candidates contesting 2 vacancies

Ballot Papers			Quota	1st Preference	Votes at		
Formal	Informal	Percentage			Elected / Excluded	Election / Exclusion	Count
1248	27	2.1%	417				
				Votes			
EICHNER, Kieran				181		292	
MAROS, Con				120	Excluded	145	23
IANNONE, Francesco (Frank)				81	Excluded	113	16
CLARKE, Neale Trevor				76	Excluded	93	11
CROSSING, David				12	Excluded	12	2
MICHAEL, Lia				39	Excluded	40	3
FARNDEN, Michael				66	Excluded	69	7
FANTASIA, Curley Amerigo				43	Excluded	49	5
PILKINGTON, John				196	Elected 2	309	44
VERRALL, Jacqueline				109	Excluded	174	34
BLACKWELL, Barry				325	Elected 1	Quota	34

Hilton Ward

4 candidates contesting 2 vacancies

Ballot Papers			Quota	1st Preference	Votes at		
Formal	Informal	Percentage			Elected / Excluded	Election / Exclusion	Count
1609	38	2.3%	537				
				Votes			
CHRISTOPOULOS, Adriana				632	Elected 1	Quota	1
FERGUSON, Kathryn				323		349	
VLACHOS, George				505	Elected 2	Quota	2
JOBSON, Christopher				149		159	

Plympton Ward

3 candidates contesting 2 vacancies

Ballot Papers			Quota	1st Preference	Votes at		
Formal	Informal	Percentage			Elected / Excluded	Election / Exclusion	Count
1846	49	2.6%	616				
				Votes			
MANGOS, Arthur Con				685	Elected 2	Quota	1
OWEN, Trevor				778	Elected 1	Quota	1
JOHNSTONE, Andy				383		383	

Lockleys Ward

3 candidates contesting 2 vacancies

Ballot Papers			Quota	1st Preference	Votes at		
Formal	Informal	Percentage			Elected / Excluded	Election / Exclusion	Count
1728	42	2.4%	577				
				Votes			
KOCH, Andrew				442		515	
McKAY, Kym				554	Elected 2	Quota	2
O'RIELLEY, Annette				732	Elected 1	Quota	1

Airport Ward

3 candidates contesting 2 vacancies

Ballot Papers			Quota	1st Preference	Votes at		
Formal	Informal	Percentage			Elected / Excluded	Election / Exclusion	Count
2028	29	1.4%	677				
				Votes			
HAESE, Rosalie				755	Elected 1	Quota	1
BANHAM, Brent				654	Elected 2	Quota	2
PALMER, Garth R.				619		655	

Morphett Ward

3 candidates contesting 2 vacancies

Ballot Papers			Quota	1st Preference	Votes at		
Formal	Informal	Percentage			Elected / Excluded	Election / Exclusion	Count
1918	35	1.8%	640				
				Votes			
COXON, Michael Stuart				681	Elected 2	Quota	1
COSTANZO, Emilio				371		371	
DEMETRIOU, George				866	Elected 1	Quota	1

Thebarton Ward**8 candidates contesting 2 vacancies**

Ballot Papers			Quota	1st Preference	Votes at		
Formal	Informal				Elected / Excluded	Election / Exclusion	Count
1819	35	1.9%	607				
				Votes			
WILKINS, David				67	Excluded	67	2
MARKS, Sue				178	Excluded	342	17
FLABOURIS, Nick				238	Excluded	266	10
ROBINSON, Josephine				161	Excluded	189	6
ANGELOPOULOS, Chris				149	Excluded	159	3
LINDNER, John				260	Elected 2	471	27
SARRIS, Spiros				170		433	
POLITO, Antonio				596	Elected 1	Quota	3

CITY OF WHYALLA**Mayoral****2 candidates contesting 1 vacancy**

Ballot Papers			Quota	1st Preference	Votes at		
Formal	Informal				Elected / Excluded	Election / Exclusion	Count
5852	10	0.2%	2927				
				Votes			
PARDO, Nadira				962		962	
POLLOCK, Jim				4890	Elected 1	Quota	1

Councillor at Large**12 candidates contesting 10 vacancies**

Ballot Papers			Quota	1st Preference	Votes at		
Formal	Informal				Elected / Excluded	Election / Exclusion	Count
5592	205	3.5%	509				
				Votes			
SCHEIDE, Gunter				781	Elected 2	Quota	1
WATERS, Jo-anne				220	Elected 8	Quota	3
HODGE, Merton				516	Elected 5	Quota	1
CARTER, Colin				612	Elected 4	Quota	1
VRTIELKA, Jan				75	Excluded	263	11
HUGHES, Eddie				1528	Elected 1	Quota	1
LEDO, Bruce				148	Elected 10	Quota	13
McGINNISS, Ruby				377	Elected 6	Quota	2
VELTHUIZEN, Jack				242	Elected 9	Quota	5
HERRING, John				95		367	
SANTUCCI, Rick				327	Elected 7	Quota	3
FREE, Natasha				671	Elected 3	Quota	1

DISTRICT COUNCIL OF YANKALILLA**Bungala Ward****9 candidates contesting 3 vacancies**

Ballot Papers			Quota	1st Preference	Votes at		
Formal	Informal				Elected / Excluded	Election / Exclusion	Count
877	13	1.5%	220				
				Votes			
BYERS, Vanessa				84	Excluded	95	15
OTTE, Marinus (Murray)				42	Excluded	50	5
SANDERSON, John				166	Elected 3	219	20
AISTROPE, Mandy				201	Elected 1	Quota	5
PERRY, Ron				18	Excluded	18	2
COULTER, Philip William				60	Excluded	84	9
SPILSBURY, Bruce				180	Elected 2	Quota	15
BARNES, Allan				97		172	
HUDLESTON, Deryck Michael				29	Excluded	30	3

Hewett Ward**3 candidates contesting 2 vacancies**

Ballot Papers			Quota	1st Preference	Votes at		
Formal	Informal				Elected / Excluded	Election / Exclusion	Count
514	7	1.3%	172				
				Votes			
BECKMANN, Andrew				131		152	
HUGHES, John				143	Elected 2	Quota	2
WHITFORD, Peter				240	Elected 1	Quota	1

Carrickalinga Ward**3 candidates contesting 2 vacancies**

Ballot Papers			Quota	1st Preference	Votes at		
Formal	Informal				Elected / Excluded	Election / Exclusion	Count
425	5	1.2%	142				
				Votes			
GEBHARDT, Andrew				194	Elected 1	Quota	1
SCHLEIN, Malcolm				193	Elected 2	Quota	1
WEBB, Barry				38		38	

DISTRICT COUNCIL OF YORKE PENINSULA
Kalkabury Ward

7 candidates contesting 4 vacancies

<i>Ballot Papers</i>		<i>Quota</i>	<i>1st Preference</i>			<i>Count</i>
<i>Formal</i>	<i>Informal</i>			<i>Elected / Excluded</i>	<i>Votes at Election / Exclusion</i>	
2218	38 1.7%	444				
Votes						
HENDRYX, Andy			314	Elected 4	Quota	8
DAVEY, Trevor Maxwell			329	Elected 3	Quota	6
GUNNING, Richard			193	Excluded	210	3
BROWN, Garry			190	Excluded	248	6
LANGFORD, David Thomas			353	Elected 2	Quota	4
BEHRENDT, Ray			232		388	
BOWMAN, Brenda Elizabeth			607	Elected 1	Quota	1

Part 3

Local Government Activity Report 2006-07

1. Certification of elector representation reviews

Every 8 years councils are required to conduct an elector representation review according to the *Local Government Act 1999* s12 (4). The review considers:

- Composition of the council.
- Division of the council into wards or the abolishment of wards.

The council must give notice in the *SA Government Gazette* of the intent to conduct a review and refer to the Local Government Act ss 12, 26 & 33 to ensure it complies with all legislative requirements.

Completed reviews must be submitted to the Electoral Commissioner to certify the review has given appropriate consideration to the:

- Provision of adequate notice, process and timeframe for the review.
- Population and topography of each area or ward, representations from interested persons, resource and service use.
- Reflection of community of interest (economic, social, regional or other kind) in proposed areas or wards.
- Feasibility of communication between electors and their elected representatives.
- Nature of substantial demographic changes that may occur in the foreseeable future.
- Total size and composition of the council in relation to the total number of electors.
- Adequacy and fairness of representation for residents.

If satisfied the review has complied with all legislative requirements, the Electoral Commissioner will issue a certificate of compliance.

During the 2006-07 reporting year, only one review was submitted to the Electoral Commissioner. The Adelaide City Council deferred its scheduled periodic elections for up to one year to conduct a review of its structure under the *City of Adelaide (Representation Review) Amendment Act 2006*. Satisfied that the review complied with legislative requirements, the Electoral Commissioner issued a certificate of compliance on 22 June 2007. Changes to the structure and representation of Adelaide City Council are shown in the following table.

Old Structure	New Structure
<ul style="list-style-type: none">• Lord Mayor• 8 Area Councillors representing whole area	<ul style="list-style-type: none">• Lord Mayor• 5 Area Councillors representing whole area• 3 Wards each represented by 2 Councillors

2. Supplementary elections and casual vacancies

Council advises the Returning Officer as soon as a casual vacancy occurs and, providing a policy does not exist for the deferral of an election, a supplementary election is required to commence as soon as practicable. The Returning Officer may appoint appropriate Deputy Returning Officers and electoral officers to adhere to procedures and protocols and delegates to the deputy returning officer

the authority to appoint electoral officers to assist with specific duties. Four options are offered to councils for the conduct of supplementary elections under a delegated framework.

In the last reporting year, 6 supplementary elections were conducted to fill 9 vacancies.

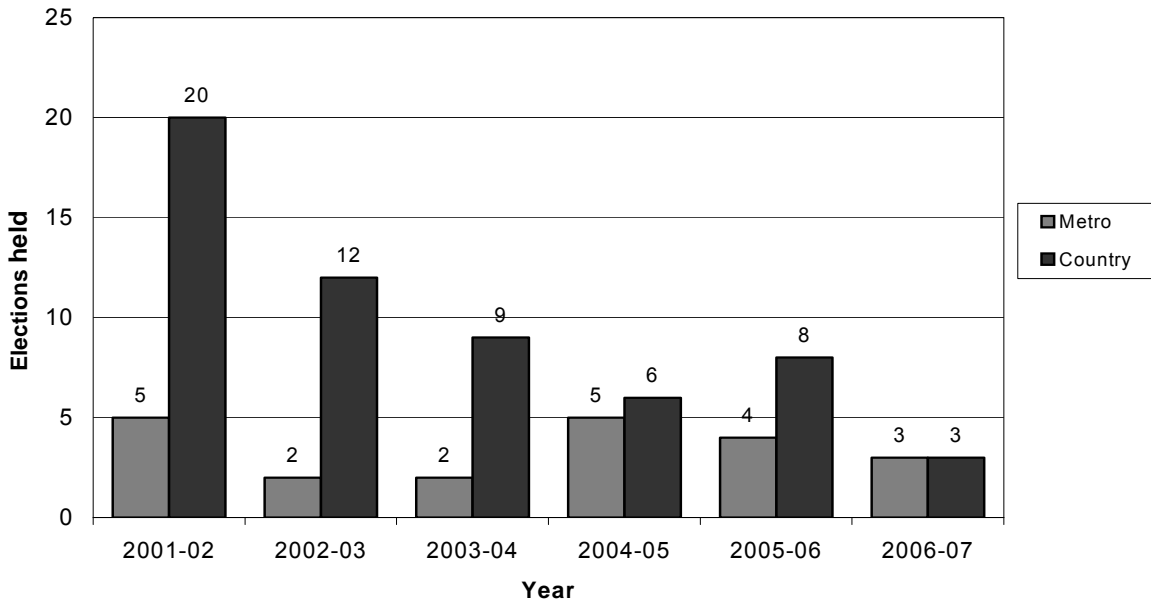
Supplementary election conduct options

Conduct option	Election Arrangements	No. of elections	
1	SEO	State Electoral Office (SEO) conducts the election in its entirety.	5
2	SEO/CNCL	<ul style="list-style-type: none"> • SEO undertakes preparation and placement of statutory notices, preparation and printing of ballot material including the mail-out of voting packs to electors; • Council undertakes all other functions associated with the election. 	1
3	CNCL	Council conducts the election in its entirety under delegation to the local Deputy Returning Officer.	0
4	SEO/AEC	<ul style="list-style-type: none"> • SEO undertakes preparation and placement of statutory notices, correspondence with Chief Executive Officer and candidates, preparation and printing of ballot material including the mail-out of voting packs to electors; • The Australian Electoral Commission (AEC) undertakes all other functions associated with the election. 	0

Following the periodic elections, supplementary elections occurred as a result of:

Council receiving insufficient nominations to fill all vacancies	<ul style="list-style-type: none"> • District Council of Kimba - Area Councillor - 1 Vacancy
Election failing due to a candidate withdrawing after the close of nominations	<ul style="list-style-type: none"> • City of Norwood, Payneham and St Peters - Kensington Ward - 2 Vacancies • City of Burnside - Eastwood and Glenunga Ward - 2 Vacancies

Supplementary elections conducted since 2000 - Country v Metro



Provisions exist for the deferral of a supplementary election to fill a vacancy under certain circumstances where councils without a ward structure adopt a policy not to fill a single vacancy until the next periodic election. If a subsequent vacancy occurs, a supplementary election must be held to fill all vacancies. These provisions do not extend to mayoral vacancies.

During the reporting year, no casual vacancies occurred that remained unfilled.

3. Roll maintenance

The Office supplies:

- A monthly file to councils with an extract of the addition, deletions and changes to the House of Assembly (HA) electoral roll for the month.
- A file to all councils containing the full roll for their authority at the end of February and August for ongoing roll maintenance and for collecting enrolment statistics for elector representation reviews.

For general and supplementary elections, each council's chief executive officer is supplied with a list of eligible persons on the roll for the relevant area within seven days of roll closure. The HA roll is supplemented with a council voters roll, which consists of additional property entitlements based on ownership or occupancy of persons, bodies corporate and groups of persons within the area.

Any return to sender mail (RTS) from State roll entitlements received as a result of supplementary or periodic elections is forwarded to the AEC to enable further investigation and action. This information, together with programs implemented by the AEC, is used in the process of continuous maintenance of the electoral roll. All RTS mail as a result of the council supplementary roll is referred to the council for updating on their system.

4. Cost recovery

An amount of \$20 095.60 was recovered from councils for costs associated with the conduct of supplementary elections in the 2006-07 reporting year.

Table 1: Supplementary election activity summary for 2006-07

		2005-06		2006-07	
		No.	%	No.	%
Councils with Supplementary Elections		11		6	
Voters Roll					
Electors on roll	HA	63 284	82.4	11 697	73.7
	Council Supplementary Roll	13 471	17.6	4 175	26.3
	Total	76 755		15 872	
Eligible Electors					
Contested elections *	Country	11 608	16.3		
	Metro	59 532	83.7	8 204	100
	Statewide	71 140		8 204	
Uncontested elections	Country	5 615		7 668	100
	Metro				
	Statewide	5 615		7 668	
Nominations					
Candidates standing	Male	28	93.3	11	64.7
	Female	2	6.7	6	35.3
	Total	30		17	
	In contested elections	26	86.7	11	64.7
	Elected unopposed	4	13.3	6	35.3
	Total	30		17	
Ratio of candidates to positions		2.5:1		1.8:1	
Elections					
Contested	Mayoral	1		0	
	Area councillor	0		0	
	Councillor at large	2		0	
	Ward	5		3	
	Total	8		3	
Uncontested	Mayoral	0		0	
	Area councillor	0		0	
	Councillor at large	1		1	
	Ward	3		5	
	Total	4		6	
Members elected through supplementary election processes					
	Following contested election	10	71.4	3	33.3
	Elected unopposed	4	28.6	6	66.7
	Following appointment by council	0		0	
	Total	14		9	
	<i>Female members elected/appointed</i>	1		1	
Turnout *					
	Country	4 551	39.2		
	Metro	15 390	25.9	2 843	34.7
	Statewide	19 941		2 843	

* Turnout calculated as a % of eligible electors for contested elections

Table 2: Elections in chronological order

Council Name - Election Type	Admin Agency	Election Date	Ratio of Candidates to Vacancy	Number of Electors		Returned Ballot Material	Voter Turnout %
				On Roll	Contested Elections		
City of Norwood, Payneham & St Peters - Kensington Ward	SEO	13 Mar 2007	2:2	3922	0	0	0
City of Burnside - Eastwood Glenunga Ward	SEO	13 Mar 2007	9:2	6355	6355	2127	33.5
DC of Kimba - Councillor at Large	SEO/ CNCL	13 Mar 2007	1:1	1051	0	0	0
DC of Yankalilla - Flinders Ward	SEO	10 April 2007	1:1	1178	0	0	0
DC of Robe - Town Ward	SEO	10 April 2007	2:2	1517	0	0	0
City of Walkerville - Walkerville Ward	SEO	12 June 2007	2:1	1849	1849	716	38.7
TOTAL				15872	8204	2843	34.7
No election required as candidate elected unopposed							

Table 3: Candidate alphabetical listing

Candidate Name <i>Ballot Paper Name</i>	Council Name	Position	Elected
BARNES, Allan Kenneth <i>BARNES, Allan</i>	District Council of Yankalilla	Councillor – Flinders Ward	Elected unopposed
DELL'ANTONIO, Rino Joseph <i>DELL'ANTONIO, Rino</i>	District Council of Robe	Councillor – Town Ward	Elected unopposed
ERICHSDOTTER, Barbara <i>ERICHSDOTTER, Barbara</i>	City of Norwood, Payneham & St Peters	Councillor – Kensington Ward	Elected unopposed
JACOBSEN, James Webster <i>JACOBSEN, Jim</i>	City of Burnside	Councillor – Eastwood and Glenunga Ward	Elected
MATHEWS, Kenneth Bruce <i>MATHEWS, Bruce</i>	District Council of Kimba	Councillor at Large	Elected unopposed
McKENZIE, Ian Stuart <i>McKENZIE, Ian</i>	City of Burnside	Councillor – Eastwood and Glenunga Ward	
MELICK, Jennifer Jane <i>MELICK, Jenni</i>	City of Burnside	Councillor – Eastwood and Glenunga Ward	
PATERSON, Robert Page <i>PATERSON, Robert</i>	City of Burnside	Councillor – Eastwood and Glenunga Ward	Elected
STOCK, Michael Charles <i>STOCK, Mike</i>	City of Norwood, Payneham & St Peters	Councillor – Kensington Ward	Elected unopposed
STOTT, Barbara <i>STOTT, Barbara</i>	City of Burnside	Councillor – Eastwood and Glenunga Ward	
WADLOW, Blake Thomas Carrington <i>WADLOW, Blake</i>	City of Burnside	Councillor – Eastwood and Glenunga Ward	
WALKER, Madeleine <i>WALKER, Madeleine</i>	City of Burnside	Councillor – Eastwood and Glenunga Ward	
WAXMAN, Patricia Anne <i>WAXMAN, Patricia</i>	City of Burnside	Councillor – Eastwood and Glenunga Ward	
WHITE, Geoffrey Fowler <i>WHITE, Geoffrey Fowler</i>	Corporation of the Town of Walkerville	Councillor – Walkerville Ward	
WILKINS, Dianne Christine <i>WILKINS, Di</i>	City of Burnside	Councillor – Eastwood and Glenunga Ward	
WILLIAMS, James Henry <i>WILLIAMS, James</i>	Corporation of the Town of Walkerville	Councillor – Walkerville Ward	Elected
WRIGHT, Simon Ned <i>WRIGHT, Ned</i>	District Council of Robe	Councillor – Town Ward	Elected unopposed

Table 4: Supplementary election results in alphabetical order

Council Name: City of Burnside						Election Date: 13 March 2007	
Election Type: Eastwood and Glenunga Ward							
Number on roll			Ballot Papers				
HA	CVR	Total	Formal	Informal		Quota	Turnout %
5095	1260	6355	2018	39	1.9%	673	33.5
9 candidates contesting 2 vacancies			Votes				
			1st Preference	After Distribution			Election Outcome
WAXMAN, Patricia			84	92			Excluded
WILKINS, Di			299	495			
JACOBSEN, Jim			445	577			Elected 2
PATERSON, Robert			447	Quota			Elected 1
McKENZIE, Ian			153	170			Excluded
WALKER, Madeleine			295	406			Excluded
STOTT, Barbara			67	67			Excluded
MELICK, Jenni			68	75			Excluded
WADLOW, Blake			160	233			Excluded
							Count No
							5
							36
							22
							8
							22
							2
							3
							13
Council Name: District Council of Kimba						Election Date: 13 March 2007	
Election Type: Councillor at Large							
Number on roll							
HA	CVR	Total					
865	186	1051					
1 candidate contesting 1 vacancy							
MATHEWS, Bruce						Elected unopposed	
Council Name: City of Norwood, Payneham & St Peters						Election Date: 13 March 2007	
Election Type: Kensington Ward							
Number on roll							
HA	CVR	Total					
3032	890	3922					
2 candidates contesting 2 vacancies							
STOCK, Mike						Elected unopposed	
ERICHSDOTTER, Barbara						Elected unopposed	
Council Name: DC of Robe						Election Date: 10 April 2007	
Election Type: Town Ward							
Number on roll							
HA	CVR	Total					
670	847	1517					
2 candidates contesting 2 vacancies							
DELL'ANTONIO, Rino						Elected unopposed	
WRIGHT, Ned						Elected unopposed	
Council Name: Corporation of the Town of Walkerville						Election Date: 12 June 2007	
Election Type: Walkerville Ward							
Number on roll			Ballot Papers				
HA	CVR	Total	Formal	Informal		Quota	Turnout %
1550	299	1849	695	0	0.0%	348	38.7
2 candidates contesting 1 vacancy			Votes				
			1st Preference	After Distribution			Election Outcome
WILLIAMS, James			372				Elected
WHITE, Geoffrey Fowler			323				
							Count No
							1
Council Name: District Council of Yankalilla						Election Date: 10 April 2007	
Election Type: Flinders Ward							
Number on roll							
HA	CVR	Total					
485	693	1178					
1 candidate contesting 1 vacancy							
BARNES, Allan						Elected unopposed	