




*This PDF contains interactive tabs and bookmarks. Click the tabs on the outside edge of each page to go to the beginning of individual sections, or use the more detailed bookmarks panel on the left side of the screen to navigate to individual pages.*



**IZOD INDYCAR  
SERIES 2011  
HISTORICAL  
RECORD BOOK**







This book is the official reference for North American Indy car racing statistics dating to 1946, including the sanctioning bodies of AAA, USAC, CART/Champ Car and the Indy Racing League/INDYCAR.

The compilation approach – conceived and seen to fruition many years ago by dedicated individuals from sanctioning bodies and racing historians and updated through the 2010 IZOD IndyCar Series season by INDYCAR statistician Tim Sullivan – has been verified by STATS Inc., the global leader in sports data, statistics and information.

While the groups have gone to great lengths to verify information and make this book as detailed as possible, please bring any potential discrepancies to the attention of Steve Shunck ([sshunck@indycar.com](mailto:sshunck@indycar.com)) and/or Tim Sullivan ([tsullivan@brickyard.com](mailto:tsullivan@brickyard.com)) so they can be further researched and corrected in future issues if necessary.





**IZOD INDYCAR  
SERIES 2011  
HISTORICAL  
RECORD BOOK**

**CONTENTS**

*All-Time IndyCar Records ..... 5*

*All-Time IndyCar Point Standings Year-By-Year 1909-2010 ..... 37*

*All-Time IndyCar Race Winners Year-By-Year 1909-2010 ..... 45*

*IndyCar Driver Performance and Index Charts 1946-2010 ..... 83*

*IndyCar Track Records ..... 317*

INDYCAR  
4565 W. 16th Street | Indianapolis, IN 46222  
(317) 492-6526 | FAX (317) 492-6525  
www.indycar.com

LAYOUT & DESIGN BY  
Brad Hoffner Design Inc., Lucas, Ohio  
Weible Design Inc., Dublin, Ohio

© 2011 INDYCAR





ALL-TIME  
INDYCAR  
RECORDS



## All-Time Indy Car Champions 1909-2010

► KEY: AAA – American Automobile Association; USAC – United States Auto Club; CART – Championship Auto Racing Teams; CCWS – Champ Car World Series; IRL – Indy Racing League Note: CART became Champ Car World Series in 2004.

1909.....George Robertson (AAA)*	1975.....A.J. Foyt (USAC)
1910.....Ray Harroun (AAA)*	1976.....Gordon Johncock (USAC)
1911.....Ralph Mulford (AAA)*	1977.....Tom Sneva (USAC)
1912.....Ralph DePalma (AAA)*	1978.....Tom Sneva (USAC)
1913.....Earl Cooper (AAA)*	1979.....Rick Mears (CART), A.J. Foyt (USAC)
1914.....Ralph DePalma (AAA)*	1980.....Johnny Rutherford (CART & USAC)
1915.....Earl Cooper (AAA)*	1981.....Rick Mears (CART)
1916.....Dario Resta (AAA)	1981-82.....George Snider (USAC)****
1917.....Earl Cooper (AAA)*	1982.....Rick Mears (CART)
1918.....Ralph Mulford (AAA)*	1982-83.....Tom Sneva (USAC)****
1919.....Howard Wilcox (AAA)*	1983.....Al Unser (CART)
1920.....Gaston Chevrolet (AAA)**	1983-84.....Rick Mears (USAC)****
1921.....Tommy Milton (AAA)	1984.....Mario Andretti (CART)
1922.....Jimmy Murphy (AAA)	1984-85.....Danny Sullivan (USAC)****
1923.....Eddie Hearne (AAA)	1985.....Al Unser (CART)
1924.....Jimmy Murphy (AAA)	1985-86.....Bobby Rahal (USAC)****
1925.....Peter DePaolo (AAA)	1986.....Bobby Rahal (CART)
1926.....Harry Hartz (AAA)	1986-87.....Al Unser (USAC)****
1927.....Peter DePaolo (AAA)	1987.....Bobby Rahal (CART)
1928.....Louis Meyer (AAA)	1987-88.....Rick Mears (USAC)****
1929.....Louis Meyer (AAA)	1988.....Danny Sullivan (CART)
1930.....Billy Arnold (AAA)	1988-89.....Emerson Fittipaldi (USAC)****
1931.....Louis Schneider (AAA)	1989.....Emerson Fittipaldi (CART)
1932.....Bob Carey (AAA)	1989-90.....Arie Luyendyk (USAC)****
1933.....Louis Meyer (AAA)	1990.....Al Unser Jr. (CART)
1934.....Bill Cummings (AAA)	1990-91.....Rick Mears (USAC)****
1935.....Kelly Petillo (AAA)	1991.....Michael Andretti (CART)
1936.....Mauri Rose (AAA)	1991-92.....Al Unser Jr. (USAC)****
1937.....Wilbur Shaw (AAA)	1992.....Bobby Rahal (CART)
1938.....Floyd Roberts (AAA)	1992-93.....Emerson Fittipaldi (USAC)****
1939.....Wilbur Shaw (AAA)	1993.....Nigel Mansell (CART)
1940.....Rex Mays (AAA)	1993-94.....Al Unser Jr. (USAC)****
1941.....Rex Mays (AAA)	1994.....Al Unser Jr. (CART)
1942-45.....No Racing: World War II	1994-95.....Jacques Villeneuve (USAC)****
1946.....Ted Horn (AAA)***	1995.....Jacques Villeneuve (CART)
1947.....Ted Horn (AAA)	1996.....Buzz Calkins/Scott Sharp (IRL), Jimmy Vasser (CART)
1948.....Ted Horn (AAA)	1996-97.....Tony Stewart (IRL)
1949.....Johnnie Parsons (AAA)	1997.....Alex Zanardi (CART)
1950.....Henry Banks (AAA)	1998.....Kenny Brack (IRL), Alex Zanardi (CART)
1951.....Tony Bettenhausen (AAA)	1999.....Greg Ray (IRL), Juan Pablo Montoya (CART)
1952.....Chuck Stevenson (AAA)	2000.....Buddy Lazier (IRL), Gil de Ferran (CART)
1953.....Sam Hanks (AAA)	2001.....Sam Hornish Jr. (IRL); Gil de Ferran (CART)
1954.....Jimmy Bryan (AAA)	2002.....Sam Hornish Jr. (IRL), Christiano da Matta (CART)
1955.....Bob Sweikert (AAA)	2003.....Scott Dixon (IRL), Paul Tracy (CART)
1956.....Jimmy Bryan (USAC)	2004.....Tony Kanaan (IRL), Sebastien Bourdais (CCWS)
1957.....Jimmy Bryan (USAC)	2005.....Dan Wheldon (IRL), Sebastien Bourdais (CCWS)
1958.....Tony Bettenhausen (USAC)	2006.....Sam Hornish Jr. (IRL), Sebastien Bourdais (CCWS)
1959.....Rodger Ward (USAC)	2007.....Dario Franchitti (IRL), Sebastien Bourdais (CCWS)
1960.....A.J. Foyt (USAC)	2008.....Scott Dixon (IRL)
1961.....A.J. Foyt (USAC)	2009.....Dario Franchitti (IRL)
1962.....Rodger Ward (USAC)	2010.....Dario Franchitti (IRL)
1963.....A.J. Foyt (USAC)	
1964.....A.J. Foyt (USAC)	
1965.....Mario Andretti (USAC)	
1966.....Mario Andretti (USAC)	
1967.....A.J. Foyt (USAC)	
1968.....Bobby Unser (USAC)	
1969.....Mario Andretti (USAC)	
1970.....Al Unser (USAC)	
1971.....Joe Leonard (USAC)	
1972.....Joe Leonard (USAC)	
1973.....Roger McCluskey (USAC)	
1974.....Bobby Unser (USAC)	

\*American Automobile Association (AAA) first created a National Track Championship in 1905. It was a series of races from 5 to 10 miles in length with points going to the first three finishing places. Barney Oldfield won most of the races and is considered the champion. However it is believed this championship may have been abandoned as AAA did not recognize it in subsequent years.

Prior to 1916, Motor Age, the leading American automobile journal, selected their pick for the best driver of the year from 1909-1915 and 1919. The following is a list of the Motor Age picks:

1909 – Bert Dingley  
1910 – Ralph Mulford  
1911 – Harvey Herrick  
1912 – Ralph DePalma  
1913 – Earl Cooper  
1914 – Ralph DePalma  
1915 – Earl Cooper  
1919 – Eddie Hearne

At the urging of Motor Age, AAA established an official points championship in 1916. The championship was discontinued during war years and not revived again until 1920. Sometime around 1926 or 1927, Val Haresnape, at the time the secretary of the AAA Contest Board, used existing AAA records to reconstruct a championship for the years of 1909 to 1915 and from 1917 to 1920. Unfortunately, records from those early years were sketchy and any points applied by Haresnape had no validity from the original time period. For example, it was a common practice for AAA to penalize drivers with a loss of points as well as money for rules violations. Also, there is disagreement as to which races could legitimately be considered official and therefore count toward the championship. AAA accepted Haresnape's computations as official from 1927-28 and 1952-55. In 1951, racing historian Russ Catlin convinced AAA to change the 1909 champion from Bert Dingley to George Robertson and the 1920 champion from Gaston Chevrolet to Tommy Milton.

\*\*AAA had two different listings for the 1920 season. At the start of the year, 11 races were listed as counting toward the championship, but at the end of the season, AAA determined the championship to be based on the results of five races giving Gaston Chevrolet the championship. These results were considered official by AAA from 1920-26 and 1929-51. The 11-race championship was first recognized in 1926 with Tommy Milton as champion and was considered official for 1927 and from 1952 to 1955, the final year that AAA sanctioned auto racing.

\*\*\*AAA in 1946 had an original schedule which included not only the six traditional championship races as listed by recent historians but numerous other sprint car races on tracks of short length (less than 1-mile) and duration (mostly 15-20 laps). Ted Horn won the championship based not only on the six races that have been traditionally listed but also the one with all of the races. In annual meetings in December, 1946, AAA abandoned the counting of the sprint car races in the championship for 1947. The following is the 1946 top-ten in points as listed in an AAA bulletin as of December 31, 1946:

1. Ted Horn – 2,448
2. George Robson – 1,544
3. Emil Andres – 1,348
4. Bill Holland – 1,280.6
5. Tommy Hinnershitz – 896.8
6. Walt Ader – 850
7. Jimmy Jackson – 800
8. Joie Chitwood – 693
9. Rex Mays – 613
10. Duke Dismore – 454

\*\*\*\*United States Auto Club created the Gold Crown Series in 1981. This championship was designed with the Indianapolis 500 being the final race of the season. The first season (1981-1982) included both the 1981 and 1982 Indianapolis 500 as well as Pocono and selected dirt races that were a part of the USAC Silver Crown Series. The 1983-1984 season was the last in which there was more than just the Indianapolis 500 on the USAC Gold Crown schedule.



## Championships 1946-2010

### MOST CONSECUTIVE CHAMPIONSHIPS (1946-2010)

Champ.	Driver	Years	Sanctioning Organization
4	Sebastien Bourdais	2004-2007	CCWS
3	Ted Horn	1946-1948	AAA
2	Jimmy Bryan	1956-1957	AAA
	A.J. Foyt	1960-61, 1963-64	USAC
	Mario Andretti	1965-1966	USAC
	Joe Leonard	1971-1972	USAC
	Tom Sneva	1977-1978	USAC
	Rick Mears	1981-1982	CART
	Bobby Rahal	1986-1987	CART
	Alex Zanardi	1997-1998	CART
	Gil de Ferran	2000-2001	CART
	Sam Hornish Jr.	2001-2002	IRL
	Dario Franchitti	2009-2010	IRL

### MOST VICTORIES BY A CHAMPION IN A CHAMPIONSHIP YEAR (1946-2010)

Wins	Driver	Year(s)	Sanctioning Organization
10	A.J. Foyt	1964	USAC
	Al Unser	1970	USAC
9	Mario Andretti	1969	USAC
8	Tony Bettenhausen	1951	AAA
	Mario Andretti	1966, 1967	USAC
	Michael Andretti	1991	CART
	Al Unser Jr.	1994	CART
	Sebastien Bourdais	2007	CCWS
7	Jimmy Murphy	1922	AAA
	A.J. Foyt	1975	USAC
	Alex Zanardi	1998	CART
	Juan Pablo Montoya	1999	CART
	Cristiano da Matta	2002	CART
	Paul Tracy	2003	CART
	Sebastien Bourdais	2004, 2006	CCWS
6	Rick Mears	1981	CART
	Mario Andretti	1984	CART
	Bobby Rahal	1986	CART
	Dan Wheldon	2005	IRL
	Sebastien Bourdais	2005	CCWS
	Scott Dixon	2008	IRL
5	Johnnie Parsons	1949	AAA
	Sam Hornish Jr.	2002	IRL
	Dario Franchitti	2009	IRL
4	Sam Hornish Jr.	2006	IRL
	Dario Franchitti	2007	IRL

### FEWEST VICTORIES BY A CHAMPION IN A CHAMPIONSHIP YEAR (1946-2010)

Wins	Driver	Year(s)	Sanctioning Organization
0	Ted Horn	1946	AAA
	Tony Bettenhausen	1958	USAC
	Tom Sneva	1978	USAC
	Scott Sharp	1996	IRL
1	Henry Banks	1950	AAA
	Mario Andretti	1965	USAC
	Joe Leonard	1971	USAC
	Roger McCluskey	1973	USAC
	Al Unser	1983, 1985	CART
	Buzz Calkins	1996	IRL
	Tony Stewart	1996-97	IRL
2	Ted Horn	1948	AAA
	Chuck Stevenson	1952	AAA
	Sam Hanks	1953	AAA
	Bob Sweikert	1955	AAA
	Gordon Johncock	1976	USAC
	Tom Sneva	1977	USAC
	Buddy Lazier	2000	IRL
	Gil de Ferran	2000, 2001	CART

## All-Time Official Career Race Winners 1909-2010

► KEY: AAA – American Automobile Association (1909-1955); USAC – United States Auto Club (1956-1995);  
 CART – Championship Auto Racing Teams (1979-2003); IRL – Indy Racing League (1996-2010); CCWS – Champ Car World Series (2004-2007).

Rank	Driver	Wins	Date of First Win	Location of First Win	Wins by Sanctioning Body
1	A.J. Foyt	67	9/5/1960	DuQuoin	USAC 67
2	Mario Andretti	52	7/25/1965	Indy-IRP	USAC 33, CART 19
3	Michael Andretti	42	4/13/1986	Long Beach	CART 42
4	Al Unser	39	7/4/1965	Pikes Peak	USAC 36, CART 3
5	Bobby Unser	35	7/4/1966	Pikes Peak	USAC 25, CART 10
6	Al Unser Jr.	34	6/17/1984	Portland	CART 29, USAC 2, IRL 3
7	Paul Tracy	31	4/18/1993	Long Beach	CART 26, CCWS 5
8	Sebastien Bourdais	31	5/5/2003	Brands Hatch	CCWS 31
9	Rick Mears	29	6/18/1978	Milwaukee	USAC 7, CART 22
10	Johnny Rutherford	27	8/1/1965	Atlanta	USAC 18, CART 9
11	Rodger Ward	26	6/21/1953	Springfield	AAA 2, USAC 24
	Dario Franchitti	26	8/16/1998	Road America	CART 10, IRL 16
13	Gordon Johncock	25	4/13/1965	Milwaukee	USAC 20, CART 5
	Helio Castroneves	25	6/18/2000	Detroit	CART 6, IRL 19
	Scott Dixon	25	5/6/2001	Nazareth	CART 1, IRL 24
16	Bobby Rahal	24	7/4/1982	Cleveland	CART 23, USAC 1
	Ralph DePalma	24	9/29/1909	Riverhead	AAA 24
18	Tommy Milton	23	9/15/1917	Providence	AAA 23
19	Tony Bettenhausen (a)	22	10/6/1946	Goshen	AAA (a) 19, USAC 3
	Emerson Fittipaldi	22	7/28/1985	Michigan	USAC 2, CART 20
21	Earl Cooper (b)	20	7/5/1912	Tacoma	AAA 20
22	Jimmy Bryan	19	10/25/1953	Sacramento	AAA 12, USAC 7
	Jimmy Murphy	19	2/28/1920	Beverly Hills	AAA 19
	Sam Hornish Jr.	19	3/18/2001	Phoenix	IRL 19
25	Ralph Mulford	17	8/27/1910	Elgin	AAA 17
	Danny Sullivan	17	7/28/1984	Cleveland	USAC 1, CART 16
27	Alex Zanardi	15	6/23/1996	Portland	CART 15
	Dan Wheldon	15	4/17/2004	Motegi	IRL 15
	Tony Kanaan	15	7/25/1999	Michigan	CART 1, IRL 14
30	Tom Sneva	13	9/14/1975	Michigan	USAC 4, CART 9
31	Gil de Ferran	12	9/10/1995	Laguna Seca	CART 7, IRL 5
	Cristiano da Matta	12	7/30/2000	Chicago	CART 12
33	Eddie Hearne	11	9/3/1910	Indianapolis	AAA 11
	Johnnie Parsons	11	10/10/48	DuQuoin	AAA 11
	Adrian Fernandez	11	7/14/1996	Toronto	CART 8, IRL 3
36	Louis Chevrolet	10	9/7/1909	Lowell	AAA 10
	Dario Resta	10	2/27/1915	San Francisco	AAA 10
	Frank Lockhart	10	5/31/1926	Indianapolis	AAA 10
	Jimmy Vasser	10	3/3/1996	Homestead	CART 10
	Juan Pablo Montoya	10	4/18/1999	Long Beach	CART 9, IRL 1
41	Kenny Brack	9	7/25/1998	Charlotte	IRL 5, CART 4
	Scott Sharp	9	8/18/1996	New Hampshire	IRL 9
	Will Power	9	4/8/2007	Las Vegas	CCWS 3, IRL 6
44	Louis Meyer	8	5/30/1928	Indianapolis	AAA 8
	Rex Mays	8	6/20/1936	Goshen	AAA 8
	Eddie Sachs	8	7/14/1956	Atlanta	USAC 8
	Buddy Lazier	8	5/26/1996	Indianapolis	IRL 8
	Bruno Junqueira	8	8/19/2001	Road America	CART 8
49	John Aitken (c)	7	9/5/1910	Indianapolis	AAA 7
	Eddie Rickenbacker	7	7/4/1914	Sioux City	AAA 7
	Harry Hartz	7	4/16/1922	San Carlos	AAA 7
	Johnny Thomson	7	6/5/1955	Milwaukee	AAA 1, USAC 6
	Lloyd Ruby	7	8/20/1961	Milwaukee	USAC 7
	Dan Gurney	7	11/26/1967	Riverside	USAC 7
	Arie Luyendyk	7	5/27/1990	Indianapolis	CART 2, USAC 1, IRL 4
	Ryan Briscoe	7	6/1/2008	Milwaukee	IRL 7
57	Bob Burman	6	9/6/1909	Lowell	AAA 6
	Roscoe Sarles	6	3/23/1919	Ascot	AAA 6
	Wilbur Shaw	6	8/31/1929	Altoona	AAA 6
	Bill Cummings	6	5/3/1930	Langhorne	AAA 6
	Mauri Rose (d)	6	9/10/1932	Detroit	AAA 6
	Parnelli Jones	6	11/19/1961	Phoenix	USAC 6
	Don Branson	6	8/26/1962	Langhorne	USAC 6
	Joe Leonard	6	8/14/1965	Milwaukee	USAC 6
	Danny Ongais	6	7/17/1977	Michigan	USAC 6

CONTINUED ON NEXT PAGE ►►

## All-Time Official Career Race Winners 1909-2010 *(continued)*

► KEY: AAA – American Automobile Association (1909-1955); USAC – United States Auto Club (1956-1995);  
CART – Championship Auto Racing Teams (1979-2003); IRL – Indy Racing League (1996-2010); CCWS – Champ Car World Series (2004-2007).

Rank	Driver	Wins	Date of First Win	Location of First Win	Wins by Sanctioning Body
	Gary Bettenhausen	6	11/17/1968	Phoenix	USAC 6
	Justin Wilson	6	7/10/2005	Toronto	CCWS 4, IRL 2
68	Eddie Pullen	5	7/5/1912	Tacoma	AAA 5
	Frank Elliott	5	9/3/1917	Uniontown	AAA 5
	Dave Lewis	5	7/19/1919	Uniontown	AAA 5
	Bennett Hill	5	9/30/1922	Fresno	AAA 5
	Ray Keech	5	6/10/1928	Detroit	AAA 5
	Ted Horn	5	7/13/1947	Bainbridge	AAA 5
	Jud Larson	5	10/21/1956	Sacramento	USAC 5
	Jim McElreath	5	4/25/1965	Trenton	USAC 5
	Roger McCluskey	5	8/7/1966	Langhorne	USAC 5
	Mike Mosley	5	4/25/1971	Trenton	USAC 4, CART 1
	Wally Dallenbach	5	8/12/1973	Milwaukee	USAC 5
	Teo Fabi	5	8/14/1983	Pocono	CART 5
	Scott Goodyear	5	8/2/1992	Michigan	CART 2, IRL 3
	Nigel Mansell	5	3/21/1993	Australia	CART 5
	Jacques Villeneuve	5	9/18/1994	Road America	CART 4, USAC 1
	Eddie Cheever Jr.	5	1/25/1997	Disney World	IRL 5
	Greg Moore	5	6/1/1997	Milwaukee	CART 5
	Greg Ray	5	6/27/1997	Pikes Peak	IRL 5
	Patrick Carpentier	5	7/22/2001	Michigan	CART 5
	A. J. Allmendinger	5	6/18/2006	Portland	CCWS 5
88	Ray Harroun	4	5/5/1910	Atlanta	AAA 4
	Louis Disbrow	4	3/28/1911	Jacksonville	AAA 4
	Hughie Hughes	4	8/25/1911	Elgin	AAA 4
	Leon Duray	4	10/12/1926	Salem	AAA 4
	Shorty Cantlon	4	6/22/1930	Akron	AAA 4
	Kelly Petillo	4	2/23/1934	Los Angeles	AAA 4
	Billy Winn	4	8/25/1934	Springfield	AAA 4
	Al Rogers	4	9/6/1948	Pikes Peak	AAA 4
	Myron Fohr (e)	4	9/19/1948	Springfield	AAA 4
	Jack McGrath	4	9/9/1950	Syracuse	AAA 4
	Chuck Stevenson	4	8/24/1952	Milwaukee	AAA 4
	Bill Vukovich	4	9/28/1952	Denver	AAA 4
	Sam Hanks	4	8/22/1953	Springfield	AAA 3, USAC 1
	Bob Sweikert	4	9/26/1953	Indiana State Fairgrounds	AAA 4
	Jim Hurtubise	4	10/25/1959	Sacramento	USAC 4
	Bryan Herta	4	9/13/1998	Laguna Seca	CART 2, IRL 2
	Ryan Hunter-Reay	4	10/26/2003	Australia	CART/CCWS 2, IRL 2
105	Bert Dingley	3	6/12/1909	Portland	AAA 3
	William Endicott	3	5/6/1910	Atlanta	AAA 3
	Howard Wilcox (f)	3	9/3/1910	Indianapolis	AAA 3
	Charles Merz	3	2/22/1911	Oakland	AAA 3
	Teddy Tetzlaff	3	5/4/1912	Santa Monica	AAA 3
	Gil Anderson	3	8/30/1913	Elgin	AAA 3
	Eddie O'Donnell	3	2/3/1915	Glendale	AAA 3
	Cliff Durant	3	7/14/1918	Tacoma	AAA 3
	Joe Boyer (g)	3	10/12/1919	Cincinnati	AAA 3
	Gaston Chevrolet (h)	3	7/14/1919	Sheepshead Bay	AAA 3
	Billy Arnold	3	5/30/1930	Indianapolis	AAA 3
	Bill Holland	3	6/8/1947	Milwaukee	AAA 3
	Jimmy Davies	3	11/6/1949	Del Mar	AAA 3
	Walt Faulkner	3	8/27/1950	Milwaukee	AAA 3
	Pat Flaherty	3	8/28/1955	Milwaukee	AAA 1, USAC 2
	Jim Rathmann	3	8/25/1957	Milwaukee	USAC 3
	George Amick	3	6/24/1956	Langhorne	USAC 3
	Len Sutton	3	3/30/1958	Trenton	USAC 3
	Mark Donohue	3	7/3/1971	Pocono	USAC 3
	Andre Ribeiro	3	8/20/1995	New Hampshire	CART 3
	Mark Blundell	3	6/22/1997	Portland	CART 3
	Tony Stewart	3	6/29/1997	Pikes Peak	IRL 3
	Max Papis	3	3/26/2000	Homestead	CART 3
	Buddy Rice	3	5/30/2004	Indianapolis	IRL 3
129	George Robertson	2	9/8/1909	Lowell	AAA 2
	Harry Grant	2	10/30/1909	Long Island	AAA 2

CONTINUED ON NEXT PAGE ►►

**All-Time Official Career Race Winners 1909-2010** *(continued)*

► KEY: AAA – American Automobile Association (1909-1955); USAC – United States Auto Club (1956-1995);  
 CART – Championship Auto Racing Teams (1979-2003); IRL – Indy Racing League (1996-2010); CCWS – Champ Car World Series (2004-2007).

Rank	Driver	Wins	Date of First Win	Location of First Win	Wins by Sanctioning Body
	Tom Kincaid (i)	2	5/27/1910	Indianapolis	AAA 2
	Joe Dawson	2	7/4/1910	Indianapolis	AAA 2
	Harvey Herrick	2	7/4/1911	Bakersfield	AAA 2
	Tom Alley	2	10/24/1914	Minneapolis	AAA 2
	Barney Oldfield	2	3/17/1915	Venice	AAA 2
	Ira P. Fetterman	2	7/19/1919	Uniontown	AAA 2
	Joe Thomas	2	4/10/1921	Beverly Hills	AAA 2
	Pietro Bordino	2	5/7/1922	Cotati	AAA 2
	Harlan Fengler	2	10/21/1923	Kansas City	AAA 2
	Bob McDonough	2	9/7/1925	Altoona	AAA 2
	Babe Stapp	2	9/19/1927	Charlotte	AAA 2
	Cliff Woodbury	2	10/12/1928	Salem	AAA 2
	Lou Moore	2	7/4/1931	Altoona	AAA 2
	Bob Carey	2	6/5/1932	Detroit	AAA 2
	Louis Unser	2	9/1/1947	Pikes Peak	AAA 2
	Lee Wallard	2	9/4/1948	DuQuoin	AAA 2
	Mel Hansen	2	9/6/1948	Atlanta	AAA 2
	Paul Russo	2	8/19/1950	Springfield	AAA 2
	Troy Ruttman	2	5/30/1952	Indianapolis	AAA 2
	Manuel Ayulo	2	7/5/1954	Darlington	AAA 2
	Pat O'Connor	2	7/4/1956	Darlington	USAC 2
	Jim Clark	2	8/18/1963	Milwaukee	USAC 2
	Art Pollard	2	6/8/1969	Milwaukee	USAC 2
	John Paul Jr.	2	7/17/1983	Michigan	CART 1, IRL 1
	Roberto Guerrero	2	4/12/1987	Phoenix	CART 2
	Robby Gordon	2	4/2/1995	Phoenix	CART 2
	Scott Pruett	2	7/30/1995	Michigan	CART 2
	Robbie Buhl	2	8/17/1997	New Hampshire	IRL 2
	Christian Fittipaldi	2	7/11/1999	Road America	CART 2
	Roberto Moreno	2	7/2/2000	Cleveland	CART 2
	Alex Barron	2	7/20/2002	Nashville	IRL 2
	Tomas Scheckter	2	7/28/2002	Michigan	IRL 2
	Mario Dominguez	2	10/27/2002	Australia	CART 2
	Michel Jourdain Jr.	2	5/31/2003	Milwaukee	CART 2
	Robert Doornbos	2	7/1/2007	Mont Tremblant	CCWS 2
166	Howard Covey	1	6/12/1909	Portland	AAA 1
	Charles Arnold	1	6/12/1909	Portland	AAA 1
	Joe Matson	1	6/18/1909	Crown Point	AAA 1
	Eaton McMillian	1	7/5/1909	Denver	AAA 1
	Harris Hanshue	1	7/10/1909	Santa Monica	AAA 1
	Louis Strang	1	8/20/1909	Indianapolis	AAA 1
	Leigh Lynch	1	8/21/1909	Indianapolis	AAA 1
	William Knipper	1	9/7/1909	Lowell	AAA 1
	Frank Lescault	1	9/29/1909	Riverhead	AAA 1
	William Sharp	1	9/29/1909	Riverhead	AAA 1
	Arthur See	1	9/29/1909	Riverhead	AAA 1
	Jack Fleming	1	10/24/1909	San Leandro	AAA 1
	Joe Nikrent	1	11/6/1909	LA to Phoenix	AAA 1
	Herb Lytle	1	5/6/1910	Atlanta	AAA 1
	Dave Buck	1	8/26/1910	Elgin	AAA 1
	Al Livingstone	1	8/26/1910	Elgin	AAA 1
	Frank Gelnow	1	10/1/1910	Long Island	AAA 1
	Charles Bigelow	1	2/22/1911	Oakland	AAA 1
	Don Herr	1	8/25/1911	Elgin	AAA 1
	Len Zengle	1	8/26/1911	Elgin	AAA 1
	John Jenkins	1	9/9/1911	Cincinnati	AAA 1
	Erwin Bergdoll	1	10/9/1911	Philadelphia	AAA 1
	Bruce Keene	1	10/14/1911	Santa Monica	AAA 1
	Louis Nikrent	1	10/14/1911	Santa Monica	AAA 1
	David Bruce-Brown	1	11/30/1911	Savannah	AAA 1
	George Joermann	1	5/4/1912	Santa Monica	AAA 1
	Spencer Wishart	1	8/25/1912	Columbus	AAA 1
	Mortimer Roberts	1	10/3/1912	Milwaukee	AAA 1
	George Hill	1	1/1/1913	San Diego	AAA 1
	Billy Carlson	1	3/2/1913	San Diego	AAA 1

CONTINUED ON NEXT PAGE ►►

**All-Time Official Career Race Winners 1909-2010** *(continued)*

► KEY: AAA – American Automobile Association (1909-1955); USAC – United States Auto Club (1956-1995);  
 CART – Championship Auto Racing Teams (1979-2003); IRL – Indy Racing League (1996-2010); CCWS – Champ Car World Series (2004-2007).

Rank	Driver	Wins	Date of First Win	Location of First Win	Wins by Sanctioning Body
	Jules Goux	1	5/30/1913	Indianapolis	AAA 1
	Armour Ferguson	1	7/29/1913	Galveston	AAA 1
	Rene Thomas	1	5/30/1914	Indianapolis	AAA 1
	Glover Ruckstell	1	7/4/1915	Tacoma	AAA 1
	William Taylor	1	5/10/1917	Uniontown	AAA 1
	Reeves Dutton	1	7/14/1917	Minneapolis	AAA 1
	Ira Vail	1	7/14/1917	Minneapolis	AAA 1
	Pete Henderson	1	10/13/1917	Chicago	AAA 1
	Art Klein	1	3/28/1920	Beverly Hills	AAA 1
	L.L. Corum (g)	1	5/30/1924	Indianapolis	AAA 1
	Phil Shafer	1	9/15/1924	Syracuse	AAA 1
	Earl DeVore	1	5/10/1926	Charlotte	AAA 1
	Norman Batten	1	7/17/1926	Atlantic City	AAA 1
	Fred Comer	1	7/17/1926	Atlantic City	AAA 1
	George Souders	1	5/30/1927	Indianapolis	AAA 1
	Louis Schneider	1	5/30/1931	Indianapolis	AAA 1
	Jimmy Gleason	1	9/7/1931	Altoona	AAA 1
	Fred Frame	1	5/30/1932	Indianapolis	AAA 1
	Stubby Stubblefield	1	6/19/1932	Hammond (Roby)	AAA 1
	Tazio Nuvolari	1	10/12/1936	Long Island	AAA 1
	Bernd Rosemeyer	1	7/5/1937	Long Island	AAA 1
	Floyd Roberts	1	5/30/1938	Indianapolis	AAA 1
	Jimmy Snyder	1	9/10/1938	Syracuse	AAA 1
	Floyd Davis (d)	1	5/30/1941	Indianapolis	AAA 1
	George Robson	1	5/30/1946	Indianapolis	AAA 1
	George Connor	1	9/2/1946	Atlanta	AAA 1
	Walt Ader	1	7/4/1947	Atlanta	AAA 1
	Charles Van Acker	1	7/27/1947	Milwaukee	AAA 1
	Emil Andres	1	6/6/1948	Milwaukee	AAA 1
	Walt Brown	1	6/20/1948	Langhorne	AAA 1
	Johnny Mantz	1	8/15/1948	Milwaukee	AAA 1
	Fred Agabashian	1	10/30/1949	Sacramento	AAA 1
	Henry Banks	1	9/10/1950	Detroit	AAA 1
	Duke Dinsmore	1	10/15/1950	Sacramento	AAA 1
	Mike Nazaruk	1	6/8/1952	Milwaukee	AAA 1
	Bill Schindler	1	8/16/1952	Springfield	AAA 1
	George Hammond	1	9/1/1952	Pikes Peak	AAA 1
	Bobby Ball	1	10/2/1952	San Jose	AAA 1
	Keith Andrews	1	9/6/1954	Pikes Peak	AAA 1
	Bob Finney	1	9/5/1955	Pikes Peak	AAA 1
	Elmer George	1	9/7/1957	Syracuse	USAC 1
	Art Bisch	1	6/8/1958	Milwaukee	USAC 1
	Van Johnson	1	6/14/1959	Langhorne	USAC 1
	Jim Packard	1	8/20/1960	Springfield	USAC 1
	Bobby Grim	1	9/10/1960	Syracuse	USAC 1
	Bobby Marshman	1	11/18/1962	Phoenix	USAC 1
	Graham Hill	1	5/30/1966	Indianapolis	USAC 1
	Bud Tingelstad	1	9/5/1966	DuQuoin	USAC 1
	Dick Atkins	1	10/23/1966	Sacramento	USAC 1
	Wes Vandervoort	1	6/25/1967	Pikes Peak	USAC 1
	Ronnie Bucknum	1	10/13/1968	Michigan	USAC 1
	George Follmer	1	3/30/1969	Phoenix	USAC 1
	Peter Revson	1	6/26/1969	Indy-IRP	USAC 1
	Swede Savage	1	11/21/1970	Phoenix	USAC 1
	Bill Vukovich Jr.	1	9/16/1973	Michigan	USAC 1
	Pancho Carter	1	7/25/1981	Michigan	CART 1
	George Snider	1	8/15/1981	Springfield	USAC 1
	Rich Vogler	1	8/30/1981	DuQuoin	USAC 1
	Larry Rice	1	9/12/1981	Indiana State Fairgrounds	USAC 1
	Bobby Olivero	1	8/14/1982	Springfield	USAC 1
	Hector Rebaque	1	9/19/1982	Road America	CART 1
	Keith Kauffman	1	12/4/1982	Nazareth	USAC 1
	Jacques Villeneuve*	1	8/4/1985	Road America	CART 1
	Kevin Cogan	1	4/6/1986	Phoenix	CART 1
	John Andretti	1	3/17/1991	Australia	CART 1

CONTINUED ON NEXT PAGE ►►

**All-Time Official Career Race Winners 1909-2010** *(continued)*

► KEY: AAA – American Automobile Association (1909-1955); USAC – United States Auto Club (1956-1995);  
 CART – Championship Auto Racing Teams (1979-2003); IRL – Indy Racing League (1996-2010); CCWS – Champ Car World Series (2004-2007).

Rank	Driver	Wins	Date of First Win	Location of First Win	Wins by Sanctioning Body
	Buzz Calkins	1	1/27/1996	Disney World	IRL 1
	Richie Hearn	1	9/17/1996	Las Vegas	IRL 1
	Jim Guthrie	1	3/23/1997	Phoenix	IRL 1
	Eliseo Salazar	1	10/11/1997	Las Vegas	IRL 1
	Mauricio Gugelmin	1	8/31/1997	Vancouver	CART 1
	Billy Boat	1	6/6/1998	Texas	IRL 1
	Mark Dismore	1	10/17/1999	Texas	IRL 1
	Jaques Lazier	1	9/2/2001	Chicagoland	IRL 1
	Jeff Ward	1	6/8/2002	Texas	IRL 1
	Airton Dare	1	7/7/2002	Kansas	IRL 1
	Felipe Giaffone	1	8/11/2002	Kentucky	IRL 1
	Alex Tagliani	1	8/8/2004	Road America	CCWS 1
	Oriol Servia	1	8/28/2005	Montreal	CCWS 1
	Marco Andretti	1	8/27/2006	Infineon	IRL 1
	Nelson Philippe	1	10/22/2006	Australia	CCWS 1
	Graham Rahal	1	4/6/2008	St. Petersburg	IRL 1
	Danica Patrick	1	4/20/2008	Motegi	IRL 1

\*Uncle of 1995 Champ Car champion Jacques Villeneuve

Note: Drivers listed with shared victories under footnotes a-i are credited with full race victories for shared wins.

(a) Bettenhausen relieved Myron Fohr at Milwaukee 8/29/48

(b) On 9/9/13, Earl Cooper started at Corona, Calif., in what was effectively a race for two classes of cars – stock chassis with engines of 450 cubic inches of displacement or less and unlimited racing cars. Cooper, driving a stock Stutz, led the race outright and took the checkered flag to win the 251-mi. stock class, and then continued to race and took the checkered flag to win the 301-mi. unlimited class. He was credited by the AAA with two wins despite driving just one time for a total of 301 miles.

(c) Aitken had two winning relief roles. He relieved Tom Kincaid at Atlanta 5/7/10 and Howard Wilcox at Santa Monica 11/18/16.

(d) Rose relieved Floyd Davis at Indianapolis 5/30/41.

(e) Co-winner with Tony Bettenhausen at Milwaukee 8/29/48.

(f) Co-winner with John Aitken at Santa Monica 11/18/16.

(g) Joe Boyer had two winning relief roles. He relieved Gaston Chevrolet at Uniontown 9/1/19 and L.L. Corum at Indianapolis 5/30/24.

(h) Co-winner with Joe Boyer at Uniontown 9/1/19.

(i) Co-winner with Aitken at Atlanta 5/7/10.

The 1911, 1912, 1923 and 1925 Indianapolis 500 winning cars were each driven in relief during the middle stages by a second driver. The accepted practice of the AAA, the governing body of the sport at the time, was to credit shared victories only when one driver started a race and another finished it. This practice has been continued in this list.

## Wins 1946-2010

## MOST WINS, SINGLE SEASON (1946-2010)

Wins	Driver	Year	Sanctioning Organization
10	A.J. Foyt	1964	USAC
	Al Unser	1970	USAC
9	Mario Andretti	1969	USAC
8	Tony Bettenhausen	1951	AAA
	Mario Andretti	1966	USAC
	Mario Andretti	1967	USAC
	Michael Andretti	1991	CART
	Al Unser Jr.	1994	CART
	Sebastien Bourdais	2007	CCWS
	Sebastien Bourdais	2006	CCWS
7	A.J. Foyt	1975	USAC
	Alex Zanardi	1998	CART
	Juan Pablo Montoya	1999	CART
	Cristiano da Matta	2002	CART
	Paul Tracy	2003	CART
	Sebastien Bourdais	2004	CCWS
6	Jimmy Bryan	1958	USAC
	Dan Wheldon	2006	IRL
	Scott Dixon	2008	IRL
	Sam Hornish Jr.	2002	IRL
	Scott Dixon	2009	IRL
5	Sam Hornish Jr.	2002	IRL
	Tony Kanaan	2007	IRL
	Scott Dixon	2009	IRL
	Dario Franchitti	2009	IRL
	Will Power	2010	IRL
4	Jimmy Bryan	1954	AAA
	Buddy Lazier	2001	IRL
	Helio Castroneves	2006	IRL
	Sam Hornish Jr.	2006	IRL
	Scott Dixon	2007	IRL
	Dario Franchitti	2007	IRL

## MOST CONSECUTIVE WINS (1946-2010)

Wins	Driver	Year(s)	Sanctioning Organization
7	A.J. Foyt	1964	USAC
5	Al Unser	1968,1970	USAC
4	Jimmy Bryan	1954	AAA
	Jimmy Bryan	1956	USAC
	Mario Andretti	1967	USAC
	Bobby Unser	1968	USAC
	Al Unser Jr.	1990	CART
	Alex Zanardi	1998	CART
	Cristiano da Matta	2002	CART
	Sebastien Bourdais	2006	CCWS

## MOST SEASONS WITH AT LEAST ONE WIN (1946-2010)

Seasons	Driver	Sanctioning Organization
17	A.J. Foyt	USAC
16	Mario Andretti	USAC, CART
15	Michael Andretti	CART
14	Al Unser	USAC, CART
	Al Unser Jr.	CART, IRL
	Bobby Unser	USAC, CART
13	Rick Mears	USAC, CART
	Gordon Johncock	USAC, CART
	Johnny Rutherford	USAC, CART
	Emerson Fittipaldi	CART
11	Paul Tracy	CART, CCWS
	Helio Castroneves	CART, IRL
	Bobby Rahal	CART
10	Dario Franchitti	CART, IRL
	Scott Sharp	IRL
	Gil de Ferran	CART, IRL
	Sam Hornish Jr.	IRL
9	Tony Kanaan	CART, IRL
	Scott Dixon	CART, IRL
	Arie Luyendyk	CART, IRL
8	Justin Wilson	IRL, CCWS
	Eddie Cheever Jr.	IRL

## MOST CONSECUTIVE SEASONS WITH ONE OR MORE WINS (1946-2010)

Seasons	Driver	Years	Sanctioning Organization
11	Bobby Unser	1966-1976	USAC
	Emerson Fittipaldi	1985-1995	CART
	Helio Castroneves	2000-2010	CART, IRL
9	Johnny Rutherford	1973-1981	USAC
	Michael Andretti	1994-2002	CART
8	Rick Mears	1978-1985	USAC, CART
	Bobby Rahal	1982-1989	CART
	Al Unser Jr.	1988-1995	CART
	Rodger Ward	1957-1963	USAC
7	Gordon Johncock	1973-1979	USAC, CART
	Scott Sharp	1996/97-2003	IRL
	Sam Hornish Jr.	2001-2007	IRL
6	Tony Kanaan	2003-2008	IRL
	Scott Dixon	2005-2009	IRL

## WINS FROM THE FURTHEST STARTING POSITION, OVERALL (1946-2010)

Position	Driver	Track	Year	Sanctioning Organization
28th	Helio Castroneves	Chicagoland	2008	IRL
26th	Buddy Lazier	Phoenix	2000	IRL
25th	Johnny Rutherford	Indianapolis	1974	USAC
	Mike Mosley	Milwaukee	1981	CART
	Max Papis	Laguna Seca	2001	CART
23rd	Scott Dixon	Nazareth	2001	CART
22nd	Roberto Guerrero	Phoenix	1987	CART
21st	Patrick Carpentier	Michigan	2001	CART
20th	Al Unser	Indianapolis	1987	USAC
	Danny Ongais	Michigan	1978	USAC

**Wins 1946-2010****WINS FROM FURTHEST STARTING POSITION,  
ROAD/STREET COURSES (1946-2010)**

<b>Position</b>	<b>Driver</b>	<b>Track</b>	<b>Year</b>	<b>Sanctioning Organization</b>
25th	Max Papis	Laguna Seca	2001	CART
19th	Al Unser Jr.	Miami	1986	CART
17th	Paul Tracy	Long Beach	2000	CART
	Adrian Fernandez	Australia	2000	CART
16th	Mario Dominguez	Australia	2002	CART
15th	Michael Andretti	Long Beach	2001	CART
	Robert Doornbos	San Jose	2007	CCWS
13th	Alex Tagliani	Road America	2004	CCWS
12th	Ryan Hunter-Reay	Australia	2003	CART
11th	Mark Blundell	Portland	1997	CART
	Alex Zanardi	Long Beach	1998	CART



## All-Time Career Pole Winners 1930-2010

Rank	Driver	Poles	Poles by Sanctioning Body
1	Mario Andretti	67	USAC 36, CART 29
2	A.J. Foyt	53	USAC 53
3	Bobby Unser	49	USAC 35, CART 14
4	Rick Mears	40	CART 34, USAC 6
5	Helio Castroneves	36	IRL 29, CART 7,
6	Michael Andretti	32	CART 32
7	Sebastien Bourdais	31	CCWS 26, CART 5
8	Al Unser	27	USAC 24, CART 3
9	Paul Tracy	25	CART 19, CCWS 6
10	Dario Franchitti	24	CART 11, IRL 13
11	Johnny Rutherford	23	USAC 16, CART 7
12	Gil de Ferran	21	CART 16, IRL 5
13	Gordon Johncock	20	USAC 15, CART 5
14	Danny Sullivan	19	CART 19
15	Rex Mays	18	AAA 18
	Bobby Rahal	18	CART 18
17	Emerson Fittipaldi	17	CART 16, USAC 1
18	Scott Dixon	15	IRL 15
	Will Power	15	IRL 9, CCWS 6
19	Tony Bettenhausen	14	AAA 13, USAC 1
	Don Branson	14	USAC 14
	Tom Sneva	14	USAC 10, CART 4
	Juan Pablo Montoya	14	CART 14
	Tony Kanaan	14	IRL 10, CART 4
24	Greg Ray	13	IRL 13
25	Parnelli Jones	12	USAC 12
26	Rodger Ward	11	USAC 11
	Danny Ongais	11	USAC 11
	Ryan Briscoe	11	IRL 11
28	Johnny Thomson	10	USAC 10
	Dan Gurney	10	USAC 10
	Teo Fabi	10	CART 10
	Alex Zanardi	10	CART 10
	Nigel Mansell	10	CART 10
	Bryan Herta	10	CART 7, IRL 3
	Sam Hornish Jr.	10	IRL 10
35	Bill Cummings	9	AAA 9
	Jud Larson	9	USAC 9
	Jimmy Vasser	9	CART 8, CCWS 1
	Bruno Junqueira	9	IRL 1
	Billy Boat	9	IRL 9
40	Lloyd Ruby	8	USAC 8
	Jack McGrath	8	AAA 8
	Tomas Scheckter	8	IRL 9
	Justin Wilson	8	IRL 1
45	Tony Stewart	7	IRL 7
	Al Unser Jr.	7	CART 6, USAC 1
	Kenny Brack	7	CART 7
	Cristiano da Matta	7	CART 7
50	Roberto Guerrero	6	CART 5, USAC 1
	Jacques Villeneuve	6	CART 6
	Scott Sharp	6	IRL 6
53	Emil Andres	5	AAA 5
	Paul Russo	5	AAA 5
	Bob Sweikert	5	AAA 5
	Greg Moore	5	CART 5
	Scott Pruett	5	CART 5
	Patrick Carpentier	5	CART 4, CCWS 1
	Alex Tagliani	5	CART 5
	Arie Luyendyk	5	IRL 4
	Buddy Rice	5	IRL 5
	Dan Wheldon	5	IRL 5
63	Billy Arnold	4	AAA 4
	Shorty Cantlon	4	AAA 4
	Ted Horn	4	AAA 4
	Don Freeland	4	AAA 4
	Mike Nazaruk	4	AAA 4
	Eddie Sachs	4	USAC 4

Rank	Driver	Poles	Poles by Sanctioning Body
	Greg Weld	4	USAC 4
	Mark Donohue	4	USAC 4
	Robby Gordon	4	CART 4
	Mauricio Gugelmin	4	CART 4
	Adrian Fernandez	4	CART 4
	Mark Dismore	4	IRL 4
75	Duke Nalon	3	AAA 3
	Johnny McDowell	3	AAA 3
	Bill Vukovich	3	AAA 3
	Chuck Stevenson	3	AAA 3
	Shorty Templeman	3	USAC 2, AAA 1
	Jimmy Bryan	3	USAC 2, AAA 1
	Manny Ayulo	3	AAA 3
	Andy Linden	3	USAC 2, AAA 1
	Jimmy Reece	3	AAA 2, USAC 1
	Johnny Boyd	3	USAC 3
	George Amick	3	USAC 3
	Dick Rathmann	3	USAC 3
	Jim Hurtubise	3	USAC 3
	Jim Clark	3	USAC 3
	Roger McCluskey	3	USAC 3
	Peter Revson	3	USAC 3
	Raul Boesel	3	CART 3
	Danica Patrick	3	IRL 3
93	Russ Snowberger	2	AAA 2
	Lou Moore	2	AAA 2
	Bob Carey	2	AAA 2
	Kelly Petillo	2	AAA 2
	Billy Winn	2	AAA 2
	Floyd Roberts	2	AAA 2
	Jimmy Snyder	2	AAA 2
	Duke Dinsmore	2	AAA 2
	Myron Fohr	2	AAA 2
	Lee Wallard	2	AAA 2
	Mel Hansen	2	AAA 2
	Fred Agabashian	2	AAA 2
	Troy Ruttman	2	AAA 2
	Bill Schindler	2	AAA 2
	Rex Easton	2	USAC 2
	Al Keller	2	USAC 2
	Jim McElreath	2	USAC 2
	Larry Dickson	2	USAC 2
	Bruce Walkup	2	USAC 2
	Art Pollard	2	USAC 2
	Joe Leonard	2	USAC 2
	Bill Vukovich Jr.	2	USAC 2
	Gary Bettenhausen	2	USAC 2
	Johnny Parsons Jr.	2	USAC 2
	Kevin Cogan	2	CART 2
	Scott Brayton	2	USAC 1, IRL 1
	Scott Goodyear	2	CART 1, IRL 1
	Andre Ribeiro	2	CART 2
	Max Papis	2	CART 2
	Christian Fittipaldi	2	CART 2
	Jeff Ward	2	IRL 2
	Jaques Lazier	2	IRL 2
	Vitor Meira	2	IRL 2
	Richie Hearn	2	IRL 2
	Roberto Moreno	2	CART
	A.J. Allmendinger	2	CCWS 2
	Graham Rahal	2	IRL 2
130	Chet Gardner	1	AAA 1
	Wilbur Shaw	1	AAA 1
	Ernie Triplett	1	AAA 1
	Paul Bost	1	AAA 1
	Johnny Sawyer	1	AAA 1
	Doc MacKenzie	1	AAA 1
	Deacon Litz	1	AAA 1

CONTINUED ON NEXT PAGE ►►

**All-Time Career Pole Winners 1930-2010** *(continued)*

<b>Rank</b>	<b>Driver</b>	<b>Poles</b>	<b>Poles by Sanctioning Body</b>
	George Connor	1	AAA 1
	Antonio Brivio	1	AAA 1
	Rudolf Caracciola	1	AAA 1
	Mauri Rose	1	AAA 1
	Cliff Bergere	1	AAA 1
	Bill Holland	1	AAA 1
	Walt Brown	1	AAA 1
	Johnny Mantz	1	AAA 1
	Spider Webb	1	AAA 1
	Jimmy Davies	1	AAA 1
	Walt Faulkner	1	AAA 1
	Bobby Ball	1	AAA 1
	Johnnie Parsons	1	AAA 1
	Henry Banks	1	AAA 1
	Jim Rigsby	1	AAA 1
	Cliff Griffith	1	AAA 1
	Duane Carter	1	AAA 1
	Joe Sostillio	1	AAA 1
	Jiggs Peters	1	AAA 1
	Sam Hanks	1	AAA 1
	Jerry Hoyt	1	AAA 1
	Ed Elisian	1	AAA 1
	Eddie Russo	1	AAA 1
	Edgar Elder	1	AAA 1
	Pat Flaherty	1	USAC 1
	Billy Garrett	1	USAC 1
	Bob Veith	1	USAC 1
	Earl Motter	1	USAC 1
	Pat O'Connor	1	USAC 1
	Elmer George	1	USAC 1
	Len Sutton	1	USAC 1
	Art Bisch	1	USAC 1
	Jim Rathmann	1	USAC 1
	Wayne Weiler	1	USAC 1
	Bob Cleberg	1	USAC 1
	Don Davis	1	USAC 1
	Bobby Marshman	1	USAC 1
	Ronnie Bucknum	1	USAC 1
	Jerry Grant	1	USAC 1
	Wally Dallenbach	1	USAC 1
	Tom Bigelow	1	USAC 1
	Geoff Brabham	1	CART 1
	John Paul Jr.	1	CART 1
	Jacques Villeneuve*	1	CART 1
	Pancho Carter	1	USAC 1
	Parker Johnstone	1	CART 1
	Buddy Lazier	1	IRL 1
	Sarah Fisher	1	IRL 1
	Sam Schmidt	1	IRL 1
	Marco Greco	1	IRL 1
	Eddie Cheever Jr.	1	IRL 1
	Michel Jourdain Jr.	1	CART 1
	Ryan Hunter-Reay	1	CCWS 1
	Oriol Servia	1	CCWS 1
	Mario Dominguez	1	CCWS 1
	Dan Clarke	1	CCWS 1
	Tristan Gommendy	1	CCWS 1
	Marco Andretti	1	IRL 1
	Ed Carpenter	1	IRL 1

\* Uncle of 1995 Champ Car champion Jacques Villeneuve

## Poles 1946-2010

### MOST CONSECUTIVE POLE POSITIONS (1946-2010)

Poles	Driver	Year	Sanctioning Organization
7	Mario Andretti	1965-1966	USAC
6	Bobby Unser	1972	USAC
	Alex Zanardi	1996-1997	CART
5	Mario Andretti	1984	CART
	Danny Sullivan	1988	CART
4	A.J. Foyt	1974	USAC
	Johnny Rutherford	1977	USAC
	Rick Mears	1982-1983	CART
	Bobby Rahal	1985	CART
	Emerson Fittipaldi	1989	CART
	Michael Andretti	1992	CART
	Billy Boat	1998	IRL
	Juan Pablo Montoya	2000	CART
	Helio Castroneves	2004	IRL
	Sebastien Bourdais	2004, 2006	CCWS
3	Rick Mears	1982, 1991	CART
	Greg Ray	2000	CART
	Scott Dixon	2003	CART
	Helio Castroneves	2006	CART
	Will Power	2010-twice	IRL

### MOST POLE POSITIONS, SINGLE SEASON (1946-2010)

Poles	Driver	Year	Sanctioning Organization
10	A.J. Foyt	1965	USAC
9	Danny Sullivan	1988	CART
	Mario Andretti	1966	USAC
8	Mario Andretti	1968	USAC
	Al Unser	1970	USAC
	A.J. Foyt	1974	USAC
	Danny Ongais	1978	USAC
	Rick Mears	1982	CART
	Mario Andretti	1984	CART
	Mario Andretti	1987	CART
	Michael Andretti	1991	CART
	Sebastien Bourdais	2004	CCWS
	Will Power	2010	IRL
7	Helio Castroneves	2007	IRL
6	Billy Boat	1998	IRL
	Paul Tracy	2003	CART
	Scott Dixon	2008	IRL
5	Greg Ray	2000	IRL
	Scott Dixon	2003	IRL
	Helio Castroneves	2004, 2006	IRL
	Buddy Rice	2004	IRL
	Dario Franchitti	2009	IRL

### MOST WINS FROM THE POLE POSITION, CAREER (1946-2010)

Wins	Driver	Wins	Driver
25	Mario Andretti	1	Mark Donohue
22	A.J. Foyt		Emerson Fittipaldi
17	Sebastien Bourdais		Jim Clark
15	Bobby Unser		Jimmy Bryan
14	Rick Mears		Bob Sweikert
12	Michael Andretti		Jack McGrath
	Helio Castroneves		Wally Dallenbach
11	Al Unser		Gary Bettenhausen
10	Paul Tracy		Lloyd Ruby
9	Johnny Rutherford		Don Branson
8	Dario Franchitti		Robby Gordon
7	Tony Bettenhausen		Roberto Guerrero
	Scott Dixon		Andre Ribeiro
6	Danny Sullivan		Tom Sneva
	Al Unser Jr.		Jacques Villeneuve
	Sam Hornish Jr.		Greg Moore
5	Rodger Ward		Roberto Moreno
	Dan Gurney		Kenny Brack
	Gordon Johncock		Max Papis
	Juan Pablo Montoya		Ryan Hunter-Reay
	Will Power		Elmer George
4	Parnelli Jones		Len Sutton
	Johnny Thomson		Art Bisch
	Bobby Rahal		Pat Flaherty
	Alex Zanardi		George Amick
	Greg Ray		Justin Wilson
	Bruno Junqueira		Mel Hansen
	Gil de Ferran		Fred Agabashian
3	Teo Fabi		Jimmy Davies
	Nigel Mansell		Bill Holland
	Cristiano da Matta		A.J. Allmendinger
	Jud Larson		Tony Stewart
	Danny Ongais		Sam Schmidt
	Bryan Herta		Jaques Lazier
	Tony Kanaan		
2	Jimmy Vasser		
	Eddie Sachs		
	Bill Vukovich		
	Rex Mays		
	Patrick Carpentier		
	Arie Luyendyk		
	Tomas Scheckter		
	Dan Wheldon		
	Buddy Rice		
	Ryan Briscoe		

## Wins From The Pole Position, Race-By-Race Breakdown

## AAA (1946-1955)

Year (No.)	Track	Driver
1946 (2)	Indianapolis	Rex Mays
	Milwaukee	Rex Mays
1947 (1)	Milwaukee #1	Bill Holland
1948 (0)	None	
1949 (3)	Springfield #1	Mel Hansen
	Sacramento	Fred Agabashian
	DelMar	Jimmy Davies
1950 (2)	Springfield #2	Tony Bettenhausen
	Bay Meadows	Tony Bettenhausen
1951 (4)	DuQuoin #2	Tony Bettenhausen
	Syracuse	Tony Bettenhausen
	Denver	Tony Bettenhausen
	San Jose	Tony Bettenhausen
1952 (2)	Syracuse	Jack McGrath
	Denver	Bill Vukovich
1953 (2)	Indianapolis	Bill Vukovich
	Phoenix	Tony Bettenhausen
1954 (1)	Las Vegas	Jimmy Bryan
1955 (1)	Syracuse	Bob Sweikert

## USAC (1956-1978)

Year (No.)	Track	Driver
1956 (3)	Indianapolis	Pat Flaherty
	Sacramento	Jud Larson
	Phoenix	George Amick
1957 (5)	Langhorne	Johnny Thomson
	DuQuoin	Jud Larson
	Syracuse	Elmer George
	Indy (D)	Jud Larson
	Sacramento	Rodger Ward
1958 (4)	Trenton #1	Len Sutton
	Milwaukee #1	Art Bisch
	DuQuoin	Johnny Thomson
	Sacramento	Johnny Thomson
1959 (3)	Milwaukee#1	Johnny Thomson
	Indy (D)	Rodger Ward
	Trenton #2	Eddie Sachs
1960	None	
1961 (3)	Syracuse	Rodger Ward
	Indy (D)	A.J. Foyt
	Trenton #2	Eddie Sachs
1962 (3)	Milwaukee	A.J. Foyt
	Indy (D)	Parnelli Jones
	Sacramento	A.J. Foyt
1963 (5)	Indianapolis	Parnelli Jones
	Trenton #2	A.J. Foyt
	Milwaukee #2	Jim Clark
	Indy (D)	Rodger Ward
	Sacramento	Rodger Ward
1964 (4)	Trenton #1	A.J. Foyt
	Milwaukee #2	Parnelli Jones
	Indy (D)	A.J. Foyt
	Trenton #3	Parnelli Jones
1965 (5)	Trenton #2	A.J. Foyt
	Indy (RC)	Mario Andretti
	Indy (D)	A.J. Foyt
	Trenton #3	A.J. Foyt
	Sacramento	Mario Andretti
1966 (7)	Milwaukee #1	Mario Andretti
	Langhorne #1	Mario Andretti
	Atlanta	Mario Andretti
	Springfield	Don Branson
	Milwaukee #2	Mario Andretti
	Trenton #2	Mario Andretti
	Phoenix #2	Mario Andretti

Year (No.)	Track	Driver
1967 (7)	Phoenix #1	Lloyd Ruby
	Trenton #1	Mario Andretti
	Milwaukee #1	Gordon Johncock
	Mosport #1	Bobby Unser
	Mosport #2	Bobby Unser
	St. Jovite #2	Mario Andretti
	Riverside	Dan Gurney
1968 (9)	Phoenix #1	Bobby Unser
	Mosport #1	Dan Gurney
	Mosport#2	Dan Gurney
	Langhorne #1	Gordon Johncock
	Indy (RC) #2	Al Unser
	Langhorne #3	Al Unser
	St. Jovite #1	Mario Andretti
	St. Jovite #2	Mario Andretti
	Riverside	Dan Gurney
1969 (5)	Hanford	Mario Andretti
	Trenton #1	Mario Andretti
	Indy (RC)	Dan Gurney
	Milwaukee #2	Al Unser
	Phoenix #2	Al Unser
1970 (7)	Indianapolis	Al Unser
	Langhorne	Bobby Unser
	Michigan	Gary Bettenhausen
	Milwaukee #2	Al Unser
	DuQuoin	Al Unser
	Sedalia	Al Unser
	Trenton #2	Al Unser
1971 (4)	Argentina #2	Al Unser
	Pocono	Mark Donohue
	Milwaukee #2	Bobby Unser
	Trenton #2	Bobby Unser
1972 (3)	Phoenix #1	Bobby Unser
	Milwaukee #1	Bobby Unser
	Trenton #2	Bobby Unser
1973 (5)	Milwaukee #1	Bobby Unser
	Milwaukee #2	Wally Dallenbach
	Ontario 100	Johnny Rutherford
	Trenton #3	Gordon Johncock
	Phoenix	Gordon Johncock
1974 (4)	Ontario 100	A.J. Foyt
	Ontario 100	Johnny Rutherford
	Michigan #1	Bobby Unser
	Trenton #2	A.J. Foyt
1975 (4)	Ontario 100	A.J. Foyt
	Ontario 500	A.J. Foyt
	Milwaukee #1	A.J. Foyt
	Michigan	A.J. Foyt
1976 (3)	Indianapolis	Johnny Rutherford
	Texas #1	A.J. Foyt
	Michigan #2	A.J. Foyt
1977 (1)	Phoenix #1	Johnny Rutherford
1978 (3)	Texas #1	Danny Ongais
	Mosport	Danny Ongais
	Milwaukee #2	Danny Ongais

## CART/USAC (1979-1995)

Year (No.)	Track	Driver
1979 (5)	Atlanta #1	Johnny Rutherford (CART)
	Atlanta #2	Johnny Rutherford (CART)
	Indianapolis (USAC)	Rick Mears (USAC)
	Trenton #2	Bobby Unser (CART)
	Michigan #3	Bobby Unser (CART)

CONTINUED ON NEXT PAGE ►►

## Wins From The Pole Position, Race-By-Race Breakdown *(continued)*

Year (No.)	Track	Driver	
1980 (6)	Ontario 500	Johnny Rutherford	
	Indianapolis	Johnny Rutherford	
	Pocono	Bobby Unser	
	Milwaukee	Johnny Rutherford (CART)	
	Ontario 500	Bobby Unser (CART)	
	Michigan	Mario Andretti (CART)	
1981 (2)	Atlanta #2	Rick Mears (CART)	
	Michigan #2	Rick Mears (CART)	
1982 (4)	Phoenix #1	Rick Mears (CART)	
	Atlanta	Rick Mears (CART)	
	Milwaukee	Gordon Johncock (CART)	
1983 (3)	Pocono	Rick Mears (CART)	
	Road America	Mario Andretti (CART)	
	Laguna Seca	Teo Fabi (CART)	
	Phoenix #2	Teo Fabi (CART)	
	1984 (6)	Long Beach	Mario Andretti (CART)
1985 (7)	Phoenix	Tom Sneva (CART)	
	Meadowlands	Mario Andretti (CART)	
	Michigan #1	Mario Andretti (CART)	
	Road America	Mario Andretti (CART)	
	Mid-Ohio	Mario Andretti (CART)	
	Long Beach	Mario Andretti (CART)	
	Milwaukee	Mario Andretti (CART)	
	Pocono	Rick Mears (CART)	
	Mid-Ohio	Bobby Rahal (CART)	
	Michigan	Bobby Rahal (CART)	
1986 (2)	Laguna Seca	Bobby Rahal (CART)	
	Phoenix	Al Unser (CART)	
	Milwaukee	Michael Andretti (CART)	
	Cleveland	Danny Sullivan (CART)	
	1987 (5)	Long Beach	Mario Andretti (CART)
1988 (4)	Michigan	Michael Andretti (CART)	
	Road America	Mario Andretti (CART)	
	Mid-Ohio	Roberto Guerrero (CART)	
	Nazareth	Michael Andretti (CART)	
	Indianapolis	Rick Mears (USAC)	
	Portland	Danny Sullivan (CART)	
1989 (6)	Nazareth	Danny Sullivan (CART)	
	Laguna Seca	Danny Sullivan (CART)	
	Phoenix	Rick Mears (CART)	
	Long Beach	Al Unser Jr. (CART)	
	Milwaukee	Rick Mears (CART)	
	Mid-Ohio	Teo Fabi (CART)	
	Road America	Danny Sullivan (CART)	
	Laguna Seca	Rick Mears (CART)	
	1990 (6)	Phoenix	Rick Mears (CART)
	1991 (6)	Long Beach	Al Unser Jr. (CART)
Detroit		Michael Andretti (CART)	
Meadowlands		Michael Andretti (CART)	
Mid-Ohio		Michael Andretti (CART)	
Laguna Seca		Danny Sullivan (CART)	
Indianapolis		Rick Mears (USAC)	
Toronto		Michael Andretti (CART)	
1992 (4)	Michigan	Rick Mears (CART)	
	Vancouver	Michael Andretti (CART)	
	Mid-Ohio	Michael Andretti (CART)	
	Laguna Seca	Michael Andretti (CART)	
	New Hampshire	Bobby Rahal (CART)	
1993 (5)	Cleveland	Emerson Fittipaldi (CART)	
	Vancouver	Michael Andretti (CART)	
	Laguna Seca	Michael Andretti (CART)	
	Australia	Nigel Mansell (CART)	
	Cleveland	Paul Tracy (CART)	
1994 (5)	New Hampshire	Nigel Mansell (CART)	
	Road America	Paul Tracy (CART)	
	Nazareth	Nigel Mansell (CART)	
	Indianapolis	Al Unser Jr. (USAC)	
1995 (3)	Portland	Al Unser Jr. (CART)	
	Cleveland	Al Unser Jr. (CART)	
	Mid-Ohio	Al Unser Jr. (CART)	
	Laguna Seca	Paul Tracy (CART)	
	Detroit	Robby Gordon (CART)	
1996 (6)	Road America	Jacques Villeneuve (CART)	
	New Hampshire	Andre Ribeiro (CART)	

Year (No.)	Track	Driver
1994 (5)	Indianapolis	Al Unser Jr. (USAC)
	Portland	Al Unser Jr. (CART)
	Cleveland	Al Unser Jr. (CART)
	Mid-Ohio	Al Unser Jr. (CART)
	Laguna Seca	Paul Tracy (CART)
1995 (3)	Detroit	Robby Gordon (CART)
	Road America	Jacques Villeneuve (CART)
	New Hampshire	Andre Ribeiro (CART)

### IRL/CART (1996-2003)

Year (No.)	Track	Driver	
1996 (6)	Australia	Jimmy Vasser (CART)	
	Phoenix	Arie Luyendyk (IRL)	
	U.S. 500	Jimmy Vasser (CART)	
	Portland	Alex Zanardi (CART)	
	Mid-Ohio	Alex Zanardi (CART)	
	Laguna Seca	Alex Zanardi (CART)	
1997 (3)	Nazareth	Paul Tracy (CART)	
	Indianapolis	Arie Luyendyk (IRL)	
	Cleveland	Alex Zanardi (CART)	
1998 (3)	Disney World	Tony Stewart (IRL)	
	Vancouver	Dario Franchitti (CART)	
	Laguna Seca	Bryan Herta (CART)	
1999 (9)	Homestead	Greg Moore (CART)	
	Nazareth	Juan Pablo Montoya (CART)	
	Pikes Peak 1	Greg Ray (IRL)	
	Cleveland	Juan Pablo Montoya (CART)	
	Pikes Peak 2	Greg Ray (IRL)	
	Vancouver	Juan Pablo Montoya (CART)	
	Las Vegas	Sam Schmidt (IRL)	
	Laguna Seca	Bryan Herta (CART)	
	Australia	Dario Franchitti (CART)	
2000 (5)	Milwaukee	Juan Pablo Montoya (CART)	
	Cleveland	Roberto Moreno (CART)	
	Atlanta	Greg Ray (IRL)	
	Laguna Seca	Helio Castroneves (CART)	
	Gateway	Juan Pablo Montoya (CART)	
2001 (8)	Long Beach	Helio Castroneves (CART)	
	Atlanta	Greg Ray (IRL)	
	Milwaukee	Kenny Brack (CART)	
	Detroit	Helio Castroneves (CART)	
	Portland	Max Papis (CART)	
	Chicagoland	Jaques Lazier (IRL)	
	Texas 2	Sam Hornish Jr. (IRL)	
	Houston	Gil de Ferran (CART)	
	2002 (12)	Homestead	Sam Hornish Jr. (IRL)
	Phoenix	Helio Castroneves (IRL)	
Motegi	Bruno Junqueira (CART)		
Laguna Seca	Cristiano da Matta (CART)		
Pikes Peak	Gil de Ferran (IRL)		
Portland	Cristiano da Matta (CART)		
Toronto	Cristiano da Matta (CART)		
Michigan	Tomas Scheckter (IRL)		
Mid-Ohio	Patrick Carpentier (CART)		
Gateway	Gil de Ferran (IRL)		
Denver	Bruno Junqueira (CART)		
Chicagoland	Sam Hornish Jr. (IRL)		

CONTINUED ON NEXT PAGE ►►

**Wins From The Pole Position, Race-By-Race Breakdown** *(continued)*

Year (No.)	Track	Driver
2003 (14)	Phoenix	Tony Kanaan (IRL)
	Lausitz	Sebastien Bourdais (CART)
	Laguna Seca	Patrick Carpentier (CART)
	Richmond	Scott Dixon (IRL)
	Cleveland	Sebastien Bourdais (CART)
	Toronto	Paul Tracy (CART)
	Vancouver	Paul Tracy (CART)
	Road America	Bruno Junqueira (CART)
	Gateway	Helio Castroneves (IRL)
	Mid-Ohio	Paul Tracy (CART)
	Kentucky	Sam Hornish Jr. (IRL)
	Denver	Bruno Junqueira (CART)
	Mexico City	Paul Tracy (CART)
	Texas 2	Gil de Ferran (IRL)

**IRL/CHAMP CAR WORLD SERIES (2004-2010)**

Year (No.)	Track	Driver	
2004 (11)	Motegi	Dan Wheldon (IRL)	
	Monterrey	Sebastien Bourdais (CCWS)	
	Indianapolis	Buddy Rice (IRL)	
	Milwaukee	Ryan Hunter-Reay (CCWS)	
	Portland	Sebastien Bourdais (CCWS)	
	Kansas City	Buddy Rice (IRL)	
	Toronto	Sebastien Bourdais (CCWS)	
	Vancouver	Paul Tracy (CCWS)	
	Denver	Sebastien Bourdais (CCWS)	
	Texas 2	Helio Castroneves (IRL)	
	Mexico City	Sebastien Bourdais (CCWS)	
	2005 (8)	Cleveland	Paul Tracy (CCWS)
		Texas	Tomas Scheckter (IRL)
Milwaukee		Sam Hornish Jr. (IRL)	
Michigan		Bryan Herta (IRL)	
San Jose		Sebastien Bourdais (CCWS)	
Las Vegas		Sebastien Bourdais (CCWS)	
California		Dario Franchitti (IRL)	
Mexico City		Justin Wilson (CCWS)	
2006 (9)	Long Beach	Sebastien Bourdais (CCWS)	
	Motegi	Helio Castroneves (IRL)	
	Monterrey	Sebastien Bourdais (CCWS)	
	Indianapolis	Sam Hornish Jr. (IRL)	
	Milwaukee	Sebastien Bourdais (CCWS)	
	Cleveland	A.J. Allmendinger (CCWS)	
	Michigan	Helio Castroneves (IRL)	
	San Jose	Sebastien Bourdais (CCWS)	
	Montreal	Sebastien Bourdais (CCWS)	
2007 (10)	Homestead	Dan Wheldon (IRL)	
	St. Petersburg	Helio Castroneves (IRL)	
	Las Vegas	Will Power (CCWS)	
	Long Beach	Sebastien Bourdais (CCWS)	
	Richmond	Dario Franchitti (IRL)	
	Nashville	Scott Dixon (IRL)	
	Kentucky	Tony Kanaan (IRL)	
	Road America	Sebastien Bourdais (CCWS)	
	Zolder	Sebastien Bourdais (CCWS)	
	Chicagoland	Dario Franchitti (IRL)	
2008 (6)	Homestead	Scott Dixon (IRL)	
	Indianapolis	Scott Dixon (IRL)	
	Texas	Scott Dixon (IRL)	
	Richmond	Tony Kanaan (IRL)	
	Kentucky	Scott Dixon (IRL)	
	Infineon	Helio Castroneves (IRL)	
2009 (7)	Indianapolis	Helio Castroneves (IRL)	
	Toronto	Dario Franchitti (IRL)	
	Edmonton	Will Power (IRL)	
	Infineon	Dario Franchitti (IRL)	
	Chicagoland	Ryan Briscoe (IRL)	
	Motegi	Scott Dixon (IRL)	
	Homestead	Dario Franchitti (IRL)	

Year (No.)	Track	Driver
2010 (5)	St. Petersburg	Will Power (IRL)
	Texas	Ryan Briscoe (IRL)
	Watkins Glen	Will Power (IRL)
	Infineon	Will Power (IRL)
	Motegi	Helio Castroneves (IRL)

\* Uncle of 1995 Champ Car champion Jacques Villeneuve

## All-Time AAA/USAC/CART/Champ Car/IRL Driver Roster 1946-2010

▶ KEY: A – American Automobile Association 1946-1955; U – United States Auto Club 1956-1995; C – Championship Auto Racing Teams 1979-2003; I – Indy Racing League 1996-2010, CW – Champ Car World Series 2004-2008

### A

ACHESON, Kenneth (1984; C)  
 ADER, Walt (1946-48, 1950; A)  
 AGABASHIAN, Fred (1947-57; A/U)  
 ALBORETO, Michele (1996-97; I)  
 ALDERSON, Mark (1981-1984; U)  
 ALLEN, Bobby (1982; U)  
 ALLISON, Bobby (1973, 1975; U)  
 ALLISON, Donnie (1970-71; U)  
 ALLMENDINGER, A.J. (2004-06; CW)  
 ALSUP, Bill (1979-84; U/C)  
 AMATI, Chuck (1981-1983; U)  
 AMICK, George (1955-59; A/U)  
 AMICK, Red (1958-60; U)  
 ANDERSON, Don (1966-67; U)  
 ANDERSON, Johnnie (1969-70; U)  
 ANDERSON, Les (1947-48; A)  
 ANDRE, Didier (2001; I)  
 ANDRES, Emil (1946-50; A)  
 ANDRETTI, Jeff (1990-94; C/U)  
 ANDRETTI, John (1987-94, 2007-10; C/U/I)  
 ANDRETTI, Marco (2006-10; I)  
 ANDRETTI, Mario (1964-94; U/C)  
 ANDRETTI, Michael (1983-92, '94-2003, '06-'07; C/U/I)  
 ANNALA, Juho (2008; CW)  
 ANDREWS, Keith (1952-56; A/U)  
 ANGLE, Ed (1982-83; U)  
 ANTINUCCI, Richard (2009; I)  
 ARDINGER, Herb (1947; A)  
 ARMI, Frank (1951-54; A)  
 ARNOLD, Chuck (1959-60, '62, '64, '66-68; U)  
 ASCARI, Alberto (1952; A)  
 ASHLEY, Ian (1985-87; C)  
 ATCHISON, Scott (1988-89; C)  
 ATEs, Sonny (1968-70; U)  
 ATKINS, Dick (1965-66; U)  
 AXEL, Lloyd (1949-50; A)  
 AYULO, Manuel (1948-54; A)

### B

BACHELART, Eric (1992, '95; C/U)  
 BAGUETTE, Bertrand (2010; I)  
 BAGLEY, Tom (1978-80, '83; U/C)  
 BALDI, Mauro (1994; C)  
 BALL, Bobby (1950-52; A)  
 BALL, Steve (1981-82; U)  
 BALLABIO, Fulvio (1987-90; C)  
 BALLARD, Frank (1964; U)  
 BANKS, Henry (1946-48, '50-52; A)  
 BARBAZZA, Fabrizio (1987, '89, '92; C/U)  
 BARBER, Skip (1974; U)  
 BARDOWSKI, Bud (1946; A)  
 BARLOW, Roger (1951; A)  
 BARRETT, Stanton (2009; I)  
 BARRINGER, George (1946; A)  
 BARRON, Alex (1998-2001, 2001-05, '07; C/I)  
 BARTLETT, Kevin (1970; U)  
 BARTON, Buzz (1951-53, '58; A/U)  
 BARZDA, Joe (1958-59; U)  
 BATEMAN, Randy (1983-84; U)  
 BEALE, Rollie (1967-69; U)  
 BEATRIZ, Ana (2010; I)  
 BEDARD, Patrick (1982-84; C/U)  
 BEECHLER, Donnie (1998-01; I)  
 BEEKHUIS, Jon (1989-92; C)  
 BELL, Townsend (2001-02, '04-10; C/I)  
 BENSON, George (1967-69; U)  
 BENTLEY, Ross (1990-95; C)  
 BERGERE, Cliff (1946-47; A)  
 BERGIN, Gene (1968; U)

BERNOLDI, Enrique (2008; I)  
 BESNARD, David (2004; C)  
 BETTENHAUSEN, Gary (1966-78, '80-87, '89-93, '96; U/C)  
 BETTENHAUSEN, Merle (1970, '72; U)  
 BETTENHAUSEN, Tony (1946-61; A/U)  
 BETTENHAUSEN Jr., Tony (1980-93; U/C)  
 BIANCHI, Lucien (1967; U)  
 BIGELOW, Tom (1968-83, '85; U/C)  
 BISCH, Art (1956-58; U)  
 BISCH Jr., Art (1981-82; U)  
 BLOOM, Jeff (1981-82; U)  
 BLUNDELL, Mark (1996-2000; C)  
 BOAT, Billy (1996/97-03; I)  
 BOESEL, Raul (1985-90, '92-99, '98-00, '02; U/C/I)  
 BOLANOS, Juan Carlos (1980; C)  
 BONADIES, Tony (1955, '58-59; A/U)  
 BONNER, Brian (1992-93; U/C)  
 BOOKER, Elbert (1946, '47; A)  
 BOOTH, Chuck (1962-64, '68; U)  
 BOSS, Geoff (2003; C)  
 BOURBONNAIS, Claude (1994, '96/97; C/I)  
 BOURDAIS, Sebastien (2003-2007; CW/I)  
 BOYD, Curley (1964; U)  
 BOYD, Johnny (1954-66; A/U)  
 BRABHAM, Gary (1993-94; C)  
 BRABHAM, Geoff (1981-87, '89-91, '93; U/C)  
 BRABHAM, Jack (1961, '64, '68-70; U)  
 BRACK, Kenny (1996/97-99, 2000-02, 2002-03, '05; I/C)  
 BRANSON, Don (1956-66; U)  
 BRASSFIELD, Darrin (1988; C)  
 BRAYTON, Lee (1972-75; U)  
 BRAYTON, Scott (1981-95, '96; U/C/I)  
 BRAZIER, Malcolm (1952-54, '65-69; A/U)  
 BREMER, Ronnie (2005; CW)  
 BREN, Steve (1988, '90; C)  
 BRIGHT, Jason (2000; C)  
 BRISCOE, Ryan (2005-10; CW/I)  
 BROWN, Don (1970-71; U)  
 BROWN, Norm (1966-68; U)  
 BROWN, Walt (1946-51; A)  
 BRUNING, Ralph (1967-68; U)  
 BRYAN, Jimmy (1952-60; A/U)  
 BRYANT, Charles (1949-53; A)  
 BRYERS, Herb (1948-54; A)  
 BUCKNUM, Jeff (2005-06; I)  
 BUCKNUM, Ronnie (1967-70; U)  
 BUHL, Robbie (1993-94, 1996-04; C/I)  
 BUICK, Jim (1981; C)  
 BURANY, Frank (1949-50; A)  
 BURKE, Ronnie (1982-1984; U)  
 BUSSON, Karl (1970-71, '74; U)  
 BYRD, James (1969; U)  
 BYRNE, Johnny (1947-48; A)  
 BYRON, Red (1947; A)

### C

CACERES, Juan (2006; CW)  
 CAGLE, Buddy (1955, '59; A/U)  
 CAGLE, Will (1970; U)  
 CALIVA, Phil (1979-81, '83; U/C)  
 CALKINS, Buzz (1996-01; I)  
 CAMARA, Jaime (2008; I)  
 CAMATHIAS, Joel (2003; C)  
 CAMP, Barry (1982-83; U)  
 CAMPBELL, Foster (1955; A)  
 CAMPBELL, Wally (1954; A)  
 CANNON, John (1968-70, '73-74; U)  
 CANNON, Larry (1970-71, '73-81; U/C)  
 CANNON, Steve (1982-1984; A)  
 CANTLON, Wm. 'Shorty' (1946-47; A)

CANTRELL, Bill (1948-50, A)  
 CANTRELL, Billy (1963; U)  
 CARBONELL, Juan Carlos (1996/97; I)  
 CARLSON, Tyce (1996/97-02; I)  
 CARPENTER, Bob (1956; U)  
 CARPENTER, Ed (2003-10; I)  
 CARPENTER, Fred (1946-47; A)  
 CARPENTIER, Patrick (1997-2004, '05; C/I)  
 CARROLL, Adam (2010; I)  
 CARROLL, Bob (1954-55; A)  
 CARTER, Dana (1982-83; U)  
 CARTER, Duane (1948-55, '59-60, '63; A/U)  
 CARTER, Neal (1949-52; A)  
 CARTER, Pancho (1974-87, '89-92; U/C)  
 CARTER, Vic (1952-53; A)  
 CARUTHERS, Jimmy (1970-75; U)  
 CASSELLA, Billy (1975; U)  
 CASTERLINE, Eddie (1946; A)  
 CASTRONEVES, Helio (1998-2010 C/I)  
 CHANDLER, Michael (1980-84; U/C)  
 CHASSEY, Steve (1981, '83-89, '92; U/C)  
 CHEESBOURG, Bill (1956-62, '64-65; U)  
 CHEEVER Jr., Eddie (1986, '90-95, '96-02, '06; C/U/I)  
 CHEEVER, Ross (1992; C)  
 CHESSON, P.J. (2006; I)  
 CHIESA, Andrea (1993; C)  
 CHITWOOD, Joie (1946-50; A)  
 CHRISTIE, Bob (1956-63; U)  
 CICONI, Bob (1982-1984; U)  
 CIPRICH, Chuck (1983; C)  
 CLARK, Jim (1963-67; U)  
 CLARKE, Dan (2006-2007; CW)  
 CLEBERG, Bob (1959-61; U)  
 CLEMONS, Bud (1957; U)  
 CLUM, Leon (1961; U)  
 COGAN, Kevin (1981-91, '93; U/C)  
 COLE, Hal (1946, '48-49; A)  
 COLLINS, Danny (1965; U)  
 COLTON, Jerry (1968; U)  
 CONGDON, Gary (1965-67; U)  
 CONGDON, Russ (1959; U)  
 CONLEY, Jack (1962-64; U)  
 CONNOR, George (1946-52; A)  
 CONWAY, Mike (2009-2010; I)  
 COOGAN, Johnny (1981-82; U)  
 COOK, Duke (1981-83; U)  
 COPP, Tommy (1961, '64-66, '69; U)  
 CORNETT, Mel (1974-75; U)  
 COX, E.T. (1955; A)  
 COY, Johnny (1961-62; U)  
 COYNE, Dale (1984-89, '91; C)  
 CRAWFORD, Jim (1984-86, '88-93; C/U)  
 CRAWFORD, Ray (1954-56, '59; A/U)  
 CROCKETT, Larry (1954; A)  
 CROMBIE, Ed (1976-77; U)  
 CROSS, Art (1952-55; A)  
 CROWE, Allen (1961-63; U)

### D

da MATTA, Cristiano (1999-2002, 05-06; C/CW)  
 DACCO, Guido (1989-92; C)  
 DALLENBACH, Wally (1965-79; U/C)  
 DALLENBACH Jr., Wally (1987, '90; C)  
 DALY, Bob (1965-69; U)  
 DALY, Derek (1982-89; U/C)  
 DALZIEL, Ryan (2005, 07; CW)  
 DANA, Paul (2005-06; I)  
 DANIELS, Jerry (1963, '67-69; U)  
 DANNER, Christian (1992-95, '97; C)  
 DARE, Airton (2000-03, '06; I)

**All-Time AAA/USAC/CART/Champ Car/IRL Driver Roster 1946-2010** *(continued)*

► KEY: A – American Automobile Association 1946-1955; U – United States Auto Club 1956-1995; C – Championship Auto Racing Teams 1979-2003; I – Indy Racing League 1996-2010, CW – Champ Car World Series 2004-2008

DARNELL, Bay (1965, '68; U)  
 DAVIES, Jimmy (1949-51, '53-56, '58-59; A/U)  
 DAVIS, Don (1960-62; U)  
 DAVIS, Floyd (1946, '48; A)  
 DAVIS, Hank (1965; U)  
 DAVIS, Ross (1980-81; C)  
 DAYWALT, Jimmy (1950, '53-57, '59, '61-62; A/U)  
 de FERRAN, Gil (1995-2001, '01-03; C/U/I)  
 de VRIES, John (2002; I)  
 DeJONG, Bob (1970; U)  
 De SILVESTRO, Simona (2010; I)  
 DeTOMMASO, Tony (1991-92; C)  
 DeVORE, Billy (1946-48; A)  
 DEL MONTE, Fabrizio (2005; CW)  
 DESCH, Delmar (1947-51; A)  
 DIAZ, Luis (2002-03; C)  
 DICKSON, Larry (1965-71, '73, '75-84; U/C)  
 DIDERO, Doug (1999-00; I)  
 DILLON, Tom (1968; U)  
 DINSMORE, Duke (1946-51, '53, '56; A/U)  
 DIOGUARDI, Nick (1970; U)  
 DISMORE, Mark (1989, '91, '96-02; C/I)  
 DIXON, Scott (2001-02, '03-'10; C/I)  
 DOBSON, Dominic (1985-86, '88-94; C/U)  
 DOCKERY, Darrell (1970; U)  
 DOMINGUEZ, Mario (2002-08; C/CW/I)  
 DONOHUE, Mark (1968-73; U)  
 DOORBOS, Robert (2007, 2009; CW/I)  
 DRACONE, Francesco (2010; I)  
 DROLLINGER, Lee (1959-60; U)  
 DUDLEY, Max (1968-71, '74; U)  
 DUMAN, Ronnie (1961-68; U)  
 DUNCAN, Len (1954, '59-61; A/U)  
 DUNCAN, Ted (1948-49; A)  
 DUNO, Milka (2007-10; I)  
 DURANT, Paul (1996-98; I)  
 DURANT, Louis (1946-47; A)

**E**

EARLEY, Butch (1968-69; U)  
 EASTON, Rex (1951, '53-59, '61; A/U)  
 EATON, George (1971-72; U)  
 EATON, Kenny (1949, '51; A)  
 EDMUNDS, Don (1957; U)  
 EITELJORG, Jack (1968, '70; U)  
 EKBLUM, Fredrik (1994-96; C)  
 ELDER, Edgar (1953-55; A)  
 ELISIAN, Ed (1952-59; A/U)  
 ENGE, Tomas (2004-06; I)  
 ENGELHART, Billy (1980-81; U/C)  
 ENGLAND, Wayne (1951; A)  
 ERWIN, Brandon (2001; I)  
 EUSER, Cor (1991; C)  
 EYCKMANS, Wim (1999; I)

**F**

FABI, Corrado (1984; C)  
 FABI, Teo (1983-84, '88-90, '92-94, '96; C/U)  
 FANGIO II, Juan (1995-97; C)  
 FANKHOUSER, Miit (1947-49; A)  
 FARMER, Al 'Cotton' (1959-63, '67; U)  
 FAULKNER, Walt (1950-55; A)  
 FEDRICKS, Johnny (1949-51, '53; A)  
 FEJER, George (1968-69; U)  
 FELTY, Elvin (1982-83; U)  
 FERGUSON, Dick (1979-85, '87-88; C/U)  
 FERNANDEZ, Adrian (1993-2003, '04-05; C/U/I)  
 FIGGE, Alex (2007-2008; CW)  
 FILLIP, Chet (1982-85; U/C)  
 FINNEY, Bob (1951-55; A)

FINLEY, Ed (1975-76; U)  
 FIRESTONE, Dennis (1979-87; C/U)  
 FISHER, Sarah (1999-04, '06-'10; I)  
 FITTIPALDI, Christian (1995-2002; C/U)  
 FITTIPALDI, Emerson (1984-96; C/U)  
 FLAHERTY, Pat (1950, '53-56, '58-59, '63; A/U)  
 FLORENCE, Lew (1950; A)  
 FOHR, Myron (1947-50; A)  
 FOITTEK, Gregor (1992; C)  
 FOLLMER, George (1967-71, '75; U)  
 FOLTZ, Ted (1954, '65-69; A/U)  
 FONDER, George (1949, '52, '54; A)  
 FONTANA, Norberto (2000; C)  
 FORBERG, Carl (1951; A)  
 FORCE, Gene (1951-52, '54, '56, '58-60; A/U)  
 FOSTER, Billy (1964-66; U)  
 FOWLER, Ken (1947-48; A)  
 FOX, Stan (1984, '87-88, '90-95; U/C)  
 FOYT, A.J. (1957-93; U/C)  
 FOYT IV, A.J. (2003-09 I)  
 FOYT, Larry (2004-06; I)  
 FRANCHITTI, Dario (1997-2002, '02-07, 09-10; C/I)  
 FRANTZ, Tom (1975-76, '79, '81-82; U/C)  
 FRAZIER, Dick (1950-51; A)  
 FREE, Roland (1947; A)  
 FREELAND, Don (1952-62; A/U)  
 FREON, Franck (1994-95; C)  
 FREY, Bob (1980-81; C)  
 FREY, Jean-Pierre (1988-89; C)  
 FRYE Jr., Danny (1982-83; U)

**G**

GACHE, Phillipe (1992; U)  
 GACHOT, Bertrand (1993; C)  
 GANASSI, Chip (1982-86; U/C)  
 GARCIA Jr., Luiz (1999-2001; C)  
 GARDNER, Racin (1996; U/I)  
 GARRETT, Billy (1956-58; U)  
 GARSON, Joe (1951, '53-54; A)  
 GARZA, Josele (1981-87; C/U)  
 GEHLHAUSEN, Spike (1975-82, '84-86; U/C)  
 GEORGE, Elmer (1955-63; A/U)  
 GIACOMELLI, Bruno (1984-85; C)  
 GIAFFONE, Affonso (1996/97; I)  
 GIAFFONE, Felipe (2001-06; I)  
 GIBSON, Todd (1969, '76-78; U)  
 GIDLEY, Memo (1999-2001, '02, '04; C/I/CW)  
 GIEBLER, Phil (2007; I)  
 GLOCK, Timo (2005; CW)  
 GLOY, Tom (1977, '80, '84; U/C)  
 GOACHER, Potsy (1953; A)  
 GOETERS, Jorge (2005; CW)  
 GOLDSMITH, Paul (1958-63; U)  
 GOMMENDY, Tristan (2007; CW)  
 GONZALEZ, Roberto (2003-04; C/CW)  
 GOOD, Jimmy (1948, '50-51, '53; A)  
 GOODYEAR, Scott (1987, '89-96, '96/97-01; C/U/I)  
 GORDON, Robby (1992-99, '96-97, '99-04; C/U/I)  
 GOSEK, Joe (1996; I)  
 GOSS, Danny (1946; A)  
 GOTTSCHALK, Ken (1956-57; U)  
 GRABLE, Ron (1970; U)  
 GRAHAM, Roy (1956, '58, '62; U)  
 GRANT, Jerry (1965-77; U)  
 GRAY, Gary (1981-82; U)  
 GRECO, Marco (1994-96, '96-99; C/U/I)  
 GREGG, Mike (1982-83; U)  
 GREEN, Cecil (1950-51; A)  
 GREENFIELD, Michael (1989-91; C)  
 GREGG, Bob (1969; U)  
 GREGOIRE, Stephan (1993, '96-01, '06; U/I)

GREGORY, Buzz (1964; U)  
 GREGORY, Masten (1965; U)  
 GRIFFITH, Cliff (1950-52, '56, '61; A/U)  
 GRIM, Bobby (1958-69; U)  
 GROFF, Mike (1990-1994, '96, '96-98; C/U/I)  
 GROFF, Robbie (1994, 96/97-98; C/I)  
 GROUILLARD, Olivier (1993; C)  
 GUERRERO, Carlos (1995-96; C/U)  
 GUERRERO, Roberto (1984-95, '96-00; C/U/I)  
 GUGELMIN, Mauricio (1993-2001; C/U)  
 GURNEY, Chuck (1975, '77-78, 1981-82, 83-84; U)  
 GURNEY, Dan (1962-70; U)  
 GUTHRIE, Janet (1976-79; U)  
 GUTHRIE, Jim (1996-98; I)  
 GUYNN, Jack (1969; U)

**H**

HABERFELD, Mario (2003-04; C/CW)  
 HAHN, Emmitt (1982-83; U)  
 HAHN, Jack (1965-66; U)  
 HALL, Dean (1990-91, '95; C/U)  
 HALL, Norm (1961, '64-65; U)  
 HALLIDAY, Matt (2007; CW)  
 HALSMER, Pete (1980, '82-85; C/U)  
 HAMILTON, Butch (1966; U)  
 HAMILTON, Davey (1993, '96-01, '07-10; U/I)  
 HAMILTON, Ken (1981-82; U)  
 HAMILTON, Red (1952; A)  
 HAMMOND, Bus (1948-49; A)  
 HAMMOND, George (1947-50, '52-53, '55; A)  
 HANKS, Sam (1946, '48-57; A/U)  
 HANSEN, Jerry (1969; U)  
 HANSEN, Mel (1946-49; A)  
 HANSGEN, Walt (1964-65; U)  
 HARDMAN, Butch (1967; U)  
 HARKEY, Bob (1963-79; U)  
 HARRINGTON, Scott (1989, '96-02; C/I)  
 HARRISON, Glenn (1949, '51; A)  
 HARTLEY, Gene (1950, '52-62; A/U)  
 HARVEY, Billie (1980; C)  
 HATTORI, Naoki (1999; C)  
 HATTORI, Shigeaki (1999, 2000-03; C/I)  
 HAYWOOD, Hurlley (1980-82; U/C)  
 HEARN, Richie (1996-99, '96-96/97, '00-05; C/I)  
 HEATH, Allen (1952-53; A)  
 HEDRICK, Skip (1965; U)  
 HEIKES, Dick (1968; U)  
 HEIMRATH, Ludwig (1969-71; U)  
 HEIMRATH Jr., Ludwig (1984-85, '87-89; C/U)  
 HELLINGS, Mack (1948-51; A)  
 HELMS, Sonny (1963; U)  
 HEMMING, Jim (1957, '62; U)  
 HENDERSON, Bill (1981-82; U)  
 HEPBURN, Ralph (1946-47; A)  
 HERB, Jon (2000-02, 07; I)  
 HERMAN, Al (1955-57, '59-60; A/U)  
 HERRING, Bob (1967-69; U)  
 HERTA, Bryan (1994-2001, '03-06; C/U/I)  
 HEWITT, Jack (1981-82, 1983-84, 1998; U/I)  
 HEVERON, Doug (1983; C)  
 HEYLEN, Jan (2006-07; CW)  
 HEYWOOD, Jeff (1980; C)  
 HICKMAN, Jim (1982; C/U)  
 HIEBER, Gary (1981-1984; U)  
 HILDEBRAND, J.R. (2010; I)  
 HILL, Graham (1966-68; U)  
 HILL, Jay (1992; C)  
 HILL, Shelby (1950-55; A)  
 HILLENBURG, Andy (2000; I)  
 HILLIS, Art (1948-49, '55; A)  
 HINNERSHITZ, Tommy (1948-49, '51-56; A/U)



## All-Time AAA/USAC/CART/Champ Car/IRL Driver Roster 1946-2010 *(continued)*

▶ KEY: A – American Automobile Association 1946-1955; U – United States Auto Club 1956-1995; C – Championship Auto Racing Teams 1979-2003; I – Indy Racing League 1996-2010, CW – Champ Car World Series 2004-2008

HISS, Arlene (1976; U)  
 HISS, Mike (1972-76; U)  
 HOBBS, David (1969, '71, '73-74, '76; U)  
 HODGES, Red (1948; A)  
 HOLBERT, Al (1984; C/U)  
 HOLLAND, Bill (1947-50, '53; A)  
 HOLLANSWORTH, John (1966; U)  
 HOLLANSWORTH Jr., John (1999-01; I)  
 HOLMES, Howdy (1979-80, '82-85, '88; U/C)  
 HOLMES, Jackie (1947-50, '53; A)  
 HOMEIER, Bill (1953-55, '58-60; A/U)  
 HOOD, Ricky (1982-1984; U)  
 HORN, Ted (1946-48; A)  
 HORNISH Jr., Sam (2000-07; I)  
 HORSTMAYER, Bill (1964; U)  
 HORVATH, Don (1962; U)  
 HOUSER, Norm (1947, '49; A)  
 HOWARD, Jay (2008, 2010; I)  
 HOYT, Jerry (1950, '53-55; A)  
 HUBBARD, John (1972-75; U)  
 HUBBARD, Richard (1981-82; U)  
 HUCUL, Cliff (1977-81; U/C)  
 HULME, Denis (1967-69, '71; U)  
 HULSE, Chuck (1959-64, '66-68; U)  
 HULSE, Phil (1952-54; A)  
 HUNTER-REAY, Ryan (2003-05, 2007-10; C/CW/I)  
 HURT, Bob (1964-68; U)  
 HURTUBISE, Jim (1959-68, '70-74; U)  
 HYDE, Bill (1959-60; U)

### I

IRVIN, Gary (1977, '82-83; U)

### J

JACKSON, Jimmy (1946-51, '54; A)  
 JACOBI, Bruce (1960-68, '70; U)  
 JAMES, Joe (1950-52; A)  
 JANI, Neel (2007; CW)  
 JANIS, Jaroslav (2004; CW)  
 JASPER, Paul (1997; C)  
 JOHANSSON, Stefan (1992-96; C/U)  
 JOHNCOCK, Gordon (1964-84, '87-89, '91-92; U/C)  
 JOHNCOX, Ronnie (1999-00; I)  
 JOHNS, Bobby (1965, '69; U)  
 JOHNSON, Eddie (1950-66; A/U)  
 JOHNSON, Herm (1979-85; C/U)  
 JOHNSON, Ken (1988-89; C)  
 JOHNSON, Mike (1983-84; U)  
 JOHNSON, Van (1956-57, '59; U)  
 JOHNSTONE, Parker (1994-97; C)  
 JONES, Alan (1985; C)  
 JONES, Bubby (1977-78; U)  
 JONES, Danny (1960-61; U)  
 JONES, Davy (1987, '89, '93-96, '96; C/U/I)  
 JONES, Dee (1964-66, '70-73; U)  
 JONES, John (1988-89, '91-92; C)  
 JONES, Parnelli (1960-67; U)  
 JONES, PJ (1996-99, '04, '06; C/I)  
 JONSSON, Niclas (1999-00; I)  
 JOURDAIN, Bernard (1988-89, '91; C/U)  
 JOURDAIN, Michel (1980-81; C)  
 JOURDAIN Jr., Michel (1996, '96-96/97, '96-04; C/I/CW)  
 JUNQUEIRA, Bruno (2001-02, 04-05, 06-08, 10 C/I/CW)

### K

KANAAN, Tony (1998-2010; C/I)  
 KARL, Jerry (1969-76, '78, '80-84; U/C)  
 KASEMETS, Tonis (2006; CW)  
 KAUFFMAN, Keith (1982-83; U)

KAY, Johnny (1955, '59; A/U)  
 KEEGAN, Rupert (1985; C)  
 KELLER, Al (1954-59, '61; A/U)  
 KENNEDY, Walt (1982-83; U)  
 KENYON, Mel (1963-74, '76; U)  
 KILLINGER, Walt (1947-50, '52-53; A)  
 KING, Harry (1951; A)  
 KINSER, Sheldon (1975-84; U/C)  
 KINSER, Steve (1982-1984, 1996/97; U/I)  
 KITE, Jimmy (1996/97-2000, '03, '05; I)  
 KLADIS, Danny (1946, '54, '56; A/U)  
 KLAUSLER, Tom (1981, '83; U/C)  
 KLEINSCHMIDT, Paul (1952-55, '65-68; A/U)  
 KNAPP, Steve (1998-00; I)  
 KNEIFEL, Chris (1982-84; C/U)  
 KNEPPER, Arnie (1963-72, 1981-1983; U)  
 KNEPPER, Ray (1950-51; A)  
 KOCH, Ernie (1960-62; U)  
 KOCH, Paul (1982-83; U)  
 KOEHLIN, Jorge (1983; C)  
 KOSTENUK, Ed (1962-64; U)  
 KRISLOFF, Steve (1969-79, '81, '83; U/C)  
 KROSNOFF, Jeff (1996; C)  
 KRUEGER, Phil (1981-86, '88-89, '91; C/U)  
 KRUSEMAN, Cory (2002; I)  
 KRUMM, Michael (2001; C)  
 KUBIK, Jerry (1947; A)  
 KUDRAVE, David (1993-94, 1996-96/97-; C/I)  
 KUHN, Peter (1984; C)  
 KUNZMAN, Lee (1969, '72-73, '75-80; U/C)  
 KUROSAWA, Takuya (2000; C)

### L

LACY, Bill (1966; U)  
 LAMMERS, Jan (1985-86; C)  
 LANGHORNE, Will (2002; I)  
 LANGLEY, Joe (1946; A)  
 LANIER, Randy (1985-86; C/U)  
 LARSON, Jud (1956-59, '64-65; U)  
 LAVAGGI, Giovanni (1994; C)  
 LAVIN, Rodolfo (2003-05; C/CW)  
 LAWSON, Eddie (1996; C)  
 LAZIER, Bob (1981; C/U)  
 LAZIER, Buddy (1990-95, '96-08 C/U/I)  
 LAZIER, Jaques (1999-2007, 09; I)  
 LAZZARO, Anthony (2001-02; I)  
 LEEP, Harold (1960; U)  
 LEFFLER, Greg (1980-83; U/C)  
 LEFFLER, Jason (1999-00; I)  
 LEGGE, Katherine (2006-07; CW)  
 LEHTO, JJ (1998; C)  
 LEMARIE, Patrick (2003; C)  
 LEONARD, Joe (1964-74; U)  
 LEVRETT, Bayliss (1949-50; A)  
 LEWIS, Randy (1983-84, '86-91; C/U)  
 LIGHT, Mark (1949; A)  
 LIGUORI, Ralph (1957-70; U)  
 LINDEN, Andy (1950-57; A/U)  
 LINDER, Dick (1958-59; U)  
 LLOYD, Alex (2008-10; I)  
 LOTTERER, Andre (2002; C)  
 LOQUASTO, Al (1969-80, '82-83; U/C)  
 LOUDERMAN, Charles (1953, '55, '65, '67-69; A/U)  
 LUX, Ron (1966; U)  
 LUYENDYK, Arie (1984-95, '97, '96-99, '01-02; C/U/I)  
 LUYENDYK Jr., Arie (2006; I)  
 LYNCH, George (1948-50; A)

### M

MABE, Milton (1949, '52; A)

MacDONALD, Dave (1964; U)  
 MacDONALD, Harry (1981; C)  
 MacPHERSON, Jeff (1986-87; C/U)  
 MACK, George (2000; I)  
 MACKAY, Bill (1950-51; A)  
 MAGILL, Mike (1955-59; A/U)  
 MAGNUSSEN, Jan (1996, '99; C)  
 MAHLER, John (1970-73, '76-81; U/C)  
 MALLOY, Jim (1967-72; U)  
 MALONE, Art (1962-65; U)  
 MANNING, Darren (2002-03, '04-05, '07-09; C/I)  
 MANNING, Grier (1965-69; U)  
 MANSELL, Nigel (1993-94; C/U)  
 MANSILLA, Enrique (1985; C)  
 MANTZ, Johnny (1948-49, '52-53; A)  
 MARCELO, Jovy (1992; C)  
 MAROZZO, Nicola (1991-92; C)  
 MARQUES, Tarso (1999-2000, '04-05; C)  
 MARSHALL, Chuck (1961-64; A)  
 MARSHALL, Cy (1947; A)  
 MARSHALL, Ed (1969-70; U)  
 MARSHALL, Marcus (2005; CW)  
 MARSHMAN, Bobby (1961-64; U)  
 MARTIN, John (1970-77, '79-80; U/C)  
 MARTIN, Larry (1981-84; U)  
 MARTINEZ, David (2006-08; CW)  
 MARVIN, Bobby (1962; U)  
 MASTERS, Charlie (1969; U)  
 MATHOUSEY, Bob (1961-66; U)  
 MATOS, Raphael (2009-2010; I)  
 MATSUDA, Hideshi (1994-95, '96-'99; U/C/I)  
 MATSUSHITA, Hiro (1990-98; C/U)  
 MATSUURA, Kosuke (2004-07, 09; I)  
 MAURO, Johnny (1947-48, '50-52, '54; A)  
 MAY, Allen (1996/97; I)  
 MAYER, Scott (2003; I)  
 MAYS, Rex (1946-49; A)  
 MAZZACANE, Gaston (2004; C)  
 McARTHUR, Joe (1982-83; U)  
 McCLUSKEY, Roger (1960-79; U)  
 McCOY, Ernie (1953-54; A)  
 McCOY, Larry (1972-76; U)  
 McDOWELL, Johnny (1949-52; A)  
 McDOWELL, Michael (2005; CW)  
 McELREATH, James (1977; U)  
 McELREATH, Jim (1961-84; U/C)  
 McFARLIN, Clyde (1965-66; U)  
 McGAUGHY, Mel (1955-56; A/U)  
 McGEHEE, Robby (1999-04; I)  
 McGRATH, Jack (1948-55; A)  
 McGREEVY, Mike (1965-66; U)  
 McKEE, Art (1949, '52; A)  
 McLEAN, Bob (1959; U)  
 McLEES, Bob (1965; U)  
 McQUINN, Harry (1946, '48; A)  
 McRAE, Graham (1973, '84, '87; U/C)  
 McWITHEY, Jim (1956-57, 59-60; U)  
 MEACHAM, Don (1968; U)  
 MEAD, Chip (1980-83; C)  
 MEARS, Casey (2000-01, '01; C/I)  
 MEARS, Rick (1976-92; U/C)  
 MEARS, Roger (1978-80, '82-84; U/C)  
 MEDEIROS, Thiago (2006; I)  
 MEIER, Arnd (1997-98; C)  
 MEIRA, Vitor (2000-10; I)  
 MENNIGA, Chris (2001; I)  
 METZLER, George (1946-47; A)  
 MIASKIEWICZ, Rick (1986-87; C)  
 MICHNER, Andy (1998-99; I)  
 MILLER (Krucak), Al (1962-63, '65-67, '70; U)  
 MILLER, Al (1946-47; A)

**All-Time AAA/USAC/CART/Champ Car/IRL Driver Roster 1946-2010** *(continued)*

► KEY: A – American Automobile Association 1946-1955; U – United States Auto Club 1956-1995; C – Championship Auto Racing Teams 1979-2003; I – Indy Racing League 1996-2010, CW – Champ Car World Series 2004-2008

MILLER, Chet (1946, '48, '51-52; A)  
 MILLER, Jack (1996/97-00; I)  
 MILLER, Jerry (1980-83; C/U)  
 MILLER, Walt (1965-66, '68; U)  
 MILLIKEN, Bill (1947-48; A)  
 MINASSIAN, Nicolas (2001; C/I)  
 MOFFATT, Walt (1951; A)  
 MONTAGNY, Franck (2008, 2009; CW/I)  
 MONTEIRO, Tiago (2003; C)  
 MONTERMINI, Andrea (1993-94, '99; C)  
 MONTOYA, Juan Pablo (1999-2000; C/I)  
 MOORE, Greg (1996-99; C)  
 MORAES, Mario (2008-10; I/CW)  
 MORAN, Rocky (1981, '85-89, '93; C/U)  
 MORENO, Roberto (1985-86, '96-2001, 03, '07-08; C/U/CW/I)  
 MORGAN, Dan (1965, '67; U)  
 MORLEY, Bud (1968, '70; U)  
 MORIOKA, Zak (2000; I)  
 MORRIS, George (1965; U)  
 MORTON, John (1984, '90, '93; C)  
 MOSLEY, Mike (1967-83; U/C)  
 MOTSCHENBACHER, Lothar (1967-68; U)  
 MOTTER, Earl (1955-58; A/U)  
 MUNIZ, Daniel (1980; C)  
 MURDOCK, Ralph (1969; U)  
 MURPHEY, Brad (1996, 96-97; I)  
 MURPHY, Dan (1974; U)  
 MUSSELMAN, Charles (1955-57; A/U)  
 MUTHER, Rick (1967-75, '80; U/C)  
 MUTOH, Hideki (2008-10; I)

**N**

NAKANO, Shinji (2000-02, '03; C/I)  
 NALON, Duke (1946-53; A)  
 NANCE, Orville (1965-69; U)  
 NAZARUK, Mike (1951-54; A)  
 NEARBURG, Charlie (1997; C)  
 NEMIRE, Jerry (1981-84; U)  
 NEUMAYER, Leroy (1961-62; U)  
 NICHOLS, Ken (1976; U)  
 NIDAY, Cal (1949, '53-55; A)  
 NISH, Mike (1984, '86-87; C)  
 NODA, Hideki (2002; I)  
 NORDHORN, Don (1969; U)  
 NOVOTNY, Thurel (1965, '68; U)  
 NOYES, Evan (1974; U)

**O**

OAKES, Danny (1952-54; A)  
 O'CONNELL, Johnny (1996-96/97; I)  
 O'CONNOR, Pat (1953-58; A/U)  
 OLDS, Don (1953; A)  
 OLIVERO, Bobby (1976-78, 1981-83; U)  
 OLSON, Drake (1983; C)  
 ONGAIS, Danny (1976-80, '83-87, 1996-96/97; U/C/I)  
 OPPERMAN, Jan (1974, '76; U)  
 OVERHOLSER, Larry (1967-69; U)  
 OWEN, Jack (1976; U)

**P**

PACHECO, Gene (1967-69; U)  
 PACKARD, Jim (1958-60; U)  
 PAGENAUD, Simon (2007; CW)  
 PAIRETTI, Carlos (1971; U)  
 PALMROTH, Tero (1988-92; U/C)  
 PANTANO, Giorgio (2005; I)  
 PAPIS, Max (1996-03, '06; C/I)  
 PARSONS, Chuck (1967; U)  
 PARSONS, Johnnie (1948-58; A/U)

PARSONS Jr., Johnny (1969-70, '72-86, '91, '93, 1996-'96/97; U/C/I)  
 PASTORELLI, Nicky (2006; CW)  
 PATRICK, Danica (2005-10; I)  
 PATRICK, Scooter (1970; U)  
 PAUL, Dave (1965; U)  
 PAUL Jr., John (1982-85, '89-92, '94, 1996-99; C/U/I)  
 PENS, Henry (1968; U)  
 PERERA, Franck (2008; I/CW)  
 PETERS, Fred 'Jiggs' (1954-55, '58, '60-63; A/U)  
 PETERS, Mike (1982-83; U)  
 PETERSON, Cockey (1970, '73; U)  
 PHILLIPPE, Nelson (2004-09; CW/I)  
 PHILLIPS, Tom (1986; C)  
 PILETTE, Teddy (1981; C)  
 PIMM, Ed (1984-88; C/U)  
 PIQUET, Nelson (1993; U)  
 PITZER, Paul (1981-82; U)  
 PIZZONIA, Antonio (2006, 2008; CW)  
 POLAND, Jerry (1970; U)  
 POLLARD, Art (1965-73; U)  
 POSEY, Sam (1969, '72-74; U)  
 POTTER, Tracy (1981-83; U)  
 POWER, Will (2005-2010; CW/I)  
 PRAPPAS, Ted (1991-92; C/U)  
 PRATT, Bob (1965, '69; U)  
 PRATT, Ralph (1949-50; A)  
 PROSSER, Roy (1952, '54; A)  
 PRUETT, Scott (1988-89, '91-93, '95-99; C/U)  
 PUSEDE, Pete (1953-54; A)  
 PUTERBAUGH, Bill (1967-71, '75-77; U)  
 PUTNAM, Al (1946; A)

**R**

RACHWITZ, Keith 'Porky' (1961-62, '64, '68-69; U)  
 RAGER, Roger (1976, '78, '80-83; U/C)  
 RAHAL, Bobby (1982-98; C/U)  
 RAHAL, Graham (2007-10; CW/I)  
 RANDALL, Bud (1957; U)  
 RANDALL, Bill (1959, '62; U)  
 RANGER, Andrew (2005-06; CW)  
 RAPP, Benny (1974-75; U)  
 RASMUSSEN, Eldon (1971, '73-79; U)  
 RATHMANN, Dick (1949-50, '56-64; A/U)  
 RATHMANN, Jim (1949-50, '52-63; A/U)  
 RAVENSTEIN, LaVerne (1968-69; U)  
 RAY, Greg (1996/97-04; I)  
 REDON, Laurent (2001-02; I)  
 REBAQUE, Hector (1982; C/U)  
 REECE, Jimmy (1952-58; A/U)  
 REEVES, Stevie (1998, '00; I)  
 REGAZZONI, Clay (1977; U)  
 REGESTER, Bobby (1999-00; I)  
 REID, Gordon (1951; A)  
 RENNA, Tony (2002-03; I)  
 REVSON, Peter (1966-73; U)  
 REYNARD, Jim (1969; U)  
 RIBBS, Willy T. (1990-94, '99; C/U/I)  
 RIBEIRO, Andre (1995-98; C)  
 RICE, Buddy (2002-2008; I/CW)  
 RICE, Larry (1974, '78-79, 81-84; U/C)  
 RICHARDS, Homero (2005; CW)  
 RICHARDS, John (1987; C)  
 RICHMOND, Tim (1979-81; C/U)  
 RIEGEL, Red (1961-62, '65-66; U)  
 RIGSBY, Jim (1951-52; A)  
 RINDT, Jochen (1967-68; U)  
 ROBERTS, Johnny (1953; A)  
 ROBERTS, Loren (1952, '55, 65; A/U)  
 ROBINSON, Chip (1986-87; C)  
 ROBINSON, Norman (1952-53; A)

ROBSON, George (1946; A)  
 ROBSON, Hal (1946-49; A)  
 ROCKHOLD, Manny (1981-83; U)  
 RODEE, Chuck (1957-58, '60, '62-65; U)  
 RODRIGUEZ, Gonzalo (1999; C)  
 ROE, Billy (1996/97-98, 2000-02; I)  
 ROE, Michael (1985; C)  
 ROGERS, Al (1947-54; A)  
 ROGERS, Charlie (1946-48; A)  
 ROGERS, Hank (1949; A)  
 ROMANCINI, Mario (2010; I)  
 ROMCEVICH, Pete (1947; A)  
 ROMERO, Jose (1984; C)  
 ROOT, Vern (1965; U)  
 ROSE, Ebb (1961-63; U)  
 ROSE, Mauri (1946-51; A)  
 ROTH, Marty (2004-2008; I)  
 ROUNDS, Jack (1959-61; U)  
 RUBY, Lloyd (1958-77; U)  
 RUPP, Mickey (1964-65; U)  
 RUSCH, Buddy (1946-47; A)  
 RUSSELL, T.E. (1954; A)  
 RUSSO, Eddie (1952-57, '60; A/U)  
 RUSSO, Paul (1946-54, '56-59, '62; A/U)  
 RUTHERFORD, Johnny (1962-89; U/C)  
 RUTTMAN, Troy (1949-52, '54, '56-58, '60-64; A/U)

**S**

SAAVEDRA, Sebastian (2010; I)  
 SACHS, Eddie (1953-64; A/U)  
 ST. JAMES, Lyn (1992-95, 1996-96/97, '00; U/C/I)  
 SALAY, Mike (1948-49; A)  
 SALAZAR, Eliseo (1995-96, 1996-02; C/U/I)  
 SALDANA, Joe (1977-84; U/C)  
 SALEEN, Steve (1989; C)  
 SALO, Mika (2003; C)  
 SALLES, Gualter (1997-00, '03, '99; C/I)  
 SALMI, Vinicio (1992; C)  
 SANKEY, Wayne (1948, '51-52; A)  
 SATO, Takuma (2010; I)  
 SAVAGE, Swede (1969-73; U)  
 SCAPINI, Franco (1991; C)  
 SCARBOROUGH, Carl (1951, '53; A)  
 CHECKTER, Tomas (2002-2010; I)  
 SCHIATTARELLA, Mimmo (1994-95, '98; C)  
 SCHINDLER, Bill (1950-52; A)  
 SCHISLER, Don (1969; U)  
 SCHMIDT, Sam (1996/97-99; I)  
 SCHRADER, Ken (1981-84; U)  
 SCHROEDER, Bob (1958-59; U)  
 SCHROEDER, Jeret (1996/97, 1999-02; I)  
 SCHUPPAN, Vern (1976-82; U/C)  
 SCOTT, Billy (1974-76, '79; U/C)  
 SCOTT, Bob (1952-54; A)  
 SCOTT, Les (1969; U)  
 SCOTT, Skip (1968; U)  
 SCOVELL, Art (1947; A)  
 SCROGGIN, Colby (1962-63; U)  
 SEIDEL, Bryan (1982-83; U)  
 SELL, Lou (1968-69; U)  
 SERRA, Chico (1985; C)  
 SERVA, Oriol (2000-2009; C/CW/I)  
 SESSIONS, Sam (1965-75; U)  
 SHACKLEFORD, Johnny (1947-48; A)  
 SHAFER, Phil (1949, '52; A)  
 SHANK, Mike (1996/97; I)  
 SHARP, Scott (1993-95, '96-07, 09; C/U/I)  
 SHAW, Mickey (1963, '67-69; U)  
 SHEFFLER, Bill (1946, '48-49; A)  
 SHEPHERD, A.J. (1960-61; U)

**All-Time AAA/USAC/CART/Champ Car/IRL Driver Roster 1946-2010** *(continued)*

▶ KEY: A – American Automobile Association 1946-1955; U – United States Auto Club 1956-1995; C – Championship Auto Racing Teams 1979-2003; I – Indy Racing League 1996-2010, CW – Champ Car World Series 2004-2008

SHERMAN, Roy (1951; A)  
 SHOEMAKER, J.C. (1947-49; A)  
 SHUMAN, Ron (1980-84; C/U)  
 SIEGEL, Steve (1982-84; U)  
 SIMMONS, Jeff (2004, 2006-08; I)  
 SIMON, Dick (1970-88; U/C)  
 SIMPSON, Bill (1968-74, '76-77; U)  
 SIROIS, Jigger (1968-69, '73; U)  
 SMILEY, Gordon (1980-82; C/U)  
 SMITH, Al (1966-69; U)  
 SMITH, Earl (1969; U)  
 SMITH, Guy (2004; CW)  
 SMITH, Mark (1993-94; C)  
 SNELLBAKER, Smokey (1981-83; U)  
 SNEVA, Jan (1980; C)  
 SNEVA, Jerry (1977-82; U/C)  
 SNEVA, Tom (1971, '73-90, '92; U/C)  
 SNIDER, George (1964-87; U/C)  
 SNOWBERGER, Russ (1946-49; A)  
 SOSPIRI, Vincenzo (1996/97, 1998; I/C)  
 SOSTILIO, Joe (1954; A)  
 SPATH, Ned (1969-70; U)  
 SPAULDING, Wib (1968-69; U)  
 SPERAFICO, Alexandre (2003-05; C/CW)  
 SPERAFICO, Ricardo (2005; CW)  
 SPOSATO, Joseph (1990; C)  
 STACY, Nelson (1960; U)  
 STEELE, David (1998; I)  
 STEPHENS, Gig (1959-60, '66-70, '72; U)  
 STEVENSON, Chuck (1949-54, '60-61, '63-65; A/U)  
 STEWART, Jackie (1966-67; U)  
 STEWART, Tony (1996-99, '01; I)  
 STINE, Ottis (1949; A)  
 STOKES, Wally (1949; A)  
 STRICKLAND, Dave (1969, '71; U)  
 STROMBERGER, Hubert (1995; C)  
 SULLIVAN, Danny (1982, '84-93; C/U)  
 SURTEES, John (1967; U)  
 SUTTON, Len (1955-65; A/U)  
 SWEIKERT, Bob (1952-56; A/U)  
 SWINDELL, Sammy (1985-86; C)

**T**

TAGLIANI, Alex (2000-10; C/CW/I)  
 TAKAGI, Toranosuke (2001-02, '03-04; C/I)  
 TATTERSALL, Bob (1965-67; U)  
 TAYLOR, Mark (2004; I)  
 TEAGUE, Marshall (1953-54, '57; A/U)  
 TEMPERO, Bill (1980-84; C)  
 TEMPLEMAN, Clark "Shorty" (1954-62; A/U)  
 TEMPLEMAN Jr., Clark (1977; U)  
 TERRY, Ed (1949; A)  
 TETZ, Joe (1972-73; U)  
 THACKWELL, Michael (1984; C)  
 THEYS, Didier (1987-93; C/U)  
 THOMAS, Don (1968; U)  
 THOMAS, Hugh (1947-49, '51-54; A)  
 THOMSON, Johnny (1953-60; A/U)  
 THORNE, Joel (1950; A)  
 THRESHIE, Phil (1977-81; U/C)  
 TILL, Brian (1992-95; C/U)  
 TINGELSTAD, Bud (1960-71; U)  
 TITUS, Jerry (1967-68; U)  
 TOBIAS, Dick (1970; U)  
 TOLAN, Johnnie (1950-51, '54-59; A/U)  
 TOMEI, Louis (1946; A)  
 TRACY, Paul (1991-2010; C/U/I/CW)  
 TREADWAY, Rick (2001-02; I)  
 TRIPP, Sleepy (1981-82; U)  
 TRUCHAN, Steve (1946-48; A)

TURNER, Curtis (1963; U)  
 TURNER, Harry (1950; A)  
 TURNER, Jack (1955-62; A/U)  
 TYLER, Bill (1981-82; U)  
 TYLER, Brian (1998-99; I)

**U**

UNSER, Al (1964-93; U/C)  
 UNSER Jr., Al (1982-99, 2000-04, '06-07; C/U/I)  
 UNSER, Bobby (1955, '63-81; U/C)  
 UNSER, Jerry (1955, '58-59; U)  
 UNSER, Johnny (1993-94, 1996-00; C/I)  
 UNSER, Louis J. (1955; A)  
 UNSER, Louis (1947-55, '65; A/U)  
 UNSER, Robbie (1998-00; I)

**V**

VALIANTE, Michael (2004-05; CW)  
 VAN ACKER, Charles (1947-49; A)  
 VANDERVOORT, Wes (1965-69; U)  
 VASSER, Jimmy (1992-2006; C/U/I/CW)  
 VEITH, Bob (1955-65, '67-68; U)  
 VELEZ, Fermin (1996-'96/97; I)  
 VERMILLION, Rick (1965-67, '69; U)  
 VETROCK, Dean (1981-82; U)  
 VILLENEUVE, Jacques (1982, '84-86, '92; C/U)  
 VILLENEUVE, Jacques (1994-95; C/U)  
 VILLORESI, Luigi (1946; A)  
 VISO, E.J. (2008-10; I/CW)  
 VITOLO, Dennis (1988-89, '91-99, 1996/97; C/U/I)  
 VOGLER, Rich (1981-89; U/C)  
 VOSE, Hamilton (1969; U)  
 VUKOVICH, Bill (1951-55; A)  
 VUKOVICH Jr., Bill (1965, '67-84; U/C)  
 VUKOVICH III, Bill (1988-90; U/C)

**W**

WALKER, Roy (1965; U)  
 WALKUP, Bruce (1967-71; U)  
 WALLARD, Lee (1946-51; A)  
 WALTHER, Salt (1970-81, '90; U/C)  
 WARD, Bob (1983; U)  
 WARD, Rodger (1950-66; A/U)  
 WARD, Jeff (1996/97-02, '05; I)  
 WARKE, Buster (1947-49, '51; A)  
 WARREN, Bentley (1970-75; U)  
 WARRINER, LeRoy (1953; A)  
 WATTLES, Stan (1996-01; I)  
 WEARNE, Frank (1946-47; A)  
 WEARNE, Ray (1961; U)  
 WEAVER, James (1989; C)  
 WEBB, Travis 'Spider' (1946, '48-50, '52-54; A)  
 WEEKS, Jerry (1981-83; U)  
 WEILER, Wayne (1958-61; U)  
 WEISS, Frank (1975-76, '79; U/C)  
 WELD, Greg (1965-72; U)  
 WELD, Jerry (1963-64; U)  
 WENTE, Bob (1963-65, '67; U)  
 WERNER, Bob (1965-66; U)  
 WEST, Roger (1968; U)  
 WEYANT, Chuck (1952-55, '57-59; A/U)  
 WHELDON, Dan (2002-2010; I)  
 WHITE, Johnny (1963-64; U)  
 WHITTINGTON, Bill (1979-81, '83, '85; C/U)  
 WHITTINGTON, Don (1979-80, '82-83, '85; C/U)  
 WIGTON, Paul (1966; U)  
 WILBURN, Jimmy (1946; A)  
 WILCOX, Don (1967; U)  
 WILLBANKS, Gene (1968; U)

WILLIAMS, Carl (1965-72; U)  
 WILLIAMS, Doc (1948; A)  
 WILMOT, Bud (1983-84; U)  
 WILSON, Dempsey (1956, '58-65, '68-69; U)  
 WILSON, Desire (1983-84, '86; C)  
 WILSON, Justin (2004-2010 CW/I)  
 WILSON, Max (2001; C)  
 WINBALD, Mike (1982-84; U)  
 WIRDHEIM, Bjorn (2005; CW)  
 WIRTH, Andreas (2006; CW)  
 WITHERILL, Cory (2001; I)  
 WOLFGANG, Doug (1982-83; U)  
 WOOD, Jeff (1983, '85, '87, '89-94; C)  
 WOOD, John (1980; C)  
 WOODS, Pete (1951, '53-55; A)

**Y**

YARBOROUGH, Cale (1966-67, '71-72; U)  
 YARBROUGH, LeeRoy (1967, 69-71; U)  
 YASUKAWA, Roger (2003-2010; I)  
 YELEY, J.J. (1998, '00; I)  
 YODER, Ebe (1952; A)  
 YOONG, Alex (2003; C)  
 YOWELL, Clark (1965-66, '68-69; U)

**Z**

ZALUCKI, Eddie (1947-48; A)  
 ZAMPEDRI, Alessandro (1994-95, 1996-'96/97; C/U/I)  
 ZANARDI, Alex (1996-98, 2001; C)  
 ZIMMERMAN, Denny (1968-69, '71-72; U)  
 ZWOLSMAN, Charles (2005-06; CW)

## Starts 1946-2010

## MOST STARTS (1946-2010)

Starts	Driver	Sanctioning Organization
407	Mario Andretti	USAC, CART
369	A.J. Foyt	USAC, CART
329	Al Unser Jr.	CART, USAC, IRL
320	Al Unser	USAC, CART
317	Michael Andretti	CART, USAC, IRL
313	Johnny Rutherford	USAC, CART
275	Paul Tracy	CART, IRL, CCWS
264	Bobby Rahal	CART, USAC
261	Gordon Johncock	USAC, CART
259	Bobby Unser	AAA, USAC, CART
238	Jimmy Vasser	CART, USAC, IRL, CCWS
230	Roger McCluskey	USAC
226	Helio Castroneves	CART, IRL
225	Tony Kanaan	CART, IRL
215	Dario Franchitti	CART, IRL
204	Tom Sneva	USAC, CART
202	Rick Mears	USAC, CART
199	Raul Boesel	CART, USAC, IRL
195	Emerson Fittipaldi	CART, USAC
183	Dick Simon	USAC, CART
180	Wally Dallenbach	USAC, CART
180	Gary Bettenhausen	USAC, CART
179	Adrian Fernandez	CART, USAC, IRL
177	Jim McElreath	USAC, CART
176	Lloyd Ruby	USAC
170	Danny Sullivan	CART, USAC
170	Arie Luyendyk	CART, USAC, IRL
169	Scott Dixon	CART, IRL
165	Scott Sharp	CART, USAC, IRL
164	Mike Mosley	USAC, CART
157	Alex Tagliani	CART, CCWS, IRL
156	Eddie Cheever Jr.	CART, USAC, IRL
156	Buddy Lazier	CART, USAC, IRL
155	Michel Jourdain Jr.	CART, USAC, IRL
150	Rodger Ward	AAA, USAC
148	Scott Brayton	CART, USAC, IRL
147	Mauricio Gugelmin	CART, USAC
147	Oriol Servia	CART, CCWS, IRL
145	Scott Pruett	CART, USAC
136	Scott Goodyear	CART, USAC, IRL
123	Bruno Junqueira	CART, CCWS, IRL
116	Sam Hornish Jr.	IRL

## MOST CONSECUTIVE STARTS (1946-2010)

Starts	Driver	Span	Sanctioning Organization	Began	Ended
211	Jimmy Vasser	1993-2006	CART/CCWS	Laguna Seca	Monterrey
192	Al Unser Jr.	1983-1995	CART	Atlanta	Indianapolis
164	Emerson Fittipaldi	1984-1995	CART	Las Vegas	Indianapolis
164	Michael Andretti	1994-2002	CART	Australia	Mexico City
149	Michel Jourdain Jr.	1996-2004	CART	Vancouver	Mexico City
145	Bobby Rahal	1984-1993	CART	Long Beach	Indianapolis
145	Michael Andretti	1983-1992	CART	Las Vegas	Australia
138	Scott Sharp	1998-2007	IRL	Disney World	Chicagoland
136	Paul Tracy	1999-2006	CART/CCWS	Motegi	Mexico City
131	Tony Kanaan	2003-2010	IRL	Homestead	Homestead
130	Mauricio Gugelmin	1993-2001	CART	Mid-Ohio	Nazareth
129	Gil de Ferran	1995-2001	CART	Miami	Fontana
129	Dan Wheldon	2003-2010	IRL	Motegi	Homestead
112	Helio Castroneves	2002-2008	IRL	Homestead	Chicago
110	Sam Hornish Jr.	2000-2007	IRL	Kentucky	Chicago
109	Johnny Rutherford	1974-1982	USAC/CART	Ontario	Phoenix
107	Alex Tagliani	2000-2006	CART/CCWS	Homestead	Milwaukee
106	Mario Andretti	1985-1992	CART	Pocono	Detroit
106	Scott Dixon	2004-2010	IRL	Michigan	Homestead

## Laps Led 1946-2010 / Earnings 1946-2010

## MOST LAPS LED, CAREER (1946-2010)

Laps Led	Driver	Sanctioning Organization
7,595	Mario Andretti	USAC,CART
6,621	A.J. Foyt	USAC,CART
6,607	Michael Andretti	CART, IRL
5,802	Al Unser	USAC, CART
4,863	Bobby Unser	USAC, CART
4,238	Paul Tracy	CART, CCWS, IRL
4,180	Helio Castroneves	CART, IRL
3,435	Rick Mears	USAC, CART
3,428	Sam Hornish Jr.	IRL
3,360	Gordon Johncock	USAC, CART
3,170	Scott Dixon	CART, IRL
3,113	Al Unser Jr.	CART, IRL
3,107	Bobby Rahal	CART, USAC
3,041	Tony Kanaan	CART, IRL
2,971	Rodger Ward	AAA, USAC
2,957	Dario Franchitti	CART, IRL
2,856	Tony Bettenhausen	AAA, USAC
2,756	Dan Wheldon	IRL
2,703	Johnny Rutherford	USAC, CART
2,624	Emerson Fittipaldi	CART, USAC
2,103	Sebastien Bourdais	CART, CCWS
1,774	Juan Pablo Montoya	CART, IRL
1,695	Tom Sneva	USAC, CART
1,596	Parnelli Jones	USAC
1,515	Tony Stewart	IRL
1,457	Danny Sullivan	CART, USAC
1,447	Alex Zanardi	CART
1,363	Tomas Scheckter	IRL
1,319	Gil de Ferran	CART, IRL
1,203	Jimmy Bryan	AAA, USAC
1,193	Greg Ray	IRL
1,067	Scott Sharp	CART, IRL
1,040	Kenny Brack	CART, IRL
1,028	Danny Ongais	USAC, CART
1,027	Buddy Lazier	IRL
1,000	Ryan Briscoe	IRL

## MOST LAPS LED, SINGLE SEASON (1946-2010)

Laps Led	Driver	Year	Sanctioning Organization
1,527	Al Unser	1970	USAC
1,142	Mario Andretti	1966	USAC
1,136	Michael Andretti	1992	CART
965	Michael Andretti	1991	CART
954	Juan Pablo Montoya	1999	CART
899	Scott Dixon	2008	IRL
889	Tony Kanaan	2004	IRL
870	Danny Ongais	1978	USAC
861	A.J. Foyt	1964	USAC
851	Tony Bettenhausen	1951	AAA
820	Juan Pablo Montoya	2000	CART
815	Scott Dixon	2009	IRL
812	Tony Stewart	'96/97	IRL
806	Mario Andretti	1969	USAC
769	A.J. Foyt	1965	USAC
765	Sam Hornish Jr.	2001	IRL
761	Dan Wheldon	2006	IRL
756	Paul Tracy	1993	CART
752	Dan Wheldon	2005	IRL
746	Rick Mears	1982	CART

## EARNINGS, SINGLE SEASON (1946-2010)

Earnings	Driver	Year	Sanctioning Organization
\$5,450,565	Scott Dixon	2008	IRL
\$4,042,305	Dario Franchitti	2010	IRL
\$4,017,583	Dario Franchitti	2007	IRL
\$3,835,205	Sam Hornish Jr.	2006	IRL
\$3,721,005	Dan Wheldon	2005	IRL
\$3,535,813	Al Unser Jr.	1994	CART
\$3,320,505	Helio Castroneves	2009	IRL
\$3,071,500	Jimmy Vasser	1996	CART
\$2,996,269	Jacques Villeneuve	1995	CART
\$2,931,990	Tony Kanaan	2004	IRL
\$2,699,040	Buddy Rice	2004	IRL
\$2,575,554	Emerson Fittipaldi	1993	CART
\$2,531,265	Scott Dixon	2003	IRL
\$2,526,953	Nigel Mansell	1993	CART
\$2,512,965	Helio Castroneves	2002	IRL
\$2,477,025	Sam Hornish Jr.	2001	IRL
\$2,470,615	Sam Hornish Jr.	2002	IRL
\$2,461,734	Michael Andretti	1991	CART
\$2,372,865	Rick Mears	1991	CART
\$2,324,654	Al Unser Jr.	1992	CART
\$2,316,815	Gil de Ferran	2003	IRL
\$2,311,215	Vitor Meira	2008	IRL
\$2,235,298	Bobby Rahal	1992	CART
\$2,229,250	Alex Zanardi	1998	CART
\$2,176,200	Buddy Lazier	2000	IRL
\$2,152,417	Scott Dixon	2007	IRL

## EARNINGS, CAREER

Earnings	Driver	Sanctioning Organization
\$19,413,833	Helio Castroneves	CART, IRL
\$18,828,406	Al Unser Jr.	CART, IRL, USAC
\$18,666,408	Dario Franchitti	CART, IRL
\$18,338,119	Michael Andretti	CART, IRL, USAC
\$16,334,008	Bobby Rahal	CART, USAC
\$15,862,507	Scott Dixon	CART, IRL
\$14,466,094	Sam Hornish Jr.	IRL
\$14,293,625	Emerson Fittipaldi	CART, USAC
\$13,839,894	Tony Kanaan	CART, IRL
\$13,328,390	Dan Wheldon	IRL
\$13,313,075	Paul Tracy	CART, CCWS, IRL
\$12,441,052	Buddy Lazier	CART, USAC, IRL
\$12,093,244	Jimmy Vasser	CART, CCWS, IRL
\$11,552,154	Mario Andretti	CART, USAC
\$11,128,216	Arie Luyendyk	CART, USAC, IRL
\$11,072,784	Scott Sharp	CART, USAC, IRL
\$11,050,807	Rick Mears	CART, USAC
\$10,975,233	Gil de Ferran	CART, USAC, IRL
\$10,657,404	Eddie Cheever	CART, USAC, IRL
\$8,884,126	Danny Sullivan	CART, USAC
\$8,695,202	Raul Boesel	CART, USAC, IRL
\$8,588,860	Adrian Fernandez	CART, CCWS, IRL
\$8,479,075	Kenny Brack	CART, IRL
\$8,421,695	Vitor Meira	IRL
\$7,603,630	Buddy Rice	IRL

## Miscellaneous 1946-2010

### YOUNGEST DRIVERS TO COMPETE IN A RACE (1946-2010)

Driver	Age	Track	Date	Sanction
Nelson Philippe	17 years, 8 months, 25 days	Long Beach	4/18/04	CCWS
Graham Rahal	18 years, 3 months, 4 days	Las Vegas	4/8/07	CCWS
Andrew Ranger	18 years, 4 months, 20 days	Long Beach	4/10/05	CCWS
A.J. Foyt IV	18 years, 9 months, 23 days	Homestead	3/02/03	IRL
Josele Garza	19 years, 0 months, 7 days	Phoenix	3/22/81	CART
Marco Andretti	19 years, 13 days	Homestead	3/26/06	IRL
Sarah Fisher	19 years, 26 days	Texas 2	10/17/99	IRL
Troy Ruttman	19 years, 1 month, 13 days	Dallas	4/24/49	AAA
Mario Moraes	19 years, 3 months, 9 days	Homestead	3/29/08	IRL
Jimmy Davies	19 years, 6 months, 16 days	Dallas	4/24/49	AAA
Michel Jourdain Jr.	19 years, 6 months, 12 days	Long Beach	4/14/96	CART
Jim Rathmann	19 years, 8 months, 14 days	Indianapolis	5/30/1949	AAA
Sebastian Saavedra	19 years, 11 month, 28 days	Indianapolis	5/30/10	IRL
Al Unser Jr.	20 years, 4 months, 10 days	Riverside	8/29/82	CART
Scott Dixon	20 years, 7 months, 17 days	Monterrey	3/11/01	CART
Michael McDowell	20 years, 10 months, 2 days	Australia	10/23/05	CCWS
Greg Moore	20 years, 10 months, 19 days	Homestead	3/3/96	CART
Andre Lotterer	20 years, 11 months, 28 days	Mexico City	11/17/02	CART
Michael Andretti	21 years, 3 days	Las Vegas	10/8/83	CART
Chris Kneifel	21 years, 4 months, 6 days	Riverside	8/29/82	CART

### YOUNGEST DRIVERS TO WIN A RACE (1946-2010)

Driver	Age	Race	Date	Sanction
Graham Rahal	19 years, 3 months, 2 days	St. Petersburg	4/6/08	CCWS
Marco Andretti	19 years, 5 months, 14 days	Infineon	10/22/06	IRL
Jimmy Davies	20 years, 2 months, 29 days	Del Mar	11/6/49	AAA
Nelson Philippe	20 years, 2 months, 29 days	Australia	10/22/06	CCWS
Scott Dixon	20 years, 9 months, 14 days	Nazareth	5/6/01	CART
Sam Hornish Jr.	21 years, 8 months, 16 days	Phoenix	3/18/01	IRL
Tomas Scheckter	21 years, 10 months, 7 days	Michigan	7/28/02	IRL
Greg Moore	22 years, 1 month, 10 days	Milwaukee	6/1/97	CART
Al Unser Jr.	22 years, 1 month, 29 days	Portland	6/17/84	CART
Troy Ruttman	22 years, 2 months, 19 days	Indianapolis	5/30/52	AAA
Ryan Hunter-Reay	22 years, 10 months, 9 days	Australia	10/26/03	CART

### OLDEST DRIVERS TO COMPETE IN A RACE (1946-2010)

Driver	Age	Race	Date	Sanction
Louis Unser	69 years, 3 months, 19 days	Pikes Peak	7/4/65	USAC
A.J. Foyt	57 years, 4 months, 8 days	Indianapolis	5/24/92	USAC
Jim McElreath	55 years, 5 months, 27 days	Pocono	8/14/83	CART
Gary Bettenhausen	55 years, 5 months, 26 days	US 500	5/26/96	CART
Dick Simon	55 years, 4 days	Nazareth	9/25/88	CART
Danny Ongais	54 years 8 months 4 days	Disney World	1/25/97	IRL
Mario Andretti	54 years, 7 months, 11 days	Laguna Seca	10/9/94	CART
Al Unser	53 years, 4 months, 5 days	Nazareth	10/4/92	CART
Gordon Johncock	53 years, 15 days	Pocono	8/20/89	CART
Lyn St. James	53 years, 26 days	Indianapolis	5/28/00	IRL
Johnny Parsons Jr.	52 years, 20 days	Las Vegas	9/15/96	IRL
George Snider	51 years, 7 months, 25 days	Michigan	8/2/92	CART
Johnny Rutherford	51 years, 5 months, 8 days	Pocono	8/20/89	CART

## Miscellaneous 1946-2010

### OLDEST DRIVER TO WIN A RACE (1946-2009)

Driver	Age	Track	Date	Sanction
Louis Unser	57 years, 5 months, 22 days	Pikes Peak	9/7/53	AAA
Mario Andretti	53 years, 1 month, 7 days	Phoenix	4/4/93	CART
Emerson Fittipaldi	48 years, 4 months, 11 days	Nazareth	4/2/95	CART
Johnny Rutherford	48 years, 4 months, 5 days	Michigan	8/2/86	CART
Al Unser	47 years, 11 months, 26 days	Indianapolis	5/24/87	CART
Gordon Johncock	46 years, 8 months, 12 days	Atlanta	4/17/83	CART

### WOMEN WHO HAVE COMPETED IN THE SERIES (1946-2010)

Driver	Years in Series (Sanction)	Debut Race
Arlene Hiss	1976 (USAC)	Phoenix-3/14/76
Janet Guthrie	1976-79 (USAC)	Trenton-5/2/76
Desire Wilson	1983-84, '86 (CART)	Cleveland-7/3/83
Lyn St James	1992-95 (CART, USAC); '96-96/97 (IRL); '00 (IRL)	Indianapolis-5/24/92
Sarah Fisher	1999-2010 (IRL)	Texas-10/17/99
Danica Patrick	2005-2010 (IRL)	Homestead-3/6/05
Katherine Legge	2006-2007 (CCWS)	Long Beach-4/8/06
Milka Duno	2007-2010 (IRL)	Kansas-4/29/07
Ana Beatriz	2010 (IRL)	Sao Paulo-3/14/10
Simona De Silvestro	2010 (IRL)	Sao Paulo-3/14/10

## Miscellaneous 1946-2010

## MOST CAREER SECOND PLACE FINISHES (1946-2010)

Rank	Driver	No.	Sanction
1	Mario Andretti	56	USAC, CART
2	Bobby Rahal	37	USAC, CART
3	Michael Andretti	34	CART, IRL
4	Al Unser	31	USAC, CART
5	Bobby Unser	30	USAC, CART
	A.J. Foyt	30	USAC, CART
	Al Unser Jr.	30	CART, USAC, IRL
8	Helio Castroneves	27	CART, IRL
9	Gordon Johncock	25	USAC, CART
	Dario Franchitti	25	CART, IRL
11	Scott Dixon	22	CART, IRL
	Paul Tracy	22	CART, CCWS, IRL
	Rick Mears	22	USAC, CART
14	Emerson Fittipaldi	21	CART, USAC
15	Tom Sneva	20	USAC, CART
16	Johnny Rutherford	19	USAC, CART
17	Gil de Ferran	18	CART, IRL
18	Bruno Junqueira	16	CART, CCWS
19	Sam Hornish Jr.	15	IRL
	Roger McCluskey	15	USAC
21	Tony Bettenhausen	14	AAA, USAC
	Tony Kanaan	14	IRL
23	Rodger Ward	11	USAC
	Danny Sullivan	11	CART
	Johnny Thomson	11	AAA, USAC
26	Dan Wheldon	10	IRL
	Ryan Briscoe	10	IRL
	Justin Wilson	10	CCWS, IRL
	Gary Bettenhausen	10	USAC

## MOST SECOND PLACES FINISHES IN A SEASON (1946-2010)

Rank	Season	Driver	No.	Sanction
1	1968	Mario Andretti	11	USAC
2	2008	Helio Castroneves	8	IRL
	2009	Ryan Briscoe	8	IRL
4	2004	Bruno Junqueira	7	CCWS
5	1965	Mario Andretti	6	USAC
	1976	Gordon Johncock	6	USAC
	1978	Tom Sneva	6	USAC
	1991	Bobby Rahal	6	CART
	2004	Tony Kanaan	6	IRL
	2007	Scott Dixon	6	IRL
11	1967	Al Unser	5	USAC
	1968	Bobby Unser	5	USAC
	1974	Bobby Unser	5	USAC
	1987	Bobby Rahal	5	CART
	1990	Bobby Rahal	5	CART
	1998	Alex Zanardi	5	CART
	2003	Scott Dixon	5	IRL
	2006	Justin Wilson	5	CCWS

## MOST CONSECUTIVE SECOND PLACE FINISHES (1946-2010)

Rank	Driver	No.	Year
1	Bob Sweikert	3	1955 (AAA)
	Bobby Rahal	3	1991 (CART)
	Chuck Stevenson	3	1954 (AAA)
	Emerson Fittipaldi	3	1994 (CART)
	Gordon Johncock	3	1976 (USAC)
	Helio Castroneves	3	2008 (IRL)
	Johnny Thomson	3	1955 (AAA)
	Justin Wilson	3	2006 (CCWS)
	Manuel Ayulo	3	1953 (AAA)
	Mario Andretti	3	1968 (USAC)
	Sam Hornish Jr.	3	2001 (IRL)
	Scott Dixon	3	2003 (IRL)
	Tony Bettenhausen	3	1960 (USAC)

## MOST CAREER TOP-3 FINISHES (1946-2010)

Rank	Driver	No.	Years	Sanction
1	Mario Andretti	144	1964-94	USAC, CART
2	A.J. Foyt	119	1957-93	USAC, CART
3	Michael Andretti	100	1983-07	CART, USAC, IRL
4	Al Unser	98	1964-93	USAC, CART
5	Bobby Rahal	88	1982-98	CART, USAC
	Al Unser Jr.	88	1982-07	CART, USAC, IRL
7	Bobby Unser	81	1963-81	USAC, CART
8	Gordon Johncock	75	1964-92	USAC, CART
	Paul Tracy	75	1991-10	CART, USAC, CCWS, IRL
	Dario Franchitti	75	1997-10	CART, IRL
11	Rick Mears	74	1978-92	USAC, CART
12	Emerson Fittipaldi	65	1984-96	CART, USAC
	Helio Castroneves	65	1998-10	CART, IRL
14	Scott Dixon	56	2001-10	CART, IRL
15	Tony Kanaan	55	1998-10	CART, IRL
16	Tom Sneva	50	1973-92	USAC, CART
	Gil de Ferran	50	1995-03	CART, IRL, USAC
18	Rodger Ward	47	1953-66	AAA, USAC
19	Sebastien Bourdais	44	2003-07	CART, CCWS
20	Dan Wheldon	42	2002-10	IRL

## MOST TOP-3 FINISHES IN A SINGLE SEASON (1946-2010)

Rank	Driver	No.	Year
1	Mario Andretti	16	1968 (USAC)
2	Alex Zanardi	15	1998 (CART)
	Al Unser	15	1970 (USAC)
4	Mario Andretti	13	1967 (USAC), 1969 (USAC)
5	Scott Dixon	12	2008 (IRL)
6	Bobby Unser	11	1968 (USAC)
	Gordon Johncock	11	1976 (USAC)
	Michael Andretti	11	1991 (CART)
	Bobby Rahal	11	1991 (CART)
	Al Unser Jr.	11	1994 (CART)
	Dario Franchitti	11	1999 (CART), 2007 (IRL)
	Cristiano da Matta	11	2002 (CART)
	Tony Kanaan	11	2004 (IRL)
	Dan Wheldon	11	2004 (IRL)
	Sebastien Bourdais	11	2006 (CCWS)
	Helio Castroneves	11	2008 (IRL)
	Ryan Briscoe	11	2009 (IRL)

## MOST CONSECUTIVE TOP-3 FINISHES (1946-2010)

Rank	Driver	No.	Year
1	Al Unser	11	1969-70 (USAC)
2	Al Unser	9	1970-71 (USAC)
3	Jimmy Bryan	8	1956-57 (USAC)
	Mario Andretti	8	1967 (USAC)
	A.J. Foyt	8	1963 (USAC), 1975 (USAC)
	Rick Mears	8	1981 (CART)
	Bruno Junqueira	8	2004-05 (CCWS)
8	Bobby Unser	7	1979 (CART)
	A.J. Foyt	7	1960 (USAC), 1964 (USAC), 1965 (USAC)
	Sam Hornish Jr.	7	2001-02 (IRL)
	Tony Kanaan	7	2004-05 (IRL)
	Helio Castroneves	7	2008 (IRL)



## Miscellaneous 1946-2010

### MOST CAREER TOP FIVE FINISHES (1946-2010)

Rank	Driver	Top 5s	Sanction
1	Mario Andretti	195	USAC, CART
2	A.J. Foyt	150	USAC, CART
3	Al Unser Jr.	141	CART, USAC, IRL
4	Al Unser	140	USAC, CART
5	Michael Andretti	139	CART, USAC, IRL
6	Bobby Rahal	119	CART, USAC
7	Bobby Unser	113	USAC, CART, AAA
8	Rick Mears	111	USAC, CART
9	Gordon Johncock	107	USAC, CART
10	Paul Tracy	102	CART, CCWS, IRL
11	Johnny Rutherford	99	USAC, CART
12	Helio Castroneves	97	CART, IRL
13	Tony Kanaan	94	IRL, CART
	Dario Franchitti	94	CART, IRL
15	Emerson Fittipaldi	84	CART, USAC
16	Scott Dixon	78	CART, IRL
17	Tom Sneva	74	USAC, CART
18	Jimmy Vasser	67	CART, CCWS, USAC, IRL
19	Danny Sullivan	64	CART, USAC
	Gil de Ferran	64	CART, IRL
21	Roger McCluskey	63	USAC
22	Sam Hornish Jr.	62	IRL
23	Dan Wheldon	61	IRL
24	Rodger Ward	60	AAA, USAC
25	Wally Dallenbach	58	CART, USAC
26	Sebastien Bourdais	52	CCWS, CART
27	Tony Bettenhausen	50	AAA, USAC

### MOST TOP FIVE FINISHES IN A SEASON (1946-2010)

Rank	Driver	Year	Top 5s	Sanction
1	Mario Andretti	1968	19	USAC
2	Mario Andretti	1969	16	USAC
	Al Unser	1970	16	USAC
	Alex Zanardi	1998	16	CART
5	Tony Kanaan	2004	15	IRL
	Helio Castroneves	2008	15	IRL
7	Rick Mears	1979	14	CART
	Scott Dixon	2008	14	IRL
9	Mario Andretti	1967	13	USAC
	Bobby Unser	1968	13	USAC
	Bobby Unser	1979	13	CART
	Al Unser Jr.	1991	13	CART
	Bobby Rahal	1991	13	CART
	Dario Franchitti	2007	13	IRL
	Scott Dixon	2007	13	IRL
	Dario Franchitti	2009	13	IRL
	Ryan Briscoe	2009	13	IRL
	Dario Franchitti	2010	13	IRL
	Mario Andretti	1965	12	USAC
	Al Unser	1968	12	USAC
	Bobby Unser	1974	12	USAC
	Gordon Johncock	1976	12	USAC
	Tom Sneva	1978	12	USAC
	Emerson Fittipaldi	1989	12	CART
	Al Unser Jr.	1990	12	CART
	Michael Andretti	1991	12	CART
	Dario Franchitti	1999	12	CART
	Gil de Ferran	2001	12	IRL
	Helio Castroneves	2002	12	IRL
	Bruno Junqueira	2003	12	CART
	Dan Wheldon	2004	12	IRL
	Bruno Junqueira	2004	12	CCWS
	Tony Kanaan	2005	12	IRL
	Dan Wheldon	2005	12	IRL
	Tony Kanaan	2007	12	IRL
	Scott Dixon	2009	12	IRL

### MOST CONSECUTIVE TOP-5 FINISHES

Rank	Driver	No.	Year
1	Tony Kanaan	18	2004-05 (IRL)
2	A.J. Foyt	14	1962-63 (USAC)
3	Al Unser	12	1969-70 (USAC)
4	A.J. Foyt	11	1974-75 (USAC)
	Al Unser Jr.	11	1991-92 (CART)
	Dario Franchitti	11	2007 (IRL)
7	Johnny Rutherford	10	1980 (CART)
8	A.J. Foyt	9	1960-61 (USAC)
	Al Unser	9	1970-71 (USAC)
	Gordon Johncock	9	1976-77 (USAC)
	Rick Mears	9	1981 (CART)
	Sebastien Bourdais	9	2004 (CCWS)
	Scott Dixon	9	2006-07 (IRL)

### MOST WINS BY A ROOKIE IN A SINGLE SEASON

Rank	Driver	No.	Year
1	Juan Pablo Montoya	7	1999 (CART)
2	Nigel Mansell	5	1993 (CART)
3	Teo Fabi	4	1983 (CART)
4	Danny Sullivan	3	1984 (CART)
	Alex Zanardi	3	1996 (CART)
	Sebastien Bourdais	3	2003 (CART)

### MOST POLES BY A ROOKIE IN A SINGLE SEASON

Rank	Driver	No.	Year
1	Juan Pablo Montoya	7	1999 (CART)
	Nigel Mansell	7	1993 (CART)
3	Alex Zanardi	6	1996 (CART)
	Teo Fabi	6	1983 (CART)
5	Sebastien Bourdais	5	2003 (CART)

### MOST TOP-3 FINISHES BY A ROOKIE IN A SINGLE SEASON

Rank	Driver	No.	Year
1	Nigel Mansell	10	1993 (CART)
2	Juan Pablo Montoya	9	1999 (CART)
3	Teo Fabi	7	1983 (CART)
	Sebastien Bourdais	7	2003 (CART)
5	Robert Doornbos	6	2007 (CCWS)
	Alex Zanardi	6	1996 (CART)
	Bobby Rahal	6	1982 (CART)

### MOST LAPS LED BY A ROOKIE IN A SINGLE SEASON

Rank	Driver	No.	Year
1	Juan Pablo Montoya	954	1999 (CART)
2	Alex Zanardi	610	1996 (CART)
3	Nigel Mansell	603	1993 (CART)
4	Teo Fabi	521	1983 (CART)
5	Tomas Scheckter	443	2002 (IRL)
6	Sebastien Bourdais	254	2003 (CART)
7	Andre Ribiero	164	1995 (CART)

## Miscellaneous 1946-2010

## MOST LEAD CHANGES IN A RACE

No.	Track	Date	Sanction	Distance
73	Fontana	11/4/01	CART	500 miles
62	Michigan	7/26/98	CART	500 miles
60	Michigan	7/22/01	CART	500 miles
59	Fontana	10/30/00	CART	500 miles
52	Michigan	7/23/00	CART	500 miles
43	Fontana	11/3/02	CART	500 miles
39	Fontana	3/24/02	IRL	400 miles
32	Texas	6/9/01	IRL	300 miles
31	Ontario	9/2/73	USAC	500 miles
31	Texas	6/10/00	IRL	300 miles
30	Michigan	7/27/03	IRL	400 miles
29	Michigan	7/25/99	CART	500 miles
29	Indianapolis	5/30/60	USAC	500 miles

## DRIVERS LEADING ONLY THE FINAL LAP OF A RACE

Winner	Track	Date	Sanction	Leader Penultimate Lap
Johnny Mantz	Milwaukee	8/14/48	AAA	Emil Andres
Johnnie Parsons	Phoenix	11/11/52	USAC	Sam Hanks
Jimmy Bryan	DuQuoin	9/5/55	USAC	Bob Sweikert
Eddie Sachs	Atlanta	7/14/56	USAC	Al Keller
Swede Savage	Phoenix	11/21/70	USAC	Roger McCluskey
Hector Rebaque	Road America	9/19/82	CART	Al Unser
Mario Andretti	Portland	6/15/86	CART	Michael Andretti
Al Unser Jr.	Miami	11/19/86	CART	Roberto Guerrero*
Michael Andretti	Road America	8/18/96	CART	Al Unser Jr.
Jeff Ward	Texas	6/8/02	IRL	Al Unser Jr.
Oriol Servia	Montreal	8/28/05	CCWS	Timo Glock

\*Only driver to lead all but the last lap of a race.

## MOST STARTS WITHOUT A VICTORY

Rank	Driver	Starts	Sanction
1	Raul Boesel	199	CART, USAC, IRL
2	Dick Simon	183	USAC, CART
3	Scott Brayton	150	CART, USAC, IRL
4	Hiro Matsushita	117	CART, USAC
5	Tom Bigelow	115	CART, USAC
6	Vitor Meira	114	IRL
7	Steve Krisloff	111	USAC, CART
8	Larry Dickson	104	CART, USAC
9	Ed Carpenter	103	IRL
	Tony Bettenhausen Jr.	103	CART, USAC
11	Johnny Parsons Jr.	102	CART, USAC, IRL
12	Josele Garza	90	CART, USAC

## MOST STARTS BEFORE FIRST VICTORY

Driver	Starts	Sanction	Site Of Win
Michel Jourdain Jr.	126	CART	Milwaukee
Oriol Servia	95	CART	Montreal
Bill Vukovich Jr.	93	USAC	Michigan
Wally Dallenbach	90	USAC	Milwaukee
Alex Tagliani	85	CART	Road America
Patrick Carpentier	79	CART	Michigan
Pancho Carter	77	USAC/CART	Michigan
Arie Luyendyk	76	CART/USAC	Nazareth
Bryan Herta	72	CART/USAC	Laguna Seca
Christian Fittipaldi	71	CART/USAC	Road America

## CLOSEST MARGIN OF VICTORY

MOV	Track	Date	Sanction	Winner	Runner-up
0.0024	Chicagoland	9/8/02	IRL	Sam Hornish Jr.	Al Unser Jr.
0.0033	Chicagoland	9/7/08	IRL	Helio Castroneves	Scott Dixon
0.0051	Kansas	7/4/04	IRL	Buddy Rice	Vitor Meira
0.0077	Chicagoland	8/29/09	IRL	Ryan Briscoe	Scott Dixon
0.0096	Texas	9/15/02	IRL	Sam Hornish Jr.	Helio Castroneves
0.0099	Chicagoland	9/7/03	IRL	Sam Hornish Jr.	Scott Dixon
0.0111	Texas	6/8/02	IRL	Jeff Ward	Al Unser Jr.
0.0120	Kansas	7/3/05	IRL	Tony Kanaan	Dan Wheldon
0.0121	Michigan	7/27/03	IRL	Alex Barron	Sam Hornish Jr.
0.0133	Chicagoland	9/11/05	IRL	Dan Wheldon	Helio Castroneves
0.0147	Homestead	3/26/06	IRL	Dan Wheldon	Helio Castroneves
0.0162	Kentucky	8/1/09	IRL	Ryan Briscoe	Ed Carpenter
0.0183	California	10/3/04	IRL	Adrián Fernández	Tony Kanaan
0.0188	Texas	10/6/01	IRL	Sam Hornish Jr.	Scott Sharp
0.027	Portland	6/22/97	CART	Mark Blundell	Gil de Ferran
0.0281	California	3/24/02	IRL	Sam Hornish Jr.	Jaques Lazier
0.032	Michigan	7/25/99	CART	Tony Kanaan	Juan Pablo Montoya
0.0374	Michigan	7/31/05	IRL	Bryan Herta	Dan Wheldon
0.040	Michigan	7/23/00	CART	Juan Pablo Montoya	Michael Andretti
0.043	Indianapolis	5/24/92	USAC	Al Unser Jr.	Scott Goodyear
0.0432	Chicagoland	8/28/10	IRL	Dario Franchitti	Dan Wheldon
0.0534	Texas	6/11/05	IRL	Tomas Scheckter	Sam Hornish Jr.
0.056	Michigan	7/30/95	CART	Scott Pruett	Al Unser Jr.
0.0581	Kentucky	8/14/04	IRL	Adrián Fernández	Buddy Rice
0.0590	Texas	6/11/00	IRL	Scott Sharp	Robby McGehee
0.0640	New Hampshire	8/17/97	IRL	Robbie Buhl	Vincenzo Sospiri
0.0681	Iowa	6/24/07	IRL	Dario Franchitti	Marco Andretti
0.0698	Homestead	2/29/04	IRL	Sam Hornish Jr.	Helio Castroneves

## Miscellaneous 1946-2010

### MOST STARTS BETWEEN VICTORIES

Driver	Sanction	Starts
Johnny Rutherford	USAC	97
Mario Andretti	CART	74
Jim McElreath	USAC	59
Roger McCluskey	USAC	55
Al Unser	USAC	52
Tom Sneva	USAC, CART	51
Gil de Ferran	CART	50
Joe Leonard	USAC	49
Adrian Fernandez	CART	44
Mike Mosley	USAC, CART	42

### WIN IN FIRST START (1946-2010)

Driver	Event	Season
Juan Pablo Montoya	Indianapolis	2000
Buzz Calkins	Walt Disney World	1996
Nigel Mansell	Australia	1993
Graham Hill	Indianapolis	1966

### WIN IN FIRST SEASON (1946-2010)

Driver	Season	Event
Marco Andretti	2006	Infiniteon
Sebastien Bourdais	2003	Brands Hatch
Ryan Hunter-Reay	2003	Australia
Mario Dominguez	2002	Australia
Tomas Scheckter	2002	Michigan
Scott Dixon	2001	Nazareth
Bruno Junqueira	2001	Road America
Juan Pablo Montoya	1999	Long Beach
Buzz Calkins	1996	Walt Disney World
Alex Zanardi	1996	Portland
Gil de Ferran	1995	Laguna Seca
Andre Ribeiro	1995	New Hampshire
Jaques Villeneuve	1994	Vancouver
Nigel Mansell	1993	Australia
Teo Fabi	1983	Pocono
Bobby Rahal	1982	Cleveland
Hector Rebaque	1982	Elkhart Lake
Graham Hill	1966	Indianapolis
Jim Clark	1963	Milwaukee
Jim Hurtubise	1959	Sacramento
Jud Larson	1956	Sacramento
Jimmy Davies	1949	Del Mar

### CAUTION FREE RACES (SINCE 1976)

Season	Race No.	Date	Circuit	Type	Distance	Laps	Sanction
2009	17	10/10/2009	Homestead	O	200	300	IRL
2007	4	6/10/2007	Portland	RC	202.292	103	CART
2000	14	8/20/2000	Road America	RC	222.64	55	CART
1999	10	7/11/1999	Road America	RC	242.44	55	CART
1997	16	9/7/1997	Laguna Seca	RC	185.754	83	CART
1994	7	7/10/1994	Cleveland	RC	201.37	85	CART
1993	15	10/3/1993	Laguna Seca	RC	185.98	84	CART
1993	1	3/21/1993	Australia	RC	181.675	65	CART
1991	16	10/20/1991	Laguna Seca	RC	185.98	84	CART
1991	14	9/22/1991	Road America	RC	200	50	CART
1991	6	6/23/1991	Portland	RC	199.89	104	CART
1990	4	6/17/1990	Detroit	RC	155	62	CART
1989	12	9/10/1989	Road America	RC	200	50	CART
1989	6	7/2/1989	Cleveland	RC	198.4	80	CART
1989	2	4/16/1989	Long Beach	RC	158.65	95	CART
1988	11	9/11/1988	Road America	RC	200	50	CART
1987	14	11/1/1987	Miami	RC	183.75	103	CART
1987	13	10/11/1987	Laguna Seca	RC	186.2	98	CART
1987	10	8/30/1987	Road America	RC	200	50	CART
1987	6	7/5/1987	Cleveland	RC	196.4	80	CART
1987	4	6/14/1987	Portland	RC	200	104	CART
1987	1	4/5/1987	Long Beach	RC	158.65	95	CART
1986	16	11/9/1986	Miami	RC	199.8	112	CART
1986	14	10/12/1986	Laguna Seca	RC	186.2	98	CART
1986	6	7/6/1986	Cleveland	RC	218.24	88	CART
1986	5	6/29/1986	Meadowlands	RC	168.2	100	CART
1986	4	6/15/1986	Portland	RC	200	104	CART
1985	9	9/1/1985	Mid-Ohio	RC	200.5	84	CART
1985	7	8/4/1985	Road America	RC	200	50	CART
1985	5	7/7/1985	Cleveland	RC	218.24	88	CART
1985	3	6/16/1985	Portland	RC	200	104	CART
1985	1	4/14/1985	Long Beach	RC	150.3	90	CART
1984	14	10/21/1984	Laguna Seca	RC	186.2	98	CART
1984	10	9/2/1984	Mid-Ohio	RC	200	84	CART
1984	8	8/5/1984	Road America	RC	200	50	CART
1984	6	7/8/1984	Cleveland	RC	218.24	88	CART
1984	4	6/17/1984	Portland	RC	199.16	104	CART
1983	12	10/29/1983	Phoenix	PO	150	150	CART
1983	8	9/11/1983	Mid-Ohio	RC	200.5	84	CART
1982	9	9/19/1982	Road America	RC	200	50	CART
1982	8	8/29/1982	Riverside	RC	313.5	95	CART
1982	3	6/13/1982	Milwaukee	PO	150	150	CART
1980	10	10/26/1980	Mexico City	RC	148.8	60	CART
1976	4	6/13/1976	Milwaukee	PO	150	150	USAC

## 1-2, 1-2-3, 1-2-3-4 Finishes by Teammates (1946-2010)

Team	Year	Sanction	Date	Track	Drivers
Blue Crown (Lou Moore)	1947	AAA	5/30/1947	Indianapolis	Rose, Holland
Blue Crown (Lou Moore)	1948	AAA	5/31/1948	Indianapolis	Rose, Holland
Leader Card Racers (Bob Wilke)	1962	USAC	5/30/1962	Indianapolis	Ward, Sutton
Leader Card Racers (Bob Wilke)	1962	USAC	7/22/62	Trenton 2	Ward, Branson
Leader Card Racers (Bob Wilke)	1962	USAC	9/23/63	Trenton 3	Branson, Sutton
Leader Card Racers (Bob Wilke)	1963	USAC	9/14/63	Indianapolis (ISF)	Ward, Branson
Vel's Parnelli Racing	1971	USAC	6/9/71	Milwaukee	Al Unser, Leonard
Patrick Racing	1973	USAC	11/3/73	Phoenix 2	Johncock, Dallenbach
Patrick Racing	1977	USAC	4/30/77	Trenton	Dallenbach, Johncock
Team Penske	1977	USAC	6/26/77	Pocono	Sneva, Ma. Andretti
Patrick Racing	1978	USAC	3/18/78	Phoenix	Johncock, Krisiloff
Team Penske	1978	USAC	10/7/78	Brands Hatch	Mears, Sneva
Team Penske	1979	CART	8/5/79	Watkins Glen	B. Unser, Mears
AMI Racing (Sherman Armstrong)	1979	USAC	8/12/79	Milwaukee	McCluskey, Bigelow
Team Penske	1979	CART	8/12/79	Trenton	Mears, B. Unser
Team Penske (1-2-3)	1979	CART	9/2/79	Ontario	B. Unser, Mears, Ma. Andretti
Team Penske	1980	CART	8/3/80	Watkins Glen	B. Unser, Mears
Team Penske (1-2-3)	1980	CART	9/20/80	Michigan	Ma. Andretti, B. Unser, Mears
Team Penske	1980	CART	10/22/80	Mexico	Mears, B. Unser
Patrick Racing	1982	CART	7/18/82	Michigan	Johncock, Andretti
Team Penske	1982	CART	8/15/82	Pocono	Mears, Cogan
Mayer Racing	1984	CART	4/15/84	Phoenix	Sneva, Holmes
Team Penske	1988	CART	6/5/88	Milwaukee	Mears, Sullivan
Team Penske	1989	CART	8/20/89	Pocono	Sullivan, Mears
Newman-Haas Racing	1990	CART	6/24/90	Portland	Mi. Andretti, Ma. Andretti
Galles-Kraco	1990	CART	8/5/90	Michigan	Unser Jr., Rahal
Newman-Haas Racing	1990	CART	9/16/90	Mid-Ohio	Mi. Andretti, Ma. Andretti
Team Penske	1990	CART	10/7/90	Nazareth	E. Fittipaldi, Mears
Galles-Kraco	1991	CART	4/14/91	Long Beach	Unser Jr., Rahal
Galles-Kraco	1991	CART	7/14/91	Medowlands	Rahal, Unser Jr.
Newman-Haas Racing	1991	CART	7/21/91	Toronto	Mi. Andretti, Ma. Andretti
Team Penske	1992	CART	3/22/92	Australia	E. Fittipaldi, Mears
Team Penske	1992	CART	9/13/92	Mid-Ohio	E. Fittipaldi, Tracy
Newman-Haas Racing	1992	CART	10/18/92	Laguna Seca	Mi. Andretti, Ma. Andretti
Team Penske	1993	CART	7/11/93	Cleveland	Tracy, E. Fittipaldi
Team Penske	1993	CART	7/18/93	Toronto	Tracy, E. Fittipaldi
Newman-Haas Racing	1993	CART	8/1/93	Michigan	Mansell, Ma. Andretti
Team Penske	1993	CART	10/3/93	Laguna Seca	Tracy, E. Fittipaldi
Team Penske	1994	CART	4/10/94	Phoenix	E. Fittipaldi, Unser Jr.
Team Penske (1-2-3)	1994	CART	6/5/94	Milwaukee	Unser Jr., E. Fittipaldi, Tracy
Team Penske	1994	CART	6/12/94	Detroit	Tracy, E. Fittipaldi
Team Penske (1-2-3)	1994	CART	6/26/94	Portland	Unser Jr., E. Fittipaldi, Tracy
Team Penske (1-2-3)	1994	CART	8/14/94	Mid-Ohio	Unser Jr., Tracy, E. Fittipaldi
Team Penske (1-2-3)	1994	CART	8/21/94	New Hampshire	Unser Jr., Tracy, E. Fittipaldi
Team Penske (1-2-3)	1994	CART	9/18/94	Nazareth	Tracy, Unser Jr., E. Fittipaldi
Newman-Haas Racing	1996	CART	6/9/96	Detroit	Mi. Andretti, C. Fittipaldi
Ganassi Racing	1996	CART	8/11/96	Mid-Ohio	Zanardi, Vasser
Treadway Racing	1997	IRL	5/27/1997	Indianapolis	Luyendyk, Goodyear
Ganassi Racing	1998	CART	4/27/98	Nazareth	Zanardi, Vasser
Patrick Racing	1998	CART	8/9/98	Mid-Ohio	Fernandez, Pruett
Newman-Haas Racing	1999	CART	7/11/99	Road America	C. Fittipaldi, Mi. Andretti
Team Green	1999	CART	7/18/99	Toronto	Franchitti, Tracy
Team Green	1999	CART	8/8/99	Detroit	Franchitti, Tracy
Team Green	1999	CART	9/26/99	Houston	Tracy, Franchitti
Team Penske	2000	CART	8/13/00	Mid-Ohio	Castroneves, de Ferran
Team Green	2000	CART	9/3/00	Vancouver	Tracy, Franchitti
Team Penske	2000	CART	9/10/00	Laguna Seca	Castroneves, de Ferran
Ganassi Racing	2000	CART	10/1/00	Houston	Vasser, Montoya
Team Penske	2001	IRL	5/27/2001	Indianapolis	Castroneves, de Ferran
Team Penske	2001	CART	8/12/01	Mid-Ohio	Castroneves, de Ferran
Rahal Letterman Racing	2001	CART	9/15/01	Germany	Brack, Papis
Team Penske	2002	IRL	3/21/2002	Phoenix	Castroneves, de Ferran
Newman-Haas Racing	2002	CART	6/9/02	Laguna Seca	da Matta, C. Fittipaldi
Team Penske	2002	IRL	6/16/2002	Pikes Peak	de Ferran, Castroneves
Team Green	2002	CART	7/28/02	Vancouver	Franchitti, Tracy
Team Cheever	2002	IRL	7/28/2002	Michigan	Scheckter, Rice

CONTINUED ON NEXT PAGE ►►

**1-2, 1-2-3, 1-2-3-4 Finishes by Teammates (1946-2010) (continued)**

Team	Year	Sanction	Date	Track	Drivers
Team Penske	2002	IRL	8/25/2002	Gateway	de Ferran, Castroneves
Ganassi Racing	2002	CART	9/1/02	Denver	Junqueira, Dixon
Newman-Haas Racing	2002	CART	10/6/02	Miami	da Matta, C.Fittipaldi
Newman-Haas Racing	2003	CART	5/5/03	Brands Hatch	Bourdais, Junqueira
Team Penske	2003	IRL	5/25/2003	Indianapolis	de Ferran, Castroneves
Newman-Haas Racing	2003	CART	8/3/03	Road America	Junqueira, Bourdais
Forsythe	2003	CART	8/10/03	Mid-Ohio	Carpentier, Tracy
Newman-Haas Racing	2003	CART	8/31/03	Denver	Junqueira, Bourdais
HVM	2003	CART	9/28/03	Miami	Dominguez, Moreno
Team Penske	2004	IRL	2/29/2004	Homestead	Hornish Jr., Castroneves
Andretti Green Racing	2004	IRL	4/17/2004	Motegi	Wheldon, Kanaan
Newman-Haas Racing	2004	CCWS	5/23/04	Monterrey	Bourdais, Junqueira
Andretti Green Racing	2004	IRL	6/12/2004	Texas	Kanaan, Franchitti
Newman-Haas Racing	2004	CCWS	6/20/04	Portland	Bourdais, Junqueira
Newman-Haas Racing	2004	CCWS	7/3/04	Cleveland	Bourdais, Junqueira
Rahal Letterman Racing	2004	IRL	7/4/2004	Kansas	Rice, Meira
Andretti Green Racing	2004	IRL	8/29/2004	Nazareth	Wheldon, Kanaan
Andretti Green Racing (1-2-3)	2004	IRL	8/29/2004	Nazareth	Wheldon, Kanaan, Franchitti
Newman-Haas Racing	2004	CCWS	9/25/04	Las Vegas	Bourdais, Junqueira
Newman-Haas Racing	2004	CCWS	10/24/04	Australia	Junqueira, Bourdais
Newman-Haas Racing	2004	CCWS	11/7/04	Mexico City	Bourdais, Junqueira
Team Penske	2005	IRL	3/19/2005	Phoenix	Hornish, Castroneves
Andretti Green Racing (1-2-3-4)	2005	IRL	4/3/2005	St. Petersburg	Wheldon, Kanaan, Franchitti, Herta
Andretti Green Racing	2005	IRL	7/3/2005	Kansas	Kanaan, Wheldon
Newman-Haas Racing	2005	CCWS	7/17/05	Edmonton	Bourdais, Servia
Andretti Green Racing	2005	IRL	7/17/2005	Michigan	Herta, Wheldon
Newman-Haas Racing	2005	CCWS	9/24/05	Las Vegas	Bourdais, Servia
Andretti Green Racing	2005	IRL	10/16/2005	California	Franchitti, Kanaan
RuSPORT	2005	CCWS	11/6/05	Mexico City	Wilson, Allmendinger
Forsythe	2006	CCWS	7/9/06	Toronto	Allmendinger, Tracy
Target Chip Ganassi Racing	2006	IRL	7/15/2006	Nashville	Dixon, Wheldon
Andretti Green Racing	2006	IRL	8/27/2006	Infineon	Marco Andretti, Franchitti
Target Chip Ganassi Racing	2006	IRL	9/10/2006	Chicagoland	Wheldon, Dixon
Target Chip Ganassi Racing	2007	IRL	3/24/2007	Homestead	Wheldon, Dixon
Newman-Haas Racing	2007	CCWS	4/22/07	Houston	Bourdais, Rahal
Andretti Green Racing	2007	IRL	6/3/2007	Milwaukee	Kanaan, Franchitti
Andretti Green Racing	2007	IRL	6/24/2007	Iowa	Franchitti, Marco Andretti
Andretti Green Racing	2007	IRL	8/5/2007	Michigan	Kanaan, Marco Andretti
Andretti Green Racing	2007	IRL	9/2/2007	Belle Isle	Kanaan, Patrick
Target Chip Ganassi Racing	2008	IRL	7/12/2008	Nashville	Dixon, Wheldon
Team Penske	2008	IRL	7/20/2008	Mid-Ohio	Briscoe, Castroneves
Team Penske	2008	IRL	8/24/2008	Infineon	Castroneves, Briscoe
Team Penske	2009	IRL	6/6/2009	Texas	Castroneves, Briscoe
Target Chip Ganassi Racing	2009	IRL	6/27/2009	Richmond	Dixon, Franchitti
Team Penske	2009	IRL	7/26/2009	Edmonton	Power, Castroneves
Target Chip Ganassi Racing	2009	IRL	9/19/2009	Motegi	Dixon, Franchitti
Team Penske	2010	IRL	4/4/2010	Watkins Glen	Power, Briscoe
Target Chip Ganassi Racing	2010	IRL	5/1/2010	Kansas	Dixon, Franchitti





ALL-TIME  
INDYCAR POINT  
STANDINGS



## Year-By-Year Point Standings

## 2010 (IRL)

Rank	Driver	Points
1	Dario Franchitti	602
2	Will Power	597
3	Scott Dixon	547
4	Helio Castroneves	531
5	Ryan Briscoe	482
6	Tony Kanaan	453
7	Ryan Hunter-Reay	445
8	Marco Andretti	392
9	Dan Wheldon	388
10	Danica Patrick	367

## 2009 (IRL)

Rank	Driver	Points
1	Dario Franchitti	616
2	Scott Dixon	605
3	Ryan Briscoe	604
4	Helio Castroneves	433
5	Danica Patrick	393
6	Tony Kanaan	386
7	Graham Rahal	385
8	Marco Andretti	380
9	Justin Wilson	354
10	Dan Wheldon	354

## 2008 (IRL)

Rank	Driver	Points
1	Scott Dixon	646
2	Helio Castroneves	629
3	Tony Kanaan	513
4	Dan Wheldon	492
5	Ryan Briscoe	447
6	Danica Patrick	379
7	Marco Andretti	363
8	Ryan Hunter-Reay	360
9	Oriol Servia	358
10	Hideki Mutoh	346

## 2007 (CCWS)

Rank	Driver	Points
1	Sebastien Bourdais	364
2	Justin Wilson	281
3	Robert Doornbos	268
4	Will Power	262
5	Graham Rahal	243
6	Oriol Servia	237
7	Bruno Junqueira	233
8	Simon Pagenaud	232
9	Neel Jani	231
10	Alex Tagliani	205

## 2007 (IRL)

Rank	Driver	Points
1	Dario Franchitti	637
2	Scott Dixon	624
3	Tony Kanaan	576
4	Dan Wheldon	466
5	Sam Hornish Jr.	465
6	Helio Castroneves	446
7	Danica Patrick	424
8	Scott Sharp	412
9	Buddy Rice	360
10	Tomas Scheckter	357

## 2006 (CCWS)

Rank	Driver	Points
1	Sebastien Bourdais	387
2	Justin Wilson	298
3	A.J. Allmendinger	285
4	Nelson Philippe	231
5	Bruno Junqueira	219
6	Will Power	213
7	Paul Tracy	209
8	Alex Tagliani	205
9	Mario Dominguez	202
10	Andrew Ranger	200

## 2006 (IRL)

Rank	Driver	Points
1	Sam Hornish Jr.	475
2	Dan Wheldon	475
3	Helio Castroneves	473
4	Scott Dixon	460
5	Vitor Meira	411
6	Tony Kanaan	384
7	Marco Andretti	325
8	Dario Franchitti	311
9	Danica Patrick	302
10	Tomas Scheckter	298

Hornish Jr. won the championship as a result of a tiebreaker based on most wins/best finish. Hornish Jr. won four races while Wheldon won two.

## 2005 (CCWS)

Rank	Driver	Points
1	Sebastien Bourdais	348
2	Oriol Servia	288
3	Justin Wilson	265
4	Paul Tracy	246
5	A.J. Allmendinger	227
6	Jimmy Vasser	217
7	Alex Tagliani	207
8	Timo Glock	202
9	Mario Dominguez	198
10	Andrew Ranger	140

## 2005 (IRL)

Rank	Driver	Points
1	Dan Wheldon	628
2	Tony Kanaan	548
3	Sam Hornish Jr.	512
4	Dario Franchitti	498
5	Scott Sharp	444
6	Helio Castroneves	440
7	Vitor Meira	422
8	Bryan Herta	397
9	Tomas Scheckter	390
10	Patrick Carpentier	376

## 2004 (CHAMP CAR WORLD SERIES - CCWS)

Rank	Driver	Points
1	Sebastien Bourdais	369
2	Bruno Junqueira	341
3	Patrick Carpentier	266
4	Paul Tracy	254
5	Mario Dominguez	244
6	A.J. Allmendinger	229
7	Alex Tagliani	218
8	Jimmy Vasser	201
9	Ryan Hunter-Reay	199
	Oriol Servia	199

## 2004 (IRL)

Rank	Driver	Points
1	Tony Kanaan	618
2	Dan Wheldon	533
3	Buddy Rice	485
4	Helio Castroneves	446
5	Adrian Fernandez	445
6	Dario Franchitti	409
7	Sam Hornish Jr.	387
8	Vitor Meira	376
9	Bryan Herta	362
10	Scott Dixon	355

## 2003 (CART)

Rank	Driver	Points
1	Paul Tracy	226
2	Bruno Junqueira	199
3	Michel Jourdain Jr.	195
4	Sebastien Bourdais	159
5	Patrick Carpentier	146
6	Mario Dominguez	118
7	Oriol Servia	108
8	Adrian Fernandez	105
9	Darren Manning	103
10	Alex Tagliani	97

## 2003 (IRL)

Rank	Driver	Points
1	Scott Dixon	507
2	Gil de Ferran	489
3	Helio Castroneves	484
4	Tony Kanaan	476
5	Sam Hornish Jr.	461
6	Al Unser Jr.	374
7	Tomas Scheckter	356
8	Scott Sharp	351
9	Kenny Brack	342
10	Tora Takagi	317

## 2002 (CART)

Rank	Driver	Points
1	Cristiano da Matta	237
2	Bruno Junqueira	164
3	Patrick Carpentier	157
4	Dario Franchitti	148
5	Christian Fittipaldi	122
6	Kenny Brack	114
	Jimmy Vasser	114
8	Alex Tagliani	111
9	Michael Andretti	110
10	Michel Jourdain Jr.	105

## 2002 (IRL)

Rank	Driver	Points
1	Sam Hornish Jr.	531
2	Helio Castroneves	511
3	Gil de Ferran	443
4	Felipe Giaffone	432
5	Alex Barron	366
6	Scott Sharp	332
7	Al Unser Jr.	311
8	Buddy Lazier	305
9	Airton Dare	304
10	Eddie Cheever Jr.	280

## 2001 (CART)

Rank	Driver	Points
1	Gil de Ferran	199
2	Kenny Brack	163
3	Michael Andretti	147
4	Helio Castroneves	141
5	Cristiano da Matta	140
6	Max Papis	107
7	Dario Franchitti	105
8	Scott Dixon	98
9	Tony Kanaan	93
10	Patrick Carpentier	91

## 2001 (IRL)

Rank	Driver	Points
1	Sam Hornish Jr.	503
2	Buddy Lazier	398
3	Scott Sharp	355
4	Billy Boat	313
5	Eliseo Salazar	308
6	Felipe Giaffone	304
7	Al Unser Jr.	287
8	Eddie Cheever Jr.	261
9	Buzz Calkins	242
10	Airton Dare	239

## 2000 (CART)

Rank	Driver	Points
1	Gil de Ferran	168
2	Adrian Fernandez	158
3	Roberto Moreno	147
4	Kenny Brack	135
5	Paul Tracy	134
6	Jimmy Vasser	131
7	Helio Castroneves	129
8	Michael Andretti	127
9	Juan Pablo Montoya	126
10	Cristiano da Matta	112

## 2000 (IRL)

Rank	Driver	Points
1	Buddy Lazier	290
2	Scott Goodyear	272
3	Eddie Cheever Jr.	257
4	Eliseo Salazar	210
5	Mark Dismore	202
	Donnie Beechler	202
7	Scott Sharp	196
8	Robbie Buhl	190
9	Al Unser Jr.	188
10	Billy Boat	181

## 1999 (CART)

Rank	Driver	Points
1	Juan Pablo Montoya	212
2	Dario Franchitti	212
3	Paul Tracy	161
4	Michael Andretti	151
5	Max Papis	150
6	Adrian Fernandez	140
7	Christian Fittipaldi	121
8	Gil de Ferran	108
9	Jimmy Vasser	104
10	Greg Moore	97

Montoya won the championship as a result of a tiebreaker based on best finish/most wins. Montoya won seven races while Franchitti won three.



## Year-By-Year Point Standings

## 1999 (IRL)

Rank	Driver	Points
1	Greg Ray.....	293
2	Kenny Brack.....	256
3	Mark Dismore.....	240
4	Davey Hamilton.....	237
5	Sam Schmidt.....	233
6	Buddy Lazier.....	224
7	Eddie Cheever Jr.....	222
8	Scott Sharp.....	220
9	Scott Goodyear.....	217
10	Robby Unser.....	209

## 1998 (CART)

Rank	Driver	Points
1	Alex Zanardi.....	285
2	Jimmy Vasser.....	169
3	Dario Franchitti.....	160
4	Adrian Fernandez.....	154
5	Greg Moore.....	140
6	Scott Pruett.....	121
7	Michael Andretti.....	112
8	Bryan Herta.....	97
9	Tony Kanaan.....	92
10	Bobby Rahal.....	82

## 1998 (IRL)

Rank	Driver	Points
1	Kenny Brack.....	332
2	Davey Hamilton.....	292
3	Tony Stewart.....	289
4	Scott Sharp.....	272
5	Buddy Lazier.....	262
6	Jeff Ward.....	252
7	Scott Goodyear.....	244
8	Arie Luyendyk.....	227
9	Eddie Cheever Jr.....	222
10	Marco Greco.....	219

## 1997 (CART)

Rank	Driver	Points
1	Alex Zanardi.....	195
2	Gil de Ferran.....	162
3	Jimmy Vasser.....	144
4	Mauricio Gugelmin.....	132
5	Paul Tracy.....	121
6	Mark Blundell.....	115
7	Greg Moore.....	111
8	Michael Andretti.....	108
9	Scott Pruett.....	102
10	Raul Boesel.....	91

## 1996/97 (IRL)

Rank	Driver	Points
1	Tony Stewart.....	278
2	Davey Hamilton.....	272
3	Eddie Cheever Jr.....	230
	Marco Greco.....	230
5	Scott Goodyear.....	226
6	Arie Luyendyk.....	223
7	Roberto Guerrero.....	221
8	Buddy Lazier.....	209
9	Eliseo Salazar.....	208
10	Buzz Calkins.....	204

## 1996 (CART)

Rank	Driver	Points
1	Jimmy Vasser.....	154
2	Michael Andretti.....	132
	Alex Zanardi.....	132
4	Al Unser Jr.....	125
5	Christian Fittipaldi.....	110
6	Gil de Ferran.....	104
7	Bobby Rahal.....	102
8	Bryan Herta.....	86
9	Greg Moore.....	84
10	Scott Pruett.....	82

## 1996 (IRL)

Rank	Driver	Points
1	Buzz Calkins.....	246
	Scott Sharp.....	246
3	Robbie Buhl.....	240
4	Roberto Guerrero.....	237
	Richie Hearn.....	237
6	Mike Groff.....	228
7	Arie Luyendyk.....	225
8	Tony Stewart.....	204
9	Davey Hamilton.....	192
	Johnny O'Connell.....	192

## 1995 (CART)

Rank	Driver	Points
1	Jacques Villeneuve.....	172
2	Al Unser Jr.....	161
3	Bobby Rahal.....	128
4	Michael Andretti.....	123
5	Robby Gordon.....	121
6	Paul Tracy.....	115
7	Scott Pruett.....	112
8	Jimmy Vasser.....	92
9	Teo Fabi.....	83
10	Mauricio Gugelmin.....	80

## 1994-1995 (USAC)

Rank	Driver	Points
1	Jacques Villeneuve.....	1,000
2	Christian Fittipaldi.....	800
3	Bobby Rahal.....	700
4	Eliseo Salazar.....	600
5	Robby Gordon.....	500
6	Mauricio Gugelmin.....	400
7	Arie Luyendyk.....	300
8	Teo Fabi.....	250
9	Danny Sullivan.....	200
10	Hiro Matsushita.....	150

## 1994 (CART)

Rank	Driver	Points
1	Al Unser Jr.....	225
2	Emerson Fittipaldi.....	178
3	Paul Tracy.....	152
4	Michael Andretti.....	118
5	Robby Gordon.....	104
6	Jacques Villeneuve.....	94
7	Raul Boesel.....	90
8	Nigel Mansell.....	88
9	Teo Fabi.....	79
10	Bobby Rahal.....	59

## 1993-1994 (USAC)

Rank	Driver	Points
1	Al Unser Jr.....	1,000
2	Jacques Villeneuve (II).....	800
3	Bobby Rahal.....	700
4	Jimmy Vasser.....	600
5	Robby Gordon.....	500
6	Michael Andretti.....	400
7	Teo Fabi.....	300
8	Eddie Cheever.....	250
9	Bryan Herta.....	200
10	John Andretti.....	150

## 1993 (CART)

Rank	Driver	Points
1	Nigel Mansell.....	191
2	Emerson Fittipaldi.....	183
3	Paul Tracy.....	157
4	Bobby Rahal.....	133
5	Raul Boesel.....	132
6	Mario Andretti.....	117
7	Al Unser Jr.....	100
8	Arie Luyendyk.....	90
9	Scott Goodyear.....	86
10	Robby Gordon.....	84

## 1992-1993 (USAC)

Rank	Driver	Points
1	Emerson Fittipaldi.....	1,000
2	Arie Luyendyk.....	800
3	Nigel Mansell.....	700
4	Raul Boesel.....	600
5	Mario Andretti.....	500
6	Scott Brayton.....	400
7	Scott Goodyear.....	300
8	Al Unser Jr.....	250
9	Teo Fabi.....	200
10	John Andretti.....	150

## 1992 (CART)

Rank	Driver	Points
1	Bobby Rahal.....	196
2	Michael Andretti.....	192
3	Al Unser Jr.....	169
4	Emerson Fittipaldi.....	151
5	Scott Goodyear.....	108
6	Mario Andretti.....	105
7	Danny Sullivan.....	99
8	John Andretti.....	94
9	Raul Boesel.....	80
	Eddie Cheever.....	80

## 1991-1992 (USAC)

Rank	Driver	Points
1	Al Unser Jr.....	1,000
2	Scott Goodyear.....	800
3	Al Unser.....	700
4	Eddie Cheever.....	600
5	Danny Sullivan.....	500
6	Bobby Rahal.....	400
7	Raul Boesel.....	300
8	John Andretti.....	250
9	A.J. Foyt.....	200
10	John Paul Jr.....	150

## 1991 (CART)

Rank	Driver	Points
1	Michael Andretti.....	234
2	Bobby Rahal.....	200
3	Al Unser Jr.....	197
4	Rick Mears.....	144
5	Emerson Fittipaldi.....	140
6	Arie Luyendyk.....	134
7	Mario Andretti.....	132
8	John Andretti.....	105
9	Eddie Cheever.....	91
10	Scott Pruett.....	67

## 1990-1991 (USAC)

Rank	Driver	Points
1	Rick Mears.....	1,000
2	Michael Andretti.....	800
3	Arie Luyendyk.....	700
4	Al Unser Jr.....	600
5	John Andretti.....	500
6	Gordon Johncock.....	400
7	Mario Andretti.....	300
8	Stan Fox.....	250
9	Tony Bettenhausen Jr.....	200
10	Danny Sullivan.....	150

## 1990 (CART)

Rank	Driver	Points
1	Al Unser Jr.....	210
2	Michael Andretti.....	181
3	Rick Mears.....	168
4	Bobby Rahal.....	153
5	Emerson Fittipaldi.....	144
6	Danny Sullivan.....	139
7	Mario Andretti.....	136
8	Arie Luyendyk.....	90
9	Eddie Cheever.....	80
	John Andretti.....	80

## 1989-1990 (USAC)

Rank	Driver	Points
1	Arie Luyendyk.....	1,000
2	Bobby Rahal.....	800
3	Emerson Fittipaldi.....	700
4	Al Unser Jr.....	600
5	Rick Mears.....	500
6	A.J. Foyt.....	400
7	Scott Brayton.....	300
8	Eddie Cheever.....	250
9	Kevin Cogan.....	200
10	Scott Goodyear.....	150

## 1989 (CART)

Rank	Driver	Points
1	Emerson Fittipaldi.....	196
2	Rick Mears.....	186
3	Michael Andretti.....	150
4	Teo Fabi.....	141
5	Al Unser Jr.....	136
6	Mario Andretti.....	110
7	Danny Sullivan.....	107
8	Scott Pruett.....	101
9	Bobby Rahal.....	88
10	Arie Luyendyk.....	75

## Year-By-Year Point Standings

## 1988-1989 (USAC)

Rank	Driver	Points
1	Emerson Fittipaldi	1,000
2	Al Unser Jr.	800
3	Raul Boesel	700
4	Mario Andretti	600
5	A.J. Foyt	500
6	Scott Brayton	400
7	Davy Jones	300
8	Rich Vogler	250
9	Bernard Jourdain	200
10	Scott Pruett	150

## 1988 (CART)

Rank	Driver	Points
1	Danny Sullivan	132
2	Al Unser Jr.	149
3	Bobby Rahal	136
4	Rick Mears	129
5	Mario Andretti	126
6	Michael Andretti	119
7	Emerson Fittipaldi	105
8	Raul Boesel	89
9	Derek Daly	53
10	Teo Fabi	44

## 1987-1988 (USAC)

Rank	Driver	Points
1	Rick Mears	1,000
2	Emerson Fittipaldi	800
3	Al Unser	700
4	Michael Andretti	600
5	Bobby Rahal	500
6	Jim Crawford	400
7	Raúl Boesel	300
8	Phil Krueger	250
9	Dick Simon	200
10	Arie Luyendyk	150

## 1987 (CART)

Rank	Driver	Points
1	Bobby Rahal	188
2	Michael Andretti	158
3	Al Unser Jr.	107
4	Roberto Guerrero	106
5	Rick Mears	102
6	Mario Andretti	100
7	Arie Luyendyk	98
8	Geoff Brabham	90
9	Danny Sullivan	87
10	Emerson Fittipaldi	78

## 1986-1987 (USAC)

Rank	Driver	Points
1	Al Unser	1,000
2	Roberto Guerrero	800
3	Fabrizio Barbazza	700
4	Al Unser Jr.	600
5	Gary Bettenhausen	500
6	Dick Simon	400
7	Stan Fox	300
8	Jeff MacPherson	250
9	Mario Andretti	200
10	Tony Bettenhausen Jr.	150

## 1986 (CART)

Rank	Driver	Points
1	Bobby Rahal	179
2	Michael Andretti	171
3	Danny Sullivan	147
4	Al Unser Jr.	137
5	Mario Andretti	136
6	Kevin Cogan	115
7	Emerson Fittipaldi	103
8	Rick Mears	89
9	Roberto Guerrero	87
	Tom Sneva	87

## 1985-1986 (USAC)

Rank	Driver	Points
1	Bobby Rahal	1,000
2	Kevin Cogan	800
3	Rick Mears	700
4	Roberto Guerrero	600
5	Al Unser Jr.	500
6	Michael Andretti	400
7	Emerson Fittipaldi	300
8	Johnny Rutherford	250
9	Danny Sullivan	200
10	Randy Lanier	150

## 1985 (CART)

Rank	Driver	Points
1	Al Unser	151
2	Al Unser Jr.	150
3	Bobby Rahal	134
4	Danny Sullivan	126
5	Mario Andretti	114
6	Emerson Fittipaldi	104
7	Tom Sneva	66
8	Jacques Villeneuve	54
9	Michael Andretti	53
10	Rick Mears	51

## 1984-1985 (USAC)

Rank	Driver	Points
1	Danny Sullivan	1,000
2	Mario Andretti	800
3	Roberto Guerrero	700
4	Al Unser	600
5	Johnny Parsons Jr.	500
6	Johnny Rutherford	400
7	Arie Luyendyk	300
8	Michael Andretti	250
9	Ed Pimm	200
10	Kevin Cogan	100

## 1984 (CART)

Rank	Driver	Points
1	Mario Andretti	176
2	Tom Sneva	163
3	Bobby Rahal	137
4	Danny Sullivan	110
	Rick Mears	110
6	Al Unser Jr.	103
7	Michael Andretti	102
8	Geoff Brabham	87
9	Al Unser	76
10	Danny Ongais	53

## 1983-1984 (USAC)

Rank	Driver	Points
1	Rick Mears	1,000
2	Roberto Guerrero	800
3	Al Unser	700
4	Al Holbert	600
5	Michael Andretti	500
6	Gary Bettenhausen	400
	A.J. Foyt	400
8	George Snider	340
9	Bobby Rahal	300
10	Ken Schrader	280

Championship included 1984 Indianapolis 500 and 1983 DuQuoin USAC Silver Crown race. This was the last USAC Gold Crown Series championship which included a race other than the Indianapolis 500.

## 1983 (CART)

Rank	Driver	Points
1	Al Unser	151
2	Teo Fabi	146
3	Mario Andretti	133
4	Tom Sneva	96
5	Bobby Rahal	94
6	Rick Mears	92
7	Al Unser Jr.	89
8	John Paul Jr.	84
9	Chip Ganassi	56
10	Pancho Carter	53

## 1982-1983 (USAC)

Rank	Driver	Points
1	Tom Sneva	1,000
2	Al Unser	800
3	Rick Mears	700
4	Geoff Brabham	600
5	Mark Alderson	560
6	Kevin Cogan	500
7	Joe Saldana	422
8	Gary Bettenhausen	406
9	Howdy Holmes	400
10	Ken Schrader	360

Championship included 1983 Indianapolis 500 and three USAC Silver Crown races.

## 1982 (CART)

Rank	Driver	Points
1	Rick Mears	294
2	Bobby Rahal	242
3	Mario Andretti	188
4	Gordon Johncock	186
5	Tom Sneva	144
6	Kevin Cogan	136
7	Al Unser	125
8	Geoff Brabham	110
9	Roger Mears	103
10	Tony Bettenhausen Jr.	80

## 1981-1982 (USAC)

Rank	Driver	Points
1	George Snider	1,395
2	Geoff Brabham	1,310
3	Tom Bigelow	1,280
4	A.J. Foyt	1,045
5	Gordon Johncock	1,000
6	Mario Andretti	805
7	Rick Mears	800
8	Rich Vogler	760
9	Larry Rice	730
10	Vern Schuppan	720

This was the first championship of the USAC Gold Crown Series, it began with the 1980 Indianapolis 500 and ended with the 1981 Indianapolis 500 including also Pocono and three USAC Silver Crown races.

## 1981 (CART)

Rank	Driver	Points
1	Rick Mears	304
2	Bill Alsup	177
3	Pancho Carter	168
4	Gordon Johncock	142
5	Johnny Rutherford	120
6	Tony Bettenhausen Jr.	107
7	Bobby Unser	99
8	Tom Sneva	96
9	Bob Lazier	92
10	Al Unser	90

## 1980 (CART)

Rank	Driver	Points
1	Johnny Rutherford	4,723
2	Bobby Unser	3,714
3	Tom Sneva	2,930
4	Rick Mears	2,866
5	Pancho Carter	1,855
6	Gordon Johncock	1,572
7	Bill Alsup	1,214
8	Al Unser	1,153
9	Gary Bettenhausen	1,057
10	Vern Schuppan	806

The 1980 CART championship includes points earned from the five races run under the Championship Racing League (CRL) banner which were sanctioned by USAC.

## 1980 (USAC)

Rank	Driver	Points
1	Johnny Rutherford	2,740
2	Tom Sneva	1,970
3	Bobby Unser	1,334
4	Gordon Johncock	1,330
5	Pancho Carter	1,078
6	Bill Alsup	990
7	Rick Mears	766
8	Gary Bettenhausen	726
9	Vern Schuppan	650
10	Sheldon Kinser	345

The points for the 1980 USAC Championship were from the five races run under the Championship Racing League (CRL) banner which were sanctioned by USAC.

## Year-By-Year Point Standings

## 1979 (CART)

Rank	Driver	Points
1	Rick Mears	4,060
2	Bobby Unser	3,780
3	Gordon Johncock	2,211
4	Johnny Rutherford	2,163
5	Al Unser	2,085
6	Danny Ongais	1,443
7	Tom Sneva	1,360
8	Tom Bagley	1,208
9	Wally Dallenbach	1,149
10	Mike Mosley	1,121

## 1979 (USAC)

Rank	Driver	Points
1	A.J. Foyt	3,320
2	Bill Vukovich Jr.	1,770
3	Tom Bigelow	1,305
4	Larry Dickson	1,225
5	Gary Bettenhausen	1,008
6	Jim McElreath	975
7	Jerry Sneva	851
8	Dick Simon	765
9	Roger McCluskey	715
10	Sheldon Kinser	673

## 1978 (USAC)

Rank	Driver	Points
1	Tom Sneva	4,153
2	Al Unser	4,031
3	Gordon Johncock	3,548
4	Johnny Rutherford	3,067
5	A.J. Foyt	3,024
6	Wally Dallenbach	2,966
7	Steve Krisiloff	2,874
8	Danny Ongais	2,662
9	Rick Mears	2,171
10	Pancho Carter	1,206

## 1977 (USAC)

Rank	Driver	Points
1	Tom Sneva	3,965
2	Al Unser	3,030
3	A.J. Foyt	2,840
	Johnny Rutherford	2,840
5	Gordon Johncock	2,830
6	Wally Dallenbach	2,635
7	Mario Andretti	1,580
8	Pancho Carter	1,420
9	Tom Bigelow	1,370
10	Mike Mosley	1,030

## 1976 (USAC)

Rank	Driver	Points
1	Gordon Johncock	4,240
2	Johnny Rutherford	4,220
3	Wally Dallenbach	3,105
4	Al Unser	3,020
5	Mike Mosley	2,120
6	Bobby Unser	2,080
7	A.J. Foyt	1,720
8	Tom Sneva	1,570
9	Mario Andretti	1,200
10	Johnny Parsons Jr.	980

## 1975 (USAC)

Rank	Driver	Points
1	A.J. Foyt	4,920
2	Johnny Rutherford	3,650
3	Bobby Unser	2,480
4	Wally Dallenbach	2,305
5	Bill Vukovich Jr.	2,080
6	Tom Sneva	1,830
7	Roger McCluskey	1,675
8	Steve Krisiloff	1,630
9	Pancho Carter	1,345
10	Gordon Johncock	1,280

## 1974 (USAC)

Rank	Driver	Points
1	Bobby Unser	4,870
2	Johnny Rutherford	3,650
3	Gordon Johncock	3,050
4	Al Unser	2,430
5	Jimmy Caruthers	2,065
6	Bill Vukovich Jr.	1,925
7	Lloyd Ruby	1,580
8	A.J. Foyt	1,510
9	Wally Dallenbach	1,445
10	Steve Krisiloff	1,130

## 1973 (USAC)

Rank	Driver	Points
1	Roger McCluskey	3,705
2	Wally Dallenbach	2,620
3	Johnny Rutherford	2,595
4	Bill Vukovich Jr.	2,440
5	Mario Andretti	2,400
6	Mike Mosley	2,345
7	Gordon Johncock	2,240
8	Gary Bettenhausen	2,093
9	Lloyd Ruby	1,610
10	A.J. Foyt	1,580

## 1972 (USAC)

Rank	Driver	Points
1	Joe Leonard	3,460
2	Bill Vukovich Jr.	2,200
3	Roger McCluskey	1,970
4	Al Unser	1,800
5	Mark Donohue	1,720
6	Mike Hiss	1,655
7	Johnny Rutherford	1,620
8	Bobby Unser	1,600
9	Sam Sessions	1,440
10	Mike Mosley	1,250

## 1971 (USAC)

Rank	Driver	Points
1	Joe Leonard	3,016
2	A.J. Foyt	2,320
3	Bill Vukovich Jr.	2,250
4	Al Unser	2,200
5	Lloyd Ruby	1,830
6	Bobby Unser	1,805
7	Gary Bettenhausen	1,800
8	Mark Donohue	1,760
9	Mario Andretti	1,370
10	Wally Dallenbach	1,220

## 1970 (USAC)

Rank	Driver	Points
1	Al Unser	5,130
2	Bobby Unser	2,260
3	Jim McElreath	2,060
4	Mike Mosley	1,900
5	Mario Andretti	1,890
6	Roger McCluskey	1,380
7	Gordon Johncock	1,160
8	Art Pollard	1,110
9	A.J. Foyt	1,105
10	Dick Simon	1,080

## 1969 (USAC)

Rank	Driver	Points
1	Mario Andretti	5,025
2	Al Unser	2,630
3	Bobby Unser	2,585
4	Dan Gurney	2,280
5	Gordon Johncock	2,070
6	Wally Dallenbach	1,795
7	A.J. Foyt	1,570
8	Bill Vukovich Jr.	1,280
9	Mike Mosley	1,220
10	Lloyd Ruby	1,190

## 1968 (USAC)

Rank	Driver	Points
1	Bobby Unser	4,330
2	Mario Andretti	4,319
3	Al Unser	2,895
4	Lloyd Ruby	2,979
5	Bill Vukovich Jr.	2,410
6	A.J. Foyt	1,860
7	Dan Gurney	1,800
8	Gary Bettenhausen	1,595
9	Mel Kenyon	1,355
10	Jim Malloy	1,265

## 1967 (USAC)

Rank	Driver	Points
1	A.J. Foyt	3,440
2	Mario Andretti	3,360
3	Bobby Unser	3,020
4	Gordon Johncock	2,690
5	Al Unser	2,505
6	Lloyd Ruby	2,090
7	Jim McElreath	1,750
8	Roger McCluskey	1,620
9	Joe Leonard	1,575
10	Bud Tingelstad	965

## 1966 (USAC)

Rank	Driver	Points
1	Mario Andretti	3,070
2	Jim McElreath	2,430
3	Gordon Johncock	2,050
4	Joe Leonard	1,275
5	Al Unser	1,260
6	Bobby Unser	1,210
7	Don Branson	1,135
8	Chuck Hulse	1,030
9	Billy Foster	930
10	Bud Tingelstad	870

## 1965 (USAC)

Rank	Driver	Points
1	Mario Andretti	3,110
2	A.J. Foyt	2,500
3	Jim McElreath	2,035
4	Don Branson	1,875
5	Gordon Johncock	1,540
6	Joe Leonard	1,415
7	Bobby Unser	1,402
8	Roger McCluskey	1,060
9	Jud Larson	1,028
10	Jim Clark	1,000

## 1964 (USAC)

Rank	Driver	Points
1	A.J. Foyt	2,900
2	Rodger Ward	2,128
3	Lloyd Ruby	1,752
4	Don Branson	1,700
5	Bud Tingelstad	1,640
6	Parnelli Jones	940
7	Bobby Marshman	867
8	Norm Hall	677
9	Johnny White	630
10	Bob Harkey	560

## 1963 (USAC)

Rank	Driver	Points
1	A.J. Foyt	2,950
2	Rodger Ward	2,210
3	Jim McElreath	1,655
4	Parnelli Jones	1,540
5	Don Branson	1,352
6	Jim Clark	1,200
7	Chuck Hulse	1,000
8	Roger McCluskey	750
9	Jim Hurtubise	660
10	Johnny Rutherford	640

## 1962 (USAC)

Rank	Driver	Points
1	Rodger Ward	2,460
2	A.J. Foyt	1,950
3	Parnelli Jones	1,760
4	Don Branson	1,700
5	Bobby Marshman	1,581
6	Jim Hurtubise	1,340
7	Len Sutton	1,250
8	Jim McElreath	1,210
9	Eddie Sachs	1,060
10	Don Davis	960

## 1961 (USAC)

Rank	Driver	Points
1	A.J. Foyt	2,150
2	Eddie Sachs	1,760
3	Rodger Ward	1,680
4	Shorty Templeman	1,190
5	Al Keller	1,000
6	Jim Hurtubise	939
7	Len Sutton	860
8	Bobby Marshman	769
9	Dick Rathmann	750
	Parnelli Jones	750

## Year-By-Year Point Standings

## 1960 (USAC)

Rank	Driver	Points
1	A.J. Foyt.....	1,680
2	Rodger Ward.....	1,390
3	Don Branson.....	1,220
4	Jim Rathmann.....	1,000
5	Tony Bettenhausen.....	940
6	Gene Force.....	830
7	Johnny Thomson.....	800
8	Len Sutton.....	780
9	Lloyd Ruby.....	710
10	Paul Goldsmith.....	700
	Jim Packard.....	700

## 1959 (USAC)

Rank	Driver	Points
1	Rodger Ward.....	2,400
2	Tony Bettenhausen.....	1,430
3	Johnny Thomson.....	1,400
4	Jim Rathmann.....	1,154.8
5	A.J. Foyt.....	910.2
6	Eddie Sachs.....	797
7	Don Branson.....	780
8	Johnny Boyd.....	760
9	Len Sutton.....	520
10	Paul Goldsmith.....	500

## 1958 (USAC)

Rank	Driver	Points
1	Tony Bettenhausen.....	1,830
2	George Amick.....	1,630
3	Johnny Thomson.....	1,520
4	Jud Larson.....	1,250
5	Rodger Ward.....	1,160
6	Jimmy Bryan.....	1,000
7	Eddie Sachs.....	990
8	Johnny Boyd.....	800
9	Don Branson.....	790
10	A.J. Foyt.....	700

## 1957 (USAC)

Rank	Driver	Points
1	Jimmy Bryan.....	1,650
2	Jim Rathmann.....	1,470
3	George Amick.....	1,400
4	Pat O'Connor.....	1,250
5	Jud Larson.....	1,170
6	Andy Linden.....	1,130
7	Johnny Thomson.....	1,110
8	Johnny Boyd.....	1,040
9	Sam Hanks.....	1,000
10	Elmer George.....	830

## 1956 (USAC)

Rank	Driver	Points
1	Jimmy Bryan.....	1,860
2	Pat Flaherty.....	1,500
3	Don Freeland.....	1,280
4	George Amick.....	1,050
5	Jimmy Reece.....	1,040
6	Johnny Boyd.....	980
7	Bob Veith.....	903
8	Rodger Ward.....	862
9	Sam Hanks.....	800
10	Johnny Thomson.....	710

## 1955 (AAA)

Rank	Driver	Points
1	Bob Sweikert.....	2,290
2	Jimmy Bryan.....	1,480
3	Johnny Thomson.....	1,380
4	Tony Bettenhausen.....	1,060
5	Andy Linden.....	1,047.8
6	Jimmy Davies.....	890
7	Pat O'Connor.....	800
8	Pat Flaherty.....	790
9	George Amick.....	750
10	Walt Faulkner.....	447.5

## 1954 (AAA)

Rank	Driver	Points
1	Jimmy Bryan.....	2,630
2	Manuel Ayulo.....	1,290
3	Jack McGrath.....	1,220
4	Bill Vukovich.....	1,000
5	Jimmy Reece.....	1,000
6	Bob Sweikert.....	950
7	Chuck Stevenson.....	861.5
8	Sam Hanks.....	858.5
9	Mike Nazaruk.....	810
10	Don Freeland.....	760

## 1953 (AAA)

Rank	Driver	Points
1	Sam Hanks.....	1,659.5
2	Jack McGrath.....	1,250
3	Bill Vukovich.....	1,000
4	Manuel Ayulo.....	960
5	Paul Russo.....	855
6	Art Cross.....	800
7	Don Freeland.....	750
8	Chuck Stevenson.....	745
9	Jimmy Bryan.....	621.4
10	Tony Bettenhausen.....	596

## 1952 (AAA)

Rank	Driver	Points
1	Chuck Stevenson.....	1,440
2	Troy Ruttman.....	1,410
3	Sam Hanks.....	1,390
4	Duane Carter.....	1,250.4
5	Jack McGrath.....	1,200
6	Jim Rathmann.....	1,070
7	Paul Russo.....	1,060
8	Bobby Ball.....	820
9	Jimmy Reece.....	709.6
10	Henry Banks.....	700

## 1951 (AAA)

Rank	Driver	Points
1	Tony Bettenhausen.....	2,556.6
2	Henry Banks.....	1,856.6
3	Walt Faulkner.....	1,513.6
4	Jack McGrath.....	1,460.4
5	Mike Nazaruk.....	1,143
6	Johnnie Parsons.....	1,012
7	Lee Wallard.....	1,000
8	Manuel Ayulo.....	997.5
9	Andy Linden.....	911
10	Paul Russo.....	700

## 1950 (AAA)

Rank	Driver	Points
1	Henry Banks.....	1,390
2	Walt Faulkner.....	1,317
3	Johnnie Parsons.....	1,313
4	Cecil Green.....	1,190
5	Tony Bettenhausen.....	1,027.5
6	Duke Dinsmore.....	1,017
7	Paul Russo.....	928
8	Chuck Stevenson.....	760
9	Jack McGrath.....	736.5
10	Bill Schindler.....	690

## 1949 (AAA)

Rank	Driver	Points
1	Johnnie Parsons.....	2,280
2	Myron Fohr.....	1,790
3	Bill Holland.....	1,420
4	Walt Brown.....	1,281
5	George Connor.....	1,200
6	Rex Mays.....	1,030
7	Paul Russo.....	920
8	Lee Wallard.....	760
9	Johnny Mantz.....	660
10	Emil Andres.....	512

## 1948 (AAA)

Rank	Driver	Points
1	Ted Horn.....	1,880
2	Myron Fohr.....	1,159
3	Mauri Rose.....	1,000
4	Bill Sheffler.....	924.8
5	Duke Nalon.....	910
6	Lee Wallard.....	865.5
7	Bill Holland.....	840
8	Mack Hellings.....	820
9	Emil Andres.....	810
10	Charles Van Acker.....	760

## 1947 (AAA)

Rank	Driver	Points
1	Ted Horn.....	1,920
2	Bill Holland.....	1,610
3	Mauri Rose.....	1,000
4	Charles VanAcker.....	770
5	Rex Mays.....	765.7
6	Tony Bettenhausen.....	686.8
7	Walt Brown.....	650
8	Emil Andres.....	575
9	George Connor.....	560
10	Paul Russo.....	545

## 1946 (AAA)

Rank	Driver	Points
1	Ted Horn.....	1,360
2	Emil Andres.....	1,260
3	George Robson.....	1,220
4	Jimmy Jackson.....	800
5	Rex Mays.....	600
6	Louis Durant.....	400
7	Joie Chitwood.....	372
8	George Connor.....	370
9	Tony Bettenhausen.....	340
10	Duke Dinsmore.....	310

## 1942-1945

No Racing – World War II

## 1941 (AAA)

Rank	Driver	Points
1	Rex Mays.....	1,225
2	Ralph Hepburn.....	550
3	Cliff Bergere.....	450
4	Floyd Davis.....	450
5	Chet Miller.....	430
6	George Connor.....	300
7	Frank Wearne.....	275
8	Mauri Rose.....	245
9	Tony Bettenhausen.....	240
10	Paul Russo.....	181

## 1940 (AAA)

Rank	Driver	Points
1	Rex Mays.....	1,225
2	Wilbur Shaw.....	1,000
3	Mauri Rose.....	675
4	Ted Horn.....	625
5	Joel Thorne.....	450
6	Bob Swanson.....	375
7	Frank Wearne.....	325
8	Frank Brisko.....	280
9	Mel Hansen.....	275
10	George Robson.....	275

## 1939 (AAA)

Rank	Driver	Points
1	Wilbur Shaw.....	1,000
2	Jimmy Snyder.....	825
3	Ted Horn.....	685
4	Babe Stapp.....	675
5	Cliff Bergere.....	675
6	George Barringer.....	630
7	Mauri Rose.....	490
8	Joel Thorne.....	370
9	Frank Wearne.....	225
10	George Connor.....	200

## 1938 (AAA)

Rank	Driver	Points
1	Floyd Roberts.....	1,000
2	Wilbur Shaw.....	825
3	Chet Miller.....	675
4	Ted Horn.....	660
5	Chet Gardner.....	450
6	Bill DeVore.....	310
7	Duke Nalon.....	260
8	Joel Thorne.....	225
9	Herb Ardinger.....	213
10	Jimmy Snyder.....	200

## 1937 (AAA)

Rank	Driver	Points
1	Wilbur Shaw.....	1,135
2	Ted Horn.....	750
3	Bernd Rosemeyer.....	600
4	Ralph Hepburn.....	598.125
5	Louis Meyer.....	550
6	Richard Seaman.....	495
7	Bill Cummings.....	444.375
8	Rex Mays.....	405
9	Cliff Bergere.....	335.25
10	Ernst von Delius.....	330

## Year-By-Year Point Standings

## 1936 (AAA)

Rank	Driver	Points
1	Mauri Rose	1,020
2	Louis Meyer	1,000
3	Ted Horn	825
4	Doc MacKenzie	614
5	Tazio Nuvolari	600
6	Wilbur Shaw	538.75
7	Jean Pierre Wimille	495
8	Chet Miller	450
9	Count Antonio Brivio	405
10	Ray Pixley	375

## 1935 (AAA)

Rank	Driver	Points
1	Kelly Petillo	890
2	Bill Cummings	630
3	Wilbur Shaw	550
4	Floyd Roberts	510
5	Billy Winn	408.75
6	Chet Gardner	270
7	Bill "Shorty" Cantlon	211.25
8	Louis Meyer	200
9	Ralph Hepburn	198
10	Doc MacKenzie	170

## 1934 (AAA)

Rank	Driver	Points
1	Bill Cummings	681.72
2	Mauri Rose	530
3	Russ Snowberger	300
4	Al Miller	300
5	Kelly Petillo	300
6	Joe Russo	300
7	Lou Moore	248
8	Frank Brisko	244.5
9	Shorty Cantlon	211.25
10	Billy Winn	211

## 1933 (AAA)

Rank	Driver	Points
1	Louis Meyer	610
2	Lou Moore	530
3	Wilbur Shaw	450
4	Chet Gardner	430
5	H.W. "Stubby" Stubblefield	325.2
6	Dave Evans	250
7	Bill Cummings	240
8	Tony Gulotta	200
9	Mauri Rose	180
10	Russ Snowberger	122.5

## 1932 (AAA)

Rank	Driver	Points
1	Bob Carey	815
2	Fred Frame	710
3	Howard Wilcox II	610
4	Russ Snowberger	440
5	Bill Cummings	430
6	Cliff Bergere	400
7	Mauri Rose	285
8	H.W. "Stubby" Stubblefield	280
9	Zeke Meyer	250
10	Ira Hall	221

## 1931 (AAA)

Rank	Driver	Points
1	Louis Schnieder	712.5
2	Fred Frame	540
3	Ralph Hepburn	362
4	Russ Snowberger	330
5	James Gleason	299
6	Shorty Cantlon	296
7	Ernest Triplett	290
8	Lou Moore	240
9	Chester Miller	216.25
10	Bill Cummings	191.5

## 1930 (AAA)

Rank	Driver	Points
1	Billy Arnold	1,027.5
2	Shorty Cantlon	653
3	Bill Cummings	650.4
4	Russ Snowberger	489.5
5	Deacon Litz	464.6
6	Wilbur Shaw	394.9
7	Louis Meyer	385.2
8	Dave Evans	320
9	Frank Farmer	270
10	Herman Schurch	230

## 1929 (AAA)

Rank	Driver	Points
1	Louis Meyer	1,330
2	Ray Keech	1,000
3	Wilbur Shaw	260
4	Fred Frame	231
5	Cliff Woodbury	200
6	Cliff Bergere	186
7	James Gleason	171
8	Fred Winnai	168
9	Frank Brisko	110
10	Myron Stevens	110

## 1928 (AAA)

Rank	Driver	Points
1	Louis Meyer	1,596
2	Ray Keech	915
3	Lou Moore	406
4	George Souders	270
5	Bob McDonogh	248
6	Fred Frame	146
7	Norman Batten	145
8	Cliff Woodbury	143
9	Billy Arnold	120
10	Bill Spence	115

## 1927 (AAA)

Rank	Driver	Points
1	Peter DePaolo	1,440
2	Frank Lockhart	1,040
3	George Souders	1,000
4	Leon Duray	630
5	Harry Hartz	595
6	Earl Devore	521
7	Babe Staff	508
8	Tony Gulotta	470
9	Dave Lewis	400
10	Cliff Woodbury	330

## 1926 (AAA)

Rank	Driver	Points
1	Harry Hartz	2,954
2	Frank Lockhart	1,830
3	Peter DePaolo	1,500
4	Bennett Hill	1,043
5	Frank Elliott	742
6	Fred Comer	659
7	Dave Lewis	645
8	Norman Batten	620
9	Peter Kreis	590
10	Earl DeVore	585

## 1925 (AAA)

Rank	Driver	Points
1	Peter DePaolo	3,250
2	Tommy Milton	1,735
3	Harry Murphy	1,640
4	Bob McDonogh	1,510
5	Earl Cooper	935
6	Frank Elliott	880
7	Dave Lewis	465
8	Fred Comer	459
9	Ralph Hepburn	381
10	Phil Shafer	315

## 1924 (AAA)

Rank	Driver	Points
1	Jimmy Murphy	1,595
2	Earl Cooper	1,240
3	Bennett Hill	1,214
4	Tommy Milton	1,101
5	Fred Comer	725
6	Harry Hartz	666
7	L.L. Corum	570
8	Harlan Fengler	563
9	Phil Shafer	430
10	Jerry Wonderlich	295

## 1923 (AAA)

Rank	Driver	Points
1	Eddie Hearne	1,882
2	Jimmy Murphy	1,350
3	Bennett Hill	955
4	Harry Hartz	820
5	Tommy Milton	810
6	Harlan Fengler	750
7	Jerry Wonderlich	368
8	Earl Cooper	310
9	Frank Elliott	301
10	Dave Lewis	234

## 1922 (AAA)

Rank	Driver	Points
1	Jimmy Murphy	3,420
2	Tommy Milton	1,910
3	Harry Hartz	1,788
4	Frank Elliott	875
5	Bennett Hill	459
6	Eddie Hearne	393
7	Jerry Wonderlich	375
8	Roscoe Sarles	280
9	Earl Cooper	260
10	Ralph Mulford	255

## 1921 (AAA)

Rank	Driver	Points
1	Tommy Milton	2,230
2	Roscoe Sarles	1,980
3	Eddie Hearne	1,399
4	Jimmy Murphy	1,215
5	Joe Thomas	715
6	I.P. Fetterman	400
7	Eddie Miller	395
8	Ralph DePalma	355
9	Earl Cooper	300
10	Frank Elliott	255

## 1920 (AAA)

Rank	Driver	Points
1	Gaston Chevrolet	1030
2	Tommy Milton	930
3	Jimmy Murphy	885
4	Ralph DePalma	605
5	Roscoe Sarles	540
6	René Thomas	520
7	Joe Thomas	351
8	Ralph Mulford	350
9	Eddie Hearne	345
10	Eddie Miller	260

AAA had two different listings for the 1920 season. At the start of the year, 11 races were listed as counting toward the championship, but at the end of the season, AAA determined the championship to be based on the results of five races giving Gaston Chevrolet the championship. These results were considered official by AAA from 1920-26 and 1929-51. The 11-race championship was first recognized in 1926 with Tommy Milton as champion and was considered official for 1927 and from 1952 to 1955, the final year that AAA sanctioned auto racing.

## 1919 (AAA)\*

Rank	Driver	Points
1	Howard Wilcox	1,110
2	Eddie Hearne	1,070
3	Gaston Chevrolet	990
4	Roscoe Sarles	960
5	Tommy Milton	905
6	Cliff Durant	705
7	Joe Boyer	560
8	Arthur Klein	340
9	Ralph Mulford	315
10	Louis Chevrolet	295

## 1918 (AAA)\*

Rank	Driver	Points
1	Ralph Mulford	500
2	Louis Chevrolet	495
3	Eddie Hearne	370
4	Ralph DePalma	330
5	Cliff Durant	230
6	Omar Toft	225
7	Dario Resta	160
8	Tommy Milton	105
9	Dave Lewis	75
10	Earl Cooper	65

## Year-By-Year Point Standings

## 1917 (AAA)\*

Rank	Driver	Points
1	Earl Cooper.....	1,095
2	Louis Chevrolet.....	1,041
3	Ralph Mulford.....	868
4	Eddie Hearne.....	787
5	Tommy Milton.....	771
6	Ira Vail.....	763
7	Dave Lewis.....	457
8	William Taylor.....	425
9	Cliff Durant.....	303
10	Ralph DePalma.....	270

## 1916 (AAA)

Rank	Driver	Points
1	Dario Resta.....	4,100
2	John Aitken.....	3,440
3	Eddie Rickenbacker.....	2,910
4	Ralph DePalma.....	1,790
5	Earl Cooper.....	1,405
6	Wilbur D'Alene.....	1,120
7	Tommy Milton.....	690
8	Pete Henderson.....	667
9	Frank Galvin.....	645
10	Ralph Mulford.....	620

## 1915 (AAA)\*

Rank	Driver	Points
1	Earl Cooper.....	3,780
2	Dario Resta.....	3,320
3	Gil Anderson.....	2,590
4	Eddie O'Donnell.....	2,285
5	Eddie Rickenbacker.....	1,765
6	Ralph DePalma.....	1,750
7	Barney Oldfield.....	1,425
8	Bob Burman.....	1,200
9	Tom Alley.....	1,020
10	Billy Carlson.....	840

## 1914 (AAA)\*

Rank	Driver	Points
1	Ralph DePalma.....	2,045
2	Eddie Pullen.....	1,720
3	Barney Oldfield.....	1,035
4	Rene Thomas.....	1,000
5	Eddie Rickenbacker.....	715
6	Earl Cooper.....	710
7	Ralph Mulford.....	670
8	Arthur Duray.....	480
9	Gil Anderson.....	480
10	Tom Alley.....	470

## 1913 (AAA)\*

Rank	Driver	Points
1	Earl Cooper.....	2,610
2	Jules Goux.....	1,000
3	Ralph Mulford.....	770
4	Ralph DePalma.....	715
5	Spencer Wishart.....	690
6	Gil Anderson.....	600
7	Louis Disbrow.....	550
8	George Hill.....	536
9	Barney Oldfield.....	520
10	Billy Carlson.....	510

## 1912 (AAA)\*

Rank	Driver	Points
1	Ralph DePalma.....	2,000
2	Teddy Tetzlaff.....	1,900
3	Joe Dawson.....	1,000
4	Hughie Hughes.....	930
5	Ralph Mulford.....	870
6	Charles Merz.....	680
7	Spencer Wishart.....	630
8	Erwin Bergdoll.....	555
9	Eddie Pullen.....	555
10	Mortimer Roberts.....	530

## 1911 (AAA)\*

Rank	Driver	Points
1	Ralph Mulford.....	1,545
2	Charles Merz.....	1,080
3	David Bruce-Brown.....	1,070
4	Ray Harroun.....	1,000
5	Hughie Hughes.....	870
6	Eddie Hearne.....	820
7	Len Zengle.....	810
8	Bert Dingley.....	805
9	Harvey Herrick.....	750
10	Louis Disbrow.....	705

## 1910 (AAA)\*

Rank	Driver	Points
1	Ray Harroun.....	1,240
2	Joe Dawson.....	1,095
3	Al Livingston.....	1,020
4	John Aitken.....	720
5	Harry Grant.....	700
6	Tom Kincaid.....	675
7	Ralph Mulford.....	665
8	Billy Pearce.....	420
9	Bob Bruman.....	410
10	Franklin Gelnaw.....	400

## 1909 (AAA)\*

Rank	Driver	Points
1	George Robertson.....	1,480
2	Louis Chevrolet.....	1,300
3	Joe Nikrent.....	1,110
4	Bob Burman.....	1,100
5	Bert Dingley.....	1,030
6	Harris Hanahue.....	860
7	Ralph DePalma.....	600
8	Eaton McMillan.....	600
9	Harry Grant.....	600
10	Jack Fleming.....	600

\*Sometime around 1926 or 1927, Val Haresnape, at the time the secretary of the AAA Contest Board, used existing AAA records to reconstruct a championship for the years of 1909 to 1915 and from 1917 to 1920. Unfortunately, records from those early years were sketchy and any points applied by Haresnape had no validity from the original time period. For example, it was a common practice for AAA to penalize drivers with a loss of points as well as money for rules violations. Also, there is disagreement as to which races could legitimately be considered official and therefore count toward the championship. AAA accepted Haresnape's computations as official from 1927-28 and 1952-55. In 1951, racing historian Russ Catlin convinced AAA to change the 1909 champion from Bert Dingley to George Robertson and the 1920 champion from Gaston Chevrolet to Tommy Milton.



**ALL-TIME  
INDYCAR RACE  
WINNERS**



**2004-2010 Indy Racing League (IRL) Race Winners / Champ Car World Series (CCWS)**

▶ TRACK KEY: (PO) Paved Oval; (RC) Road/Street Course

**2010 ▶▶ IRL 17 RACES (SERIES CHAMPION – DARIO FRANCHITTI)**

Date	Circuit (Type)	Distance	Winner	Car	Speed (mph)
3/14/2010	Sao Paulo (RC)	154.696	Will Power	Dallara-Honda	76.733
3/29/2010	St. Petersburg (RC)	180	Will Power	Dallara-Honda	84.975
4/11/2010	Barber (RC)	207	Helio Castroneves	Dallara-Honda	106.436
4/18/2010	Long Beach (RC)	167.28	Ryan Hunter-Reay	Dallara-Honda	91.619
5/1/2010	Kansas (PO)	300	Scott Dixon	Dallara-Honda	164.741
5/30/2010	Indianapolis (PO)	500	Dario Franchitti	Dallara-Honda	161.623
6/5/2010	Texas (PO)	342	Ryan Briscoe	Dallara-Honda	159.508
6/20/2010	Iowa (PO)	218.75	Tony Kanaan	Dallara-Honda	131.205
7/4/2010	Watkins Glen (RC)	202.2	Will Power	Dallara-Honda	120.768
7/18/2010	Toronto (RC)	149.175	Will Power	Dallara-Honda	83.451
7/25/2010	Edmonton (RC)	187.435	Scott Dixon	Dallara-Honda	101.666
8/8/2010	Mid-Ohio (RC)	191.93	Dario Franchitti	Dallara-Honda	100.542
8/22/2010	Infineon (PO)	172.725	Will Power	Dallara-Honda	92.063
8/28/2010	Chicagoland (PO)	300	Dario Franchitti	Dallara-Honda	169.161
9/4/2010	Kentucky (PO)	300	Helio Castroneves	Dallara-Honda	174.402
9/19/2010	Twin Ring Motegi (PO)	300	Helio Castroneves	Dallara-Honda	147.008
10/2/2010	Homestead-Miami (PO)	300	Scott Dixon	Dallara-Honda	158.905

**2009 ▶▶ IRL 17 RACES (SERIES CHAMPION – DARIO FRANCHITTI)**

Date	Circuit (Type)	Distance	Winner	Car	Speed (mph)
4/5/2009	St. Petersburg (RC)	180	Ryan Briscoe	Dallara-Honda	81.542
4/19/2009	Long Beach (RC)	167.28	Dario Franchitti	Dallara-Honda	84.491
4/26/2009	Kansas City (PO)	300	Scott Dixon	Dallara-Honda	176.488
5/24/2009	Indianapolis (PO)	500	Helio Castroneves	Dallara-Honda	150.318
5/31/2009	Milwaukee (RC)	225	Scott Dixon	Dallara-Honda	138.784
6/6/2009	Texas (PO)	342	Helio Castroneves	Dallara-Honda	172.677
6/21/2009	Iowa (PO)	218.75	Dario Franchitti	Dallara-Honda	134.371
6/27/2009	Richmond (PO)	187.5	Scott Dixon	Dallara-Honda	124.952
7/5/2009	Watkins Glen (RC)	202.2	Justin Wilson	Dallara-Honda	111.915
7/12/2009	Toronto (RC)	149.175	Dario Franchitti	Dallara-Honda	86.240
7/26/2009	Edmonton (RC)	187.435	Will Power	Dallara-Honda	109.498
8/1/2009	Kentucky (PO)	300	Ryan Briscoe	Dallara-Honda	200.893
8/9/2009	Mid-Ohio (RC)	191.93	Scott Dixon	Dallara-Honda	108.541
8/23/2009	Infineon (PO)	172.725	Dario Franchitti	Dallara-Honda	94.745
8/29/2009	Chicagoland (PO)	300	Helio Castroneves	Dallara-Honda	177.827
9/19/2009	Twin Ring Motegi (PO)	300	Scott Dixon	Dallara-Honda	163.401
10/10/2009	Homestead-Miami (PO)	300	Dario Franchitti	Dallara-Honda	201.420

**2008 ▶▶ IRL 17 RACES (SERIES CHAMPION – SCOTT DIXON)**

Date	Circuit (Type)	Distance	Winner	Car	Speed (mph)
3/29/2008	Homestead-Miami (PO)	300	Scott Dixon	Dallara-Honda	171.248
4/6/2008	St. Petersburg (RC)	149.4	Graham Rahal	Dallara-Honda	74.251
4/20/2008	Twin Ring Motegi (PO)	300	Danica Patrick	Dallara-Honda	164.258
4/27/2008	Kansas City (PO)	300	Dan Wheldon	Dallara-Honda	161.774
5/25/2008	Indianapolis (PO)	500	Scott Dixon	Dallara-Honda	143.567
6/1/2008	Milwaukee (RC)	225	Ryan Briscoe	Dallara-Honda	133.428
6/7/2008	Texas (PO)	342	Scott Dixon	Dallara-Honda	159.740
6/22/2008	Iowa (PO)	218.75	Dan Wheldon	Dallara-Honda	136.007
6/28/2008	Richmond (PO)	187.5	Tony Kanaan	Dallara-Honda	108.790
7/6/2008	Watkins Glen (RC)	202.2	Ryan Hunter-Reay	Dallara-Honda	106.403
7/12/2008	Nashville (PO)	266	Scott Dixon	Dallara-Honda	148.072
7/20/2008	Mid-Ohio (RC)	191.93	Ryan Briscoe	Dallara-Honda	94.873
7/26/2008	Edmonton (RC)	179.547	Scott Dixon	Dallara-Honda	96.967
8/9/2008	Kentucky (PO)	300	Scott Dixon	Dallara-Honda	183.65
8/24/2008	Infineon (PO)	176.24	Helio Castroneves	Dallara-Honda	100.254
8/31/2008	Detroit (RC)	180.09	Justin Wilson	Dallara-Honda	89.911
9/7/2008	Chicagoland (PO)	300	Helio Castroneves	Dallara-Honda	150.648



**2004-2010 Indy Racing League (IRL) Race Winners / Champ Car World Series (CCWS) (continued)**

▶ TRACK KEY: (PO) Paved Oval; (RC) Road/Street Course

**2008 ▶▶ CCWS 1 RACE**

Date	Circuit (Type)	Distance	Winner	Car	Speed (mph)
4/20/2008	Long Beach (RC)	163.51	Will Power	DP01-Cosworth	92.964

The race at Long Beach was the last event sanctioned by Champ Car World Series. Points were awarded for the 2008 IndyCar Series championship to those drivers and teams which moved to the IndyCar Series under the open wheel racing unification agreement between the owners of CCWS and the IRL.

**2007 ▶▶ CCWS 14 RACES (SERIES CHAMPION – SEBASTIEN BOURDAIS)**

Date	Circuit (Type)	Distance	Winner	Car	Speed (mph)
4/8/2007	Las Vegas (RC)	165.92	Will Power	DP01-Cosworth	94.607
4/15/2007	Long Beach (RC)	153.504	Sebastien Bourdais	DP01-Cosworth	91.432
4/22/2007	Houston (RC)	156.519	Sebastien Bourdais	DP01-Cosworth	88.986
6/10/2007	Portland (RC)	202.292	Sebastien Bourdais	DP01-Cosworth	114.816
6/24/2007	Cleveland (RC)	187.434	Paul Tracy	DP01-Cosworth	106.921
7/1/2007	Mont Tremblant (RC)	162.502	Robert Doornbos	DP01-Cosworth	92.245
7/8/2007	Toronto (RC)	128.115	Will Power	DP01-Cosworth	72.534
7/22/2007	Edmonton (RC)	189.408	Sebastien Bourdais	DP01-Cosworth	107.517
7/29/2007	San Jose (RC)	154.401	Robert Doornbos	DP01-Cosworth	88.123
8/12/2007	Road America (RC)	214.544	Sebastien Bourdais	DP01-Cosworth	127.481
8/26/2007	Zolder (RC)	176.932	Sebastien Bourdais	DP01-Cosworth	100.752
9/2/2007	Assen (RC)	195.27	Justin Wilson	DP01-Cosworth	110.491
10/21/2007	Australia (RC)	170.495	Sebastien Bourdais	DP01-Cosworth	96.669
11/11/2007	Mexico City (RC)	177.536	Sebastien Bourdais	DP01-Cosworth	101.403

**2007 ▶▶ IRL 17 RACES (SERIES CHAMPION – DARIO FRANCHITTI)**

Date	Circuit (Type)	Distance	Winner	Car	Speed (mph)
3/24/2007	Homestead-Miami (PO)	300	Dan Wheldon	Dallara-Honda	164.825
4/1/2007	St. Petersburg (RC)	181	Helio Castroneves	Dallara-Honda	89.166
4/21/2007	Twin Ring Motegi (PO)	300	Tony Kanaan	Dallara-Honda	162.295
4/29/2007	Kansas City (PO)	300	Dan Wheldon	Dallara-Honda	188.169
5/27/2007	Indianapolis (PO)	500	Dario Franchitti	Dallara-Honda	151.774
6/3/2007	Milwaukee (RC)	225	Tony Kanaan	Dallara-Honda	127.22
6/9/2007	Texas (PO)	342	Sam Hornish Jr.	Dallara-Honda	177.314
6/24/2007	Iowa (PO)	218.75	Dario Franchitti	Dallara-Honda	123.896
6/30/2007	Richmond (PO)	187.5	Dario Franchitti	Dallara-Honda	133.408
7/8/2007	Watkins Glen (RC)	204	Scott Dixon	Dallara-Honda	116.813
7/15/2007	Nashville (PO)	266	Scott Dixon	Dallara-Honda	164.03
7/22/2007	Mid-Ohio (RC)	191.25	Scott Dixon	Dallara-Honda	107.222
8/5/2007	Michigan (PO)	400	Tony Kanaan	Dallara-Honda	141.481
8/11/2007	Kentucky (PO)	300	Tony Kanaan	Dallara-Honda	180.558
8/26/2007	Infineon (PO)	180.8	Scott Dixon	Dallara-Honda	98.593
9/2/2007	Detroit (RC)	184.5	Tony Kanaan	Dallara-Honda	83.841
9/9/2007	Chicagoland (PO)	300	Dario Franchitti	Dallara-Honda	173.886

**2006 ▶▶ CCWS 14 RACES (SERIES CHAMPION – SEBASTIEN BOURDAIS)**

Date	Circuit (Type)	Distance	Winner	Car	Speed (mph)
4/9/2006	Long Beach (RC)	145.632	Sebastien Bourdais	Lola-Ford-Cosworth	87.268
5/13/2006	Houston (RC)	162.24	Sebastien Bourdais	Lola-Ford-Cosworth	81.154
5/21/2006	Monterrey (RC)	159.904	Sebastien Bourdais	Lola-Ford-Cosworth	96.099
6/4/2006	Milwaukee (PO)	203.304	Sebastien Bourdais	Lola-Ford-Cosworth	116.101
6/18/2006	Portland (RC)	206.22	A.J. Allmendinger	Lola-Ford-Cosworth	113.989
6/25/2006	Cleveland (RC)	200.07	A.J. Allmendinger	Lola-Ford-Cosworth	99.722
7/9/2006	Toronto (RC)	150.93	A.J. Allmendinger	Lola-Ford-Cosworth	92.386
7/23/2006	Edmonton (RC)	167.705	Justin Wilson	Lola-Ford-Cosworth	100.112
7/30/2006	San Jose (RC)	139.971	Sebastien Bourdais	Lola-Ford-Cosworth	85.694
8/13/2006	Denver (RC)	160.729	A.J. Allmendinger	Lola-Ford-Cosworth	91.852
8/28/2006	Montreal (RC)	181.503	Sebastien Bourdais	Lola-Ford-Cosworth	89.886
9/24/2006	Road America (RC)	206.448	A.J. Allmendinger	Lola-Ford-Cosworth	107.967
10/22/2006	Australia (RC)	164.905	Nelson Philippe	Lola-Ford-Cosworth	89.259
11/12/2006	Mexico City (RC)	183.084	Sebastien Bourdais	Lola-Ford-Cosworth	98.504

**2004-2010 Indy Racing League (IRL) Race Winners / Champ Car World Series (CCWS) (continued)**

▶ TRACK KEY: (PO) Paved Oval; (RC) Road/Street Course

**2006 ▶▶ IRL 14 RACES (SERIES CHAMPION – SAM HORNISH JR.)**

Date	Circuit (Type)	Distance	Winner	Car	Speed (mph)
3/26/2006	Homestead (PO)	300	Dan Wheldon	Dallara-Honda	167.740
4/2/2006	St. Petersburg (RC)	180	Helio Castroneves	Dallara-Honda	92.340
4/22/2006	Twin Ring Motegi (PO)	300	Helio Castroneves	Dallara-Honda	153.248
5/28/2006	Indianapolis (PO)	500	Sam Hornish Jr.	Dallara-Honda	157.085
6/4/2006	Watkins Glen (RC)	204	Scott Dixon	Panoz-Honda	92.418
6/10/2006	Texas (PO)	342	Helio Castroneves	Dallara-Honda	185.710
6/24/2006	Richmond (PO)	187.5	Sam Hornish Jr.	Dallara-Honda	129.572
7/2/2006	Kansas City (PO)	300	Sam Hornish Jr.	Dallara-Honda	167.331
7/15/2006	Nashville (PO)	266	Scott Dixon	Dallara-Honda	161.205
7/23/2006	Milwaukee (PO)	225	Tony Kanaan	Dallara-Honda	133.513
7/30/2006	Michigan (PO)	400	Helio Castroneves	Dallara-Honda	193.972
8/13/2006	Kentucky (PO)	300	Sam Hornish Jr.	Dallara-Honda	170.676
8/27/2006	Infineon (RC)	180.8	Marco Andretti	Dallara-Honda	93.486
9/10/2006	Chicagoland (PO)	300	Dan Wheldon	Dallara-Honda	194.828

**2005 ▶▶ CCWS 13 RACES (SERIES CHAMPION – SEBASTIEN BOURDAIS)**

Date	Circuit (Type)	Distance	Winner	Car	Speed (mph)
4/10/2005	Long Beach (RC)	159.408	Sebastien Bourdais	Lola-Ford-Cosworth	89.811
5/22/2005	Monterrey (RC)	159.904	Bruno Junqueira	Lola-Ford-Cosworth	77.602
6/4/2005	Milwaukee (PO)	228.072	Paul Tracy	Lola-Ford-Cosworth	130.301
6/19/2005	Portland (RC)	206.22	Cristiano da Matta	Lola-Ford-Cosworth	110.616
6/26/2005	Cleveland (RC)	191.646	Paul Tracy	Lola-Ford-Cosworth	108.755
7/10/2005	Toronto (RC)	150.93	Justin Wilson	Lola-Ford-Cosworth	85.296
7/17/2005	Edmonton (RC)	173.624	Sebastien Bourdais	Lola-Ford-Cosworth	105.302
7/31/2005	San Jose (RC)	134.664	Sebastien Bourdais	Lola-Ford-Cosworth	76.431
8/14/2005	Denver (RC)	160.729	Sebastien Bourdais	Lola-Ford-Cosworth	87.868
8/28/2005	Montreal (RC)	214.011	Oriol Servia	Lola-Ford-Cosworth	107.746
9/24/2005	Las Vegas (PO)	249	Sebastien Bourdais	Lola-Ford-Cosworth	172.962
10/23/2005	Australia (RC)	159.315	Sebastien Bourdais	Lola-Ford-Cosworth	96.123
11/6/2005	Mexico City (RC)	195.02	Justin Wilson	Lola-Ford-Cosworth	98.835

**2005 ▶▶ IRL 17 RACES (SERIES CHAMPION – DAN WHELDON)**

Date	Circuit (Type)	Distance	Winner	Car	Speed (mph)
3/6/2005	Homestead-Miami (PO)	300	Dan Wheldon	Dallara-Honda	143.033
3/19/2005	Phoenix (PO)	200	Sam Hornish Jr.	Dallara-Toyota	137.753
4/3/2005	St. Petersburg (RC)	181	Dan Wheldon	Dallara-Honda	83.140
4/30/2005	Twin Ring Motegi (PO)	300	Dan Wheldon	Dallara-Honda	133.365
5/29/2005	Indianapolis (PO)	500	Dan Wheldon	Dallara-Honda	164.825
6/11/2005	Texas (PO)	342	Tomas Scheckter	Dallara-Honda	165.047
6/25/2005	Richmond (PO)	187.5	Helio Castroneves	Dallara-Toyota	114.153
7/3/2005	Kansas City (PO)	300	Tony Kanaan	Dallara-Honda	180.504
7/16/2005	Nashville (PO)	266	Dario Franchitti	Dallara-Honda	133.089
7/24/2005	Milwaukee (PO)	225	Sam Hornish Jr.	Dallara-Toyota	122.733
7/31/2005	Michigan (PO)	400	Bryan Herta	Dallara-Honda	167.197
8/14/2005	Kentucky (PO)	300	Scott Sharp	Panoz-Honda	175.981
8/21/2005	Pikes Peak (PO)	225	Dan Wheldon	Dallara-Honda	153.790
8/28/2005	Infineon (RC)	180.8	Tony Kanaan	Dallara-Honda	91.040
9/11/2005	Chicagoland (PO)	300	Dan Wheldon	Dallara-Honda	169.160
9/25/2005	Watkins Glen (RC)	204	Scott Dixon	Panoz-Toyota	114.771
10/16/2005	California (PO)	400	Dario Franchitti	Dallara-Honda	168.567

**2004-2010 Indy Racing League (IRL) Race Winners / Champ Car World Series (CCWS) (continued)**

▶ TRACK KEY: (PO) Paved Oval; (RC) Road/Street Course

**2004 ▶▶ CCWS 14 RACES (SERIES CHAMPION – SEBASTIEN BOURDAIS)**

Date	Circuit (Type)	Distance	Winner	Car	Speed (mph)
4/18/2004	Long Beach (RC)	159.408	Paul Tracy	Lola-Ford-Cosworth	91.785
5/23/2004	Monterrey (RC)	151.488	Sebastien Bourdais	Lola-Ford-Cosworth	86.544
6/5/2004	Milwaukee (PO)	258	Ryan Hunter-Reay	Lola-Ford-Cosworth	129.859
6/20/2004	Portland (RC)	185.086	Sebastien Bourdais	Lola-Ford-Cosworth	104.923
7/3/2004	Cleveland (RC)	204.282	Sebastien Bourdais	Lola-Ford-Cosworth	113.209
7/11/2004	Toronto (RC)	147.42	Sebastien Bourdais	Lola-Ford-Cosworth	83.749
7/25/2004	Vancouver (RC)	151.385	Paul Tracy	Lola-Ford-Cosworth	95.900
8/8/2004	Road America (RC)	194.304	Alex Tagliani	Lola-Ford-Cosworth	110.903
8/15/2004	Denver (RC)	149.13	Sebastien Bourdais	Lola-Ford-Cosworth	89.103
8/29/2004	Montreal (RC)	186.921	Bruno Junqueira	Lola-Ford-Cosworth	113.049
9/12/2004	Laguna Seca (RC)	176.802	Patrick Carpentier	Lola-Ford-Cosworth	100.217
9/25/2004	Las Vegas (PO)	249	Sebastien Bourdais	Lola-Ford-Cosworth	167.832
10/24/2004	Surfers Paradise (RC)	159.315	Bruno Junqueira	Lola-Ford-Cosworth	89.532
11/7/2004	Mexico City	175.518	Sebastien Bourdais	Lola-Ford-Cosworth	106.327

**2004 ▶▶ IRL 16 RACES (SERIES CHAMPION – TONY KANAAN)**

Date	Circuit (Type)	Distance	Winner	Car	Speed (mph)
2/29/2004	Homestead-Miami (PO)	300	Sam Hornish Jr.	Dallara-Toyota	151.094
3/21/2004	Phoenix (PO)	200	Tony Kanaan	Dallara-Toyota	127.981
4/17/2004	Twin Ring Motegi (PO)	300	Dan Wheldon	Dallara-Honda	166.114
5/30/2004	Indianapolis (PO)	450	Buddy Rice	G Force-Honda	138.518
6/12/2004	Texas (PO)	342	Tony Kanaan	Dallara-Honda	153.965
6/26/2004	Richmond (PO)	187.5	Dan Wheldon	Dallara-Honda	114.589
7/4/2004	Kansas City (PO)	300	Buddy Rice	G Force-Honda	177.183
7/17/2004	Nashville (PO)	266	Tony Kanaan	Dallara-Honda	134.975
7/25/2004	Milwaukee (PO)	225	Dario Franchitti	Dallara-Honda	128.272
8/1/2004	Michigan (PO)	400	Buddy Rice	G Force-Honda	182.123
8/15/2004	Kentucky (PO)	300	Adrian Fernandez	G Force-Honda	180.588
8/22/2004	Pikes Peak (PO)	225	Dario Franchitti	Dallara-Honda	142.182
8/29/2004	Nazareth (PO)	225	Dan Wheldon	Dallara-Honda	118.874
9/12/2004	Chicagoland (PO)	300	Adrian Fernandez	G Force-Honda	140.825
10/3/2004	California (PO)	400	Adrian Fernandez	G Force-Honda	178.826
10/17/2004	Texas (PO)	342	Helio Castroneves	Dallara-Toyota	159.379

**1996-2003 Championship Auto Racing Teams (CART) / Indy Racing League (IRL) Race Winners**

▶ TRACK KEY: (PO) Paved Oval; (RC) Road/Street Course

**2003 ▶▶ IRL 16 RACES (SERIES CHAMPION – SCOTT DIXON)**

Date	Circuit (Type)	Distance	Winner	Car	Speed (mph)
3/2/2003	Homestead-Miami (PO)	300	Scott Dixon	G Force-Toyota	153.710
3/17/2003	Phoenix (PO)	200	Tony Kanaan	Dallara-Honda	100.073
4/21/03	Twin Ring Motegi (PO)	300	Scott Sharp	Dallara-Toyota	129.090
5/25/2003	Indianapolis (PO)	500	Gil de Ferran	G Force-Honda	156.291
6/7/2003	Texas (PO)	342	Al Unser Jr.	Dallara-Toyota	168.213
6/15/2003	Pikes Peak (PO)	225	Scott Dixon	G Force-Toyota	146.210
6/28/2003	Richmond (PO)	187.5	Scott Dixon	G Force-Toyota	106.798
7/6/2003	Kansas City (PO)	300	Bryan Herta	Dallara-Honda	167.570
7/19/2003	Nashville (PO)	200	Gil de Ferran	Dallara-Toyota	137.679
7/27/2003	Michigan (PO)	400	Alex Barron	G Force-Toyota	180.917
8/10/2003	Gateway (PO)	250	Helio Castroneves	Dallara-Toyota	135.286
8/17/2003	Kentucky (PO)	300	Sam Hornish Jr.	Dallara-Chevrolet	197.897
8/24/2003	Nazareth (PO)	225	Helio Castroneves	Dallara-Toyota	123.606
9/7/2003	Chicagoland (PO)	300	Sam Hornish Jr.	Dallara-Chevrolet	184.294
9/21/2003	California (PO)	400	Sam Hornish Jr.	Dallara-Chevrolet	207.151
10/12/2003	Texas (PO)	342	Gil de Ferran	Dallara-Toyota	156.268

**2003 ▶▶ CART 18 RACES (SERIES CHAMPION – PAUL TRACY)**

Date	Circuit (Type)	Distance	Winner	Car	Speed (mph)
2/23/2003	St. Petersburg (RC)	189.63	Paul Tracy	Lola-Ford-Cosworth	91.401
3/23/2003	Monterrey (RC)	178.84	Paul Tracy	Lola-Ford-Cosworth	87.184
4/13/2003	Long Beach (RC)	177.12	Paul Tracy	Lola-Ford-Cosworth	91.590
5/5/2003	Brands Hatch (RC)	196.68	Sebastien Bourdais	Lola-Ford-Cosworth	105.412
5/11/2003	Germany (PO)	311.542	Sebastien Bourdais	Lola-Ford-Cosworth	170.903
5/31/2003	Milwaukee (PO)	258	Michel Jourdain Jr.	Lola-Ford-Cosworth	113.190
6/15/2003	Laguna Seca (RC)	194.706	Patrick Carpentier	Lola-Ford-Cosworth	107.986
6/22/2003	Portland (RC)	196.9	Adrian Fernandez	Lola-Ford-Cosworth	101.602
7/5/2003	Cleveland (RC)	242.19	Sebastien Bourdais	Lola-Ford-Cosworth	117.315
7/13/2003	Toronto (RC)	196.56	Paul Tracy	Lola-Ford-Cosworth	96.189
7/27/2003	Vancouver (RC)	178.1	Paul Tracy	Lola-Ford-Cosworth	90.632
8/3/2003	Road America (RC)	137.632	Bruno Junqueira	Lola-Ford-Cosworth	86.493
8/10/2003	Mid-Ohio (RC)	206.769	Paul Tracy	Lola-Ford-Cosworth	106.251
8/24/2003	Montreal (RC)	203.175	Michel Jourdain Jr.	Lola-Ford-Cosworth	106.573
8/31/2003	Denver (RC)	174.582	Bruno Junqueira	Lola-Ford-Cosworth	85.044
9/28/2003	Miami (RC)	155.25	Mario Dominguez	Lola-Ford-Cosworth	75.533
10/12/2003	Mexico City (RC)	195.02	Paul Tracy	Lola-Ford-Cosworth	100.133
10/26/2003	Australia (RC)	131.365	Ryan Hunter-Reay	Reynard-Ford-Cosworth	72.280

**2002 ▶▶ IRL 15 RACES (SERIES CHAMPION – SAM HORNISH JR.)**

Date	Circuit (Type)	Distance	Winner	Car	Speed (mph)
3/2/2002	Homestead-Miami (PO)	300	Sam Hornish Jr.	Dallara-Chevrolet	140.325
3/17/2002	Phoenix (PO)	200	Helio Castroneves	Dallara-Chevrolet	116.504
3/24/2002	California (PO)	400	Sam Hornish Jr.	Dallara-Chevrolet	179.345
4/21/2002	Nazareth (PO)	225	Scott Sharp	Dallara-Chevrolet	93.789
5/26/2002	Indianapolis (PO)	300	Helio Castroneves	Dallara-Chevrolet	166.499
6/8/2002	Texas (PO)	342	Jeff Ward	G Force-Chevrolet	164.984
6/16/2002	Pikes Peak (PO)	225	Gil de Ferran	Dallara-Chevrolet	121.465
6/29/2002	Richmond (PO)	187.5	Sam Hornish Jr.	Dallara-Chevrolet	99.124
7/7/2002	Kansas (PO)	300	Airton Dare	Dallara-Chevrolet	153.710
7/20/2002	Nashville (PO)	200	Alex Barron	Dallara-Chevrolet	127.997
7/28/2002	Michigan (PO)	400	Tomas Scheckter	Dallara-Infiniti	179.044
8/11/2002	Kentucky (PO)	300	Felipe Giaffone	G Force-Chevrolet	149.024
8/25/2002	Gateway (PO)	225	Gil de Ferran	Dallara-Chevrolet	143.711
9/8/2002	Chicagoland (PO)	300	Sam Hornish Jr.	Dallara-Chevrolet	146.319
9/15/2002	Texas (PO)	342	Sam Hornish Jr.	Dallara-Chevrolet	163.981

## 1996-2003 Championship Auto Racing Teams (CART) / Indy Racing League (IRL) Race Winners

▶ TRACK KEY: (PO) Paved Oval; (RC) Road/Street Course

### 2002 ▶▶ CART 19 RACES (SERIES CHAMPION – CRISTIANO DA MATTA)

Date	Circuit (Type)	Distance	Winner	Car	Speed (mph)
3/10/2002	Monterrey (RC)	178.84	Cristiano da Matta	Lola-Toyota	90.544
4/14/2002	Long Beach (RC)	177.12	Michael Andretti	Reynard-Honda	86.935
4/27/2002	Japan (PO)	311.148	Bruno Junqueira	Lola-Toyota	155.477
6/2/2002	Milwaukee (PO)	258	Paul Tracy	Lola-Honda	129.583
6/9/2002	Laguna Seca (RC)	194.706	Cristiano da Matta	Lola-Toyota	101.164
6/16/2002	Portland (RC)	216.59	Cristiano da Matta	Lola-Toyota	105.381
6/30/2002	Chicago (PO)	257.25	Cristiano da Matta	Lola-Toyota	121.524
7/7/2002	Toronto (RC)	196.56	Cristiano da Matta	Lola-Toyota	93.361
7/14/2002	Cleveland (RC)	242.19	Patrick Carpentier	Reynard-Ford-Cosworth	120.998
7/28/2002	Vancouver (RC)	178.1	Dario Franchitti	Lola-Honda	78.525
8/11/2002	Mid-Ohio (RC)	206.769	Patrick Carpentier	Reynard-Ford-Cosworth	106.680
8/18/2002	Road America (RC)	242.88	Cristiano da Matta	Lola-Toyota	124.856
8/25/2002	Montreal (RC)	216.72	Dario Franchitti	Lola-Honda	108.648
9/1/2002	Denver (RC)	164.7	Bruno Junqueira	Lola-Toyota	90.349
9/14/2002	England (PO)	312.069	Dario Franchitti	Lola-Honda	157.682
10/6/2002	Miami (RC)	145.635	Cristiano da Matta	Lola-Toyota	68.723
10/27/2002	Australia (RC)	111.8	Mario Dominguez	Lola-Ford-Cosworth	55.849
11/3/2002	Fontana (PO)	507.25	Jimmy Vasser	Lola-Ford-Cosworth	197.995
11/17/2002	Mexico City (RC)	203.378	Kenny Brack	Lola-Toyota	104.468

### 2001 ▶▶ IRL 13 RACES (SERIES CHAMPION – SAM HORNISH JR.)

Date	Circuit (Type)	Distance	Winner	Car	Speed (mph)
3/18/2001	Phoenix (PO)	200	Sam Hornish Jr.	Dallara-Oldsmobile	125.072
4/8/2001	Homestead-Miami (PO)	300	Sam Hornish Jr.	Dallara-Oldsmobile	148.508
4/28/2001	Atlanta (PO)	308	Greg Ray	Dallara-Oldsmobile	133.647
5/27/2001	Indianapolis (PO)	500	Helio Castroneves	Dallara-Oldsmobile	141.574
6/9/2001	Texas (PO)	300	Scott Sharp	Dallara-Oldsmobile	150.873
6/17/2001	Pikes Peak (PO)	200	Buddy Lazier	Dallara-Oldsmobile	142.987
6/30/2001	Richmond (PO)	187.5	Buddy Lazier	Dallara-Oldsmobile	97.435
7/8/2001	Kansas City (PO)	300	Eddie Cheever Jr.	Dallara-Infiniti	148.914
7/21/2001	Nashville (PO)	300	Buddy Lazier	Dallara-Oldsmobile	144.809
8/12/2001	Kentucky (PO)	300	Buddy Lazier	Dallara-Oldsmobile	174.910
8/26/2001	Gateway (PO)	250	Al Unser Jr.	G Force-Oldsmobile	136.379
9/8/2001	Chicagoland (PO)	300	Jaques Lazier	Dallara-Oldsmobile	172.146
10/6/2001	Texas (PO)	300	Sam Hornish Jr.	Dallara-Oldsmobile	168.523

### 2001 ▶▶ CART 20 RACES (SERIES CHAMPION – GIL DE FERRAN)

Date	Circuit (Type)	Distance	Winner	Car	Speed (mph)
3/11/2001	Monterrey (RC)	164.112	Cristiano da Matta	Lola-Toyota	81.548
4/8/2001	Long Beach (RC)	161.376	Helio Castroneves	Reynard-Honda	86.223
5/6/2001	Nazareth (PO)	212.85	Scott Dixon	Reynard-Toyota	114.840
5/19/2001	Japan (PO)	311.148	Kenny Brack	Lola-Ford	178.113
6/3/2001	Milwaukee (PO)	232.2	Kenny Brack	Lola-Ford	122.066
6/17/2001	Detroit (RC)	168.912	Helio Castroneves	Reynard-Honda	89.008
6/24/2001	Portland (RC)	149.644	Max Papis	Lola-Ford	74.606
7/1/2001	Cleveland (RC)	210.6	Dario Franchitti	Reynard-Honda	118.007
7/15/2001	Toronto (RC)	166.725	Michael Andretti	Reynard-Honda	83.375
7/22/2001	Michigan (PO)	500	Patrick Carpentier	Reynard-Ford	171.498
7/29/2001	Chicago (PO)	231.525	Kenny Brack	Lola-Ford	132.031
8/12/2001	Mid-Ohio (RC)	187.45	Helio Castroneves	Reynard-Honda	106.627
8/19/2001	Road America (RC)	182.16	Bruno Junqueira	Lola-Toyota	90.721
9/2/2001	Vancouver (RC)	174.538	Roberto Moreno	Reynard-Toyota	80.543
9/15/2001	Germany (PO)	311.542	Kenny Brack	Lola-Ford	155.319
9/22/2001	England (PO)	207.06	Gil de Ferran	Reynard-Honda	153.408
10/7/2001	Houston (RC)	152.026	Gil de Ferran	Reynard-Honda	79.521
10/14/2001	Laguna Seca (RC)	170.088	Max Papis	Lola-Ford	84.919
10/28/2001	Australia (RC)	181.675	Cristiano da Matta	Lola-Toyota	97.511
11/4/2001	Fontana (PO)	446.38	Cristiano da Matta	Lola-Toyota	149.073

**1996-2003 Championship Auto Racing Teams (CART) / Indy Racing League (IRL) Race Winners**

▶ TRACK KEY: (PO) Paved Oval; (RC) Road/Street Course

**2000 ▶▶ IRL 9 RACES (SERIES CHAMPION – BUDDY LAZIER)**

Date	Circuit (Type)	Distance	Winner	Car	Speed (mph)
1/29/2000	Disney World (PO)	200	Robbie Buhl	G Force-Oldsmobile	102.292
3/19/2000	Phoenix (PO)	200	Buddy Lazier	Riley & Scott-Oldsmobile	111.957
4/22/2000	Las Vegas (PO)	300	Al Unser Jr.	G Force-Oldsmobile	136.691
5/30/2000	Indianapolis (PO)	500	Juan Pablo Montoya	G Force-Oldsmobile	167.607
6/10/2000	Texas (PO)	300	Scott Sharp	Dallara-Oldsmobile	125.072
6/16/2000	Pikes Peak (PO)	200	Eddie Cheever Jr.	Dallara-Infiniti	135.230
7/17/2000	Atlanta (PO)	308	Greg Ray	Dallara-Oldsmobile	153.403
8/27/2000	Kentucky (PO)	300	Buddy Lazier	Dallara-Oldsmobile	164.601
10/15/2000	Texas (PO)	300	Scott Goodyear	Dallara-Oldsmobile	175.276

**2000 ▶▶ CART 20 RACES (SERIES CHAMPION – GIL DE FERRAN)**

Date	Circuit (Type)	Distance	Winner	Car	Speed (mph)
3/26/2000	Homestead (PO)	225.3	Max Papis	Reynard-Ford	164.788
4/16/2000	Long Beach (RC)	161.376	Paul Tracy	Reynard-Honda	82.626
4/30/2000	Rio de Janeiro (PO)	201.31	Adrian Fernandez	Reynard-Ford	124.256
5/14/2000	Japan (PO)	311.349	Michael Andretti	Lola-Ford	157.154
5/27/2000	Nazareth (PO)	212.85	Gil de Ferran	Reynard-Honda	101.219
6/5/2000	Milwaukee (PO)	232.2	Juan Pablo Montoya	Lola-Toyota	142.684
6/18/2000	Detroit (RC)	197.064	Helio Castroneves	Reynard-Honda	97.401
6/25/2000	Portland (RC)	220.528	Gil de Ferran	Reynard-Honda	109.564
7/2/2000	Cleveland (RC)	210.6	Roberto Moreno	Reynard-Ford	112.619
7/16/2000	Toronto (RC)	196.56	Michael Andretti	Lola-Ford	98.248
7/23/2000	Michigan (PO)	500	Juan Pablo Montoya	Lola-Toyota	177.694
7/30/2000	Chicago (PO)	231.52	Cristiano da Matta	Reynard-Toyota	114.432
8/13/2000	Mid-Ohio (RC)	187.414	Helio Castroneves	Reynard-Honda	106.558
8/20/2000	Road America (RC)	222.64	Paul Tracy	Reynard-Honda	136.457
9/3/2000	Vancouver (RC)	160.29	Paul Tracy	Reynard-Honda	85.034
9/10/2000	Laguna Seca (RC)	185.754	Helio Castroneves	Reynard-Honda	104.949
9/17/2000	St Louis (PO)	299.72	Juan Pablo Montoya	Lola-Toyota	155.519
10/1/2000	Houston (RC)	152.7	Jimmy Vasser	Lola-Toyota	76.626
10/15/2000	Australia (RC)	164.905	Adrian Fernandez	Reynard-Ford	81.607
10/30/2000	Fontana (PO)	507.25	Christian Fittipaldi	Lola-Ford	139.563

**1999 ▶▶ IRL 10 RACES (SERIES CHAMPION – GREG RAY)**

Date	Circuit (Type)	Distance	Winner	Car	Speed (mph)
1/29/1999	Disney World (PO)	200	Eddie Cheever Jr.	Dallara-Aurora	118.538
3/28/1999	Phoenix (PO)	200	Scott Goodyear	G Force-Aurora	102.856
5/30/1999	Indianapolis (PO)	200	Kenny Brack	Dallara-Aurora	153.176
6/12/1999	Texas (PO)	300	Scott Goodyear	G Force-Aurora	151.177
6/27/1999	Pikes Peak (PO)	200	Greg Ray	Dallara-Aurora	134.111
7/17/1999	Atlanta (PO)	308	Scott Sharp	Dallara-Aurora	141.546
8/1/1999	Dover (PO)	200	Greg Ray	Dallara-Aurora	114.258
8/29/1999	Pikes Peak (PO)	200	Greg Ray	Dallara-Aurora	135.450
9/26/1999	Las Vegas (PO)	342	Sam Schmidt	G Force-Aurora	124.936
10/17/1999	Texas (PO)	300	Mark Dismore	Dallara-Aurora	135.246

**1996-2003 Championship Auto Racing Teams (CART) / Indy Racing League (IRL) Race Winners**

▶ TRACK KEY: (PO) Paved Oval; (RC) Road/Street Course

**1999 ▶▶ CART 20 RACES (SERIES CHAMPION – JUAN PABLO MONTOYA)**

Date	Circuit (Type)	Distance	Winner	Car	Speed (mph)
3/21/1999	Homestead (PO)	225.3	Greg Moore	Reynard-Mercedes	136.671
4/10/1999	Japan (PO)	311.34	Adrian Fernandez	Reynard-Ford	176.195
4/18/1999	Long Beach (RC)	155.04	Juan Pablo Montoya	Reynard-Honda	87.915
5/2/1999	Nazareth (PO)	212.85	Juan Pablo Montoya	Reynard-Honda	120.225
5/15/1999	Rio de Janeiro (PO)	201.31	Juan Pablo Montoya	Reynard-Honda	125.120
5/29/1999	St Louis (PO)	299.72	Michael Andretti	Swift-Ford	123.513
6/6/1999	Milwaukee (PO)	232.2	Paul Tracy	Reynard-Honda	128.029
6/20/1999	Portland (RC)	192.96	Gil de Ferran	Reynard-Honda	107.457
6/27/1999	Cleveland (RC)	189.54	Juan Pablo Montoya	Reynard-Honda	93.931
7/11/1999	Road America (RC)	242.44	Christian Fittipaldi	Swift-Ford	137.697
7/18/1999	Toronto (RC)	166.72	Dario Franchitti	Reynard-Honda	85.897
7/25/1999	Michigan (PO)	500	Tony Kanaan	Reynard-Honda	186.097
8/8/1999	Detroit (RC)	166.56	Dario Franchitti	Reynard-Honda	81.643
8/15/1999	Mid-Ohio (RC)	187.414	Juan Pablo Montoya	Reynard-Honda	109.606
8/22/1999	Chicago (PO)	231.52	Juan Pablo Montoya	Reynard-Honda	122.236
9/5/1999	Vancouver (RC)	131.79	Juan Pablo Montoya	Reynard-Honda	65.279
9/12/1999	Laguna Seca (RC)	185.75	Bryan Herta	Reynard-Ford	101.924
9/26/1999	Houston (RC)	152.7	Paul Tracy	Reynard-Honda	78.960
10/17/1999	Australia (RC)	181.67	Dario Franchitti	Reynard-Honda	91.849
10/31/1999	Fontana (PO)	507.25	Adrian Fernandez	Reynard Ford	171.666

**1998 ▶▶ IRL 11 RACES (SERIES CHAMPION – KENNY BRACK)**

Date	Circuit (Type)	Distance	Winner	Car	Speed (mph)
1/24/1998	Disney World (PO)	200	Tony Stewart	G Force-Aurora	95.140
3/22/1998	Phoenix (PO)	200	Scott Sharp	Dallara-Aurora	102.856
5/24/1998	Indianapolis (PO)	500	Eddie Cheever Jr.	Dallara-Aurora	145.155
6/6/1998	Texas (PO)	300	Billy Boat	Dallara-Aurora	145.388
6/28/1998	New Hampshire (PO)	200	Tony Stewart	G Force-Aurora	113.861
7/19/1998	Dover (PO)	200	Scott Sharp	Dallara-Aurora	99.318
7/25/1998	Charlotte (PO)	308	Kenny Brack	Dallara-Aurora	158.408
8/16/1998	Pikes Peak (PO)	200	Kenny Brack	Dallara-Aurora	135.515
8/29/1998	Atlanta (PO)	308	Kenny Brack	Dallara-Aurora	140.026
9/20/1998	Texas (PO)	300	John Paul Jr.	G Force-Aurora	131.031
10/11/1998	Las Vegas (PO)	300	Arie Luyendyk	G Force-Aurora	135.338

**1998 ▶▶ CART 19 RACES (SERIES CHAMPION - ALEX ZANARDI)**

Date	Circuit (Type)	Distance	Winner	Car	Speed (mph)
3/15/1998	Homestead (PO)	225.3	Michael Andretti	Swift-Ford	144.339
3/28/1998	Japan (PO)	311.34	Adrian Fernandez	Reynard-Ford	159.393
4/5/1998	Long Beach (RC)	165.27	Alex Zanardi	Reynard-Honda	88.946
4/27/1998	Nazareth (PO)	212.85	Jimmy Vasser	Reynard-Honda	108.839
5/10/1998	Rio de Janeiro (PO)	247.91	Greg Moore	Reynard-Mercedes	132.531
5/23/1998	St Louis (PO)	299.72	Alex Zanardi	Reynard-Honda	125.725
5/31/1998	Milwaukee (PO)	206.4	Jimmy Vasser	Reynard-Honda	131.349
6/7/1998	Detroit (RC)	168.48	Alex Zanardi	Reynard-Honda	100.052
6/21/1998	Portland (RC)	192.76	Alex Zanardi	Reynard-Honda	101.355
7/12/1998	Cleveland (RC)	210.6	Alex Zanardi	Reynard-Honda	112.449
7/19/1998	Toronto (RC)	163.49	Alex Zanardi	Reynard-Honda	87.274
7/26/1998	Michigan (PO)	500	Greg Moore	Reynard-Mercedes	165.913
8/9/1998	Mid-Ohio (RC)	187.41	Adrian Fernandez	Reynard-Ford	98.428
8/16/1998	Road America (RC)	202.4	Dario Franchitti	Reynard-Honda	127.145
9/6/1998	Vancouver (RC)	154.97	Dario Franchitti	Reynard-Honda	77.081
9/13/1998	Laguna Seca (RC)	185.75	Bryan Herta	Reynard-Ford	96.726
10/4/1998	Houston (RC)	106.89	Dario Franchitti	Reynard-Honda	66.051
10/18/1998	Australia (RC)	173.29	Alex Zanardi	Reynard-Honda	85.328
11/1/1998	Fontana (PO)	507.25	Jimmy Vasser	Reynard-Honda	153.785

**1996-2003 Championship Auto Racing Teams (CART) / Indy Racing League (IRL) Race Winners**

▶ TRACK KEY: (PO) Paved Oval; (RC) Road/Street Course

**1997 ▶▶ CART 17 RACES (SERIES CHAMPION – ALEX ZANARDI)**

Date	Circuit (Type)	Distance	Winner	Car	Speed (mph)
3/2/1997	Homestead (PO)	222.999	Michael Andretti	Swift-Ford	135.478
4/6/1997	Australia (RC)	159.258	Scott Pruett	Reynard-Ford	78.948
4/13/1997	Long Beach (RC)	166.53	Alex Zanardi	Reynard-Honda	93.999
4/27/1997	Nazareth (PO)	225	Paul Tracy	Penske-Mercedes	118.919
5/11/1997	Rio de Janeiro (PO)	247.912	Paul Tracy	Penske-Mercedes	113.721
5/24/1997	St Louis (PO)	300	Paul Tracy	Penske-Mercedes	113.984
6/1/1997	Milwaukee (PO)	204.6	Greg Moore	Reynard-Mercedes	119.597
6/8/1997	Detroit (RC)	161.7	Greg Moore	Reynard-Mercedes	86.047
6/22/1997	Portland (RC)	153.426	Mark Blundell	Reynard-Mercedes	76.575
7/13/1997	Cleveland (RC)	189.54	Alex Zanardi	Reynard-Honda	111.848
7/20/1997	Toronto (RC)	163.495	Mark Blundell	Reynard-Mercedes	92.779
7/27/1997	Michigan (PO)	500	Alex Zanardi	Reynard-Honda	167.044
8/10/1997	Mid-Ohio (RC)	186.75	Alex Zanardi	Reynard-Honda	110.456
8/17/1997	Road America (RC)	202.4	Alex Zanardi	Reynard-Honda	102.995
8/31/1997	Vancouver (RC)	170.3	Mauricio Gugelmin	Reynard-Mercedes	92.228
9/7/1997	Laguna Seca (RC)	185.754	Jimmy Vasser	Reynard-Honda	109.647
9/28/1997	Fontana (PO)	500	Mark Blundell	Reynard-Mercedes	166.575

**1996/97 ▶▶ IRL 10 RACES (SERIES CHAMPION – TONY STEWART)**

Date	Circuit (Type)	Distance	Winner	Car	Speed (mph)
8/18/1996	New Hampshire (PO)	200	Scott Sharp	Lola-Ford Cosworth	130.934
9/15/1996	Las Vegas (PO)	300	Richie Hearn	Reynard-Ford Cosworth	115.171
1/25/1997	Disney World (PO)	200	Eddie Cheever Jr.	G Force-Aurora	133.995
3/23/1997	Phoenix (PO)	200	Jim Guthrie	Dallara-Aurora	89.190
5/27/1997	Indianapolis (PO)	500	Arie Luyendyk	G Force-Aurora	145.827
6/7/1997	Texas (PO)	300	Arie Luyendyk	G Force-Aurora	133.903
6/29/1997	Pikes Peak (PO)	200	Tony Stewart	G Force-Aurora	100.128
7/26/1997	Charlotte (PO)	310	Buddy Lazier	Dallara-Aurora	162.096
8/17/1997	New Hampshire (PO)	200	Robbie Buhl	G Force-Aurora	118.829
10/11/1997	Las Vegas (PO)	300	Eliseo Salazar	Dallara-Aurora	142.757

**1996 ▶▶ IRL 3 RACES (SERIES CHAMPIONS – BUZZ CALKINS, SCOTT SHARP)**

Date	Circuit (Type)	Distance	Winner	Car	Speed (mph)
1/27/1996	Disney World (PO)	200	Buzz Calkins	Reynard-Ford Cosworth	128.325
3/24/1996	Phoenix (PO)	200	Arie Luyendyk	Reynard-Ford Cosworth	117.386
5/26/1996	Indianapolis (PO)	500	Buddy Lazier	Reynard-Ford Cosworth	130.934

**1996 ▶▶ CART 16 RACES (SERIES CHAMPION – JIMMY VASSER)**

Date	Circuit (Type)	Distance	Winner	Car	Speed (mph)
3/3/1996	Homestead (PO)	203.091	Jimmy Vasser	Reynard-Honda	109.399
3/17/1996	Rio de Janeiro (PO)	247.912	Andre Ribeiro	Lola-Honda	117.927
3/31/1996	Australia (RC)	181.61	Jimmy Vasser	Reynard-Honda	90.218
4/14/1996	Long Beach (RC)	166.95	Jimmy Vasser	Reynard-Honda	96.281
4/28/1996	Nazareth (PO)	200	Michael Andretti	Lola-Ford Cosworth	140.953
5/26/1996	Michigan (US 500) (PO)	500	Jimmy Vasser	Reynard-Honda	156.403
6/2/1996	Milwaukee (PO)	200	Michael Andretti	Lola-Ford Cosworth	128.282
6/9/1996	Detroit (RC)	161.7	Michael Andretti	Lola-Ford Cosworth	75.136
6/23/1996	Portland (RC)	198.9	Alex Zanardi	Reynard-Honda	103.837
6/30/1996	Cleveland (RC)	213.21	Gil de Ferran	Reynard-Honda	144.932
7/14/1996	Toronto (RC)	165.912*	Adrian Fernandez	Lola-Honda	97.598
7/28/1996	Michigan (PO)	500	Andre Ribeiro	Lola-Honda	152.627
8/11/1996	Mid-Ohio (RC)	185.8	Alex Zanardi	Reynard-Honda	104.358
8/18/1996	Road America (RC)	200	Michael Andretti	Lola-Ford Cosworth	102.947
9/1/1996	Vancouver (RC)	170.3	Michael Andretti	Lola-Ford Cosworth	94.374
9/8/1996	Laguna Seca (RC)	185.754	Alex Zanardi	Reynard-Honda	102.687



**1979-1995 United States Auto Club (USAC)/Championship Auto Racing Teams (CART) Race Winners**

▶ TRACK KEY: (DO) Dirt Oval; (MO) Modified Oval; (PO) Paved Oval; (RC) Road/Street Course

**1995 ▶▶ CART 17 RACES (SERIES CHAMPION – JACQUES VILLENEUVE)**

Date	Circuit (Type)	Distance	Winner	Car	Speed (mph)
3/5/1995	Miami (RC)	164.61	Jacques Villeneuve	Reynard-Ford Cosworth	82.801
3/19/1995	Australia (RC)	182.26	Paul Tracy	Lola- Ford Cosworth	92.335
4/2/1995	Phoenix (PO)	200	Robby Gordon	Reynard-Ford Cosworth	133.980
4/9/1995	Long Beach (RC)	166.95	Al Unser Jr.	Penske-Mercedes	91.442
4/23/1995	Nazareth (PO)	200	Emerson Fittipaldi	Penske-Mercedes	131.305
5/28/1995	Indianapolis* (PO)	500	Jacques Villeneuve	Reynard-Ford Cosworth	153.616
6/4/1995	Milwaukee (PO)	200	Paul Tracy	Lola-Ford Cosworth	137.304
6/11/1995	Detroit (RC)	161.7	Robby Gordon	Reynard-Ford Cosworth	83.499
6/25/1995	Portland (RC)	198.89	Al Unser Jr.	Penske-Mercedes	103.933
7/9/1995	Road America (RC)	200	Jacques Villeneuve	Reynard-Ford Cosworth	103.901
7/16/1995	Toronto (RC)	174.4	Michael Andretti	Lola-Ford Cosworth	94.787
7/23/1995	Cleveland (RC)	213.2	Jacques Villeneuve	Reynard-Ford Cosworth	130.113
7/30/1995	Michigan (PO)	500	Scott Pruett	Lola-Ford Cosworth	159.676
8/13/1995	Mid-Ohio (RC)	185.8	Al Unser Jr.	Penske-Mercedes	107.110
8/20/1995	Loudon (PO)	200	Andre Ribeiro	Reynard-Honda	134.203
9/3/1995	Vancouver (RC)	170.3	Al Unser Jr.	Penske-Mercedes	95.571
9/10/1995	Laguna Seca (RC)	185.98	Gil de Ferran	Reynard-Mercedes	98.493

\*Indianapolis was USAC-sanctioned but counted towards the CART title.

**1994-1995 ▶▶ USAC 1 RACE (SERIES CHAMPION – JACQUES VILLENEUVE)**

Date	Circuit (Type)	Distance	Winner	Car	Speed (mph)
5/28/95	Indianapolis (PO)	500	Jacques Villeneuve	Reynard-Ford Cosworth	153.616

**1994 ▶▶ CART 16 RACES (SERIES CHAMPION – AL UNSER JR.)**

Date	Circuit (Type)	Distance	Winner	Car	Speed (mph)
3/20/1994	Australia (RC)	153.73	Michael Andretti	Reynard-Ford Cosworth	80.994
4/10/1994	Phoenix (PO)	200	Emerson Fittipaldi	Penske-Ilmor D	107.437
4/17/1994	Long Beach (RC)	166.95	Al Unser Jr.	Penske-Ilmor D	99.283
5/29/1994	Indianapolis* (PO)	500	Al Unser Jr.	Penske-Mercedes	160.872
6/5/1994	Milwaukee (PO)	200	Al Unser Jr.	Penske-Ilmor D	118.804
6/12/1994	Detroit (RC)	161.7	Paul Tracy	Penske-Ilmor D	86.245
6/26/1994	Portland (RC)	198.89	Al Unser Jr.	Penske-Ilmor D	107.777
7/10/1994	Cleveland (RC)	201.37	Al Unser Jr.	Penske-Ilmor D	128.026
7/17/1994	Toronto (RC)	174.44	Michael Andretti	Reynard-Ford Cosworth	96.673
7/31/1994	Michigan (PO)	500	Scott Goodyear	Lola-Ford Cosworth	159.800
8/14/1994	Mid-Ohio (RC)	186.75	Al Unser Jr.	Penske-Ilmor D	110.387
8/21/1994	Loudon (PO)	200	Al Unser Jr.	Penske-Ilmor D	122.635
9/4/1994	Vancouver (RC)	167.7	Al Unser Jr.	Penske-Ilmor D	89.166
9/11/1994	Road America (RC)	200	Jacques Villeneuve	Reynard Ford Cosworth	116.922
9/18/1994	Nazareth (PO)	200	Paul Tracy	Penske-Ilmor D	131.141
10/9/1994	Laguna Seca (RC)	185.98	Paul Tracy	Penske-Ilmor D	92.978

\*Indianapolis was USAC-sanctioned but counted towards the CART title.

**1993-1994 ▶▶ USAC 1 RACE (SERIES CHAMPION – AL UNSER JR.)**

Date	Circuit (Type)	Distance	Winner	Car	Speed (mph)
5/29/1994	Indianapolis (PO)	500	Al Unser Jr.	Penske-Mercedes	160.872

**1979-1995 United States Auto Club (USAC)/Championship Auto Racing Teams (CART) Race Winners (continued)**

▶ TRACK KEY: (DO) Dirt Oval; (MO) Modified Oval; (PO) Paved Oval; (RC) Road/Street Course

**1993 ▶▶ CART 16 RACES (SERIES CHAMPION – NIGEL MANSELL)**

Date	Circuit (Type)	Distance	Winner	Car	Speed (mph)
3/21/1993	Australia (RC)	181.675	Nigel Mansell	Lola-Ford Cosworth	97.284
4/4/1993	Phoenix (PO)	200	Mario Andretti	Lola-Ford Cosworth	123.857
4/18/1993	Long Beach (RC)	166.95	Paul Tracy	Penske-Chevrolet C	93.089
5/30/1993	Indianapolis* (PO)	500	Emerson Fittipaldi	Penske-Chevrolet C	157.207
6/6/1993	Milwaukee (PO)	200	Nigel Mansell	Lola-Ford Cosworth	110.970
6/13/1993	Detroit (RC)	161.7	Danny Sullivan	Lola-Chevrolet C	83.116
6/27/1993	Portland (RC)	198.9	Emerson Fittipaldi	Penske-Chevrolet C	96.312
7/11/1993	Cleveland (RC)	201.365	Paul Tracy	Penske-Chevrolet C	127.913
7/18/1993	Toronto (RC)	183.34	Paul Tracy	Penske-Chevrolet C	96.510
8/1/1993	Michigan (PO)	500	Nigel Mansell	Lola-Ford Cosworth	188.203
8/8/1993	Loudon (PO)	211.6	Nigel Mansell	Lola-Ford Cosworth	130.148
8/22/1993	Road America (RC)	200	Paul Tracy	Penske-Chevrolet C	118.408
8/29/1993	Vancouver (RC)	167.7	Al Unser Jr.	Lola-Chevrolet C	91.794
9/12/1993	Mid-Ohio (RC)	199.3	Emerson Fittipaldi	Penske-Chevrolet C	102.217
9/19/1993	Nazareth (PO)	200	Nigel Mansell	Lola-Ford Cosworth	158.685
10/3/1993	Laguna Seca (RC)	185.98	Paul Tracy	Penske-Chevrolet C	106.303

\*Indianapolis was USAC-sanctioned but counted towards the CART title.

**1992-1993 ▶▶ USAC 1 RACE (SERIES CHAMPION – EMERSON FITTIPALDI)**

Date	Circuit (Type)	Distance	Winner	Car	Speed (mph)
5/30/1993	Indianapolis (PO)	500	Emerson Fittipaldi	Penske-Chevrolet C	157.207

**1992 ▶▶ CART 16 RACES (SERIES CHAMPION – BOBBY RAHAL)**

Date	Circuit (Type)	Distance	Winner	Car	Speed (mph)
3/22/1992	Australia (RC)	181.675	Emerson Fittipaldi	Penske-Chevrolet B	77.561
4/5/1992	Phoenix (PO)	200	Bobby Rahal	Lola-Chevrolet A	130.526
4/12/1992	Long Beach (RC)	166.95	Danny Sullivan	Galmer-Chevrolet A	91.945
5/24/1992	Indianapolis* (PO)	500	Al Unser Jr.	Galmer-Chevrolet A	134.477
6/7/1992	Detroit (RC)	161.7	Bobby Rahal	Lola-Chevrolet A	81.988
6/21/1992	Portland (RC)	198.9	Michael Andretti	Lola-Ford Cosworth	105.219
6/28/1992	Milwaukee (PO)	200	Michael Andretti	Lola-Ford Cosworth	138.031
7/5/1992	Loudon (PO)	211.6	Bobby Rahal	Lola-Chevrolet A	133.621
7/19/1992	Toronto (RC)	183.34	Michael Andretti	Lola-Ford Cosworth	97.898
8/2/1992	Michigan (PO)	500	Scott Goodyear	Lola-Chevrolet A	177.625
8/9/1992	Cleveland (RC)	201.37	Emerson Fittipaldi	Penske-Chevrolet B	133.292
8/23/1992	Road America (RC)	200	Emerson Fittipaldi	Penske-Chevrolet B	110.656
8/30/1992	Vancouver (RC)	167.7	Michael Andretti	Lola-Ford Cosworth	98.796
9/13/1992	Mid-Ohio (RC)	199.3	Emerson Fittipaldi	Penske-Chevrolet B	107.352
10/4/1992	Nazareth (PO)	200	Bobby Rahal	Lola-Chevrolet A	128.848
10/18/1992	Laguna Seca (RC)	185.98	Michael Andretti	Lola-Ford Cosworth	99.967

\*Indianapolis was USAC-sanctioned but counted towards the CART title.

**1991-1992 ▶▶ USAC 1 RACE (SERIES CHAMPION – AL UNSER JR.)**

Date	Circuit (Type)	Distance	Winner	Car	Speed (mph)
5/24/1992	Indianapolis (PO)	500	Al Unser Jr.	Galmer-Chevrolet A	134.477

**1979-1995 United States Auto Club (USAC)/Championship Auto Racing Teams (CART) Race Winners (continued)**

▶ TRACK KEY: (DO) Dirt Oval; (MO) Modified Oval; (PO) Paved Oval; (RC) Road/Street Course

**1991 ▶▶ CART 17 RACES (SERIES CHAMPION – MICHAEL ANDRETTI)**

Date	Circuit (Type)	Distance	Winner	Car	Speed (mph)
3/17/1991	Australia (RC)	181.545	John Andretti	Lola-Chevrolet	81.953
4/14/1991	Long Beach (RC)	158.65	Al Unser Jr.	Lola-Chevrolet	81.195
4/21/1991	Phoenix (PO)	200	Arie Luyendyk	Lola-Chevrolet	129.988
5/26/1991	Indianapolis* (PO)	500	Rick Mears	Penske-Chevrolet	176.457
6/2/1991	Milwaukee (PO)	200	Michael Andretti	Lola-Chevrolet	134.557
6/16/1991	Detroit (RC)	155	Emerson Fittipaldi	Penske-Chevrolet	78.824
6/23/1991	Portland (RC)	199.89	Michael Andretti	Lola-Chevrolet	115.208
7/7/1991	Cleveland (RC)	201.365	Michael Andretti	Lola-Chevrolet	117.763
7/14/1991	Meadowlands (RC)	182.55	Bobby Rahal	Lola-Chevrolet	95.551
7/21/1991	Toronto (RC)	183.34	Michael Andretti	Lola-Chevrolet	99.143
8/4/1991	Michigan (PO)	500	Rick Mears	Penske-Chevrolet	167.230
8/25/1991	Denver (RC)	133	Al Unser Jr.	Lola-Chevrolet	69.576
9/1/1991	Vancouver (RC)	165.29	Michael Andretti	Lola-Chevrolet	93.888
9/15/1991	Mid-Ohio (RC)	199.3	Michael Andretti	Lola-Chevrolet	99.789
9/22/1991	Road America (RC)	200	Michael Andretti	Lola-Chevrolet	126.205
10/6/1991	Nazareth (PO)	200	Arie Luyendyk	Lola-Chevrolet	131.310
10/20/1991	Laguna Seca (RC)	185.98	Michael Andretti	Lola-Chevrolet	103.604

\*Indianapolis was USAC-sanctioned but counted towards the CART title.

**1990-1991 ▶▶ USAC 1 RACE (SERIES CHAMPION – RICK MEARS)**

Date	Circuit (Type)	Distance	Winner	Car	Speed (mph)
5/26/1991	Indianapolis (PO)	500	Rick Mears	Penske-Chevrolet	176.457

**1990 ▶▶ CART 16 RACES (SERIES CHAMPION – AL UNSER JR.)**

Date	Circuit (Type)	Distance	Winner	Car	Speed (mph)
4/8/1990	Phoenix (PO)	200	Rick Mears	Penske-Chevrolet	126.291
4/22/1990	Long Beach (RC)	158.65	Al Unser Jr.	Lola-Chevrolet	84.227
5/27/1990	Indianapolis* (PO)	500	Arie Luyendyk	Lola-Chevrolet	185.981
6/3/1990	Milwaukee (PO)	200	Al Unser Jr.	Lola-Chevrolet	133.670
6/17/1990	Detroit (RC)	155	Michael Andretti	Lola-Chevrolet	84.902
6/24/1990	Portland (RC)	199.89	Michael Andretti	Lola-Chevrolet	110.673
7/8/1990	Cleveland (RC)	198.4	Danny Sullivan	Penske-Chevrolet	112.483
7/15/1990	Meadowlands (RC)	176.47	Michael Andretti	Lola-Chevrolet	97.291
7/22/1990	Toronto (RC)	183.34	Al Unser Jr.	Lola-Chevrolet	75.997
8/5/1990	Michigan (PO)	500	Al Unser Jr.	Lola-Chevrolet	189.727
8/26/1990	Denver (RC)	152	Al Unser Jr.	Lola-Chevrolet	71.243
9/2/1990	Vancouver (RC)	165.29	Al Unser Jr.	Lola-Chevrolet	77.345
9/16/1990	Mid-Ohio (RC)	200.25	Michael Andretti	Lola-Chevrolet	85.751
9/23/1990	Road America (RC)	200	Michael Andretti	Lola-Chevrolet	106.192
10/7/1990	Nazareth (PO)	200	Emerson Fittipaldi	Penske-Chevrolet	112.170
10/21/1990	Laguna Seca (RC)	185.98	Danny Sullivan	Penske-Chevrolet	103.556

\*Indianapolis was USAC-sanctioned but counted towards the CART title.

**1989-1990 ▶▶ USAC 1 RACE (SERIES CHAMPION – ARIE LUYENDYK)**

Date	Circuit (Type)	Distance	Winner	Car	Speed (mph)
5/27/1990	Indianapolis (PO)	500	Arie Luyendyk	Lola-Chevrolet	185.981

**1979-1995 United States Auto Club (USAC)/Championship Auto Racing Teams (CART) Race Winners (continued)**

▶ TRACK KEY: (DO) Dirt Oval; (MO) Modified Oval; (PO) Paved Oval; (RC) Road/Street Course

**1989 ▶▶ CART 15 RACES (SERIES CHAMPION – EMERSON FITTIPALDI)**

Date	Circuit (Type)	Distance	Winner	Car	Speed (mph)
4/9/1989	Phoenix (PO)	200	Rick Mears	Penske-Chevrolet	126.112
4/16/1989	Long Beach (RC)	158.65	Al Unser Jr.	Lola-Chevrolet	83.503
5/28/1989	Indianapolis* (PO)	500	Emerson Fittipaldi	Penske-Chevrolet	167.581
6/4/1989	Milwaukee (PO)	200	Rick Mears	Penske-Chevrolet	130.160
6/18/1989	Detroit (RC)	155	Emerson Fittipaldi	Penske-Chevrolet	76.113
6/25/1989	Portland (RC)	199.89	Emerson Fittipaldi	Penske-Chevrolet	103.984
7/2/1989	Cleveland (RC)	198.4	Emerson Fittipaldi	Penske-Chevrolet	128.072
7/16/1989	Meadowlands (RC)	180	Bobby Rahal	Lola-Cosworth	81.906
7/23/1989	Toronto (RC)	183	Michael Andretti	Lola-Chevrolet	90.900
8/6/1989	Michigan (PO)	500	Michael Andretti	Lola-Chevrolet	160.210
8/20/1989	Pocono (PO)	500	Danny Sullivan	Penske-Chevrolet	170.720
9/3/1989	Mid-Ohio (RC)	200.5	Teo Fabi	March-Porsche	104.820
9/10/1989	Road America (RC)	200	Danny Sullivan	Penske-Chevrolet	122.803
9/24/1989	Nazareth (PO)	200	Emerson Fittipaldi	Penske-Chevrolet	134.767
10/15/1989	Laguna Seca (RC)	185.98	Rick Mears	Penske-Chevrolet	94.174

\*Indianapolis was USAC-sanctioned but counted towards the CART title.

**1988-1989 ▶▶ USAC 1 RACE (SERIES CHAMPION – EMERSON FITTIPALDI)**

Date	Circuit (Type)	Distance	Winner	Car	Speed (mph)
5/28/1989	Indianapolis (PO)	500	Emerson Fittipaldi	Penske-Chevrolet	167.581

**1988 ▶▶ CART 15 RACES (SERIES CHAMPION – DANNY SULLIVAN)**

Date	Circuit (Type)	Distance	Winner	Car	Speed (mph)
4/10/1988	Phoenix (PO)	200	Mario Andretti	Lola-Chevrolet	121.992
4/17/1988	Long Beach (RC)	158.65	Al Unser Jr.	March-Chevrolet	83.665
5/29/1988	Indianapolis* (PO)	500	Rick Mears	Penske-Chevrolet	144.809
6/5/1988	Milwaukee (PO)	200	Rick Mears	Penske-Chevrolet	122.819
6/19/1988	Portland (RC)	200	Danny Sullivan	Penske-Chevrolet	102.253
7/3/1988	Cleveland (RC)	198.4	Mario Andretti	Lola-Chevrolet	124.295
7/17/1988	Toronto (RC)	183	Al Unser Jr.	March-Chevrolet	91.994
7/24/1988	Meadowlands (RC)	180	Al Unser Jr.	March-Chevrolet	99.352
8/7/1988	Michigan (PO)	500	Danny Sullivan	Penske-Chevrolet	180.654
8/21/1988	Pocono (PO)	500	Bobby Rahal	Lola-Judd	133.713
9/4/1988	Mid-Ohio (RC)	200.5	Emerson Fittipaldi	Lola-Chevrolet	89.570
9/11/1988	Road America (RC)	200	Emerson Fittipaldi	Lola-Chevrolet	122.215
9/25/1988	Nazareth (PO)	200	Danny Sullivan	Penske-Chevrolet	148.526
10/16/1988	Laguna Seca (RC)	185.9	Danny Sullivan	Penske-Chevrolet	94.090
11/6/1988	Miami (RC)	199.8	Al Unser Jr.	March-Chevrolet	101.471

\*Indianapolis was USAC-sanctioned but counted towards the CART title.

**1987-1988 ▶▶ USAC 1 RACE (SERIES CHAMPION – RICK MEARS)**

Date	Circuit (Type)	Distance	Winner	Car	Speed (mph)
5/29/1988	Indianapolis (PO)	500	Rick Mears	Penske-Chevrolet	144.809

**1979-1995 United States Auto Club (USAC)/Championship Auto Racing Teams (CART) Race Winners (continued)**

▶ TRACK KEY: (DO) Dirt Oval; (MO) Modified Oval; (PO) Paved Oval; (RC) Road/Street Course

**1987 ▶▶ CART 15 RACES (SERIES CHAMPION – BOBBY RAHAL)**

Date	Circuit (Type)	Distance	Winner	Car	Speed (mph)
4/5/1987	Long Beach (RC)	158.65	Mario Andretti	Lola-Chevrolet	85.330
4/12/1987	Phoenix (PO)	200	Roberto Guerrero	March-Cosworth	138.020
5/24/1987	Indianapolis* (PO)	500	Al Unser	March-Cosworth	162.175
5/31/1987	Milwaukee (PO)	200	Michael Andretti	March-Cosworth	111.853
6/14/1987	Portland (RC)	200	Bobby Rahal	Lola-Cosworth	108.590
6/28/1987	Meadowlands (RC)	168.2	Bobby Rahal	Lola-Cosworth	86.032
7/5/1987	Cleveland (RC)	196.4	Emerson Fittipaldi	March-Chevrolet	128.421
7/19/1987	Toronto (RC)	183	Emerson Fittipaldi	March-Chevrolet	95.991
8/2/1987	Michigan (PO)	500	Michael Andretti	March-Cosworth	171.493
8/16/1987	Pocono (PO)	500	Rick Mears	March-Chevrolet	156.373
8/30/1987	Road America (RC)	200	Mario Andretti	Lola-Chevrolet	120.155
9/6/1987	Mid-Ohio (RC)	200.5	Roberto Guerrero	March-Cosworth	107.431
9/20/1987	Nazareth (PO)	200	Michael Andretti	March-Cosworth	129.026
10/11/1987	Laguna Seca (RC)	186.2	Bobby Rahal	Lola-Cosworth	118.879
11/1/1987	Miami (RC)	183.75	Michael Andretti	March-Cosworth	94.873

\*Indianapolis was USAC-sanctioned but counted towards the CART title.

**1986-1987 ▶▶ USAC 1 RACE (SERIES CHAMPION – AL UNSER)**

Date	Circuit (Type)	Distance	Winner	Car	Speed (mph)
5/24/1987	Indianapolis (PO)	500	Al Unser	March-Cosworth	162.175

**1986 ▶▶ CART 17 RACES (SERIES CHAMPION – BOBBY RAHAL)**

Date	Circuit (Type)	Distance	Winner	Car	Speed (mph)
4/6/1986	Phoenix (PO)	200	Kevin Cogan	March-Cosworth	120.345
4/13/1986	Long Beach (RC)	158.65	Michael Andretti	March-Cosworth	80.965
5/31/1986	Indianapolis* (PO)	500	Bobby Rahal	March-Cosworth	170.722
6/8/1986	Milwaukee (PO)	200	Michael Andretti	March-Cosworth	116.788
6/15/1986	Portland (RC)	200	Mario Andretti	Lola-Cosworth	107.759
6/29/1986	Meadowlands (RC)	168.2	Danny Sullivan	March-Cosworth	92.340
7/6/1986	Cleveland (RC)	218.24	Danny Sullivan	March-Cosworth	127.106
7/20/1986	Toronto (RC)	183	Bobby Rahal	March-Cosworth	87.414
8/2/1986	Michigan (PO)	500	Johnny Rutherford	March-Cosworth	137.139
8/17/1986	Pocono (PO)	500	Mario Andretti	Lola-Cosworth	152.106
8/31/1986	Mid-Ohio (RC)	200.5	Bobby Rahal	March-Cosworth	103.430
9/7/1986	St Pie (PO)	185.85	Bobby Rahal	March-Cosworth	103.157
9/28/1986	Michigan (PO)	250	Bobby Rahal	March-Cosworth	181.701
10/4/1986	Road America (RC)	200	Emerson Fittipaldi	March-Cosworth	81.800
10/12/1986	Laguna Seca (RC)	186.2	Bobby Rahal	March-Cosworth	119.693
10/19/1986	Phoenix (PO)	200	Michael Andretti	March-Cosworth	134.676
11/9/1986	Miami (RC)	199.8	Al Unser Jr.	Lola-Cosworth	106.322

\*Indianapolis was USAC-sanctioned but counted towards the CART title.

**1985-1986 ▶▶ USAC 1 RACE (SERIES CHAMPION – BOBBY RAHAL)**

Date	Circuit (Type)	Distance	Winner	Car	Speed (mph)
5/31/1986	Indianapolis (PO)	500	Bobby Rahal	March-Cosworth	170.722

**1979-1995 United States Auto Club (USAC)/Championship Auto Racing Teams (CART) Race Winners (continued)**

▶ TRACK KEY: (DO) Dirt Oval; (MO) Modified Oval; (PO) Paved Oval; (RC) Road/Street Course

**1985 ▶▶ CART 15 RACES (SERIES CHAMPION – AL UNSER)**

Date	Circuit (Type)	Distance	Winner	Car	Speed (mph)
4/14/1985	Long Beach (RC)	150.3	Mario Andretti	Lola-Cosworth	87.694
5/26/1985	Indianapolis* (PO)	500	Danny Sullivan	March-Cosworth	152.982
6/2/1985	Milwaukee (PO)	200	Mario Andretti	Lola-Cosworth	124.162
6/16/1985	Portland (RC)	200	Mario Andretti	Lola-Cosworth	107.083
6/30/1985	Meadowlands (RC)	168.2	Al Unser Jr.	Lola-Cosworth	90.167
7/7/1985	Cleveland (RC)	218.24	Al Unser Jr.	Lola-Cosworth	124.081
7/28/1985	Michigan (PO)	500	Emerson Fittipaldi	March-Cosworth	128.220
8/4/1985	Road America (RC)	200	Jacques Villeneuve	March-Cosworth	114.066
8/18/1985	Pocono (PO)	500	Rick Mears	March-Cosworth	151.676
9/1/1985	Mid-Ohio (RC)	200.5	Bobby Rahal	March-Cosworth	107.041
9/8/1985	St Pie (PO)	185.85	Johnny Rutherford	March-Cosworth	89.993
9/22/1985	Michigan (PO)	200	Bobby Rahal	March-Cosworth	163.647
10/6/1985	Laguna Seca (RC)	186.2	Bobby Rahal	March-Cosworth	112.923
10/13/1985	Phoenix (PO)	150	Al Unser	March-Cosworth	120.644
11/9/1985	Miami (RC)	199.8	Danny Sullivan	March-Cosworth	95.915

\*Indianapolis was USAC-sanctioned but counted towards the CART title.

**1984-1985 ▶▶ USAC 1 RACE (SERIES CHAMPION – DANNY SULLIVAN)**

Date	Circuit (Type)	Distance	Winner	Car	Speed (mph)
5/26/1985	Indianapolis (PO)	500	Danny Sullivan	March-Cosworth	152.982

**1984 ▶▶ CART 16 RACES (SERIES CHAMPION – MARIO ANDRETTI)**

Date	Circuit (Type)	Distance	Winner	Car	Speed (mph)
4/1/1984	Long Beach (RC)	187.04	Mario Andretti	Lola-Cosworth	82.898
4/15/1984	Phoenix (PO)	150	Tom Sneva	March-Cosworth	120.555
5/27/1984	Indianapolis* (PO)	500	Rick Mears	March-Cosworth	163.612
6/3/1984	Milwaukee (PO)	200	Tom Sneva	March-Cosworth	118.030
6/17/1984	Portland (RC)	199.16	Al Unser Jr.	March-Cosworth	105.484
7/1/1984	Meadowlands (RC)	168.2	Mario Andretti	Lola-Cosworth	80.742
7/8/1984	Cleveland (RC)	218.24	Danny Sullivan	Lola-Cosworth	118.734
7/22/1984	Michigan (PO)	500	Mario Andretti	Lola-Cosworth	133.482
8/5/1984	Road America (RC)	200	Mario Andretti	Lola-Cosworth	116.347
8/19/1984	Pocono (PO)	500	Danny Sullivan	Lola-Cosworth	137.303
9/2/1984	Mid-Ohio (RC)	200	Mario Andretti	Lola-Cosworth	100.388
9/9/1984	St Pie (PO)	185.85	Danny Sullivan	Lola-Cosworth	111.707
9/24/1984	Michigan (PO)	200	Mario Andretti	Lola-Cosworth	168.523
10/14/1984	Phoenix (PO)	150	Bobby Rahal	March-Cosworth	98.048
10/21/1984	Laguna Seca (RC)	186.2	Bobby Rahal	March-Cosworth	116.619
11/11/1984	Las Vegas (MO)	200.25	Tom Sneva	March-Cosworth	93.701

\*Indianapolis was USAC-sanctioned but counted towards the CART title.

**1983-1984 ▶▶ USAC 2 RACES (SERIES CHAMPION – RICK MEARS)**

Date	Circuit (Type)	Distance	Winner	Car	Speed (mph)
9/5/1983	DuQuoin (DO)	100	Gary Bettenhausen	N/A	No Speed-Red Flag
5/27/1984	Indianapolis (PO)	500	Rick Mears	March-Cosworth	163.612

**1979-1995 United States Auto Club (USAC)/Championship Auto Racing Teams (CART) Race Winners (continued)**

▶ TRACK KEY: (DO) Dirt Oval; (MO) Modified Oval; (PO) Paved Oval; (RC) Road/Street Course

**1983 ▶▶ CART 13 RACES (SERIES CHAMPION – AL UNSER)**

Date	Circuit (Type)	Distance	Winner	Car	Speed (mph)
4/17/1983	Atlanta (PO)	200	Gordon Johncock	Wildcat-Cosworth	146.142
5/29/1983	Indianapolis* (PO)	500	Tom Sneva	March-Cosworth	162.117
6/12/1983	Milwaukee (PO)	150	Tom Sneva	March-Cosworth	115.830
7/3/1983	Cleveland (RC)	310	Al Unser	Penske-Cosworth	108.202
7/17/1983	Michigan (PO)	500	John Paul Jr.	Penske-Cosworth	134.862
7/31/1983	Road America (RC)	200	Mario Andretti	Lola-Cosworth	99.410
8/14/1983	Pocono (PO)	500	Teo Fabi	March-Cosworth	134.852
8/23/1983	Riverside (RC)	313.5	Bobby Rahal	March-Cosworth	113.678
9/11/1983	Mid-Ohio (RC)	200.5	Teo Fabi	March-Cosworth	98.755
9/18/1983	Michigan (PO)	200	Rick Mears	Penske-Cosworth	183.325
10/8/1983	Las Vegas (MO)	200.25	Mario Andretti	Lola-Cosworth	87.192
10/23/1983	Laguna Seca (RC)	186.2	Teo Fabi	March-Cosworth	106.943
10/29/1983	Phoenix (PO)	150	Teo Fabi	March-Cosworth	126.671

\*Indianapolis was USAC-sanctioned but counted towards the CART title.

**1982-1983 ▶▶ USAC 4 RACES (SERIES CHAMPION – TOM SNEVA)**

Date	Circuit (Type)	Distance	Winner	Car	Speed (mph)
8/14/1982	Springfield (DO)	100	Bobby Olivero	N/A	97.986
9/6/1982	DuQuoin (DO)	100	Gary Bettenhausen	N/A	No Speed-Red Flag
12/4/1982	Nazareth (DO)	54	Keith Kauffman	N/A	No Speed-Red Flag
5/29/1983	Indianapolis (PO)	500	Tom Sneva	March-Cosworth	162.117

**1982 ▶▶ CART 11 RACES (SERIES CHAMPION – RICK MEARS)**

Date	Circuit (Type)	Distance	Winner	Car	Speed (mph)
3/28/1982	Phoenix (PO)	150	Rick Mears	Penske-Cosworth	118.727
5/1/1982	Atlanta (PO)	200	Rick Mears	Penske-Cosworth	164.750
6/13/1982	Milwaukee (PO)	150	Gordon Johncock	Wildcat-Cosworth	126.978
7/4/1982	Cleveland (RC)	310	Bobby Rahal	March-Cosworth	101.234
7/18/1982	Michigan (PO)	500	Gordon Johncock	Wildcat-Cosworth	153.925
8/1/1982	Milwaukee (PO)	200	Tom Sneva	March-Cosworth	109.132
8/15/1982	Pocono (PO)	500	Rick Mears	Penske-Cosworth	145.879
8/29/1982	Riverside (RC)	313.5	Rick Mears	Penske-Cosworth	115.944
9/19/1982	Road America (RC)	200	Hector Rebaque	March-Cosworth	109.156
9/26/1982	Michigan (PO)	150	Bobby Rahal	March-Cosworth	140.515
10/6/1982	Phoenix (PO)	150	Tom Sneva	March-Cosworth	110.997

**1981-1982 ▶▶ USAC 6 RACES (SERIES CHAMPION – GEORGE SNIDER)**

Date	Circuit (Type)	Distance	Winner	Car	Speed (mph)
5/24/1981	Indianapolis (PO)	500	Bobby Unser	Penske-Cosworth	139.084
6/21/1981	Pocono* (PO)	305	A.J. Foyt	March-Cosworth	137.196
8/15/1981	Springfield (DO)	100	George Snider	N/A	No Speed-Red Flag
8/30/1981	DuQuoin (DO)	100	Rich Vogler	N/A	98.013
9/12/1981	Indianapolis (DO)	100	Larry Rice	N/A	85.757
5/30/1982	Indianapolis (PO)	500	Gordon Johncock	Wildcat-Cosworth	162.026

The United States Auto Club formed the Gold Crown Series in 1981 which was a combination of the Indianapolis 500 and other races including races on dirt tracks. It was set up so that season would extend over the course of two years with the final race of the season being the Indianapolis 500.

**1981 ▶▶ CART 11 RACES (SERIES CHAMPION – RICK MEARS)**

Date	Circuit (Type)	Distance	Winner	Car	Speed (mph)
3/22/1981	Phoenix (PO)	150	Johnny Rutherford	Chaparral-Cosworth	116.681
6/7/1981	Milwaukee (PO)	150	Mike Mosley	Eagle-Chevrolet	113.838
6/28/1981	Atlanta (PO)	126.326	Rick Mears	Penske-Cosworth	150.139
6/28/1981	Atlanta (PO)	126.326	Rick Mears	Penske-Cosworth	167.073
7/25/1981	Michigan (PO)	500	Pancho Carter	Penske-Cosworth	132.890
8/30/1981	Riverside (RC)	313.5	Rick Mears	Penske-Cosworth	108.280
9/5/1981	Milwaukee (PO)	200	Tom Sneva	March-Cosworth	118.013
9/20/1981	Michigan (PO)	148	Rick Mears	Penske-Cosworth	125.957
10/4/1981	Watkins Glen (RC)	202.62	Rick Mears	Penske-Cosworth	108.273
10/18/1981	Mexico City (RC)	147.5	Rick Mears	Penske-Cosworth	104.363
10/31/1981	Phoenix (PO)	150	Tom Sneva	March-Cosworth	112.266

**1979-1995 United States Auto Club (USAC)/Championship Auto Racing Teams (CART) Race Winners (continued)**

▶ TRACK KEY: (DO) Dirt Oval; (MO) Modified Oval; (PO) Paved Oval; (RC) Road/Street Course

**1980 ▶▶ CART 12 RACES (SERIES CHAMPION – JOHNNY RUTHERFORD)**

Date	Circuit (Type)	Distance	Winner	Car	Speed (mph)
4/13/1980	Ontario* (PO)	200	Johnny Rutherford	Chaparral-Cosworth	162.016
5/25/1980	Indianapolis* (PO)	500	Johnny Rutherford	Chaparral-Cosworth	142.862
6/8/1980	Milwaukee* (PO)	150	Bobby Unser	Penske-Cosworth	112.773
6/22/1980	Pocono* (PO)	500	Bobby Unser	Penske-Cosworth	151.454
7/13/1980	Mid-Ohio* (RC)	156	Johnny Rutherford	Chaparral-Cosworth	86.601
7/20/1980	Michigan (PO)	200	Johnny Rutherford	Chaparral-Cosworth	148.515
8/3/1980	Watkins Glen (RC)	150.536	Bobby Unser	Penske-Cosworth	99.309
8/10/1980	Milwaukee (PO)	200	Johnny Rutherford	Chaparral-Cosworth	105.063
8/31/1980	Ontario (PO)	500	Bobby Unser	Penske-Cosworth	156.372
9/20/1980	Michigan (PO)	150	Mario Andretti	Penske-Cosworth	167.494
10/26/1980	Mexico City (RC)	148.8	Rick Mears	Penske-Cosworth	116.376
11/8/1980	Phoenix (PO)	150	Tom Sneva	Phoenix-Cosworth	99.925

\*CART and USAC united in 1980 under the banner of the Championship Racing League (CRL). The first five races of the season were run under CRL banner sanction by USAC. The union dissolved after the Mid-Ohio race. CART sanctioned the seven remaining races on the schedule and combined the results of those along with the CRL events for their championship.

**1980 ▶▶ USAC 5 RACES (SERIES CHAMPION – JOHNNY RUTHERFORD)**

Date	Circuit (Type)	Distance	Winner	Car	Speed (mph)
4/13/1980	Ontario (PO)	200	Johnny Rutherford	Chaparral-Cosworth	162.016
5/25/1980	Indianapolis (PO)	500	Johnny Rutherford	Chaparral-Cosworth	142.862
6/8/1980	Milwaukee (PO)	150	Bobby Unser	Penske-Cosworth	112.773
6/22/1980	Pocono (PO)	500	Bobby Unser	Penske-Cosworth	151.454
7/13/1980	Mid-Ohio (RC)	156	Johnny Rutherford	Chaparral-Cosworth	86.601

CART and USAC united in 1980 under the banner of the Championship Racing League (CRL). The first five races of the season were run under CRL banner and sanction by USAC. The union dissolved after the Mid-Ohio race and USAC ended their season.

**1979 ▶▶ CART 14 RACES (SERIES CHAMPION – RICK MEARS)**

Date	Circuit (Type)	Distance	Winner	Car	Speed (mph)
3/11/1979	Phoenix (PO)	150	Gordon Johncock	Penske-Cosworth	119.389
4/22/1979	Atlanta (PO)	125	Johnny Rutherford	McLaren-Cosworth	157.758
4/22/1979	Atlanta (PO)	125	Johnny Rutherford	McLaren-Cosworth	166.159
5/27/1979	Indianapolis* (PO)	500	Rick Mears	Penske-Cosworth	158.899
6/10/1979	Trenton (PO)	100	Bobby Unser	Penske-Cosworth	129.677
6/10/1979	Trenton (PO)	100	Bobby Unser	Penske-Cosworth	147.914
7/15/1979	Michigan (PO)	126	Gordon Johncock	Penske-Cosworth	170.976
7/15/1979	Michigan (PO)	126	Bobby Unser	Penske-Cosworth	155.342
8/5/1979	Watkins Glen (RC)	150	Bobby Unser	Penske-Cosworth	120.889
8/19/1979	Trenton (PO)	150	Rick Mears	Penske-Cosworth	129.807
9/2/1979	Ontario (PO)	500	Bobby Unser	Penske-Cosworth	146.794
9/15/1979	Michigan (PO)	150	Bobby Unser	Penske-Cosworth	175.211
9/30/1979	Atlanta (PO)	152.2	Rick Mears	Penske-Cosworth	182.094
10/20/1979	Phoenix (PO)	150	Al Unser	Chaparral-Cosworth	123.203

CART was sanctioned by the Sports Car Club of America (SCCA) \*Indianapolis was USAC-sanctioned but counted towards the CART championship.

**1979 ▶▶ USAC 7 RACES (SERIES CHAMPION – A.J. FOYT)**

Date	Circuit (Type)	Distance	Winner	Car	Speed (mph)
3/25/1979	Ontario (PO)	200	A.J. Foyt	Parnelli-Cosworth	154.279
4/8/1979	Texas (PO)	200	A.J. Foyt	Coyote-Foyt	129.541
5/27/1979	Indianapolis (PO)	500	Rick Mears	Penske-Cosworth	158.899
6/10/1979	Milwaukee (PO)	150	A.J. Foyt	Parnelli-Cosworth	108.955
6/24/1979	Pocono (PO)	500	A.J. Foyt	Parnelli-Cosworth	134.995
7/29/1979	Texas (PO)	200	A.J. Foyt	Parnelli-Cosworth	162.934
8/12/1979	Milwaukee (PO)	200	Roger McCluskey	Lola-Cosworth	117.135



**1956-1978 United States Auto Club (USAC) Race Winners**

- ▶ TRACK KEY: (D) Dirt Track; (DO) Dirt Oval; (H) Hill Climb; (PO) Paved Oval; (R) Road Race; (RC) Road/Street Course  
 ▶ CAR KEY: (D) Dirt Car; (R) Roadster; (RE) Rear Engine; T/C Turbocharged; S/C Supercharged

**1978 ▶▶ 18 RACES (SERIES CHAMPION – TOM SNEVA)**

Date	Circuit (Type)	Distance	Winner	Car	Speed (mph)
3/18/1978	Phoenix (PO)	150	Gordon Johncock	Wildcat-Offy DGS	116.757
3/26/1978	Ontario (PO)	200	Danny Ongais	Parnelli-Cosworth	162.810
4/21/78	Texas (PO)	200	Danny Ongais	Parnelli-Cosworth	173.594
4/23/1978	Trenton (PO)	200	Gordon Johncock	Wildcat-Offy DGS	129.033
5/28/1978	Indianapolis (PO)	500	Al Unser	Lola-Cosworth	161.363
6/11/1978	Mosport (RC)	186.88	Danny Ongais	Parnelli-Cosworth	87.164
6/18/1978	Milwaukee (PO)	150	Rick Mears	Penske-Cosworth	120.677
6/25/1978	Pocono (PO)	500	Al Unser	Lola-Cosworth	142.261
7/16/1978	Michigan (PO)	200	Johnny Rutherford	McLaren-Cosworth	159.941
7/23/1978	Atlanta (PO)	150	Rick Mears	Penske-Cosworth	141.215
8/6/1978	Texas (PO)	200	A.J. Foyt	Coyote-Foyt	159.047
8/20/1978	Milwaukee (PO)	200	Danny Ongais	Parnelli-Cosworth	108.369
9/3/1978	Ontario (PO)	500	Al Unser	Lola-Cosworth	145.158
9/16/1978	Michigan (PO)	150	Danny Ongais	Parnelli-Cosworth	146.246
9/23/1978	Trenton (PO)	150	Mario Andretti	Penske-Cosworth	120.080
10/1/1978	Silverstone UK (RC)	111.416	A.J. Foyt	Coyote-Foyt	104.360
10/7/1978	Brands Hatch (RC)	120.36	Rick Mears	Penske-Cosworth	95.790
10/28/1978	Phoenix (PO)	150	Johnny Rutherford	McLaren-Cosworth	120.974

**1977 ▶▶ 14 RACES (SERIES CHAMPION – TOM SNEVA)**

Date	Circuit (Type)	Distance	Winner	Car	Speed (mph)
3/6/1977	Ontario (PO)	200	A.J. Foyt	Coyote-Foyt	154.073
3/27/1977	Phoenix (PO)	150	Johnny Rutherford	McLaren-Cosworth	111.395
4/2/1977	Texas (PO)	200	Tom Sneva	McLaren-Cosworth	157.711
4/30/1977	Trenton (PO)	200	Wally Dallenbach	Wildcat-Offy DGS	151.288
5/29/1977	Indianapolis (PO)	500	A.J. Foyt	Coyote-Foyt	161.331
6/12/1977	Milwaukee (PO)	150	Johnny Rutherford	McLaren-Cosworth	92.992
6/26/1977	Pocono (PO)	500	Tom Sneva	McLaren-Cosworth	152.931
7/3/1977	Mosport (RC)	186.88	A.J. Foyt	Coyote-Foyt	90.733
7/17/1977	Michigan (PO)	200	Danny Ongais	Parnelli-Cosworth	149.152
7/31/1977	Texas (PO)	200	Johnny Rutherford	McLaren-Cosworth	164.191
8/21/1977	Milwaukee (PO)	200	Johnny Rutherford	McLaren-Cosworth	103.798
9/4/1977	Ontario (PO)	500	Al Unser	Parnelli-Cosworth	154.687
9/17/1977	Michigan (PO)	150	Gordon Johncock	Wildcat-Offy DGS	175.250
10/23/1977	Phoenix (PO)	150	Gordon Johncock	Wildcat-Offy DGS	108.596

**1976 ▶▶ 13 RACES (SERIES CHAMPION – GORDON JOHNCOCK)**

Date	Circuit (Type)	Distance	Winner	Car	Speed (mph)
3/14/1976	Phoenix (PO)	150	Bobby Unser	Eagle-Drake-Offy	107.918
5/2/1976	Trenton (PO)	200	Johnny Rutherford	McLaren-Drake-Offy	147.499
5/30/1976	Indianapolis (PO)	255	Johnny Rutherford	McLaren-Drake-Offy	157.711
6/13/1976	Milwaukee (PO)	150	Mike Mosley	Eagle-Drake-Offy	121.557
6/27/1976	Pocono (PO)	500	Al Unser	Parnelli-Cosworth	143.662
7/18/1976	Michigan (PO)	200	Gordon Johncock	Wildcat-Offy DGS	165.033
8/1/1976	Texas (PO)	150	A.J. Foyt	Coyote-Foyt	172.885
8/15/1976	Trenton (PO)	150	Gordon Johncock	Wildcat-Offy DGS	135.929
8/22/1976	Milwaukee (PO)	200	Al Unser	Parnelli-Cosworth	121.907
9/5/1976	Ontario (PO)	500	Bobby Unser	Eagle-Drake-Offy	143.246
9/18/1976	Michigan (PO)	150	A.J. Foyt	Coyote-Foyt	164.068
10/31/1976	Texas (PO)	200	Johnny Rutherford	McLaren-Drake-Offy	150.315
11/7/1976	Phoenix (PO)	150	Al Unser	Parnelli-Cosworth	107.695

**1956-1978 United States Auto Club (USAC) Race Winners** *(continued)*

▶ TRACK KEY: (D) Dirt Track; (DO) Dirt Oval; (H) Hill Climb; (PO) Paved Oval; (R) Road Race; (RC) Road/Street Course

▶ CAR KEY: (D) Dirt Car; (R) Roadster; (RE) Rear Engine; T/C Turbocharged; S/C Supercharged

**1975 ▶▶ 13 RACES (SERIES CHAMPION – A.J. FOYT)**

Date	Circuit (Type)	Distance	Winner	Car	Speed (mph)
3/2/1975	Ontario (PO)	100	A.J. Foyt	Coyote-Foyt	177.085
3/2/1975	Ontario (PO)	100	Wally Dallenbach	Eagle-Drake-Offy	150.305
3/9/1975	Ontario (PO)	500	A.J. Foyt	Coyote-Foyt	154.344
3/16/1975	Phoenix (PO)	150	Johnny Rutherford	McLaren-Drake-Offy	110.971
4/6/1975	Trenton (PO)	200	A.J. Foyt	Coyote-Foyt	154.625
5/25/1975	Indianapolis (PO)	435	Bobby Unser	Eagle-Drake-Offy	149.213
6/8/1975	Milwaukee (PO)	150	A.J. Foyt	Coyote-Foyt	128.801
6/29/1975	Pocono (PO)	420	A.J. Foyt	Coyote-Foyt	140.712
7/20/1975	Michigan (PO)	200	A.J. Foyt	Coyote-Foyt	153.907
8/17/1975	Milwaukee (PO)	200	Mike Mosley	Eagle-Drake-Offy	114.393
9/14/1975	Michigan (PO)	200	Tom Sneva	McLaren-Drake-Offy	176.171
9/21/1975	Trenton (PO)	150	Gordon Johncock	Wildcat-Offy DGS	135.372
10/9/1975	Phoenix (PO)	150	A.J. Foyt	Coyote-Foyt	111.055

**1974 ▶▶ 14 RACES (SERIES CHAMPION – BOBBY UNSER)**

Date	Circuit (Type)	Distance	Winner	Car	Speed (mph)
3/3/1974	Ontario (PO)	100	A.J. Foyt	Coyote-Foyt	176.873
3/3/1974	Ontario (PO)	100	Johnny Rutherford	McLaren-Drake-Offy	172.673
3/10/1974	Ontario (PO)	500	Bobby Unser	Eagle-Drake-Offy	157.017
3/17/1974	Phoenix (PO)	150	Mike Mosley	Eagle-Drake-Offy	116.663
4/7/1974	Trenton (PO)	200	Bobby Unser	Eagle-Drake-Offy	125.615
5/26/1974	Indianapolis (PO)	500	Johnny Rutherford	McLaren-Drake-Offy	158.589
6/9/1974	Milwaukee (PO)	150	Johnny Rutherford	McLaren-Drake-Offy	110.225
6/30/1974	Pocono (PO)	500	Johnny Rutherford	McLaren-Drake-Offy	156.701
7/21/1974	Michigan (PO)	200	Bobby Unser	Eagle-Drake-Offy	160.695
8/11/1974	Milwaukee (PO)	200	Gordon Johncock	Eagle-Drake-Offy	118.762
9/15/1974	Michigan (PO)	200	Al Unser	Eagle-Drake-Offy	142.141
9/22/1974	Trenton (PO)	150	A.J. Foyt	Coyote-Foyt	135.372
9/22/1974	Trenton (PO)	150	Bobby Unser	Eagle-Drake-Offy	155.799
11/2/1974	Phoenix (PO)	150	Gordon Johncock	Eagle-Drake-Offy	124.202

**1973 ▶▶ 16 RACES (SERIES CHAMPION – ROGER MCCLUSKEY)**

Date	Circuit (Type)	Distance	Winner	Car	Speed (mph)
4/7/1973	Texas (PO)	200	Al Unser	Parnelli-Drake-Offy	153.224
4/15/1973	Trenton (PO)	150	A.J. Foyt	Coyote-Foyt	138.355
4/15/1973	Trenton (PO)	150	Mario Andretti	Parnelli-Drake-Offy	149.626
5/30/1973	Indianapolis (PO)	332.5	Gordon Johncock	Eagle-Drake-Offy	159.036
6/10/1973	Milwaukee (PO)	150	Bobby Unser	Eagle-Drake-Offy	108.008
7/1/1973	Pocono (PO)	500	A.J. Foyt	Coyote-Foyt	144.944
7/15/1973	Michigan (PO)	200	Roger McCluskey	McLaren-Drake-Offy	161.145
8/12/1973	Milwaukee (PO)	200	Wally Dallenbach	Eagle-Drake-Offy	108.320
8/26/1973	Ontario (PO)	100	Wally Dallenbach	Eagle-Drake-Offy	179.910
8/26/1973	Ontario (PO)	100	Johnny Rutherford	McLaren-Drake-Offy	118.762
9/2/1973	Ontario (PO)	500	Wally Dallenbach	Eagle-Drake-Offy	157.660
9/16/1973	Michigan (PO)	126	Bill Vukovich Jr.	Eagle-Drake-Offy	134.161
9/16/1973	Michigan (PO)	126	Johnny Rutherford	McLaren-Drake-Offy	157.282
9/23/1973	Trenton (PO)	200	Gordon Johncock	Eagle-Drake-Offy	135.625
10/6/1973	Texas (PO)	200	Gary Bettenhausen	McLaren-Drake-Offy	181.918
11/3/1973	Phoenix (PO)	150	Gordon Johncock	Eagle-Drake-Offy	115.016

**1972 ▶▶ 10 RACES (SERIES CHAMPION – JOE LEONARD)**

Date	Circuit (Type)	Distance	Winner	Car	Speed (mph)
3/18/1972	Phoenix (PO)	150	Bobby Unser	Eagle-Drake-Offy	102.805
4/23/1972	Trenton (PO)	200	Gary Bettenhausen	McLaren-Drake-Offy	146.211
5/27/1972	Indianapolis (PO)	500	Mark Donohue	McLaren-Drake-Offy	162.962
6/4/1972	Milwaukee (PO)	150	Bobby Unser	Eagle-Drake-Offy	109.131
7/16/1972	Michigan (PO)	200	Joe Leonard	Parnelli-Drake Offy	140.685
7/29/1972	Pocono (PO)	500	Joe Leonard	Parnelli-Drake-Offy	154.781
8/13/1972	Milwaukee (PO)	200	Joe Leonard	Parnelli-Drake-Offy	111.652
9/3/1972	Ontario (PO)	500	Roger McCluskey	McLaren-Drake-Offy	151.540
9/24/1972	Trenton (PO)	300	Bobby Unser	Eagle-Drake-Offy	143.236
11/4/1972	Phoenix (PO)	150	Bobby Unser	Eagle-Drake-Offy	127.617

**1956-1978 United States Auto Club (USAC) Race Winners** *(continued)*

▶ TRACK KEY: (D) Dirt Track; (DO) Dirt Oval; (H) Hill Climb; (PO) Paved Oval; (R) Road Race; (RC) Road/Street Course

▶ CAR KEY: (D) Dirt Car; (R) Roadster; (RE) Rear Engine; T/C Turbocharged; S/C Supercharged

**1971 ▶▶ 12 RACES (SERIES CHAMPION – JOE LEONARD)**

Date	Circuit (Type)	Distance	Winner	Car	Speed (mph)
2/28/1971	Rafaela, Arg. (PO)	152	Al Unser	Colt-Ford	166.909
2/28/1971	Rafaela, Arg. (PO)	152	Al Unser	Colt-Ford	148.816
3/27/1971	Phoenix (PO)	150	Al Unser	Colt-Ford	111.565
4/25/1971	Trenton (PO)	200	Mike Mosley	Eagle-Ford	132.562
5/29/1971	Indianapolis (PO)	500	Al Unser	Colt-Ford	157.735
6/6/1971	Milwaukee (PO)	150	Al Unser	Colt-Ford	109.131
7/3/1971	Pocono (PO)	500	Mark Donohue	McLaren-Drake OLRffy	138.649
7/18/1971	Michigan (PO)	200	Mark Donohue	McLaren-Drake-Offy	144.898
8/15/1971	Milwaukee (PO)	200	Bobby Unser	Eagle-Drake-Offy	109.386
9/5/1971	Ontario (PO)	500	Joe Leonard	Colt-Ford	152.354
10/3/1971	Trenton (PO)	300	Bobby Unser	Eagle-Drake-Offy	140.771
10/23/1971	Phoenix (PO)	150	A.J. Foyt	Coyote-Ford-D	110.333

**1970 ▶▶ 18 RACES (SERIES CHAMPION – AL UNSER)**

Date	Circuit (Type)	Distance	Winner	Car	Speed (mph)
3/28/1970	Phoenix (PO)	150	Al Unser	Colt-Ford T/C (RE)	N/A
4/4/1970	Sears Point. (RC)	150	Dan Gurney	Eagle-Weslake-Ford (RE)	86.179
4/26/1970	Trenton (PO)	200	Lloyd Ruby	Mongoose-Drake Offy T/C (RE)	111.565
5/30/1970	Indianapolis (PO)	500	Al Unser	Colt-Ford T/C (RE)	155.749
6/7/1970	Milwaukee (PO)	150	Joe Leonard	Colt-Ford T/C (RE)	108.299
6/14/1970	Langhorne (PO)	150	Bobby Unser	Eagle-Drake Offy T/C (RE)	106.302
6/28/1970	Castle Rock (RC)	150	Mario Andretti	McNamara-Ford (RE)	84.013
7/4/1970	Michigan (PO)	200	Gary Bettenhausen	Gerhardt-Drake-Offy T/C (RE)	144.898
7/26/1970	Indianapolis (RC)	150	Al Unser	Colt-Ford (RE)	92.799
8/22/1970	Springfield (DO)	100	Al Unser	King-Ford (D)	62.300
8/23/1970	Milwaukee (PO)	200	Al Unser	Colt-Ford T/C (RE)	114.304
9/6/1970	Ontario (PO)	500	Jim McElreath	Coyote-Ford T/C (RE)	160.106
9/7/1970	DuQuoin (DO)	100	Al Unser	King-Ford (D)	98.155
9/12/1970	Indianapolis (DO)	100	Al Unser	King-Ford (D)	97.887
9/19/1970	Sedalia (DO)	100	Al Unser	King-Ford (D)	98.039
10/3/1970	Trenton (PO)	254	Al Unser	Colt-Ford T/C (RE)	137.060
10/4/1970	Sacramento (DO)	100	Al Unser	King-Ford (D)	93.384
11/21/1970	Phoenix (PO)	150	Swede Savage	Eagle-Weslake-Ford (RE)	116.807

**1969 ▶▶ 24 RACES (SERIES CHAMPION – MARIO ANDRETTI)**

Date	Circuit (Type)	Distance	Winner	Car	Speed (mph)
3/30/1969	Phoenix (PO)	150	George Follmer	Gilbert-Chevy (RE)	109.853
4/13/1969	Hanford. (PO)	150	Mario Andretti	Hawk-Ford T/C (RE)	N/A
5/30/1969	Indianapolis (PO)	500	Mario Andretti	Hawk-Ford T/C (RE)	156.867
6/8/1969	Milwaukee (PO)	150	Art Pollard	Gerhardt-Drake Offy T/C (RE)	112.157
6/15/1969	Langhorne (PO)	150	Bobby Unser	Eagle-Drake Offy T/C (RE)	112.424
6/29/1969	Pikes Peak (H)	12.4	Mario Andretti	King-Chevrolet (D)	58.520
7/6/1969	Castle Rock (RC)	150	Gordon Johncock	Eagle-Ford (RE)	84.337
7/12/1969	Nazareth (DO)	100	Mario Andretti	Kuzma-Offy (D)	105.851
7/19/1969	Trenton (PO)	200	Mario Andretti	Hawk-Ford T/C (RE)	139.591
7/27/1969	Indianapolis (RC)	100	Dan Gurney	Eagle-Weslake-Ford (RE)	92.053
7/27/1969	Indianapolis (RC)	100	Peter Revson	Brabham-Repco (RE)	94.967
8/17/1969	Milwaukee (PO)	200	Al Unser	Lola-Ford T/C (RE)	106.758
8/18/1969	Springfield (DO)	100	Mario Andretti	Kuzma-Offy (D)	96.642
8/24/1969	Dover (PO)	200	Art Pollard	Gerhardt-Plymouth (RE)	124.978
9/1/1969	DuQuoin (DO)	100	Al Unser	King-Ford (D)	94.724
9/6/1969	Indianapolis (DO)	100	A.J. Foyt	Meskowski-Ford (D)	93.609
9/14/1969	Brainerd (RC)	100	Gordon Johncock	Eagle-Ford (RE)	108.270
9/14/1969	Brainerd (RC)	100	Dan Gurney	Eagle-Weslake-Ford (RE)	112.641
9/21/1969	Trenton (PO)	300	Mario Andretti	Hawk-Ford T/C (RE)	134.385
9/28/1969	Sacramento (DO)	100	Al Unser	King-Ford (D)	93.526
10/19/1969	Kent (RC)	100	Mario Andretti	Hawk-Ford (RE)	85.559
10/19/1969	Kent (RC)	100	Al Unser	Lola-Ford (RE)	84.366
11/15-16/69	Phoenix (PO)	200	Al Unser	Lola-Ford T/C (RE)	110.109
12/7/1969	Riverside (RC)	300	Mario Andretti	Hawk-Ford (RE)	105.797

**1956-1978 United States Auto Club (USAC) Race Winners** *(continued)*

▶ TRACK KEY: (D) Dirt Track; (DO) Dirt Oval; (H) Hill Climb; (PO) Paved Oval; (R) Road Race; (RC) Road/Street Course

▶ CAR KEY: (D) Dirt Car; (R) Roadster; (RE) Rear Engine; T/C Turbocharged; S/C Supercharged

**1968 ▶▶ 28 RACES (SERIES CHAMPION – BOBBY UNSER)**

Date	Circuit (Type)	Distance	Winner	Car	Speed (mph)
3/17/1968	Hanford (PO)	200	Gordon Johncock	Gerhardt-Drake-Offy T/C (RE)	121.511
3/31/1968	Las Vegas. (RC)	150	Bobby Unser	Eagle-Ford (RE)	113.269
4/7/1968	Phoenix (PO)	150	Bobby Unser	Eagle-Drake Offy T/C (RE)	100.938
4/21/1968	Trenton (PO)	150	Bobby Unser	Eagle-Drake Offy T/C (RE)	103.397
5/30/1968	Indianapolis (PO)	500	Bobby Unser	Eagle-Drake Offy T/C (RE)	152.882
6/9/1968	Milwaukee (PO)	150	Lloyd Ruby	Mongoose-Drake Offy T/C (RE)	100.739
6/15/1968	Mosport (RC)	100	Dan Gurney	Eagle-Weslake-Ford (RE)	105.727
6/15/1968	Mosport (RC)	100	Dan Gurney	Eagle-Weslake-Ford (RE)	108.564
6/23/1968	Langhorne (PO)	150	Gordon Johncock	Gerhardt-Drake Offy T/C (RE)	103.463
6/30/1968	Pikes Peak (H)	12.4	Bobby Unser	Unser-Chevrolet (D)	62.530
7/7/1968	Castle Rock (RC)	150	A.J. Foyt	Coyote-Ford (RE)	83.168
7/13/1968	Nazareth (DO)	100	Al Unser	Ward-Offy (D)	100.068
7/21/1968	Indianapolis (RC)	100	Al Unser	Lola-Ford (RE)	96.800
7/21/1968	Indianapolis (RC)	100	Al Unser	Lola-Ford (RE)	86.768
7/28/1968	Langhorne (PO)	100	Al Unser	Lola-Ford (RE)	107.650
7/28/1968	Langhorne (PO)	100	Al Unser	Lola-Ford (RE)	122.328
8/4/1968	St. Jovite (RC)	100	Mario Andretti	Hawk-Ford (RE)	96.490
8/4/1968	St. Jovite (RC)	100	Mario Andretti	Hawk-Ford (RE)	80.030
8/17/68	Springfield (DO)	100	Roger McCluskey	Meskowski-Offy (D)	90.046
8/18/1968	Milwaukee (PO)	200	Lloyd Ruby	Mongoose-Drake Offy T/C (RE)	108.735
9/2/1968	DuQuoin (DO)	100	Mario Andretti	Kuzma-Offy (D)	91.518
9/6/1968	Indianapolis (DO)	100	A.J. Foyt	Meskowski-Offy (D)	93.296
9/22/1968	Trenton (PO)	200	Mario Andretti	Hawk-Drake-Offy T/C (RE)	104.543
9/29/1968	Sacramento (DO)	100	A.J. Foyt	Meskowski-Offy (D)	87.118
10/13/1968	Michigan (PO)	250	Ronnie Bucknum	Eagle-Drake Offy T/C (RE)	161.812
11/3/1968	Hanford (PO)	250	A.J. Foyt	Coyote-Ford T/C (RE)	134.416
11/17/1968	Phoenix (PO)	200	Gary Bettenhausen	Gerhardt-Drake Offy T/C (RE)	104.972
12/1/1968	Riverside (RC)	300	Dan Gurney	Eagle-Weslake-Ford (RE)	111.689

**1967 ▶▶ 21 RACES (SERIES CHAMPION – A.J. FOYT)**

Date	Circuit (Type)	Distance	Winner	Car	Speed (mph)
4/9/1967	Phoenix (PO)	150	Lloyd Ruby	Mongoose-Drake-Offy T/C (RE)	86.296
4/23/1967	Trenton (PO)	150	Mario Andretti	Hawk-Ford (RE)	109.837
5/31/1967	Indianapolis (PO)	500	A.J. Foyt	Coyote-Ford (RE)	151.207
6/4/1967	Milwaukee (PO)	150	Gordon Johncock	Gerhardt-Ford (RE)	98.643
6/18/1967	Langhorne (PO)	150	Lloyd Ruby	Lotus-Ford (RE)	113.380
6/25/1967	Pikes Peak (H)	12.4	Wes Vandervoort	Chevrolet (D)	58.350
7/1/1967	Mosport (RC)	100	Bobby Unser	Eagle-Ford (RE)	102.770
7/1/1967	Mosport (RC)	15	Bobby Unser	Eagle-Ford (RE)	N/A
7/23/1967	Indianapolis (RC)	150	Mario Andretti	Hawk-Ford (RE)	113.612
7/30/1967	Langhorne (PO)	150	Mario Andretti	Hawk-Ford (RE)	113.183
8/6/1967	St. Jovite (RC)	100	Mario Andretti	Hawk-Ford (RE)	91.530
8/6/1967	St. Jovite (RC)	100	Mario Andretti	Hawk-Ford (RE)	96.880
8/19/1967	Springfield (DO)	100	A.J. Foyt	Meskowski-Offy (D)	86.323
8/20/1967	Milwaukee (PO)	200	Mario Andretti	Hawk-Ford (RE)	103.386
9/4/1967	DuQuoin (DO)	100	A.J. Foyt	Meskowski-Offy (D)	93.578
9/9/1967	Indianapolis (DO)	100	Mario Andretti	Kuzma-Offy (D)	93.296
9/24/1967	Trenton (PO)	200	A.J. Foyt	Coyote-Ford (RE)	92.223
10/1/1967	Sacramento (DO)	100	A.J. Foyt	Meskowski-Offy (D)	87.712
10/22/1967	Hanford (PO)	250	Gordon Johncock	Gerhardt-Ford (RE)	127.523
11/19/1967	Phoenix (PO)	200	Mario Andretti	Hawk-Ford (RE)	104.972
11/28/1967	Riverside (RC)	300	Dan Gurney	Eagle-Weslake-Ford (RE)	107.170

**1956-1978 United States Auto Club (USAC) Race Winners (continued)**

▶ TRACK KEY: (D) Dirt Track; (DO) Dirt Oval; (H) Hill Climb; (PO) Paved Oval; (R) Road Race; (RC) Road/Street Course

▶ CAR KEY: (D) Dirt Car; (R) Roadster; (RE) Rear Engine; T/C Turbocharged; S/C Supercharged

**1966 ▶▶ 16 RACES (SERIES CHAMPION – MARIO ANDRETTI)**

Date	Circuit (Type)	Distance	Winner	Car	Speed (mph)
3/20/1966	Phoenix (PO)	150	Jim McElreath	Brabham-Ford (RE)	98.828
4/24/1966	Trenton (PO)	102	Rodger Ward	Lola-Drake Offy S/C (RE)	99.904
5/30/1966	Indianapolis (PO)	500	Graham Hill	Lola-Ford (RE)	144.317
6/5/1966	Milwaukee (PO)	100	Mario Andretti	Hawk-Ford (RE)	96.515
6/12/1966	Langhorne (PO)	100	Mario Andretti	Hawk-Ford (RE)	98.690
6/26/1966	Atlanta (PO)	300	Mario Andretti	Hawk-Ford (RE)	139.319
7/4/1966	Pikes Peak (H)	12.4	Bobby Unser	Unser-Chevrolet (D)	60.040
7/24/1966	Indianapolis (RC)	150	Mario Andretti	Hawk-Ford (RE)	95.373
8/7/1966	Langhorne (PO)	150	Roger McCluskey	Eagle-Ford (RE)	108.493
8/20/1966	Springfield (DO)	100	Don Branson	Watson-Offy (D)	95.243
8/27/1966	Milwaukee (PO)	200	Mario Andretti	Hawk-Ford (RE)	104.061
9/5/1966	DuQuoin (DO)	100	Bud Tingelstad	Meskowski-Offy (D)	95.102
9/10/1966	Indianapolis (DO)	100	Mario Andretti	Kuzma-Offy (D)	96.582
9/25/1966	Trenton (PO)	200	Mario Andretti	Hawk-Ford (RE)	105.127
10/23/1966	Sacramento (DO)	100	Dick Atkins	Watson-Offy (D)	88.568
11/20/1966	Phoenix (PO)	200	Mario Andretti	Hawk-Ford (RE)	104.697

**1965 ▶▶ 18 RACES (SERIES CHAMPION – MARIO ANDRETTI)**

Date	Circuit (Type)	Distance	Winner	Car	Speed (mph)
3/28/1965	Phoenix (PO)	150	Don Branson	Watson-Offy (R)	106.456
4/25/1965	Trenton (PO)	87	Jim McElreath	Brabham-Offy (RE)	96.184
5/31/1965	Indianapolis (PO)	500	Jim Clark	Lotus-Ford (RE)	150.686
6/6/1965	Milwaukee (PO)	100	Parnelli Jones	Lotus-Ford (RE)	101.743
6/20/1965	Langhorne (PO)	100	Jim McElreath	Brabham-Offy (RE)	89.108
7/4/1965	Pikes Peak (H)	12.4	Al Unser	Eisert-Chevrolet (RE)	57.740
7/18/1965	Trenton (PO)	150	A.J. Foyt	Lotus-Ford (RE)	98.522
7/25/1965	Indianapolis (RC)	150	Mario Andretti	Hawk-Ford (RE)	101.656
8/1/1965	Atlanta (PO)	250	Johnny Rutherford	Watson-Ford (RE)	141.728
8/8/1965	Langhorne (PO)	150	Jim McElreath	Brabham-Offy (RE)	104.857
8/14/1965	Milwaukee (PO)	150	Joe Leonard	Halibrand-Ford (RE)	97.276
8/21/1965	Springfield (DO)	100	A.J. Foyt	Meskowski-Offy (D)	96.174
8/22/1965	Milwaukee (PO)	200	Gordon Johncock	Gerhardt-Offy (RE)	100.474
9/6/1965	DuQuoin (DO)	100	Don Branson	Watson-Offy (D)	88.792
9/18/1965	Indianapolis (DO)	100	A.J. Foyt	Meskowski-Offy (D)	84.849
9/26/1965	Trenton (PO)	200	A.J. Foyt	Lotus-Ford (RE)	99.853
10/24/1965	Sacramento (DO)	100	Don Branson	Watson-Offy (D)	86.710
11/21/1965	Phoenix (PO)	200	A.J. Foyt	Lotus-Ford (RE)	99.990

**1964 ▶▶ 13 RACES (SERIES CHAMPION – A.J. FOYT)**

Date	Circuit (Type)	Distance	Winner	Car	Speed (mph)
3/22/1964	Phoenix (PO)	100	A.J. Foyt	Watson-Offy (R)	107.536
4/19/1964	Trenton (PO)	100	A.J. Foyt	Watson-Offy (R)	104.530
5/30/1964	Indianapolis (PO)	500	A.J. Foyt	Watson-Offy (R)	147.350
6/7/1964	Milwaukee (PO)	100	A.J. Foyt	Watson-Offy (R)	100.346
6/21/1964	Langhorne (DO)	100	A.J. Foyt	Meskowski-Offy (D)	89.108
7/19/1964	Trenton (PO)	150	A.J. Foyt	Watson-Offy (R)	105.590
8/22/1964	Springfield (DO)	100	A.J. Foyt	Meskowski-Offy (D)	95.238
8/23/1964	Milwaukee (PO)	200	Parnelli Jones	Lotus-Ford (RE)	104.751
9/7/1964	DuQuoin (DO)	100	A.J. Foyt	Meskowski-Offy (D)	97.800
9/26/1964	Indianapolis (DO)	100	A.J. Foyt	Meskowski-Offy (D)	89.056
9/27/1964	Trenton (PO)	200	Parnelli Jones	Lotus-Ford (RE)	96.415
10/25/1964	Sacramento (DO)	100	A.J. Foyt	Meskowski-Offy (D)	91.451
11/22/1964	Phoenix (PO)	200	Lloyd Ruby	Halibrand-Offy (RE)	107.736

**1956-1978 United States Auto Club (USAC) Race Winners** *(continued)*

▶ TRACK KEY: (D) Dirt Track; (DO) Dirt Oval; (H) Hill Climb; (PO) Paved Oval; (R) Road Race; (RC) Road/Street Course

▶ CAR KEY: (D) Dirt Car; (R) Roadster; (RE) Rear Engine; T/C Turbocharged; S/C Supercharged

**1963 ▶▶ 12 RACES (SERIES CHAMPION – A.J. FOYT)**

Date	Circuit (Type)	Distance	Winner	Car	Speed (mph)
4/21/1963	Trenton (PO)	100	A.J. Foyt	Meskowski-Offy (D)	104.530
5/30/1963	Indianapolis (PO)	500	Parnelli Jones	Watson-Offy (R)	143.137
6/9/1963	Milwaukee (PO)	100	Rodger Ward	Watson-Offy (R)	100.561
6/23/1963	Langhorne (DO)	100	A.J. Foyt	Meskowski-Offy (D)	104.036
7/28/1963	Trenton (PO)	150	A.J. Foyt	Trevis-Offy (R)	100.403
8/17/1963	Springfield (DO)	100	Rodger Ward	Watson-Offy (D)	95.557
8/18/1963	Milwaukee (PO)	200	Jim Clark	Lotus-Ford (RE)	104.452
9/2/1963	DuQuoin (DO)	100	A.J. Foyt	Meskowski-Offy (D)	95.234
9/14/1963	Indianapolis (DO)	100	Rodger Ward	Watson-Offy (D)	93.545
9/22/1963	Trenton (PO)	200	A.J. Foyt	Trevis-Offy (R)	101.358
10/27/1963	Sacramento (DO)	100	Rodger Ward	Watson-Offy (D)	92.174
11/17/1963	Phoenix (DO)	100	Rodger Ward	Watson-Offy (D)	85.010

**1962 ▶▶ 13 RACES (SERIES CHAMPION – RODGER WARD)**

Date	Circuit (Type)	Distance	Winner	Car	Speed (mph)
4/8/1962	Trenton (PO)	100	A.J. Foyt	Meskowski-Offy (D)	101.101
5/30/1962	Indianapolis (PO)	500	Rodger Ward	Watson-Offy (R)	140.293
6/10/1962	Milwaukee (PO)	100	A.J. Foyt	Trevis-Offy (R)	100.700
7/1/1962	Langhorne (DO)	100	A.J. Foyt	Meskowski-Offy (D)	93.186
7/22/1962	Trenton (PO)	142	Rodger Ward	Watson-Offy (R)	100.076
8/18/1962	Springfield (DO)	100	Jim Hurtubise	Kuzma-Offy (D)	92.625
8/19/1962	Milwaukee (PO)	200	Rodger Ward	Watson-Offy (R)	100.017
8/26/1962	Langhorne (DO)	100	Don Branson	Watson-Offy (D)	104.799
9/8/1962	Syracuse (DO)	100	Rodger Ward	Watson-Offy (D)	95.571
9/15/1962	Indianapolis (DO)	100	Parnelli Jones	Kuzma-Offy (D)	90.604
9/23/1962	Trenton (PO)	200	Don Branson	Watson-Offy (D)	102.529
10/28/1962	Sacramento (DO)	100	A.J. Foyt	Meskowski-Offy (D)	97.220
11/18/1962	Phoenix (DO)	51	Bobby Marshman	Meskowski-Offy (D)	92.124

**1961 ▶▶ 12 RACES (SERIES CHAMPION – A.J. FOYT)**

Date	Circuit (Type)	Distance	Winner	Car	Speed (mph)
4/9/1961	Trenton (PO)	100	Eddie Sachs	Kuzma-Offy (D)	98.679
5/30/1961	Indianapolis (PO)	500	A.J. Foyt	Trevis-Offy (R)	139.130
6/4/1961	Milwaukee (PO)	100	Rodger Ward	Watson-Offy (R)	103.860
6/18/1961	Langhorne (DO)	100	A.J. Foyt	Meskowski-Offy (D)	99.601
8/20/1961	Milwaukee (PO)	200	Lloyd Ruby	Watson-Offy (R)	101.638
8/21/1961	Springfield (DO)	100	Jim Hurtubise	Kuzma-Offy (D)	98.040
9/4/1961	DuQuoin (DO)	100	A.J. Foyt	Meskowski-Offy (D)	92.755
9/9/1961	Syracuse (DO)	100	Rodger Ward	Watson-Offy (D)	95.090
9/16/1961	Indianapolis (DO)	100	A.J. Foyt	Meskowski-Offy (D)	92.369
9/24/1961	Trenton (PO)	100	Eddie Sachs	Kuzma-Offy (D)	101.013
10/29/1961	Sacramento (DO)	100	Rodger Ward	Ward-Offy (D)	88.799
11/19/1961	Phoenix (DO)	89	Parnelli Jones	Kuzma-Offy (D)	N/A

**1960 ▶▶ 12 RACES (SERIES CHAMPION – A.J. FOYT)**

Date	Circuit (Type)	Distance	Winner	Car	Speed (mph)
4/10/1960	Trenton (PO)	100	Rodger Ward	Watson-Offy (D)	94.486
5/30/1960	Indianapolis (PO)	500	Jim Rathmann	Watson-Offy (R)	138.767
6/5/1960	Milwaukee (PO)	100	Rodger Ward	Watson-Offy (R)	99.465
6/19/1960	Langhorne (DO)	100	Jim Hurtubise	Kuzma-Offy (D)	100.786
8/20/1960	Springfield (DO)	100	Jim Packard	Lesovsky-Offy (D)	90.600
8/5/1960	Milwaukee (PO)	200	Len Sutton	Watson-Offy (R)	100.131
9/5/1960	DuQuoin (DO)	100	A.J. Foyt	Meskowski-Offy (D)	93.351
9/10/1960	Syracuse (DO)	100	Bobby Grim	Meskowski-Offy (D)	93.258
9/17/1960	Indianapolis (DO)	100	A.J. Foyt	Meskowski-Offy (D)	89.286
9/25/1960	Trenton (PO)	100	Eddie Sachs	Kuzma-Offy (D)	99.223
10/30/1960	Sacramento (DO)	100	A.J. Foyt	Meskowski-Offy (D)	84.796
11/20/1960	Phoenix (DO)	100	A.J. Foyt	Meskowski-Offy (D)	89.079

**1956-1978 United States Auto Club (USAC) Race Winners** *(continued)*

▶ TRACK KEY: (D) Dirt Track; (DO) Dirt Oval; (H) Hill Climb; (PO) Paved Oval; (R) Road Race; (RC) Road/Street Course

▶ CAR KEY: (D) Dirt Car; (R) Roadster; (RE) Rear Engine; T/C Turbocharged; S/C Supercharged

**1959 ▶▶ 13 RACES (SERIES CHAMPION – RODGER WARD)**

Date	Circuit (Type)	Distance	Winner	Car	Speed (mph)
4/4/1959	Daytona (PO)	100	Jim Rathmann	Watson-Offy (D)	170.261
4/19/1959	Trenton (PO)	100	Tony Bettenhausen	Kuzma-Offy (D)	91.160
5/30/1959	Indianapolis (PO)	500	Rodger Ward	Watson-Offy (R)	135.857
6/7/1959	Milwaukee (PO)	100	Johnny Thomson	Lesovsky-Offy (R)	98.609
6/14/1959	Langhorne (DO)	100	Van Johnson	Kurtis-Offy (D)	99.553
8/22/1959	Springfield (DO)	100	Len Sutton	Kuzma-Offy (D)	95.186
8/30/1959	Milwaukee (PO)	200	Rodger Ward	Watson-Offy (R)	96.445
9/7/1959	DuQuoin (DO)	100	Rodger Ward	Watson-Offy (D)	93.267
9/12/1959	Syracuse (DO)	100	Eddie Sachs	Meskowski-Offy (D)	94.122
9/19/1959	Indianapolis (DO)	100	Rodger Ward	Watson-Offy (D)	91.032
9/27/1959	Trenton (PO)	100	Eddie Sachs	Meskowski-Offy (D)	97.398
10/18/1959	Phoenix (DO)	100	Tony Bettenhausen	Kuzma-Offy (D)	89.458
10/25/1959	Sacramento (DO)	100	Jim Hurtubise	Kuzma-Offy (D)	86.465

**1958 ▶▶ 13 RACES (SERIES CHAMPION – TONY BETTENHAUSEN)**

Date	Circuit (Type)	Distance	Winner	Car	Speed (mph)
3/30/1958	Trenton (PO)	100	Len Sutton	Kuzma-Offy (D)	95.527
5/30/1958	Indianapolis (PO)	500	Jimmy Bryan	Salih-Offy (R)	133.791
6/8/1958	Milwaukee (PO)	100	Art Bisch	Kuzma-Offy (D)	94.013
6/15/1958	Langhorne (DO)	100	Eddie Sachs	Kuzma-Offy (D)	91.977
7/4/1958	Atlanta (DO)	100	Jud Larson	Watson-Offy (D)	87.146
8/16/1958	Springfield (DO)	100	Johnny Thomson	Kuzma-Offy (D)	98.137
8/24/1958	Milwaukee (PO)	200	Rodger Ward	Lesovsky-Offy (R)	97.864
9/1/1958	DuQuoin (DO)	100	Johnny Thomson	Kuzma-Offy (D)	94.753
9/6/1958	Syracuse (DO)	100	Johnny Thomson	Kuzma-Offy (D)	94.953
9/13/1958	Indianapolis (DO)	100	Eddie Sachs	Kuzma-Offy (D)	92.142
9/28/1958	Trenton (PO)	100	Rodger Ward	Lesovsky-Offy (R)	99.368
10/26/1958	Sacramento (DO)	100	Johnny Thomson	Kuzma-Offy (D)	89.175
11/11/1958	Phoenix (DO)	100	Jud Larson	Lesovsky-Offy (D)	92.738

**1957 ▶▶ 13 RACES (SERIES CHAMPION – JIMMY BRYAN)**

Date	Circuit (Type)	Distance	Winner	Car	Speed (mph)
5/30/1957	Indianapolis (PO)	500	Sam Hanks	Salih-Offy (R)	135.601
6/2/1957	Langhorne (DO)	100	Johnny Thomson	Kuzma-Offy (D)	100.174
6/9/1957	Milwaukee (PO)	100	Rodger Ward	Lesovsky-Offy S/C (R)	97.789
6/23/1957	Detroit (DO)	100	Jimmy Bryan	Kuzma-Offy (D)	86.900
7/4/1957	Atlanta (DO)	100	George Amick	Lesovsky-Offy (D)	89.995
8/17/1957	Springfield (DO)	100	Rodger Ward	Lesovsky-Offy (D)	96.015
8/25/1957	Milwaukee (PO)	200	Jim Rathmann	Epperly-Offy (R)	98.133
9/2/1957	DuQuoin (DO)	100	Jud Larson	Watson-Offy (D)	90.948
9/7/1957	Syracuse (DO)	100	Elmer George	Watson-Offy (D)	94.294
9/13/1957	Indianapolis (DO)	100	Eddie Sachs	Kuzma-Offy (D)	92.142
9/29/1957	Trenton (PO)	100	Pat O'Connor	Kuzma-Offy (R)	100.379
10/20/1957	Sacramento (DO)	100	Rodger Ward	Lesovsky-Offy (D)	90.965
11/11/1957	Phoenix (DO)	100	Jimmy Bryan	Kuzma-Offy (D)	86.001

**1956 ▶▶ 12 RACES (SERIES CHAMPION – JIMMY BRYAN)**

Date	Circuit (Type)	Distance	Winner	Car	Speed (mph)
5/30/1956	Indianapolis (PO)	500	Pat Flaherty	Watson-Offy (R)	128.490
6/10/1956	Milwaukee (PO)	100	Pat Flaherty	Watson-Offy (R)	98.846
6/24/1956	Langhorne (DO)	100	George Amick	Kuzma-Offy (D)	95.212
7/4/1956	Darlington (PO)	200	Pat O'Connor	Templeton-Offy (D)	125.883
7/14/1956	Atlanta (DO)	200	Eddie Sachs	Clemens-Scopa-Offy (D)	N/A
8/18/1956	Springfield (DO)	100	Jimmy Bryan	Kuzma-Offy (D)	88.471
8/26/1956	Milwaukee (PO)	250	Jimmy Bryan	Kuzma-Offy (D)	92.736
9/3/1956	DuQuoin (DO)	100	Jimmy Bryan	Kuzma-Offy (D)	91.706
9/8/1956	Syracuse (DO)	100	Tony Bettenhausen	Kuzma-Offy (D)	90.804
9/15/1956	Indianapolis (DO)	100	Jimmy Bryan	Kuzma-Offy (D)	80.727
10/21/1956	Sacramento (DO)	100	Jud Larson	Watson-Offy (D)	86.797
11/12/1956	Phoenix (DO)	100	George Amick	Lesovsky-Offy (D)	91.826

**1909-1955 American Automobile Association (AAA) Race Winners**

▶ TRACK KEY: (B) Board Track; (BE) Beach Race; (BR) Brick Track; (C) Concrete Oval; (D) Dirt Track; (DO) Dirt Oval; (H) Hill Climb; (PO) Paved Oval; (PP) Point-to-Point Race; (R) Road Race; (RC) Road/Street Course

▶ CAR KEY: (D) Dirt Car; (FD) Front Drive; (R) Roadster; (RE) Rear Engine; S/C Supercharged

**1955 ▶▶ 11 RACES (SERIES CHAMPION – BOB SWEIKERT)**

Date	Circuit (Type)	Distance	Winner	Car	Speed (mph)
5/30/1955	Indianapolis (PO)	500	Bob Sweikert	Kurtis-Offy (R)	128.210
6/5/1955	Milwaukee (PO)	100	Johnny Thomson	Watson-Offy (D)	98.800
6/19-26/55	Langhorne (DO)	100	Jimmy Bryan	Kuzma-Offy (D)	95.730
8/20/1955	Springfield (DO)	100	Jimmy Bryan	Kuzma-Offy (D)	90.520
8/28/1955	Milwaukee (PO)	250	Pat Flaherty	Kurtis-Offy (R)	95.020
9/5/1955	DuQuoin (DO)	100	Jimmy Bryan	Kuzma-Offy (D)	93.580
9/5/1955	Pikes Peak (H)	12.4	Bob Finney	Lincoln (D)	51.560
9/10/1955	Syracuse (DO)	100	Bob Sweikert	Watson-Offy (D)	92.990
9/17/1955	Indianapolis (DO)	100	Jimmy Bryan	Kuzma-Offy (D)	83.980
10/16/1955	Sacramento (DO)	100	Jimmy Bryan	Kuzma-Offy (D)	86.210
11/6/1955	Phoenix (DO)	97	Jimmy Bryan	Kuzma-Offy (D)	N/A

**1954 ▶▶ 13 RACES (SERIES CHAMPION – JIMMY BRYAN)**

Date	Circuit (Type)	Distance	Winner	Car	Speed (mph)
5/31/1954	Indianapolis (PO)	500	Bill Vukovich	Kurtis-Offy (R)	130.840
6/6/1954	Milwaukee (PO)	100	Chuck Stevenson	Kuzma-Offy (D)	87.520
6/21/1954	Langhorne (DO)	100	Jimmy Bryan	Kuzma-Offy (D)	97.560
7/5/1954	Darlington (PO)	100	Manuel Ayulo	Kuzma-Offy (D)	123.010
8/21/1954	Springfield (DO)	100	Jimmy Davies	Ewing-Offy (D)	92.570
8/29/1954	Milwaukee (PO)	250	Manuel Ayulo	Kuzma-Offy (D)	96.260
9/6/1954	DuQuoin (DO)	100	Sam Hanks	Kurtis-Offy (D)	89.980
9/6/1954	Pikes Peak (H)	12.4	Keith Andrews	Offy (D)	50.830
9/11/1954	Syracuse (DO)	100	Bob Sweikert	Kurtis-Offy (D)	90.030
9/18/1954	Indianapolis (DO)	100	Jimmy Bryan	Kuzma-Offy (D)	84.650
10/17/1954	Sacramento (DO)	100	Jimmy Bryan	Kuzma-Offy (D)	85.310
11/8/1954	Phoenix (DO)	97	Jimmy Bryan	Kuzma-Offy (D)	84.400
11/14/1954	Las Vegas (DO)	97	Jimmy Bryan	Kuzma-Offy (D)	84.820

**1953 ▶▶ 12 RACES (SERIES CHAMPION – SAM HANKS)**

Date	Circuit (Type)	Distance	Winner	Car	Speed (mph)
5/30/1953	Indianapolis (PO)	500	Bill Vukovich	Kurtis-Offy (R)	130.840
6/7/1953	Milwaukee (DO)	100	Jack McGrath	Kurtis-Offy (D)	93.730
6/21/1953	Springfield (DO)	100	Rodger Ward	Kurtis-Offy (D)	89.480
7/4/1953	Detroit (DO)	51	Rodger Ward	Kurtis-Offy (D)	N/A
8/22/1953	Springfield (DO)	100	Sam Hanks	Kurtis-Offy (D)	90.800
8/30/1953	Milwaukee (DO)	200	Chuck Stevenson	Kuzma-Offy (D)	89.940
9/7/1953	DuQuoin (DO)	100	Sam Hanks	Kurtis-Offy (D)	89.980
9/7/1953	Pikes Peak (H)	12.4	Louis Unser	Kurtis-Offy (D)	48.840
9/12/1953	Syracuse (DO)	100	Tony Bettenhausen	Kurtis-Offy (D)	74.070
9/26/1953	Indianapolis (DO)	100	Bob Sweikert	Kuzma-Offy (D)	87.190
10/25/1953	Sacramento (DO)	100	Jimmy Bryan	Kurtis-Offy (D)	79.790
11/11/1953	Phoenix (DO)	100	Tony Bettenhausen	Kurtis-Offy (D)	83.860

**1952 ▶▶ 12 RACES (SERIES CHAMPION – CHUCK STEVENSON)**

Date	Circuit (Type)	Distance	Winner	Car	Speed (mph)
5/30/1952	Indianapolis (PO)	500	Troy Ruttman	Kuzma-Offy (D)	128.920
6/8/1952	Milwaukee (DO)	100	Mike Nazaruk	Kurtis-Offy (D)	91.350
7/4/1952	Raleigh (PO)	500	Troy Ruttman	Kuzma-Offy (D)	89.100
8/16/1952	Springfield (DO)	100	Bill Schindler	Nichels-Offy (D)	94.340
8/24/1952	Milwaukee (DO)	200	Chuck Stevenson	Kurtis-Offy (D)	81.390
8/30/1952	Detroit (DO)	100	Bill Vukovich	Kuzma-Offy (D)	81.560
9/1/1952	Pikes Peak (H)	12.4	George Hammond	Kurtis-Offy (D)	47.870
9/1/1952	DuQuoin (DO)	100	Chuck Stevenson	Kurtis-Offy (D)	88.300
9/6/1952	Syracuse (DO)	100	Jack McGrath	Kurtis-Offy (D)	89.200
9/28/1952	Denver (DO)	100	Bill Vukovich	Kuzma-Offy (D)	88.040
11/2/1952	San Jose (DO)	100	Bobby Ball	Kurtis-Offy (D)	N/A
11/11/1952	Phoenix (DO)	100	Johnnie Parsons	Kurtis-Offy (D)	85.870



**1909-1955 American Automobile Association (AAA) Race Winners** *(continued)*

- ▶ TRACK KEY: (B) Board Track; (BE) Beach Race; (BR) Brick Track; (C) Concrete Oval; (D) Dirt Track; (DO) Dirt Oval; (H) Hill Climb; (PO) Paved Oval; (PP) Point-to-Point Race; (R) Road Race; (RC) Road/Street Course  
 ▶ CAR KEY: (D) Dirt Car; (FD) Front Drive; (R) Roadster; (RE) Rear Engine; S/C Supercharged

**1951 ▶▶ 15 RACES (SERIES CHAMPION – TONY BETTENHAUSEN)**

Date	Circuit (Type)	Distance	Winner	Car	Speed (mph)
5/30/1951	Indianapolis (PO)	500	Lee Wallard	Kurtis-Offy (D)	126.240
6/10/1951	Milwaukee (DO)	100	Tony Bettenhausen	Kurtis-Offy (D)	90.150
6/24/1951	Langhorne (DO)	100	Tony Bettenhausen	Kurtis-Offy (D)	92.360
7/4/1951	Darlington (PO)	250	Walt Faulkner	Kuzma-Offy (D)	104.510
8/18/1951	Springfield (DO)	100	Tony Bettenhausen	Kurtis-Offy (D)	90.050
8/26/1951	Milwaukee (DO)	200	Walt Faulkner	Kuzma-Offy (D)	91.350
9/1/1951	DuQuoin (DO)	100	Tony Bettenhausen	Kurtis-Offy (D)	88.310
9/3/1951	DuQuoin (DO)	101	Tony Bettenhausen	Kurtis-Offy (D)	86.560
9/3/1951	Pikes Peak (H)	12.6	Al Rogers	Offy (D)	47.580
9/8/1951	Syracuse (DO)	67	Tony Bettenhausen	Kurtis-Offy (D)	N/A
9/9/1951	Detroit (DO)	100	Paul Russo	Nichels-Offy (D)	83.620
9/23/1951	Denver (DO)	100	Tony Bettenhausen	Kurtis-Offy (D)	86.600
10/21/1951	San Jose (DO)	100	Tony Bettenhausen	Kurtis-Offy (D)	81.760
11/4/1951	Phoenix (DO)	100	Johnnie Parsons	Kurtis-Offy (D)	84.630
11/11/1951	Bay Meadows (DO)	100	Johnnie Parsons	Kurtis-Offy (D)	87.700

**1950 ▶▶ 13 RACES (SERIES CHAMPION – HENRY BANKS)**

Date	Circuit (Type)	Distance	Winner	Car	Speed (mph)
5/30/1950	Indianapolis (PO)	345	Johnnie Parsons	Kurtis-Offy (R)	124.000
6/11/1950	Milwaukee (DO)	100	Tony Bettenhausen	Wetteroth-Offy (D)	85.020
6/25/1950	Langhorne (DO)	100	Jack McGrath	Kurtis-Offy (D)	88.510
8/19/1950	Springfield (DO)	100	Paul Russo	Nichels-Offy (D)	91.260
9/4/1950	Milwaukee (DO)	200	Walt Faulkner	Kurtis-Offy (D)	90.610
9/4/1950	Pikes Peak (H)	12.42	Al Rogers	Offy (D)	47.610
9/9/1950	Syracuse (DO)	100	Jack McGrath	Kurtis-Offy (D)	87.340
9/10/1950	Detroit (DO)	100	Henry Banks	Moore-Offy (D)	82.840
10/1/1950	Springfield (DO)	100	Tony Bettenhausen	Kurtis-Offy (D)	87.630
10/15/1950	Sacramento (DO)	100	Duke Dinsmore	Kurtis-Offy (D)	82.460
11/12/1950	Phoenix (DO)	100	Jimmy Davies	Ewing-Offy (D)	78.010
11/26/1950	Bay Meadows (DO)	149	Tony Bettenhausen	Kurtis-Offy (D)	86.160
12/10/1950	Darlington (PO)	200	Johnnie Parsons	Nichels-Russo-Offy (D)	104.650

**1949 ▶▶ 14 RACES (SERIES CHAMPION – JOHNNIE PARSONS)**

Date	Circuit (Type)	Distance	Winner	Car	Speed (mph)
4/24/1949	Dallas (DO)	100	Johnnie Parsons	Kurtis-Offy (D)	N/A
5/30/1949	Indianapolis (PO)	500	Bill Holland	Deidt-Offy (R)	121.320
6/5/1949	Milwaukee (DO)	100	Myron Fohr	Marchese-Offy (D)	83.810
6/19/1949	Trenton (DO)	100	Myron Fohr	Marchese-Offy (D)	75.770
8/20/1949	Springfield (DO)	100	Mel Hansen	Lesovsky-Offy (D)	87.510
8/28/1949	Milwaukee (DO)	200	Johnnie Parsons	Kurtis-Offy (D)	85.810
9/3/1949	DuQuoin (DO)	100	Tony Bettenhausen	Kurtis-Offy S/C (D)	90.050
9/5/1949	Pikes Peak (H)	12.42	Al Rogers	Offy (D)	46.850
9/10/1949	Syracuse (DO)	100	Johnnie Parsons	Kurtis-Offy (D)	85.000
9/11/1949	Detroit (DO)	100	Tony Bettenhausen	Kurtis-Offy S/C (D)	81.260
9/25/1949	Springfield (DO)	100	Johnnie Parsons	Kurtis-Offy (D)	91.720
10/16/1949	Langhorne (DO)	100	Johnnie Parsons	Kurtis-Offy (D)	92.390
10/30/1949	Sacramento (DO)	100	Fred Agabashian	Kurtis-Offy (D)	84.480
11/6/1949	Del Mar (DO)	100	Jimmy Davies	Ewing-Offy (D)	85.35

**1909-1955 American Automobile Association (AAA) Race Winners (continued)**

- ▶ TRACK KEY: (B) Board Track; (BE) Beach Race; (BR) Brick Track; (C) Concrete Oval; (D) Dirt Track; (DO) Dirt Oval; (H) Hill Climb; (PO) Paved Oval; (PP) Point-to-Point Race; (R) Road Race; (RC) Road/Street Course  
 ▶ CAR KEY: (D) Dirt Car; (FD) Front Drive; (R) Roadster; (RE) Rear Engine; S/C Supercharged

**1948 ▶▶ 12 RACES (SERIES CHAMPION – TED HORN)**

Date	Circuit (Type)	Distance	Winner	Car	Speed (mph)
4/25/1948	Dallas (DO)	100	Ted Horn	Horn-Offy (D)	78.640
5/31/1948	Indianapolis (PO)	500	Mauri Rose	Deidt-Offy (R)	119.810
6/6/1948	Milwaukee (DO)	100	Emil Andres	Kurtis-Offy (D)	85.310
6/20/1948	Langhorne (DO)	100	Walt Brown	Kurtis-Offy (D)	89.620
8/15/1948	Milwaukee (DO)	100	Johnny Mantz	Kurtis-Offy (D)	85.320
8/21/1948	Springfield (DO)	100	Ted Horn	Horn-Offy (D)	90.520
8/29/1948	Milwaukee (DO)	100	Bettenhausen/Fohr	Marchese-Offy (D)	86.730
9/4/1948	DuQuoin (DO)	100	Lee Wallard	Meyer-Offy S/C (D)	90.050
9/6/1948	Atlanta (DO)	100	Mel Hansen	Wetteroth-Offy S/C (D)	79.270
9/6/1948	Pikes Peak (H)	12.42	Al Rogers	Offy (D)	47.070
9/19/1948	Springfield (DO)	100	Myron Fohr	Marchese-Offy (D)	88.690
10/10/1948	DuQuoin (DO)	100	Johnnie Parsons	Kurtis-Offy (D)	83.570

**1947 ▶▶ 11 RACES (SERIES CHAMPION – TED HORN)**

Date	Circuit (Type)	Distance	Winner	Car	Speed (mph)
5/30/1947	Indianapolis (PO)	500	Mauri Rose	Deidt-Offy (R)	116.330
6/8/1947	Milwaukee (DO)	100	Bill Holland	Wetteroth-Offy (D)	85.310
6/22/1947	Langhorne (DO)	100	Bill Holland	Wetteroth-Offy (D)	87.720
7/4/1947	Atlanta (DO)	77	Walt Ader	Adams-Offy (D)	75.210
7/13/1947	Bainbridge (DO)	90	Ted Horn	Horn-Offy (D)	85.700
7/27/1947	Milwaukee (DO)	100	Charles Van Acker	Stevens-Offy (D)	85.960
8/17/1947	Goshen (DO)	100	Tony Bettenhausen	Stevens-Offy (D)	80.460
8/24/1947	Milwaukee (DO)	100	Ted Horn	Horn-Offy (D)	84.330
9/1/1947	Pikes Peak (H)	12.5	Louis Unser	Maserati S/C (R)	44.940
9/28/1947	Springfield (DO)	100	Tony Bettenhausen	Stevens-Offy (D)	92.510
11/2/1947	Dallas (DO)	100	Ted Horn	Horn-Offy (D)	86.000

**1946 ▶▶ 6 RACES (SERIES CHAMPION – TED HORN)**

Date	Circuit (Type)	Distance	Winner	Car	Speed (mph)
5/30/1946	Indianapolis (PO)	500	George Robson	Adams-Sparks S/C (R)	114.820
6/30/1946	Langhorne (DO)	100	Rex Mays	Stevens-Winfield S/C (R)	85.140
9/2/1946	Atlanta (DO)	98	George Connor	Kurtis-Offy (D)	N/A
9/15/1946	Indianapolis (DO)	100	Rex Mays	Stevens-Winfield S/C (R)	78.880
9/22/1946	Milwaukee (DO)	100	Rex Mays	Stevens-Winfield S/C (R)	84.810
10/6/1946	Goshen (DO)	100	Tony Bettenhausen	Wetteroth-Offy (D)	77.750

**1942-1945**

No racing during World War II.

**1941 ▶▶ 3 RACES – SERIES CHAMPION REX MAYS**

Date	Circuit (Type)	Distance	Winner	Car	Speed (mph)
5/30/41	Indianapolis (PO)	500	Davis/Rose	Wetteroth-Offy	115.117
8/24/41	Milwaukee (DO)	100	Rex Mays	Stevens-Winfield S/C	82.249
9/1/41	Syracuse (DO)	100	Rex Mays	Stevens-Winfield S/C	84.557

**1940 ▶▶ 3 RACES – SERIES CHAMPION REX MAYS**

Date	Circuit (Type)	Distance	Winner	Car	Speed (mph)
5/30/40	Indianapolis (PO)	500	Wilbur Shaw	Maserati S/C	114.277
8/24/40	Springfield (DO)	100	Rex Mays	Stevens-Winfield S/C	87.45
9/2/40	Syracuse (DO)	100	Rex Mays	Stevens-Winfield S/C	85.254

**1909-1955 American Automobile Association (AAA) Race Winners** *(continued)*

- ▶ TRACK KEY: (B) Board Track; (BE) Beach Race; (BR) Brick Track; (C) Concrete Oval; (D) Dirt Track; (DO) Dirt Oval; (H) Hill Climb; (PO) Paved Oval; (PP) Point-to-Point Race; (R) Road Race; (RC) Road/Street Course  
 ▶ CAR KEY: (D) Dirt Car; (FD) Front Drive; (R) Roadster; (RE) Rear Engine; S/C Supercharged

**1939 ▶▶ 3 RACES – SERIES CHAMPION WILBUR SHAW**

Date	Circuit (Type)	Distance	Winner	Car	Speed (mph)
5/30/39	Indianapolis (PO)	500	Wilbur Shaw	Maserati S/C	115.035
8/27/39	Milwaukee (DO)	100	Babe Stapp	Stevens-Offy	83.651
9/2/39	Syracuse (DO)	100	Mauri Rose	Wetteroth-Offy	74.899

**1938 ▶▶ 2 RACES – SERIES CHAMPION FLOYD ROBERTS**

Date	Circuit (Type)	Distance	Winner	Car	Speed (mph)
5/30/38	Indianapolis (BR)	500	Floyd Roberts	Wetteroth-Offy	117.20
9/10/38	Syracuse (DO)	100	Jimmy Snyder	Lencki-Offy	84.20

**1937 ▶▶ 3 RACES – SERIES CHAMPION WILBUR SHAW**

Date	Circuit (Type)	Distance	Winner	Car	Speed (mph)
5/31/37	Indianapolis (BR)	500	Wilbur Shaw	Shaw-Stevens-Offy	113.58
7/5/37	Long Island (RC)	300	Bernd Rosemeyer	Auto Union S/C (RE)	82.56
9/12/37	Syracuse (DO)	100	Billy Winn	Weil-Miller	87.49

**1936 ▶▶ 4 RACES – SERIES CHAMPION MAURI ROSE**

Date	Circuit (Type)	Distance	Winner	Car	Speed (mph)
5/30/36	Indianapolis (BR)	500	Louis Meyer	Stevens-Miller	109.06
6/20/36	Goshen, NY (DO)	100	Rex Mays	Stevens.-Summers.-Sparks	76.40
9/15/36	Syracuse (DO)	100	Mauri Rose	Miller-Offy	82.37
10/12/36	Long Island (RC)	300	Tazio Nuvolari	Alfa Romeo S/C	65.99

**1935 ▶▶ 6 RACES – SERIES CHAMPION KELLY PETILLO**

Date	Circuit (Type)	Distance	Winner	Car	Speed (mph)
5/30/35	Indianapolis (BR)	500	Kelly Petillo	Wetteroth-Offy	106.24
7/4/35	Saint Paul, MN (DO)	100	Kelly Petillo	Wetteroth-Offy	77.26
8/24/35	Springfield (DO)	100	Billy Winn	Duesenberg-Miller	80.38
9/2/35	Syracuse (DO)	100	Billy Winn	Duesenberg-Miller	83.54
9/7/35	Altoona (DO)	100	Louis Meyer	Stevens-Miller	86.54
10/13/35	Langhorne (DO)	100	Kelly Petillo	Wetteroth-Offy	91.89

**1934 ▶▶ 4 RACES – SERIES CHAMPION BILL CUMMINGS**

Date	Circuit (Type)	Distance	Winner	Car	Speed (mph)
5/30/34	Indianapolis (BR)	500	Bill Cummings	Miller (FD)	104.86
8/25/34	Springfield (DO)	100	Billy Winn	Miller	77.76
9/9/34	Syracuse (DO)	100	Shorty Cantlon	Weil-Miller	79.88
2/23/34	Los Angeles (R)	196.87	Kelly Petillo	Stevens-Summers-Sparks	81.62

**1933 ▶▶ 3 RACES – SERIES CHAMPION LOUIS MEYER**

Date	Circuit (Type)	Distance	Winner	Car	Speed (mph)
5/30/33	Indianapolis (BR)	500	Louis Meyer	Miller	104.16
6/11/33	Detroit (DO)	100	Bill Cummings	Miller	73.90
9/9/33	Syracuse (DO)	100	Bill Cummings	Miller	81.86

**1932 ▶▶ 6 RACES – SERIES CHAMPION BOB CAREY**

Date	Circuit (Type)	Distance	Winner	Car	Speed (mph)
5/30/32	Indianapolis (BR)	500	Fred Frame	Wetteroth FD-Miller	104.14
6/5/32	Detroit (DO)	84	Bob Carey	Stevens-Miller	71.61
6/19/32	Roby, IN (DO)	100	Stubby Stubblefield	Adams-Miller	76.27
7/2/32	Syracuse (DO)	81	Bob Carey	Stevens-Miller	81.14
9/10/32	Detroit (DO)	100	Mauri Rose	Stevens-Miller	74.45
11/13/32	Oakland (DO)	150	Bill Cummings	Miller	90.45

**1909-1955 American Automobile Association (AAA) Race Winners (continued)**

- ▶ TRACK KEY: (B) Board Track; (BE) Beach Race; (BR) Brick Track; (C) Concrete Oval; (D) Dirt Track; (DO) Dirt Oval; (H) Hill Climb; (PO) Paved Oval; (PP) Point-to-Point Race; (R) Road Race; (RC) Road/Street Course  
 ▶ CAR KEY: (D) Dirt Car; (FD) Front Drive; (R) Roadster; (RE) Rear Engine; S/C Supercharged

**1931 ▶▶ 7 RACES – SERIES CHAMPION LOUIS SCHNEIDER**

Date	Circuit (Type)	Distance	Winner	Car	Speed (mph)
5/30/31	Indianapolis (BR)	500	Lou Schneider	Stevens-Miller	96.23
6/14/31	Detroit (DO)	100	Louis Meyer	Stevens-Miller	75.45
7/4/31	Altoona (B)	100	Lou Moore	Miller	108.70
9/7/31	Altoona (B)	25	Jimmy Gleason	Duesenberg	117.75
9/7/31	Altoona (B)	25	Shorty Cantlon	Stevens-Miller	114.00
9/7/31	Altoona (B)	100	Shorty Cantlon	Stevens-Miller	109.00
9/12/31	Syracuse (DO)	100	Lou Moore	Miller	

**1930 ▶▶ 8 RACES – SERIES CHAMPION BILLY ARNOLD**

Date	Circuit (Type)	Distance	Winner	Car	Speed (mph)
5/3/30	Langhorne, PA (DO)	100	Bill Cummings	Miller S/C	77.30
5/30/30	Indianapolis (BR)	500	Billy Arnold	Summers FD-Miller	100.44
6/9/30	Detroit (DO)	100	Wilbur Shaw	Smith-Miller	68.25
6/14/30	Altoona (B)	200	Billy Arnold	Summers FD-Miller	111.00
6/22/30	Akron, OH (B)	100	Shorty Cantlon	Stevens-Miller	67.76
7/4/30	Bridgeville, PA (B)	100	Wilbur Shaw	Smith-Miller	66.78
9/1/30	Altoona (B)	116.25	Billy Arnold	Summers FD-Miller	113.26
9/6/30	Syracuse (DO)	100	Bill Cummings	Duesenberg	

**1929 ▶▶ 5 RACES – SERIES CHAMPION LOUIS MEYER**

Date	Circuit (Type)	Distance	Winner	Car	Speed (mph)
5/30/29	Indianapolis (BR)	500	Ray Keech	Miller	97.58
6/9/29	Detroit (DO)	100	Cliff Woodbury	Miller	76.22
6/15/29	Altoona (B)	148.75	Louis Meyer	Miller	119.00
8/31/29	Syracuse (DO)	100	Wilbur Shaw	Miller	81.06
9/2/29	Altoona (B)	200	Louis Meyer	Miller	112.55

**1928 ▶▶ 7 RACES – SERIES CHAMPION LOUIS MEYER**

Date	Circuit (Type)	Distance	Winner	Car	Speed (mph)
5/30/28	Indianapolis (BR)	500	Louis Meyer	Miller	99.48
6/10/28	Detroit (DO)	100	Ray Keech	Miller	77.87
7/4/28	Salem (B)	15	Leon Duray	Miller (FD)	130.59
7/4/28	Salem (B)	185	Ray Keech	Miller	122.73
8/19/28	Altoona (B)	200	Louis Meyer	Miller	116.62
9/1/28	Syracuse, NY (DO)	100	Ray Keech	Miller	75.30
10/12/28	Salem (B)	62.5	Cliff Woodbury	Miller	86.00

**1927 ▶▶ 11 RACES – SERIES CHAMPION PETER DEPAOLO**

Date	Circuit (Type)	Distance	Winner	Car	Speed (mph)
3/6/27	Culver City (B)	250	Leon Duray	Miller (FD)	124.71
5/7/27	Atlantic City (B)	200	Dave Lewis	Miller (FD)	130.06
5/30/27	Indianapolis (BR)	500	George Souders	Duesenberg	97.54
6/11/27	Altoona (B)	200	Peter DePaolo	Miller (FD)	116.57
7/4/27	Salem (B)	200	Peter DePaolo	Miller (FD)	124.35
9/5/27	Altoona (B)	200	Frank Lockhart	Miller	116.70
9/19/27	Charlotte (B)	25	Frank Lockhart	Miller	127.66
9/19/27	Charlotte (B)	50	Peter DePaolo	Miller (FD)	125.99
9/19/27	Charlotte (B)	100	Babe Stapp	Miller	119.91
10/12/27	Salem (B)	65	Frank Lockhart	Miller	125.70
10/12/27	Salem (B)	75	Frank Lockhart	Miller	

**1909-1955 American Automobile Association (AAA) Race Winners** *(continued)*

- ▶ TRACK KEY: (B) Board Track; (BE) Beach Race; (BR) Brick Track; (C) Concrete Oval; (D) Dirt Track; (DO) Dirt Oval; (H) Hill Climb; (PO) Paved Oval; (PP) Point-to-Point Race; (R) Road Race; (RC) Road/Street Course  
 ▶ CAR KEY: (D) Dirt Car; (FD) Front Drive; (R) Roadster; (RE) Rear Engine; S/C Supercharged

**1926 ▶▶ 26 RACES – SERIES CHAMPION HARRY HARTZ**

Date	Circuit (Type)	Distance	Winner	Car	Speed (mph)
2/22/26	Miami (B)	300	Peter DePaolo	Duesenberg	129.29
3/21/26	Culver City (B)	250	Bennett Hill	Miller	131.29
5/1/26	Atlantic City, NJ (B)	300	Harry Hartz	Miller	34.09
5/10/26	Charlotte (B)	250	Earl DeVore	Miller	120.08
5/31/26	Indianapolis (BR)	400	Frank Lockhart	Miller	95.88
6/12/26	Altoona (B)	250	Dave Lewis	Miller (FD)	112.43
7/5/26	Salem (B)	50	Peter DePaolo	Duesenberg	128.25
7/5/26	Salem (B)	200	Earl Cooper	Miller (FD)	116.37
7/17/26	Atlantic City (B)	60	Harry Hartz	Miller	128.66
7/17/26	Atlantic City (B)	60	Norman Batten	Miller	120.75
7/17/26	Atlantic City (B)	60	Fred Comer	Miller	124.74
7/17/26	Atlantic City (B)	120	Harry Hartz	Miller	123.41
8/23/26	Charlotte (B)	25	Earl Cooper	Miller (FD)	128.93
8/23/26	Charlotte (B)	25	Dave Lewis	Miller (FD)	125.32
8/23/26	Charlotte (B)	50	Frank Lockhart	Miller	122.54
8/23/26	Charlotte (B)	150	Frank Lockhart	Miller	120.88
9/18/26	Altoona (B)	250	Frank Lockhart	Miller	116.38
10/2/26	Fresno (B)	25	Bennett Hill	Miller	106.257
10/2/26	Fresno (B)	50	Frank Lockhart	Miller	101.351
10/12/26	Salem (B)	25	Bennett Hill	Miller	130.05
10/12/26	Salem (B)	25	Leon Duray	Miller (FD)	130.39
10/12/26	Salem (B)	200	Harry Hartz	Miller	123.26
11/11/26	Charlotte (B)	25	Frank Lockhart	Miller	132.40
11/11/26	Charlotte (B)	25	Dave Lewis	Miller (FD)	127.02
11/11/26	Charlotte (B)	50	Harry Hartz	Miller	129.35
11/11/26	Charlotte (B)	100	Leon Duray	Miller (FD)	122.04

**1925 ▶▶ 11 RACES – SERIES CHAMPION PETER DEPAOLO**

Date	Circuit (Type)	Distance	Winner	Car	Speed (mph)
3/1/25	Culver City (B)	250	Tommy Milton	Miller	126.88
4/30/25	Fresno (B)	150	Peter DePaolo	Duesenberg	104.8
5/11/25	Charlotte (B)	250	Earl Cooper	Miller	121.6
5/30/25	Indianapolis (BR)	500	DePaolo/Batten	Duesenberg	101.13
6/13/25	Altoona (B)	250	Peter DePaolo	Duesenberg	115.9
7/11/25	Laurel, MD (B)	250	Peter DePaolo	Duesenberg	123.33
9/7/25	Altoona (B)	250	Bob McDonough	Miller	118.4
10/26/25	Laurel (B)	250	Bob McDonough	Miller	126.3
10/31/25	Salem, NH (B)	250	Peter DePaolo	Duesenberg	125.2
11/11/25	Charlotte (B)	250	Tommy Milton	Duesenberg	124.28
11/29/25	Culver City (B)	250	Frank Elliott	Miller	127.87

**1924 ▶▶ 9 RACES – SERIES CHAMPION JIMMY MURPHY**

Date	Circuit (Type)	Distance	Winner	Car	Speed (mph)
2/24/24	Beverly Hills (B)	250	Harlan Fengler	Miller	116.6
5/30/24	Indianapolis (BR)	500	Corum/Boyer	Duesenberg	98.24
6/14/24	Altoona (B)	250	Jimmy Murphy	Miller	114.7
7/4/24	Kansas City (B)	150	Jimmy Murphy	Miller	114.43
9/1/24	Altoona (B)	250	Jimmy Murphy	Miller	113.95
9/15/24	Syracuse (DO)	150	Phil Shafer	Duesenberg	70.05
10/2/24	Fresno (B)	150	Earl Cooper	Miller	105.68
10/25/24	Charlotte, NC (B)	250	Tommy Milton	Miller	118.17
12/14/24	Culver City, CA (B)	250	Bennett Hill	Miller	126.78

**1909-1955 American Automobile Association (AAA) Race Winners** *(continued)*

- ▶ TRACK KEY: (B) Board Track; (BE) Beach Race; (BR) Brick Track; (C) Concrete Oval; (D) Dirt Track; (DO) Dirt Oval; (H) Hill Climb; (PO) Paved Oval; (PP) Point-to-Point Race; (R) Road Race; (RC) Road/Street Course  
 ▶ CAR KEY: (D) Dirt Car; (FD) Front Drive; (R) Roadster; (RE) Rear Engine; S/C Supercharged

**1923 ▶▶ 8 RACES – SERIES CHAMPION EDDIE HEARNE**

Date	Circuit (Type)	Distance	Winner	Car	Speed (mph)
2/25/23	Beverly Hills (B)	250	Jimmy Murphy	Miller	115.65
4/26/23	Fresno (B)	150	Jimmy Murphy	Miller	103.55
5/30/23	Indianapolis (BR)	500	Milton/Wilcox	Miller	90.95
7/4/23	Kansas City (B)	250	Eddie Hearne	Miller	105.76
9/4/23	Altoona, PA (B)	200	Eddie Hearne	Miller	111.51
9/29/23	Fresno (B)	150	Harry Hartz	Miller	103.63
10/21/23	Kansas City (B)	250	Harlan Fengler	Miller	113.20
11/29/23	Beverly Hills (B)	250	Bennett Hill	Miller	112.42

**1922 ▶▶ 18 RACES – SERIES CHAMPION JIMMY MURPHY**

Date	Circuit (Type)	Distance	Winner	Car	Speed (mph)
3/5/22	Beverly Hills (B)	250	Tommy Milton	Durant-Miller	110.8
4/2/22	Beverly Hills (B)	25	Pietro Bordino	Fiat	114.84
4/2/22	Beverly Hills (B)	25	Tommy Milton	Durant-Miller	115.17
4/2/22	Beverly Hills (B)	25	Jimmy Murphy	Duesenberg	114.22
4/2/22	Beverly Hills (B)	25	Frank Elliott	Miller	114.52
4/2/22	Beverly Hills (B)	50	Tommy Milton	Durant-Miller	115.24
4/16/22	San Carlos (B)	150	Harry Hartz	Duesenberg	111.2
4/27/22	Fresno (B)	150	Jimmy Murphy	Duesenberg	102.85
5/7/22	Cotati (B)	50	Pietro Bordino	Fiat	114.41
5/7/22	Cotati (B)	100	Jimmy Murphy	Duesenberg-Miller	115.34
5/30/22	Indianapolis (BR)	500	Jimmy Murphy	Duesenberg-Miller	94.48
6/17/22	Uniontown (B)	225	Jimmy Murphy	Duesenberg-Miller	102.2
7/4/22	Tacoma (B)	250	Jimmy Murphy	Duesenberg-Miller	97.6
8/6/22	Cotati (B)	50	Frank Elliott	Miller	116.15
8/6/22	Cotati (B)	100	Frank Elliott	Miller	113.7
9/17/22	Kansas City, MO (B)	300	Tommy Milton	Miller	107.86
9/30/22	Fresno (B)	150	Bennett Hill	Miller	103.8
12/3/22	Beverly Hills (B)	250	Jimmy Murphy	Miller	114.6

**1921 ▶▶ 20 RACES – SERIES CHAMPION TOMMY MILTON**

Date	Circuit (Type)	Distance	Winner	Car	Speed (mph)
2/27/21	Beverly Hills (B)	25	Ralph DePalma	Ballot	106.46
2/27/21	Beverly Hills (B)	25	Roscoe Sarles	Duesenberg	107.27
2/27/21	Beverly Hills (B)	25	Jimmy Murphy	Duesenberg	103.75
2/27/21	Beverly Hills (B)	25	Tommy Milton	Durant/Duesenberg	104.30
2/27/21	Beverly Hills (B)	50	Ralph DePalma	Ballot	107.39
4/10/21	Beverly Hills (B)	25	Ralph DePalma	Ballot	106.3
4/10/21	Beverly Hills (B)	25	Eddie Pullen	Duesenberg	107.9
4/10/21	Beverly Hills (B)	25	Joe Thomas	Duesenberg	105.8
4/10/21	Beverly Hills (B)	25	Jimmy Murphy	Duesenberg	107.3
4/10/21	Beverly Hills (B)	50	Jimmy Murphy	Duesenberg	109.26
4/30/21	Fresno (B)	150	Joe Thomas	Duesenberg	100.4
5/30/21	Indianapolis (BR)	500	Tommy Milton	Frontenac	89.62
6/18/21	Uniontown (B)	225	Roscoe Sarles	Duesenberg	97.75
7/4/21	Tacoma (B)	250	Tommy Milton	Miller/Durant	98.3
8/14/21	Cotati, CA (B)	150	Eddie Hearne	Duesenberg	110.2
9/5/21	Uniontown (B)	225	I.P. Fetterman	Duesenberg	99.8
10/1/21	Fresno (B)	150	Earl Cooper	Duesenberg	100.78
10/23/21	Cotati (B)	150	Roscoe Sarles	Duesenberg	110.32
11/24/21	Beverly Hills (B)	250	Eddie Hearne	Duesenberg	109.7
12/11/21	San Carlos, CA (B)	250	Jimmy Murphy	Duesenberg	111.8

**1909-1955 American Automobile Association (AAA) Race Winners** *(continued)*

- ▶ TRACK KEY: (B) Board Track; (BE) Beach Race; (BR) Brick Track; (C) Concrete Oval; (D) Dirt Track; (DO) Dirt Oval; (H) Hill Climb; (PO) Paved Oval; (PP) Point-to-Point Race; (R) Road Race; (RC) Road/Street Course  
 ▶ CAR KEY: (D) Dirt Car; (FD) Front Drive; (R) Roadster; (RE) Rear Engine; S/C Supercharged

**1920 ▶▶ 5 RACES – SERIES CHAMPION GASTON CHEVROLET**

Date	Circuit (Type)	Distance	Winner	Car	Speed (mph)
2/28/20	Beverly Hills, CA (B)	250	Jimmy Murphy	Duesenberg	103.2
3/28/20	Beverly Hills* (B)	50	Art Klein	Peugeot	110.8
3/28/20	Beverly Hills* (B)	50	Jimmy Murphy	Duesenberg	110.3
3/28/20	Beverly Hills* (B)	50	Tommy Milton	Duesenberg	111.8
5/31/20	Indianapolis (BR)	500	Gaston Chevrolet	Frontenac	88.5
6/19/20	Uniontown* (B)	225	Tommy Milton	Duesenberg	94.9
7/5/20	Tacoma (B)	225	Tommy Milton	Duesenberg	95.0
8/28/20	Elgin (R)	251	Ralph DePalma	Ballot	79.0
9/6/20	Uniontown* (B)	225	Tommy Milton	Duesenberg	96.6
10/2/20	Fresno, CA* (B)	200	Jimmy Murphy	Duesenberg	96.36
11/25/20	Beverly Hills (B)	250	Roscoe Sarles	Duesenberg	103.2

Note: AAA had two different listings for the 1920 season. At the start of the year, 11 races were listed as counting toward the championship, but at the end of the season, AAA determined the championship to be based on the results of five races giving Gaston Chevrolet the championship. These results were considered official by AAA from 1920-26 and 1929-51. The 11-race championship was first recognized in 1926 with Tommy Milton as champion and was considered official for 1927 and from 1952 to 1955, the final year that AAA sanctioned auto racing. The races marked with the asterisk (\*) did not count in the 1920 championship until the 1926 calculations were made.

**1919 ▶▶ 18 RACES – SERIES CHAMPION HOWARD WILCOX\***

Date	Circuit (Type)	Distance	Winner	Car	Speed (mph)
3/15/19	Santa Monica (R)	250	Cliff Durant	Stutz	81.28
3/23/19	Ascot (DO)	150	Roscoe Sarles	Duesenberg	70.62
5/19/19	Uniontown (B)	112.5	Tommy Milton	Duesenberg	96.21
5/31/19	Indianapolis (BR)	500	Howard Wilcox	Peugeot	88.06
6/14/19	Sheepshead Bay (B)	10	Tommy Milton	Duesenberg	112.20
6/14/19	Sheepshead Bay (B)	30	Ralph Mulford	Frontenac	110.17
6/14/19	Sheepshead Bay (B)	50	Ralph DePalma	Packard	113.80
7/4/19	Tacoma (B)	80	Louis Chevrolet	Frontenac	97.00
7/4/19	Sheepshead Bay (B)	100	Gaston Chevrolet	Frontenac	110.53
7/19/19	Uniontown (B)	22.5	Tommy Milton	Duesenberg	99.01
7/19/19	Uniontown (B)	22.5	Dave Lewis	Duesenberg	98.30
7/19/19	Uniontown (B)	22.5	I.P. Fetterman	Peerless	99.87
7/19/19	Uniontown (B)	22.5	Roscoe Sarles	Miller	94.02
7/19/19	Uniontown (B)	22.5	Tommy Milton	Duesenberg	101.17
8/23/19	Elgin (R)	301	Tommy Milton	Duesenberg	73.50
9/1/19	Uniontown (B)	225	G. Chevrolet/Boyer	Frontenac	93.54
9/20/19	Sheepshead Bay (B)	150	Gaston Chevrolet	Frontenac	108.99
10/12/19	Cincinnati (B)	250	Joe Boyer	Frontenac	101.69

**1918 ▶▶ 15 RACES – SERIES CHAMPION RALPH MULFORD\***

Date	Circuit (Type)	Distance	Winner	Car	Speed (mph)
5/16/18	Uniontown (B)	27	Tommy Milton	Duesenberg	101.10
5/16/18	Uniontown (B)	27	Ralph Mulford	Frontenac	95.03
5/16/18	Uniontown (B)	27	Eddie Hearne	Frontenac	94.85
5/16/18	Uniontown (B)	27	Louis Chevrolet	Frontenac	93.40
5/16/18	Uniontown (B)	27	Ralph Mulford	Frontenac	97.07
7/4/18	Tacoma (B)	25	Cliff Durant	Stutz	98.90
7/4/18	Tacoma (B)	50	Cliff Durant	Stutz	97.90
7/4/18	Tacoma (B)	75	Eddie Hearne	Duesenberg	94.20
7/18/18	Uniontown (B)	112.5	Louis Chevrolet	Frontenac	95.03
7/28/18	Chicago (B)	20	Ralph DePalma	Packard	110.70
7/28/18	Chicago (B)	30	Ralph DePalma	Packard	106.42
8/17/18	Sheepshead Bay (B)	20	Ralph DePalma	Packard	110.40
8/17/18	Sheepshead Bay (B)	30	Ralph DePalma	Packard	108.90
8/17/18	Sheepshead Bay (B)	50	Ralph DePalma	Packard	109.10
9/2/18	Uniontown (B)	112.5	Ralph Mulford	Frontenac	96.17

**1909-1955 American Automobile Association (AAA) Race Winners** *(continued)*

▶ TRACK KEY: (B) Board Track; (BE) Beach Race; (BR) Brick Track; (C) Concrete Oval; (D) Dirt Track; (DO) Dirt Oval; (H) Hill Climb; (PO) Paved Oval; (PP) Point-to-Point Race; (R) Road Race; (RC) Road/Street Course

▶ CAR KEY: (D) Dirt Car; (FD) Front Drive; (R) Roadster; (RE) Rear Engine; S/C Supercharged

**1917 ▶▶ 21 RACES – SERIES CHAMPION EARL COOPER\***

Date	Circuit (Type)	Distance	Winner	Car	Speed (mph)
3/4/17	Ascot, PA (DO)	100	Earl Cooper	Stutz	68.35
5/10/17	Uniontown, NJ (B)	112.5	William Taylor	Stutz	89.25
5/30/17	Cincinnati (B)	250	Louis Chevrolet	Frontenac	102.18
6/16/17	Chicago (B)	250	Earl Cooper	Stutz	103.15
7/4/17	Omaha (B)	150	Ralph Mulford	Hudson	101.40
7/14/17	Minneapolis (C)	50	Reeves Dutton	Stutz	97.27
7/14/17	Minneapolis (C)	100	Ira Vail	Hudson	96.28
9/3/17	Tacoma (B)	100	Earl Cooper	Stutz	92.99
9/3/17	Chicago (B)	50	Ralph DePalma	Packard	106.50
9/3/17	Chicago (B)	100	Louis Chevrolet	Frontenac	106.20
9/3/17	Uniontown (B)	112.5	Frank Elliott	Delage-Miller	90.70
9/15/17	Providence (C)	5	Ralph Mulford	Frontenac	75.37
9/15/17	Providence (C)	25	Tommy Milton	Duesenberg	75.86
9/15/17	Providence (C)	100	Tommy Milton	Duesenberg	70.84
9/22/17	Sheepshead Bay (B)	100	Louis Chevrolet	Frontenac	110.40
10/13/17	Chicago (B)	20	Tom Alley	Alley-Miller	105.56
10/13/17	Chicago (B)	50	Ralph Mulford	Frontenac	105.96
10/13/17	Chicago (B)	50	Pete Henderson	Duesenberg	109.62
10/29/17	Uniontown (B)	168.5	Eddie Hearne	Duesenberg	93.75
11/29/17	Ascot (DO)	10	Louis Chevrolet	Frontenac	76.43
11/29/17	Ascot (DO)	50	Eddie Hearne	Duesenberg	71.25

**1916 ▶▶ 15 RACES – SERIES CHAMPION DARIO RESTA**

Date	Circuit (Type)	Distance	Winner	Car	Speed (mph)
5/3/16	Sheepshead Bay (B)	150	Eddie Rickenbacker	Maxwell	96.23
5/30/16	Indianapolis (BR)	300	Dario Resta	Peugeot	83.99
6/11/16	Chicago (B)	300	Dario Resta	Peugeot	98.7
6/24/16	Des Moines (B)	150	Ralph DePalma	Mercedes	93.16
7/4/16	Minneapolis (C)	150	Ralph DePalma	Mercedes	91.08
7/15/16	Omaha (B)	150	Dario Resta	Peugeot	99.02
8/5/16	Tacoma (B)	288	Eddie Rickenbacker	Maxwell	85.76
9/4/16	Cincinnati (B)	300	John Aitken	Peugeot	97.06
9/9/16	Indianapolis (BR)	100	John Aitken	Peugeot	89.44
9/30/16	Sheepshead Bay (B)	250	John Aitken	Peugeot	104.83
10/14/16	Chicago (B)	250	Dario Resta	Peugeot	103.99
10/28/16	Sheepshead Bay (B)	100	John Aitken	Peugeot	105.95
11/16/16	Santa Monica (R)	294	Dario Resta	Peugeot	86.98
11/18/16	Santa Monica (R)	403.2	Wilcox/Aitken	Peugeot	85.59
11/30/16	Ascot (DO)	150	Eddie Rickenbacker	Duesenberg	67.54



**1909-1955 American Automobile Association (AAA) Race Winners** *(continued)*

- ▶ TRACK KEY: (B) Board Track; (BE) Beach Race; (BR) Brick Track; (C) Concrete Oval; (D) Dirt Track; (DO) Dirt Oval; (H) Hill Climb; (PO) Paved Oval; (PP) Point-to-Point Race; (R) Road Race; (RC) Road/Street Course  
 ▶ CAR KEY: (D) Dirt Car; (FD) Front Drive; (R) Roadster; (RE) Rear Engine; S/C Supercharged

**1915 ▶▶ 27 RACES – SERIES CHAMPION EARL COOPER\***

Date	Circuit (Type)	Distance	Winner	Car	Speed (mph)
1/9/15	San Diego (R)	305.1	Earl Cooper	Stutz	65.3
2/3/15	Glendale, CA (R)	101	Eddie O'Donnell	Duesenberg	47.6
2/7/15	Ascot, CA (DO)	100	Eddie O'Donnell	Duesenberg	59.2
2/27/15	San Francisco (R)	402.2	Dario Resta	Peugeot	56.1
3/6/15	San Francisco (R)	300.7	Dario Resta	Peugeot	67.3
3/17/15	Venice, CA (R)	301.2	Barney Oldfield	Maxwell	68.3
3/20/15	Tucson, AZ (R)	103.1	Barney Oldfield	Maxwell	67.2
4/29/15	Oklahoma City (R)	199.5	Bob Burman	Peugeot	67.9
5/31/15	Indianapolis (BR)	500	Ralph DePalma	Mercedes	89.8
6/9/15	Galesburg (DO)	100	Eddie O'Donnell	Duesenberg	62.5
6/26/15	Chicago (B)	500	Dario Resta	Peugeot	97.5
7/3/15	Sioux City (DO)	300	Eddie Rickenbacker	Maxwell	74.7
7/4/15	Tacoma (B)	250	Grover Ruckstell	Mercer	84.7
7/5/15	Tacoma (B)	200	Eddie Pullen	Mercer	84.9
7/5/15	Omaha, NB (B)	300	Eddie Rickenbacker	Maxwell	91.7
7/9/15	Burlington, VT (DO)	100	Bob Burman	Peugeot	47.3
8/7/15	Des Moines, IA (B)	300	Ralph Mulford	Duesenberg	86.9
8/7/15	Chicago (B)	100	Dario Resta	Peugeot	101.8
8/20/15	Elgin (R)	301.8	Earl Cooper	Stutz	74.9
8/21/15	Elgin (R)	301.8	Gil Anderson	Stutz	77.2
8/28/15	Kalamazoo (DO)	100	Ralph DePalma	Stutz	65.3
9/4/15	Minneapolis (C)	500	Earl Cooper	Stutz	86.3
9/18/15	Providence, RI (C)	100	Eddie Rickenbacker	Maxwell	67.1
10/9/15	Sheepshead Bay, NY (B)	350	Gil Anderson	Stutz	102.5
11/2/15	Sheepshead Bay (B)	100	Dario Resta	Peugeot	105.3
11/20/15	Phoenix (DO)	110	Earl Cooper	Stutz	63.8
11/25/15	San Francisco (R)	100	Earl Cooper	Stutz	55.2

**1914 ▶▶ 15 RACES – SERIES CHAMPION RALPH DEPALMA\***

Date	Circuit (Type)	Distance	Winner	Car	Speed (mph)
2/26/14	Santa Monica (R)	294	Ralph DePalma	Mercedes	75.4
2/28/14	Santa Monica (R)	403	Eddie Pullen	Mercer	77.2
5/30/14	Indianapolis (BR)	500	Rene Thomas	Delage	82.4
7/3/14	Tacoma (R)	200	Hughie Hughes	Maxwell	74.2
7/4/14	Tacoma, (R)	250	Earl Cooper	Stutz	73.4
7/4/14	Sioux City, IA (DO)	300	Eddie Rickenbacker	Duesenberg	78.1
7/30/14	Galveston (BE)	50	Ralph Mulford	Peugeot	75.5
8/1/14	Galveston (BE)	50	Ralph Mulford	Peugeot	59.9
8/3/14	Galveston (BE)	50	Ralph Mulford	Peugeot	63.1
8/21/14	Elgin (R)	305	Ralph DePalma	Mercedes	73.6
8/22/14	Elgin (R)	305	Ralph DePalma	Mercedes	73.5
9/26/14	Kalamazoo, MI. (DO)	100	Bob Burman	Peugeot	63.6
10/22/14	Galesburg, IL (DO)	100	Ralph Mulford	Duesenberg	64.5
10/24/14	Minneapolis (DO)	100	Tom Alley	Duesenberg	65.5
11/26/14	Corona (R)	301.8	Eddie Pullen	Mercer	87.8

**1913 ▶▶ 14 RACES – SERIES CHAMPION EARL COOPER\***

Date	Circuit (Type)	Distance	Winner	Car	Speed (mph)
1/1/13	San Diego (R)	183.4	George Hill	Fiat	57.1
3/2/13	San Diego (R)	200	Billy Cartson	Benz	59.1
5/30/13	Indianapolis (BR)	500	Jules Goux	Peugeot	75.9
7/4/13	Columbus (DO)	200	Ralph Mulford	Mason	59.4
7/5/13	Tacoma (R)	200	Earl Cooper	Stutz	70.7
7/7/13	Tacoma (R)	250	Earl Cooper	Stutz	70.7
7/28/13	Galveston, TX (BE)	100	Louis Disbrow	Simplex	71.4
7/29/13	Galveston (BE)	100	Armour Ferguson	Peugeot	71.4
7/30/13	Galveston (BE)	100	Louis Disbrow	Simplex	69.1
8/9/13	Santa Monica (R)	445.25	Earl Cooper	Stutz	73.7
8/29/13	Elgin (R)	301	Ralph DePalma	Mercer	66.8
8/30/13	Elgin (R)	301	Gil Anderson	Stutz	71.2
9/9/13	Corona, CA (R)	251	Earl Cooper	Stutz	75.0
9/9/13	Corona (R)	301	Earl Cooper	Stutz	74.6

**1909-1955 American Automobile Association (AAA) Race Winners** *(continued)*

- ▶ TRACK KEY: (B) Board Track; (BE) Beach Race; (BR) Brick Track; (C) Concrete Oval; (D) Dirt Track; (DO) Dirt Oval; (H) Hill Climb; (PO) Paved Oval; (PP) Point-to-Point Race; (R) Road Race; (RC) Road/Street Course  
 ▶ CAR KEY: (D) Dirt Car; (FD) Front Drive; (R) Roadster; (RE) Rear Engine; S/C Supercharged

**1912 ▶▶ 17 RACES – SERIES CHAMPION RALPH DEPALMA\***

Date	Circuit (Type)	Distance	Winner	Car	Speed (mph)
5/4/12	Santa Monica (R)	101	George Joermann	Maxwell	61.8
5/4/12	Santa Monica (R)	151.5	Ralph DePalma	Mercer	69.5
5/4/12	Santa Monica (R)	303	Teddy Tetzlaff	Fiat	78.7
5/30/12	Indianapolis (BR)	500	Dawson (Herr-Relief)	National	78.7
7/5/12	Tacoma, WA (R)	150	Eddie Pullen	Mercer	61.9
7/5/12	Tacoma (R)	150	Earl Cooper	Stutz	66.3
7/5/12	Tacoma (R)	200	Teddy Tetzlaff	Fiat	69.5
7/6/12	Tacoma (R)	250	Teddy Tetzlaff	Fiat	66.0
8/25/12	Columbus, OH (DO)	200	Spencer Wisnart	Mercer	57.6
8/30/12	Elgin (R)	152	Hughie Hughes	Mercer	65.4
8/30/12	Elgin (R)	203	Charles Merz	Stutz	66.1
8/31/12	Elgin (R)	254	Ralph DePalma	Mercedes	68.4
8/31/12	Elgin (R)	305	Ralph DePalma	Mercedes	68.8
10/2/12	Milwaukee (R)	299.5	Ralph DePalma	Mercedes	68.9
10/3/12	Milwaukee (R)	173.4	William Endicott	Mason	57.6
10/3/12	Milwaukee (R)	220.6	Mortimer Roberts	Mason	58.5
11/5/12	Brighton Beach, NY (DO)	100	Ralph Mulford	Mason	58.7

**1911 ▶▶ 21 RACES – SERIES CHAMPION RALPH MULFORD\***

Date	Circuit (Type)	Distance	Winner	Car	Speed (mph)
2/22/11	Oakland, CA (R)	98	Charles Bigelow	Mercer	57.3
2/22/11	Oakland (R)	152.9	Charles Merz	National	66.8
2/22/11	Oakland (R)	163.84	Bert Dingley	Pope Hartford	65.7
3/28/11	Jacksonville, FL (BE)	100	Louis Disbrow	Pope Hartford	78.5
5/30/11	Indianapolis (BR)	500	Harroun (Patschke-Relief)	Marmon	74.5
7/4/11	Bakersfield, CA (R)	145	Harvey Herrick	National	48.5
8/25/11	Elgin (R)	169	Hughie Hughes	Mercer	64.6
8/25/11	Elgin (R)	203	Don Herr	National	65.6
8/26/11	Elgin (R)	305	Len Zengle	National	66.2
9/9/11	Cincinnati (R)	150	John Jenkins	Cole	54.0
9/9/11	Cincinnati (R)	200	Eddie Hearne	Fiat	56.6
10/9/11	Philadelphia (R)	202.5	Erwin Bergdoll	Benz	61.1
10/9/11	Philadelphia (R)	202.5	Ralph Mulford	Lozier	60.1
10/9/11	Philadelphia (R)	202.5	Louis Disbrow	National	58.3
10/9/11	Philadelphia (R)	202.5	Hughie Hughes	Mercer	57.9
10/14/11	Santa Monica (R)	151	Bruce Keene	Marmon	68.7
10/14/11	Santa Monica (R)	151	Charles Merz	National	74.2
10/14/11	Santa Monica (R)	101	Louis Nikrent	Buick	59.2
10/14/11	Santa Monica (R)	202	Harvey Herrick	National	74.9
11/27/11	Savannah, GA (R)	291.38	Ralph Mulford	Lozier	74.0
11/30/11	Savannah (R)	411.36	David Bruce-Brown	Fiat	74.4

**1909-1955 American Automobile Association (AAA) Race Winners** *(continued)*

- ▶ TRACK KEY: (B) Board Track; (BE) Beach Race; (BR) Brick Track; (C) Concrete Oval; (D) Dirt Track; (DO) Dirt Oval; (H) Hill Climb; (PO) Paved Oval; (PP) Point-to-Point Race; (R) Road Race; (RC) Road/Street Course  
 ▶ CAR KEY: (D) Dirt Car; (FD) Front Drive; (R) Roadster; (RE) Rear Engine; S/C Supercharged

**1910 ▶▶ 19 RACES – SERIES CHAMPION RAY HARROUN\***

Date	Circuit (Type)	Distance	Winner	Car	Speed (mph)
5/5/10	Atlanta (DO)	200	Ray Harroun	Marmon	66.0
5/6/10	Atlanta (DO)	60	William Endicott	Cole	59.5
5/6/10	Atlanta (DO)	50	Herb Lytle	American	74.2
5/7/10	Atlanta (DO)	200	Kincaid/Aitken	National	66.1
5/27/10	Indianapolis (BR)	100	Tom Kincaid	National	71.8
5/28/10	Indianapolis (BR)	200	Ray Harroun	Marmon	73.0
5/30/10	Indianapolis (BR)	50	Ray Harroun	Marmon	70.5
7/2/10	Indianapolis (BR)	100	Bob Burman	Marquette-Buick	74.5
7/4/10	Indianapolis (BR)	200	Joe Dawson	Marmon	73.4
8/26/10	Elgin, IL (R)	170	Dave Buick	Marmon	55.1
8/26/10	Elgin (R)	230	Al Livingstone	National	60.6
8/27/10	Elgin (R)	305.03	Ralph Mulford	Lozier	62.5
9/3/10	Indianapolis (BR)	100	Eddie Hearne	Benz	75.0
9/3/10	Indianapolis (BR)	100	Howard Wilcox	National	72.0
9/5/10	Indianapolis (BR)	50	Eddie Hearne	Benz	79.4
9/5/10	Indianapolis (BR)	200	John Aitken	National	71.2
10/1/10	Long Island (R)	126.4	William Endicott	Cole	54.9
10/1/10	Long Island (R)	189.6	Frank Gelnow	Falcar	58.4
10/1/10	Long Island (R)	278.08	Harry Grant	Alco	65.1

**1909 ▶▶ 24 RACES – SERIES CHAMPION GEORGE ROBERTSON\***


Date	Circuit (Type)	Distance	Winner	Car	Speed (mph)
6/12/09	Portland, OR (R)	43.8	Howard Covey	Cadillac	55.7
6/12/09	Portland (R)	43.8	Charles Arnold	Pope Hartford	57.4
6/12/09	Portland (R)	102.2	Bert Dingley	Chalmers Detroit	58.6
6/18/09	Crown Point, IN (R)	232.74	Joe Matson	Chalmers Detroit	51.0
6/19/09	Crown Point (R)	395.65	Louis Chevrolet	Buick	49.3
7/5/09	Denver, CO (R)	290	Eaton McMillian	Colburn	39.0
7/10/09	Santa Monica, CA (R)	202.42	Harris Hanshue	Apperson	64.4
7/10/09	Santa Monica (R)	202.42	Bert Dingley	Chalmers Detroit	55.4
8/19/09	Indianapolis (DO)	250	Bob Burman	Buick	53.9
8/20/09	Indianapolis (DO)	100	Louis Strang	Buick	64.9
8/21/09	Indianapolis (DO)	245	Leigh Lynch	Jackson	55.8
9/6/09	Lowell, MA (R)	212	Bob Burman	Buick	55.5
9/7/09	Lowell (R)	127.2	William Knipper	Chalmers Detroit	51.5
9/7/09	Lowell (R)	159	Louis Chevrolet	Buick	54.2
9/8/09	Lowell (R)	318	George Robertson	Simplex	51.4
9/29/09	Riverhead, NY (R)	227.5	Ralph DePalma	Fiat	62.3
9/29/09	Riverhead (R)	182	Frank Lescault	Palmer Singer	62.0
9/29/09	Riverhead (R)	136.5	William Sharp	Sharp Arrow	63.4
9/29/09	Riverhead (R)	113.75	Louis Chevrolet	Buick	70.3
9/29/09	Riverhead (R)	91	Arthur See	Maxwell	60.0
10/9/09	Philadelphia (R)	202.5	George Robertson	Simplex	55.4
10/30/09	Long Island, NY (R)	278	Harry Grant	Alco	62.7
10/24/09	San Leandro, CA (R)	258.16	Jack Fleming	Pope Hartford	63.7
11/6/09	L.A. to Phoenix (PP)	480	Joe Nikrent	Buick	24.9

\*AAA established an official points championship in 1916. The championship was discontinued during war years and not revived again until 1920. Sometime around 1926 or 1927, Val Haresnape, at the time the secretary of the AAA Contest Board, used existing AAA records to reconstruct a championship for the years of 1909 to 1915 and from 1917 to 1920. Unfortunately, records from those early years were sketchy and any points applied by Haresnape had no validity from the original time period. AAA accepted Haresnape's computations as official from 1927-28 and 1952-55. In 1951, racing historian Russ Catlin convinced AAA to change the 1909 champion from Bert Dingley to George Robertson and the 1920 champion from Gaston Chevrolet to Tommy Milton.





*DRIVER  
PERFORMANCE  
AND INDEX  
CHARTS*



## DRIVER INDEX TRACK KEY

AMS	Atlanta Motor Speedway	LV	Streets of Las Vegas
ARG	Autódromo Ingeniero Juan R. Bascolo Rafaela	LVMS	Las Vegas Motor Speedway
ASF	Arizona State Fairgrounds	LVP	Las Vegas Park
ASN	TT Circuit Assen Netherlands	M-O	Mid-Ohio Sports Car Course
ATL	Atlanta Lakewood Speedway	MEAD	Meadowlands Sports Complex
AUS	Streets of Surfers Paradise	MIAMI	Streets of Miami
BAIN	Bainbridge Fairgrounds	MICH	Michigan International Speedway
BAR	Barber Motorsports Park	MIL	The Milwaukee Mile
BAY	Bay Meadows Race Track	MON	Circuit Gilles Villeneuve Montreal
BCP	Bicentennial Park Miami	MOS	Mosport Park
BH	Brands Hatch Circuit England	MSF	Michigan State Fairgrounds
BI	The Raceway at Belle Isle	MTY	Parque Fundidora Monterrey Mexico
BRN	Brainerd International Raceway	MXC	Autódromo Hermanos Rodríguez Mexico City
BRZ	Streets of Sao Paulo	NAZ	Nazareth Speedway
CAL	California Speedway	NHIS	New Hampshire International Speedway
CAST	Continental Divide Raceway	NS	Nashville Superspeedway
CHI	Chicago Motor Speedway	ONT	Ontario Motor Speedway
CLV	Burke Lakefront Airport Cleveland	PHX	Phoenix International Raceway
CMS	Charlotte Motor Speedway	POC	Pocono International Raceway
CP	Caesar's Palace Las Vegas	PORT	Portland International Raceway
CS	Chicagoland Speedway	PP	Pikes Peak Hill Climb
DAL	Dallas Arlington Downs Raceway	PPIR	Pikes Peak International Raceway
DAR	Darlington Raceway	RA	Road America Elkhart Lake
DAY	Daytona International Speedway	RAL	Raleigh Southland Speedway
DDIS	Dover Downs International Speedway	RIO	Emerson Fittipaldi Speedway Rio
DEN	Streets of Denver	RIR	Richmond International Raceway
DET	Streets of Detroit	RIV	Riverside International Raceway
DMAR	Del Mar Speedway	SAC	California State Fairgrounds
DNC	Denver Centennial Park	SED	State Fair Speedway Sedalia
DNP	Pepsi Center Denver	SILV	Silverstone Circuit
DUQ	DuQuion State Fairgrounds	SJ	Streets of San Jose
EDM	Edmonton City Centre Airport	SJS	San Jose Speedway
ENG	Rockingham Speedway UK	SNR	Sanair Super Speedway
GAT	Gateway International Raceway	SON	Sears Point (Infineon) Raceway
GER	EuroSpeedway Lausitz Germany	SPR	Illinois State Fairgrounds
GOS	Goshen Good Time Park	ST.JOV	Le Circuit Mont Tremblant
HANF	Hanford Motor Speedway	STP	Streets of St. Petersburg
HMS	Homestead-Miami Speedway	SYR	New York State Fairgrounds
HOU	Streets of Houston	TAM	Tamiami Park
IMS	Indianapolis Motor Speedway	TEX	Texas World Speedway
INF	Infineon Raceway	TMS	Texas Motor Speedway
IRP	Indianapolis Raceway Park	TOR	Exhibition Place Toronto
IS	Iowa Speedway	TREN	Trenton International Speedway
ISF	Indiana State Fairgrounds	TRM	Twin Ring Motegi
KAS	Kansas Speedway	VAN	Pacific Place Vancouver
KENT	Seattle International Raceway	VEGAS	Stardust International Raceway
KYS	Kentucky Speedway	WDWS	Walt Disney World Speedway
LAG	Laguna Seca	WG	Watkins Glen International
LANG	Langhorne Speedway	ZOL	Circuit Zolder Belgium
LB	Streets of Long Beach		

## 2010 IRL Driver Performance Chart

Rank	Driver	Points	Starts	Best		Laps Completed (2,414)	Running at Finish	Races Led	Laps Led	Earnings
				Start	Finish					
1	Dario Franchitti	602	17	1	1	2376	17	11	552	4,042,305
2	Will Power	597	17	1	1	2353	16	14	460	1,037,805
3	Scott Dixon	547	17	2	1	2373	15	9	273	751,805
4	Helio Castroneves	531	17	1	1	2251	15	7	244	899,655
5	Ryan Briscoe	482	17	1	1	2238	15	10	308	569,305
6	Tony Kanaan	453	17	2	1	2413	17	3	68	454,805
7	Ryan Hunter-Reay	445	17	2	1	2384	15	4	87	459,055
8	Marco Andretti	392	17	3	3	2344	16	6	85	690,755
9	Dan Wheldon	388	17	3	2	2277	15	3	108	1,086,350
10	Danica Patrick	367	17	8	2	2408	17	1	1	398,055
11	Justin Wilson	361	17	1	2	2085	15	2	43	403,755
12	Vitor Meira	310	17	6	3	2194	15	2	18	324,555
13	Alex Tagliani	302	17	2	4	2194	13	4	67	329,805
14	Raphael Matos	290	17	10	4	2049	13	2	18	330,305
15	Mario Moraes	287	17	7	5	1452	10	0	0	315,805
16	Alex Lloyd (R)	266	17	6	4	2081	12	1	3	460,305
17	E.J. Viso	262	17	6	3	1876	12	1	1	334,055
18	Hideki Mutoh	250	17	4	12	2116	13	1	1	315,305
19	Simona De Silvestro (R)	242	17	7	8	1833	10	1	4	327,055
20	Graham Rahal	235	12	6	5	1735	11	1	11	268,805
21	Takuma Sato (R)	214	17	3	9	1544	8	0	0	302,005
22	Bertrand Baguette (R)	213	15	6	10	1867	11	0	0	300,555
23	Milka Duno	184	16	17	19	1330	7	0	0	0
24	Mario Romancini (R)	149	11	17	13	1301	6	0	0	305,555
25	Mike Conway	110	6	2	8	696	4	1	15	307,055
26	Sarah Fisher	92	7	14	15	1172	4	1	10	253,305
27	Paul Tracy	91	5	12	6	552	4	2	18	14,000
28	Ed Carpenter	90	4	1	2	777	3	2	14	289,055
29	Tomas Scheckter	89	6	10	13	803	5	1	5	262,555
30	Ana Beatriz (R)	55	4	15	13	387	1	0	0	250,305
31	Jay Howard (R)	44	4	21	22	408	0	0	0	2,000
32	John Andretti	35	2	17	9	261	1	0	0	251,805
33	Sebastian Saavedra (R)	29	2	24	16	358	1	0	0	255,555
34	Adam Carroll (R)	26	2	10	16	145	2	0	0	\$2,000
35	J.R. Hildebrand (R)	26	2	18	16	123	1	0	0	0
36	Davey Hamilton	26	2	14	18	199	1	0	0	256,305
37	Francesco Dracone (R)	24	2	23	20	153	1	0	0	0
38	Townsend Bell	18	1	10	16	199	1	0	0	251,805
39	Bruno Junqueira	13	1	25	32	7	0	0	0	261,805
40	Roger Yasukawa	12	1	21	20	195	1	0	0	0
<b>Total:</b>									<b>17,365,310</b>	

(R) – Rookie

Note: Total Season Earnings include season-ending contingency awards, but not IndyCar T.E.A.M. money

## WINS

1	Will Power	5
2	Helio Castroneves	3
	Scott Dixon	3
	Dario Franchitti	3
5	Ryan Briscoe	1
	Ryan Hunter-Reay	1
	Tony Kanaan	1

## POLES

1	Will Power	8
2	Ryan Briscoe	3
3	Helio Castroneves	2
	Dario Franchitti	2
5	Ed Carpenter	1
	Justin Wilson	1

## 2010 IRL Driver Index (RACES 1-12 of 17) – Starts/Finishes

DRIVER	1 BRZ ST/FN	2 STP ST/FN	3 BAR ST/FN	4 LB ST/FN	5 KAS ST/FN	6 IMS ST/FN	7 TMS ST/FN	8 IS ST/FN	9 WG ST/FN	10 TOR ST/FN	11 EDM ST/FN	12 M-O ST/FN
John Andretti	- -	- -	- -	- -	17 9	28 30	- -	- -	- -	- -	- -	- -
Marco Andretti	21 23	6 12	4 5	9 14	26 13	16 3	10 3	3 15	8 13	10 8	16 11	9 9
Bertrand Baguette (R)	- -	- -	25 20	24 24	19 20	24 22	22 22	22 17	23 18	16 16	20 14	15 11
Ana Beatriz (R)	22 13	- -	- -	- -	- -	21 21	- -	- -	- -	- -	- -	- -
Townsend Bell	- -	- -	- -	- -	- -	10 16	- -	- -	- -	- -	- -	- -
Ryan Briscoe	8 14	19 3	9 6	5 8	1 6	4 24	1 1	8 4	3 2	7 18	5 4	7 6
Ed Carpenter	- -	- -	- -	- -	- -	8 17	- -	- -	- -	- -	- -	- -
Adam Carroll (R)	- -	- -	- -	- -	- -	- -	- -	- -	10 16	- -	- -	17 19
Helio Castroneves	9 9	5 4	3 1	4 7	8 4	1 9	5 20	4 2	2 9	3 24	2 10	6 3
Mike Conway	19 8	10 19	2 9	16 10	10 14	15 19	- -	- -	- -	- -	- -	- -
Simona De Silvestro (R)	11 16	14 16	13 21	13 17	18 21	22 14	26 24	20 21	15 24	21 9	7 22	10 8
Scott Dixon	7 6	3 18	5 2	8 4	2 1	6 5	4 4	2 6	7 8	6 20	3 1	5 5
Francesco Dracone (R)	- -	- -	- -	- -	- -	- -	- -	- -	- -	- -	- -	23 22
Milka Duno	24 21	24 24	24 24	25 25	24 26	- -	17 23	25 23	24 23	25 26	25 25	27 23
Sarah Fisher	- -	- -	- -	- -	14 17	29 26	16 15	18 22	- -	- -	- -	- -
Dario Franchitti	1 7	13 5	7 3	12 12	3 2	3 1	2 5	5 18	4 3	5 2	4 3	2 1
Davey Hamilton	- -	- -	- -	- -	- -	14 33	- -	- -	- -	- -	- -	- -
J.R. Hildebrand (R)	- -	- -	- -	- -	- -	- -	- -	- -	- -	- -	- -	18 16
Jay Howard (R)	- -	- -	- -	- -	21 25	- -	21 26	- -	- -	- -	- -	26 24
Ryan Hunter-Reay	4 2	7 11	14 12	2 1	22 5	17 18	24 7	12 8	16 7	4 3	8 5	4 10
Bruno Junqueira	- -	- -	- -	- -	- -	25 32	- -	- -	- -	- -	- -	- -
Tony Kanaan	6 10	2 10	8 8	6 5	15 3	33 11	13 6	15 1	13 21	8 4	24 12	20 17
Alex Lloyd (R)	15 18	22 23	16 23	21 19	23 19	26 4	6 8	14 13	22 25	23 23	18 18	21 13
Raphael Matos	12 4	23 8	18 14	18 20	13 16	12 29	23 16	21 14	11 4	11 21	10 13	19 7
Vitor Meira	16 3	17 15	20 18	14 11	6 10	30 27	19 10	13 7	17 19	26 11	23 16	24 15
Mario Moraes	23 24	20 21	12 13	15 6	12 7	13 31	9 21	16 25	9 5	20 14	14 7	16 12
Hideki Mutoh	14 20	12 14	17 15	11 13	4 23	9 28	7 12	24 20	14 12	22 12	11 17	12 18
Danica Patrick	13 15	21 7	19 19	20 16	9 11	23 6	8 2	9 10	21 20	12 6	21 15	22 21
Will Power	5 1	1 1	1 4	1 3	7 12	2 8	3 14	1 5	1 1	2 1	1 2	1 2
Graham Rahal	- -	16 9	15 17	22 22	- -	7 12	- -	17 9	- -	14 5	- -	25 20
Mario Romancini (R)	20 17	18 13	22 22	23 23	27 22	27 13	25 17	23 16	18 22	17 22	17 24	- -
Sebastian Saavedra (R)	- -	- -	- -	- -	- -	32 23	- -	- -	- -	- -	- -	- -
Takuma Sato (R)	10 22	11 22	6 25	19 18	11 24	31 20	11 25	7 19	5 15	18 25	13 9	3 25
Tomas Scheckter	- -	- -	- -	- -	- -	20 15	18 13	- -	- -	19 15	12 19	- -
Alex Tagliani	2 19	8 6	21 10	7 21	5 8	5 10	20 18	6 12	19 17	9 17	19 23	14 4
Paul Tracy	- -	- -	- -	- -	- -	- -	- -	- -	12 14	24 13	15 6	- -
E.J. Viso	17 12	9 17	10 16	17 15	16 27	19 25	14 11	19 3	25 11	13 19	6 8	8 26
Dan Wheldon	18 5	15 20	23 11	10 9	25 15	18 2	15 9	10 11	20 6	15 10	22 20	13 14
Justin Wilson	3 11	4 2	11 7	3 2	20 18	11 7	12 19	11 24	6 10	1 7	9 21	11 27
Roger Yasukawa	- -	- -	- -	- -	- -	- -	- -	- -	- -	- -	- -	- -

(R) – Rookie

See page 84 for Track Key

▼ RACES 13-17 CONTINUED ON NEXT PAGE ▼



2010 IRL Driver Index (RACES 13-17 of 17) – Starts/Finishes *(continued)*

DRIVER	13 INF ST/FN	14 CS ST/FN	15 KYS ST/FN	16 TRM ST/FN	17 HMS ST/FN
John Andretti	- -	- -	- -	- -	- -
Marco Andretti	18 12	5 3	15 6	5 11	16 7
Bertrand Baguette (R)	13 23	20 12	6 10	13 25	14 15
Ana Beatriz (R)	- -	22 24	- -	- -	15 26
Townsend Bell	- -	- -	- -	- -	- -
Ryan Briscoe	5 4	1 11	9 24	2 4	4 4
Ed Carpenter	- -	11 20	1 2	- -	7 13
Adam Carroll (R)	- -	- -	- -	- -	- -
Helio Castroneves	2 5	4 6	8 1	1 1	10 5
Mike Conway	- -	- -	- -	- -	- -
Simona De Silvestro (R)	11 13	27 23	19 25	24 23	25 23
Scott Dixon	6 2	15 8	4 7	11 6	2 1
Francesco Dracone (R)	25 20	- -	- -	- -	- -
Milka Duno	24 22	26 19	24 19	25 19	27 24
Sarah Fisher	- -	25 15	21 22	- -	17 22
Dario Franchitti	3 3	2 1	11 5	4 2	1 8
Davey Hamilton	- -	28 18	- -	- -	- -
J.R. Hildebrand (R)	19 24	- -	- -	- -	- -
Jay Howard (R)	- -	29 22	- -	- -	- -
Ryan Hunter-Reay	8 8	9 4	27 21	7 9	20 11
Bruno Junqueira	- -	- -	- -	- -	- -
Tony Kanaan	9 7	13 5	26 4	6 7	8 3
Alex Lloyd (R)	22 10	14 21	18 13	15 21	22 12
Raphael Matos	10 21	18 29	20 16	19 18	23 17
Vitor Meira	21 15	24 9	12 23	14 17	21 6
Mario Moraes	20 11	21 17	7 18	20 24	13 27
Hideki Mutoh	14 17	8 13	5 17	17 14	26 20
Danica Patrick	23 16	12 14	17 9	12 5	11 2
Will Power	1 1	3 16	2 8	3 3	3 25
Graham Rahal	16 9	6 10	25 20	16 8	18 10
Mario Romancini (R)	- -	- -	- -	- -	- -
Sebastian Saavedra (R)	- -	- -	- -	- -	24 16
Takuma Sato (R)	17 18	10 26	14 27	10 12	9 18
Tomas Scheckter	- -	17 28	10 14	- -	- -
Alex Tagliani	4 14	19 25	13 15	23 13	19 14
Paul Tracy	- -	- -	23 12	22 22	- -
E.J. Viso	15 19	16 27	22 26	8 15	12 19
Dan Wheldon	12 25	7 2	3 3	9 10	5 9
Justin Wilson	7 6	23 7	16 11	18 16	6 21
Roger Yasukawa	- -	- -	- -	21 20	- -

▲ RACES 1-12 SHOWN ON PREVIOUS PAGE ▲

(R) – Rookie

See page 84 for Track Key

## 2009 IRL Driver Performance Chart

Rank	Driver	Points	Starts	Best Start	Best Finish	Laps Completed (2,788)	Running at Finish	Races Led	Laps Led	Earnings
1	Dario Franchitti	616	17	1	1	2738	16	11	495	\$1,768,305
2	Scott Dixon	605	17	1	1	2766	16	12	815	715,905
3	Ryan Briscoe	604	17	1	1	2499	16	13	739	778,755
4	Helio Castroneves	433	16	1	1	2582	12	11	187	3,195,505
5	Danica Patrick	393	17	3	3	2699	16	2	26	838,305
6	Tony Kanaan	386	17	3	3	2371	12	5	88	388,805
7	Graham Rahal	385	17	1	3	2335	13	2	11	401,305
8	Marco Andretti	380	17	4	4	2488	14	3	10	340,305
9	Justin Wilson	354	17	2	1	2374	13	3	129	380,555
10	Dan Wheldon	354	17	6	2	2614	14	1	8	1,296,805
11	Hideki Mutoh	353	17	5	3	2548	13	1	74	367,055
12	Ed Carpenter	321	17	4	2	2735	16	2	35	332,555
13	Raphael Matos (R)	312	17	3	6	2369	13	1	2	333,305
14	Mario Moraes	304	16	2	3	2108	11	1	1	365,055
15	Ryan Hunter-Reay	298	17	7	2	2218	12	0	0	418,055
16	Robert Doornbos (R)	283	17	2	9	2355	13	1	2	305,555
17	Mike Conway (R)	261	17	6	3	1973	9	0	0	332,805
18	E.J. Viso	248	17	4	7	1851	9	0	0	300,305
19	Will Power	215	6	1	1	765	6	3	135	457,305
20	Tomas Scheckter	195	11	9	6	1882	7	2	10	290,305
21	Oriol Servia	115	5	7	4	658	4	0	0	286,805
22	Alex Tagliani	114	6	5	9	788	6	1	21	295,305
23	Paul Tracy	113	6	9	6	693	4	0	0	273,805
24	Milka Duno	113	9	12	16	1094	6	0	0	301,805
25	Sarah Fisher	89	6	11	12	1207	6	0	0	280,305
26	Jaques Lazier	77	6	20	13	708	3	0	0	
27	Richard Antinucci (R)	63	5	19	15	266	3	0	0	
28	Vitor Meira	62	4	14	9	371	2	0	0	300,305
29	Stanton Barrett (R)	62	4	18	12	543	3	0	0	
30	Alex Lloyd (R)	41	2	5	8	398	2	0	0	270,305
31	Darren Manning	38	2	10	8	184	2	0	0	
32	Townsend Bell	32	1	24	4	200	1	0	0	465,305
33	A.J. Foyt IV	26	2	19	16	370	1	0	0	271,805
34	Scott Sharp	16	1	20	14	200	1	0	0	270,305
35	Nelson Philippe (R)	16	1	31	24	130	0	0	0	270,555
36	Kosuke Matsuura	13	1	16	17	195	1	0	0	
37	John Andretti	12	1	28	19	200	1	0	0	276,805
38	Franck Montagny (R)	12	1	8	20	57	0	0	0	
39	Roger Yasukawa	12	1	17	20	172	1	0	0	
40	Davey Hamilton	10	1	22	29	79	0	0	0	271,805

(R) – Rookie

Note: Total Season Earnings include season-ending contingency awards, but not IndyCar T.E.A.M. money

## WINS

1	Scott Dixon	5
	Dario Franchitti	5
3	Ryan Briscoe	3
4	Helio Castroneves	2
5	Will Power	1
	Justin Wilson	1

## POLES

1	Dario Franchitti	5
2	Ryan Briscoe	4
3	Will Power	2
	Graham Rahal	2
5	Helio Castroneves	1
	Scott Dixon	1

## 2009 IRL Driver Index (RACES 1-12 of 17) – Starts/Finishes

DRIVER	1 STP ST/FN	2 LB ST/FN	3 KAS ST/FN	4 IMS ST/FN	5 MIL ST/FN	6 TMS ST/FN	7 IS ST/FN	8 RIR ST/FN	9 WG ST/FN	10 TOR ST/FN	11 EDM ST/FN	12 KYS ST/FN
John Andretti	- -	- -	- -	28 19	- -	- -	- -	- -	- -	- -	- -	- -
Marco Andretti	18 13	19 6	5 6	8 30	13 7	8 4	8 12	16 7	8 5	17 8	18 10	6 10
Richard Antinucci (R)	- -	- -	- -	- -	- -	- -	- -	- -	20 19	23 21	19 22	- -
Stanton Barrett (R)	21 12	21 17	18 17	- -	DNS 21	- -	- -	- -	- -	- -	- -	- -
Townsend Bell	- -	- -	- -	24 4	- -	- -	- -	- -	- -	- -	- -	- -
Ryan Briscoe	4 1	10 13	7 4	2 15	1 2	2 2	2 2	4 19	1 2	11 2	2 4	3 1
Ed Carpenter	22 18	23 18	10 9	17 8	19 16	10 9	13 10	14 13	21 16	19 15	23 16	14 2
Helio Castroneves	- -	8 7	21 2	1 1	20 11	4 1	1 7	3 17	13 4	10 18	3 2	4 4
Mike Conway (R)	12 22	16 21	16 19	27 18	11 20	19 19	19 8	11 18	6 6	6 22	11 20	19 17
Scott Dixon	8 16	6 15	4 1	5 6	4 1	3 3	3 5	2 1	3 3	8 4	4 3	1 7
Robert Doornbos (R)	13 11	15 9	2 12	23 28	12 14	9 11	14 15	12 9	17 9	7 23	10 9	12 19
Milka Duno	- -	- -	12 16	30 20	- -	20 23	- -	- -	19 17	- -	- -	15 20
Sarah Fisher	- -	- -	11 13	21 17	- -	14 17	- -	- -	- -	- -	- -	22 12
A.J. Foyt IV	- -	- -	- -	19 16	- -	22 20	- -	- -	- -	- -	- -	- -
Dario Franchitti	5 4	2 1	20 18	3 7	8 3	1 5	4 1	1 2	5 15	1 1	6 5	2 6
Davey Hamilton	- -	- -	- -	22 29	- -	- -	- -	- -	- -	- -	- -	- -
Ryan Hunter-Reay	14 2	12 11	19 15	32 32	18 12	23 16	17 19	18 15	16 21	12 7	21 17	17 14
Tony Kanaan	3 5	11 3	8 3	6 27	3 19	16 8	7 14	17 6	9 8	20 17	13 21	9 3
Jaques Lazier	- -	- -	- -	- -	- -	24 18	20 13	20 20	- -	- -	- -	21 23
Alex Lloyd (R)	- -	- -	- -	11 13	- -	- -	- -	- -	- -	- -	- -	- -
Darren Manning	10 8	18 16	- -	- -	- -	- -	- -	- -	- -	- -	- -	- -
Raphael Matos (R)	9 20	3 8	15 20	12 22	9 6	15 12	12 16	6 8	18 12	9 10	8 18	13 16
Kosuke Matsuura	- -	- -	- -	- -	- -	- -	- -	- -	- -	- -	- -	- -
Vitor Meira	17 9	20 14	14 22	14 21	- -	- -	- -	- -	- -	- -	- -	- -
Franck Montagny (R)	- -	- -	- -	- -	- -	- -	- -	- -	- -	- -	- -	- -
Mario Moraes	20 21	13 19	6 11	7 33	5 9	6 10	15 17	19 16	4 14	13 11	7 23	16 18
Hideki Mutoh	19 15	17 20	13 8	16 10	6 8	11 21	11 3	8 4	12 18	22 12	12 14	11 13
Danica Patrick	15 19	22 4	3 5	10 3	7 5	5 6	5 9	10 5	7 11	18 6	20 11	5 8
Nelson Philippe (R)	- -	- -	- -	31 25	- -	- -	- -	- -	- -	- -	- -	- -
Will Power	6 6	1 2	- -	9 5	- -	- -	- -	- -	- -	2 3	1 1	20 9
Graham Rahal	1 7	7 12	1 7	4 31	2 4	12 22	9 11	5 3	15 13	3 20	5 7	10 5
Tomas Scheckter	- -	- -	- -	26 12	10 13	18 13	16 6	9 11	- -	14 16	16 19	23 22
Oriol Servia	- -	- -	- -	25 26	- -	- -	- -	- -	- -	- -	- -	- -
Scott Sharp	- -	- -	- -	20 14	- -	- -	- -	- -	- -	- -	- -	- -
Alex Tagliani	7 10	9 10	- -	33 11	- -	13 14	- -	- -	- -	5 9	17 13	- -
Paul Tracy	- -	- -	- -	13 9	16 17	- -	- -	- -	14 20	15 19	9 6	- -
E.J. Viso	16 17	4 23	22 21	29 24	17 18	21 24	18 20	7 12	10 7	16 13	14 12	18 15
Dan Wheldon	11 14	14 5	9 10	18 2	14 10	7 7	6 4	13 10	11 10	21 14	22 15	7 11
Justin Wilson	2 3	5 22	17 14	15 23	15 15	17 15	10 18	15 14	2 1	4 5	15 8	8 21
Roger Yasukawa	- -	- -	- -	- -	- -	- -	- -	- -	- -	- -	- -	- -

▼ RACES 13-17 CONTINUED ON NEXT PAGE ▼

(R) – Rookie; DNS – Did not start

See page 84 for Track Key

## 2009 IRL Driver Index (RACES 13-17 of 17) – Starts/Finishes (continued)

DRIVER	13 M-O ST/FN	14 INF ST/FN	15 CS ST/FN	16 TRM ST/FN	17 HMS ST/FN
John Andretti	- -	- -	- -	- -	- -
Marco Andretti	13 6	4 14	7 11	14 7	8 22
Richard Antinucci (R)	19 18	19 15	- -	- -	- -
Stanton Barrett (R)	- -	- -	- -	20 19	- -
Townsend Bell	- -	- -	- -	- -	- -
Ryan Briscoe	1 2	2 2	1 1	4 18	3 2
Ed Carpenter	21 17	20 11	12 6	11 13	4 12
Helio Castroneves	5 12	3 18	2 20	21 10	11 5
Mike Conway (R)	16 20	9 3	16 16	13 22	20 15
Scott Dixon	3 1	10 13	6 2	1 1	2 3
Robert Doornbos (R)	18 14	15 10	22 18	19 16	22 20
Milka Duno	20 21	21 17	21 21	- -	17 17
Sarah Fisher	- -	- -	19 14	- -	16 18
A.J. Foyt IV	- -	- -	- -	- -	- -
Dario Franchitti	6 3	1 1	3 4	3 2	1 1
Davey Hamilton	- -	- -	- -	- -	- -
Ryan Hunter-Reay	7 4	16 19	18 15	15 21	21 13
Tony Kanaan	8 10	7 8	4 13	23 11	15 4
Jaques Lazier	- -	- -	23 19	- -	23 23
Alex Lloyd (R)	- -	- -	- -	- -	5 8
Darren Manning	- -	- -	- -	- -	- -
Raphael Matos (R)	15 9	18 9	17 9	12 9	9 14
Kosuke Matsuura	- -	- -	- -	16 17	- -
Vitor Meira	- -	- -	- -	- -	- -
Franck Montagny (R)	- -	8 20	- -	- -	- -
Mario Moraes	- -	14 4	8 3	2 5	10 7
Hideki Mutoh	11 5	5 5	13 23	22 14	19 6
Danica Patrick	12 19	11 16	10 12	6 6	7 19
Nelson Philippe (R)	- -	DNS 24	- -	- -	- -
Will Power	- -	DNS 23	- -	- -	- -
Graham Rahal	4 8	6 21	5 5	5 3	6 11
Tomas Scheckter	- -	- -	14 8	10 23	12 9
Oriol Servia	14 11	17 6	9 7	7 4	- -
Scott Sharp	- -	- -	- -	- -	- -
Alex Tagliani	- -	- -	- -	- -	- -
Paul Tracy	10 7	- -	- -	- -	- -
E.J. Viso	9 15	13 22	20 17	18 15	18 16
Dan Wheldon	17 16	12 12	11 22	8 8	14 21
Justin Wilson	2 13	22 7	15 10	9 12	13 10
Roger Yasukawa	- -	- -	- -	17 20	- -

▲ RACES 1-12 SHOWN ON PREVIOUS PAGE ▲

(R) – Rookie; DNS – Did not start

See page 84 for Track Key

## 2008 IRL Driver Performance Chart

Rank	Driver	Points	Starts	Best Start	Best Finish	Laps Completed (2,860)	Running at Finish	Races Led	Laps Led	Earnings
	Scott Dixon	646	17	1	1	2851	16	11	899	
	Helio Castroneves	629	17	1	1	2857	17	13	561	
	Tony Kanaan	513	17	1	1	2724	15	9	415	
	Dan Wheldon	492	17	2	1	2795	15	6	164	
	Ryan Briscoe	447	17	1	1	2419	12	8	202	
	Danica Patrick	379	17	2	1	2779	15	2	4	
	Marco Andretti	363	17	1	2	2387	10	8	330	
	Ryan Hunter-Reay	360	17	3	1	2589	14	2	13	
	Oriol Servia	358	16	3	4	2440	14	2	6	
	Hideki Mutoh (R)	346	17	3	2	2478	12	0	0	
	Justin Wilson (R)	340	16	2	1	2204	12	4	49	
	Will Power (R)	331	16	2	4	1792	11	1	3	
	Vitor Meira	324	17	2	2	2267	10	6	81	
	Darren Manning	323	17	8	2	2243	13	2	11	
	Ed Carpenter	320	17	6	5	2408	12	1	3	
	Buddy Rice	306	17	5	4	2305	12	1	8	
	Graham Rahal (R)	288	15	2	1	1793	9	1	19	
	E.J. Viso (R)	286	15	9	4	2276	11	2	21	
	A.J. Foyt IV	280	17	5	5	2259	11	1	3	
	Bruno Junqueira	256	15	7	6	1944	12	2	12	
	Mario Moraes (R)	244	16	10	7	2350	12	2	4	
	Enrique Bernoldi (R)	220	14	8	5	1577	6	1	3	
	Jaime Camara (R)	174	14	17	14	1739	7	1	44	
	Marty Roth	166	12	7	13	1240	6	0	0	
	Milka Duno	140	11	16	14	1421	6	1	5	
	Townsend Bell	117	7	12	8	1125	5	0	0	
	Mario Dominguez (R)	112	6	11	13	603	4	0	0	
	Jay Howard (R)	72	5	14	13	536	3	0	0	
	John Andretti	71	5	7	11	988	4	0	0	
	Franck Perera (R)	71	3	10	14	467	1	0	0	
	Tomas Scheckter	66	6	4	21	507	1	0	0	
	Sarah Fisher	37	3	16	15	417	1	0	0	
	Paul Tracy	32	1	15	4	91	1	0	0	
	Alex Tagliani	30	2	19	12	254	1	0	0	
	Davey Hamilton	16	1	18	14	200	1	0	0	
	Roger Yasukawa	16	1	18	14	134	0	0	0	
	Buddy Lazier	13	1	32	17	195	1	0	0	
	Alex Lloyd (R)	10	1	19	25	151	0	0	0	
	Jeff Simmons	10	1	24	28	112	0	0	0	

(R) – Rookie

## WINS

1	Scott Dixon	6
2	Ryan Briscoe	2
	Helio Castroneves	2
	Dan Wheldon	2
5	Ryan Hunter-Reay	1
	Tony Kanaan	1
	Danica Patrick	1
	Graham Rahal	1
	Justin Wilson	1

## POLES

1	Scott Dixon	6
2	Ryan Briscoe	3
	Helio Castroneves	3
4	Tony Kanaan	1
	Marco Andretti	1

## 2008 IRL Driver Index (RACES 1-12 of 18) – Starts/Finishes

DRIVER	1 HMS ST/FN	2 STP ST/FN	3 TRM ST/FN	4 LB ST/FN	5 KAS ST/FN	6 IMS ST/FN	7 MIL ST/FN	8 TMS ST/FN	9 IS ST/FN	10 RIR ST/FN	11 WG ST/FN	12 NS ST/FN
John Andretti	- -	- -	- -	- -	- -	21 16	16 19	7 16	23 11	12 21	- -	- -
Marco Andretti	4 2	12 25	4 18	- -	14 5	7 3	1 21	14 19	8 3	2 9	7 5	11 24
Townsend Bell	- -	23 21	16 10	- -	- -	12 10	21 11	- -	- -	21 8	- -	- -
Enrique Bernoldi (R)	17 18	18 5	- -	8 4	25 25	29 15	8 16	20 23	17 17	26 26	16 21	19 20
Ryan Briscoe	3 19	5 23	15 9	- -	9 7	3 23	11 1	3 3	5 7	11 15	1 12	9 23
Jaime Camara (R)	- -	- -	- -	- -	19 21	30 31	24 24	21 24	21 20	24 14	23 18	23 21
Ed Carpenter	24 5	21 18	7 6	- -	6 10	10 5	17 20	12 9	9 23	13 11	21 17	8 8
Helio Castroneves	5 4	4 2	1 2	- -	8 4	4 4	5 5	2 2	2 14	18 2	26 16	1 3
Scott Dixon	1 1	13 22	2 3	- -	1 3	1 1	3 2	1 1	1 4	4 3	4 11	5 1
Mario Dominguez (R)	- -	- -	- -	10 3	- -	- -	25 26	24 21	- -	- -	19 13	- -
Milka Duno	16 20	- -	- -	- -	24 16	27 19	- -	27 17	22 24	- -	25 20	16 17
Sarah Fisher	- -	- -	- -	- -	- -	22 30	- -	- -	- -	- -	- -	- -
A.J. Foyt IV	25 9	24 11	8 15	- -	5 8	31 21	18 17	15 12	18 5	8 24	22 19	24 22
Davey Hamilton	- -	- -	- -	- -	- -	18 14	- -	- -	- -	- -	- -	- -
Jay Howard (R)	23 22	20 14	14 13	- -	15 13	- -	- -	- -	- -	- -	24 26	- -
Ryan Hunter-Reay	9 7	6 17	10 7	- -	12 18	20 6	12 15	10 20	14 8	25 16	3 1	4 19
Bruno Junqueira	20 23	25 24	- -	11 12	26 15	15 20	15 18	26 15	DNS 25	9 23	11 6	22 15
Tony Kanaan	6 8	1 3	3 5	- -	11 2	6 29	6 3	13 5	4 18	1 1	6 3	7 4
Buddy Lazier	- -	- -	- -	- -	- -	32 17	- -	- -	- -	- -	- -	- -
Alex Lloyd (R)	- -	- -	- -	- -	- -	19 25	- -	- -	- -	- -	- -	- -
Darren Manning	12 13	11 13	12 8	- -	16 24	14 9	20 13	17 28	19 21	22 12	8 2	18 9
Vitor Meira	10 10	17 19	13 16	- -	10 22	8 2	26 22	9 7	12 15	17 20	10 22	15 6
Mario Moraes (R)	21 16	22 16	- -	19 20	27 17	28 18	23 23	22 18	24 19	20 17	13 7	20 10
Hideki Mutoh (R)	7 24	14 6	9 11	- -	13 6	9 7	14 12	4 6	7 2	7 13	20 9	3 14
Danica Patrick	2 6	19 10	6 1	- -	3 19	5 22	13 9	5 10	6 6	14 6	14 14	2 5
Franck Perera (R)	13 14	10 20	- -	3 6	- -	- -	- -	- -	- -	- -	- -	- -
Will Power (R)	19 25	2 8	- -	4 1	18 27	23 13	4 14	8 13	11 9	16 25	12 15	14 11
Graham Rahal (R)	- -	9 1	- -	9 13	20 12	13 33	2 25	18 11	16 10	3 18	18 8	10 12
Buddy Rice	11 11	16 15	11 12	- -	21 20	17 8	19 10	25 8	15 22	5 22	17 4	12 7
Marty Roth	8 21	DNS 26	17 17	- -	7 26	33 32	DNS 27	19 22	DNS 26	15 19	- -	21 13
Tomas Scheckter	- -	- -	- -	- -	4 23	11 24	- -	6 25	- -	- -	- -	- -
Oriol Servia	14 12	7 7	- -	12 5	23 11	25 11	9 6	16 26	10 16	10 5	5 23	17 16
Jeff Simmons	- -	- -	- -	- -	- -	24 28	- -	- -	- -	- -	- -	- -
Alex Tagliani	- -	- -	- -	- -	- -	- -	- -	- -	- -	- -	- -	- -
Paul Tracy	- -	- -	- -	- -	- -	- -	- -	- -	- -	- -	- -	- -
E.J. Viso (R)	18 17	15 4	- -	14 9	17 14	26 26	10 8	28 14	13 13	19 10	15 10	- -
Dan Wheldon	22 3	8 12	5 4	- -	2 1	2 12	7 4	11 4	3 1	6 4	9 24	6 2
Justin Wilson (R)	15 15	3 9	- -	1 19	22 9	16 27	22 7	23 27	12 20	23 7	2 25	13 18
Roger Yasukawa	- -	- -	18 14	- -	- -	- -	- -	- -	- -	- -	- -	- -

▼ RACES 13-18 CONTINUED ON NEXT PAGE ▼

(R) – Rookie; DNS – Did not start

See page 84 for Track Key

## 2008 IRL Driver Index (RACES 13-18 of 18) – Starts/Finishes (continued)

DRIVER	13	14	15	16	17	18
	M-O ST/FN	EDM ST/FN	KYS ST/FN	INF ST/FN	BI ST/FN	CS ST/FN
John Andretti	- -	- -	- -	- -	- -	- -
Marco Andretti	3 25	12 17	9 3	10 14	13 18	5 8
Townsend Bell	- -	24 25	- -	19 19	- -	- -
Enrique Bernoldi (R)	18 26	11 16	24 22	27 21	- -	- -
Ryan Briscoe	2 1	1 6	5 7	2 2	5 9	1 3
Jaime Camara (R)	25 14	26 23	22 16	26 24	22 25	17 18
Ed Carpenter	22 15	23 13	8 6	23 23	20 14	13 28
Helio Castroneves	1 2	2 2	6 2	1 1	2 2	28 1
Scott Dixon	6 3	4 1	1 1	5 12	1 5	2 2
Mario Dominguez (R)	16 19	19 24	- -	11 16	- -	- -
Milka Duno	26 23	- -	18 21	- -	23 23	20 14
Sarah Fisher	- -	- -	16 15	- -	- -	18 24
A.J. Foyt IV	23 18	17 12	10 20	24 20	17 10	15 13
Davey Hamilton	- -	- -	- -	- -	- -	- -
Jay Howard (R)	- -	- -	- -	- -	- -	- -
Ryan Hunter-Reay	15 10	13 8	14 9	8 18	7 6	16 9
Bruno Junqueira	9 13	7 14	25 14	13 17	24 7	25 20
Tony Kanaan	5 7	27 9	7 8	4 3	8 3	4 4
Buddy Lazier	- -	- -	- -	- -	- -	- -
Alex Lloyd (R)	- -	- -	- -	- -	- -	- -
Darren Manning	21 8	18 10	17 19	21 22	15 12	23 7
Vitor Meira	11 6	16 19	2 4	18 7	14 17	8 27
Mario Moraes (R)	19 24	10 20	23 17	12 10	19 15	27 21
Hideki Mutoh (R)	10 9	21 27	4 18	20 13	16 11	11 22
Danica Patrick	20 12	14 18	26 11	9 5	10 16	3 10
Franck Perera (R)	- -	- -	- -	- -	- -	24 15
Will Power (R)	12 4	5 22	13 26	3 25	12 8	10 5
Graham Rahal (R)	14 16	8 26	20 25	15 8	6 13	14 19
Buddy Rice	7 20	22 11	15 10	22 11	18 19	22 25
Marty Roth	24 21	25 21	11 23	25 26	DNS 26	9 16
Tomas Scheckter	- -	- -	- -	17 27	25 21	7 26
Oriol Servia	8 5	3 5	12 12	6 15	3 4	12 17
Jeff Simmons	- -	- -	- -	- -	- -	- -
Alex Tagliani	- -	- -	- -	- -	21 22	19 12
Paul Tracy	- -	15 4	- -	- -	- -	- -
E.J. Viso (R)	17 22	20 15	21 13	14 6	9 24	26 23
Dan Wheldon	13 17	9 7	3 5	16 4	11 20	6 6
Justin Wilson (R)	4 11	6 3	19 24	7 9	4 1	21 11
Roger Yasukawa	- -	- -	- -	- -	- -	- -

▲ RACES 1-12 SHOWN ON PREVIOUS PAGE ▲

(R) – Rookie; DNS – Did not start  
See page 84 for Track Key

## 2007 IRL Driver Performance Chart

Rank	Driver	Points	Starts	Best Start	Best Finish	Laps Completed (2,933)	Running at Finish	Races Led	Laps Led	Earnings
1	Dario Franchitti	637	17	1	1	2874	16	10	718	\$4,017,583
2	Scott Dixon	624	17	1	1	2777	15	13	291	2,152,417
3	Tony Kanaan	576	17	1	1	2594	15	12	348	1,756,269
4	Dan Wheldon	466	17	1	1	2566	12	10	605	1,336,855
5	Sam Hornish Jr.	465	17	2	1	2544	14	5	255	1,323,789
6	Helio Castroneves	446	17	1	1	2663	12	9	480	1,659,603
7	Danica Patrick	424	17	2	2	2709	14	4	17	1,182,055
8	Scott Sharp	412	17	1	3	2910	16	2	15	1,212,505
9	Buddy Rice	360	17	7	4	2652	12	3	49	1,010,205
10	Tomas Scheckter	357	17	6	5	2379	12	1	2	1,064,905
11	Marco Andretti	350	17	2	2	2129	7	6	43	1,063,051
12	Vitor Meira	334	17	8	4	2441	11	4	85	1,035,605
13	Darren Manning	332	17	5	4	2625	13	0	0	988,005
14	A.J. Foyt IV	315	17	9	3	2578	11	1	13	993,055
15	Ed Carpenter	309	17	5	6	2628	12	0	0	948,605
16	Kosuke Matsuura	303	17	6	4	2229	10	1	3	957,005
17	Sarah Fisher	275	17	8	7	2653	14	0	0	907,505
18	Jeff Simmons	201	11	6	6	1696	8	2	6	728,447
19	Ryan Hunter-Reay (R)	119	6	5	6	695	4	0	0	307,300
20	Milka Duno (R)	96	7	19	11	846	3	0	0	435,355
21	Marty Roth	53	4	17	14	481	1	0	0	323,205
22	Alex Barron	41	3	18	15	442	2	0	0	318,805
23	Jon Herb	34	3	14	20	121	0	0	0	258,505
24	Ryan Briscoe	30	1	7	5	166	1	0	0	302,305
25	Hideki Mutoh (R)	24	1	13	8	198	1	0	0	45,300
26	Davey Hamilton	22	1	20	9	166	1	0	0	268,905
27	Michael Andretti	17	1	11	13	166	1	1	1	238,247
28	Buddy Lazier	12	1	22	19	164	1	0	0	216,805
29	P.J.Chesson	12	1	20	19	94	1	0	0	32,400
30	Roger Yasukawa	12	1	23	21	164	1	0	0	234,305
31	Richie Hearn	12	1	32	23	163	1	0	0	224,305
32	Al Unser Jr.	10	1	25	26	161	1	0	0	205,805
33	Jaques Lazier	10	1	28	27	155	0	1	2	207,389
34	Phil Giebler (R)	10	1	33	29	106	0	0	0	230,305
35	John Andretti	10	1	24	30	95	0	0	0	204,305
36	Roberto Moreno	10	1	31	33	36	0	0	0	224,805
<b>Total:</b>										<b>28,615,815</b>

(R) – Rookie

Note: Total Season Earnings include season-ending contingency awards.

## WINS

1	Tony Kanaan	5
2	Scott Dixon	4
	Dario Franchitti	4
4	Dan Wheldon	2
5	Helio Castroneves	1
	Sam Hornish Jr.	1

## POLES

1	Helio Castroneves	7
2	Dario Franchitti	3
3	Scott Dixon	2
	Tony Kanaan	2
5	Scott Sharp	1
	Dan Wheldon	1



## 2007 IRL Driver Index (RACES 1-12 of 17) – Starts/Finishes

DRIVER	1 HMS ST/FN	2 STP ST/FN	3 TRM ST/FN	4 KAS ST/FN	5 IMS ST/FN	6 MIL ST/FN	7 TMS ST/FN	8 IS ST/FN	9 RIR ST/FN	10 WG ST/FN	11 NS ST/FN	12 M-0 ST/FN
John Andretti	- -	- -	- -	- -	24 30	- -	- -	- -	- -	- -	- -	- -
Marco Andretti	5 20	2 4	10 16	9 19	9 24	14 15	12 19	12 2	14 12	6 5	8 5	4 18
Michael Andretti	- -	- -	- -	- -	11 13	- -	- -	- -	- -	- -	- -	- -
Alex Barron	18 19	- -	- -	20 16	26 15	- -	- -	- -	- -	- -	- -	- -
Ryan Briscoe	- -	- -	- -	- -	7 5	- -	- -	- -	- -	- -	- -	- -
Ed Carpenter	14 6	16 18	16 15	13 17	14 17	8 7	20 18	5 6	15 10	17 12	14 13	16 16
Helio Castroneves	7 9	1 1	1 7	3 3	1 3	1 16	5 16	2 8	6 11	1 18	6 6	1 3
P.J. Chesson	- -	- -	- -	- -	- -	- -	- -	- -	- -	- -	- -	- -
Scott Dixon	6 2	4 2	6 4	5 4	4 2	2 4	7 12	1 10	3 2	2 1	1 1	6 1
Milka Duno (R)	- -	- -	- -	- -	21 14	29 31	- -	19 11	19 18	19 19	- -	- -
Sarah Fisher	8 11	18 15	15 14	17 12	21 18	16 14	18 10	18 7	16 16	18 16	17 15	17 15
A.J. Foyt IV	9 18	17 13	14 13	15 9	18 14	12 13	17 17	10 12	17 13	16 15	11 12	14 13
Dario Franchitti	3 7	3 5	7 3	6 2	3 1	10 2	3 4	3 1	1 1	3 3	2 2	5 2
Phil Giebler (R)	- -	- -	- -	- -	33 29	- -	- -	- -	- -	- -	- -	- -
Davey Hamilton	- -	- -	- -	- -	20 9	- -	- -	- -	- -	- -	- -	- -
Richie Hearn	- -	- -	- -	- -	32 23	- -	- -	- -	- -	- -	- -	- -
Jon Herb	- -	- -	- -	- -	27 32	- -	14 20	- -	- -	- -	- -	- -
Sam Hornish Jr.	2 3	7 7	5 5	2 6	5 4	5 9	2 1	8 14	5 15	5 2	4 4	7 14
Ryan Hunter-Reay (R)	- -	- -	- -	- -	- -	- -	- -	- -	- -	- -	- -	10 7
Tony Kanaan	4 5	6 3	3 1	1 15	2 12	3 1	4 2	7 16	2 4	4 4	3 18	3 4
Buddy Lazier	- -	- -	- -	- -	22 19	- -	- -	- -	- -	- -	- -	- -
Jaques Lazier	- -	- -	- -	- -	28 27	- -	- -	- -	- -	- -	- -	- -
Darren Manning	15 13	5 12	18 12	11 11	15 20	15 11	11 13	15 5	13 14	9 9	17 9	8 6
Kosuke Matsuura	16 16	10 17	9 18	12 18	17 16	6 12	15 9	16 15	18 17	11 8	18 16	13 12
Vitor Meira	10 4	9 16	13 17	8 8	19 10	9 5	13 5	13 9	9 9	8 17	15 10	18 17
Roberto Moreno	- -	- -	- -	- -	31 33	- -	- -	- -	- -	- -	- -	- -
Hideki Mutoh (R)	- -	- -	- -	- -	- -	- -	- -	- -	- -	- -	- -	- -
Danica Patrick	13 14	11 8	4 11	10 7	8 8	17 8	6 3	11 13	8 6	15 11	7 3	2 5
Buddy Rice	12 10	13 10	11 10	18 20	16 25	7 18	16 8	17 4	12 5	7 6	16 17	9 8
Marty Roth	17 15	- -	- -	19 21	30 28	- -	- -	- -	- -	- -	- -	- -
Tomas Scheckter	11 8	8 6	8 9	7 5	10 7	13 17	9 14	14 19	10 7	13 13	12 11	12 9
Scott Sharp	19 12	15 11	12 6	14 13	12 6	11 6	1 7	4 3	7 8	14 14	10 7	15 11
Jeff Simmons	20 17	12 14	17 8	16 10	13 11	18 10	8 6	6 17	11 18	12 10	9 14	- -
Al Unser Jr.	- -	- -	- -	- -	25 26	- -	- -	- -	- -	- -	- -	- -
Dan Wheldon	1 1	14 9	2 2	4 1	6 22	4 3	10 15	9 11	4 3	10 7	5 8	11 10
Roger Yasukawa	- -	- -	- -	- -	23 21	- -	- -	- -	- -	- -	- -	- -

▼ RACES 13-17 CONTINUED ON NEXT PAGE ▼

(R) – Rookie

See page 84 for Track Key

2007 IRL Driver Index (RACES 13-17 of 17) – Starts/Finishes *(continued)*

DRIVER	13 MICH ST/FN	14 KYS ST/FN	15 INF ST/FN	16 BI ST/FN	17 CS ST/FN
John Andretti	- -	- -	- -	- -	- -
Marco Andretti	13 2	15 4	8 16	6 17	10 22
Michael Andretti	- -	- -	- -	- -	- -
Alex Barron	- -	- -	- -	- -	- -
Ryan Briscoe	- -	- -	- -	- -	- -
Ed Carpenter	10 14	9 7	14 13	12 10	14 16
Helio Castroneves	3 17	13 9	4 2	1 14	3 4
P.J. Chesson	- -	- -	- -	- -	20 19
Scott Dixon	7 10	4 2	5 1	3 8	6 2
Milka Duno (R)	19 19	- -	- -	- -	22 15
Sarah Fisher	16 16	14 14	18 17	18 16	17 12
A.J. Foyt IV	15 8	10 3	15 15	13 9	18 10
Dario Franchitti	1 13	2 8	1 3	2 6	1 1
Phil Giebler (R)	- -	- -	- -	- -	- -
Davey Hamilton	- -	- -	- -	- -	- -
Richie Hearn	- -	- -	- -	- -	- -
Jon Herb	20 20	- -	- -	- -	- -
Sam Hornish Jr.	2 9	7 18	6 5	7 12	2 3
Ryan Hunter-Reay (R)	12 6	8 15	7 18	5 18	12 7
Tony Kanaan	8 1	1 1	3 4	4 1	4 6
Buddy Lazier	- -	- -	- -	- -	- -
Jaques Lazier	- -	- -	- -	- -	- -
Darren Manning	18 15	18 13	16 12	8 4	8 21
Kosuke Matsuura	14 4	17 11	12 10	14 5	16 17
Vitor Meira	11 18	12 10	13 9	10 15	15 18
Roberto Moreno	- -	- -	- -	- -	- -
Hideki Mutoh (R)	- -	- -	- -	- -	13 8
Danica Patrick	9 7	11 16	2 6	11 2	7 11
Buddy Rice	17 5	16 12	9 11	15 7	19 9
Marty Roth	- -	- -	- -	- -	21 14
Tomas Scheckter	6 11	6 5	11 8	9 13	9 20
Scott Sharp	4 3	3 6	17 14	17 11	11 5
Jeff Simmons	- -	- -	- -	- -	- -
Al Unser Jr.	- -	- -	- -	- -	- -
Dan Wheldon	5 12	5 17	10 7	16 3	5 13
Roger Yasukawa	- -	- -	- -	- -	- -

▲ RACES 1-12 SHOWN ON PREVIOUS PAGE ▲

(R) – Rookie

See page 84 for Track Key

## 2007 CCWS Driver Performance Chart

Rank	Driver	Points	Starts	Running at Finish	Top Finish	Laps Led	Times Led	Laps Completed (1,251)	Miles Completed (2,432.650)	Earnings
1	Sebastien Bourdais	364	14	11	1	11	22	463	1021	\$761,000
2	Justin Wilson	281	14	13	1	7	11	113	1019	490,500
3	Robert Doornbos (R)	268	14	13	1	5	8	61	1025	505,500
4	Will Power	262	14	11	1	8	14	153	988	489,000
5	Graham Rahal (R)	243	14	12	2	3	3	18	997	396,500
6	Oriol Servia	237	13	12	2	4	5	85	998	377,500
7	Bruno Junqueira	233	14	12	2	2	3	33	845	382,500
8	Simon Pagenaud (R)	232	14	13	4	3	3	19	1060	363,500
9	Neel Jani (R)	231	14	12	2	1	3	30	1048	380,500
10	Alex Tagliani	205	14	12	4	3	3	14	1031	331,500
11	Paul Tracy	171	12	9	1	3	7	49	751	320,000
12	Tristan Gommendy (R)	140	11	7	4	2	3	31	716	243,500
13	Dan Clarke	129	13	6	2	1	1	2	661	272,000
14	Ryan Dalziel (R)	116	11	10	7	1	1	16	793	212,500
15	Katherine Legge	108	14	5	6	0	0	0	713	250,500
16	Jan Heylen	104	9	5	2	0	0	0	555	202,500
17	Alex Figge (R)	95	13	8	8	0	0	0	782	227,500
18	Mario Dominguez	78	8	5	6	0	0	0	463	154,000
19	Nelson Philippe	28	2	2	6	0	0	0	124	45,500
20	David Martinez (R)	18	2	2	10	0	0	0	118	36,000
21	Matt Halliday (R)	18	3	1	14	0	0	0	152	50,000
22	Roberto Moreno	9	1	1	12	0	0	0	90	18,000

(R) – Rookie

## WINS

1	Sebastien Bourdais	8
2	Robert Doornbos (R)	2
	Will Power	2
4	Paul Tracy	1
	Justin Wilson	1

## POLES

1	Sebastien Bourdais	6
2	Will Power	5
4	Tristan Gommendy (R)	1
3	Justin Wilson	2

## 2007 CCWS Driver Index – Start/Finishes

DRIVER	1 LV ST/FN	2 LB ST/FN	3 HOU ST/FN	4 PORT ST/FN	5 CLV ST/FN	6 ST.JOV ST/FN	7 TOR ST/FN	8 EDM ST/FN	9 SJ ST/FN	10 RA ST/FN	11 ZOL ST/FN	12 ASN ST/FN	13 AUS ST/FN	14 MXC ST/FN
Sebastien Bourdais	16 13	1 1	2 1	3 1	1 12	3 2	1 9	2 1	2 5	1 1	1 1	1 7	4 1	2 1
Dan Clarke	12 15	13 12	12 17	9 6	6 11	10 14	13 12	10 8	3 17	8 2	- -	10 11	10 17	9 17
Ryan Dalziel (R)	15 11	15 9	15 8	17 14	16 9	13 10	11 7	8 12	- -	13 17	16 15	15 10	- -	- -
Mario Dominguez	7 9	10 17	9 6	- -	- -	- -	- -	17 17	14 12	- -	12 17	- -	12 12	15 8
Robert Doornbos (R)	3 2	6 13	13 3	2 3	5 2	5 1	12 6	11 11	15 1	3 14	3 7	9 13	14 4	3 16
Alex Figge (R)	17 8	16 16	- -	15 16	13 17	15 13	17 17	16 13	17 14	15 13	17 14	16 16	15 13	17 11
Tristan Gommendy (R)	11 5	9 11	8 13	5 7	12 13	1 12	14 15	- -	8 8	11 7	15 16	3 4	- -	- -
Matt Halliday (R)	14 16	13 15	14 14	- -	- -	- -	- -	- -	- -	- -	- -	- -	- -	- -
Jan Heylen	- -	- -	- -	12 15	17 14	12 16	8 13	12 10	13 9	9 6	11 13	7 2	- -	- -
Neel Jani (R)	9 10	11 7	4 15	10 12	11 3	6 6	9 2	5 9	5 2	7 10	9 8	4 5	8 8	11 9
Bruno Junqueira	6 7	8 6	10 7	14 13	14 16	16 17	5 5	6 7	10 7	5 9	4 2	11 3	7 3	12 7
Katherine Legge	13 6	17 10	17 16	16 17	15 15	17 11	16 16	15 16	16 16	17 15	14 11	14 12	16 15	16 15
David Martinez (R)	- -	- -	- -	- -	- -	- -	- -	- -	- -	- -	- -	- -	17 10	10 14
Roberto Moreno	- -	- -	16 12	- -	- -	- -	- -	- -	- -	- -	- -	- -	- -	- -
Simon Pagenaud (R)	5 12	3 14	7 5	6 8	2 5	7 4	4 4	7 4	9 10	12 11	8 12	5 6	6 5	6 6
Nelson Philippe	- -	- -	- -	- -	- -	- -	- -	- -	- -	- -	- -	- -	13 6	13 12
Will Power	1 1	2 3	1 11	7 4	3 10	2 3	7 1	1 15	12 4	2 16	2 4	8 14	1 16	1 2
Graham Rahal (R)	10 17	5 8	6 2	8 9	4 8	9 7	15 11	4 3	6 6	4 3	13 3	6 9	9 11	7 4
Oriol Servia	- -	14 2	5 4	11 11	10 7	14 9	3 10	13 6	4 3	14 4	10 6	13 8	2 14	4 3
Alex Tagliani	4 4	4 5	11 9	4 5	9 6	8 8	6 8	9 14	7 15	6 5	6 9	12 15	11 7	14 13
Paul Tracy	2 3	- -	- -	13 10	7 1	11 15	10 14	14 5	11 11	16 12	7 10	17 17	3 9	8 5
Justin Wilson	8 14	7 4	3 10	1 2	8 4	4 5	2 3	3 2	1 13	10 8	5 5	2 1	5 2	5 10

(R) – Rookie

See page 84 for Track Key

## 2006 IRL Driver Performance Chart

Rank	Driver	Points	Starts	Best Start	Best Finish	Laps Completed (2,510)	Running at Finish	Races Led	Laps Led	Earnings
1	Sam Hornish Jr.	475	14	1	1	2297	12	10	655	\$3,835,205
2	Dan Wheldon	475	14	1	1	2451	12	11	761	1,625,155
3	Helio Castroneves	473	14	1	1	2363	12	10	450	1,401,455
4	Scott Dixon	460	14	1	1	2504	14	9	215	1,369,605
5	Vitor Meira	411	14	5	2	2229	12	4	83	1,167,305
6	Tony Kanaan	384	14	2	1	2296	11	4	148	1,142,805
7	Marco Andretti (R)	325	14	2	1	2253	11	4	73	1,427,705
8	Dario Franchitti	311	13	1	2	2209	12	2	40	987,105
9	Danica Patrick	302	13	10	4	2299	12	0	0	920,505
10	Tomas Scheckter	298	14	5	3	2246	11	4	20	875,455
11	Bryan Herta	289	14	6	4	2428	13	2	19	872,405
12	Scott Sharp	287	14	2	5	2162	11	4	9	895,705
13	Kosuke Matsuura	273	14	5	6	2202	10	3	15	857,305
14	Ed Carpenter	252	12	4	5	1895	10	0	0	815,405
15	Buddy Rice	234	13	7	4	1903	8	2	13	808,505
16	Jeff Simmons (R)	217	12	6	7	1765	8	2	2	712,405
17	Felipe Giaffone	142	8	7	5	1191	5	0	0	543,005
18	Buddy Lazier	122	8	7	12	1158	5	0	0	562,705
19	Eddie Cheever Jr.	114	7	12	10	1169	6	0	0	497,405
20	Jeff Bucknum	97	7	15	13	835	3	0	0	428,905
21	Ryan Briscoe	83	4	7	3	334	2	0	0	207,250
22	P.J. Chesson (R)	54	4	16	12	248	0	0	0	342,355
23	Marty Roth (R)	36	3	17	18	548	2	0	0	106,800
24	Michael Andretti	35	1	13	3	200	1	1	4	455,105
25	Sarah Fisher	32	2	12	12	397	2	0	0	80,600
26	Max Papis	16	1	18	14	197	1	0	0	229,305
27	A.J. Foyt IV	16	1	11	14	198	1	1	3	42,200
28	Roger Yasukawa	14	1	28	16	194	1	0	0	228,805
29	Jaques Lazier	13	1	24	17	193	1	0	0	219,305
30	Roberto Moreno	12	1	11	18	32	0	0	0	36,100
31	Airton Dare	12	1	29	18	193	1	0	0	216,805
32	Tomas Enge	12	1	13	19	25	0	0	0	50,700
33	P.J. Jones	12	1	32	19	189	1	0	0	214,305
34	Townsend Bell	12	1	15	22	161	0	0	0	204,555
35	Al Unser Jr.	12	1	27	24	145	0	0	0	200,305
36	Arie Luyendyk Jr. (R)	10	1	31	28	54	0	0	0	196,055
37	Stephan Gregoire	10	1	30	29	49	0	0	0	193,305
38	Larry Foyt	10	1	23	30	43	0	0	0	192,305
39	Thiago Medeiros (R)	10	1	33	31	24	0	0	0	227,555
40	Paul Dana (R)	6	0	0	19	0	0	0	0	33,800
<b>Total:</b>										<b>25,423,565</b>

(R) – Rookie

Note: Total Season Earnings include season-ending contingency awards.

## WINS

1	Helio Castroneves	4
	Sam Hornish Jr.	4
3	Scott Dixon	2
	Dan Wheldon	2
5	Marco Andretti	1
	Tony Kanaan	1

## POLES

1	Helio Castroneves	5
2	Sam Hornish Jr.	4
3	Dan Wheldon	2
4	Scott Dixon	1
	Dario Franchitti	1

## 2006 IRL Driver Index – Starts/Finishes

DRIVER	1 HMS ST/FN	2 STP ST/FN	3 TRM ST/FN	4 IMS ST/FN	5 WG ST/FN	6 TMS ST/FN	7 RIR ST/FN	8 KAS ST/FN	9 NS ST/FN	10 MIL ST/FN	11 MICH ST/FN	12 KYS ST/FN	13 INF ST/FN	14 CS ST/FN
Marco Andretti (R)	13 15	10 15	17 12	9 2	3 16	9 14	5 4	11 9	18 8	3 5	19 8	18 17	2 1	14 18
Michael Andretti	- -	- -	- -	13 3	- -	- -	- -	- -	- -	- -	- -	- -	- -	- -
Townsend Bell	- -	- -	- -	15 22	- -	- -	- -	- -	- -	- -	- -	- -	- -	- -
Ryan Briscoe	- -	- -	- -	- -	10 3	- -	- -	- -	13 9	17 18	- -	- -	7 16	- -
Jeff Bucknum	- -	- -	- -	22 32	- -	- -	- -	- -	17 18	18 13	18 14	16 13	15 18	17 17
Ed Carpenter	DNS 20	- -	19 20	12 11	18 6	11 9	13 8	16 16	14 10	7 16	4 7	8 11	16 12	12 5
Helio Castroneves	2 2	5 1	1 1	2 25	1 7	3 1	1 10	4 6	4 5	1 14	1 1	1 3	3 5	4 4
Eddie Cheever Jr.	12 10	17 11	- -	19 13	17 17	16 17	16 14	19 14	- -	- -	- -	- -	- -	- -
P.J. Chesson (R)	16 12	19 17	16 17	20 33	- -	- -	- -	- -	- -	- -	- -	- -	- -	- -
Paul Dana (R)	DNS 19	- -	- -	- -	- -	- -	- -	- -	- -	- -	- -	- -	- -	- -
Airton Dare	- -	- -	- -	29 18	- -	- -	- -	- -	- -	- -	- -	- -	- -	- -
Scott Dixon	3 5	2 2	2 9	4 6	4 1	4 2	11 11	3 4	3 1	10 10	5 16	5 2	1 4	2 2
Tomas Enge	- -	- -	13 19	- -	- -	- -	- -	- -	- -	- -	- -	- -	- -	- -
Sarah Fisher	- -	- -	- -	- -	- -	- -	- -	- -	- -	- -	- -	12 12	- -	16 16
A.J. Foyt IV	- -	- -	- -	- -	- -	- -	- -	- -	- -	- -	- -	- -	- -	11 14
Larry Foyt	- -	- -	- -	23 30	- -	- -	- -	- -	- -	- -	- -	- -	- -	- -
Dario Franchitti	5 4	1 19	10 11	17 7	7 14	8 13	10 3	14 12	5 6	12 6	7 12	6 9	5 2	- -
Felipe Giaffone	7 8	16 9	9 15	21 21	19 5	19 16	17 17	18 19	- -	- -	- -	- -	- -	- -
Stephan Gregoire	- -	- -	- -	30 29	- -	- -	- -	- -	- -	- -	- -	- -	- -	- -
Bryan Herta	8 13	6 4	7 6	16 20	9 13	18 11	9 6	15 13	16 11	9 7	12 11	13 10	9 10	18 15
Sam Hornish Jr.	1 3	4 8	4 4	1 1	6 12	1 4	3 1	2 1	2 14	2 2	2 19	2 1	10 9	1 3
P.J. Jones	- -	- -	- -	32 19	- -	- -	- -	- -	- -	- -	- -	- -	- -	- -
Tony Kanaan	4 11	3 3	5 3	5 5	2 11	6 7	7 18	13 5	6 12	4 1	3 4	4 5	4 11	13 7
Buddy Lazier	14 14	18 14	15 14	25 12	- -	17 19	19 16	7 15	- -	- -	15 15	- -	- -	- -
Jaques Lazier	- -	- -	- -	24 17	- -	- -	- -	- -	- -	- -	- -	- -	- -	- -
Arie Luyendyk Jr. (R)	- -	- -	- -	31 28	- -	- -	- -	- -	- -	- -	- -	- -	- -	- -
Kosuke Matsuura	10 6	9 7	6 7	7 15	12 18	10 8	8 12	5 8	12 13	15 17	14 9	7 19	13 13	8 11
Thiago Medeiros (R)	- -	- -	- -	33 31	- -	- -	- -	- -	- -	- -	- -	- -	- -	- -
Vitor Meira	15 16	12 5	11 10	6 10	8 2	12 6	6 2	6 3	7 3	5 15	6 2	9 6	8 3	6 6
Roberto Moreno	- -	11 18	- -	- -	- -	- -	- -	- -	- -	- -	- -	- -	- -	- -
Max Papis	- -	- -	- -	18 14	- -	- -	- -	- -	- -	- -	- -	- -	- -	- -
Danica Patrick	DNS 17	14 6	14 8	10 8	16 8	14 12	14 15	12 11	10 4	14 4	11 17	11 8	11 8	15 12
Buddy Rice	DNS 18	7 13	18 5	14 26	11 4	13 18	18 13	9 17	11 16	13 11	10 13	14 15	12 15	9 13
Marty Roth (R)	- -	- -	- -	- -	- -	- -	- -	- -	- -	- -	17 18	19 18	- -	19 19
Tomas Scheckter	9 9	8 12	12 13	11 27	15 10	5 10	12 7	8 7	9 15	8 3	8 5	17 7	18 17	7 10
Scott Sharp	11 7	15 10	8 16	8 9	14 9	7 5	2 5	10 18	8 17	16 12	13 6	10 16	17 14	5 9
Jeff Simmons (R)	- -	- -	20 18	26 23	13 19	15 15	15 19	17 10	15 7	6 9	16 10	15 14	14 7	10 8
Al Unser Jr.	- -	- -	- -	27 24	- -	- -	- -	- -	- -	- -	- -	- -	- -	- -
Dan Wheldon	6 1	13 16	3 2	3 4	5 15	2 3	4 9	1 2	1 2	11 8	9 3	3 4	6 6	3 1
Roger Yasukawa	- -	- -	- -	28 16	- -	- -	- -	- -	- -	- -	- -	- -	- -	- -

(R) – Rookie; DNS – Did not start

See page 84 for Track Key

## 2006 CCWS Driver Performance Chart

Rank	Driver	Points	Starts	Running at Finish	Top Finish	Laps Led	Times Led	Laps Completed (1,251)	Miles Completed (2,432.650)	Earnings
1	Sebastien Bourdais	387	14	12	1	522	27	1,155	2,230.92	\$1,282,500
2	Justin Wilson	298	13	11	1	172	12	1,154	2,176.70	767,500
3	A.J. Allmendinger	285	13	10	1	246	14	1,017	1,845.76	785,500
4	Nelson Philippe	231	14	10	1	65	7	1,118	2,160.26	587,500
5	Bruno Junqueira	219	14	10	2	37	5	851	1,878.58	493,000
6	Will Power (R)	213	14	13	3	14	2	1,191	2,350.75	444,000
7	Paul Tracy (a)	209	13	8	2	5	2	814	1,719.90	466,500
8	Alex Tagliani	205	13	9	3	19	3	898	1,977.76	405,500
9	Mario Dominguez (b)	202	14	10	2	64	3	968	2,074.85	416,500
10	Andrew Ranger	200	14	11	5	0	0	1,114	2,175.35	365,000
11	Oriol Servia	197	14	8	3	51	4	1,020	1,968.77	333,500
12	Dan Clarke (R)	175	14	8	3	4	2	951	1,819.21	313,500
13	Charles Zwolsman (R)	162	14	11	7	16	3	1,174	2,290.39	277,500
14	Jan Heylen (R)	140	14	10	5	11	2	963	1,985.09	269,000
15	Cristiano da Matta	134	9	7	2	0	0	639	1,153.15	230,000
16	Katherine Legge (R)	133	14	11	6	12	1	1,157	2,228.43	264,500
17	Nicky Pastorelli (R)	73	9	5	6	0	0	604	1,012.36	164,500
18	Antonio Pizzonia (R)	43	4	4	10	10	2	264	670.38	75,000
19	Tonis Kasemets (R)	34	5	3	11	0	0	338	696.43	86,000
20	Andreas Wirth (R)	19	2	2	9	0	0	123	342.44	37,000
21	Ryan Briscoe (R)	17	2	2	11	0	0	122	339.65	36,000
22	David Martinez (R)	13	1	1	9	0	0	65	180.31	20,000
23	Buddy Rice (R)	11	1	1	10	0	0	65	180.31	19,000
24	Jimmy Vasser	7	1	0	14	0	0	24	47.23	17,000
25	Juan Caceres (R)	6	1	1	15	0	0	50	202.40	17,000

(R) – Rookie

(a) Paul Tracy was penalized seven points for an on-track infraction in San Jose and three points for an on-track infraction in Denver.

(b) Mario Dominguez was penalized seven points for an on-track infraction in Milwaukee.

Note: The first three laps of the San Jose event were not credited to anyone as laps led due to a starting-line infraction.

### WINS

1	Sebastien Bourdais	7
2	A.J. Allmendinger	5
3	Justin Wilson	1
	Nelson Philippe	1

### POLES

1	Sebastien Bourdais	7
2	Justin Wilson	2
3	Bruno Junqueira	1
	Will Power (R)	1
	Dan Clarke (R)	1
	A.J. Allmendinger	1
	Mario Dominguez	1

## 2006 CCWS Driver Index – Starts/Finishes

DRIVER	1 LB ST/FN	2 HOU ST/FN	3 MTY ST/FN	4 MIL ST/FN	5 PORT ST/FN	6 CLV ST/FN	7 TOR ST/FN	8 EDM ST/FN	9 SJ ST/FN	10 DNP ST/FN	11 MON ST/FN	12 RA ST/FN	13 AUS ST/FN	14 MXC ST/FN
A.J Allmendinger	4 16	4 8	3 3	3 4	2 1	1 1	2 1	4 3	3 7	2 1	2 17	5 1	7 16	- -
Sebastien Bourdais	1 1	5 1	1 1	1 1	3 3	2 18	3 3	1 2	1 1	1 7	1 1	2 3	2 8	2 1
Ryan Briscoe (R)	- -	- -	- -	- -	- -	- -	- -	- -	- -	- -	- -	- -	11 11	5 14
Juan Caceres (R)	- -	- -	- -	- -	- -	- -	- -	- -	- -	- -	- -	17 15	- -	- -
Dan Clarke (R)	13 11	12 16	14 13	11 8	6 6	11 7	16 17	17 9	9 16	13 3	8 4	1 6	8 17	6 18
Cristiano da Matta	10 5	14 9	12 9	16 13	5 5	10 14	8 5	14 18	4 2	- -	- -	- -	- -	- -
Mario Dominguez	5 4	1 3	8 6	6 14	14 14	17 6	11 11	10 8	10 5	9 13	15 10	15 12	10 2	11 17
Jan Heylen (R)	14 7	17 13	11 16	14 12	17 15	16 5	13 16	12 16	16 11	14 11	14 9	12 9	14 14	17 13
Bruno Junqueira	3 15	2 10	4 10	2 15	1 4	7 2	9 8	9 15	7 17	7 2	6 12	10 2	4 6	3 4
Tonis Kasemets (R)	- -	- -	- -	- -	18 16	18 12	17 15	18 11	- -	- -	- -	14 17	- -	- -
Katherine Legge (R)	17 8	15 14	17 14	8 6	15 13	14 8	15 14	15 13	15 12	15 9	16 13	8 16	16 15	13 16
David Martinez (R)	- -	- -	- -	- -	- -	- -	- -	- -	- -	- -	- -	- -	- -	9 9
Nicky Pastorelli (R)	- -	16 17	16 15	15 10	11 17	15 17	- -	16 17	17 10	16 12	17 6	- -	- -	- -
Nelson Philippe	15 13	9 4	15 17	9 3	8 8	6 10	7 13	6 14	11 4	10 5	10 3	16 14	5 1	10 7
Antonio Pizzonia (R)	11 10	- -	- -	- -	- -	- -	- -	- -	- -	- -	13 11	- -	13 10	15 12
Will Power (R)	9 9	10 7	9 11	5 11	7 18	9 9	12 7	7 6	6 6	11 4	7 5	7 13	1 12	4 3
Andrew Ranger	16 6	13 6	13 7	12 7	13 9	12 11	6 10	8 7	8 13	6 14	9 15	9 8	12 5	16 8
Buddy Rice (R)	- -	- -	- -	- -	- -	- -	- -	- -	- -	- -	- -	- -	- -	14 10
Oriol Servia	8 18	8 12	7 8	7 5	12 10	4 3	5 12	5 4	5 8	8 15	5 16	13 4	6 13	7 6
Alex Tagliani	7 3	6 11	6 5	DNS	9 11	8 4	10 6	11 12	13 14	5 16	12 7	4 11	9 3	8 5
Paul Tracy	6 17	3 2	5 4	10 16	10 7	5 16	4 2	2 5	2 15	4 6	4 2	11 10	3 4	- -
Jimmy Vasser	12 14	- -	- -	- -	- -	- -	- -	- -	- -	- -	- -	- -	- -	- -
Justin Wilson	2 2	7 5	2 2	4 2	4 2	3 13	1 4	3 1	12 3	3 8	3 14	6 5	WDN	1 2
Andreas Wirth (R)	- -	- -	- -	- -	- -	- -	- -	- -	- -	- -	- -	- -	17 9	18 15
Charles Zwolsman (R)	18 12	11 15	10 12	13 9	16 12	13 15	14 9	13 10	14 9	12 10	11 8	3 7	15 7	12 11

(R) – Rookie; WDN – Withdrawn; DNS – Did not start

See page 84 for Track Key



## 2005 IRL Driver Performance Chart

Rank	Driver	Points	Starts	Best Start	Best Finish	Laps	Running at Finish	Races Led	Laps	Earnings
						Completed (3,410)			Led	
1	Dan Wheldon	628	17	2	1	3007	15	15	752	\$3,721,005
2	Tony Kanaan	548	17	1	1	2854	14	13	375	1,553,805
3	Sam Hornish Jr.	512	17	1	1	2960	14	11	367	1,464,505
4	Dario Franchitti	498	17	1	1	2843	14	10	448	1,324,555
5	Scott Sharp	444	17	3	1	2985	14	1	60	1,167,055
6	Helio Castroneves	440	17	1	1	2906	12	7	230	1,150,805
7	Vitor Meira	422	17	2	2	2945	13	4	55	1,453,605
8	Bryan Herta	397	17	1	1	2911	14	8	248	1,251,805
9	Tomas Scheckter	390	17	1	1	2777	9	8	365	1,082,805
10	Patrick Carpentier	376	17	4	3	3081	16	3	30	987,755
11	Alex Barron	329	17	7	3	2772	14	1	6	933,055
12	Danica Patrick (R)	325	17	1	4	2850	12	5	63	1,098,755
13	Scott Dixon	321	17	4	1	2347	10	1	25	919,805
14	Kosuke Matsuura	320	17	7	6	2743	9	2	2	893,005
15	Buddy Rice	295	16	2	2	2228	9	2	17	699,100
16	Tomas Enge (R)	261	14	2	5	1928	7	3	20	778,255
17	Roger Yasukawa	246	17	10	11	2716	9	0	0	821,805
18	Ed Carpenter	244	17	16	10	2511	10	0	0	830,505
19	Ryan Briscoe (R)	232	14	1	8	1775	6	2	59	793,055
20	A.J. Foyt IV	231	15	12	9	2208	10	0	0	744,605
21	Darren Manning	186	10	5	6	1567	6	1	3	586,405
22	Jimmy Kite	163	11	13	10	1920	9	0	0	570,405
23	Buddy Lazier	140	6	3	5	1129	5	0	0	493,605
24	Jaques Lazier	81	5	14	15	949	3	1	13	386,305
25	Jeff Bucknum (R)	63	4	17	10	293	2	0	0	325,555
26	Giorgio Pantano (R)	48	2	2	4	138	1	0	0	98,800
27	Paul Dana (R)	44	3	21	10	281	1	0	0	119,800
28	Sebastien Bourdais	18	1	15	12	198	0	0	0	234,555
29	Adrian Fernandez	16	1	14	14	197	1	0	0	226,305
30	Felipe Giaffone	15	1	33	15	194	1	0	0	247,305
31	Townsend Bell	15	1	10	15	180	0	0	0	35,100
32	Thiago Medeiros (R)	12	0	0	22	0	0	0	0	31,300
33	Richie Hearn	10	1	20	25	112	0	0	0	202,305
34	Kenny Brack	10	1	23	26	92	0	0	0	275,805
35	Jeff Ward	10	1	31	27	92	0	0	0	194,805
36	Bruno Junqueira	10	1	12	30	76	0	1	2	192,205
37	Marty Roth (R)	10	1	29	31	47	0	0	0	195,305
38	Larry Foyt (R)	10	1	30	33	14	0	0	0	189,305
<b>Total: \$28,274,815</b>										

(R) – Rookie

Note: Season Earnings include season-ending contingency awards.

### WINS

1	Dan Wheldon	6
2	Dario Franchitti	2
	Sam Hornish Jr.	2
	Tony Kanaan	2
5	Helio Castroneves	1
	Scott Dixon	1
	Bryan Herta	1
	Tomas Scheckter	1
	Scott Sharp	1

### POLES

1	Bryan Herta	3
	Sam Hornish Jr.	3
	Danica Patrick	3
	Tomas Scheckter	3
5	Helio Castroneves	2
6	Ryan Briscoe	1
	Dario Franchitti	1
	Tony Kanaan	1

## 2005 IRL Driver Index (RACES 1-12 of 17) – Starts/Finishes

DRIVER	1 HMS ST/FN	2 PHX ST/FN	3 STP ST/FN	4 TRM ST/FN	5 IMS ST/FN	6 TMS ST/FN	7 RIR ST/FN	8 KAS ST/FN	9 NS ST/FN	10 MIL ST/FN	11 MICH ST/FN	12 KYS ST/FN
Alex Barron	17 8	16 13	13 10	16 19	22 13	20 14	9 6	17 13	19 15	7 8	19 11	18 4
Townsend Bell	- -	- -	- -	- -	- -	- -	- -	- -	- -	- -	10 15	- -
Sebastien Bourdais	- -	- -	- -	- -	15 12	- -	- -	- -	- -	- -	- -	- -
Kenny Brack	- -	- -	- -	- -	23 26	- -	- -	- -	- -	- -	- -	- -
Ryan Briscoe (R)	22 20	14 19	10 14	13 12	24 10	12 12	3 21	11 21	10 8	DNS 22	17 10	13 13
Jeff Bucknum (R)	- -	- -	- -	18 22	21 22	- -	- -	- -	- -	- -	- -	- -
Ed Carpenter	20 18	19 16	19 19	20 16	26 11	19 20	16 12	18 17	22 10	16 12	22 23	21 22
Patrick Carpentier	19 7	20 9	14 8	14 13	25 21	21 16	4 3	19 14	17 3	14 7	23 9	19 12
Helio Castroneves	7 5	3 2	2 20	4 11	5 9	10 5	2 1	14 8	15 5	2 16	16 21	15 5
Paul Dana (R)	21 10	22 21	- -	22 20	- -	- -	- -	- -	- -	- -	- -	- -
Scott Dixon	16 16	8 12	11 6	17 21	13 24	15 11	20 22	7 18	12 6	18 13	4 19	4 23
Tomas Enge (R)	3 21	7 20	5 16	DNS 23	10 19	2 19	8 7	12 11	11 23	- -	- -	23 11
Adrian Fernandez	- -	- -	- -	- -	14 14	- -	- -	- -	- -	- -	- -	- -
A.J. Foyt IV	18 9	17 14	21 21	19 14	28 28	22 18	17 14	21 16	20 12	19 21	21 12	12 9
Larry Foyt	- -	- -	- -	- -	30 33	- -	- -	- -	- -	- -	- -	- -
Dario Franchitti	5 22	5 4	4 3	8 17	6 6	6 8	5 2	6 4	4 1	8 2	7 8	9 18
Felipe Giaffone	- -	- -	- -	- -	33 15	- -	- -	- -	- -	- -	- -	- -
Richie Hearn	- -	- -	- -	- -	20 25	- -	- -	- -	- -	- -	- -	- -
Bryan Herta	13 14	1 7	1 4	15 5	18 3	11 10	6 8	16 15	16 22	12 6	1 1	11 19
Sam Hornish Jr.	8 2	6 1	6 15	1 7	2 23	4 2	1 18	10 12	13 2	1 1	13 5	3 7
Bruno Junqueira	- -	- -	- -	- -	12 30	- -	- -	- -	- -	- -	- -	- -
Tony Kanaan	14 3	21 3	3 2	10 6	1 8	13 3	22 19	8 1	7 19	9 4	14 4	5 20
Jimmy Kite	- -	- -	- -	- -	32 32	17 22	13 13	20 19	23 13	17 14	20 13	20 10
Buddy Lazier	- -	- -	- -	- -	9 5	- -	- -	- -	3 9	5 18	6 6	8 6
Jaques Lazier	- -	- -	- -	- -	27 16	- -	- -	- -	- -	- -	15 17	17 15
Darren Manning	12 6	11 8	16 9	12 8	19 29	9 17	10 15	5 7	9 20	21 20	- -	- -
Kosuke Matsuura	15 12	15 10	7 13	9 9	8 17	14 7	11 9	15 20	18 14	20 11	12 16	14 8
Thiago Medeiros (R)	- -	- -	- -	- -	- -	- -	- -	- -	- -	- -	- -	- -
Vitor Meira	2 4	12 11	12 5	7 15	7 2	5 9	15 20	3 3	6 16	11 9	9 14	6 2
Giorgio Pantano (R)	- -	- -	- -	- -	- -	- -	- -	- -	- -	- -	- -	- -
Danica Patrick (R)	9 15	18 15	15 12	2 4	4 4	3 13	21 10	1 9	2 7	6 19	8 20	1 16
Buddy Rice	4 19	10 22	17 7	11 3	- -	7 21	14 11	2 10	14 18	15 17	3 22	10 14
Marty Roth	- -	- -	- -	- -	29 31	- -	- -	- -	- -	- -	- -	- -
Tomas Scheckter	1 11	4 17	8 17	6 10	11 20	1 1	19 4	4 5	1 17	3 3	2 3	22 21
Scott Sharp	6 13	9 5	20 18	3 2	3 7	16 4	12 17	9 6	8 4	13 10	5 7	7 1
Jeff Ward	- -	- -	- -	- -	31 27	- -	- -	- -	- -	- -	- -	- -
Dan Wheldon	11 1	2 6	9 1	5 1	16 1	8 6	7 5	13 2	5 21	4 5	11 2	2 3
Roger Yasukawa	10 17	13 18	18 11	21 18	17 18	18 15	18 16	22 22	21 11	10 15	18 18	16 17

(R) – Rookie; DNS – Did not start

See page 84 for Track Key

▼ RACES 13-17 CONTINUED ON NEXT PAGE ▼

2005 IRL Driver Index (RACES 13-17 of 17) – Starts/Finishes *(continued)*

DRIVER	13 PPIR ST/FN	14 INF ST/FN	15 CS ST/FN	16 WG ST/FN	17 CAL ST/FN
Alex Barron	21 18	10 3	18 21	13 17	17 14
Townsend Bell	- -	- -	- -	- -	- -
Sebastien Bourdais	- -	- -	- -	- -	- -
Kenny Brack	- -	- -	- -	- -	- -
Ryan Briscoe (R)	14 20	1 19	23 22	- -	- -
Jeff Bucknum (R)	- -	17 10	- -	19 11	- -
Ed Carpenter	18 19	20 15	19 17	20 14	21 20
Patrick Carpentier	17 10	12 4	16 9	3 10	16 15
Helio Castroneves	1 4	2 21	11 2	1 12	6 9
Paul Dana (R)	- -	- -	- -	- -	- -
Scott Dixon	13 16	9 7	22 19	4 1	15 10
Tomas Enge (R)	7 6	4 5	8 20	12 13	11 8
Adrian Fernandez	- -	- -	- -	- -	- -
A.J. Foyt IV	19 21	- -	14 11	- -	18 21
Larry Foyt	- -	- -	- -	- -	- -
Dario Franchitti	4 7	21 8	10 12	6 3	1 1
Felipe Giaffone	- -	- -	- -	- -	- -
Richie Hearn	- -	- -	- -	- -	- -
Bryan Herta	3 12	8 13	6 14	14 8	8 11
Sam Hornish Jr.	2 2	5 17	4 3	11 7	3 5
Bruno Junqueira	- -	- -	- -	- -	- -
Tony Kanaan	6 3	3 1	13 5	5 2	10 2
Jimmy Kite	20 17	- -	17 18	- -	19 13
Buddy Lazier	- -	- -	7 10	- -	- -
Jaques Lazier	DNS 22	- -	21 16	- -	14 17
Darren Manning	- -	- -	- -	- -	- -
Kosuke Matsuura	16 13	15 6	12 23	15 6	12 19
Thiago Medeiros (R)	- -	- -	- -	- -	DNS 22
Vitor Meira	9 5	11 9	20 7	7 18	13 3
Giorgio Pantano (R)	- -	13 14	- -	2 4	- -
Danica Patrick (R)	5 8	16 20	1 6	16 16	4 18
Buddy Rice	12 11	6 2	2 13	8 19	5 12
Marty Roth	- -	- -	- -	- -	- -
Tomas Scheckter	8 14	14 16	3 4	10 20	2 7
Scott Sharp	10 9	19 12	9 8	18 9	9 4
Jeff Ward	- -	- -	- -	- -	- -
Dan Wheldon	11 1	7 18	5 1	9 5	7 6
Roger Yasukawa	15 15	18 11	15 15	17 15	20 16

▲ RACES 1-12 SHOWN ON PREVIOUS PAGE ▲

(R) – Rookie; DNS – Did not start

See page 84 for Track Key

## 2005 CCWS Driver Index Performance Chart

Rank	Driver	Points	Starts	Running at Finish	Top Finish	Laps Led	Times Led	Laps Completed (1,310)	Miles Completed (2,382.543)	Earnings
1	Sebastien Bourdais	348	13	12	1	358	21	1,300	2,356.437	\$1,168,500
2	Oriol Servia	288	13	12	1	29	5	1,284	2,331.479	750,000
3	Justin Wilson	265	13	11	1	123	7	1,151	2,100.974	666,000
4	Paul Tracy	246	13	8	1	512	24	1,143	2,060.110	623,500
5	A. J. Allmendinger	227	13	10	2	59	4	1,211	2,232.337	500,500
6	Jimmy Vasser	217	13	10	3	27	3	1,221	2,231.501	434,500
7	Alex Tagliani	207	13	12	3	5	1	1,188	2,152.383	420,500
8	Timo Glock (R)	202	13	10	2	19	1	1,285	2,337.509	409,000
9	Mario Dominguez	198	13	9	2	2	2	1,174	2,060.763	383,000
10	Andrew Ranger (R)	140	13	8	2	0	0	1,030	1,965.356	323,500
11	Cristiano da Matta	139	13	7	1	71	3	982	1,733.394	300,000
12	Ronnie Bremer (R)	139	12	8	6	31	4	970	1,737.818	248,000
13	Nelson Philippe	117	13	9	7	23	2	1,150	2,119.133	238,000
14	Bjorn Wirdheim (R)	115	11	7	6	29	3	1,054	1,818.591	215,500
15	Ryan Hunter-Reay	110	11	7	6	0	0	780	1,454.791	216,000
16	Marcus Marshall (R)	104	12	9	8	0	0	1,124	1,984.236	216,500
17	Ricardo Sperafico (R)	92	13	7	8	0	0	1,041	1,882.413	224,500
18	Rodolfo Lavín	72	6	5	5	5	1	504	1,022.029	130,000
19	Bruno Junqueira	59	2	2	1	17	2	157	319.312	115,000
20	Alex Sperafico	24	2	2	8	0	0	172	320.608	40,500
21	Michael McDowell (R)	19	2	2	11	0	0	126	351.540	37,000
22	Will Power (R)	17	2	1	10	0	0	99	276.075	36,000
23	Ryan Dalziel (R)	13	1	1	9	0	0	85	149.175	20,000
24	Michael Valiante (R)	10	1	1	11	0	0	104	204.256	19,000
25	Tarso Marques	10	1	1	11	0	0	90	189.540	19,000
26	Fabrizio del Monte (R)	10	2	1	16	0	0	102	223.892	32,000
27	Charles Zwolsman (R)	8	1	1	13	0	0	70	195.020	18,000
28	Homero Richards (R)	5	1	1	16	0	0	69	192.234	16,000
29	Jorge Goeters (R)	3	1	0	18	0	0	23	48.392	15,000

## WINS

1	Sebastien Bourdais	6
2	Justin Wilson	2
	Paul Tracy	2
4	Oriol Servia	1
	Cristiano da Matta	1
	Bruno Junqueira	1

## POLES

1	Sebastien Bourdais	5
2	Paul Tracy	3
3	Justin Wilson	2
4	Oriol Servia	1
	A.J. Allmendinger	1
	Jimmy Vasser	1

## 2005 CCWS Driver Index – Starts/Finishes

DRIVER	1 LB ST/FN	2 MTY ST/FN	3 MIL ST/FN	4 PORT ST/FN	5 CLV ST/FN	6 TOR ST/FN	7 EDM ST/FN	8 SJ ST/FN	9 DNP ST/FN	10 MON ST/FN	11 LVMS ST/FN	12 AUS ST/FN	13 MXC ST/FN
A.J. Allmendinger	10 8	11 10	2 2	2 5	9 2	9 12	1 14	4 17	4 3	4 9	8 13	6 2	2 2
Sebastien Bourdais	4 1	1 5	6 6	5 2	3 5	1 5	10 1	1 1	2 1	1 4	1 1	2 1	3 17
Ronnie Bremer (R)	9 7	10 19	16 8	9 8	12 14	- -	16 6	16 7	16 7	17 17	12 18	15 8	15 19
Cristiano da Matta	8 10	9 6	4 11	10 1	2 16	8 17	5 17	13 10	9 18	8 6	4 12	4 19	5 14
Ryan Dalziel (R)	- -	- -	- -	- -	- -	16 9	- -	- -	- -	- -	- -	- -	- -
Fabrizio del Monte (R)	19 16	- -	- -	- -	- -	- -	- -	- -	- -	- -	- -	19 16	- -
Mario Dominguez	3 5	6 13	10 7	6 4	7 17	6 13	8 5	5 5	3 2	7 10	6 4	3 18	6 12
Timo Glock (R)	6 6	12 11	14 9	11 10	11 10	14 7	9 13	7 6	10 13	11 2	15 8	10 6	12 5
Jorge Goeters (R)	- -	18 18	- -	- -	- -	- -	- -	- -	- -	- -	- -	- -	- -
Ryan Hunter-Reay	12 13	17 7	7 17	16 15	14 18	17 6	14 16	15 14	17 6	13 12	16 10	- -	- -
Bruno Junqueira	2 3	5 1	- -	- -	- -	- -	- -	- -	- -	- -	- -	- -	- -
Rodolfo Lavín	- -	- -	- -	- -	- -	- -	- -	12 13	13 5	12 14	7 5	12 13	9 15
Tarso Marques	- -	- -	- -	- -	10 11	- -	- -	- -	- -	- -	- -	- -	- -
Marcus Marshall (R)	17 14	19 16	15 13	18 14	18 12	18 14	18 8	18 12	18 12	18 16	10 9	13 11	- -
Michael McDowell (R)	- -	- -	- -	- -	- -	- -	- -	- -	- -	- -	- -	16 12	16 11
Nelson Philippe	15 18	13 12	12 12	17 12	15 13	10 10	12 9	6 15	15 9	10 15	11 16	14 14	8 7
Will Power (R)	- -	- -	- -	- -	- -	- -	- -	- -	- -	- -	- -	11 15	13 10
Andrew Ranger (R)	16 17	14 2	13 16	7 7	4 8	11 11	15 18	11 16	11 10	14 11	17 14	17 10	17 9
Homero Richards (R)	- -	- -	- -	- -	- -	- -	- -	- -	- -	- -	- -	- -	19 16
Oriol Servià	14 11	7 9	9 3	12 16	6 3	4 2	4 2	2 3	8 4	2 1	2 2	1 5	7 4
Alex Sperafico	- -	- -	- -	- -	- -	15 8	17 12	- -	- -	- -	- -	- -	- -
Ricardo Sperafico (R)	18 19	16 17	17 14	14 13	17 9	13 18	13 10	14 18	12 8	16 18	18 15	18 9	14 18
Alex Tagliani	7 15	4 3	11 10	4 18	5 4	5 3	6 7	17 9	7 14	6 5	13 7	9 4	11 8
Paul Tracy	1 2	3 15	5 1	3 3	1 1	2 16	3 3	3 2	1 16	5 8	14 17	5 17	4 3
Michael Valiante (R)	- -	- -	- -	15 11	- -	- -	- -	- -	- -	- -	- -	- -	- -
Jimmy Vasser	11 9	8 14	1 5	8 6	8 6	7 4	7 11	10 11	6 15	9 7	3 3	8 3	10 6
Justin Wilson (R)	5 4	2 4	3 4	1 17	16 7	3 1	2 4	9 4	5 17	3 3	9 11	7 7	1 1
Bjorn Wirdheim (R)	13 12	15 8	8 15	13 9	13 15	12 15	11 15	8 8	14 11	15 13	5 6	- -	- -
Charles Zwolsman (R)	- -	- -	- -	- -	- -	- -	- -	- -	- -	- -	- -	- -	18 13

(R) – Rookie

See page 84 for Track Key

## 2004 IRL Driver Performance Chart

Rank	Driver	Points	Starts	Best Start	Best Finish	Laps Completed (3,305)	Running at Finish	Races Led	Laps Led	Earnings
1	Tony Kanaan	618	16	1	1	3305	16	13	889	\$2,931,990
2	Dan Wheldon	533	16	1	1	3215	14	11	433	1,650,790
3	Buddy Rice	485	16	1	1	2886	12	8	342	2,699,040
4	Helio Castroneves	446	16	1	1	3299	16	9	505	1,314,790
5	Adrian Fernandez	445	15	4	1	2856	13	5	173	1,159,540
6	Dario Franchitti	409	16	1	1	2883	10	6	349	1,100,890
7	Sam Hornish Jr.	387	16	2	1	3000	12	11	301	1,042,140
8	Vitor Meira	376	14	1	2	2841	12	4	152	1,044,340
9	Bryan Herta	362	16	3	2	3120	12	4	67	1,057,740
10	Scott Dixon	355	15	2	2	2813	12	1	3	975,890
11	Darren Manning	323	14	5	4	2611	10	4	12	872,990
12	Alex Barron	310	16	2	3	2930	11	1	3	931,990
13	Scott Sharp	282	16	12	8	2964	13	2	5	870,940
14	Kosuke Matsuura (R)	280	16	2	4	2864	11	2	11	951,540
15	Tora Takagi	263	16	9	4	2752	12	0	0	838,790
16	Ed Carpenter (R)	245	16	7	8	2359	9	0	0	779,085
17	Mark Taylor (R)	232	15	3	7	2456	8	1	4	746,890
18	A.J. Foyt IV	232	16	6	10	2677	10	0	0	776,435
19	Tomas Scheckter	230	16	3	5	2495	6	3	32	790,040
20	Felipe Giaffone	214	13	12	8	2648	12	1	5	711,140
21	Townsend Bell	193	10	7	5	1885	7	0	0	398,600
22	Jaques Lazier	104	7	9	8	1244	4	0	0	250,400
23	Greg Ray	99	6	2	7	995	4	1	3	452,585
24	Robbie Buhl	44	3	11	10	415	1	0	0	128,000
25	Al Unser Jr.	44	3	17	11	496	2	0	0	292,740
26	Roger Yasukawa	39	2	12	10	378	2	0	0	322,840
27	Tomas Enge (R)	31	2	15	13	388	1	0	0	74,500
28	Bruno Junqueira	30	1	4	5	180	1	1	16	296,240
29	Jeff Simmons (R)	26	2	19	16	351	1	0	0	258,090
30	Richie Hearn	12	1	30	20	178	1	0	0	207,740
31	Sarah Fisher	12	1	19	21	177	1	0	0	208,740
32	Robby McGehee	12	1	33	22	177	1	0	0	202,740
33	Buddy Lazier	12	1	28	23	164	0	0	0	212,240
34	Marty Roth (R)	12	1	32	24	128	0	0	0	203,990
35	P.J. Jones (R)	10	1	31	28	92	0	0	0	195,490
36	Robby Gordon	10	1	18	29	88	0	0	0	192,420
37	Larry Foyt (R)	10	1	22	32	54	0	0	0	192,485
<b>Total: \$27,336,830</b>										

(R) – Rookie

Note: Total Season Earnings include season-ending contingency awards.

## WINS

1	Adrian Fernandez	3
	Tony Kanaan	3
	Buddy Rice	3
	Dan Wheldon	3
5	Dario Franchitti	2
6	Helio Castroneves	1
	Sam Hornish Jr.	1

## POLES

1	Helio Castroneves	5
	Buddy Rice	5
3	Tony Kanaan	2
4	Dan Wheldon	2
5	Dario Franchitti	1
	Vitor Meira	1

## 2004 IRL Driver Index (RACES 1-12 of 16) – Starts/Finishes

DRIVER	1 HMS ST/FN	2 PHX ST/FN	3 TRM ST/FN	4 IMS ST/FN	5 TMS ST/FN	6 RIR ST/FN	7 KAS ST/FN	8 NS ST/FN	9 MIL ST/FN	10 MICH ST/FN	11 KYS ST/FN	12 PPR ST/FN
Alex Barron	2 16	17 4	22 12	24 12	22 3	15 22	11 10	16 17	15 7	14 11	17 11	16 10
Townsend Bell	- -	- -	- -	- -	- -	- -	7 17	12 5	12 6	7 8	22 21	15 12
Robbie Buhl	11 10	20 18	20 21	- -	- -	- -	- -	- -	- -	- -	- -	- -
Ed Carpenter (R)	9 12	16 19	19 22	16 31	7 21	14 16	16 14	21 22	14 11	15 14	14 8	20 11
Helio Castroneves	10 2	3 6	15 3	8 9	6 12	1 3	6 7	11 3	5 12	20 10	6 12	5 6
Scott Dixon	12 18	5 2	6 5	13 8	16 14	6 8	15 12	8 8	DNS 22	3 7	9 13	10 20
Tomas Enge (R)	- -	- -	- -	- -	- -	- -	- -	- -	- -	- -	- -	- -
Adrian Fernandez	- -	13 20	18 18	6 7	9 5	16 7	10 6	13 10	6 8	10 12	4 1	7 2
Sarah Fisher	- -	- -	- -	19 21	- -	- -	- -	- -	- -	- -	- -	- -
A.J. Foyt IV	19 15	18 14	17 15	21 33	17 22	21 11	14 13	22 16	18 16	16 15	15 18	21 21
Larry Foyt (R)	- -	- -	- -	22 32	- -	- -	- -	- -	- -	- -	- -	- -
Dario Franchitti	4 17	7 17	9 7	3 14	1 2	12 12	21 4	7 20	7 1	11 22	5 6	4 1
Felipe Giaffone	- -	- -	- -	25 15	19 9	18 10	13 16	19 15	13 13	21 16	18 16	12 16
Robby Gordon	- -	- -	- -	18 29	- -	- -	- -	- -	- -	- -	- -	- -
Richie Hearn	- -	- -	- -	30 20	- -	- -	- -	- -	- -	- -	- -	- -
Bryan Herta	5 13	9 7	11 14	23 4	5 19	7 4	9 5	3 18	11 9	9 6	21 9	6 9
Sam Hornish Jr.	7 1	4 15	7 19	11 26	11 4	4 13	4 8	9 2	4 3	4 4	3 14	9 18
P.J. Jones (R)	- -	- -	- -	31 28	- -	- -	- -	- -	- -	- -	- -	- -
Bruno Junqueira	- -	- -	- -	4 5	- -	- -	- -	- -	- -	- -	- -	- -
Tony Kanaan	8 8	2 1	3 2	5 2	3 1	10 5	2 3	5 1	2 4	1 2	2 5	1 5
Buddy Lazier	- -	- -	- -	28 23	- -	- -	- -	- -	- -	- -	- -	- -
Jaques Lazier	- -	- -	- -	- -	- -	- -	- -	17 21	9 17	19 18	19 15	14 8
Darren Manning	13 6	6 5	10 4	15 25	14 8	11 20	18 11	6 4	10 19	12 13	8 10	8 4
Kosuke Matsuura (R)	18 11	10 11	4 8	9 11	4 16	13 14	8 18	14 9	20 10	2 17	10 4	22 13
Robby McGehee	- -	- -	- -	33 22	- -	- -	- -	- -	- -	- -	- -	- -
Vitor Meira	- -	- -	8 17	7 6	13 6	8 2	3 2	2 12	1 5	5 5	7 7	3 7
Greg Ray	15 14	11 10	2 20	27 27	15 7	19 15	- -	- -	- -	- -	- -	- -
Buddy Rice	1 7	12 9	5 6	1 1	2 15	2 6	1 1	1 6	3 2	6 1	1 2	11 22
Marty Roth (R)	- -	- -	- -	32 24	- -	- -	- -	- -	- -	- -	- -	- -
Tomas Scheckter	3 5	8 16	16 13	10 18	8 20	5 17	5 15	10 19	8 21	13 19	13 22	13 17
Scott Sharp	17 9	19 13	12 9	20 13	21 18	17 9	17 20	15 14	19 15	18 9	16 17	19 15
Jeff Simmons (R)	- -	- -	- -	29 16	- -	- -	19 19	- -	- -	- -	- -	- -
Tora Takagi	16 4	14 8	21 10	26 19	18 10	9 19	20 21	20 11	17 20	22 20	20 20	17 19
Mark Taylor (R)	6 19	15 12	14 16	14 30	10 17	3 18	- -	18 7	16 14	17 21	12 19	18 14
Al Unser Jr.	- -	- -	- -	17 17	20 11	22 21	- -	- -	- -	- -	- -	- -
Dan Wheldon	14 3	1 3	1 1	2 3	12 13	20 1	12 9	4 13	21 18	8 3	11 3	2 3
Roger Yasukawa	- -	- -	13 11	12 10	- -	- -	- -	- -	- -	- -	- -	- -

▼ RACES 13-16 CONTINUED ON NEXT PAGE ▼

(R) – Rookie; DNS – Did not start

See page 84 for Track Key

2004 IRL Driver Index (RACES 13-16 of 16) – Starts/Finishes *(continued)*

DRIVER	13 NAZ ST/FN	14 CS ST/FN	15 CAL ST/FN	16 TMS ST/FN
Alex Barron	14 12	15 12	15 18	9 14
Townsend Bell	13 18	12 22	16 9	21 9
Robbie Buhl	- -	- -	- -	- -
Ed Carpenter (R)	22 20	16 11	10 12	17 21
Helio Castroneves	1 5	1 10	1 7	1 1
Scott Dixon	12 9	14 7	2 8	5 6
Tomas Enge (R)	- -	- -	17 16	15 13
Adrian Fernandez	6 7	10 1	4 1	10 5
Sarah Fisher	- -	- -	- -	- -
A.J. Foyt IV	17 15	6 16	7 19	11 10
Larry Foyt (R)	- -	- -	- -	- -
Dario Franchitti	4 3	4 20	9 6	19 15
Felipe Giaffone	19 16	19 8	18 20	18 11
Robby Gordon	- -	- -	- -	- -
Richie Hearn	- -	- -	- -	- -
Bryan Herta	7 8	9 2	8 17	6 16
Sam Hornish Jr.	2 11	7 6	3 4	2 17
P.J. Jones (R)	- -	- -	- -	- -
Bruno Junqueira	- -	- -	- -	- -
Tony Kanaan	3 2	2 3	21 2	8 2
Buddy Lazier	- -	- -	- -	- -
Jaques Lazier	16 14	20 18	- -	- -
Darren Manning	5 6	11 15	DNS 22	- -
Kosuke Matsuura (R)	18 21	17 21	20 13	12 19
Robby McGehee	- -	- -	- -	- -
Vitor Meira	9 10	8 5	5 21	3 4
Greg Ray	- -	- -	- -	- -
Buddy Rice	10 4	3 14	6 5	4 20
Marty Roth (R)	- -	- -	- -	- -
Tomas Scheckter	11 13	22 19	12 15	20 18
Scott Sharp	21 19	13 9	14 11	13 8
Jeff Simmons (R)	- -	- -	- -	- -
Tora Takagi	20 17	21 13	19 14	16 12
Mark Taylor (R)	15 22	18 17	11 10	14 7
Al Unser Jr.	- -	- -	- -	- -
Dan Wheldon	8 1	5 4	13 3	7 3
Roger Yasukawa	- -	- -	- -	- -

▲ RACES 1-12 SHOWN ON PREVIOUS PAGE ▲

(R) – Rookie; DNS – Did not start

See page 84 for Track Key



## 2004 CCWS Driver Performance Chart

Rank	Driver	Points	Starts	Running at Finish	Top Finish	Laps Led	Times Led	Laps Completed (1,335)	Miles Completed (2,548.059)	Earnings
1	Sebastien Bourdais	369	14	12	1	506	24	1,108	2,268.52	\$1,693,500
2	Bruno Junqueira	341	14	13	1	123	11	1,247	2,390.48	1,088,500
3	Patrick Carpentier	266	14	11	1	66	6	1,187	2,249.84	827,500
4	Paul Tracy	254	14	11	1	286	12	883	1,900.12	721,500
5	Mario Dominguez	244	14	12	3	10	3	1,153	2,211.02	588,000
6	A.J. Allmendinger (R)	229	14	12	3	16	3	1,245	2,353.97	559,000
7	Alex Tagliani	218	14	13	1	29	6	1,284	2,423.71	562,500
8	Jimmy Vasser	201	14	10	2	5	1	1,155	2,184.57	528,500
9	Ryan Hunter-Reay	199	14	12	1	250	1	1,242	2,319.78	534,000
10	Oriol Servia	199	14	13	3	6	2	1,257	2,398.43	499,000
11	Justin Wilson (R)	188	14	11	4	1	1	1,132	2,110.93	420,000
12	Michel Jourdain Jr.	185	14	11	2	13	4	1,254	2,366.23	432,500
13	Mario Haberfeld	157	14	12	4	0	0	1,291	2,459.70	384,500
14	Rodolfo Lavín	156	14	10	2	3	1	1,201	2,290.14	411,000
15	Roberto Gonzalez (R)	136	14	10	7	0	0	1,283	2,442.32	363,000
16	Nelson Philippe (R)	89	11	9	9	0	0	980	1,738.63	273,500
17	Gaston Mazzacane (R)	73	9	7	6	0	0	766	1,457.31	228,000
18	Guy Smith (R)	53	7	4	9	0	0	452	1,053.59	172,500
19	Alex Sperafico (R)	47	8	5	10	0	0	618	1,085.21	189,000
20	David Besnard (R)	18	1	1	7	0	0	57	159.315	32,500
21	Memo Gidley	15	2	1	11	0	0	120	212.784	49,000
22	Tarso Marques	9	3	1	18	0	0	72	192.272	67,500
23	Michael Valiante (R)	7	1	1	14	0	0	62	172.732	24,500
24	Jarek Janis (R)	3	1	0	18	0	0	28	78.26	22,500

## WINS

1	Sebastien Bourdais	7
2	Bruno Junqueira	2
	Paul Tracy	2
4	Patrick Carpentier	1
	Ryan Hunter-Reay	1
	Alex Tagliani	1

## POLES

1	Sebastien Bourdais	8
2	Paul Tracy	3
3	Bruno Junqueira	1
	Patrick Carpentier	1
	Ryan Hunter-Reay	1

## 2004 CCWS Driver Index – Starts/Finishes

DRIVER	1 LB ST/FN	2 MTY ST/FN	3 MIL ST/FN	4 PORT ST/FN	5 CLV ST/FN	6 TOR ST/FN	7 VAN ST/FN	8 RA ST/FN	9 DNP ST/FN	10 MON ST/FN	11 LAG ST/FN	12 LVMS ST/FN	13 AUS ST/FN	14 MXC ST/FN
A.J. Allmendinger (R)	8 12	11 17	13 5	5 6	4 6	8 11	11 3	7 13	7 5	2 5	4 15	7 6	4 6	7 3
Sebastien Bourdais	2 3	1 1	2 18	1 1	3 1	1 1	3 5	1 3	1 1	1 15	1 8	3 1	2 2	1 1
David Besnard (R)	- -	- -	- -	- -	- -	- -	- -	- -	- -	- -	- -	- -	17 7	- -
Patrick Carpentier	7 4	5 4	3 2	13 4	7 16	6 3	6 16	5 14	4 9	6 2	2 1	1 3	11 16	8 6
Mario Dominguez	5 5	2 3	4 8	6 17	11 8	4 17	4 6	15 5	5 4	3 3	10 11	9 7	5 3	15 8
Memo Gidley	- -	- -	- -	- -	- -	18 16	5 11	- -	- -	- -	- -	- -	- -	- -
Roberto Gonzalez (R)	17 14	12 9	14 12	11 10	14 7	15 13	16 13	14 16	18 12	15 10	18 14	10 10	15 11	11 12
Mario Haberfeld	14 9	16 15	15 10	15 9	12 14	14 4	14 9	12 11	9 8	17 13	13 7	17 14	13 14	17 15
Ryan Hunter-Reay	6 7	8 8	1 1	10 12	- -	7 8	10 8	2 4	8 16	9 18	7 5	8 13	6 5	9 19
Jarek Janis (R)	- -	- -	- -	- -	- -	- -	- -	- -	- -	- -	- -	- -	16 18	- -
Michel Jourdain	13 11	13 11	9 3	8 14	8 15	12 15	12 2	11 9	13 14	12 6	5 4	5 11	9 17	10 9
Bruno Junqueira	1 2	4 2	10 6	2 2	6 2	3 18	8 4	4 15	2 3	4 1	8 2	4 2	3 1	2 2
Rodolfo Lavin	9 10	14 13	6 9	12 18	15 9	13 14	2 15	10 2	15 11	14 11	11 12	6 4	12 15	- -
Tarso Marques	18 18	10 18	- -	- -	- -	- -	- -	- -	- -	- -	- -	- -	- -	16 18
Gaston Mazzacane (R)	- -	- -	16 16	16 13	18 12	16 6	18 DNS	18 18	17 15	18 12	17 13	16 15	- -	- -
Nelson Philippe (R)	16 13	17 10	17 14	18 15	16 10	- -	- -	- -	14 13	13 17	16 16	13 9	14 10	19 16
Oriol Servia	12 15	9 14	11 7	14 11	13 4	10 9	13 12	8 6	6 6	10 9	12 3	18 12	19 13	5 7
Guy Smith (R)	- -	- -	- -	- -	- -	- -	- -	16 10	16 18	16 16	14 9	14 17	18 9	18 17
Alex Sperafico (R)	15 17	18 16	18 15	17 16	17 13	17 10	17 17	17 17	- -	- -	- -	- -	- -	- -
Alex Tagliani	4 8	15 5	7 13	7 7	5 3	9 7	9 7	13 1	11 10	7 7	6 6	12 16	10 19	13 11
Paul Tracy	3 1	6 7	5 17	3 3	1 17	2 5	1 1	6 12	3 2	5 4	3 10	11 18	1 4	6 10
Michael Valiante (R)	- -	- -	- -	- -	- -	- -	- -	- -	- -	- -	- -	- -	- -	12 14
Jimmy Vasser	10 16	7 12	8 4	9 8	10 5	11 2	15 10	3 8	12 17	11 8	9 17	2 5	8 12	4 5
Justin Wilson (R)	11 6	3 6	12 11	4 5	2 18	5 12	7 14	9 7	10 7	8 14	15 18	15 8	7 8	3 4

(R) – Rookie; DNS – Did not start

See page 84 for Track Key

## 2003 IRL Driver Performance Chart

Rank	Driver	Points	Starts	Best Start	Best Finish	Laps Completed (3,251)	Running at Finish	Races Led	Laps Led	Earnings
1	Scott Dixon	507	16	1	1	2949	11	14	748	\$2,531,265
2	Gil de Ferran	489	15	1	1	3033	14	6	405	2,316,815
3	Helio Castroneves	484	16	1	1	2945	13	9	424	1,764,415
4	Tony Kanaan	476	16	1	1	3079	13	12	337	1,600,785
5	Sam Hornish Jr.	461	16	1	1	3010	12	6	393	1,330,865
6	Al Unser Jr.	374	16	5	1	3055	15	3	103	1,053,365
7	Tomas Scheckter	356	16	1	3	3041	11	8	491	1,206,465
8	Scott Sharp	351	16	6	1	3175	13	3	38	1,036,715
9	Kenny Brack	342	16	2	2	2834	11	5	23	1,025,015
10	Tora Takagi	317	16	3	3	2909	13	3	27	1,029,565
11	Dan Wheldon (R)	312	14	4	3	2339	9	2	33	864,515
12	Roger Yasukawa (R)	301	16	9	7	2866	12	2	6	899,115
13	Bryan Herta	277	11	5	1	1789	8	4	21	767,300
14	Robbie Buhl	261	16	6	7	2727	12	0	0	853,365
15	Greg Ray	253	13	5	8	2528	12	0	0	837,065
16	Buddy Rice	229	13	10	9	2457	12	0	0	815,115
17	Alex Barron	216	10	6	1	1702	5	2	29	741,565
18	Sarah Fisher	211	15	2	8	2366	10	0	0	800,165
19	Buddy Lazier	201	13	15	10	2450	10	1	4	746,465
20	Felipe Giaffone	199	11	2	3	1772	7	3	67	724,515
21	A.J. Foyt IV (R)	198	16	14	11	2289	7	0	0	793,015
22	Vitor Meira	170	10	6	4	1449	6	0	0	576,015
23	Jaques Lazier	120	8	12	6	1195	3	0	0	553,615
24	Michael Andretti	80	4	2	4	680	2	3	64	423,915
25	Dario Franchitti	72	3	7	4	589	2	0	0	137,100
26	Shigeaki Hattori	43	4	18	10	447	2	0	0	361,665
27	Ed Carpenter (R)	43	3	16	13	467	2	0	0	108,800
28	Richie Hearn	39	4	1	14	565	1	1	37	257,065
29	Shinji Nakano	35	2	15	11	386	1	0	0	327,115
30	Tony Renna	26	1	8	7	200	1	0	0	206,315
31	Scott Mayer (R)	26	3	21	19	253	0	0	0	109,400
32	Jimmy Kite	17	1	32	13	197	1	0	0	273,565
33	Robby Gordon	8	1	3	22	169	0	0	0	256,250
34	Airton Daré	6	1	33	24	125	0	0	0	166,065
35	Robby McGehee	5	1	31	25	125	0	0	0	151,565
36	Jimmy Vasser	4	1	27	26	102	0	1	1	161,265
37	Billy Boat	1	1	29	32	7	0	0	0	139,065
<b>Total: \$27,946,250</b>										

(R) – Rookie

Note: Total Season Earnings include season-ending contingency awards.

## WINS

1	Gil de Ferran	3
	Scott Dixon	3
	Sam Hornish Jr.	3
4	Helio Castroneves	2
5	Alex Barron	1
	Bryan Herta	1
	Tony Kanaan	1
	Scott Sharp	1
	Al Unser Jr.	1

## POLES

1	Scott Dixon	5
2	Helio Castroneves	3
	Tony Kanaan	3
4	Tomas Scheckter	2
5	Gil de Ferran	1
	Richie Hearn	1
	Sam Hornish Jr.	1

## 2003 IRL Driver Index (RACES 1-12 of 16) – Starts/Finishes

DRIVER	1 HMS ST/FN	2 PHX ST/FN	3 TRM ST/FN	4 IMS ST/FN	5 TMS ST/FN	6 PPR ST/FN	7 RIR ST/FN	8 KAS ST/FN	9 NS ST/FN	10 MICH ST/FN	11 GAT ST/FN	12 KYS ST/FN
Michael Andretti	2 6	5 13	10 4	13 27	- -	- -	- -	- -	- -	- -	- -	- -
Alex Barron	- -	- -	12 17	25 6	- -	- -	- -	- -	6 5	6 1	8 16	17 20
Billy Boat	- -	- -	- -	29 32	- -	- -	- -	- -	- -	- -	- -	- -
Kenny Brack	8 11	6 5	6 2	6 16	6 4	8 7	14 7	12 5	9 6	8 18	2 19	15 19
Robbie Buhl	19 19	19 12	19 10	22 23	18 22	18 15	15 15	20 12	19 21	19 13	19 12	6 7
Ed Carpenter (R)	- -	- -	- -	- -	- -	- -	- -	- -	- -	- -	- -	- -
Helio Castroneves	4 3	4 2	11 22	1 2	10 7	2 12	10 2	6 2	2 3	3 17	1 1	3 5
Airton Daré	- -	- -	- -	33 24	- -	- -	- -	- -	- -	- -	- -	- -
Gil de Ferran	5 2	7 14	- -	10 1	8 8	4 3	6 3	4 3	4 1	9 7	4 3	4 9
Scott Dixon	12 1	3 20	1 15	4 17	2 6	6 1	1 1	1 6	1 2	2 5	5 15	2 2
Sarah Fisher	13 15	14 8	14 23	24 31	21 15	19 20	2 19	22 11	18 20	20 15	18 13	9 14
A.J. Foyt IV (R)	17 17	21 18	18 18	23 18	14 21	21 22	21 21	16 15	16 17	16 14	16 17	19 17
Dario Franchitti	7 7	9 16	- -	- -	- -	7 4	- -	- -	- -	- -	- -	- -
Felipe Giaffone	15 9	2 3	9 3	16 33	5 17	3 13	7 6	5 22	- -	- -	- -	- -
Robby Gordon	- -	- -	- -	3 22	- -	- -	- -	- -	- -	- -	- -	- -
Shigeaki Hattori	20 18	18 10	22 20	30 30	- -	- -	- -	- -	- -	- -	- -	- -
Richie Hearn	- -	- -	- -	28 28	- -	- -	- -	- -	- -	- -	- -	- -
Bryan Herta	- -	- -	- -	- -	9 5	- -	8 14	11 1	7 12	14 19	6 21	13 3
Sam Hornish Jr.	3 10	17 21	13 6	18 15	16 10	14 5	3 4	18 17	20 11	4 2	14 6	1 1
Tony Kanaan	1 4	1 1	2 14	2 3	4 2	1 2	4 5	8 4	10 9	15 16	3 2	11 6
Jimmy Kite	- -	- -	- -	32 13	- -	- -	- -	- -	- -	- -	- -	- -
Buddy Lazier	- -	15 11	17 19	21 21	19 13	17 10	20 20	21 13	21 14	21 12	21 11	20 16
Jaques Lazier	18 20	12 6	16 12	20 29	22 19	15 21	19 16	15 10	- -	- -	- -	- -
Scott Mayer (R)	21 21	22 19	24 24	- -	- -	- -	- -	- -	- -	- -	- -	- -
Robby McGehee	- -	- -	- -	31 25	- -	- -	- -	- -	- -	- -	- -	- -
Vitor Meira	- -	- -	- -	26 12	17 12	22 16	9 22	17 20	15 19	17 21	15 9	DNS 21
Shinji Nakano	- -	- -	21 11	15 14	- -	- -	- -	- -	- -	- -	- -	- -
Greg Ray	- -	- -	23 9	14 8	15 11	12 18	5 12	9 8	12 16	7 10	13 8	5 15
Tony Renna (R)	- -	- -	- -	8 7	- -	- -	- -	- -	- -	- -	- -	- -
Buddy Rice	16 16	16 9	20 13	19 11	20 14	16 9	12 9	19 19	17 18	18 11	11 14	10 11
Tomas Scheckter	9 8	8 15	4 16	12 4	1 18	9 8	13 18	2 9	5 10	1 3	7 4	7 10
Scott Sharp	6 5	11 7	7 1	9 20	12 16	10 11	17 17	10 16	14 13	10 4	20 10	18 13
Tora Takagi	14 12	13 22	3 8	7 5	3 3	5 6	22 13	3 18	3 7	11 6	10 7	12 18
Al Unser Jr.	11 13	20 4	8 5	17 9	7 1	20 14	16 10	7 14	13 8	5 9	17 20	8 4
Jimmy Vasser	- -	- -	- -	27 26	- -	- -	- -	- -	- -	- -	- -	- -
Dan Wheldon (R)	- -	- -	5 7	5 19	13 20	13 19	11 8	13 21	8 4	13 20	12 5	14 8
Roger Yasukawa (R)	10 14	10 17	15 21	11 10	11 9	11 17	18 11	14 7	11 15	12 8	9 18	16 12

▼ RACES 13-16 CONTINUED ON NEXT PAGE ▼

(R) – Rookie; DNS – Did not start

See page 84 for Track Key

**2003 IRL Driver Index (RACES 13-16 of 16) – Starts/Finishes** *(continued)*

DRIVER	13		14		15		16	
	NAZ	ST/FN	CS	ST/FN	CAL	ST/FN	TMS	ST/FN
Michael Andretti	-	-	-	-	-	-	-	-
Alex Barron	9	15	13	7	9	10	14	20
Billy Boat	-	-	-	-	-	-	-	-
Kenny Brack	8	5	4	21	2	20	7	16
Robbie Buhl	11	9	6	10	22	12	10	11
Ed Carpenter (R)	-	-	16	13	17	13	22	21
Helio Castroneves	2	1	9	20	1	6	5	13
Airton Daré	-	-	-	-	-	-	-	-
Gil de Ferran	6	4	12	12	12	15	1	1
Scott Dixon	1	16	5	2	3	2	2	2
Sarah Fisher	DNS	20	15	18	18	19	21	12
A.J. Foyt IV (R)	17	11	21	17	20	17	19	22
Dario Franchitti	-	-	-	-	-	-	-	-
Felipe Giaffone	-	-	3	15	8	16	4	19
Robby Gordon	-	-	-	-	-	-	-	-
Shigeaki Hattori	-	-	-	-	-	-	-	-
Richie Hearn	-	-	1	14	21	21	18	18
Bryan Herta	5	3	7	3	14	22	8	5
Sam Hornish Jr.	7	2	8	1	10	1	12	17
Tony Kanaan	3	18	14	6	5	3	9	14
Jimmy Kite	-	-	-	-	-	-	-	-
Buddy Lazier	18	13	19	16	-	-	-	-
Jaques Lazier	DNS	21	-	-	-	-	-	-
Scott Mayer (R)	-	-	-	-	-	-	-	-
Robby McGehee	-	-	-	-	-	-	-	-
Vitor Meira	-	-	-	-	6	11	6	4
Shinji Nakano	-	-	-	-	-	-	-	-
Greg Ray	16	17	DNS	22	13	14	13	8
Tony Renna (R)	-	-	-	-	-	-	-	-
Buddy Rice	14	10	-	-	-	-	-	-
Tomas Scheckter	4	19	2	5	7	5	3	15
Scott Sharp	15	12	20	11	19	8	20	6
Tora Takagi	19	14	11	9	11	18	11	7
Al Unser Jr.	12	6	17	19	15	9	17	9
Jimmy Vasser	-	-	-	-	-	-	-	-
Dan Wheldon (R)	13	7	10	4	4	4	16	3
Roger Yasukawa (R)	10	8	18	8	16	7	15	10

▲ RACES 1-12 SHOWN ON PREVIOUS PAGE ▲

(R) – Rookie; DNS – Did not start

See page 84 for Track Key

## 2003 CART Driver Performance Chart

Rank	Driver	Points	Starts	Running at Finish	Top Finish	Laps Led	Times Led	Laps Completed (1,922)	Miles Completed (3,524.061)	Earnings
1	Paul Tracy	226	18	15	1	658	18	1,780	3,284.317	\$2,007,000
2	Bruno Junqueira	199	18	16	1	184	10	1,657	3,226.587	1,270,000
3	Michel Jourdain	195	18	16	1	350	10	1,890	3,411.164	1,038,000
4	Sebastien Bourdais (R)	159	18	11	1	254	14	1,681	3,031.629	909,000
5	Patrick Carpentier	146	18	14	1	107	4	1,804	3,312.232	719,000
6	Mario Dominguez	118	18	15	1	76	3	1,840	3,328.841	662,750
7	Oriol Servia	108	18	11	2	37	3	1,522	2,707.205	584,250
8	Adrian Fernandez	105	18	16	1	123	5	1,851	3,396.696	588,750
9	Darren Manning (R)	103	18	15	2	4	1	1,802	3,283.477	519,250
10	Alex Tagliani	97	18	12	3	70	5	1,473	2,683.737	520,250
11	Jimmy Vasser	72	18	13	3	18	2	1,696	3,178.962	356,000
12	Mario Haberfeld (R)	71	18	16	4	0	0	1,783	3,267.894	337,250
13	Roberto Moreno	67	17	10	2	6	1	1,216	2,277.858	333,250
14	Ryan Hunter-Reay (R)	64	18	12	1	15	1	1,560	2,990.019	390,250
15	Tiago Monteiro (R)	29	17	9	6	14	2	1,387	2,395.887	258,500
16	Mika Salo (R)	26	4	3	3	6	1	335	617.188	107,750
17	Max Papis	25	7	5	4	0	0	536	1,196.681	125,500
18	Rodolfo Lavín (R)	17	18	10	8	0	0	1,383	2,469.520	238,000
19	Gualter Salles	11	9	4	6	0	0	562	1,094.174	136,500
20	Geoff Boss (R)	8	11	8	9	0	0	800	1,634.181	157,500
21	Patrick Lemarie (R)	8	6	4	10	0	0	464	780.131	83,750
22	Joel Camathias (R)	6	7	6	9	0	0	821	1,374.888	95,500
23	Alex Yoong (R)	4	4	1	9	0	0	275	496.551	51,250
24	Roberto Gonzalez (R)	3	2	1	10	0	0	91	232.946	28,000
25	Bryan Herta	2	1	1	11	0	0	86	192.468	15,250
26	Alex Sperafico (R)	0	2	0	14	0	0	103	121.475	23,750
27	Luis Diaz (R)	0	1	0	19	0	0	12	33.432	11,000

(R) – Rookie

## WINS

1	Paul Tracy	7
2	Sebastian Bourdais (R)	3
3	Bruno Junqueira	2
	Michel Jourdain	2
5	Patrick Carpentier	1
	Mario Dominguez	1
	Adrián Fernández	1
	Ryan Hunter-Reay (R)	1

## POLES

1	Paul Tracy	6
2	Sebastian Bourdais (R)	5
3	Bruno Junqueira	2
	Alex Tagliani	2
5	Michel Jourdain	1
	Patrick Carpentier	1
	Adrián Fernández	1

## 2003 CART Driver Index (RACES 1-12 of 18) – Starts/Finishes

DRIVER	1 STP ST/FN	2 MTY ST/FN	3 LB ST/FN	4 BH ST/FN	5 GER ST/FN	6 MIL ST/FN	7 LAG ST/FN	8 PORT ST/FN	9 CLV ST/FN	10 TOR ST/FN	11 VAN ST/FN	12 RA ST/FN
Sebastien Bourdais (R)	1 11	1 17	5 16	2 1	1 1	13 9	4 17	4 14	1 1	6 4	5 3	2 2
Geoff Boss (R)	--	--	--	--	--	--	19 16	18 13	18 16	19 14	DNS	19 13
Joel Camathias (R)	17 9	19 11	18 14	18 13	18 16	19 15	18 13	--	--	--	--	--
Patrick Carpentier	4 8	15 8	6 6	9 5	17 7	4 3	1 1	10 16	3 4	5 7	6 13	3 5
Luis Diaz (R)	--	--	--	--	--	--	--	--	--	--	--	--
Mario Dominguez	10 14	8 13	11 5	7 3	6 2	12 8	11 10	16 10	8 5	12 12	12 10	5 14
Adrian Fernandez	3 15	6 4	7 2	6 12	19 15	5 6	5 7	3 1	14 11	10 9	14 12	9 12
Roberto Gonzalez (R)	18 17	--	--	--	--	--	--	--	--	--	--	--
Mario Haberfeld (R)	6 4	11 16	15 9	11 9	4 14	10 7	6 5	12 8	12 15	16 19	10 7	15 8
Bryan Herta	--	--	--	--	--	--	12 11	--	--	--	--	--
Ryan Hunter-Reay (R)	12 16	9 12	12 7	16 16	15 11	17 16	17 12	7 17	11 9	14 11	16 6	8 10
Michel Jourdain	5 2	5 2	1 15	10 6	3 3	2 1	13 4	2 12	6 7	3 2	4 4	10 16
Bruno Junqueira	7 3	7 5	4 3	3 2	2 4	8 17	2 2	11 4	5 3	2 3	2 2	1 1
Rodolfo Lavín (R)	19 18	18 15	17 18	19 15	8 9	14 14	16 19	13 11	15 14	17 15	17 8	17 19
Patrick Lemarie (R)	14 10	12 10	13 13	17 11	10 19	16 18	--	--	--	--	--	--
Darren Manning (R)	11 13	13 7	10 8	8 10	5 6	11 4	7 18	8 6	13 10	11 8	8 5	14 6
Tiago Monteiro (R)	16 7	10 19	16 11	15 14	14 13	9 10	15 9	17 19	WDN	13 10	11 15	11 17
Roberto Moreno	15 5	14 6	9 17	12 7	12 10	15 19	9 15	14 9	9 18	7 6	3 17	12 7
Max Papis	--	--	--	--	--	--	--	15 15	17 12	15 16	15 9	16 4
Gualter Salles	--	--	--	--	--	18 13	--	19 18	16 17	--	DNS	18 11
Mika Salo (R)	--	--	--	--	--	--	--	--	--	--	--	--
Oriol Servià	9 12	4 18	8 12	4 4	7 5	7 2	10 6	6 5	4 6	8 5	9 16	4 18
Alex Sperafico (R)	--	--	--	--	--	--	--	--	--	18 18	--	--
Alex Tagliani	13 19	3 3	3 10	5 8	9 18	1 5	14 14	5 3	7 8	4 17	7 14	13 3
Paul Tracy	2 1	2 1	2 1	1 17	16 12	3 12	3 3	1 2	2 2	1 1	1 1	6 15
Jimmy Vasser	8 6	16 14	14 4	14 19	11 8	6 11	8 8	9 7	10 13	9 13	13 11	7 9
Alex Yoong (R)	--	17 9	19 19	13 18	13 17	--	--	--	--	--	--	--

RACES 13-18 CONTINUED ON NEXT PAGE ▼

(R) – Rookie; WDN – Withdrawn; DNS – Did not start

See page 84 for Track Key

**2003 CART Driver Index (RACES 13-18 of 18) – Starts/Finishes** *(continued)*

DRIVER	13	14	15	16	17	18
	M-O ST/FN	MON ST/FN	DNP ST/FN	MIAMI ST/FN	MXC ST/FN	AUS ST/FN
Sebastien Bourdais (R)	3 5	6 19	3 2	4 17	4 2	1 17
Geoff Boss (R)	18 14	19 14	19 12	17 10	20 20	19 9
Joel Camathias (R)	– –	– –	– –	– –	– –	– –
Patrick Carpentier	5 2	5 3	6 17	18 6	9 14	11 5
Luis Diaz (R)	– –	– –	– –	– –	10 19	– –
Mario Dominguez	9 16	10 5	14 7	8 1	11 3	8 10
Adrian Fernandez	10 7	16 8	4 5	1 8	15 8	5 12
Roberto Gonzalez (R)	– –	– –	– –	– –	18 10	– –
Mario Haberfeld (R)	15 10	12 11	8 10	13 5	14 12	16 14
Bryan Herta	– –	– –	– –	– –	– –	– –
Ryan Hunter-Reay (R)	2 3	14 17	12 15	14 12	5 11	12 1
Michel Jourdain	4 4	4 1	10 6	6 7	8 4	9 4
Bruno Junqueira	6 13	3 13	1 1	2 9	3 7	2 15
Rodolfo Lavín (R)	17 12	18 15	15 19	16 18	17 18	18 8
Patrick Lemarie (R)	– –	– –	– –	– –	– –	– –
Darren Manning (R)	13 8	9 10	7 8	12 11	6 9	14 2
Tiago Monteiro (R)	12 11	11 18	5 13	9 15	2 6	13 18
Roberto Moreno	11 19	13 7	16 16	7 2	– –	7 16
Max Papis	16 9	15 9	– –	– –	– –	– –
Gualter Salles	19 17	17 12	18 18	– –	19 15	17 6
Mika Salo (R)	– –	– –	17 14	15 3	12 5	10 11
Oriol Servià	8 18	2 2	2 3	3 19	16 13	6 19
Alex Sperafico (R)	– –	– –	– –	19 14	– –	– –
Alex Tagliani	7 6	1 4	11 9	10 13	13 16	4 7
Paul Tracy	1 1	8 6	9 4	5 16	1 1	3 13
Jimmy Vasser	14 15	7 16	13 11	11 4	7 17	15 3
Alex Yoong (R)	– –	– –	– –	– –	– –	– –

(R) – Rookie; WDN – Withdrawn; DNS – Did not start

See page 84 for Track Key



## 2002 IRL Driver Performance Chart

Rank	Driver	Points	Starts	Best Start	Best Finish	Laps Completed (3,100)	Running at Finish	Races Led	Laps Led	Earnings
1	Sam Hornish Jr.	531	15	1st	1st	2,963	14	12	654	\$2,470,615
2	Helio Castroneves	511	15	1st	1st	2,952	15	12	351	2,512,965
3	Gil de Ferran	443	14	1st	1st	2,684	13	9	601	1,267,715
4	Felipe Giaffone	432	15	3rd	1st	2,875	12	5	167	1,316,315
5	Alex Barron	366	15	5th	1st	2,959	14	4	49	1,119,765
6	Scott Sharp	332	15	5th	1st	2,632	11	8	116	943,315
7	Al Unser Jr.	311	13	2nd	2nd	2,638	11	7	200	941,015
8	Buddy Lazier	305	15	5th	3rd	2,629	10	1	3	900,265
9	Airton Daré	304	15	6th	1st	2,776	10	3	18	923,015
10	Eddie Cheever Jr.	280	15	1st	5th	2,603	9	3	65	878,465
11	Jeff Ward	268	15	3rd	1st	2,511	9	3	31	944,015
12	Laurent Redon (R)	229	15	4th	3rd	2,475	7	1	39	866,015
13	Billy Boat	225	15	1st	7th	2,525	10	3	49	847,165
14	Tomas Scheckter (R)	210	12	1st	1st	1,972	4	5	443	840,515
15	Richie Hearn	204	10	6th	4th	1,918	9	0	0	719,015
16	George Mack (R)	184	15	9th	13th	2,325	10	0	0	758,765
17	Robbie Buhl	177	13	2nd	6th	1,847	4	0	0	735,015
18	Sarah Fisher	161	10	1st	4th	1,564	6	2	30	369,965
19	Raul Boesel	158	9	3rd	5th	1,729	7	1	3	577,015
20	Eliseo Salazar	157	9	9th	4th	1,606	6	1	7	362,000
21	Robby McGehee	142	9	11th	9th	1,756	8	1	13	242,950
22	Buddy Rice (R)	140	5	2nd	2nd	1000	5	2	37	226,250
23	Greg Ray	128	11	12th	12th	1,557	4	1	41	516,715
24	Tony Renne (R)	121	6	6th	4th	956	4	2	38	172,100
25	Vitor Meira (R)	96	4	1st	3rd	797	4	1	8	208,750
26	Jaques Lazier	90	4	2nd	2nd	707	3	1	45	194,750
27	Shigeaki Hattori	78	6	6th	6th	989	3	1	28	241,565
28	Rick Treadway (R)	76	8	10th	9th	993	4	0	0	347,765
29	Mark Dismore	73	6	5th	11th	964	3	0	0	334,315
30	Anthony Lazzaro (R)	70	4	13th	9th	592	2	0	0	189,650
31	Jon Herb	70	6	21st	11th	670	2	0	0	95,250
32	Hideki Noda (R)	54	6	20th	10th	714	2	0	0	96,900
33	John de Vries (R)	53	4	18th	11th	635	2	0	0	109,500
34	Paul Tracy	40	1	29th	2nd	200	1	0	0	489,315
35	Will Langhorne (R)	36	3	19th	13th	511	1	1	9	40,400
36	Dan Wheldon (R)	35	2	7th	10th	395	2	0	0	35,100
37	Arie Luyendyk	30	2	20th	14th	396	2	0	0	352,815
38	Michael Andretti	26	1	25th	7th	200	1	0	0	218,715
39	Robby Gordon	24	1	11th	8th	200	1	0	0	204,000
40	Jimmy Vasser	23	2	16th	9th	287	1	0	0	172,415
41	Tyce Carlson	23	1	22nd	11th	195	1	0	0	52,300
42	Kenny Brack	19	1	21st	11th	200	1	0	0	188,315
43	Max Papis	16	2	18th	21st	359	1	0	0	185,565
44	Dario Franchitti	11	1	28th	19th	197	1	0	0	153,565
45	Billy Roe	9	1	25th	21st	149	0	0	0	10,800
46	Memo Gidley	9	1	27th	21st	184	1	0	0	32,200
47	Scott Harrington	9	1	25th	21st	171	1	0	0	10,600
48	Cory Kruseman (R)	4	1	26th	26th	74	0	0	0	10,000
49	Jeret Schroeder	3	1	23rd	27th	15	0	0	0	10,200
50	Tony Kannan	2	1	5th	28th	89	0	1	23	167,665
51	Bruno Junqueira	1	1	1st	31st	87	0	1	32	282,715
<b>Total: \$25,886,080</b>										

(R) – Rookie

Note: Total Season Earnings include season-ending contingency awards

## WINS

1	Sam Hornish Jr.	5
2	Helio Castroneves	3
	Gil de Ferran	3
4	Alex Barron	1
	Airton Daré	1
	Felipe Giaffone	1
	Tomas Scheckter	1
	Scott Sharp	1
	Jeff Ward	1

## POLES

1	Gil de Ferran	4
2	Tomas Scheckter	3
3	Sam Hornish Jr.	2
4	Billy Boat	1
	Helio Castroneves	1
	Eddie Cheever Jr.	1
	Sarah Fisher	1
	Bruno Junqueira	1
	Vitor Meira	1

## 2002 IRL Driver Index (RACES 1-12 of 15) – Starts/Finishes

DRIVER	1 HMS ST/FN	2 PHX ST/FN	3 CAL ST/FN	4 NAZ ST/FN	5 IMS ST/FN	6 TMS ST/FN	7 PPIR ST/FN	8 RIR ST/FN	9 KAS ST/FN	10 NS ST/FN	11 MICH ST/FN	12 KYS ST/FN
Michael Andretti	- -	- -	- -	- -	25 7	- -	- -	- -	- -	- -	- -	- -
Alex Barron	19 8	25 23	18 12	10 6	26 4	19 10	15 10	8 10	11 8	5 1	7 12	16 9
Billy Boat	8 16	8 8	13 18	12 8	23 18	11 7	23 14	11 22	8 9	1 14	19 14	2 19
Raul Boesel	- -	- -	- -	- -	3 21	17 13	- -	- -	23 11	15 5	18 15	11 13
Kenny Brack	- -	- -	- -	- -	21 11	- -	- -	- -	- -	- -	- -	- -
Robbie Buhl	7 12	6 13	- -	- -	2 16	14 20	7 23	20 13	18 21	10 21	11 24	20 10
Tyce Carlson	22 11	DNS 26	- -	- -	- -	- -	- -	- -	- -	- -	- -	- -
Helio Castroneves	2 3	1 1	14 5	2 5	13 1	5 4	2 2	2 17	7 3	2 9	6 6	4 5
Eddie Cheever Jr.	4 25	16 15	1 20	15 7	6 5	2 19	14 8	17 14	3 16	9 6	3 22	7 11
Airton Daré	21 10	17 12	20 13	17 11	30 13	9 3	13 9	19 6	6 1	18 17	13 23	22 23
Gil de Ferran	6 2	7 2	11 4	1 3	14 10	12 16	1 1	1 2	21 5	13 2	17 5	10 21
John de Vries (R)	18 17	19 22	21 23	DNS 24	- -	21 11	- -	- -	- -	- -	- -	- -
Mark Dismore	- -	- -	- -	- -	33 32	- -	12 11	12 11	10 20	16 18	5 18	- -
Sarah Fisher	- -	- -	- -	19 4	9 24	- -	- -	15 16	15 14	7 22	8 8	1 8
Dario Franchitti	- -	- -	- -	- -	28 19	- -	- -	- -	- -	- -	- -	- -
Felipe Giaffone	17 7	4 19	8 6	5 2	4 3	18 5	3 4	10 3	19 4	8 7	12 3	3 1
Memo Gidley	- -	- -	27 21	- -	- -	- -	- -	- -	- -	- -	- -	- -
Robby Gordon	- -	- -	- -	- -	11 8	- -	- -	- -	- -	- -	- -	- -
Scott Harrington	- -	- -	- -	- -	- -	- -	- -	- -	- -	- -	25 21	- -
Shigeaki Hattori	- -	22 25	12 26	13 10	27 20	6 6	21 19	- -	- -	- -	- -	- -
Richie Hearn	- -	- -	17 14	22 14	22 6	15 9	17 12	9 7	9 10	6 4	21 10	8 24
Jon Herb	DNS 26	24 11	24 19	23 22	- -	23 22	22 21	21 19	- -	- -	- -	- -
Sam Hornish Jr.	1 1	2 3	4 1	8 17	7 25	8 18	4 3	3 1	2 2	3 3	4 7	5 2
Bruno Junqueira	- -	- -	- -	- -	1 31	- -	- -	- -	- -	- -	- -	- -
Tony Kanaan	- -	- -	- -	- -	5 28	- -	- -	- -	- -	- -	- -	- -
Cory Kruseman	- -	- -	- -	- -	- -	- -	- -	- -	- -	- -	- -	- -
Will Langhorne (R)	- -	- -	- -	- -	- -	- -	- -	- -	- -	- -	- -	19 18
Buddy Lazier	16 22	9 7	26 7	6 23	20 15	10 8	10 15	5 18	5 7	12 12	15 13	9 3
Jaques Lazier	5 18	11 6	2 2	3 20	- -	- -	- -	- -	- -	- -	- -	- -
Anthony Lazzaro (R)	20 9	13 17	- -	14 9	- -	- -	18 22	- -	- -	- -	- -	- -
Arie Luyendyk	- -	- -	- -	- -	24 14	- -	- -	- -	- -	- -	20 16	- -
George Mack (R)	24 13	23 20	19 16	9 18	32 17	13 21	19 13	22 20	20 18	20 15	24 20	24 17
Robby McGehee	14 14	21 21	22 17	20 13	- -	- -	20 17	16 9	22 13	- -	- -	- -
Vitor Meira (R)	- -	- -	- -	- -	- -	- -	- -	- -	- -	- -	- -	13 15
Hideki Noda (R)	23 23	20 10	25 25	- -	- -	- -	- -	- -	- -	- -	- -	- -
Max Papis	- -	- -	- -	- -	18 23	- -	- -	- -	- -	- -	- -	- -
Greg Ray	- -	- -	- -	- -	31 33	20 12	16 18	14 12	12 19	19 20	23 17	18 25
Laurent Redon (R)	9 15	12 14	5 3	7 15	16 22	4 15	8 7	4 15	4 22	22 16	14 11	15 20
Tony Renna (R)	- -	- -	- -	- -	- -	- -	- -	- -	- -	14 10	10 4	12 7
Buddy Rice (R)	- -	- -	- -	- -	- -	- -	- -	- -	- -	- -	2 2	6 12
Billy Roe	25 21	- -	- -	- -	- -	- -	- -	- -	- -	- -	- -	- -
Eliseo Salazar	15 5	10 4	15 15	- -	- -	- -	- -	- -	- -	17 19	9 19	25 14
Tomas Scheckter (R)	3 6	5 24	3 24	4 21	10 26	1 17	9 16	18 4	1 15	4 13	1 1	17 22
Jeret Schroeder	- -	- -	23 27	- -	- -	- -	- -	- -	- -	- -	- -	- -
Scott Sharp	11 20	15 16	9 8	11 1	8 27	16 14	5 5	6 21	13 6	11 8	16 9	21 4
Paul Tracy	- -	- -	- -	- -	29 2	- -	- -	- -	- -	- -	- -	- -
Rick Treadway (R)	12 24	14 9	10 22	18 16	17 29	22 23	- -	- -	16 23	- -	- -	- -
Al Unser Jr.	13 19	18 5	7 11	21 12	12 12	3 2	11 6	13 5	17 17	- -	- -	14 6
Jimmy Vasser	- -	- -	16 9	- -	19 30	- -	- -	- -	- -	- -	- -	- -
Jeff Ward	10 4	3 18	6 10	16 19	15 9	7 1	6 20	7 8	14 12	21 11	22 25	23 16
Dan Wheldon (R)	- -	- -	- -	- -	- -	- -	- -	- -	- -	- -	- -	- -

(R) – Rookie; DNS – Did not start

See page 84 for Track Key

▼ RACES 13-15 CONTINUED ON NEXT PAGE ▼

2002 IRL Driver Index (RACES 13-15 of 15) – Starts/Finishes *(continued)*

DRIVER	13		14		15	
	GAT	ST/FN	CS	ST/FN	TMS	ST/FN
Michael Andretti	-	-	-	-	-	-
Alex Barron	14	3	18	12	8	5
Billy Boat	12	23	4	19	14	24
Raul Boesel	13	8	19	11	23	22
Kenny Brack	-	-	-	-	-	-
Robbie Buhl	8	6	9	20	12	18
Tyce Carlson	-	-	-	-	-	-
Helio Castroneves	3	2	21	4	10	2
Eddie Cheever Jr.	17	10	6	5	5	8
Airton Daré	19	11	15	16	15	12
Gil de Ferran	1	1	11	23	-	-
John de Vries (R)	-	-	-	-	-	-
Mark Dismore	-	-	-	-	-	-
Sarah Fisher	9	20	12	22	9	11
Dario Franchitti	-	-	-	-	-	-
Felipe Giaffone	7	21	10	6	13	17
Memo Gidley	-	-	-	-	-	-
Robby Gordon	-	-	-	-	-	-
Scott Harrington	-	-	-	-	-	-
Shigeaki Hattori	-	-	-	-	-	-
Richie Hearn	-	-	-	-	-	-
Jon Herb	-	-	-	-	-	-
Sam Hornish Jr.	2	5	1	1	3	1
Bruno Junqueira	-	-	-	-	-	-
Tony Kanaan	-	-	-	-	-	-
Cory Kruseman	-	-	-	-	26	26
Will Langhorne (R)	-	-	23	13	22	23
Buddy Lazier	18	15	22	3	20	7
Jaques Lazier	-	-	-	-	-	-
Anthony Lazzaro (R)	DNS	25	-	-	-	-
Arie Luyendyk	-	-	-	-	-	-
George Mack (R)	23	16	24	14	24	28
Robby McGehee	21	12	-	-	11	13
Vitor Meira (R)	4	9	5	8	1	3
Hideki Noda (R)	24	17	25	24	21	27
Max Papis	-	-	-	-	18	21
Greg Ray	22	19	20	17	19	14
Laurent Redon (R)	6	22	8	25	17	10
Tony Renna (R)	11	24	17	15	6	9
Buddy Rice (R)	15	4	2	9	4	6
Billy Roe	-	-	-	-	-	-
Eliseo Salazar	20	14	14	18	16	16
Tomas Scheckter (R)	-	-	-	-	-	-
Jeret Schroeder	-	-	-	-	-	-
Scott Sharp	10	18	16	7	7	4
Paul Tracy	-	-	-	-	-	-
Rick Treadway (R)	-	-	-	-	25	19
Al Unser Jr.	16	7	3	2	2	20
Jimmy Vasser	-	-	-	-	-	-
Jeff Ward	5	13	13	21	27	25
Dan Wheldon (R)	-	-	7	10	28	15

▲ RACES 1-12 SHOWN ON PREVIOUS PAGE ▲

(R) – Rookie; DNS – Did not start  
See page 84 for Track Key

## 2002 CART Driver Performance Chart

Rank	Driver	Points	Starts	Running at Finish	Top Finish	Laps Led	Times Led	Laps Completed (2,411)	Miles Completed (4,321.705)	Earnings
1	Cristiano da Matta	237	19	15	1	619	30	2,245	3,999.55	\$2,053,000
2	Bruno Junqueira	164	19	13	1	196	9	2,297	4,091.34	1,179,750
3	Patrick Carpentier	157	19	13	1	159	7	1,823	3,510.15	951,000
4	Dario Franchitti	148	19	11	1	252	19	2,023	3,570.83	901,000
5	Christian Fittipaldi	122	19	12	2	18	7	2,025	3,748.56	684,500
6	Kenny Brack	114	19	10	1	268	13	1,678	3,079.22	651,000
	Jimmy Vasser	114	19	14	1	162	11	1,751	3,333.41	632,250
8	Alex Tagliani	111	19	15	2	115	5	1,978	3,750.03	580,750
9	Michael Andretti	110	19	15	1	90	16	2,114	3,914.53	628,750
10	Michel Jourdain Jr.	105	19	18	4	24	6	2,368	4,238.70	509,250
11	Paul Tracy	101	19	9	1	314	16	1,648	2,873.66	493,750
12	Tony Kanaan	99	19	11	3	145	9	1,975	3,674.15	419,000
13	Scott Dixon	97	19	12	2	0	0	2,027	3,536.83	408,000
14	Adrian Fernandez	59	15	9	2	15	2	1,748	2,804.08	309,000
15	Toranosuke Takagi	53	18	9	4	0	0	1,773	3,147.13	317,750
16	Oriol Servia	44	13	7	4	0	0	1,234	2,385.66	230,250
17	Shinji Nakano	43	19	12	4	10	1	1,890	3,592.88	302,500
18	Mario Dominguez (R)	37	19	10	1	5	2	1,603	2,779.10	341,000
19	Max Papis	32	7	4	3	1	1	866	1,491.31	166,500
20	Townsend Bell (R)	19	9	3	4	0	0	662	1,287.95	143,750
21	Darren Manning (R)	4	1	1	9	18	2	211	312.07	17,500
22	Andre Lotterer (R)	1	1	1	12	0	0	73	203.38	14,250
23	Luis Diaz (R)	0	1	0	19	0	0	1	2.79	11,000

(R) – Rookie

## WINS

1	Cristiano Da Matta	7
2	Dario Franchitti	3
3	Bruno Junqueira	2
	Patrick Carpentier	2
5	Kenny Brack	1
	Jimmy Vasser	1
	Michael Andretti	1
	Paul Tracy	1
	Mario Dominguez (R)	1

## POLES

1	Cristiano Da Matta	7
2	Bruno Junqueira	4
3	Tony Kanaan	2
	Adrián Fernández	2
5	Patrick Carpentier	1
	Dario Franchitti	1
	Kenny Brack	1
	Jimmy Vasser	1

## 2002 CART Driver Index (RACES 1-12 of 19) – Starts/Finishes

DRIVER	1 MTY ST/FN	2 LB ST/FN	3 TRM ST/FN	4 MIL ST/FN	5 LAG ST/FN	6 PORT ST/FN	7 CHI ST/FN	8 TOR ST/FN	9 CLV ST/FN	10 VAN ST/FN	11 M-0 ST/FN	12 RA ST/FN
Michael Andretti	16 12	15 1	7 16	13 7	19 11	12 9	14 15	18 11	5 2	5 6	8 3	14 10
Townsend Bell (R)	9 19	5 15	10 14	19 13	10 7	6 4	17 12	16 15	15 18	– –	– –	– –
Kenny Brack	8 18	4 4	4 17	14 8	2 3	2 15	12 18	4 2	9 4	10 18	4 6	7 14
Patrick Carpentier	17 7	20 19	6 4	3 15	6 5	13 5	7 16	14 10	2 1	16 5	1 1	12 7
Cristiano da Matta	5 1	2 8	8 13	7 11	1 1	1 1	3 1	1 1	1 16	1 12	3 13	2 1
Luis Diaz (R)	– –	– –	– –	– –	– –	– –	– –	– –	– –	– –	– –	– –
Scott Dixon	14 6	19 18	15 9	4 6	9 6	11 7	9 6	9 5	12 15	4 16	15 5	5 17
Mario Dominguez (R)	12 17	17 14	19 11	16 17	12 15	18 10	15 11	17 18	13 17	17 10	18 16	17 8
Adrian Fernandez	1 13	7 10	14 7	1 2	13 18	15 14	6 13	13 9	17 11	11 8	– –	8 18
Christian Fittipaldi	4 3	9 13	16 12	15 4	5 2	5 13	11 14	5 3	4 12	7 13	2 2	11 6
Dario Franchitti	2 2	16 9	5 3	9 12	14 19	7 3	1 3	6 13	3 14	3 1	11 17	6 12
Michel Jourdain Jr.	6 4	10 5	13 5	18 5	11 9	17 6	18 10	15 12	16 9	18 4	16 11	16 9
Bruno Junqueira	7 11	3 17	1 1	5 10	3 4	3 2	5 2	3 14	8 13	12 9	6 4	1 3
Tony Kanaan	13 16	6 20	2 15	8 16	4 12	14 8	4 8	10 17	6 8	6 3	5 14	18 4
Andre Lotterer (R)	– –	– –	– –	– –	– –	– –	– –	– –	– –	– –	– –	– –
Darren Manning (R)	– –	– –	– –	– –	– –	– –	– –	– –	– –	– –	– –	– –
Shinji Nakano	20 15	14 12	18 10	6 18	18 14	16 11	16 5	7 4	18 10	13 11	17 9	10 11
Max Papis	18 9	18 3	17 18	17 3	17 13	– –	– –	– –	– –	– –	14 15	– –
Oriol Servia	11 10	13 11	20 6	WD WD	– –	– –	– –	– –	– –	15 14	12 10	9 16
Alex Tagliani	3 5	11 16	12 2	11 19	7 10	4 12	2 7	11 7	14 5	8 7	7 7	3 2
Toranosuke Takagi	15 14	12 6	11 8	10 14	8 16	8 18	8 4	12 8	10 7	14 15	10 12	13 15
Paul Tracy	19 8	8 7	3 19	2 1	16 17	9 17	13 9	2 16	11 3	2 2	9 18	4 13
Jimmy Vasser	10 20	1 2	9 20	12 9	15 8	10 16	10 17	8 6	7 6	9 17	13 8	15 5

▼ RACES 13-19 CONTINUED ON NEXT PAGE ▼

(R) – Rookie; WD – Withdrawn; DNS – Did not start

See page 84 for Track Key

**2002 CART Driver Index (RACES 13-19 of 19) – Starts/Finishes** *(continued)*

DRIVER	13	14	15	16	17	18	19
	MON ST/FN	DNP ST/FN	ENG ST/FN	MIAMI ST/FN	AUS ST/FN	CAL ST/FN	MXC ST/FN
Michael Andretti	18 8	17 13	2 10	14 8	15 9	4 2	10 17
Townsend Bell (R)	– –	– –	– –	– –	– –	– –	– –
Kenny Brack	5 18	6 7	1 8	4 13	4 4	15 12	6 1
Patrick Carpentier	4 15	8 17	10 3	17 16	14 2	8 3	7 4
Cristiano da Matta	1 2	7 3	3 2	6 1	1 8	3 11	12 2
Luis Diaz (R)	– –	– –	– –	– –	– –	– –	19 19
Scott Dixon	7 10	4 2	16 12	2 18	6 15	14 6	15 7
Mario Dominguez (R)	17 17	16 14	18 13	18 11	16 1	17 16	9 18
Adrian Fernandez	16 12	2 4	11 14	9 7	17 DNS	– –	– –
Christian Fittipaldi	11 7	5 5	12 17	8 2	12 11	13 7	2 15
Dario Franchitti	2 1	14 18	5 1	7 10	8 7	9 10	3 5
Michel Jourdain Jr.	15 6	10 9	19 11	15 6	11 10	11 13	17 13
Bruno Junqueira	3 13	1 1	6 5	10 5	2 14	2 9	1 3
Tony Kanaan	13 3	9 6	8 15	1 9	3 5	1 4	4 8
Andre Lotterer (R)	– –	– –	– –	– –	– –	– –	18 12
Darren Manning (R)	– –	– –	17 9	– –	– –	– –	– –
Shinji Nakano	9 9	3 16	15 16	11 14	7 13	12 15	13 14
Max Papis	– –	– –	– –	– –	– –	10 14	– –
Oriol Servia	14 16	13 11	14 4	13 17	9 16	18 5	16 9
Alex Tagliani	8 11	12 12	9 18	5 4	13 6	7 8	14 10
Toranosuke Takagi	12 14	18 15	4 6	3 15	18 DNS	16 18	11 6
Paul Tracy	10 4	15 8	7 19	16 12	5 3	5 17	8 16
Jimmy Vasser	6 5	11 10	13 7	12 3	10 12	6 1	5 11

(R) – Rookie; WD – Withdrawn; DNS – Did not start

See page 84 for Track Key

## 2001 IRL Driver Performance Chart

Rank	Driver	Points	Starts	Best		Completed (2,650)	Running at Finish	Races Led	Laps Led	Earnings
				Start	Finish					
1	Sam Hornish Jr.	503	13	1st	1st	2,643	13	11	765	\$2,477,025
2	Buddy Lazier	398	13	2nd	1st	2,506	11	6	437	1,196,525
3	Scott Sharp	355	13	1st	1st	2,207	10	5	166	1,234,425
4	Billy Boat	313	13	4th	2nd	2,291	12	1	26	925,025
5	Eliseo Salazar	308	13	3rd	2nd	2,438	9	4	82	949,900
6	Felipe Giaffone (R)	304	13	4th	2nd	2,298	10	5	51	839,825
7	Al Unser Jr.	287	13	7th	1st	2,020	8	2	76	844,525
8	Eddie Cheever Jr.	261	13	2nd	1st	1,977	5	2	168	881,275
9	Buzz Calkins	242	13	7th	3rd	2,402	11	0	0	807,025
10	Airton Daré	239	13	5th	5th	2,160	8	2	6	806,025
11	Jeff Ward	238	12	1st	4th	2,089	9	2	50	742,775
12	Robbie Buhl	237	13	4th	3rd	1,915	7	4	103	873,375
13	Shigeaki Hattori	215	11	5th	7th	1,979	8	0	0	459,100
14	Mark Dismore	205	13	1st	2nd	1,798	6	5	54	793,325
15	Donnie Beechler	204	9	6th	3rd	1,775	7	2	4	558,025
16	Robby McGehee	196	11	10th	4th	1,845	7	2	13	698,625
17	Jaques Lazier	195	10	1st	1st	1,469	4	4	139	633,675
18	Greg Ray	193	10	1st	1st	1,673	5	6	363	859,875
19	Sarah Fisher	188	13	2nd	2nd	1,675	6	0	0	717,175
20	Didier André (R)	188	12	14th	4th	1,810	6	0	0	428,550
21	Billy Roe	101	9	20th	12th	759	2	0	0	133,400
22	Jeret Schroeder	77	7	12th	14th	852	2	0	0	379,925
23	Jon Herb (R)	70	6	17th	9th	649	2	0	0	351,875
24	Helio Castroneves	64	2	11th	1st	342	1	2	56	1,305,075
25	Rick Treadway (R)	59	3	15th	5th	588	3	0	0	60,100
26	Davey Hamilton	54	5	12th	12th	682	2	0	0	420,825
27	Richie Hearn	50	2	15th	6th	396	2	0	0	92,250
28	Gil de Ferran	46	2	5th	2nd	276	1	2	30	515,375
29	Laurent Redon (R)	45	2	13th	7th	367	1	0	0	42,600
30	Brandon Erwin (R)	40	4	23rd	14th	450	2	0	0	100,750
31	Casey Mears (R)	36	3	24th	11th	380	1	0	0	84,000
32	Stan Wattle	36	3	10th	12th	304	1	0	0	86,000
33	Chris Menninga (R)	36	3	22nd	16th	326	1	0	0	37,900
34	Michael Andretti	35	1	21st	3rd	200	1	1	16	346,225
35	Stephan Gregoire	34	4	4th	15th	381	0	1	9	217,075
36	Jimmy Vasser	32	1	12th	4th	200	1	0	0	233,325
37	Bruno Junqueira	30	1	20th	5th	200	1	0	0	255,825
38	Anthony Lazzaro (R)	29	2	17th	13th	232	0	0	0	52,700
39	Tony Stewart	28	1	7th	6th	200	1	1	13	218,850
40	Cory Witherrill (R)	19	2	24th	19th	238	1	0	0	169,775
41	Arie Luyendyk	17	1	6th	13th	198	1	1	1	182,275
42	John Hollansworth Jr.	12	1	18th	18th	189	1	0	0	15,750
42	Tyce Carlson	15	1	19th	15th	162	0	0	0	36,800
44	Alex Barron	9	1	17th	21st	41	0	0	0	33,000
45	Robby Gordon	9	1	3rd	21st	184	1	1	22	173,225
46	Jack Miller	5	1	23rd	25th	28	0	0	0	10,200
47	Nicolas Minassian	1	1	22nd	29th	74	0	0	0	149,575
48	Scott Goodyear	1	1	16th	32nd	7	0	0	0	143,325
<b>Total: \$23,574,075</b>										

(R) – Rookie

Note: Total Season Earnings include season-ending contingency awards

## WINS

1	Buddy Lazier.....	4
2	Sam Hornish Jr. ....	3
3	Helio Castroneves .....	1
	Eddie Cheever Jr.....	1
	Jaques Lazier .....	1
	Greg Ray.....	1
	Scott Sharp.....	1
	Al Unser Jr. ....	1

## POLES

1	Greg Ray.....	4
2	Scott Sharp.....	3
3	Jaques Lazier .....	2
4	Mark Dismore.....	1
	Jeff Ward.....	1

## 2001 IRL Driver Index – Starts/Finishes

DRIVER	1 PHX ST/FN	2 HMS ST/FN	3 AMS ST/FN	4 IMS ST/FN	5 TMS 1 ST/FN	6 PPR ST/FN	7 RIR ST/FN	8 KAS ST/FN	9 NS ST/FN	10 KYS ST/FN	11 GAT ST/FN	12 CS ST/FN	13 TMS 2 ST/FN
Didier André (R)	27 27	26 10	20 13	- -	21 17	19 19	14 4	16 16	20 21	17 11	20 12	21 13	20 15
Michael Andretti	- -	- -	- -	21 3	- -	- -	- -	- -	- -	- -	- -	- -	- -
Alex Barron	- -	- -	- -	- -	- -	- -	- -	- -	- -	- -	17 21	- -	- -
Donnie Beechler	- -	- -	- -	27 25	6 6	16 16	15 7	11 3	10 10	22 5	16 14	17 5	- -
Billy Boat	7 5	12 13	17 14	32 9	10 5	8 4	19 18	8 9	4 2	6 6	5 6	11 12	4 12
Robbie Buhl	8 11	23 24	19 20	9 15	8 21	4 3	9 9	4 21	7 13	4 9	14 5	4 22	14 3
Buzz Calkins	11 9	15 16	8 3	24 12	16 15	7 15	16 10	18 13	15 9	19 16	7 22	18 9	11 10
Tyce Carlson	19 15	- -	- -	- -	- -	- -	- -	- -	- -	- -	- -	- -	- -
Helio Castroneves	17 18	- -	- -	11 1	- -	- -	- -	- -	- -	- -	- -	- -	- -
Eddie Cheever Jr.	12 19	16 9	3 24	25 26	3 12	10 6	3 13	2 1	5 15	3 21	9 4	2 3	8 18
Airton Daré	18 10	20 23	11 9	30 8	12 19	13 5	5 15	22 6	18 17	16 20	10 9	19 19	12 7
Gil de Ferran	5 24	- -	- -	5 2	- -	- -	- -	- -	- -	- -	- -	- -	- -
Mark Dismore	15 25	9 7	4 26	4 16	1 20	6 13	13 6	7 11	3 16	2 22	19 2	5 17	16 23
Brandon Erwin (R)	26 14	25 17	26 27	- -	23 22	- -	- -	- -	- -	- -	- -	- -	- -
Sarah Fisher	21 17	7 2	18 11	15 31	18 18	14 10	2 17	17 12	17 19	20 19	15 11	22 24	18 25
Felipe Giaffone (R)	9 6	4 4	15 10	33 10	14 2	9 7	8 11	6 4	9 8	12 8	6 20	6 10	6 21
Scott Goodyear	- -	- -	- -	16 32	- -	- -	- -	- -	- -	- -	- -	- -	- -
Robby Gordon	- -	- -	- -	3 21	- -	- -	- -	- -	- -	- -	- -	- -	- -
Stephan Gregoire	4 21	11 22	21 15	29 28	- -	- -	- -	- -	- -	- -	- -	- -	- -
Davey Hamilton	20 12	13 19	12 18	26 23	22 24	- -	- -	- -	- -	- -	- -	- -	- -
Shigeaki Hattori	24 13	21 15	5 8	- -	5 10	- 21	17 14	9 8	16 7	18 7	11 15	14 21	15 16
Richie Hearn	- -	- -	- -	- -	- -	15 9	- -	- -	- -	- -	- -	20 6	- -
Jon Herb (R)	- -	17 25	25 16	18 27	- -	- -	- -	19 19	- -	- -	- -	24 15	25 9
John Hollansworth Jr.	- -	18 18	- -	- -	- -	- -	- -	- -	- -	- -	- -	- -	- -
Sam Hornish Jr.	2 1	5 1	6 4	13 14	4 3	3 2	6 2	5 2	2 6	8 3	1 3	8 2	1 1
Bruno Junqueira	- -	- -	- -	20 5	- -	- -	- -	- -	- -	- -	- -	- -	- -
Buddy Lazier	6 3	3 20	9 6	10 18	13 4	5 1	4 1	12 5	6 1	11 1	2 13	9 11	2 17
Jaques Lazier	- -	- -	- -	17 22	19 9	12 17	1 19	13 18	14 3	13 12	13 16	1 1	9 20
Anthony Lazzaro (R)	- -	- -	- -	- -	- -	- -	- -	- -	- -	- -	23 18	- -	17 13
Arie Luyendyk	- -	- -	- -	6 13	- -	- -	- -	- -	- -	- -	- -	- -	- -
Robby McGehee	16 8	22 12	10 21	14 11	17 14	- -	- -	14 10	11 4	10 18	18 10	16 20	19 14
Casey Mears (R)	25 20	24 11	27 23	- -	- -	- -	- -	- -	- -	- -	- -	- -	- -
Chris Menninga (R)	- -	- -	- -	- -	- -	- -	- -	- -	- -	- -	22 19	23 16	22 19
Jack Miller	- -	- -	23 25	- -	- -	- -	- -	- -	- -	- -	- -	- -	- -
Nicolas Minassian	- -	- -	- -	22 29	- -	- -	- -	- -	- -	- -	- -	- -	- -
Greg Ray	1 22	2 21	1 1	2 17	20 11	1 18	- 21	10 14	1 18	5 13	- -	- -	13 8
Laurent Redon (R)	- -	- -	- -	- -	- -	- -	- -	- -	- -	- -	- -	13 7	24 11
Billy Roe	- -	- -	- -	- -	24 13	20 20	20 20	21 22	21 12	21 14	21 23	25 23	21 22
Eliseo Salazar	13 2	6 3	7 5	28 7	9 7	11 14	7 12	3 7	12 11	14 15	4 17	7 18	5 4
Jeret Schroeder	22 26	14 14	22 19	23 20	15 23	- -	12 16	20 15	- -	- -	- -	- -	- -
Scott Sharp	10 4	8 8	13 2	1 33	2 1	2 8	10 5	1 17	13 5	1 2	3 8	3 25	3 2
Tony Stewart	- -	- -	- -	7 6	- -	- -	- -	- -	- -	- -	- -	- -	- -
Rick Treadway	- -	- -	- -	- -	- -	- -	- -	- -	- -	15 17	- -	15 14	23 5
Al Unser Jr.	23 23	19 6	14 17	19 30	11 8	17 11	11 3	15 20	19 14	9 4	8 1	12 8	7 6
Jimmy Vasser	- -	- -	- -	12 4	- -	- -	- -	- -	- -	- -	- -	- -	- -
Jeff Ward	3 7	1 5	2 7	8 24	7 16	18 12	18 8	- -	8 20	7 10	12 7	10 4	10 24
Stan Wattles	14 16	10 26	16 12	- -	- -	- -	- -	- -	- -	- -	- -	- -	- -
Cory Witherrill (R)	- -	- -	24 22	31 19	- -	- -	- -	- -	- -	- -	- -	- -	- -

(R) – Rookie

See page 84 for Track Key



## 2001 CART Driver Performance Chart

Rank	Driver	Points	Starts	Running at Finish	Top Finish	Laps Led	Times Led	Laps Completed (2,610)	Miles Completed (4,520.98)	Earnings
1	Gil de Ferran	199	20	16	1	328	9	2,327	4,073.25	\$1,761,500
2	Kenny Brack	163	20	15	1	621	31	2,245	3,778.06	1,225,750
3	Michael Andretti	147	20	14	1	108	7	2,156	3,719.25	868,000
4	Helio Castroneves	141	20	17	1	411	18	2,216	3,953.92	823,250
5	Cristiano da Matta	140	20	14	1	104	21	2,006	3,622.61	1,784,000
6	Max Papis	107	20	16	1	222	39	2,358	4,167.11	664,250
7	Dario Franchitti	105	20	13	1	53	13	2,223	3,736.83	607,250
8	Scott Dixon (R)	98	20	15	1	74	9	2,521	4,351.22	576,250
9	Tony Kanaan	93	19	16	3	179	11	2,383	4,046.07	467,500
10	Patrick Carpentier	91	20	13	1	41	6	1,974	3,505.14	521,750
11	Alex Tagliani	80	20	13	2	70	3	2,238	3,957.81	345,250
12	Jimmy Vasser	77	20	13	4	12	6	2,186	3,715.70	315,500
13	Roberto Moreno	76	20	14	1	51	9	2,382	4,056.40	392,750
14	Paul Tracy	73	20	10	3	1	1	1,811	3,126.04	320,750
15	Christian Fittipaldi	70	20	12	3	12	3	2,266	3,998.81	336,000
16	Bruno Junqueira (R)	68	20	11	1	37	5	2,043	3,549.62	328,500
17	Memo Gidley	65	14	11	2	147	19	1,594	2,962.99	319,250
18	Adrian Fernandez	45	20	10	3	36	9	2,101	3,586.05	268,500
19	Oriol Servia	42	20	15	5	15	3	2,394	4,087.73	272,000
20	Michel Jourdain Jr.	30	20	14	3	6	6	2,251	3,829.05	245,000
21	Toranosuke Takagi (R)	29	20	12	4	4	2	2,087	3,631.06	243,750
22	Bryan Herta	28	20	11	3	22	6	1,772	3,057.76	206,250
23	Alex Zanardi	24	15	7	4	20	2	1,565	2,526.62	160,000
24	Mauricio Gugelmin	17	19	12	7	6	1	2,141	3,739.83	201,250
25	Max Wilson	12	15	7	4	23	2	1,092	1,830.86	92,500
26	Shinji Nakano	11	20	14	8	0	0	2,255	3,799.34	185,250
27	Nicolas Minassian (R)	7	6	3	8	0	0	824	1,156.87	81,000
	Casey Mears (R)	7	4	3	8	2	2	394	765.44	46,750
29	Alex Barron	4	2	2	9	3	2	285	628.06	30,750
30	Townsend Bell (R)	1	2	2	12	0	0	293	517.12	27,500
31	Michael Krumm (R)	0	2	1	15	0	0	133	268.68	12,000
	Luiz Garcia Jr.	0	2	0	26	0	0	55	113.27	0

(R) – Rookie

\*Eleven different winners tied a CART single-season record set in 2000.

Note: Kenny Brack won the pole and earned a championship point at Texas, although the race was not run due to safety concerns.

## WINS

1	Kenny Brack	4
2	Helio Castroneves	3
	Cristiano Da Matta	3
4	Gil de Ferran	2
	Max Papis	2
6	Michael Andretti	1
	Dario Franchitti	1
	Scott Dixon (R)	1
	Patrick Carpentier	1
	Roberto Moreno	1
	Bruno Junqueira (R)	1

## POLES

1	Kenny Brack	6
2	Gil de Ferran	5
3	Helio Castroneves	3
4	Alex Tagliani	2
5	Max Papis	1
	Tony Kanaan	1
	Roberto Moreno	1
	Bruno Junqueira (R)	1
	Mauricio Gugelmin	1

## 2001 CART Driver Index (RACES 1-12 of 21) – Starts/Finishes

DRIVER	1 MTY ST/FN	2 LB ST/FN	3 TMS ST/FN	4 NAZ ST/FN	5 TRM ST/FN	6 MIL ST/FN	7 DET ST/FN	8 PORT ST/FN	9 CLV ST/FN	10 TOR ST/FN	11 MICH ST/FN	12 CHI ST/FN
Michael Andretti	5 4	9 28	18 -	13 6	11 23	10 2	13 4	16 8	21 15	13 1	18 19	17 24
Alex Barron	- -	- -	- -	- -	- -	- -	- -	- -	- -	- -	- -	- -
Townsend Bell (R)	- -	- -	- -	- -	- -	- -	- -	- -	- -	- -	- -	- -
Kenny Brack	1 5	2 25	1 -	2 2	6 1	1 1	10 9	22 11	17 6	3 20	1 17	8 1
Patrick Carpentier	6 25	17 23	2 -	22 25	10 19	26 17	6 8	10 5	9 26	12 21	21 1	9 2
Helio Castroneves	4 8	1 1	19 -	5 11	1 2	2 26	1 1	3 17	23 12	2 19	19 8	2 7
Cristiano da Matta	2 1	4 2	11 -	9 10	12 25	3 25	17 7	2 10	19 7	17 15	13 4	20 19
Gil de Ferran	3 2	5 3	7 -	15 23	3 13	6 7	3 6	15 13	20 4	1 14	11 24	12 3
Scott Dixon (R)	14 13	18 19	20 -	23 1	20 9	8 3	18 22	4 7	18 20	10 5	12 10	19 4
Adrian Fernandez	19 19	26 16	12 -	6 19	9 16	23 5	15 12	23 19	2 21	7 3	20 25	3 10
Christian Fittipaldi	16 20	10 24	9 -	17 5	14 4	9 18	8 5	7 3	15 11	14 12	9 18	24 25
Dario Franchitti	7 9	6 6	16 -	12 8	2 17	11 9	4 2	5 6	14 1	6 24	25 2	10 15
Luis Garcia Jr.	28 26	27 27	- -	- -	- -	- -	- -	- -	- -	- -	- -	- -
Memo Gidley	- -	- -	- -	- -	- -	- -	- -	25 25	5 2	23 17	16 14	4 5
Mauricio Gugelmin	17 15	19 22	WD -	DNC	25 12	22 10	12 10	11 20	1 10	19 7	10 15	13 22
Bryan Herta	18 16	15 10	4 -	7 21	22 21	20 22	22 15	12 14	4 3	15 18	7 5	15 21
Michel Jourdain Jr.	24 17	7 13	13 -	3 13	7 11	21 13	19 25	24 15	11 25	18 16	6 3	23 23
Bruno Junqueira (R)	20 22	28 9	21 -	1 7	5 24	12 4	2 19	6 23	16 23	20 13	22 9	11 17
Tony Kanaan	12 7	3 7	14 -	10 16	4 3	7 6	WD WD	21 24	6 16	4 10	5 21	1 8
Michael Krumm (R)	23 23	25 15	- -	- -	- -	- -	- -	- -	- -	- -	- -	- -
Casey Mears (R)	- -	- -	- -	- -	- -	- -	- -	- -	- -	- -	- -	- -
Nicolas Minassian (R)	21 11	14 8	15 -	25 18	15 15	14 19	14 17	- -	- -	- -	- -	- -
Roberto Moreno	10 27	22 11	24 -	16 12	23 10	17 15	7 3	8 2	25 8	9 11	17 12	7 20
Shinji Nakano	27 18	23 12	5 -	19 15	13 8	16 16	9 13	18 22	10 22	26 9	8 22	16 16
Max Papis	11 12	13 17	17 -	14 24	17 6	13 8	24 11	1 1	22 18	21 8	2 16	25 13
Oriol Servia	8 14	24 14	3 -	4 9	18 14	18 14	11 16	14 9	12 17	11 23	23 11	21 18
Alex Tagliani	13 21	11 18	8 -	20 22	19 22	25 12	20 21	20 12	7 9	5 2	24 6	14 6
Toranosuke Takagi (R)	25 10	16 20	23 -	18 14	24 20	19 20	25 20	17 18	8 14	22 22	3 13	18 11
Paul Tracy	15 3	12 4	10 -	8 3	16 18	4 24	23 14	13 21	26 24	8 6	4 7	22 12
Jimmy Vasser	9 6	8 5	22 -	11 4	21 5	5 21	5 18	9 16	24 5	16 26	15 23	6 14
Max Wilson (R)	26 28	21 21	25 -	24 17	DNC	24 23	21 23	19 4	3 19	25 25	WD WD	DNC
Alex Zanardi	22 24	20 26	6 -	21 20	8 7	15 11	16 24	26 26	13 13	24 4	14 20	5 9

▼ RACES 13-21 CONTINUED ON NEXT PAGE ▼

(R) – Rookie; DNC – Did not compete; WD – Withdrawn

Note: Kenny Brack won the pole and earned a championship point at Texas although the race was not run due to safety concerns.

See page 84 for Track Key

**2001 CART Driver Index (RACES 13-21 of 21) – Starts/Finishes (continued)**

DRIVER	13	14	15	16	17	18	19	20	21
	M-0 ST/FN	RA ST/FN	VAN ST/FN	GER ST/FN	ENG ST/FN	HOU ST/FN	LAG ST/FN	AUS ST/FN	CAL ST/FN
Michael Andretti	18 26	7 2	11 3	4 4	3 5	12 21	16 14	6 2	13 7
Alex Barron	- -	- -	- -	- -	- -	- -	- -	26 13	19 9
Townsend Bell (R)	- -	- -	- -	27 13	26 12	- -	- -	- -	- -
Kenny Brack	13 20	1 14	4 8	2 1	1 2	3 7	14 25	13 5	3 26
Patrick Carpentier	3 3	12 9	2 16	9 3	7 16	20 10	9 26	9 11	25 10
Helio Castroneves	2 1	6 7	5 18	3 12	4 4	4 5	2 6	11 20	24 22
Cristiano da Matta	11 10	5 6	14 20	7 26	8 3	8 6	7 20	3 1	2 1
Gil de Ferran	1 2	4 5	3 2	1 8	2 1	1 1	1 3	2 4	16 6
Scott Dixon (R)	12 12	3 4	17 13	6 9	5 22	7 18	3 4	8 15	10 17
Adrian Fernandez	16 22	26 3	10 21	17 24	17 23	15 14	17 10	17 19	26 18
Christian Fittipaldi	9 8	9 18	12 11	12 19	13 24	13 8	19 9	15 8	5 13
Dario Franchitti	5 16	25 19	19 9	5 25	6 9	6 2	22 19	5 23	22 23
Luis Garcia Jr.	- -	- -	- -	- -	- -	- -	- -	- -	- -
Memo Gidley	17 11	8 20	20 10	18 14	19 18	23 3	23 2	23 10	11 14
Mauricio Gugelmin	21 14	15 23	16 15	23 16	23 20	9 20	13 16	25 24	15 20
Bryan Herta	14 25	16 24	26 17	19 27	20 15	22 13	26 12	22 18	4 25
Michel Jourdain Jr.	25 17	20 17	21 6	21 17	21 19	18 25	15 23	16 7	7 16
Bruno Junqueira (R)	10 13	10 1	6 12	15 11	15 25	2 23	12 7	21 21	8 4
Tony Kanaan	7 5	17 12	13 4	10 7	10 8	10 12	6 8	19 17	14 5
Michael Krumm (R)	- -	- -	- -	- -	- -	- -	- -	- -	- -
Casey Mears (R)	- -	- -	- -	- -	- -	25 17	18 11	24 26	21 8
Nicolas Minassian (R)	- -	- -	- -	- -	- -	- -	- -	- -	- -
Roberto Moreno	15 6	14 11	7 1	8 23	9 13	11 22	4 22	1 22	23 19
Shinji Nakano	23 18	21 15	24 14	25 22	25 17	16 15	20 21	18 12	12 21
Max Papis	19 24	22 16	9 22	16 2	12 11	19 9	25 1	14 9	6 2
Oriol Servia	26 9	18 10	22 5	20 5	18 10	17 26	21 17	12 25	17 11
Alex Tagliani	6 7	2 8	1 23	13 21	14 14	5 19	8 15	7 3	1 3
Toranosuke Takagi (R)	22 21	13 22	18 7	26 6	22 26	14 4	10 13	20 16	20 15
Paul Tracy	8 4	24 26	8 26	11 10	11 6	21 24	5 18	4 14	18 24
Jimmy Vasser	4 23	11 21	15 19	14 15	16 7	24 11	11 5	10 6	9 12
Max Wilson (R)	24 15	16 24	25 25	24 18	24 21	26 16	24 24	- -	- -
Alex Zanardi	20 19	23 13	23 24	22 20	- -	- -	- -	- -	- -

(R) – Rookie; DNC – Did not compete; WD – Withdrawn

See page 84 for Track Key

## 2000 IRL Driver Performance Chart

Rank	Driver	Points	Starts	Best Start	Best Finish	Laps Completed (1,832)	Running at Finish	Races Led	Laps Led	Earnings
1	Buddy Lazier	290	9	1st	1st	1,489	7	6	242	\$2,176,200
2	Scott Goodyear	272	9	1st	1st	1,806	8	4	130	885,900
3	Eddie Cheever Jr.	257	9	5th	1st	1,711	8	6	93	880,700
4	Eliseo Salazar	210	9	2nd	3rd	1,517	6	3	31	826,000
5	Mark Dismore	202	9	1st	2nd	1,686	7	6	157	713,950
6	Donnie Beechler	202	9	3rd	3rd	1,555	6	3	16	657,950
7	Scott Sharp	196	9	3rd	1st	1,409	6	4	176	768,050
8	Robbie Buhl	190	9	2nd	1st	1,497	6	4	117	685,500
9	Al Unser Jr.	188	9	4th	1st	1,331	4	4	220	780,300
10	Billy Boat	181	9	5th	3rd	1,638	6	2	7	568,950
11	Jeff Ward	176	9	2nd	4th	1,573	6	1	11	666,700
12	Robby McGehee	174	9	4th	2nd	1,492	7	6	30	642,950
13	Greg Ray	172	9	1st	1st	1,277	4	5	299	851,700
14	Stephan Gregoire	171	9	7th	5th	1,501	8	2	44	630,000
15	Buzz Calkins	145	9	9th	4th	1,359	6	0	0	483,500
16	Airton Daré (R)	142	9	10th	2nd	1,328	4	1	13	660,100
17	Jeret Schroeder (R)	136	9	5th	4th	1,290	7	0	0	583,500
18	Sarah Fisher (R)	124	8	4th	3rd	1,186	4	1	9	319,250
19	Tyce Carlson	124	8	6th	8th	1,312	6	1	2	298,100
20	Jaques Lazier	112	7	10th	9th	1,240	5	2	9	466,800
21	Sam Hornish Jr. (R)	110	8	13th	3rd	1,129	3	1	38	521,950
22	Shigeaki Hattori (R)	109	5	15th	7th	993	5	0	0	179,500
23	Davey Hamilton	98	9	7th	14th	1,226	4	0	0	292,750
24	Jimmy Kite	79	8	12th	12th	929	2	1	16	284,550
25	Juan Montoya	54	1	2nd	1st	200	1	1	167	1,235,690
26	Doug Didero (R)	43	5	20th	14th	422	1	0	0	97,900
27	Ronnie Johncox	33	2	18th	13th	369	2	0	0	54,600
28	J.J. Yeley	33	3	23rd	15th	393	2	0	0	46,950
29	Robby Gordon	28	1	4th	6th	200	1	0	0	216,355
30	Jason Leffler (R)	28	2	9th	15th	364	1	0	0	185,205
31	Niclas Jonsson (R)	27	2	21st	12th	282	1	0	0	46,000
32	Jimmy Vasser	26	1	7th	7th	199	1	1	5	207,505
33	Stevie Reeves (R)	25	3	22nd	21st	266	0	0	0	40,450
34	Robby Unser	19	3	18th	21st	200	0	0	0	48,800
35	Scott Harrington	17	2	14th	20th	185	0	0	0	27,300
36	Zak Morioka (R)	15	1	25th	15th	187	0	0	0	14,600
37	Raul Boesel	14	1	24th	16th	197	1	0	0	213,000
38	Steve Knapp	11	1	27th	19th	193	1	0	0	167,000
39	Bobby Regester (R)	10	1	23rd	20th	100	0	0	0	10,800
40	John Hollansworth Jr.	9	1	14th	21st	136	0	0	0	27,800
41	Jon Herb (R)	8	1	26th	22nd	114	0	0	0	27,800
42	Johnny Unser	8	1	30th	22nd	186	1	0	0	161,000
43	Stan Wattles	7	1	8th	23rd	172	0	0	0	159,000
44	Roberto Guerrero	7	1	25th	23rd	48	0	0	0	12,950
45	Dr. Jack Miller	6	1	25th	24th	54	0	0	0	10,000
46	Billy Roe	5	1	27th	25th	60	0	0	0	10,200
47	Richie Hearn	3	1	23rd	27th	97	0	0	0	155,000
48	Andy Hillenburg (R)	2	1	33rd	28th	91	0	0	0	154,250
49	Lyn St. James	1	1	32nd	32nd	69	0	0	0	152,000
<b>Total: \$19,307,005</b>										

(R) – Rookie

Note: Total Season Earnings include season-ending contingency awards

## WINS

1	Buddy Lazier	2
2	Robbie Buhl	1
	Eddie Cheever Jr.	1
	Scott Goodyear	1
	Juan Montoya	1
	Greg Ray	1
	Scott Sharp	1
	Al Unser Jr.	1

## POLES

1	Greg Ray	5
2	Mark Dismore	1
	Scott Goodyear	1

## 2000 IRL Driver Index – Starts/Finishes

DRIVER	1 WDWS ST/FN	2 PHX ST/FN	3 LVMS ST/FN	4 IMS ST/FN	5 TMS 1 ST/FN	6 PPIR ST/FN	7 AMS ST/FN	8 KYS ST/FN	9 TMS 2 ST/FN
Donnie Beechler	15 6	11 3	13 26	15 12	8 22	15 5	3 5	8 10	16 6
Billy Boat	9 9	16 6	5 7	31 15	11 23	21 18	19 8	22 18	22 3
Raul Boesel	- -	- -	- -	24 16	- -	- -	- -	- -	- -
Robbie Buhl	22 1	9 7	23 5	9 26	2 18	2 23	8 6	16 13	5 18
Buzz Calkins	11 8	15 23	19 25	22 18	19 4	14 12	9 23	11 12	17 9
Tyce Carlson	23 13	6 15	27 8	- -	16 13	20 11	15 13	13 22	9 23
Eddie Cheever Jr.	6 3	8 10	7 11	10 5	5 9	10 1	14 21	15 4	10 2
Airton Daré (R)	25 11	24 22	11 14	21 25	20 10	16 2	10 25	23 19	19 12
Doug Didero (R)	20 14	22 25	26 19	- -	24 27	25 22	- -	- -	- -
Mark Dismore	3 16	2 16	1 2	11 11	6 6	3 4	7 18	24 11	11 14
Sarah Fisher (R)	- -	21 13	12 17	19 31	25 12	22 25	5 14	4 3	13 11
Scott Goodyear	8 4	7 2	10 12	13 9	3 5	11 16	16 11	1 2	2 1
Robby Gordon	- -	- -	- -	4 6	- -	- -	- -	- -	- -
Stephan Gregoire	13 18	12 8	15 28	20 8	15 11	7 8	20 7	21 5	23 20
Roberto Guerrero	- -	- -	- -	- -	- -	- -	- -	25 23	- -
Davey Hamilton	17 26	10 18	28 20	28 20	22 24	8 14	17 15	9 16	7 19
Scott Harrington	- -	- -	14 23	- -	- -	- -	21 20	- -	- -
Shigeaki Hattori (R)	- -	- -	- -	- -	26 8	17 17	18 9	17 8	15 7
Richie Hearn	- -	- -	- -	23 27	- -	- -	- -	- -	- -
Jon Herb (R)	26 22	- -	- -	- -	- -	- -	- -	- -	- -
Andy Hillenborg (R)	- -	- -	- -	33 28	- -	- -	- -	- -	- -
John Hollansworth Jr.	14 21	- -	- -	- -	- -	- -	- -	- -	- -
Sam Hornish Jr. (R)	19 20	19 17	18 3	14 24	13 20	19 19	- -	20 9	18 27
Ronnie Johncox	- -	18 14	24 13	- -	- -	- -	- -	- -	- -
Niclas Jonsson	21 12	25 21	- -	- -	- -	- -	- -	- -	- -
Jimmy Kite	- -	14 26	17 16	25 30	23 16	23 24	25 12	12 17	20 21
Steve Knapp	- -	- -	- -	27 19	- -	- -	- -	- -	- -
Buddy Lazier	5 2	26 1	20 22	16 2	1 7	13 26	11 2	7 1	6 4
Jaques Lazier	12 23	- -	22 10	26 13	18 14	24 9	- -	10 20	12 10
Jason Leffler (R)	- -	- -	9 15	17 17	- -	- -	- -	- -	- -
Robby McGehee	4 10	4 24	16 6	12 21	14 2	12 13	12 4	19 14	8 24
Dr. Jack Miller	- -	- -	25 24	- -	- -	- -	- -	- -	- -
Juan Montoya	- -	- -	- -	2 1	- -	- -	- -	- -	- -
Zak Morioka (R)	- -	- -	- -	- -	- -	- -	- -	- -	25 15
Greg Ray	1 17	1 19	2 9	1 33	17 15	1 20	1 1	3 7	1 26
Stevie Reeves	- -	- -	- -	- -	- -	- -	22 22	27 21	26 22
Bobby Regester	- -	23 20	- -	- -	- -	- -	- -	- -	- -
Billy Roe	- -	- -	- -	- -	27 25	- -	- -	- -	- -
Eliseo Salazar	10 5	17 4	4 18	3 3	4 17	6 6	2 10	2 25	21 5
Jeret Schroeder	16 19	5 12	8 4	29 14	10 21	5 7	6 24	6 26	14 16
Scott Sharp	7 15	3 5	3 27	5 10	12 1	4 3	13 16	18 24	24 13
Lyn St. James	- -	- -	- -	32 32	- -	- -	- -	- -	- -
Al Unser Jr.	24 25	20 9	21 1	18 29	9 3	18 10	24 3	14 27	4 17
Johnny Unser	- -	- -	- -	30 22	- -	- -	- -	- -	- -
Robby Unser	18 24	- -	- -	- -	21 26	26 21	- -	- -	- -
Jimmy Vasser	- -	- -	- -	7 7	- -	- -	- -	- -	- -
Jeff Ward	2 7	13 11	6 21	6 4	7 19	9 15	4 19	5 6	3 8
Stan Wattle	- -	- -	- -	8 23	- -	- -	- -	- -	- -
J.J. Yeley	- -	- -	- -	- -	- -	- -	23 17	26 15	27 25

(R) – Rookie

See page 84 for Track Key

## 2000 CART Driver Performance Chart

Rank	Driver	Points	Starts	Running at Finish	Top Finish	Laps Led	Times Led	Laps Completed (2,830)	Miles Completed (4,779.696)	Earnings
1	Gil de Ferran	168	20	15	1	286	13	2,562	4,091.363	\$1,677,000
2	Adrian Fernandez	158	20	17	1	90	12	2,601	4,357.172	1,136,500
3	Roberto Moreno	147	20	14	1	146	14	2,576	4,259.301	907,750
4	Kenny Brack (R)	135	20	14	2	151	21	2,396	3,931.268	718,750
5	Paul Tracy	134	20	12	1	132	10	2,274	3,798.828	804,750
6	Jimmy Vasser	131	20	15	1	77	9	2,286	3,718.507	648,250
7	Helio Castroneves	129	20	12	1	372	33	2,114	3,691.965	709,250
8	Michael Andretti (a)	127	20	12	1	290	25	2,438	3,982.377	724,500
9	Juan Pablo Montoya	126	20	8	1	820	36	2,206	3,568.971	665,500
10	Cristiano da Matta	112	20	14	1	124	2	2,287	3,585.419	565,000
11	Patrick Carpentier	101	17	11	2	5	2	1,995	3,352.628	390,750
12	Christian Fittipaldi	96	19	12	1	48	7	2,364	4,020.052	1,373,500
13	Dario Franchitti	92	20	9	2	50	2	1,696	3,012.971	366,250
14	Max Papis	88	20	10	1	45	12	2,049	3,635.303	414,000
15	Oriol Servia (R) (b)	60	20	13	6	2	1	2,095	3,508.525	317,250
16	Alex Tagliani (R)	53	20	8	4	113	11	2,366	4,026.954	289,250
17	Mauricio Gugelmin	39	20	9	2	8	1	2,099	3,404.958	274,500
18	Bryan Herta	26	6	4	4	1	1	464	936.187	116,250
19	Tony Kanaan	24	16	9	8	43	2	1,888	2,968.014	206,250
20	Memo Gidley	20	12	6	6	1	1	1,294	2,332.872	126,250
21	Mark Blundell	18	20	9	7	2	1	1,785	3,147.089	220,000
22	Michel Jourdain Jr.	18	20	7	7	0	0	2,094	3,375.564	219,000
23	Casey Mears (R)	12	1	1	4	10	1	250	507.250	35,000
24	Shinji Nakano (R)	12	17	5	8	0	0	1,519	2,630.308	162,000
25	Tarso Marques	11	17	9	7	0	0	1,911	3,151.940	172,250
26	Alex Barron	6	6	4	8	7	3	782	1,404.525	71,500
27	Luiz Garcia Jr.	6	19	8	11	0	0	1,543	2,567.783	153,250
28	Norberto Fontana (R)	2	8	2	11	0	0	587	1,005.375	73,250
29	Takuya Kurosawa (R)	1	8	1	12	7	1	379	708.125	49,250
30	Gualter Salles	0	6	0	14	0	0	271	521.838	34,250
31	Jason Bright (R)	0	1	0	18	0	0	44	122.980	11,250

(R) – Rookie

(a) – Andretti was penalized four points for pit infraction at Rio de Janeiro.

(b) – Servia was penalized four points for on-track infraction at Australia.

\*Eleven different winners established a CART single-season record.

## WINS

1	Paul Tracy	3
	Helio Castroneves	3
	Juan Pablo Montoya	3
4	Gil de Ferran	2
	Michael Andretti	2
	Adrian Fernandez	2
7	Roberto Moreno	1
	Max Papis	1
	Cristiano da Matta	1
	Jimmy Vasser	1
	Christian Fittipaldi	1

## POLES

1	Juan Pablo Montoya	7
2	Gil de Ferran	5
3	Helio Castroneves	3
4	Dario Franchitti	2
5	Roberto Moreno	1
	Alex Tagliani (R)	1
	Paul Tracy	1

## 2000 CART Driver Index (RACES 1-12 of 20) – Starts/Finishes

DRIVER	1 HMS ST/FN	2 LB ST/FN	3 RIO ST/FN	4 JAPAN ST/FN	5 NAZ* ST/FN	6 MIL ST/FN	7 DET ST/FN	8 PORT ST/FN	9 CLV ST/FN	10 TOR ST/FN	11 MICH ST/FN	12 CHI ST/FN
Michael Andretti (a)	6 22	14 14	15 9	8 1	15 6	10 2	11 13	11 4	4 4	3 1	2 2	15 2
Alex Barron	- -	- -	- -	- -	- -	- -	- -	- -	- -	- -	- -	- -
Mark Blundell	16 13	20 8	23 7	22 19	18 17	17 17	15 11	16 20	16 12	15 22	17 19	17 23
Kenny Brack (R)	5 18	7 17	4 10	2 5	6 3	16 14	7 24	5 6	15 2	7 10	10 22	4 4
Jason Bright (R)	- -	- -	- -	- -	- -	- -	- -	- -	- -	- -	- -	- -
Patrick Carpentier	12 5	- -	- -	- -	10 21	3 3	9 5	12 10	19 5	17 7	9 4	12 14
Helio Castroneves	8 25	9 2	7 24	14 13	3 16	12 16	3 1	1 7	10 21	1 16	13 5	2 21
Cristiano da Matta	23 12	12 25	17 4	19 4	19 13	21 14	6 23	9 5	5 3	2 4	14 17	5 1
Gil de Ferran	1 6	1 7	13 17	5 9	5 1	4 12	4 9	2 1	2 14	8 6	5 18	10 3
Adrian Fernandez	3 21	4 24	16 1	15 10	9 5	19 8	13 21	10 22	9 7	9 2	12 6	19 5
Christian Fittipaldi	9 7	13 18	5 5	6 11	2 11	5 9	8 19	6 3	13 17	6 17	3 14	WD
Norberto Fontana (R)	19 15	18 15	18 23	WD	21 20	WD	20 14	23 21	22 11	22 20	- -	- -
Dario Franchitti	22 11	19 23	8 11	17 2	14 23	2 6	2 4	4 9	8 13	5 25	4 3	11 20
Luiz Garcia Jr.	25 17	25 12	25 12	24 23	22 15	23 21	24 22	22 14	24 20	25 12	23 11	23 17
Memo Gidley	- -	10 21	11 8	16 18	- -	- -	- -	- -	- -	- -	21 10	20 10
Mauricio Gugelmin	18 16	16 10	21 21	7 22	12 2	8 11	18 16	25 19	3 10	10 15	20 13	16 7
Bryan Herta	- -	5 5	20 20	- -	- -	- -	- -	20 16	7 9	18 18	- -	- -
Michel Jourdain Jr.	21 14	22 11	22 15	18 12	20 18	22 18	16 8	19 23	20 22	20 19	22 15	18 11
Tony Kanaan	14 10	15 16	9 18	9 16	8 8	11 10	13 WD	- -	- -	- -	18 24	3 16
Takuya Kurosawa (R)	24 24	23 13	19 19	23 20	WD	WD	23 12	24 22	25 25	24 23	WD	- -
Tarso Marques	- -	WD	- -	21 17	23 12	18 20	21 10	18 15	23 24	23 21	24 12	24 18
Casey Mears (R)	- -	- -	- -	- -	- -	- -	- -	- -	- -	- -	- -	- -
Juan Pablo Montoya	2 23	3 19	2 22	1 7	1 4	1 1	1 18	8 17	6 6	4 24	7 1	1 12
Roberto Moreno	7 2	8 9	12 6	4 3	7 14	7 5	10 17	3 2	1 1	16 13	16 23	13 6
Shinji Nakano (R)	15 8	- -	- -	11 14	- -	20 23	22 15	21 11	21 15	21 14	19 20	22 13
Max Papis	13 1	6 20	10 16	12 8	16 22	9 7	5 2	13 25	14 18	14 8	11 9	6 24
Gualter Salles	11 20	24 22	24 14	- -	DNQ	- -	- -	- -	- -	- -	- -	21 22
Oriol Servia (R)	20 19	21 6	14 25	13 24	17 9	15 19	12 3	7 8	11 23	11 11	15 8	14 15
Alexandre Tagliani (R)	4 9	11 4	1 13	10 15	13 19	13 22	14 6	15 13	18 16	19 5	8 16	8 9
Paul Tracy	17 3	17 1	3 3	20 6	4 10	6 15	19 20	17 18	17 19	12 3	1 7	7 19
Jimmy Vasser	10 4	2 3	6 2	3 21	11 7	14 13	17 7	14 24	12 8	13 9	6 21	9 8

▼ RACES 13-20 CONTINUED ON NEXT PAGE ▼

(R) – Rookie; DNS – Did not start; DNQ – Did not qualify; WD – Withdrawn due to injury

(a) – Andretti was penalized four points for pit infraction at Rio de Janeiro.

\*Note: Nazareth event moved from second to fifth on the schedule due to snow. Qualifying was held on 4/8/00 and the race was run on 5/27/00.

See page 84 for Track Key

## 2000 CART Driver Index (RACES 13-20 of 20) – Starts/Finishes (continued)

DRIVER	13 M-O ST/FN	14 RA ST/FN	15 VAN ST/FN	16 LAG ST/FN	17 GAT ST/FN	18 HOU ST/FN	19 AUS ST/FN	20 CAL ST/FN
Michael Andretti	8 8	4 18	8 12	11 14	15 20	5 13	6 20	2 19
Alex Barron	- -	- -	24 13	24 21	16 17	23 12	19 14	20 8
Mark Blundell	18 14	20 11	20 25	21 13	20 23	20 20	22 11	21 15
Kenny Brack (R)	4 5	9 3	16 9	6 5	12 11	13 15	12 2	8 13
Jason Bright (R)	- -	- -	- -	- -	- -	- -	24 18	- -
Patrick Carpentier	9 7	19 20	18 24	18 9	5 2	19 19	11 5	11 14
Helio Castroneves	2 1	6 9	4 20	1 1	9 9	4 5	8 6	4 9
Cristiano da Matta (b)	7 17	13 22	7 7	15 15	10 4	12 14	10 4	18 25
Gil de Ferran	1 2	2 25	3 5	2 2	13 8	1 3	2 23	1 3
Adrian Fernandez	12 6	5 2	15 3	17 12	7 10	16 7	17 1	14 5
Christian Fittipaldi	5 3	8 14	6 4	8 10	17 12	7 6	9 15	3 1
Norberto Fontana (R)	- -	- -	- -	- -	- -	- -	- -	- -
Dario Franchitti	3 22	1 12	1 2	3 3	4 24	2 25	3 25	7 23
Luiz Garcia Jr.	25 25	24 24	25 15	25 20	25 25	25 22	25 12	26 DNS
Memo Gidley	23 12	18 6	21 16	26 19	19 22	22 21	- -	17 21
Mauricio Gugelmin	13 20	10 16	13 21	7 7	24 19	21 23	18 10	22 17
Bryan Herta	- -	- -	- -	4 4	- -	- -	- -	- -
Michel Jourdain Jr.	24 15	21 17	17 23	20 24	21 16	24 18	16 7	23 11
Tony Kanaan	19 13	17 8	14 14	12 22	6 13	10 10	7 8	12 18
Takuya Kurosawa (R)	- -	- -	- -	- -	- -	- -	- -	- -
Tarso Marques	22 18	22 23	23 22	23 18	23 15	11 17	23 13	25 7
Casey Mears (R)	- -	- -	- -	- -	- -	- -	- -	15 4
Juan Pablo Montoya	10 24	12 15	5 17	5 6	1 1	6 2	1 24	5 10
Roberto Moreno	15 11	11 4	10 10	19 25	11 3	14 11	20 19	19 2
Shinji Nakano (R)	20 19	23 21	22 19	22 26	22 21	18 8	21 21	24 16
Max Papis	6 4	15 7	9 8	14 16	14 6	17 24	15 16	13 12
Gualter Salles	21 23	25 19	- -	- -	- -	- -	- -	- -
Oriol Servia (R) (c)	17 10	14 10	12 11	10 17	18 5	15 9	14 9	16 20
Alexandre Tagliani (R)	16 9	3 13	19 18	16 23	8 14	8 16	13 22	10 6
Paul Tracy	14 16	7 1	2 1	13 11	3 18	9 4	4 17	9 24
Jimmy Vasser	11 21	16 5	11 6	9 8	2 7	3 1	5 3	6 22

▲ RACES 1-12 SHOWN ON PREVIOUS PAGE ▲

(R) – Rookie; DNS – Did not start; DNQ – Did not qualify; WD – Withdrawn due to injury

(b) – da Matta crossed the finish line in 13th place but was dropped to 22nd for an on-track infraction at Road America.

(c) – Servia was penalized four points for on-track infraction at Australia.

See page 84 for Track Key



## 1999 IRL Driver Performance Chart

Rank	Driver	Points	Starts	Best Start	Best Finish	Laps Completed (2,032)	Running at Finish	Races Led	Laps Led	Earnings
1	Greg Ray	293	10	1st	1st	1,609	5	7	464	\$2,061,800
2	Kenny Brack	256	10	3rd	1st	1,752	8	4	252	1,943,540
3	Mark Dismore	240	10	1st	1st	1,816	7	5	165	765,850
4	Davey Hamilton	237	10	5th	2nd	1,647	7	2	2	678,450
5	Sam Schmidt	233	10	1st	1st	1,526	6	7	208	760,900
6	Buddy Lazier	224	10	8th	2nd	1,860	8	1	5	745,540
7	Eddie Cheever Jr.	222	10	5th	1st	1,680	5	5	111	829,500
8	Scott Sharp	220	10	1st	1st	1,662	6	5	210	730,000
9	Scott Goodyear	217	10	3rd	1st	1,593	6	5	330	800,450
10	Robby Unser	209	10	6	2nd	1,769	7	2	23	594,350
11	Jeff Ward	206	10	5th	2nd	1,597	7	2	10	981,850
12	Billy Boat	204	10	1st	3rd	1,562	7	2	31	846,000
13	Buzz Calkins	201	10	11th	5th	1,927	10	0	0	614,100
14	Scott Harrington (R)	165	8	4th	5th	1,396	6	1	1	309,400
15	Stephan Gregoire	162	9	9th	4th	1,663	7	2	31	328,400
16	Robby McGehee (R)	156	7	8th	5th	1,378	6	1	17	420,650
17	John Hollansworth Jr. (R)	146	10	2nd	5th	1,622	5	0	0	587,700
18	Jaques Lazier (R)	144	7	16th	7th	1,302	5	2	33	310,500
19	Tyce Carlson	139	10	3rd	9th	1,526	6	1	2	514,100
20	Eliseo Salazar	137	9	10th	4th	1,321	6	0	0	403,800
21	Donnie Beechler	130	10	7th	8th	1,494	5	2	27	312,300
22	Robbie Buhl	114	5	15th	3rd	881	4	0	0	412,300
23	Raul Boesel	98	6	3rd	5th	1,008	4	1	19	462,000
24	Jimmy Kite	86	6	10th	8th	874	3	0	0	424,300
25	Steve Knapp	69	6	13th	7th	796	3	0	0	402,500
26	Ronnie Johncox (R)	59	6	10th	11th	551	1	0	0	79,500
27	Johnny Unser	57	5	14th	13th	700	3	0	0	221,800
28	John Paul Jr.	39	3	19th	11th	454	2	0	0	108,100
29	Roberto Moreno	38	2	4th	6th	321	1	0	0	272,370
30	Roberto Guerrero	36	3	11th	13th	462	1	0	0	297,200
31	Robby Gordon	32	1	4th	4th	200	1	1	28	253,270
32	Andy Michner	29	2	26th	13th	378	2	0	0	52,300
33	Tony Stewart	22	1	24th	9th	196	1	0	0	186,670
34	Hideshi Matsuda	20	1	10th	10th	196	1	0	0	186,000
35	Stan Wattles	19	2	16th	17th	201	2	0	0	190,400
36	Marco Greco	18	1	22nd	12th	195	1	0	0	19,000
37	Brian Tyler	16	1	24th	14th	195	1	0	0	15,500
38	Jeret Schroeder (R)	15	1	21st	15th	175	0	0	0	176,250
39	Dr. Jack Miller	13	2	19th	18th	213	0	0	0	158,300
40	Bobby Regester (R)	12	1	23rd	18th	189	1	0	0	13,400
41	Arie Luyendyk	11	1	1st	22nd	117	0	1	63	382,350
42	Doug Didero (R)	10	1	21st	20th	149	0	0	0	10,200
43	Niclas Jonsson (R)	9	1	25th	24th	85	0	0	0	20,600
44	Gualter Salles	7	1	23rd	23rd	91	0	0	0	10,400
45	Wim Eyckmans (R)	7	1	29th	23rd	113	0	0	0	145,250
46	Sarah Fisher (R)	5	1	17th	25th	66	0	0	0	10,200
47	Willy T. Ribbs	4	1	24th	26th	16	0	0	0	32,400
48	Jason Leffler (R)	2	1	15th	28th	2	0	0	0	32,400
<b>Total: \$20,114,050</b>										

(R) – Series

Note: Total Season Earnings include season-ending contingency awards

## WINS

1	Greg Ray.....	3
2	Scott Goodyear.....	2
3	Kenny Brack.....	1
	Eddie Cheever Jr.....	1
	Mark Dismore.....	1
	Sam Schmidt.....	1
	Scott Sharp.....	1

## POLES

1	Greg Ray.....	4
2	Mark Dismore.....	2
3	Billy Boat.....	1
	Arie Luyendyk.....	1
	Sam Schmidt.....	1
	Scott Sharp.....	1

## 1999 IRL Driver Index – Starts/Finishes

DRIVER	1 WDWS ST/FN	2 PHX ST/FN	3 IMS ST/FN	4 TMS 1 ST/FN	5 PPR 1 ST/FN	6 AMS ST/FN	7 DDIS ST/FN	8 PPR 2 ST/FN	9 LVMS ST/FN	10 TMS 2 ST/FN
Donnie Beechler	22 26	7 11	19 29	25 17	22 22	27 8	20 10	24 20	15 18	22 11
Billy Boat	14 9	23 4	3 3	11 24	7 24	1 10	16 4	14 13	9 22	25 9
Raul Boesel	3 5	10 19	33 12	23 23	20 18	25 11	- -	- -	- -	- -
Kenny Brack	5 22	21 24	8 1	9 13	13 7	14 3	14 3	13 10	3 2	5 16
Robbie Buhl	26 20	17 3	32 6	- -	- -	- -	- -	- -	21 3	15 24
Buzz Calkins	11 17	12 14	26 19	14 9	24 14	20 5	12 8	15 15	16 5	19 8
Tyce Carlson	9 12	9 23	15 14	3 21	5 23	26 20	11 11	19 17	7 9	9 13
Eddie Cheever Jr.	13 1	18 17	16 18	5 16	11 4	21 6	19 21	20 11	18 17	20 4
Doug Didero (R)	- -	- -	- -	- -	- -	- -	- -	- -	- -	21 20
Mark Dismore	10 6	2 7	5 16	1 8	3 21	4 17	1 15	3 3	2 20	2 1
Wim Eyckmans (R)	- -	- -	29 23	- -	- -	- -	- -	- -	- -	- -
Sarah Fisher (R)	- -	- -	- -	- -	- -	- -	- -	- -	- -	17 25
Scott Goodyear	4 2	3 1	9 27	8 1	14 12	5 16	18 17	11 21	5 25	3 23
Robby Gordon	- -	- -	4 4	- -	- -	- -	- -	- -	- -	- -
Marco Greco	- -	22 12	- -	- -	- -	- -	- -	- -	- -	- -
Stephan Gregoire	25 16	19 10	- -	16 4	15 11	13 24	9 14	21 14	11 8	13 15
Roberto Guerrero	12 13	11 16	25 25	- -	- -	- -	- -	- -	- -	- -
Davey Hamilton	20 8	27 27	11 11	15 7	9 3	7 7	8 23	5 2	26 13	6 2
Scott Harrington (R)	28 25	8 5	- -	DNS 26	8 19	12 15	5 6	4 6	12 14	8 6
John Hollansworth Jr. (R)	18 19	16 15	12 13	13 20	2 16	9 19	6 19	7 16	8 19	18 5
Ronnie Johncox (R)	- -	- -	- -	10 11	- -	17 25	23 20	18 24	23 15	24 26
Niclas Jonsson (R)	- -	- -	- -	- -	- -	- -	- -	- -	25 24	DNS 27
Jimmy Kite	- -	- -	28 24	22 25	10 15	11 9	15 16	16 8	- -	- -
Steve Knapp	17 7	24 25	13 26	17 12	21 17	24 27	- -	- -	- -	- -
Buddy Lazier	8 10	15 18	22 7	24 14	12 5	15 21	17 2	9 4	10 11	16 10
Jaques Lazier (R)	- -	DNS 28	- -	19 22	23 10	16 12	22 7	17 12	20 7	23 7
Jason Leffler (R)	15 28	- -	- -	- -	- -	- -	- -	- -	- -	- -
Arie Luyendyk	- -	- -	1 22	- -	- -	- -	- -	- -	- -	- -
Hideshi Matsuda	- -	- -	10 10	- -	- -	- -	- -	- -	- -	- -
Robby McGehee (R)	- -	- -	27 5	21 19	DNS 25	23 14	10 9	8 7	19 6	14 12
Andy Michner	27 18	26 13	- -	- -	- -	- -	- -	- -	- -	- -
Dr. Jack Miller	- -	- -	31 31	- -	- -	19 18	- -	- -	- -	- -
Roberto Moreno	- -	4 6	23 20	- -	- -	- -	- -	- -	- -	- -
John Paul Jr.	19 11	25 22	- -	- -	- -	- -	- -	- -	- -	26 18
Greg Ray	2 21	1 21	2 21	4 2	1 1	2 23	3 1	1 1	4 21	1 3
Bobby Regester (R)	- -	- -	- -	- -	- -	- -	- -	23 18	- -	- -
Willy T. Ribbs	- -	- -	- -	- -	- -	- -	- -	- -	24 26	- -
Eliseo Salazar	- -	14 20	18 33	20 5	19 20	18 4	21 18	22 19	22 12	10 17
Gaulter Salles	23 23	- -	- -	- -	- -	- -	- -	- -	- -	- -
Sam Schmidt	7 27	20 9	7 30	6 3	4 2	3 22	4 5	2 5	1 1	4 22
Jeret Schroeder (R)	- -	- -	21 15	- -	- -	- -	- -	- -	- -	- -
Scott Sharp	1 4	6 8	6 28	2 10	17 8	6 1	2 22	6 22	6 4	7 19
Tony Stewart	- -	- -	24 9	- -	- -	- -	- -	- -	- -	- -
Brian Tyler	24 14	- -	- -	- -	- -	- -	- -	- -	- -	- -
Johnny Unser	- -	- -	30 32	18 15	16 13	22 13	- -	- -	14 23	- -
Robby Unser	21 15	13 26	17 8	12 6	6 6	10 2	13 12	12 9	13 16	11 14
Jeff Ward	6 3	5 2	14 2	7 18	18 9	8 26	7 13	10 23	17 10	12 21
Stan Wattles	16 24	- -	20 17	- -	- -	- -	- -	- -	- -	- -

(R) – Rookie; DNS – Did not start

See page 84 for Track Key

## 1999 CART Driver Performance Chart

Rank	Driver	Points	Starts	Running at Finish	Top Finish	Laps Led	Times Led	Laps Completed (2,769)	Miles Completed (4,652.675)	Earnings
1	Juan Pablo Montoya (R)	212	20	15	1	954	32	2,613	4,367.548	\$1,973,000
2	Dario Franchitti	212	20	16	1	272	17	2,513	4,127.317	1,356,750
3	Paul Tracy	161	19	14	1	165	11	2,238	3,859.603	978,500
4	Michael Andretti	151	20	16	1	237	17	2,294	3,855.835	775,000
5	Max Papis	150	20	18	2	329	14	2,650	4,403.563	685,000
6	Adrian Fernandez	140	16	12	1	167	5	2,119	3,639.194	1,596,750
7	Christian Fittipaldi	121	15	14	1	46	7	2,169	3,573.087	611,750
8	Gil de Ferran	108	20	13	1	79	6	2,166	3,524.147	584,250
9	Jimmy Vasser	104	20	14	3	56	4	2,516	4,062.339	522,500
10	Greg Moore	97	20	12	1	102	4	2,028	3,305.883	543,750
11	Tony Kanaan	85	20	13	1	51	3	2,369	4,055.648	357,500
12	Bryan Herta	84	20	12	1	84	2	1,996	3,523.171	377,250
13	Patrick Carpentier	61	19	12	2	2	2	1,990	3,126.569	274,250
14	Roberto Moreno	58	13	11	2	45	4	1,524	2,524.222	277,750
15	Helio Castroneves	48	20	7	2	126	6	1,672	2,695.013	217,500
16	Mauricio Gugelmin	44	20	11	4	23	3	2,189	3,520.844	241,500
17	P.J. Jones	38	16	13	2	0	0	2,264	3,569.507	253,250
18	Cristiano da Matta (R)	32	20	8	4	0	0	1,962	3,078.293	222,000
19	Scott Pruett	28	20	11	7	2	1	2,095	3,335.723	211,000
20	Robby Gordon	27	20	12	8	0	0	1,997	3,432.597	207,750
21	Al Unser Jr.	26	17	10	5	21	2	1,720	3,037.373	176,000
22	Richie Hearn	26	20	13	6	0	0	2,276	3,707.519	221,750
23	Mark Blundell	9	12	6	8	0	0	1,245	2,053.660	122,500
24	Jan Magnussen	8	7	5	7	3	1	543	1,051.830	86,250
25	Michel Jourdain Jr.	7	20	9	7	5	1	2,199	3,601.904	185,250
26	Gualter Salles	5	10	5	10	0	0	642	1,429.267	90,500
27	Alex Barron	4	9	4	9	0	0	1,240	1,699.510	76,500
28	Tarso Marques (R)	4	6	3	9	0	0	489	847.996	41,250
29	Memo Gidley (R)	4	10	6	11	0	0	710	1,444.304	103,750
30	Dennis Vitolo	2	7	5	11	0	0	1,185	1,821.913	62,250
31	Andrea Montermini	2	4	1	11	0	0	211	433.368	27,250
32	Raul Boesel	1	3	1	12	0	0	386	561.194	25,750
33	Gonzalo Rodriguez (R)	1	1	1	12	0	0	71	166.566	14,250
34	Luiz Garcia Jr. (R)	0	10	5	14	0	0	719	1,386.067	58,500
35	Naoki Hattori (R)	0	8	3	14	0	0	453	971.483	57,000
36	Shigeaki Hattori (R)	0	7	2	15	0	0	789	1,005.095	34,250

(R) – Rookie

## WINS

1	Juan Pablo Montoya (R)	7
2	Dario Franchitti	3
3	Paul Tracy	2
	Adrian Fernandez	2
5	Gil de Ferran	1
	Michael Andretti	1
	Bryan Herta	1
	Christian Fittipaldi	1
	Tony Kanaan	1
	Greg Moore	1

## POLES

1	Juan Pablo Montoya (R)	7
2	Gil de Ferran	2
	Dario Franchitti	2
4	Michael Andretti	1
	Max Papis	1
	Bryan Herta	1
	Helio Castroneves	1
	Christian Fittipaldi	1
	Jimmy Vasser	1
	Scott Pruett	1
	Tony Kanaan	1
	Greg Moore	1

## 1999 CART Driver Index (RACES 1-12 of 20) – Starts/Finishes

DRIVER	1 HOME ST/FN	2 TRM ST/FN	3 LB ST/FN	4 NAZ ST/FN	5 RIO ST/FN	6 GAT ST/FN	7 MIL ST/FN	8 PORT ST/FN	9 CLV ST/FN	10 RA ST/FN	11 TOR ST/FN	12 MICH ST/FN
Michael Andretti	5 2	5 5	13 7	14 6	15 26	11 1	11 15	14 10	3 3	1 2	3 26	4 4
Alex Barron	23 15	19 17	22 23	18 9	22 23	23 16	10 14	- -	- -	- -	- -	18 18
Mark Blundell	13 8	16 24	12 13	5 17	- -	- -	- -	- -	- -	- -	- -	- -
Raul Boesel	20 26	- -	- -	- -	- -	- -	- -	- -	- -	- -	- -	- -
Patrick Carpentier	3 7	13 26	17 17	6 14	9 6	4 22	8 9	8 9	6 7	17 22	12 11	12 10
Helio Castroneves	4 17	18 9	18 19	2 21	11 25	3 2	1 26	2 26	17 26	20 16	14 27	19 25
Cristiano da Matta (R)	6 14	23 25	16 20	17 4	14 21	12 17	7 11	15 11	13 20	11 21	13 24	10 17
Gil de Ferran	25 6	1 2	7 6	13 15	4 10	15 25	16 3	3 1	2 2	3 14	1 19	15 24
Adrian Fernandez	2 20	4 1	6 4	9 5	17 20	7 21	18 5	5 4	12 19	5 3	23 6	2 6
Christian Fittipaldi	16 9	7 3	11 5	12 7	1 3	8 9	13 6	9 14	11 12	4 1	5 3	16 8
Dario Franchitti	7 3	11 22	2 2	3 8	2 2	5 3	4 7	12 3	10 25	7 18	2 1	9 5
Luiz Garcia Jr. (R)	24 24	25 19	27 24	- -	27 18	- -	- -	27 23	27 14	26 24	- -	- -
Memo Gidley (R)	- -	- -	- -	- -	- -	- -	- -	25 19	21 11	15 26	15 12	- -
Robby Gordon	18 19	14 8	21 16	24 19	26 14	9 27	23 24	20 17	24 9	23 8	22 13	25 26
Mauricio Gugelmin	10 11	2 7	14 14	15 18	25 22	21 18	12 8	16 25	9 21	13 12	16 14	14 22
Naoki Hattori (R)	12 25	- -	- -	- -	- -	- -	- -	- -	- -	- -	- -	- -
Shigeaki Hattori (R)	DNS	24 20	26 26	- -	- -	26 15	24 23	28 28	- -	- -	26 23	- -
Richie Hearn	19 23	21 10	24 11	19 20	18 19	25 13	19 21	21 22	25 10	24 10	21 16	20 12
Bryan Herta	11 12	8 23	3 3	16 22	5 13	17 23	25 25	4 6	4 6	12 15	9 15	7 20
P.J. Jones	21 13	9 15	15 12	8 2	16 7	16 8	14 20	23 21	16 15	21 17	20 10	22 16
Michel Jourdain Jr.	27 18	26 18	23 18	22 16	24 16	22 20	21 16	24 20	20 27	18 7	19 21	26 21
Tony Kanaan	17 21	17 6	1 22	20 23	7 5	14 7	20 18	17 15	19 22	10 6	7 17	11 1
Jan Magnussen	- -	- -	- -	- -	- -	- -	- -	- -	- -	- -	- -	- -
Tarso Marques (R)	- -	22 14	19 25	- -	8 9	18 26	- -	18 18	23 24	- -	- -	- -
Andrea Montermini	- -	- -	- -	- -	- -	- -	- -	- -	- -	- -	- -	- -
Juan Pablo Montoya (R)	8 10	15 13	5 1	1 1	3 1	1 11	5 10	1 2	1 1	2 13	8 22	3 2
Greg Moore	1 1	6 4	8 8	10 12	10 8	6 6	3 2	13 13	7 18	8 4	10 20	21 23
Roberto Moreno	- -	- -	- -	- -	23 11	19 4	9 12	11 7	5 8	16 19	17 4	13 19
Max Papis	15 5	3 16	4 9	7 13	13 4	13 5	17 13	10 8	22 16	14 5	18 5	6 7
Scott Pruett	22 22	20 21	20 15	21 10	20 24	20 14	15 17	19 24	18 17	22 25	11 7	5 14
Gonzalo Rodriguez (R)	- -	- -	- -	- -	- -	- -	- -	- -	- -	- -	- -	- -
Gualter Salles	- -	- -	25 27	- -	21 17	- -	- -	22 27	26 13	25 20	24 25	24 15
Paul Tracy	- -	10 11	10 21	4 3	12 15	2 19	6 1	6 5	8 4	9 11	6 2	8 3
Al Unser Jr.	14 27	- -	- -	23 24	19 12	24 12	22 19	26 16	14 5	19 9	25 9	17 13
Jimmy Vasser	9 4	12 12	9 10	11 11	6 27	10 10	2 4	7 12	15 23	6 23	4 8	1 9
Dennis Vitolo	26 16	- -	- -	- -	- -	27 24	26 22	- -	- -	- -	27 18	23 11

(R) – Rookie; DNS – Did not start; DNQ – Did not qualify; WD – Withdrawn due to injury

See page 84 for Track Key

▶ RACES 13-20 CONTINUED ON NEXT PAGE ▶

## 1999 CART Driver Index (RACES 13-20 of 20) – Starts/Finishes (continued)

DRIVER	13 BI ST/FN	14 M-O ST/FN	15 CHI ST/FN	16 VAN ST/FN	17 LAG ST/FN	18 HOU ST/FN	19 AUS ST/FN	20 CAL ST/FN
Michael Andretti	8 4	11 8	18 22	8 14	5 10	11 3	5 5	6 21
Alex Barron	- -	- -	- -	- -	- -	- -	- -	14 24
Mark Blundell	15 10	26 13	2 21	5 19	20 12	18 24	23 19	18 16
Raul Boesel	- -	- -	22 12	- -	- -	- -	- -	25 17
Patrick Carpentier	9 23	- -	6 6	11 2	15 9	14 19	15 24	7 25
Helio Castroneves	18 7	7 7	5 5	26 8	10 26	19 26	16 21	20 20
Cristiano da Matta (R)	14 19	14 9	9 14	17 5	17 22	17 11	10 13	16 23
Gil de Ferran	3 22	6 6	19 13	7 26	9 6	6 17	14 27	12 9
Adrian Fernandez	DNS	- -	- -	- -	7 5	10 12	7 3	13 1
Christian Fittipaldi	- -	- -	- -	- -	- -	12 7	13 25	9 3
Dario Franchitti	4 1	1 3	4 2	4 10	12 25	4 2	1 1	8 10
Luiz Garcia Jr. (R)	- -	24 24	27 DNS	27 16	24 15	DNS	- -	- -
Memo Gidley (R)	24 20	13 22	- -	20 12	22 13	25 14	21 14	- -
Robby Gordon	19 25	10 10	21 10	19 22	18 19	22 21	22 8	15 11
Mauricio Gugelmin	13 24	17 20	12 19	10 4	6 11	23 6	9 26	17 6
Naoki Hattori (R)	26 16	23 19	- -	23 27	25 14	7 22	20 20	22 19
Shigeaki Hattori (R)	- -	- -	25 17	- -	DNS	- -	- -	- -
Richie Hearn	21 13	12 12	23 16	22 6	26 16	15 8	24 23	21 27
Bryan Herta	11 9	2 21	7 8	13 24	1 1	2 5	2 4	5 14
P.J. Jones	- -	21 15	14 7	2 21	- -	- -	- -	23 12
Michel Jourdain Jr.	23 21	18 26	20 18	18 17	19 20	21 18	18 12	26 13
Tony Kanaan	6 6	4 23	15 11	15 9	2 21	8 9	8 6	11 8
Jan Magnussen	22 18	15 14	16 24	21 7	23 17	9 13	19 11	- -
Tarso Marques (R)	- -	- -	- -	- -	- -	- -	- -	- -
Andrea Montermini	- -	- -	- -	25 11	21 24	24 23	25 15	- -
Juan Pablo Montoya (R)	1 17	8 1	10 1	1 1	16 8	1 25	6 16	3 4
Greg Moore	7 3	25 11	11 26	9 20	4 23	13 16	12 17	27 26
Roberto Moreno	5 14	19 16	8 9	6 15	14 2	- -	- -	- -
Max Papis	10 26	9 5	1 4	12 23	3 3	5 4	11 2	2 2
Scott Pruett	17 8	20 17	13 20	14 13	8 7	20 10	3 9	1 22
Gonzalo Rodriguez (R)	16 12	- -	- -	- -	DNS	- -	- -	- -
Gualter Salles	25 11	16 18	- -	- -	- -	- -	27 10	- -
Paul Tracy	2 2	3 2	17 23	3 18	11 4	3 1	4 7	19 18
Al Unser Jr.	20 15	22 25	24 25	24 25	DNS	26 15	26 22	10 7
Jimmy Vasser	12 5	5 4	3 3	16 3	13 18	16 20	17 18	4 5
Dennis Vitolo	- -	- -	26 15	- -	- -	- -	- -	24 15

▲ RACES 1-12 SHOWN ON PREVIOUS PAGE ▲

(R) – Rookie; DNS – Did not start; DNQ – Did not qualify; WD – Withdrawn due to injury

See page 84 for Track Key

## 1998 IRL Driver Performance Chart

Rank	Driver	Points	Starts	Best Start	Best Finish	Laps Completed (2,288)	Running at Finish	Races Led	Laps Led	Earnings
1	Kenny Brack	332	11	2nd	1st	2,085	9	5	145	\$2,106,700
2	Davey Hamilton	292	11	2nd	2nd	2,032	9	5	67	856,850
3	Tony Stewart	289	11	1st	1st	1,738	7	10	598	1,032,850
4	Scott Sharp	272	11	3rd	1st	1,935	7	5	210	808,900
5	Buddy Lazier	262	11	3rd	2nd	1,935	7	6	143	994,850
6	Jeff Ward	252	11	1st	2nd	1,696	6	8	327	801,650
7	Scott Goodyear	244	11	4th	2nd	1,859	7	4	153	771,750
8	Arie Luyendyk	227	11	4th	1st	1,685	6	3	121	747,100
9	Eddie Cheever Jr.	222	11	9th	1st	1,465	6	3	85	1,811,200
10	Marco Greco	219	11	3rd	3rd	1,869	7	1	3	561,900
11	John Paul Jr.	216	11	7th	1st	1,604	7	3	78	693,900
12	Stephan Gregoire	201	11	8th	4th	1,550	7	0	0	686,550
13	Billy Boat	194	9	1st	1st	1,262	4	4	159	1,014,150
14	Sam Schmidt	186	11	6th	2nd	1,598	6	0	0	662,800
15	Mark Dismore	180	11	3rd	5th	1,597	6	3	62	595,450
16	Robby Unser (R)	176	8	13th	2nd	1,504	5	1	22	567,850
17	Robbie Buhl	174	9	3rd	2nd	1,532	6	2	13	557,150
18	Brian Tyler (R)	140	9	11th	6th	1,473	5	0	0	317,700
19	Buzz Calkins	134	9	10th	9th	1,343	7	1	4	484,300
20	Raul Boesel	132	11	9th	8th	1,217	4	2	37	471,300
21	Greg Ray	128	9	2nd	2nd	1,067	2	3	23	432,650
22	Steve Knapp (R)	118	6	5th	3rd	1,043	4	0	0	515,350
23	Dr. Jack Miller	100	10	11th	9th	896	4	0	0	322,850
24	Andy Michner (R)	92	5	14th	8th	915	4	2	9	319,550
25	Stan Wattles	88	7	18th	8th	858	2	0	0	253,250
26	Roberto Guerrero	83	8	6th	4th	756	2	2	28	304,000
27	Tyce Carlson	73	4	19th	11th	753	4	0	0	101,750
28	Donnie Beechler (R)	71	8	15th	10th	769	1	1	1	220,000
29	Eliseo Salazar	60	4	6th	6th	476	2	0	0	93,400
30	Mike Groff	56	3	4th	7th	558	2	0	0	317,800
31	Jimmy Kite	52	4	4th	11th	502	2	0	0	368,150
32	J.J. Yeley (R)	50	5	10th	9th	500	2	0	0	249,200
33	Jim Guthrie	41	4	19th	7th	416	1	0	0	200,500
34	Jack Hewitt (R)	23	2	20th	12th	206	1	0	0	298,600
35	Stevie Reeves (R)	20	1	20th	10th	184	0	0	0	24,900
36	David Steele (R)	17	3	11th	22nd	140	0	0	0	27,800
37	Billy Roe	11	2	25th	20th	156	1	0	0	149,200
38	Paul Durant	9	1	26th	21st	99	0	0	0	10,400
39	Scott Harrington (R)	8	1	22nd	22nd	0	0	0	0	34,200
40	Johnny Unser	5	1	25th	25th	98	0	0	0	136,300
41	Robbie Groff	2	1	12th	28th	0	0	0	0	32,400
<b>Total: \$20,957,150</b>										

(R) – Rookie

Note: Total Season Earnings include season-ending contingency awards

## WINS

1	Kenny Brack	3
2	Scott Sharp	2
	Tony Stewart	2
4	Billy Boat	1
	Eddie Cheever Jr.	1
	Arie Luyendyk	1
	John Paul Jr.	1

## POLES

1	Billy Boat	6
2	Tony Stewart	4
3	Jeff Ward	1

## 1998 IRL Driver Index – Starts/Finishes

DRIVER	1 WDWS ST/FN	2 PHX ST/FN	3 IMS ST/FN	4 TMS 1 ST/FN	5 NHIS ST/FN	6 DDIS ST/FN	7 CMS ST/FN	8 PPIR ST/FN	9 AMS ST/FN	10 TMS 2 ST/FN	11 LVMS ST/FN
Donnie Beechler (R)	- -	- -	24 32	17 27	15 20	- -	24 19	21 10	24 22	25 19	16 23
Billy Boat	3 21	2 3	1 23	2 1	1 21	- -	- -	1 9	1 12	1 14	1 26
Raul Boesel	9 18	13 8	30 19	19 28	9 19	9 14	9 24	12 25	15 10	13 17	20 18
Kenny Brack	2 13	5 14	3 6	11 3	8 18	12 10	3 1	5 1	6 1	10 5	6 10
Robbie Buhl	14 20	12 12	5 31	3 6	12 10	- -	- -	6 2	21 11	16 7	5 7
Buzz Calkins	10 14	17 9	18 10	10 15	23 15	- -	- -	15 24	12 28	21 11	12 11
Tyce Carlson	27 11	27 13	- -	28 12	- -	- -	19 11	- -	- -	- -	- -
Eddie Cheever Jr.	23 24	20 10	17 1	20 26	11 9	17 16	12 20	16 8	11 3	9 25	10 5
Mark Dismore	22 5	15 16	12 27	6 21	13 8	3 18	4 15	4 19	5 7	4 10	9 15
Paul Durant	- -	26 21	- -	- -	- -	- -	- -	- -	- -	- -	- -
Scott Goodyear	21 17	14 6	10 24	7 4	5 2	6 6	7 3	11 18	4 4	7 22	15 22
Marco Greco	25 27	16 20	14 14	5 8	14 13	21 3	5 5	9 6	7 13	15 16	3 8
Stephan Gregoire	15 4	22 4	31 17	16 25	16 24	11 5	18 8	18 4	8 20	8 26	24 17
Mike Groff	4 7	24 15	32 15	- -	- -	- -	- -	- -	- -	- -	- -
Robbie Groff	12 28	- -	- -	- -	- -	- -	- -	- -	- -	- -	- -
Roberto Guerrero	6 26	11 27	9 22	8 24	- -	- -	- -	10 21	28 19	18 4	18 20
Jim Guthrie	- -	- -	20 29	- -	- -	20 7	21 22	- -	- -	- -	19 24
Davey Hamilton	19 3	7 26	8 4	15 7	22 4	2 4	8 7	7 5	10 2	6 9	13 19
Scott Harrington (R)	- -	- -	- -	- -	- -	22 22	- -	- -	- -	- -	- -
Jack Hewitt (R)	- -	- -	22 12	- -	20 25	- -	- -	- -	- -	- -	- -
Jimmy Kite	28 16	4 18	26 11	- -	- -	- -	23 23	- -	- -	- -	- -
Steve Knapp (R)	- -	- -	23 3	- -	- -	5 13	- -	14 14	19 14	20 18	21 9
Buddy Lazier	8 15	9 28	11 2	23 11	3 7	14 2	14 13	17 7	18 17	19 6	17 3
Arie Luyendyk	5 8	19 24	28 20	4 13	7 5	10 9	15 4	22 22	9 8	28 28	14 1
Andy Michner (R)	- -	- -	19 8	- -	- -	- -	16 12	20 17	14 9	27 15	- -
Dr. Jack Miller	11 23	- -	15 21	21 22	19 16	15 20	17 9	25 23	27 27	22 12	28 28
John Paul Jr.	7 10	21 19	16 7	12 16	10 26	13 21	13 6	13 15	17 23	14 1	7 4
Greg Ray	16 25	18 11	2 18	14 2	- -	7 15	2 17	- -	16 24	12 21	4 25
Stevie Reeves (R)	- -	- -	- -	- -	- -	- -	20 10	- -	- -	- -	- -
Billy Roe	- -	- -	33 30	25 20	- -	- -	- -	- -	- -	- -	- -
Eliseo Salazar	26 12	6 23	- -	18 23	17 6	- -	- -	- -	- -	- -	- -
Sam Schmidt	17 9	25 7	6 26	24 18	24 12	18 17	22 14	19 13	22 15	23 27	23 2
Scott Sharp	20 6	8 1	7 16	9 5	4 3	4 1	6 18	8 11	3 18	3 23	11 12
David Steele (R)	- -	23 22	- -	- -	- -	- -	- -	- -	- -	11 24	26 27
Tony Stewart	1 1	3 2	4 33	1 14	6 1	1 8	1 21	3 3	25 5	2 20	2 14
Brian Tyler (R)	13 19	28 17	- -	- -	25 14	19 12	11 16	24 16	23 21	24 13	22 6
Johnny Unser	- -	- -	25 25	- -	- -	- -	- -	- -	- -	- -	- -
Robby Unser (R)	- -	- -	21 5	27 9	18 11	16 11	- -	23 12	13 16	17 2	27 16
Jeff Ward	24 2	1 5	27 13	13 17	2 22	8 19	10 2	2 20	2 6	5 3	8 21
Stan Wattles	18 22	- -	29 28	26 10	26 17	- -	- -	- -	20 26	26 8	25 13
J.J. Yeley (R)	- -	10 25	13 9	22 19	21 23	- -	- -	- -	26 25	- -	- -

(R) – Rookie

See page 84 for Track Key

## 1998 CART Driver Performance Chart

Rank	Driver	Points	Starts	Running at Finish	Top Finish	Laps Led	Times Led	Laps Completed (2,549)	Miles Completed (4,420.926)	Earnings
1	Alex Zanardi	285	19	18	1	499	24	2465	4291.337	\$2,229,250
2	Jimmy Vasser	169	19	16	1	296	21	2363	4025.905	2,084,250
3	Dario Franchitti	160	19	11	1	243	12	1823	3281.252	1,414,250
4	Adrian Fernandez	154	19	15	1	138	10	2127	3840.254	865,750
5	Greg Moore	140	19	12	1	251	22	2174	3630.127	749,250
6	Scott Pruett	121	19	13	2	2	1	2154	3769.684	617,500
7	Michael Andretti	112	19	11	1	468	24	2063	3779.062	637,250
8	Bryan Herta	97	19	11	1	171	11	2058	3533.577	573,500
9	Tony Kanaan (R)	92	19	13	3	0	0	1993	3540.050	526,500
10	Bobby Rahal	82	19	15	3	2	2	2387	4100.795	443,750
11	Al Unser Jr.	72	19	10	2	46	6	1965	3243.120	310,250
12	Gil de Ferran	67	19	8	3	126	15	2169	3805.510	318,250
13	Paul Tracy	61	19	10	5	88	13	1914	3407.125	259,500
14	Christian Fittipaldi	56	18	12	3	22	2	1769	3183.684	269,750
15	Mauricio Gugelmin	49	19	12	4	69	7	2245	3902.876	312,750
16	Richie Hearn	47	19	13	5	45	9	2036	3628.472	246,500
17	Helio Castroneves (R)	36	19	9	2	37	4	1998	3435.884	201,500
18	Mark Blundell	36	19	13	6	1	1	2192	3838.566	238,500
19	Patrick Carpentier	27	19	9	7	26	2	1775	3058.815	211,500
20	JJ Lehto (R)	25	19	9	5	6	2	1740	2892.612	181,000
21	Max Papis	25	19	12	5	0	0	2125	3757.807	227,000
22	Andre Ribeiro	13	18	9	7	1	1	1527	2664.924	151,000
23	Robby Gordon	13	15	10	7	0	0	1525	2689.843	157,500
24	Michel Jourdain Jr.	5	19	9	10	0	0	1856	3114.978	127,750
25	Arnd Meier	4	19	12	10	0	0	1691	3076.307	138,500
26	P.J. Jones	3	15	6	11	0	0	1456	2325.707	110,500
27	Alex Barron (R)	2	17	11	12	12	1	1850	3437.384	169,750
28	Gualter Salles	1	6	2	12	0	0	532	992.189	49,750
29	Vincenzo Sospiri (R)	0	4	2	15	0	0	288	610.444	24,000
30	Hiro Matsushita	0	4	3	15	0	0	536	867.662	34,750
31	Roberto Moreno	0	3	1	15	0	0	284	407.580	12,000
32	Mimmo Schiattarella	0	1	0	16	0	0	101	158.974	11,750
33	Dennis Vitolo	0	11	1	17	0	0	537	980.193	33,750
34	Hideshi Matsuda	0	1	1	18	0	0	185	286.565	11,250

(R) – Rookie

## WINS

1	Alex Zanardi.....	7
2	Jimmy Vasser .....	3
	Dario Franchitti .....	3
4	Adrián Fernández.....	2
	Greg Moore.....	2
6	Michael Andretti.....	1
	Bryan Herta .....	1

## POLES

1	Dario Franchitti .....	5
2	Greg Moore.....	4
3	Bryan Herta .....	3
4	Jimmy Vasser .....	2
	Patrick Carpentier .....	2
6	Michael Andretti.....	1
	Scott Pruett.....	1
	Adrián Fernández.....	1



## 1998 CART Driver Index (RACES 1-12 of 19) – Starts/Finishes

DRIVER	1 HMS ST/FN	2 TRM ST/FN	3 LB ST/FN	4 NAZ ST/FN	5 RIO ST/FN	6 GAT ST/FN	7 MIL ST/FN	8 BI ST/FN	9 PORT ST/FN	10 CLV ST/FN	11 TOR ST/FN	12 MICH ST/FN
Michael Andretti	8 1	14 14	6 21	3 18	8 5	6 2	4 26	11 10	10 17	7 2	3 2	8 6
Alex Barron (R)	27 18	28 24	27 14	DNQ	24 12	22 14	DNQ	26 20	27 14	27 15	27 28	28 15
Mark Blundell	7 12	7 10	23 7	21 20	18 11	18 10	18 12	21 22	16 22	6 10	15 26	19 17
Patrick Carpentier	9 11	20 19	26 28	1 13	17 17	16 15	1 25	16 15	11 9	15 9	18 25	21 8
Helio Castroneves (R)	22 24	26 11	15 9	19 23	11 23	8 7	10 2	14 12	19 13	23 27	21 10	24 12
Gil de Ferran	11 7	3 3	5 20	4 4	4 26	12 6	15 22	9 3	9 20	11 6	4 27	10 16
Adrian Fernandez	5 6	2 1	3 4	11 26	12 3	10 18	23 9	3 2	6 24	17 5	16 9	1 23
Christian Fittipaldi	4 4	19 25	12 26	6 11	5 21	14 11	DNQ 10	17 7	26 13	11 5	16 9	25 19
Dario Franchitti	13 9	6 8	8 2	17 21	1 19	5 27	6 4	8 4	2 21	2 3	1 20	16 21
Robby Gordon	- -	- -	- -	24 7	- -	13 13	16 20	20 14	21 23	20 23	22 13	23 27
Mauricio Gugelmin	10 10	11 20	22 10	14 17	21 9	23 16	11 21	22 19	15 7	8 20	19 12	17 13
Richie Hearn	15 13	21 27	19 23	13 10	28 7	19 28	24 6	4 23	23 10	16 18	13 7	3 5
Bryan Herta	16 8	9 28	1 3	7 8	6 4	7 23	21 11	5 21	1 3	4 13	17 5	5 10
P.J. Jones	26 20	29 30	25 11	25 19	23 13	21 12	22 14	24 25	26 16	26 21	23 19	27 24
Michel Jourdain Jr.	19 28	24 22	18 27	23 12	25 24	25 17	25 15	18 13	13 19	22 26	24 18	26 18
Tony Kanaan (R)	18 29	10 6	13 5	16 9	3 27	3 24	26 17	6 8	12 4	19 14	7 22	20 11
Hideshi Matsuda	- -	25 18	- -	- -	- -	- -	- -	- -	- -	- -	- -	- -
JJ Lehto (R)	29 14	18 29	16 18	15 16	22 10	4 9	8 19	23 26	24 25	21 28	26 24	13 20
Hiro Matsushita	24 23	30 16	29 19	- -	26 15	- -	- -	- -	- -	- -	- -	- -
Arnd Meier	28 21	27 15	21 15	26 24	19 14	26 21	20 23	27 27	25 12	25 16	25 15	18 14
Greg Moore	1 2	5 4	14 6	2 3	7 1	1 3	2 13	1 5	14 27	12 25	12 11	14 1
Roberto Moreno	23 15	22 26	- -	- -	- -	- -	17 24	- -	- -	- -	- -	- -
Max Papis	20 26	23 13	24 24	20 14	20 28	24 22	19 16	19 18	22 11	18 12	20 8	22 19
Scott Pruett	12 5	12 21	7 12	12 22	15 18	17 5	13 10	17 9	3 2	14 4	8 6	6 4
Bobby Rahal	17 19	17 17	2 17	9 6	10 8	20 8	12 5	12 11	8 6	10 8	9 4	12 7
Andre Ribeiro	2 17	8 9	17 22	DNQ	16 22	27 20	3 18	25 16	17 15	24 22	11 23	11 28
Gualter Salles	- -	13 12	4 13	- -	- -	- -	- -	- -	- -	- -	28 21	- -
Mimmo Schiattarella	- -	- -	28 16	- -	- -	- -	- -	- -	- -	- -	- -	- -
Vincenzo Sospiri (R)	- -	- -	- -	- -	- -	- -	- -	- -	- -	- -	- -	- -
Paul Tracy	21 27	16 5	9 25	10 5	9 25	15 26	14 7	15 7	20 28	5 19	10 14	15 9
Al Unser Jr.	14 22	15 2	10 29	18 15	27 16	9 19	7 3	13 24	18 5	9 17	14 17	4 22
Jimmy Vasser	3 16	1 7	20 8	5 1	13 6	2 4	5 1	7 6	4 8	1 7	6 3	2 2
Dennis Vitolo	25 25	- -	- -	22 25	- -	28 25	DNQ	28 28	28 18	28 24	- -	25 26
Alex Zanardi	6 3	4 23	11 1	8 2	2 2	11 1	9 8	2 1	5 1	3 1	2 1	7 3

▼ RACES 13-19 CONTINUED ON NEXT PAGE ▼

(R) – Rookie; DNS – Did not start; DNQ – Did not qualify

See page 84 for Track Key

**1998 CART Driver Index (RACES 13-19 of 19) – Starts/Finishes** *(continued)*

DRIVER	13 M-O ST/FN	14 RA ST/FN	15 VAN ST/FN	16 LAG ST/FN	17 HOU ST/FN	18 AUS ST/FN	19 CAL ST/FN
Michael Andretti	10 21	1 15	6 2	12 10	13 28	6 20	3 18
Alex Barron (R)	26 16	26 24	27 19	23 20	20 12	26 19	15 13
Mark Blundell	8 19	15 7	18 12	15 25	22 14	17 11	7 6
Patrick Carpentier	9 7	16 28	17 27	20 17	25 22	16 9	14 26
Helio Castroneves (R)	20 17	22 26	9 24	21 22	17 24	18 21	16 10
Gil de Ferran	12 9	5 16	14 13	10 19	7 21	8 14	10 17
Adrian Fernandez	5 1	9 5	21 15	6 7	12 6	10 6	27 4
Christian Fittipaldi	13 7	3 12	14 13	9 5	27 3	3 11	7
Dario Franchitti	1 26	6 1	1 1	2 4	2 1	1 2	8 22
Robby Gordon	25 11	23 12	24 23	24 13	24 13	20 16	22 9
Mauricio Gugelmin	4 4	21 19	13 6	9 27	15 18	21 12	6 5
Richie Hearn	15 24	25 13	10 16	17 11	18 9	23 18	4 8
Bryan Herta	3 25	2 23	2 22	1 1	6 8	5 10	17 15
P.J. Jones	28 20	28 22	26 21	- -	- -	- -	- -
Michel Jourdain Jr.	22 28	24 14	25 10	25 24	23 25	25 26	25 12
Tony Kanaan (R)	18 8	12 4	5 18	14 3	11 3	14 7	23 19
Hideshi Matsuda	- -	- -	- -	- -	- -	- -	- -
JJ Lehto (R)	17 15	18 18	16 8	11 28	21 10	15 5	20 21
Hiro Matsushita	- -	- -	- -	- -	- -	- -	- -
Arnd Meier	27 18	27 10	20 28	26 15	26 16	24 27	21 24
Greg Moore	6 22	8 21	4 20	4 21	1 26	9 8	9 2
Roberto Moreno	- -	- -	- -	- -	- -	- -	- -
Max Papis	24 14	19 11	23 9	16 12	14 5	13 17	24 16
Scott Pruett	11 2	4 20	8 3	8 18	19 11	12 4	1 20
Bobby Rahal	16 3	3 8	11 25	19 16	9 23	11 25	5 11
Andre Ribeiro	14 10	13 25	19 7	22 14	10 17	22 13	19 28
Gualter Salles	23 23	20 17	- -	- -	- -	- -	- -
Mimmo Schiattarella	- -	- -	- -	- -	- -	- -	- -
Vincenzo Sospiri (R)	- -	- -	- -	27 23	28 15	27 15	26 23
Paul Tracy	21 5	17 6	7 11	18 8	4 20	4 23	12 14
Al Unser Jr.	7 6	10 27	22 5	7 6	16 7	19 22	13 27
Jimmy Vasser	2 27	14 9	15 26	3 5	3 4	7 24	2 1
Dennis Vitolo	- -	28 17	28 26	27 19	DNQ	28 25	- -
Alex Zanardi	13 12	11 2	3 4	5 2	8 2	2 1	18 3

▲ RACES 1-12 SHOWN ON PREVIOUS PAGE ▲

(R) – Rookie; DNS – Did not start; DNQ – Did not qualify

See page 84 for Track Key

## 1997 CART Driver Performance Chart

Rank	Driver	Points	Starts	Running at Finish	Top Finish	Laps Led	Times Led	Laps Completed (2,259)	Miles Completed (3,948.187)	Earnings
1	Alex Zanardi	195	16	15	1	338	17	1,930	3,278.305	\$ 2,096,250
2	Gil de Ferran	162	17	14	2	165	13	2,110	3,708.764	1,355,250
3	Jimmy Vasser	144	17	15	1	153	7	2,061	3,553.319	1,133,500
4	Mauricio Gugelmin	132	17	14	1	212	14	2,172	3,785.292	1,045,250
5	Paul Tracy	121	16	10	1	336	12	1,636	2,566.432	977,250
6	Mark Blundell	115	17	12	1	138	8	1,919	3,443.265	949,750
7	Greg Moore	111	17	9	1	142	8	1,818	3,093.454	881,000
8	Michael Andretti	108	17	9	1	197	7	1,685	2,734.070	842,000
9	Scott Pruett	102	17	12	1	66	9	1,981	3,469.189	864,250
10	Raul Boesel	91	17	13	3	90	5	1,926	3,230.678	462,750
11	Bryan Herta	72	17	12	3	54	5	1,817	3,143.493	627,500
12	Bobby Rahal	70	17	12	3	137	5	1,883	3,316.024	636,500
13	Al Unser Jr.	67	17	9	3	0	0	1,492	2,547.508	606,250
14	Andre Ribeiro	45	17	11	3	135	4	1,548	2,835.035	567,250
15	Christian Fittipaldi	42	10	5	4	2	1	938	1,944.088	377,000
16	Parker Johnstone	36	17	11	5	0	0	1,809	3,154.291	557,000
17	Patrick Carpentier (R)	27	14	11	2	39	2	1,530	2,415.930	531,500
18	Adrian Fernandez	27	17	9	3	0	0	1,426	2,577.090	511,750
19	Roberto Moreno	16	9	4	5	1	1	872	1,267.006	280,250
20	Gualter Salles (R)	10	17	8	7	1	1	1,713	3,134.828	147,000
21	Richie Hearn	10	17	7	9	4	1	1,506	2,653.227	125,000
22	Dario Franchitti (R)	10	16	8	9	47	4	1,449	2,361.031	489,500
23	Juan Fangio II	9	17	7	10	0	0	1,413	2,517.349	469,250
24	Max Papis	8	17	10	8	0	0	1,539	2,928.757	507,000
25	Dennis Vitolo	6	6	3	7	0	0	630	1,249.005	116,750
26	Robby Gordon	5	1	1	8	0	0	247	501.163	40,000
27	Hiro Matsushita	4	17	10	9	0	0	1,490	2,546.984	109,000
28	P.J. Jones	3	17	7	10	0	0	1,425	2,555.523	111,000
29	Michel Jourdain Jr.	1	17	6	12	0	0	1,619	2,949.251	498,250
30	Arnd Meier (R)	1	10	6	12	2	1	746	1,618.798	59,500
31	Christian Danner	1	3	1	12	0	0	146	286.599	94,000
32	Charlie Nearburg (R)	0	3	2	17	0	0	157	428.328	82,700
33	Paul Jasper (R)	0	4	2	18	0	0	346	484.182	142,250
34	Arie Luyendyk	0	1	0	24	0	0	39	79.131	30,000

(R) – Rookie

## WINS

1	Alex Zanardi.....	5
2	Paul Tracy .....	3
	Mike Blundell.....	3
4	Greg Moore.....	2
5	Jimmy Vasser .....	1
	Michael Andretti.....	1
	Mauricio Gugelmin.....	1
	Scott Pruett.....	1

## POLES

1	Alex Zanardi.....	4
2	Mauricio Gugelmin.....	3
3	Paul Tracy .....	2
	Gil de Ferran.....	2
	Bryan Herta .....	2
	Scott Pruett.....	2
7	Dario Franchitti (R).....	1
	Raul Boesel.....	1

## 1997 CART Driver Index (RACES 1-12 of 17) – Starts/Finishes

DRIVER	1 HMS ST/FN	2 AUS ST/FN	3 LB ST/FN	4 NAZ ST/FN	5 RIO ST/FN	6 GAT ST/FN	7 MIL ST/FN	8 BI ST/FN	9 PORT ST/FN	10 CLV ST/FN	11 TOR ST/FN	12 MICH ST/FN
Michael Andretti	14 1	11 3	5 22	2 2	6 21	11 11	14 2	6 2	6 8	4 23	4 4	19 21
Mark Blundell	5 14	5 8	14 13	16 19	20 8	20 24	11 12	10 17	11 1	3 9	2 1	11 2
Raul Boesel	8 17	18 7	12 8	6 8	18 5	1 14	3 4	13 6	14 3	14 16	8 8	3 18
Patrick Carpentier (R)	9 9	20 15	21 15	3 12	15 28	5 2	4 8	18 15	23 16	19 12	21 16	12 15
Christian Danner	- -	- -	- -	- -	- -	- -	- -	20 12	26 27	WD	- -	- -
Gil de Ferran	3 22	10 5	1 21	4 4	10 11	15 3	15 7	1 3	2 2	2 2	11 25	10 3
Juan Fangio II	25 20	22 20	23 26	25 15	28 20	23 23	21 21	22 10	17 22	23 21	25 19	25 11
Adrian Fernandez	22 13	14 11	20 11	19 23	17 26	18 8	24 24	24 27	16 10	25 17	22 14	15 26
Christian Fittipaldi	15 26	DNS	- -	- -	- -	- -	- -	- -	3 4	5 6	13 11	14 16
Dario Franchitti (R)	13 25	12 9	17 12	18 13	19 27	8 17	7 16	5 13	5 26	11 11	1 26	13 19
Robby Gordon	- -	- -	- -	- -	- -	- -	- -	- -	- -	- -	- -	- -
Mauricio Gugelmin	2 6	8 17	3 2	5 9	1 22	3 6	2 5	8 16	4 6	6 15	10 6	2 6
Richie Hearn	21 11	19 13	16 27	14 18	11 14	13 9	23 23	16 23	24 14	24 28	24 27	22 22
Bryan Herta	18 10	15 22	7 6	9 7	4 6	14 22	18 15	9 7	12 21	7 3	12 17	8 5
Paul Jasper (R)	- -	23 23	25 19	DNQ	23 24	DNS	26 18	- -	- -	- -	- -	- -
Parker Johnstone	7 8	6 21	13 5	17 17	14 12	7 7	6 25	14 20	19 9	17 10	19 12	5 25
P.J. Jones	24 28	24 26	24 16	23 21	25 16	25 21	22 14	23 14	18 20	21 25	20 21	24 28
Michel Jourdain Jr.	23 18	25 18	22 17	24 20	27 17	24 16	25 27	25 22	22 12	20 18	18 13	17 13
Arie Luyendyk	- -	- -	- -	- -	- -	- -	- -	- -	- -	- -	- -	- -
Hiro Matsushita	26 21	27 25	27 20	26 25	22 23	26 15	27 17	27 19	27 15	26 20	27 22	26 9
Arnd Meier (R)	- -	26 16	- -	- -	24 25	DNS	- -	26 18	28 18	27 22	26 24	28 12
Greg Moore	4 4	4 2	9 23	10 16	8 2	4 13	5 1	7 1	9 5	13 24	9 23	21 27
Roberto Moreno	28 24	- -	6 24	20 14	2 18	16 25	10 10	3 5	- -	- -	- -	- -
Charlie Nearburg (R)	- -	- -	- -	- -	- -	- -	- -	- -	- -	28 26	- -	- -
Max Papis	17 19	21 14	26 25	22 22	21 13	22 26	20 19	19 11	25 28	22 27	23 15	23 8
Scott Pruett	11 5	7 1	4 3	11 10	7 3	17 19	8 9	2 24	1 17	16 8	5 5	1 14
Bobby Rahal	12 16	9 10	8 10	8 6	3 10	12 20	13 11	11 9	10 24	9 5	3 9	6 17
Andre Ribeiro	20 12	13 6	19 14	15 26	16 15	19 10	19 26	17 25	20 13	8 14	7 3	9 23
Gualter Salles (R)	19 15	17 24	18 18	13 24	12 19	21 12	16 22	21 21	21 23	12 19	16 18	20 10
Paul Tracy	16 2	2 19	11 7	1 1	5 1	2 1	1 6	DNS	13 7	10 7	14 10	18 4
Al Unser Jr.	10 27	16 27	15 4	7 3	9 7	6 18	9 20	15 8	15 25	18 4	17 20	16 20
Jimmy Vasser	6 3	3 12	10 9	12 5	13 9	9 5	12 3	12 4	8 19	15 13	15 7	4 24
Dennis Vitolo	27 23	- -	DNS	DNQ	- -	- -	- -	- -	- -	- -	28 28	27 7
Alex Zanardi	1 7	1 4	2 1	21 11	26 4	10 4	17 13	4 26	7 11	1 1	6 2	7 1

▼ RACES 13-17 CONTINUED ON NEXT PAGE ▼

(R) – Rookie; DNS – Did not start; DNQ – Did not qualify; WD – Withdrawn due to injury

Australia note: Christian Fittipaldi was not credited with a start after an accident involving him resulted in a restart of the race. He was unable to restart with the rest of the field due to injury.

Detroit note: Paul Tracy qualified 12th but did not start the race due to illness. As a result, the 16 drivers who qualified behind Tracy were moved forward one position on the starting grid.

See page 84 for Track Key

## 1997 CART Driver Index (RACES 13-17 of 17) – Starts/Finishes (continued)

DRIVER	13		14		15		16		17	
	M-O	ST/FN	RA	ST/FN	VAN	ST/FN	LAG	ST/FN	CAL	ST/FN
Michael Andretti	10	8	5	26	4	16	14	27	7	19
Mark Blundell	13	26	2	16	8	7	4	2	8	1
Raul Boesel	11	4	9	21	12	6	15	8	9	20
Patrick Carpentier (R)	23	15	20	27	-	-	-	-	-	-
Christian Danner	-	-	-	-	23	23	-	-	-	-
Gil de Ferran	4	6	7	3	7	3	9	5	12	6
Juan Fangio II	25	25	21	10	24	12	22	15	18	27
Adrian Fernandez	21	23	22	12	16	19	24	23	14	3
Christian Fittipaldi	8	21	18	4	14	9	11	21	16	9
Dario Franchitti (R)	5	11	4	25	10	13	13	13	-	-
Robby Gordon	-	-	-	-	-	-	-	-	13	8
Mauricio Gugelmin	6	7	1	2	5	1	5	9	1	4
Richie Hearn	22	13	24	9	21	22	21	25	22	15
Bryan Herta	1	24	8	11	6	8	1	6	3	21
Paul Jasper (R)	-	-	-	-	-	-	-	-	-	-
Parker Johnstone	12	12	17	23	18	11	17	12	15	11
P.J. Jones	20	17	25	14	25	25	23	17	21	10
Michel Jourdain Jr.	14	18	19	20	15	21	8	22	5	18
Arie Luyendyk	-	-	-	-	-	-	-	-	27	24
Hiro Matsushita	28	19	27	24	26	14	25	28	23	23
Arnd Meier (R)	27	16	26	19	-	-	-	-	24	25
Greg Moore	3	2	10	18	9	17	7	24	6	13
Roberto Moreno	-	-	-	-	20	15	26	10	-	-
Charlie Nearburg (R)	DNS		28	17	-	-	27	18	-	-
Max Papis	24	14	23	15	19	20	19	14	25	12
Scott Pruett	7	9	6	5	11	18	3	16	4	7
Bobby Rahal	16	3	11	6	2	24	16	19	10	5
Andre Ribeiro	17	10	16	22	13	10	10	4	11	17
Gualter Salles (R)	19	20	12	13	28	26	18	7	26	14
Paul Tracy	15	27	15	28	17	28	12	26	19	26
Al Unser Jr.	18	22	14	7	22	5	20	11	20	22
Jimmy Vasser	9	5	13	8	3	2	6	1	2	2
Dennis Vitolo	-	-	-	-	27	27	28	20	17	16
Alex Zanardi	2	1	3	1	1	4	2	3	WD	

▲ RACES 1-12 SHOWN ON PREVIOUS PAGE ▲

(R) – Rookie; DNS – Did not start; DNQ – Did not qualify; WD – Withdrawn due to injury  
See page 84 for Track Key

## 1996-97 IRL Driver Performance Chart

Rank	Driver	Points	Starts	Best Start	Best Finish	Laps Completed (1,973)	Running at Finish	Races Led	Laps Led	Earnings
1	Tony Stewart	278	10	1st	1st	1,794	5	7	812	\$1,142,450
2	Davey Hamilton	272	10	2nd	3rd	1,806	8	2	5	816,950
3	Eddie Cheever Jr.	230	10	5th	1st	1,485	5	3	89	725,400
	Marco Greco	230	10	1st	4th	1,554	7	1	34	554,850
5	Scott Goodyear	226	8	2nd	2nd	1,374	6	5	40	953,350
6	Arie Luyendyk	223	10	1st	1st	1,294	4	6	120	2,079,150
7	Roberto Guerrero	221	10	5th	4th	1,493	5	1	26	601,000
8	Buddy Lazier	209	10	4th	1st	1,243	5	3	122	736,550
9	Eliseo Salazar	208	8	5th	1st	1,459	7	3	112	586,650
10	Buzz Calkins	204	9	3rd	2nd	1,310	4	1	14	599,750
11	Stephan Gregoire	192	9	6th	2nd	1,180	5	1	5	410,550
12	Jim Guthrie (R)	186	9	2nd	1st	1,059	5	3	89	652,200
13	Robbie Buhl	170	7	2nd	1st	1,020	4	3	31	528,400
14	Mike Groff	169	6	6th	2nd	1,106	6	0	0	562,850
15	John Paul Jr.	163	7	11th	7th	1,183	6	2	23	346,850
16	Afonso Giaffone (R)	159	8	10th	4th	1,074	4	2	29	397,500
17	Mark Dismore	158	8	5th	5th	1,113	4	1	45	433,300
18	Billy Boat (R)	151	6	1st	2nd	993	4	4	52	604,150
19	Kenny Brack (R)	139	7	3rd	5th	987	2	3	39	419,200
20	Robbie Groff (R)	135	6	13th	9th	1,118	3	1	3	441,450
21	Vincenzo Sospiri (R)	134	6	3rd	2nd	951	4	1	1	432,100
22	Scott Sharp	119	5	1st	1st	582	2	2	22	324,150
23	Dr. Jack Miller (R)	114	8	17th	15th	567	0	0	0	439,100
24	Johnny Unser	107	6	19th	10th	782	2	0	0	318,150
25	Tyce Carlson (R)	84	5	14th	11th	676	2	0	0	315,050
26	Fermin Velez (R)	82	4	10th	9th	437	2	0	0	345,150
27	Jimmy Kite (R)	76	4	4th	6th	414	1	1	11	155,000
	Sam Schmidt (R)	76	6	6th	10th	416	0	0	0	224,700
29	Greg Ray (R)	73	5	6th	8th	425	1	0	0	238,300
30	Jeff Ward (R)	69	3	7th	3rd	431	1	2	90	449,150
31	Stan Wattles (R)	63	3	20th	8th	488	1	0	0	92,000
32	Michele Alboreto	62	2	2nd	2nd	397	2	0	0	137,250
33	Richie Hearn	59	2	1st	1st	366	1	2	96	181,000
34	Billy Roe (R)	55	3	17th	13th	390	1	0	0	185,700
35	Jeret Schroeder (R)	37	2	12th	14th	144	0	0	0	81,500
36	Michel Jourdain Jr.	33	1	22nd	2nd	200	1	0	0	95,250
37	Robby Gordon	27	2	3rd	14th	198	0	1	60	156,500
38	Brad Murphey	25	2	23rd	18th	105	0	0	0	47,000
39	Alessandro Zampedri	24	2	26th	12th	201	1	0	0	167,150
40	Paul Durant (R)	23	2	31st	21st	173	0	0	0	209,000
	Johnny O'Connell	23	1	11th	12th	183	0	1	3	22,000
42	Lyn St. James	22	1	34th	13th	186	0	0	0	188,000
	Danny Ongais	22	1	16th	13th	94	0	0	0	24,500
44	Steve Kinser (R)	21	1	20th	14th	185	0	0	0	193,250
45	Dennis Vitolo	20	1	28th	15th	173	1	0	0	200,000
46	Mike Shank (R)	19	1	28th	16th	191	1	0	0	13,000
47	Dave Kudrave	18	1	22nd	17th	118	0	0	0	14,000
48	Juan Carbonell (R)	16	1	28th	19th	112	0	0	0	34,000
49	Joe Gosek (R)	14	1	21st	21st	30	0	0	0	10,000
50	Allen May (R)	13	1	18th	22nd	36	0	0	0	13,700
51	Johnny Parsons Jr.	7	1	17th	28th	7	0	0	0	10,000
52	Claude Bourbonnais (R)	5	1	32nd	30th	9	0	0	0	152,250
<b>Total: \$19,060,450</b>										

(R) – Rookie

Note: Total Season Earnings include season-ending contingency awards

## WINS

1	Arie Luyendyk.....	2
2	Robbie Buhl.....	1
	Eddie Cheever Jr.....	1
	Jim Guthrie.....	1
	Richie Hearn.....	1
	Buddy Lazier.....	1
	Eliseo Salazar.....	1
	Scott Sharp.....	1
	Tony Stewart.....	1

## POLES

1	Tony Stewart.....	4
2	Arie Luyendyk.....	2
3	Billy Boat.....	1
	Marco Greco.....	1
	Richie Hearn.....	1
	Scott Sharp.....	1

## 1996-97 IRL Driver Index – Starts/Finishes

DRIVER	1 NHIS 1 ST/FN	2 LVMS 1 ST/FN	3 WDWS ST/FN	4 PHX ST/FN	5 IMS ST/FN	6 TMS ST/FN	7 PPIR ST/FN	8 CMS ST/FN	9 NHIS 2 ST/FN	10 LVMS 2 ST/FN
Michele Alboreto	2 3	18 5	- -	- -	- -	- -	- -	- -	- -	- -
Billy Boat (R)	- -	- -	- -	- -	22 7	21 2	15 19	3 2	16 8	1 23
Claude Bourbonnais (R)	- -	- -	- -	- -	32 30	- -	- -	- -	- -	- -
Kenny Brack (R)	- -	- -	- -	9 11	15 33	3 18	6 14	18 5	3 5	13 20
Robbie Buhl	13 22	15 8	- -	5 18	4 8	2 16	- -	- -	7 1	4 3
Buzz Calkins	10 2	16 6	3 11	22 8	16 11	10 19	7 5	- -	13 21	21 28
Juan Carbonell (R)	- -	28 19	- -	- -	- -	- -	- -	- -	- -	- -
Tyce Carlson (R)	16 11	14 23	- -	- -	26 19	25 14	- -	- -	- -	23 24
Eddie Cheever Jr.	8 15	27 25	5 1	7 12	11 23	7 6	13 4	15 6	18 9	29 21
Mark Dismore	5 20	10 17	- -	- -	25 28	14 11	21 11	10 19	23 11	9 5
Paul Durant (R)	- -	- -	- -	- -	33 21	- -	- -	- -	- -	31 26
Affonso Giaffone (R)	- -	23 10	- -	21 13	14 32	16 20	10 9	16 4	17 18	11 15
Scott Goodyear	- -	- -	6 3	3 17	5 2	5 4	3 7	8 3	2 16	8 2
Robby Gordon	- -	3 14	- -	- -	12 29	- -	- -	- -	- -	- -
Joe Gosek (R)	21 21	- -	- -	- -	- -	- -	- -	- -	- -	- -
Marco Greco	15 7	24 9	12 8	8 4	27 16	12 26	22 13	11 9	1 20	10 10
Stephan Gregoire	14 8	25 26	19 19	19 5	13 31	- -	11 2	9 8	6 15	16 9
Mike Groff	9 4	6 3	14 2	16 6	18 12	- -	- -	22 14	- -	- -
Robbie Groff	- -	- -	- -	- -	21 9	13 15	16 10	20 13	19 10	27 18
Roberto Guerrero	18 6	9 4	17 17	10 7	19 27	15 13	5 18	7 17	10 6	18 14
Jim Guthrie (R)	19 23	19 13	9 6	2 1	6 26	8 21	- -	6 12	21 24	19 4
Davey Hamilton	17 5	5 11	7 7	14 3	8 6	9 3	4 3	4 14	12 17	2 7
Richie Hearn	1 14	8 1	- -	- -	- -	- -	- -	- -	- -	- -
Michel Jourdain Jr.	- -	22 2	- -	- -	- -	- -	- -	- -	- -	- -
Steve Kinser (R)	- -	- -	- -	- -	20 14	- -	- -	- -	- -	- -
Jimmy Kite (R)	- -	- -	- -	- -	- -	- -	9 20	13 15	4 23	7 6
Dave Kudrave	22 17	- -	- -	- -	- -	- -	- -	- -	- -	- -
Buddy Lazier	4 19	4 24	11 5	13 21	10 4	4 17	12 8	5 1	15 12	14 31
Arie Luyendyk	3 13	1 20	2 12	4 22	1 1	11 1	8 15	2 21	8 3	6 25
Allen May (R)	- -	- -	- -	- -	- -	18 22	- -	- -	- -	- -
Dr. Jack Miller (R)	- -	- -	18 15	18 20	17 20	19 24	20 16	19 23	22 19	17 29
Brad Murphy	23 18	26 27	- -	- -	- -	- -	- -	- -	- -	- -
Johnny O'Connell	- -	11 12	- -	- -	- -	- -	- -	- -	- -	- -
Danny Ongais	- -	- -	16 13	- -	- -	- -	- -	- -	- -	- -
Johnny Parsons Jr.	- -	17 28	- -	- -	- -	- -	- -	- -	- -	- -
John Paul Jr.	11 10	12 15	13 18	11 9	- -	- -	- -	21 11	11 7	24 12
Greg Ray (R)	- -	- -	- -	- -	30 25	6 8	17 17	17 22	- -	20 30
Billy Roe (R)	- -	- -	- -	17 15	24 22	- -	- -	- -	- -	26 13
Eliseo Salazar	6 9	13 7	- -	- -	9 24	22 7	14 12	14 10	5 4	5 1
Sam Schmidt (R)	- -	- -	- -	6 10	23 34	20 23	- -	23 18	24 22	22 27
Jeret Schroeder (R)	- -	- -	15 14	12 19	- -	- -	- -	- -	- -	- -
Mike Shank (R)	- -	- -	- -	- -	- -	- -	- -	- -	- -	28 16
Scott Sharp	12 1	7 16	4 4	20 16	- -	- -	1 22	- -	- -	- -
Vincenzo Sospiri (R)	- -	- -	- -	- -	3 17	17 9	18 6	12 20	9 2	15 22
Lyn St. James	- -	- -	- -	- -	34 13	- -	- -	- -	- -	- -
Tony Stewart	7 12	2 21	1 10	1 2	2 5	1 5	2 1	1 7	14 14	3 11
Johnny Unser	- -	20 22	- -	- -	35 18	23 10	19 21	- -	20 13	30 19
Fermin Velez (R)	- -	- -	10 9	15 14	29 10	24 25	- -	- -	- -	- -
Dennis Vitolo	- -	- -	- -	- -	28 15	- -	- -	- -	- -	- -
Jeff Ward (R)	- -	- -	8 16	- -	7 3	- -	- -	- -	- -	12 17
Stan Wattle (R)	20 16	21 18	- -	- -	- -	- -	- -	- -	- -	25 8
Alessandro Zampedri	- -	- -	- -	- -	31 35	26 12	- -	- -	- -	- -

(R) – Rookie

See page 84 for Track Key

## 1996 IRL Driver Performance Chart

Rank	Driver	Points	Starts	Best Start	Best Finish	Laps Completed (600)	Running at Finish	Races Led	Laps Led	Earnings
1	Buzz Calkins	246	3	5th	1st	541	2	1	130	\$345,553
	Scott Sharp	246	3	4th	2nd	578	1	1	40	330,303
3	Robbie Buhl	240	3	11th	3rd	543	2	2	21	322,653
4	Roberto Guerrero	237	3	2nd	5th	484	1	1	47	412,003
	Richie Hearn	237	3	2nd	3rd	415	2	1	7	484,203
6	Mike Groff	228	3	7th	3rd	516	2	0	0	279,253
7	Arie Luyendyk	225	3	1st	1st	481	1	1	122	387,503
8	Tony Stewart	204	3	1st	2nd	447	1	3	92	349,303
9	Davey Hamilton	192	3	6th	12th	431	1	1	2	261,003
	Johnny O'Connell	192	3	10th	5th	439	2	0	0	244,303
11	Michele Alboreto	189	3	12th	4th	428	2	0	0	259,203
12	Lyn St. James	186	3	11th	8th	356	1	0	0	240,853
13	Stephan Gregoire	165	3	9th	7th	318	1	0	0	231,853
14	Buddy Lazier	159	2	1st	1st	261	1	2	71	1,423,854
15	John Paul Jr.	153	3	13th	9th	316	1	0	0	227,453
16	Eddie Cheever Jr.	147	2	4th	10th	373	1	0	0	259,353
17	Johnny Parsons Jr.	141	3	17th	12th	242	0	0	0	237,203
18	Scott Brayton	111	2	5th	15th	175	0	0	0	213,500
19	Dave Kudrave	80	2	18th	10th	172	0	0	0	78,250
20	Jim Guthrie	74	2	18th	15th	259	0	0	0	206,453
	Michel Jourdain Jr.	74	2	8th	13th	208	1	0	0	226,653
22	Fermin Velez	60	2	15th	19th	139	0	0	0	210,653
23	Eliseo Salazar	58	1	3rd	6th	197	0	0	0	236,653
24	Johnny Unser	56	2	16th	9th	185	1	0	0	188,203
25	Stan Wattles	44	1	8th	13th	144	0	1	2	50,000
26	Davy Jones	33	1	2nd	2nd	200	1	1	46	632,503
27	Paul Durant	32	2	16th	22nd	10	0	0	0	159,153
28	Alessandro Zampedri	31	1	7th	4th	199	0	1	20	270,853
29	Danny Ongais	28	1	33rd	7th	197	1	0	0	228,253
30	Hideshi Matsuda	27	1	30th	8th	197	1	0	0	233,953
31	Racin Gardner	20	1	25th	25th	76	0	0	0	149,853
	Scott Harrington	20	1	32nd	15th	150	0	0	0	190,753
33	Mark Dismore	16	1	14th	19th	129	0	0	0	161,253
34	Joe Gosek	13	1	31st	22nd	106	0	0	0	169,653
35	Brad Murphey	12	1	26th	23rd	91	0	0	0	177,853
36	Marco Greco	9	1	22nd	26th	64	0	0	0	153,303
<b>Total: \$10,273,600</b>										

Note: Total Season Earnings include season-ending contingency awards.

## WINS

1	Buzz Calkins	1
	Buddy Lazier	1
	Arie Luyendyk	1

## POLES

1	Buddy Lazier	1
	Arie Luyendyk	1
	Scott Brayton	1



## 1996 IRL Driver Index – Starts/Finishes

DRIVER	1		2		3	
	WDWS	ST/FN	PHX	ST/FN	IMS	ST/FN
Michele Alboreto	14	4	21	8	12	30
Scott Brayton	10	15	5	18	-	-
Robbie Buhl	13	3	11	13	23	9
Buzz Calkins	5	1	8	6	9	17
Eddie Cheever Jr.	20	10	-	-	4	11
Mark Dismore	-	-	-	-	14	19
Paul Durant	-	-	16	22	24	32
Racin Gardner	-	-	-	-	25	25
Joe Gosek	-	-	-	-	31	22
Marco Greco	-	-	-	-	22	26
Stephan Gregoire	9	16	12	7	13	27
Mike Groff	12	6	7	3	11	20
Roberto Guerrero	2	5	3	16	6	5
Jim Guthrie	-	-	18	15	19	18
Davey Hamilton	6	12	9	17	10	12
Scott Harrington	-	-	-	-	32	15
Richie Hearn	19	19	2	4	15	3
Davy Jones	-	-	-	-	2	2
Michel Jourdain Jr.	-	-	14	20	8	13
Dave Kudrave	18	20	20	10	-	-
Buddy Lazier	1	17	-	-	5	1
Arie Luyendyk	3	14	1	1	20	16
Hideshi Matsuda	-	-	-	-	30	8
Brad Murphy	-	-	-	-	26	23
Johnny O'Connell	15	7	10	5	29	29
Danny Ongais	-	-	-	-	33	7
Johnny Parsons Jr.	17	18	17	12	27	28
John Paul Jr.	16	9	13	14	17	31
Eliseo Salazar	-	-	-	-	3	6
Scott Sharp	4	11	6	2	21	10
Lyn St. James	11	8	22	21	18	14
Tony Stewart	7	2	4	11	1	24
Johnny Unser	-	-	19	9	16	33
Fermin Velez	-	-	15	19	28	21
Stan Wattles	8	13	-	-	-	-
Alessandro Zampedri	-	-	-	-	7	4

See page 84 for Track Key

## 1996 CART Driver Performance Chart

Rank	Driver	Points	Starts	Running at Finish	Top Finish	Laps Led	Times Led	Laps Completed (2,005)	Miles Completed (3,662.839)	Earnings
1	Jimmy Vasser	154	16	16	1	162	12	1990	3637.606	\$3,071,500
2	Michael Andretti	132	16	10	1	281	10	1571	2777.955	1,386,750
3	Alex Zanardi (R)	132	16	10	1	610	26	1563	2838.807	1,408,250
4	Al Unser Jr.	125	16	13	2	125	5	1967	3581.396	987,000
5	Christian Fittipaldi	110	16	13	2	80	3	1913	3494.381	913,750
6	Gil de Ferran	104	16	11	1	172	6	1741	3105.203	894,000
7	Bobby Rahal	102	16	12	2	1	1	1618	2867.994	870,500
8	Bryan Herta	86	16	13	2	41	2	1839	3327.557	647,250
9	Greg Moore (R)	84	16	9	2	73	8	1691	3008.895	789,750
10	Scott Pruett	82	16	11	2	12	4	1613	2895.096	804,500
11	André Ribeiro	76	16	9	1	166	6	1759	3167.517	675,250
12	Adrián Fernández	71	15	13	1	17	2	1602	2822.055	409,750
13	Paul Tracy	60	14	8	3	214	5	1342	2296.901	588,000
14	Mauricio Gugelmin	53	16	10	2	12	3	1625	2898.054	742,500
15	Stefan Johansson	43	16	8	4	0	0	1605	3040.480	592,500
16	Mark Blundell (R)	41	13	9	5	0	0	1386	2574.251	475,750
17	Parker Johnstone	33	15	7	2	35	2	1597	2878.186	284,000
18	Robby Gordon	29	16	9	3	2	1	1669	2995.048	583,000
19	Emerson Fittipaldi	29	12	5	4	0	0	1191	1879.116	430,000
20	Eddie Lawson (R)	26	11	9	6	0	0	1282	2118.777	398,250
21	Roberto Moreno	25	15	7	3	2	1	1334	2455.578	474,500
22	Raul Boesel	17	16	5	7	0	0	1368	2479.844	511,250
23	Juan Manuel Fangio II	5	16	7	8	0	0	1299	2436.455	200,750
24	Jan Magnussen (R)	5	4	2	8	0	0	212	448.821	112,500
25	Scott Goodyear	5	4	4	9	0	0	400	708.153	94,000
26	P.J. Jones (R)	4	10	5	9	0	0	792	1428.293	64,500
27	Max Papis (R)	4	3	1	9	0	0	129	376.332	57,500
28	Hiro Matsushita	3	16	7	10	0	0	1261	2544.520	472,000
29	Richie Hearn (R)	3	3	2	10	0	0	233	432.010	28,760
30	Eliseo Salazar	2	4	4	11	0	0	603	1036.650	38,500
31	Davy Jones	1	5	4	12	0	0	515	1066.007	151,000
32	Marco Greco	1	2	1	12	0	0	195	341.912	14,250
33	Carlos Guerrero	0	3	1	14	0	0	255	482.216	45,750
34	Mike Groff	0	1	1	14	0	0	192	192.000	32,500
35	Jeff Krosnoff (R)	0	11	4	15	0	0	1060	1724.955	355,750
36	Teo Fabi	0	2	1	16	0	0	274	324.740	63,000
37	Michel Jourdain Jr. (R)	0	5	1	16	0	0	384	543.653	11,750
38	Dennis Vitolo	0	1	0	17	0	0	87	138.330	11,500
39	Gary Bettenhausen	0	1	0	21	0	0	79	158.000	75,000
40	Fredrik Ekblom (R)	0	1	0	25	0	0	11	22.000	75,000

(R) – Rookie

Notes: Tracy started from the pole position at Milwaukee based on practice times after qualifying was rained out. Tracy was officially credited with winning the pole, but did not earn a championship point for the position.

17 different drivers recorded podium finishes, tying a record established in 1995

## WINS

1	Michael Andretti.....	5
2	Jimmy Vasser .....	4
3	Alex Zanardi (R) .....	3
4	André Ribeiro.....	2
5	Gil de Ferran.....	1
	Adrián Fernández.....	1

## POLES

1	Alex Zanardi (R) .....	6
2	Jimmy Vasser .....	4
3	Paul Tracy .....	3
4	Gil de Ferran.....	1
	Scott Pruett.....	1
	André Ribeiro.....	1

## 1996 CART Driver Index (RACES 1-12 of 16) – Starts/Finishes

DRIVER	1 HMS ST/FN	2 RIO ST/FN	3 AUS ST/FN	4 LB ST/FN	5 NAZ ST/FN	6 MICH ST/FN	7 MIL ST/FN	8 BI ST/FN	9 PORT ST/FN	10 CLE ST/FN	11 TOR ST/FN	12 MICH ST/FN
Michael Andretti	10 9	15 22	5 19	12 7	5 1	11 23	5 1	9 1	6 11	13 19	10 22	12 22
Gary Bettenhausen	- -	- -	- -	- -	- -	27 21	- -	- -	- -	- -	- -	- -
Mark Blundell (R)	19 17	18 27	- -	- -	- -	19 5	9 22	15 5	21 8	15 11	16 11	21 6
Raul Boesel	17 14	26 7	15 13	16 16	11 21	10 24	8 26	18 8	17 28	17 26	19 24	15 17
Gil de Ferran	2 2	7 10	12 11	1 5	17 23	13 9	6 9	7 3	9 2	7 1	9 18	16 19
Fredrik Ekblom (R)	- -	- -	- -	- -	- -	23 25	- -	- -	- -	- -	- -	- -
Teo Fabi	- -	- -	- -	19 18	19 16	- -	- -	- -	- -	- -	- -	- -
Juan Manuel Fangio II	26 21	24 17	23 15	26 25	25 25	26 22	23 19	24 18	24 14	25 13	27 28	23 14
Adrian Fernandez	16 11	8 14	10 23	13 6	18 10	DNS	17 11	3 4	13 12	6 6	3 1	6 20
Christian Fittipaldi	15 6	27 5	6 5	10 21	10 9	12 12	3 6	6 2	11 3	10 7	14 7	19 10
Emerson Fittipaldi	12 13	13 11	18 25	14 20	2 4	8 10	2 4	17 25	16 20	20 22	15 14	5 25
Scott Goodyear	22 12	DNS	- -	- -	- -	- -	- -	- -	- -	- -	23 19	- -
Robby Gordon	7 3	11 15	14 16	7 13	7 22	21 20	10 17	10 26	14 10	14 18	18 9	25 8
Marco Greco	24 25	23 12	- -	- -	- -	- -	- -	- -	- -	- -	- -	- -
Mike Groff	- -	- -	- -	- -	20 14	- -	- -	- -	- -	- -	- -	- -
Carlos Guerrero	21 20	17 20	21 14	- -	- -	- -	- -	- -	- -	- -	- -	- -
Mauricio Gugelmin	8 26	9 25	11 4	11 15	16 15	14 2	12 15	19 16	10 16	9 21	17 12	13 3
Bryan Herta	11 10	16 13	17 17	17 12	12 11	3 15	4 14	16 13	4 26	3 5	12 6	11 2
Richie Hearn (R)	- -	- -	- -	22 10	- -	- -	- -	- -	- -	- -	26 25	- -
Stefan Johansson	18 19	21 23	20 6	20 19	14 19	22 16	20 27	22 7	19 9	19 12	21 17	14 5
Parker Johnstone	DNS	5 16	7 24	6 2	22 20	16 11	19 16	4 14	15 5	18 25	6 26	10 18
Davy Jones	- -	- -	- -	- -	- -	- -	- -	- -	- -	- -	- -	17 12
P.J. Jones (R)	- -	- -	- -	- -	- -	- -	27 24	25 9	27 24	26 23	25 20	24 16
Michel Jourdain Jr. (R)	- -	- -	- -	27 23	- -	- -	24 23	DNS	25 22	- -	- -	- -
Jeff Krosnoff	25 22	22 26	24 18	23 26	23 18	24 18	22 18	21 15	23 17	24 16	20 16	- -
Eddie Lawson (R)	20 15	19 21	22 7	24 9	21 17	18 6	25 20	23 6	20 15	21 24	24 15	- -
Jan Magnussen (R)	- -	- -	- -	- -	- -	- -	- -	- -	- -	- -	- -	- -
Hiro Matsushita	23 18	20 24	25 10	25 28	26 26	25 14	28 28	26 19	26 21	23 17	28 27	20 15
Greg Moore (R)	6 7	4 18	8 3	8 22	13 2	17 13	18 5	14 20	8 25	4 3	5 4	3 17
Roberto Moreno	DNS	14 9	19 12	18 8	24 24	20 3	21 25	13 23	22 19	22 14	22 23	22 23
Max Papis (R)	- -	- -	- -	- -	- -	- -	- -	- -	- -	- -	- -	- -
Scott Pruett	4 4	10 3	2 2	5 11	4 8	9 26	15 12	1 10	2 23	12 8	4 10	7 13
Bobby Rahal	5 5	6 6	13 20	21 14	8 6	15 19	13 7	8 21	18 6	11 15	8 3	9 24
Andre Ribeiro	9 16	3 1	9 8	15 27	15 12	6 4	16 8	2 24	5 7	5 20	1 21	8 1
Eliseo Salazar	- -	- -	- -	- -	- -	- -	26 21	- -	28 18	- -	- -	18 11
Paul Tracy	1 23	25 19	4 22	4 4	1 5	7 7	1 3	11 17	7 27	8 9	13 5	DNS
Al Unser Jr.	13 8	12 2	16 9	9 3	6 3	5 8	11 2	12 22	12 4	16 4	7 13	4 4
Jimmy Vasser	3 1	2 8	1 1	3 1	3 7	1 1	14 10	20 12	3 13	1 10	11 8	1 9
Dennis Vitolo	- -	- -	- -	28 17	- -	- -	- -	- -	- -	- -	- -	- -
Alex Zanardi (R)	14 24	1 4	3 21	2 24	9 13	4 17	7 13	5 11	1 1	2 2	2 2	2 21

▼ RACES 13-16 CONTINUED ON NEXT PAGE ▼

(R) – Rookie; DNS – Did not start

See page 84 for Track Key

**1996 CART Driver Index (RACES 13-16 of 16) – Starts/Finishes** *(continued)*

DRIVER	13		14		15		16	
	M-O	ST/FN	RA	ST/FN	VAN	ST/FN	LAG	ST/FN
Michael Andretti	4	3	3	1	2	1	11	9
Gary Bettenhausen	-	-	-	-	-	-	-	-
Mark Blundell (R)	13	10	13	20	17	12	4	24
Raul Boesel	11	22	17	14	16	23	22	20
Gil de Ferran	14	17	2	25	10	4	14	25
Fredrik Ekblom (R)	-	-	-	-	-	-	-	-
Teo Fabi	-	-	-	-	-	-	-	-
Juan Manuel Fangio II	22	20	24	8	20	19	28	28
Adrian Fernandez	8	6	14	13	11	8	20	11
Christian Fittipaldi	5	7	4	16	14	3	8	10
Emerson Fittipaldi	-	-	-	-	-	-	-	-
Scott Goodyear	-	-	-	-	23	9	27	18
Robby Gordon	17	18	15	17	15	10	15	15
Marco Greco	-	-	-	-	-	-	-	-
Mike Groff	-	-	-	-	-	-	-	-
Carlos Guerrero	-	-	-	-	-	-	-	-
Mauricio Gugelmin	12	26	5	21	9	24	3	5
Bryan Herta	3	4	6	5	4	6	2	2
Richie Hearn (R)	-	-	-	-	-	-	24	17
Stefan Johansson	20	11	21	4	21	17	19	21
Parker Johnstone	16	12	20	11	18	11	12	13
Davy Jones	23	16	19	24	22	14	21	14
P.J. Jones (R)	24	25	25	18	25	13	29	27
Michel Jourdain Jr. (R)	-	-	-	-	24	16	25	26
Jeff Krosnoff	-	-	-	-	-	-	-	-
Eddie Lawson (R)	-	-	-	-	-	-	-	-
Jan Magnussen (R)	18	14	10	26	19	22	16	8
Hiro Matsushita	25	19	26	15	27	15	26	23
Greg Moore (R)	7	9	11	23	13	25	6	6
Roberto Moreno	21	23	22	22	26	27	23	12
Max Papis (R)	19	24	23	9	-	-	17	22
Scott Pruett	6	21	16	7	12	20	10	3
Bobby Rahal	9	5	9	2	3	2	9	7
Andre Ribeiro	10	8	18	19	8	21	7	19
Eliseo Salazar	26	15	-	-	-	-	-	-
Paul Tracy	-	-	8	12	6	18	18	29
Al Unser Jr.	15	13	12	10	7	5	13	16
Jimmy Vasser	2	2	7	6	5	7	5	4
Dennis Vitolo	-	-	-	-	-	-	-	-
Alex Zanardi (R)	1	1	1	3	1	26	1	1

▲ RACES 1-12 SHOWN ON PREVIOUS PAGE ▲

(R) – Rookie; DNS – Did not start

See page 84 for Track Key

## 1995 CART Driver Performance Chart

Rank	Driver	Points	Starts	Running at Finish	Top Finish	Laps Led	Times Led	Laps Completed (2,194)	Miles Completed (3,815.746)	Earnings
1	Jacques Villeneuve	172	17	14	1	280	18	2042	3525.070	\$2,996,269
2	Al Unser Jr.	161	16	13	1	419	15	1828	2906.009	1,369,000
3	Bobby Rahal	128	17	13	2	2	2	1999	3470.702	1,390,017
4	Michael Andretti	123	17	9	1	478	21	1700	2715.852	1,143,303
5	Robby Gordon	121	16	12	1	69	5	1842	3067.461	1,235,667
6	Paul Tracy	115	17	9	1	91	10	1443	2570.423	1,012,953
7	Scott Pruett	112	17	13	1	66	8	1918	3431.163	718,703
8	Jimmy Vasser	92	17	10	2	20	2	1726	3101.133	940,003
9	Teo Fabi	83	17	13	3	103	7	2065	3565.854	991,603
10	Mauricio Gugelmin	80	17	14	2	70	6	2027	3461.214	1,022,667
11	Emerson Fittipaldi	67	16	9	1	116	5	1690	2765.566	590,750
12	Adrián Fernández	66	17	12	3	0	0	1843	3264.968	782,903
13	Stefan Johansson	60	17	11	3	6	1	1800	3300.265	749,453
14	Gil de Ferran (R)	56	17	7	1	127	7	1707	2793.107	800,453
15	Christian Fittipaldi (R)	54	17	10	2	10	1	1918	3230.443	1,109,918
16	Raul Boesel	48	16	11	5	2	1	1840	3082.182	724,303
17	André Ribeiro (R)	38	17	7	1	164	5	1411	2506.611	434,253
18	Eddie Cheever	33	15	7	4	40	2	1378	2257.319	603,103
19	Danny Sullivan	32	13	8	5	0	0	1382	2541.401	589,453
20	Bryan Herta	30	17	7	2	30	2	1554	2816.509	675,653
21	Eliseo Salazar	19	16	11	4	0	0	1811	3093.299	790,417
22	Alessandro Zampedri	15	17	13	8	0	0	1891	3261.756	680,153
23	Eric Bachelart	8	11	5	7	0	0	727	1378.307	438,253
24	Juan Manuel Fangio II (R)	6	4	3	7	0	0	368	588.438	128,250
25	Christian Danner	6	2	1	7	0	0	125	238.110	22,500
26	Arie Luyendyk	6	2	1	7	7	1	271	571.000	247,417
27	Parker Johnstone	6	7	4	11	52	2	469	1063.731	77,250
28	Hiro Matsushita	5	16	12	10	0	0	1637	3014.383	649,053
29	Marco Greco	2	11	7	11	0	0	999	1720.836	115,250
30	Carlos Guerrero	2	14	9	11	0	0	1199	1916.475	421,353
31	Dean Hall	2	5	5	12	0	0	629	868.748	163,250
32	Scott Goodyear	1	3	3	12	42	7	375	837.944	273,153
33	Roberto Guerrero	1	2	2	12	0	0	388	685.000	192,953
34	Scott Brayton	1	1	1	17	0	0	190	475.000	306,503
35	Buddy Lazier	0	7	3	14	0	0	803	1234.440	261,653
36	Hideshi Matsuda	0	1	1	15	0	0	194	485.000	200,503
37	Franck Fréon	0	1	1	15	0	0	103	163.770	32,000
38	Hubert Stromberger	0	1	1	16	0	0	49	196.000	11,750
39	Lyn St. James	0	3	1	17	0	0	372	560.000	189,750
40	Mimmo Schiattarella (R)	0	2	2	18	0	0	174	337.713	11,250
41	Dennis Vitolo	0	1	0	18	0	0	55	100.595	11,250
42	Fredrik Ekblom (R)	0	1	1	19	0	0	82	181.548	31,000
43	Davy Jones	0	1	0	23	0	0	161	402.500	182,303
44	Scott Sharp	0	1	0	26	0	0	74	185.000	158,003
45	Brian Till	0	1	0	26	0	0	26	44.278	20,000
46	Stan Fox	0	1	0	30	0	0	0	0.000	143,603

(R) – Rookie

Note: A record 17 different drivers recorded podium finishes

## WINS

1	Al Unser Jr.	4
	Jacques Villeneuve	4
3	Robby Gordon	2
	Paul Tracy	2
5	Emerson Fittipaldi	1
	Michael Andretti	1
	Scott Pruett	1
	André Ribeiro (R)	1
	Gil de Ferran (R)	1

## POLES

1	Jacques Villeneuve	6
2	Michael Andretti	3
3	Robby Gordon	2
4	Teo Fabi	1
	Bryan Herta	1
	André Ribeiro (R)	1
	Gil de Ferran (R)	1
	Scott Brayton	1
	Parker Johnstone	1

## 1995 CART Driver Index (RACES 1-12 of 17) – Starts/Finishes

DRIVER	1 BCP ST/FN	2 AUS ST/FN	3 PHX ST/FN	4 LB ST/FN	5 NAZ ST/FN	6 IMS ST/FN	7 MIL ST/FN	8 DET ST/FN	9 PORT ST/FN	10 RA ST/FN	11 TOR ST/FN	12 CLV ST/FN
Michael Andretti	1 20	1 9	5 2	1 9	5 22	4 25	4 3	6 4	10 4	3 27	6 1	10 7
Eric Bachelart	24 19	16 22	26 18	22 7	- -	26 28	- -	25 23	26 19	25 11	24 22	22 21
Ross Bentley	- -	- -	- -	- -	- -	- -	- -	- -	- -	- -	- -	- -
Raul Boesel	3 6	21 8	8 6	13 16	8 10	22 20	8 11	DNS	11 5	4 22	16 6	9 20
Scott Brayton	- -	- -	- -	- -	- -	1 17	- -	- -	- -	- -	- -	- -
Eddie Cheever	22 14	17 7	18 14	18 4	21 5	14 31	17 26	20 25	19 25	22 17	20 11	21 22
Christian Danner	21 7	- -	- -	- -	- -	- -	- -	23 22	- -	- -	- -	- -
Fredrik Ekblom (R)	- -	- -	- -	- -	- -	- -	- -	- -	- -	- -	- -	- -
Teo Fabi	18 16	5 13	16 7	7 3	16 7	15 8	1 4	3 7	13 23	8 9	3 4	4 19
Juan Manuel Fangio II (R)	- -	- -	- -	- -	- -	- -	- -	- -	- -	- -	- -	- -
Adrian Fernandez	17 11	12 26	12 12	16 18	9 9	25 21	9 10	7 6	14 9	15 6	15 7	18 12
Gil de Ferran (R)	4 25	6 16	10 11	3 27	18 19	19 29	18 8	16 16	6 10	2 21	11 16	1 14
Christian Fittipaldi (R)	7 5	14 25	19 10	12 14	17 20	27 2	13 7	13 17	5 12	9 8	12 9	16 24
Emerson Fittipaldi	16 24	4 18	2 3	9 20	4 1	DNQ	2 23	17 10	15 21	21 15	17 10	17 25
Franck Freon	- -	- -	- -	26 15	- -	- -	- -	- -	- -	- -	- -	- -
Stan Fox	- -	- -	- -	- -	- -	11 30	- -	- -	- -	- -	- -	- -
Scott Goodyear	- -	- -	- -	- -	- -	3 14	- -	- -	- -	- -	- -	- -
Robby Gordon	14 13	15 14	9 1	14 22	1 4	7 5	6 5	1 1	16 8	16 26	7 5	8 6
Marco Greco	- -	- -	- -	23 13	26 21	- -	- -	21 13	22 11	24 23	25 20	26 15
Carlos Guerrero	- -	- -	- -	19 11	25 14	29 33	20 15	28 21	20 24	28 19	23 24	25 17
Roberto Guerrero	- -	- -	25 16	- -	- -	13 12	- -	- -	- -	- -	- -	- -
Mauricio Gugelmin	2 2	10 4	11 13	5 5	12 17	6 6	10 14	11 15	4 7	18 24	14 12	12 23
Dean Hall	26 12	25 12	22 17	28 17	24 16	- -	- -	- -	- -	- -	- -	- -
Bryan Herta	20 10	18 15	1 20	15 26	11 23	33 13	23 24	18 27	8 26	10 14	19 27	3 2
Stefan Johansson	13 22	7 17	13 24	24 6	13 3	31 16	15 21	12 11	12 6	17 10	18 14	20 8
Parker Johnstone	- -	- -	- -	- -	- -	- -	- -	27 19	- -	13 12	- -	19 11
Davy Jones	- -	- -	- -	- -	- -	32 23	- -	- -	- -	- -	- -	- -
Buddy Lazier	- -	24 21	- -	- -	20 25	23 27	24 18	- -	- -	- -	27 15	- -
Arie Luyendyk	- -	- -	20 25	- -	- -	2 7	- -	- -	- -	- -	- -	- -
Hideshi Matsuda	- -	- -	- -	- -	- -	20 15	- -	- -	- -	- -	- -	- -
Hiro Matsushita	25 26	26 11	24 22	27 19	DNQ	10 10	22 19	26 14	24 17	26 13	26 19	23 13
Scott Pruett	10 4	11 3	6 9	10 2	10 8	8 19	12 12	5 3	17 13	7 7	4 25	7 16
Bobby Rahal	11 3	13 2	14 21	6 21	7 6	21 3	16 13	8 24	9 3	6 5	5 2	11 4
Andre Ribeiro (R)	15 21	22 23	15 26	21 12	6 11	12 18	5 25	19 18	20 14	12 4	9 13	5 27
Lyn St. James	- -	- -	- -	- -	- -	28 32	26 20	- -	- -	- -	- -	- -
Eiuseo Salazar	23 17	23 10	23 15	25 24	14 12	24 4	19 16	24 20	23 15	20 18	22 21	27 10
Mimmo Schiattarella (R)	- -	- -	- -	- -	- -	- -	- -	- -	- -	- -	- -	- -
Scott Sharp	- -	- -	- -	- -	- -	30 26	- -	- -	- -	- -	- -	- -
Hubert Stromberger	- -	- -	- -	- -	- -	- -	- -	- -	- -	27 16	- -	- -
Danny Sullivan	6 9	19 5	21 27	17 10	22 18	18 9	21 17	10 12	18 22	19 25	13 18	14 5
Brian Till	- -	- -	- -	- -	- -	- -	- -	- -	- -	- -	- -	- -
Paul Tracy	5 27	9 1	4 4	2 28	15 26	16 24	7 1	4 8	7 18	11 2	10 8	6 26
Al Unser Jr.	9 15	3 6	17 8	4 1	19 13	DNQ	3 2	2 5	3 1	5 28	8 26	13 18
Jimmy Vasser	12 8	8 24	7 23	8 23	2 24	9 22	14 9	14 2	2 2	14 3	2 17	15 3
Jacques Villeneuve	8 1	2 20	3 5	11 25	3 2	5 1	11 6	9 9	1 20	1 1	1 3	2 1
Dennis Vitolo	27 18	- -	- -	- -	- -	- -	- -	- -	- -	- -	- -	- -
Alessandro Zampedri	19 23	20 19	27 19	20 8	23 15	17 11	25 22	22 26	25 16	23 20	21 23	24 9

(R) – Rookie; DNS – Did not start; DNQ – Did not qualify; WD – Withdrawn due to injury

See page 84 for Track Key

▼ RACES 13-17 CONTINUED ON NEXT PAGE ▼

## 1995 CART Driver Index (RACES 13-17 of 17) – Starts/Finishes (continued)

DRIVER	13	14	15	16	17
	MICH ST/FN	M-O ST/FN	NHIS ST/FN	VAN ST/FN	LAG ST/FN
Michael Andretti	3 25	3 19	9 2	5 21	12 4
Eric Bachelart	- -	27 16	- -	- -	- -
Ross Bentley	- -	- -	- -	DNS	- -
Raul Boesel	14 24	13 20	13 18	20 10	13 12
Scott Brayton	- -	- -	- -	- -	- -
Eddie Cheever	18 19	23 10	18 17	- -	- -
Christian Danner	- -	- -	- -	- -	- -
Fredrik Ekblom (R)	- -	- -	- -	- -	21 19
Teo Fabi	2 4	16 17	2 12	6 19	4 9
Juan Manuel Fangio II (R)	- -	14 7	12 15	24 28	19 13
Adrian Fernandez	11 3	11 4	10 26	19 22	15 10
Gil de Ferran (R)	15 12	6 24	8 7	8 2	3 1
Christian Fittipaldi (R)	25 9	15 25	5 8	13 24	17 24
Emerson Fittipaldi	17 5	18 21	16 5	14 7	20 16
Franck Freon	- -	- -	- -	- -	DNQ
Stan Fox	- -	- -	- -	- -	- -
Scott Goodyear	- -	19 12	- -	4 14	- -
Robby Gordon	WD	5 8	4 9	7 3	16 15
Marco Greco	- -	22 22	21 20	27 25	23 23
Carlos Guerrero	19 26	25 18	22 16	23 15	22 18
Roberto Guerrero	- -	- -	- -	- -	- -
Mauricio Gugelmin	6 11	4 6	7 11	11 20	6 3
Dean Hall	- -	- -	- -	- -	- -
Bryan Herta	7 15	2 5	11 19	15 16	2 25
Stefan Johansson	21 6	17 23	24 25	17 4	18 14
Parker Johnstone	1 22	20 28	- -	22 11	10 17
Davy Jones	- -	- -	- -	- -	- -
Buddy Lazier	20 14	- -	23 21	- -	- -
Arie Luyendyk	- -	- -	- -	- -	- -
Hideshi Matsuda	- -	- -	- -	- -	- -
Hiro Matsushita	26 20	26 15	26 22	26 17	26 22
Scott Pruett	12 1	21 11	3 24	10 6	5 5
Bobby Rahal	16 8	9 26	20 10	3 5	11 7
Andre Ribeiro (R)	10 21	12 27	1 1	16 23	9 26
Lyn St. James	22 17	- -	- -	- -	- -
Eliseo Salazar	23 18	24 13	25 13	21 13	DNQ
Mimmo Schiattarella (R)	- -	- -	- -	28 18	25 21
Scott Sharp	- -	- -	- -	- -	- -
Hubert Stromberger	- -	DNS	- -	- -	- -
Danny Sullivan	9 16	- -	- -	- -	- -
Brian Till	- -	- -	- -	25 26	- -
Paul Tracy	8 23	7 2	14 23	12 8	8 2
Al Unser Jr.	13 2	8 1	17 3	9 1	14 6
Jimmy Vasser	5 7	10 9	6 6	2 27	7 8
Jacques Villeneuve	4 10	1 3	15 4	1 12	1 11
Dennis Vitolo	- -	- -	- -	- -	- -
Alessandro Zampedri	24 13	28 14	19 14	18 9	24 20

▲ RACES 1-12 SHOWN ON PREVIOUS PAGE ▲

(R) – Rookie; DNS – Did not start; DNQ – Did not qualify; WD – Withdrawn due to injury

See page 84 for Track Key

## 1994 CART Driver Performance Chart

Rank	Driver	Points	Starts	Running at Finish	Top Finish	Laps Led	Times Led	Laps Completed (2,083)	Miles Completed (3,601.062)	Earnings
1	Al Unser Jr.	225	16	12	1	677	31	1954	3358.862	\$3,535,813
2	Emerson Fittipaldi	178	16	11	1	404	19	1966	3368.019	1,604,163
3	Paul Tracy	152	16	9	1	503	16	1673	2855.638	1,267,862
4	Michael Andretti	118	16	9	1	166	4	1746	2922.498	1,135,063
5	Robby Gordon	104	16	12	2	59	5	1780	3047.470	1,037,063
6	Jacques Villeneuve (R)	94	15	11	1	22	3	1482	2742.430	1,101,463
7	Raul Boesel	90	16	11	2	120	3	1772	2905.430	881,612
8	Nigel Mansell	88	16	9	2	103	7	1522	2615.731	866,562
9	Teo Fabi	79	16	13	4	0	0	1781	3255.901	875,813
10	Bobby Rahal	59	16	10	2	2	1	1460	2334.821	978,413
11	Stefan Johansson	57	16	10	4	0	0	1688	3034.986	710,613
12	Scott Goodyear	55	16	12	1	26	3	1719	2819.400	724,062
13	Adrián Fernández	46	16	11	5	1	1	1578	2594.620	676,112
14	Mario Andretti	45	16	8	3	0	0	1405	2428.793	664,762
15	Jimmy Vasser	42	16	8	4	0	0	1462	2299.172	753,163
16	Mauricio Gugelmin	39	16	10	5	0	0	1771	2993.375	694,563
17	Arie Luyendyk	34	15	8	2	0	0	1420	2631.761	621,412
18	Dominic Dobson	30	16	12	3	0	0	1619	2740.128	346,662
19	Mark Smith	17	14	9	5	0	0	1360	2226.274	130,250
20	Mike Groff	17	16	7	6	0	0	1216	1979.935	277,312
21	Scott Sharp (R)	14	16	10	9	0	0	1622	2893.182	322,913
22	Willy T. Ribbs	12	15	8	7	0	0	1396	2279.822	416,000
23	Bryan Herta (R)	11	5	4	9	0	0	605	1156.358	361,963
24	Andrea Montermini	10	3	3	7	0	0	260	545.942	73,750
25	Alessandro Zampedri (R)	9	10	4	7	0	0	659	1206.444	295,500
26	Hiro Matsushita	8	13	10	6	0	0	1481	2678.195	585,263
27	Eddie Cheever	5	8	3	8	0	0	595	1192.555	402,063
28	John Andretti	3	1	1	10	0	0	196	490.000	191,750
29	Marco Greco	2	14	8	11	0	0	1469	2273.492	567,762
30	Christian Danner	2	2	2	12	0	0	126	359.600	29,250
31	Davy Jones	1	3	2	12	0	0	321	435.645	97,750
32	Franck Fréon (R)	1	4	3	12	0	0	283	540.974	78,250
33	Brian Till	1	2	2	12	0	0	362	653.000	211,763
34	Robbie Groff (R)	0	2	1	13	0	0	199	352.050	27,500
35	Buddy Lazier	0	7	3	13	0	0	616	853.938	276,000
36	Parker Johnstone (R)	0	6	5	13	0	0	465	948.407	48,250
37	Stan Fox	0	1	0	13	0	0	193	482.500	186,313
38	Giovanni Lavaggi	0	2	1	15	0	0	61	224.428	92,000
39	Johnny Unser	0	1	1	15	0	0	185	195.730	92,000
40	Fredrik Ekblom (R)	0	1	1	15	0	0	76	159.600	12,000
41	Robbie Buhl	0	2	0	16	0	0	122	230.130	62,500
42	Mimmo Schiattarella (R)	0	2	1	16	0	0	112	236.480	11,750
43	Jeff Wood	0	4	0	17	0	0	255	524.317	151,500
44	Jeff Andretti	0	1	1	17	0	0	179	179.000	31,500
45	John Paul Jr.	0	2	1	18	0	0	266	399.500	180,062
46	Ross Bentley	0	5	1	19	0	0	348	645.587	262,000
47	Lyn St. James	0	1	1	19	0	0	170	425.000	161,212
48	Mauro Baldi (R)	0	1	1	19	0	0	80	179.050	31,000
49	Scott Brayton	0	1	0	20	0	0	116	290.000	177,112
50	Claude Bourbonnais (R)	0	5	0	21	0	0	228	416.884	0
51	Hideshi Matsuda (R)	0	1	0	24	0	0	90	225.000	150,362
52	Gary Brabham	0	1	0	24	0	0	10	27.950	0
53	Dennis Vitolo	0	1	0	26	0	0	89	222.500	143,862
54	Roberto Guerrero	0	1	0	33	0	0	20	50.000	143,912
55	Dave Kudrave	0	0	0	0	0	0	0	0.000	60,000

(R) – Rookie

## WINS

1	Al Unser Jr.	8
2	Paul Tracy	3
3	Michael Andretti	2
4	Emerson Fittipaldi	1
	Scott Goodyear	1
	Jacques Villeneuve (R)	1

## POLES

1	Al Unser Jr.	4
	Paul Tracy	4
3	Nigel Mansell	3
4	Robby Gordon	2
	Emerson Fittipaldi	2
6	Raul Boesel	1



## 1994 CART Driver Index (RACES 1-12 of 16) – Starts/Finishes

DRIVER	1 AUS ST/FN	2 PHX ST/FN	3 LB ST/FN	4 IMS ST/FN	5 MIL ST/FN	6 BI ST/FN	7 PORT ST/FN	8 CLV ST/FN	9 TOR ST/FN	10 MICH ST/FN	11 M-O ST/FN	12 NHIS ST/FN	
Jeff Andretti	-	-	27 17	-	-	-	-	-	-	-	-	-	
John Andretti	-	-	-	-	10 10	-	-	-	-	-	-	-	
Mario Andretti	19 3	4 21	6 5	9 32	13 14	9 18	16 9	9 27	10 4	5 18	15 10	5 19	
Michael Andretti	2 1	12 20	9 6	5 6	12 4	17 5	9 31	17 18	6 1	3 22	8 5	15 5	
Mauro Baldi (R)	-	-	-	-	-	-	-	-	-	-	27 19	-	
Ross Bentley	-	-	-	-	-	DNQ	DNS	31 22	30 29	30 19	27 19	DNS	24 22
Raul Boesel	20 27	5 8	7 4	2 21	1 8	14 28	12 23	19 6	17 12	2 9	17 8	2 4	
Claude Bourbonnais (R)	-	-	-	28 26	-	-	-	-	-	26 24	-	25 24	-
Gary Brabham	27 24	-	-	-	-	-	-	-	-	-	-	-	-
Scott Brayton	-	-	-	-	23 20	-	-	-	-	-	-	-	-
Robbie Buhl	24 20	-	-	26 16	-	-	-	-	-	-	-	-	-
Eddie Cheever	-	-	-	-	11 8	-	-	-	-	-	19 21	23 17	13 21
Christian Danner	-	-	-	-	-	-	16 12	-	-	-	-	-	-
Dominic Dobson	26 12	14 24	17 17	12 29	6 13	24 25	15 17	18 25	16 11	9 3	20 15	6 6	
Fredrik Eklom (R)	-	-	-	-	-	-	20 15	-	-	-	-	-	-
Teo Fabi	11 7	8 26	12 9	24 7	10 17	8 4	10 26	13 9	12 8	8 4	13 21	7 20	
Adrian Fernandez	4 13	16 10	19 8	26 28	26 16	12 23	14 10	14 7	11 13	13 23	14 6	8 8	
Emerson Fittipaldi	3 2	6 1	3 21	3 17	8 2	4 2	3 2	3 20	4 3	7 10	3 3	1 3	
Stan Fox	-	-	-	-	13 13	-	-	-	-	-	-	-	-
Franck Freon (R)	-	-	-	27 12	-	-	-	28 15	-	-	-	-	-
Scott Goodyear	17 10	10 11	15 19	33 30	5 22	21 11	19 28	15 14	18 10	12 1	11 22	21 11	
Robby Gordon	9 23	7 7	5 3	19 5	3 6	10 3	7 4	6 11	1 6	4 13	10 4	12 13	
Marco Greco	DNS	18 16	13 23	32 27	21 20	22 24	26 20	26 26	21 15	15 11	DNS	20 16	
Mike Groff	14 8	20 6	24 27	31 31	23 19	15 27	20 11	21 19	19 22	22 27	9 26	18 25	
Robbie Groff (R)	-	-	-	29 13	-	-	-	24 13	-	-	-	-	-
Roberto Guerrero	-	-	-	-	20 33	-	-	-	-	-	-	-	-
Mauricio Gugelmin	7 6	28 15	8 7	30 11	17 15	5 8	8 30	7 8	14 20	16 15	5 25	25 14	
Bryan Herta (R)	-	-	-	-	22 9	7 10	18 9	11 27	16 13	-	-	-	-
Stefan Johansson	12 5	15 4	10 10	27 15	14 26	11 22	13 8	8 5	7 14	6 14	21 12	9 23	
Parker Johnstone (R)	-	-	-	-	-	-	-	27 19	28 17	28 27	-	24 23	-
Davy Jones	25 19	17 12	25 14	-	-	-	-	-	-	-	-	-	-
David Kudrave	DNQ	DNS	DNS	-	-	-	-	-	-	-	-	-	-
Giovanni Lavaggi (R)	-	-	-	-	-	-	DNS	-	29 30	-	-	-	-
Buddy Lazier	DNS	25 13	30 29	-	-	24 18	27 17	29 24	-	-	21 24	DNS	DNS
Arie Luyendyk	15 25	19 22	16 11	8 18	18 21	13 19	25 14	22 21	24 31	26 2	28 13	DNS	DNS
Nigel Mansell	1 9	3 3	4 2	7 22	9 5	1 21	2 5	4 2	2 23	1 26	4 7	3 18	-
Hideshi Matsuda (R)	-	-	-	-	14 24	-	-	-	-	-	-	-	-
Hiro Matsushita	23 15	21 27	DNS	18 14	25 23	DNS	30 21	25 15	29 18	20 6	26 18	19 17	-
Andrea Montermini	DNS	-	-	-	-	-	-	-	24 16	13 7	25 9	-	-
John Paul Jr.	-	-	23 18	-	30 25	-	-	-	-	-	-	-	-
Bobby Rahal	16 26	22 14	11 30	28 3	19 7	6 6	17 12	10 28	9 2	24 28	7 27	17 9	-
Willy T. Ribbs	22 18	24 28	22 18	-	-	20 25	28 16	23 25	27 12	27 21	23 7	22 28	22 10
Mimmo Schiattarella	-	-	-	-	-	-	-	-	-	23 26	-	16 16	-
Scott Sharp (R)	18 11	13 9	21 28	17 16	15 12	26 13	18 18	20 24	20 16	18 12	18 11	16 24	-
Mark Smith	13 21	DNS	18 25	-	-	22 24	23 14	22 16	12 22	22 30	25 5	19 20	14 12
Lyn St. James	-	-	-	-	6 19	-	-	-	-	-	-	-	-
Brian Till	-	-	26 19	-	21 12	-	-	-	-	-	-	-	-
Paul Tracy	6 16	1 23	1 20	25 23	2 3	3 1	4 3	2 3	5 5	11 16	2 2	4 2	-
Al Unser Jr.	5 14	9 2	2 1	1 1	11 1	2 10	1 1	1 1	3 29	14 8	1 1	10 1	-
Johnny Unser	-	-	DNS	DNS	-	-	DNQ	-	-	-	-	-	23 15
Jimmy Vasser	10 4	11 5	23 24	16 4	16 11	19 20	6 32	11 31	8 25	17 25	12 14	11 7	-
Jacques Villeneuve (R)	8 17	2 25	14 15	4 2	4 9	7 7	5 6	5 4	15 9	10 20	6 9	DNS	-
Dennis Vitolo	-	-	-	-	15 26	-	-	-	-	-	-	-	-
Jeff Wood	-	-	-	-	-	-	DNS	32 29	31 23	31 28	28 17	DNS	DNQ
Aless. Zampedri (R)	21 22	-	-	20 22	-	-	25 26	21 7	23 10	25 17	DNQ	-	-

▶ RACES 13-16 CONTINUED ON NEXT PAGE ▶

(R) – Rookie; DNS – Did not start; DNQ – Did not qualify

See page 84 for Track Key

## 1994 CART Driver Index (RACES 13-16 of 16) – Starts/Finishes (continued)

DRIVER	13 VAN ST/FN	14 RA ST/FN	15 NAZ ST/FN	16 LAG ST/FN
Jeff Andretti	- -	- -	- -	- -
John Andretti	- -	- -	- -	- -
Mario Andretti	10 11	7 16	5 25	12 19
Michael Andretti	3 3	20 17	19 9	11 28
Mauro Baldi (R)	- -	- -	- -	- -
Ross Bentley	DNS	DNS	DNS	DNS
Raul Boesel	20 23	10 6	6 4	8 2
Claude Bourbonnais (R)	24 21	23 30	- -	- -
Gary Brabham	- -	- -	- -	- -
Scott Brayton	- -	- -	- -	- -
Robbie Buhl	- -	- -	- -	- -
Eddie Cheever	17 17	11 27	23 24	17 25
Christian Danner	- -	21 12	- -	- -
Dominic Dobson	19 17	12 11	16 19	14 10
Fredrik Ekblom (R)	- -	- -	- -	- -
Teo Fabi	5 18	15 4	9 6	7 5
Adrian Fernandez	11 22	6 5	11 21	16 7
Emerson Fittipaldi	12 9	9 3	1 3	9 4
Stan Fox	- -	- -	- -	- -
Franck Freon (R)	- -	30 29	- -	27 18
Scott Goodyear	4 4	14 7	21 8	21 27
Robby Gordon	1 2	5 25	4 23	5 13
Marco Greco	23 16	29 21	24 17	28 24
Mike Groff	21 14	18 20	20 11	24 15
Robbie Groff (R)	- -	- -	- -	- -
Roberto Guerrero	- -	- -	- -	- -
Mauricio Gugelmin	13 5	25 19	14 10	19 22
Bryan Herta (R)	- -	- -	- -	- -
Stefan Johansson	7 26	19 8	10 5	6 12
Parker Johnstone (R)	25 13	- -	- -	26 17
Davy Jones	- -	- -	- -	- -
David Kudrave	- -	- -	- -	- -
Giovanni Lavaggi (R)	- -	28 15	- -	DNS
Buddy Lazier	27 27	- -	DNS	- -
Arie Luyendyk	18 6	17 22	15 26	10 6
Nigel Mansell	2 10	3 13	3 22	3 8
Hideshi Matsuda (R)	- -	- -	- -	- -
Hiro Matsushita	DNS	27 14	22 16	22 23
Andrea Montermini	- -	- -	- -	25 29
John Paul Jr.	- -	- -	- -	- -
Bobby Rahal	15 7	16 9	13 14	18 29
Willy T. Ribbs	26 25	24 24	25 18	23 11
Mimmo Schiattarella	DNS	- -	- -	- -
Scott Sharp (R)	14 12	13 10	17 15	20 21
Mark Smith	16 8	8 26	8 12	13 14
Lyn St. James	- -	- -	- -	- -
Brian Till	- -	- -	- -	- -
Paul Tracy	6 20	1 18	2 1	1 1
Al Unser Jr.	8 1	4 2	18 2	4 20
Johnny Unser	- -	- -	- -	- -
Jimmy Vasser	22 15	22 28	12 13	15 26
Jacques Villeneuve (R)	9 24	2 1	7 7	2 3
Dennis Vitolo	- -	- -	- -	- -
Jeff Wood	- -	- -	DNQ	DNQ
Aless. Zampedri (R)	28 28	26 23	26 20	29 16

▲ RACES 1-12 SHOWN ON PREVIOUS PAGE ▲

(R) – Rookie; DNS – Did not start; DNQ – Did not qualify

See page 84 for Track Key

## 1993 CART Driver Performance Chart

Rank	Driver	Points	Starts	Running at Finish	Top Finish	Laps Led	Times Led	Laps Completed (2,112)	Miles Completed (3,658.902)	Earnings
1	Nigel Mansell (R)*	191	15	12	1	603	21	1839	3320.632	\$2,526,953
2	Emerson Fittipaldi	183	16	14	1	270	15	2024	3511.484	2,575,554
3	Paul Tracy	157	16	9	1	756	22	1657	2754.145	1,422,253
4	Bobby Rahal	133	15	13	2	58	2	1673	2792.404	858,250
5	Raul Boesel	132	16	14	2	103	4	2013	3543.352	1,163,653
6	Mario Andretti	117	16	13	1	139	10	1995	3518.445	1,111,453
7	Al Unser Jr.	100	16	12	1	55	2	1877	3278.285	932,503
8	Arie Luyendyk	90	16	11	2	15	4	1681	3075.022	1,294,053
9	Scott Goodyear	86	16	10	2	53	5	1832	3331.380	920,203
10	Robby Gordon	84	15	10	2	7	3	1764	3085.111	796,203
11	Teo Fabi	64	16	13	4	0	0	1909	3265.666	753,453
12	Danny Sullivan	43	15	9	1	30	1	1216	1973.524	630,703
13	Stefan Johansson	43	15	7	3	0	0	1219	2208.079	656,020
14	Roberto Guerrero	39	13	6	4	0	0	1382	2283.167	544,303
15	Scott Brayton	36	16	11	6	0	0	1643	2969.495	729,003
16	Jimmy Vasser	30	12	8	3	0	0	1305	2131.238	343,503
17	Eddie Cheever	21	9	6	6	0	0	777	1562.898	422,653
18	Andrea Montermini (R)	12	4	1	4	0	0	128	257.391	127,500
19	Scott Pruett	12	6	3	7	0	0	482	756.640	57,500
20	Willy T. Ribbs	9	13	10	10	0	0	1485	2608.714	281,653
21	Robbie Buhl (R)	8	10	5	6	0	0	871	1369.510	296,750
22	Mark Smith (R)	8	12	5	9	0	0	872	1470.273	336,000
23	Mike Groff	8	6	2	9	1	1	599	956.302	70,250
24	Adrián Fernández (R)	7	5	2	7	0	0	322	527.638	57,250
25	Brian Till	7	8	5	9	0	0	777	1286.951	231,750
26	Hiro Matsushita	7	16	15	10	0	0	1979	3444.550	634,253
27	Dave Kudrave (R)	6	7	3	8	0	0	859	1191.504	208,250
28	Olivier Grouillard (R)	4	11	8	11	0	0	1167	1937.962	115,000
29	John Andretti	3	1	1	10	2	1	200	500.000	228,303
30	Marco Greco (R)	2	13	5	11	0	0	1083	1681.850	382,000
31	Christian Danner	2	3	1	11	0	0	138	398.471	75,750
32	Ross Bentley	1	11	9	12	0	0	1219	1994.059	388,750
33	Al Unser	1	1	1	12	15	2	199	497.500	194,870
34	Bertrand Gachot (R)	1	1	1	12	0	0	101	179.780	14,750
35	Kevin Cogan	0	4	3	13	1	4	398	902.279	205,853
36	Lyn St. James (R)	0	6	3	13	0	0	632	1145.932	181,903
37	Mauricio Gugelmin (R)	0	3	1	13	0	0	296	465.098	13,750
38	Buddy Lazier	0	10	4	14	0	0	786	1318.234	319,750
39	Dominic Dobson	0	3	3	14	0	0	358	799.700	169,953
40	Gary Brabham (R)	0	1	1	14	0	0	62	173.290	12,500
41	Jeff Wood	0	8	2	15	0	0	373	382.796	305,500
42	Didier Theys	0	2	2	15	0	0	274	661.834	188,053
43	Davy Jones	0	1	1	15	0	0	197	492.500	166,003
44	Johnny Unser (R)	0	4	2	17	0	0	367	548.216	114,000
45	Gary Bettenhausen	0	1	1	17	0	0	197	492.500	155,053
46	Stéphan Grégoire (R)	0	1	1	19	1	1	195	487.500	189,603
47	Tony Bettenhausen Jr.	0	1	1	20	0	0	195	487.500	151,069
48	Scott Sharp (R)	0	1	1	22	0	0	78	172.692	0
49	Jim Crawford	0	1	1	24	0	0	192	480.000	148,270
50	Geoff Brabham	0	1	0	26	0	0	174	435.000	139,203
51	Brian Bonner	0	1	0	26	0	0	17	40.273	0
52	Andrea Chiesa (R)	0	1	0	26	0	0	2	5.590	20,000
53	Jeff Andretti	0	1	0	29	0	0	124	310.000	154,370
54	Stan Fox	0	1	0	31	0	0	64	160.000	136,703
55	Nelson Piquet	0	1	0	32	0	0	38	95.000	137,219

(R) – Rookie

\*Nazareth note: Mansell started from the pole position based on championship standings after qualifying was rained out. Mansell was officially credited with winning the pole, but did not earn a championship point for the position.

## WINS

1	Nigel Mansell (R).....	5
	Paul Tracy .....	5
3	Emerson Fittipaldi .....	3
4	Mario Andretti .....	1
	Danny Sullivan .....	1
	Al Unser Jr. ....	1

## POLES

1	Nigel Mansell (R)* .....	7
2	Paul Tracy .....	2
	Emerson Fittipaldi .....	2
	Scott Goodyear .....	2
5	Mario Andretti .....	1
	Raul Boesel.....	1
	Arie Luyendyk.....	1

## 1993 CART Driver Index (RACES 1-12 of 16) – Starts/Finishes

DRIVER	1 AUS ST/FN	2 PHX ST/FN	3 LB ST/FN	4 IMS ST/FN	5 MIL ST/FN	6 BI ST/FN	7 PORT ST/FN	8 CLV ST/FN	9 TOR ST/FN	10 MICH ST/FN	11 NHIS ST/FN	12 RA ST/FN
Jeff Andretti	- -	- -	- -	16 29	- -	- -	- -	- -	- -	- -	- -	- -
John Andretti	- -	- -	- -	24 10	- -	- -	- -	- -	- -	- -	- -	- -
Mario Andretti	6 4	2 1	5 18	2 5	5 18	9 3	5 6	11 5	13 8	1 2	6 20	3 15
Ross Bentley	22 17	25 12	23 15	- -	23 14	DNS	26 15	25 16	26 25	23 16	DNS	27 17
Gary Bettenhausen	- -	- -	- -	18 17	- -	- -	- -	- -	- -	- -	- -	- -
Tony Bettenhausen	- -	- -	- -	22 20	- -	- -	- -	- -	- -	- -	- -	- -
Raul Boesel	8 8	6 2	8 12	3 4	1 2	11 2	11 7	12 7	6 7	4 4	2 21	4 4
Brian Bonner	- -	- -	- -	- -	- -	- -	- -	27 26	- -	- -	- -	- -
Gary Brabham (R)	20 14	- -	- -	- -	- -	- -	- -	- -	- -	- -	- -	- -
Geoff Brabham	- -	- -	- -	29 26	- -	- -	- -	- -	- -	- -	- -	- -
Scott Brayton	10 16	12 25	14 24	11 6	6 6	17 14	19 17	16 18	19 19	7 11	7 6	13 7
Robbie Buhl (R)	17 23	23 19	20 6	- -	25 17	23 28	- -	26 24	- -	- -	- -	23 19
Eddie Cheever	16 7	16 24	9 9	33 16	DNS	20 21	- -	- -	- -	- -	- -	15 6
Andrea Chiesa (R)	19 26	- -	- -	- -	- -	- -	- -	- -	- -	- -	- -	- -
Kevin Cogan	- -	- -	- -	14 14	- -	- -	- -	22 13	23 15	- -	- -	- -
Jim Crawford	- -	- -	- -	31 24	- -	- -	24 27	- -	- -	- -	- -	- -
Christian Danner	- -	- -	- -	- -	- -	- -	- -	19 25	- -	- -	- -	14 11
Dominic Dobson	- -	- -	- -	27 23	- -	- -	- -	- -	- -	- -	- -	- -
Teo Fabi	12 9	8 5	6 4	17 9	14 9	16 22	7 25	9 8	11 14	8 6	10 16	16 8
Adrian Fernandez (R)	- -	- -	15 23	- -	12 21	21 7	- -	- -	- -	- -	- -	24 29
Emerson Fittipaldi	2 2	3 14	3 13	9 1	2 3	2 23	2 1	3 2	1 2	15 13	13 3	5 5
Stan Fox	- -	- -	- -	20 31	- -	- -	- -	- -	- -	- -	- -	- -
Bertrand Gachot (R)	- -	- -	- -	- -	- -	- -	- -	- -	15 12	- -	- -	- -
Scott Goodyear	7 10	1 20	4 16	4 7	3 23	22 10	16 12	5 20	10 9	6 5	3 19	7 10
Robby Gordon	4 3	20 18	DQ	25 27	8 10	8 8	10 8	20 6	12 6	9 15	14 5	8 20
Marco Greco (R)	26 22	24 11	22 25	- -	DNS	28 19	27 19	29 22	24 21	21 18	24 17	26 28
Stephan Gregoire (R)	- -	- -	- -	15 19	- -	- -	- -	- -	- -	- -	- -	- -
Mike Groff	- -	- -	- -	- -	16 19	24 11	12 9	- -	- -	- -	16 11	18 18
Olivier Grouillard (R)	- -	- -	- -	- -	15 12	15 24	21 13	17 11	- -	20 17	19 12	25 16
Roberto Guerrero	15 19	4 15	16 5	10 28	10 7	18 26	17 24	18 29	14 10	11 7	5 4	12 23
Mauricio Gugelmin (R)	- -	- -	- -	- -	- -	- -	- -	- -	- -	- -	- -	- -
Davey Hamilton	- -	- -	- -	- -	- -	- -	- -	- -	- -	- -	- -	- -
Stefan Johansson	18 12	19 21	- -	6 11	11 25	4 20	3 26	4 4	5 24	14 23	12 14	17 21
Davy Jones	- -	- -	- -	28 15	- -	- -	- -	- -	- -	- -	- -	- -
David Kudrave (R)	- -	22 8	- -	- -	19 24	- -	23 23	- -	- -	19 12	20 23	- -
Buddy Lazier	25 20	18 17	21 19	- -	20 15	26 18	- -	23 21	- -	18 21	DNQ	28 14
Arie Luyendyk	5 5	10 6	17 11	1 2	22 22	13 17	14 10	15 10	8 22	3 3	18 25	11 9
Nigel Mansell (R)	1 1	WD	1 3	8 3	7 1	1 15	1 2	2 3	9 20	2 1	1 1	2 2
Hiro Matsushita	24 11	17 10	18 14	26 18	24 13	27 13	20 21	21 12	25 16	12 14	22 13	21 13
Andrea Montermini (R)	23 25	- -	- -	- -	- -	6 4	- -	- -	16 27	- -	- -	- -
Rocky Moran	- -	- -	- -	- -	- -	- -	- -	- -	- -	- -	- -	- -
John Morton	- -	- -	- -	- -	- -	- -	- -	- -	- -	- -	- -	- -
Johnny Parsons Jr.	- -	- -	- -	- -	- -	- -	- -	- -	- -	- -	- -	- -
Nelson Piquet	- -	- -	- -	13 32	- -	- -	- -	- -	- -	- -	- -	- -
Scott Pruett	- -	15 7	13 7	- -	- -	19 25	- -	- -	20 26	- -	- -	- -
Bobby Rahal	13 6	7 22	10 2	DNQ	9 4	5 5	15 4	10 28	3 4	16 9	9 7	10 3
Willy T. Ribbs	- -	- -	- -	30 21	21 11	25 12	13 16	14 27	21 18	13 10	17 15	22 12
Scott Sharp (R)	- -	- -	- -	- -	- -	- -	- -	- -	- -	- -	- -	- -
Mark Smith (R)	11 18	11 9	12 10	- -	- -	12 27	6 29	8 15	22 23	- -	- -	9 24
Lyn St. James (R)	- -	21 13	24 17	21 25	- -	DNS	25 20	24 23	- -	10 22	- -	- -
Danny Sullivan	21 13	14 23	11 8	12 33	17 16	10 1	8 14	6 14	4 3	- -	8 22	19 26
Didier Theys	- -	- -	- -	32 22	- -	- -	- -	- -	- -	- -	- -	- -
Brian Till	- -	- -	- -	- -	- -	- -	18 22	13 9	18 13	- -	21 10	20 22
Paul Tracy	3 21	5 16	2 1	7 30	4 20	3 9	4 3	1 1	2 1	5 19	4 2	1 1
Al Unser	- -	- -	- -	23 12	- -	- -	- -	- -	- -	- -	- -	- -
Al Unser Jr.	13 15	13 4	7 21	5 8	18 5	7 6	9 5	7 19	7 5	17 8	15 8	6 25
Johnny Unser (R)	- -	- -	- -	- -	- -	- -	28 18	- -	27 17	- -	23 18	- -
Jimmy Vasser	9 24	9 3	19 22	19 13	13 8	14 16	22 11	- -	17 11	- -	11 9	- -
Dennis Vitolo	- -	- -	- -	- -	- -	DNS	- -	- -	- -	- -	- -	- -
Jeff Wood	- -	- -	25 20	- -	DNS	DNS	29 28	28 17	28 28	22 20	25 24	29 27

(R) – Rookie; DNS – Did not start; DNQ – Did not qualify; DQ – Disqualified; WD – Withdrawn  
See page 84 for Track Key

## 1993 CART Driver Index (RACES 13-16 of 16) – Starts/Finishes (continued)

DRIVER	13 VAN ST/FN	14 M-O ST/FN	15 NAZ ST/FN	16 LAG ST/FN
Jeff Andretti	- -	- -	- -	- -
John Andretti	- -	- -	- -	- -
Mario Andretti	14 5	10 7	6 13	6 9
Ross Bentley	21 17	- -	24 22	- -
Gary Bettenhausen	- -	- -	- -	- -
Tony Bettenhausen	- -	- -	- -	- -
Raul Boesel	8 9	4 4	3 9	13 11
Brian Bonner	- -	- -	- -	- -
Gary Brabham (R)	- -	- -	- -	- -
Geoff Brabham	- -	- -	- -	- -
Scott Brayton	19 24	18 9	13 15	15 24
Robbie Buhl (R)	- -	- -	17 17	25 16
Eddie Cheever	- -	24 14	15 10	19 14
Andrea Chiesa (R)	- -	- -	- -	- -
Kevin Cogan	- -	- -	- -	- -
Jim Crawford	- -	- -	- -	- -
Christian Danner	- -	- -	- -	26 26
Dominic Dobson	23 14	- -	- -	29 18
Teo Fabi	9 8	7 24	11 11	11 8
Adrian Fernandez (R)	- -	- -	- -	24 12
Emerson Fittipaldi	10 7	3 1	2 5	1 2
Stan Fox	- -	- -	- -	- -
Bertrand Gachot (R)	- -	- -	- -	- -
Scott Goodyear	1 4	5 3	10 2	9 4
Robby Gordon	6 23	15 2	9 4	14 10
Marco Greco (R)	24 20	25 18	23 23	- -
Stephan Gregoire (R)	- -	- -	- -	- -
Mike Groff	- -	17 22	- -	- -
Olivier Grouillard (R)	20 26	28 16	22 18	28 20
Roberto Guerrero	18 11	- -	- -	- -
Mauricio Gugelmin (R)	- -	12 21	25 24	8 13
Davey Hamilton	- -	- -	- -	- -
Stefan Johansson	11 3	11 26	14 7	7 6
Davy Jones	- -	- -	- -	- -
David Kudrave (R)	- -	27 23	21 14	- -
Buddy Lazier	- -	26 20	26 26	- -
Arie Luyendyk	17 25	8 5	8 8	5 3
Nigel Mansell (R)	3 6	1 12	1 1	3 23
Hiro Matsushita	22 12	23 13	20 21	27 19
Andrea Montermini (R)	7 19	- -	- -	- -
Rocky Moran	- -	- -	- -	- -
John Morton	- -	- -	- -	- -
Johnny Parsons Jr.	- -	- -	- -	- -
Nelson Piquet	- -	- -	- -	- -
Scott Pruett	- -	20 15	- -	18 25
Bobby Rahal	2 2	14 6	5 6	10 7
Willy T. Ribbs	16 16	22 11	16 19	21 28
Scott Sharp (R)	- -	- -	- -	23 22
Mark Smith (R)	13 22	13 19	19 12	17 17
Lyn St. James (R)	- -	- -	- -	- -
Danny Sullivan	15 10	16 27	12 20	4 27
Didier Theys	- -	- -	- -	22 15
Brian Till	- -	19 17	18 16	20 29
Paul Tracy	4 13	2 25	4 3	2 1
Al Unser	- -	- -	- -	- -
Al Unser Jr.	5 1	6 8	7 25	12 5
Johnny Unser (R)	26 21	- -	- -	- -
Jimmy Vasser	12 18	9 10	- -	16 21
Dennis Vitolo	- -	- -	- -	- -
Jeff Wood	25 15	- -	- -	- -

▲ RACES 1-12 SHOWN ON PREVIOUS PAGE ▲

(R) – Rookie; DNS – Did not start; DNQ – Did not qualify; DQ – Disqualified;  
WD – Withdrawn

See page 84 for Track Key

## 1992 CART Driver Performance Chart

Rank	Driver	Points	Starts	Running at Finish	Top Finish	Laps Led	Times Led	Laps Completed (2,110)	Miles Completed (3,658.506)	Earnings
1	Bobby Rahal	196	16	13	1	421	6	1879	3197.639	\$2,235,298
2	Michael Andretti	192	16	11	1	1136	33	1771	2976.558	1,903,572
3	Al Unser Jr.	169	16	16	1	87	8	2088	3630.242	2,324,654
4	Emerson Fittipaldi	151	16	11	1	151	11	1618	2778.123	1,352,793
5	Scott Goodyear	108	16	11	1	105	5	1822	3135.421	1,361,480
6	Mario Andretti	105	15	11	2	42	4	1574	2658.244	824,086
7	Danny Sullivan	99	16	14	1	9	4	1953	3445.840	859,978
8	John Andretti	94	16	12	4	0	0	1827	3226.258	826,212
9	Raul Boesel	80	13	9	2	0	0	1542	2834.265	618,461
10	Eddie Cheever	80	16	10	2	12	4	1665	2761.649	798,915
11	Scott Pruett	62	16	11	4	0	0	1760	2885.926	625,401
12	Paul Tracy	59	11	5	2	128	7	1147	2097.199	643,125
13	Rick Mears	47	8	5	2	13	2	1010	1496.987	412,377
14	Stefan Johansson (R)	47	9	6	3	0	0	820	1511.835	371,122
15	Scott Brayton	39	16	8	3	0	0	1643	2702.347	606,590
16	Al Unser	15	2	2	3	1	4	395	695.000	395,822
17	Ted Prappas	12	14	9	9	0	0	1196	2267.357	504,770
18	Eric Bachelart (R)	11	13	6	7	0	0	885	1475.804	463,582
19	Buddy Lazier	10	15	7	7	0	0	1418	2457.269	482,833
20	Robby Gordon (R)	10	7	3	8	1	1	478	1009.881	183,176
21	Teo Fabi	8	1	1	6	0	0	76	159.600	39,208
22	Jimmy Vasser (R)	8	10	4	7	0	0	761	1406.499	313,325
23	Brian Till (R)	8	9	4	10	0	0	690	1292.042	67,394
24	Tony Bettenhausen Jr.	6	6	3	9	0	0	639	1059.630	154,508
25	Mike Groff	5	6	4	8	0	0	693	923.372	171,631
26	A.J. Foyt	4	2	1	9	0	0	197	493.090	207,383
27	Hiro Matsushita	3	8	6	10	0	0	757	1226.929	239,006
28	Brian Bonner	3	3	1	10	0	0	237	546.300	247,031
29	John Paul Jr.	3	1	1	10	0	0	194	485.000	171,403
30	Ross Bentley (R)	2	7	4	11	0	0	425	883.568	210,772
31	Pancho Carter	2	2	1	11	0	0	264	348.078	53,825
32	Ross Cheever	2	5	1	11	0	0	148	271.323	106,072
33	Lyn St. James	2	1	1	11	0	0	193	482.500	187,953
34	Jeff Wood	1	7	5	12	0	0	696	1180.838	185,002
35	Fabrizio Barbazza	1	3	1	12	0	0	113	227.215	70,319
36	John Jones	1	3	1	12	0	0	162	246.261	62,289
37	Dominic Dobson	1	1	1	12	0	0	193	482.500	179,983
38	Roberto Guerrero	1	1	0	13	0	0	69	109.710	295,791
39	Christian Danner	0	8	2	13	0	0	629	1191.832	198,858
40	Didier Theys	0	1	1	13	0	0	81	179.334	26,913
41	Arie Luyendyk	0	2	0	14	1	1	266	599.500	193,989
42	Dennis Vitolo	0	4	2	14	0	0	379	485.752	129,849
43	Jovy Marcelo	0	3	1	14	0	0	147	262.220	77,350
44	Vinicio Salmi	0	5	2	15	0	0	256	586.126	119,315
45	Jay Hill	0	1	1	15	0	0	71	149.100	8,660
46	Gary Bettenhausen	0	1	0	17	0	0	112	280.000	150,803
47	Jon Beekhuis	0	2	0	18	0	0	97	179.920	43,095
48	Gregor Foitek	0	2	0	18	0	0	51	103.985	43,095
49	Jeff Andretti	0	1	0	18	0	0	109	272.500	153,703
50	Steve Chassey	0	3	0	19	0	0	122	161.654	68,314
51	Nicola Marozzo (R)	0	2	0	19	0	0	39	94.640	60,407
52	Jacques Villeneuve*	0	2	0	22	0	0	48	144.701	35,000
53	George Snider	0	2	0	22	0	0	8	14.000	35,000
54	Tony de Tommaso (R)	0	1	0	22	0	0	48	106.272	0
55	Guido Daccò	0	1	0	23	0	0	10	10.000	17,500
56	Jim Crawford	0	1	0	25	0	0	74	185.000	167,503
57	Willy T. Ribbs	0	1	0	25	0	0	27	59.778	17,500
58	Tero Palmroth	0	2	0	26	0	0	11	24.819	70,000
59	Stan Fox	0	1	0	27	0	0	63	157.500	136,683
60	Phillipe Gache	0	1	0	28	0	0	61	152.500	136,128
61	Gordon Johncock	0	1	0	29	0	0	60	150.000	136,003
62	Tom Sneva	0	1	0	31	0	0	10	25.000	139,778

(R) – Rookie

\*Uncle of 1995 CART champion, Jacques Villeneuve

## WINS

1	Michael Andretti.....	5
2	Emerson Fittipaldi.....	4
	Bobby Rahal .....	4
4	Danny Sullivan.....	1
	Al Unser Jr. ....	1
	Scott Goodyear .....	1

## POLES

1	Michael Andretti.....	7
2	Bobby Rahal .....	3
3	Emerson Fittipaldi .....	2
4	Roberto Guerrero .....	1
	Al Unser Jr. ....	1
	Mario Andretti .....	1
	Paul Tracy .....	1

## 1992 CART Driver Index (RACES 1-12 of 16) – Starts/Finishes

DRIVER	1 AUS ST/FN	2 PHX ST/FN	3 LB ST/FN	4 IMS ST/FN	5 BI ST/FN	6 PORT ST/FN	7 MIL ST/FN	8 NHIS ST/FN	9 TOR ST/FN	10 MICH ST/FN	11 CLV ST/FN	12 RA ST/FN
Jeff Andretti	-	-	-	20 18	-	-	-	-	-	-	-	-
John Andretti	11 6	5 6	10 20	14 8	10 21	12 5	8 9	9 5	9 5	14 6	14 12	10 6
Mario Andretti	6 7	3 17	7 23	3 23	-	8 6	10 6	8 7	5 4	1 15	8 5	5 5
Michael Andretti	2 17	1 10	1 16	6 13	1 4	2 1	5 1	2 2	3 1	2 18	2 2	3 4
Eric Bachelart (R)	18 22	19 13	19 8	15 32	18 7	19 16	20 13	-	25 24	24 22	22 17	21 21
Fabrizio Barbazza	15 12	18 20	20 21	-	-	-	-	-	-	-	-	-
Jon Beekhuis	-	-	-	-	-	-	-	-	21 18	20 21	-	-
Ross Bentley (R)	21 11	-	DNS	-	23 20	23 17	-	-	22 14	23 23	25 18	26 26
Gary Bettenhausen	-	-	-	5 17	-	-	-	-	-	-	-	-
Tony Bettenhausen	14 13	15 11	15 15	-	-	17 21	18 18	-	-	17 9	-	-
Raul Boesel	-	-	-	25 7	6 2	9 9	11 10	11 18	7 22	8 3	6 6	12 8
Brian Bonner	-	-	-	26 19	20 10	-	DNS	DNS	-	-	-	-
Scott Brayton	12 20	10 9	11 17	7 22	15 12	13 22	4 3	4 17	14 17	13 10	13 21	13 12
Pancho Carter	-	-	-	-	-	-	-	14 11	-	10 17	-	-
Steve Chassey	-	-	-	-	-	-	21 22	21 19	-	21 19	-	-
Eddie Cheever	7 8	14 2	6 22	2 4	12 11	6 4	7 5	3 16	12 9	3 20	17 11	17 23
Ross Cheever	-	-	-	-	-	15 11	22 20	-	-	-	20 25	15 25
Jim Crawford	-	-	-	21 25	-	-	-	-	-	-	-	-
Guido Dacco	-	-	-	-	-	-	-	-	-	-	-	-
Christian Danner	-	-	-	-	16 18	-	-	-	18 16	-	18 16	18 16
Tony DeTommaso (R)	-	-	-	-	-	-	-	-	-	-	-	-
Dominic Dobson	-	-	-	29 12	-	-	-	-	-	-	-	-
Teo Fabi	-	-	-	-	3 6	-	-	-	-	-	-	-
Emerson Fittipaldi	3 1	4 3	5 3	11 24	5 8	1 2	6 4	7 21	2 19	7 13	1 1	2 1
Gregor Foitek	13 21	-	12 18	-	-	-	-	-	-	-	-	-
Stan Fox	-	-	-	13 27	-	-	-	-	-	-	-	-
A.J. Foyt	24 23	-	-	23 9	-	-	-	-	-	-	-	-
Phillippe Gache	-	-	-	16 28	-	-	-	-	-	-	-	-
Scott Goodyear	9 9	9 18	17 5	33 2	14 22	14 8	3 8	5 3	11 6	9 1	12 10	6 20
Robby Gordon (R)	-	-	-	-	13 17	11 13	15 21	-	15 8	-	11 8	11 18
Mike Groff	-	-	-	-	DNS	-	14 14	13 13	-	-	-	23 24
Roberto Guerrero	-	-	14 13	1 DNS	-	-	-	-	-	-	-	-
Jay Hill	-	-	-	-	25 15	-	-	-	-	-	-	-
Stefan Johansson (R)	-	-	-	-	8 3	-	-	12 10	13 11	-	9 9	14 19
Gordon Johncock	-	-	-	31 29	-	-	-	-	-	-	-	-
John Jones	-	-	-	-	-	-	-	-	-	-	-	-
Buddy Lazier	20 16	17 14	23 12	24 14	22 24	25 24	17 17	-	20 15	18 7	23 23	22 13
Arie Luyendyk	-	-	-	4 15	-	-	-	-	-	4 14	-	-
Jovy Marcelo	19 14	20 19	22 19	-	-	-	-	-	-	-	-	-
Nicola Marozzo (R)	22 19	-	DNS	-	-	24 25	-	-	-	-	-	-
Hiro Matsushita	DNS	16 16	21 10	-	-	-	-	-	-	-	21 24	24 14
Rick Mears	5 2	8 8	9 6	9 26	-	7 7	2 16	10 4	-	5 16	-	-
Tero Palmroth	-	DNS	-	-	-	-	-	-	-	-	26 26	-
John Paul Jr.	-	-	-	18 10	-	-	-	-	-	-	-	-
Ted Prappas	16 10	-	16 14	32 16	19 14	20 15	16 15	17 20	17 23	-	15 13	16 10
Scott Pruett	8 18	12 7	3 9	17 30	9 19	10 10	12 11	15 6	8 25	11 5	7 7	7 9
Bobby Rahal	4 3	2 1	8 2	10 6	2 1	5 14	1 2	1 1	1 2	12 11	3 4	4 3
Willy T. Ribbs	-	-	-	-	-	-	-	-	-	-	-	-
Vinicio Salmi	-	-	-	-	-	22 18	-	-	24 20	-	-	25 15
Tom Sneva	-	-	-	30 31	-	-	-	-	-	-	-	-
George Snider	-	22 22	-	-	-	-	-	-	-	22 24	-	-
Lyn St. James	-	-	-	27 11	-	-	-	-	-	-	-	-
Danny Sullivan	10 5	7 12	2 1	8 5	11 5	3 12	9 12	18 9	6 3	16 8	10 20	9 7
Didier Theys	-	-	-	-	-	-	-	-	-	-	-	-
Brian Till (R)	-	-	18 11	-	17 23	18 20	-	16 12	16 10	-	19 15	19 11
Paul Tracy	-	6 4	-	19 20	4 16	-	-	-	4 21	6 2	4 19	1 17
Al Unser Jr.	1 4	11 5	4 4	12 1	7 9	4 3	13 7	6 8	10 7	15 4	5 3	8 2
Al Unser	-	-	-	22 3	-	-	-	-	-	-	-	-
Jimmy Vasser (R)	17 15	13 15	13 7	28 21	-	16 23	-	-	19 12	-	16 14	-
Jacques Villeneuve*	-	-	-	-	-	-	-	-	-	-	24 22	20 22
Dennis Vitolo	-	21 21	-	-	-	-	-	20 14	-	-	-	-
Jeff Wood	-	-	-	-	21 13	21 19	19 19	19 15	23 13	19 12	-	-

▼ RACES 13-16 CONTINUED ON NEXT PAGE ▼

(R) – Rookie; DNS – Did not start

\*Uncle of 1995 CART champion, Jacques Villeneuve

See page 84 for Track Key

## 1992 CART Driver Index (RACES 13-16 of 16) – Starts/Finishes (continued)

DRIVER	13 VAN ST/FN	14 M-O ST/FN	15 NAZ ST/FN	16 LAG ST/FN
Jeff Andretti	- -	- -	- -	- -
John Andretti	10 15	8 4	4 18	7 5
Mario Andretti	4 6	4 5	5 5	5 2
Michael Andretti	1 1	1 21	1 2	1 1
Eric Bachelart (R)	DNS	22 20	DNS	18 23
Fabrizio Barbazza	- -	- -	- -	- -
Jon Beekhuis	- -	- -	- -	- -
Ross Bentley (R)	22 14	- -	- -	- -
Gary Bettenhausen	- -	- -	- -	- -
Tony Bettenhausen	- -	- -	- -	- -
Raul Boesel	11 11	12 7	14 6	13 6
Brian Bonner	- -	25 17	- -	- -
Scott Brayton	16 8	13 10	7 8	14 10
Pancho Carter	- -	- -	- -	- -
Steve Chassey	- -	- -	- -	- -
Eddie Cheever	6 16	5 12	8 9	10 4
Ross Cheever	DNS	- -	- -	- -
Jim Crawford	- -	- -	- -	- -
Guido Dacco	- -	- -	23 23	- -
Christian Danner	15 21	17 19	22 13	21 20
Tony DeTommaso (R)	- -	- -	- -	26 22
Dominic Dobson	- -	- -	- -	- -
Teo Fabi	- -	- -	- -	- -
Emerson Fittipaldi	2 19	3 1	2 7	3 19
Gregor Foitek	- -	- -	- -	- -
Stan Fox	- -	- -	- -	- -
A.J. Foyt	- -	- -	- -	- -
Phillippe Gache	- -	- -	- -	- -
Scott Goodyear	14 5	7 16	6 4	4 26
Robby Gordon (R)	7 17	- -	- -	- -
Mike Groff	- -	15 15	12 16	11 8
Roberto Guerrero	- -	- -	- -	- -
Jay Hill	- -	- -	- -	- -
Stefan Johansson (R)	8 3	14 6	16 21	16 11
Gordon Johncock	- -	- -	- -	- -
John Jones	23 12	23 23	21 22	- -
Buddy Lazier	19 10	21 22	19 15	24 21
Arie Luyendyk	- -	- -	- -	- -
Jovy Marcelo	- -	- -	- -	- -
Nicola Marozzo (R)	- -	- -	- -	- -
Hiro Matsushita	20 13	19 18	18 14	19 15
Rick Mears	- -	- -	- -	- -
Tero Palmroth	- -	- -	- -	28 28
John Paul Jr.	- -	- -	- -	- -
Ted Prappas	18 9	18 11	15 19	17 18
Scott Pruett	9 4	10 9	10 10	9 14
Bobby Rahal	3 22	9 24	3 1	6 3
Willy T. Ribbs	- -	- -	- -	17 25
Vinicio Salmi	25 20	- -	- -	27 24
Tom Sneva	- -	- -	- -	- -
George Snider	- -	- -	- -	- -
Lyn St. James	- -	- -	- -	- -
Danny Sullivan	12 7	11 8	11 17	15 7
Didier Theys	- -	- -	- 22	13
Brian Till (R)	- -	16 14	- -	20 27
Paul Tracy	13 23	2 2	9 3	2 16
Al Unser Jr.	5 2	6 3	13 11	8 9
Al Unser	- -	- -	17 12	- -
Jimmy Vasser (R)	17 18	20 25	DNS	12 12
Jacques Villeneuve*	- -	- -	- -	- -
Dennis Vitolo	- -	DNS	20 20	25 17
Jeff Wood	- -	24 13	- -	- -

▲ RACES 1-12 SHOWN ON PREVIOUS PAGE ▲

(R) – Rookie; DNS – Did not start

\*Uncle of 1995 CART champion, Jacques Villeneuve

See page 84 for Track Key



## 1991 CART Driver Performance Chart

Rank	Driver	Points	Starts	Running at Finish	Top Finish	Laps Led	Times Led	Laps Completed (2,107)	Miles Completed (3,751.114)	Earnings
1	Michael Andretti	234	17	12	1	965	38	1911	3386.906	\$2,461,734
2	Bobby Rahal	200	17	13	1	187	7	1865	3223.794	1,514,473
3	Al Unser Jr.	197	17	14	1	277	14	1866	3384.422	1,464,752
4	Rick Mears	144	17	11	1	230	14	1873	3355.484	2,369,865
5	Emerson Fittipaldi	140	17	11	1	120	11	1655	2848.510	1,201,473
6	Arie Luyendyk	134	17	12	1	207	10	1762	3229.234	1,142,194
7	Mario Andretti	132	17	12	2	102	7	1978	3500.813	1,037,217
8	John Andretti	105	17	13	1	5	2	1957	3385.939	904,855
9	Eddie Cheever	91	17	11	4	0	0	1791	3031.370	797,652
10	Scott Pruett	67	17	8	4	0	0	1490	2754.182	779,214
11	Danny Sullivan	56	17	8	4	2	1	1507	2722.708	753,156
12	Scott Brayton	52	17	12	6	12	1	1673	3059.762	722,234
13	Scott Goodyear	42	17	9	7	0	0	1247	2260.161	632,610
14	Tony Bettenhausen Jr.	27	17	13	9	0	0	1702	3178.894	632,757
15	Jeff Andretti (R)	26	17	12	7	0	0	1685	2945.699	685,335
16	Mike Groff	22	13	6	8	0	0	1039	1931.566	507,422
17	Willy T. Ribbs	17	9	5	6	0	0	488	961.148	424,779
18	John Jones	10	10	4	8	0	0	817	1399.996	256,413
19	Ted Prappas (R)	9	12	3	6	0	0	535	1044.099	240,253
20	Gordon Johncock	8	1	1	6	0	0	188	470.000	285,690
21	Paul Tracy (R)	6	4	1	7	0	0	255	307.236	56,577
22	Buddy Lazier	6	9	3	9	0	0	274	605.996	283,525
23	Hiro Matsushita	6	17	14	10	0	0	1645	2810.316	535,596
24	Stan Fox	5	1	1	8	0	0	185	462.500	201,090
25	Didier Theys	4	9	3	10	0	0	402	775.907	217,365
26	Pancho Carter	3	3	0	10	0	0	430	758.000	193,229
27	Cor Euser (R)	3	1	1	10	0	0	82	181.548	15,520
28	Franco Scapini (R)	2	1	1	11	0	0	59	164.787	22,895
29	Randy Lewis	1	11	5	12	0	0	838	1610.150	433,138
30	Dean Hall	1	1	0	12	0	0	58	161.994	31,785
31	Gary Bettenhausen	1	1	0	23	0	0	89	222.500	177,890
32	Jeff Wood	0	8	3	13	0	0	365	827.937	191,070
33	A.J. Foyt	0	8	2	13	0	0	659	951.994	304,507
34	Dominic Dobson	0	1	1	13	0	0	164	410.000	159,190
35	Ross Bentley (R)	0	1	1	13	0	0	90	150.930	32,220
36	Guido Daccò	0	4	2	14	0	0	278	472.642	47,200
37	Dennis Vitolo (R)	0	4	0	14	0	0	228	303.399	38,952
38	Roberto Guerrero	0	5	2	15	0	0	234	515.332	188,708
39	Mark Dismore (R)	0	3	1	15	0	0	231	292.556	62,446
40	Michael Greenfield	0	2	1	16	0	0	89	213.300	29,350
41	Al Unser	0	1	0	7	0	0	105	105.000	20,250
42	Bernard Jourdain	0	2	0	18	0	0	189	432.660	163,888
43	Phil Krueger	0	1	0	18	0	0	32	89.376	18,393
44	Geoff Brabham	0	1	0	20	0	0	109	272.500	136,491
45	Johnny Parsons Jr.	0	1	0	20	0	0	66	66.000	19,702
46	Dale Coyne	0	2	0	21	0	0	43	58.674	48,800
47	Nicola Marozzo (R)	0	1	0	22	0	0	11	18.447	11,400
48	Tero Palmroth	0	1	0	23	0	0	77	192.500	131,990
49	John Paul Jr.	0	1	0	25	0	0	53	132.500	130,690
50	Jim Crawford	0	1	0	26	0	0	40	100.000	133,690
51	Kevin Cogan	0	1	0	29	0	0	24	60.000	127,391
52	Tony DeTommaso (R)	0	0	0	0	0	0	0	0.000	0
53	Jon Beekhuis	0	0	0	0	0	0	0	0.000	10,952

(R) – Rookie

## WINS

1	Michael Andretti.....	8
2	Al Unser Jr. ....	2
	Rick Mears .....	2
	Arie Luyendyk.....	2
5	Emerson Fittipaldi.....	1
	Bobby Rahal .....	1
	John Andretti .....	1

## POLES

1	Michael Andretti.....	8
2	Rick Mears .....	6
3	Emerson Fittipaldi.....	2
4	Bobby Rahal .....	1

## 1991 CART Driver Index (RACES 1-12 of 17) – Starts/Finishes

DRIVER	1 AUS ST/FN	2 LB ST/FN	3 PHX ST/FN	4 IMS ST/FN	5 MIL ST/FN	6 DET ST/FN	7 PORT ST/FN	8 CLV ST/FN	9 MEAD ST/FN	10 TOR ST/FN	11 MICH ST/FN	12 DEN ST/FN
Jeff Andretti (R)	16 7	12 9	14 10	11 15	13 11	16 16	14 12	16 16	17 23	15 9	16 12	18 12
John Andretti	9 1	10 18	7 11	7 5	5 2	8 6	11 19	9 15	11 4	13 5	6 6	12 7
Mario Andretti	5 17	7 19	3 9	3 7	2 3	5 7	7 5	5 6	5 15	5 2	3 4	5 15
Michael Andretti	1 14	1 16	2 4	5 2	3 1	1 19	4 1	2 1	3 16	1 1	5 14	1 3
Jon Beekhuis	-	-	-	-	-	-	-	-	-	-	DNS	-
Ross Bentley (R)	-	-	-	-	-	-	-	-	-	-	-	-
Gary Bettenhausen	-	-	-	13 22	-	-	-	-	-	-	-	-
Tony Bettenhausen	12 10	19 12	16 18	20 9	18 12	17 13	16 13	15 13	15 21	16 11	7 5	20 10
Geoff Brabham	-	-	-	22 20	-	-	-	-	-	-	-	-
Scott Brayton	14 6	15 8	10 13	19 17	7 6	11 9	13 15	13 7	8 9	14 6	10 9	15 16
Pancho Carter	-	-	-	32 21	21 14	-	-	-	-	-	14 10	-
Eddie Cheever	2 15	11 3	11 8	10 31	12 7	9 12	9 9	12 8	13 5	10 17	13 7	6 4
Kevin Cogan	-	-	-	16 29	-	-	-	-	-	-	-	-
Dale Coyne	-	-	-	-	20 21	DNS	23 23	-	-	-	-	-
Jim Crawford	-	-	-	8 26	-	-	-	-	-	-	-	-
Guido Dacco	-	23 14	19 20	-	-	23 21	21 18	-	-	-	-	-
Tony DeTommaso (R)	-	-	-	-	-	-	-	-	-	-	-	DNS
Mark Dismore (R)	23 20	25 21	21 15	-	-	-	-	-	-	-	-	-
Dominic Dobson	-	-	-	30 13	-	-	-	-	-	-	-	-
Cor Euser (R)	-	-	-	-	-	-	-	-	-	-	-	-
Emerson Fittipaldi	6 19	3 17	5 3	15 11	8 8	2 1	1 2	1 2	2 7	2 21	2 20	4 2
Stan Fox	-	-	-	17 8	-	-	-	-	-	-	-	-
A.J. Foyt	-	-	-	2 28	15 16	19 23	20 16	22 20	18 13	-	21 17	-
Scott Goodyear	13 23	6 7	15 21	12 27	11 9	12 8	15 10	10 19	12 8	11 7	15 15	11 24
Michael Greenfield	-	-	-	-	-	-	-	-	-	-	-	-
Mike Groff	17 8	17 23	13 16	18 24	17 18	15 22	12 11	17 10	10 11	9 8	-	DNS
Roberto Guerrero	-	-	-	28 30	-	14 15	-	-	-	18 18	-	14 19
Dean Hall	22 12	-	-	-	-	-	-	-	-	-	-	-
Gordon Johncock	-	-	-	33 6	-	-	-	-	-	-	-	-
John Jones	-	-	-	-	-	-	-	23 21	21 19	19 10	19 8	24 11
Bernard Jourdain	-	20 20	-	21 18	-	-	-	-	-	-	-	-
Phil Krueger	25 18	-	-	-	-	-	-	-	-	-	-	-
Buddy Lazier	24 25	26 25	-	23 33	-	20 18	-	20 11	-	20 22	-	16 9
Randy Lewis	20 13	21 15	20 19	31 14	-	-	-	-	23 14	22 12	18 16	23 17
Arie Luyendyk	8 9	13 5	9 1	14 3	14 17	4 3	10 7	8 5	7 18	8 19	20 2	7 22
Nicola Marozzo (R)	-	-	-	-	-	-	-	-	-	-	-	-
Hiro Matsushita	19 21	22 13	17 14	24 16	16 10	18 14	18 14	21 14	22 12	21 15	9 19	21 14
Rick Mears	7 3	4 4	1 5	1 1	1 15	3 5	2 6	4 17	1 3	6 20	1 1	8 8
Tero Palmroth	-	-	-	26 23	-	-	-	-	-	-	-	-
Johnny Parsons Jr.	-	-	-	-	19 20	-	-	-	-	-	-	-
John Paul Jr.	-	-	-	25 25	-	-	-	-	-	-	-	-
Ted Prappas (R)	15 22	9 6	-	-	-	25 25	17 17	14 18	19 22	23 16	-	19 21
Scott Pruett	11 5	8 24	12 12	27 12	9 13	6 17	3 8	6 23	9 17	7 4	12 13	9 5
Bobby Rahal	4 2	5 2	4 2	4 19	6 4	7 2	8 3	7 3	4 1	4 3	4 11	2 20
Willy T. Ribbs	-	-	-	29 32	-	21 11	-	18 22	16 10	-	-	13 6
Franco Scapini (R)	18 11	-	-	-	-	-	-	-	-	-	-	-
Danny Sullivan	10 4	16 11	6 7	9 10	4 5	13 10	6 21	11 9	14 6	12 14	17 18	10 18
Didier Theys	-	18 10	-	-	-	DNS	19 22	19 12	20 20	17 13	-	17 23
Paul Tracy (R)	-	14 22	-	-	-	-	-	-	-	-	8 21	-
Al Unser	-	-	18 17	-	-	-	-	-	-	-	-	-
Al Unser Jr.	3 16	2 1	8 6	6 4	10 19	10 4	5 4	3 4	6 2	3 23	11 3	3 1
Dennis Vitolo (R)	21 24	24 26	-	-	-	22 20	-	-	-	-	-	-
Jeff Wood	-	-	22 22	-	-	24 24	22 20	-	-	-	-	22 13

(R) – Rookie; DNS – Did not start

See page 84 for Track Key

## 1991 CART Driver Index (RACES 13-17 of 17) – Starts/Finishes (continued)

DRIVER	13	14	15	16	17
	VAN ST/FN	M-O ST/FN	RA ST/FN	NAZ ST/FN	LAG ST/FN
Jeff Andretti (R)	17 11	20 22	14 18	19 11	18 13
John Andretti	8 7	8 10	7 19	6 9	10 19
Mario Andretti	10 4	6 7	6 3	4 5	6 3
Michael Andretti	1 1	1 1	3 1	5 3	1 1
Jon Beekhuis	- -	- -	- -	- -	- -
Ross Bentley (R)	19 13	- -	- -	- -	- -
Gary Bettenhausen	- -	- -	- -	- -	- -
Tony Bettenhausen	21 18	16 18	18 13	16 10	25 16
Geoff Brabham	- -	- -	- -	- -	- -
Scott Brayton	14 10	15 13	17 11	8 19	17 27
Pancho Carter	- -	- -	- -	- -	- -
Eddie Cheever	11 12	11 8	10 7	12 6	7 6
Kevin Cogan	- -	- -	- -	- -	- -
Dale Coyne	- -	- -	- -	- -	- -
Jim Crawford	- -	- -	- -	- -	- -
Guido Dacco	- -	- -	- -	- -	- -
Tony DeTommaso (R)	- -	- -	- -	- -	- -
Mark Dismore (R)	- -	- -	- -	- -	- -
Dominic Dobson	- -	- -	- -	- -	- -
Cor Euser (R)	- -	- -	- -	- -	12 10
Emerson Fittipaldi	4 17	5 2	5 6	2 8	3 4
Stan Fox	- -	- -	- -	- -	- -
A.J. Foyt	- -	- -	- -	15 16	- -
Scott Goodyear	12 8	12 11	12 9	14 21	13 11
Michael Greenfield	- -	19 16	23 20	- -	- -
Mike Groff	- -	14 20	13 8	- -	14 15
Roberto Guerrero	- -	- -	- -	- -	22 18
Dean Hall	- -	- -	- -	- -	- -
Gordon Johncock	- -	- -	- -	- -	- -
John Jones	18 15	24 21	25 21	21 13	27 21
Bernard Jourdain	- -	- -	- -	- -	- -
Phil Krueger	- -	- -	- -	- -	- -
Buddy Lazier	- -	17 24	19 24	- -	21 22
Randy Lewis	- -	23 15	20 22	- -	26 26
Arie Luyendyk	6 19	10 9	9 5	11 1	9 8
Nicola Marozzo (R)	20 22	DNS	DNS	- -	- -
Hiro Matsushita	13 16	21 14	21 12	17 12	19 20
Rick Mears	7 6	2 6	8 15	1 15	2 5
Tero Palmroth	- -	- -	- -	- -	- -
Johnny Parsons Jr.	- -	- -	- -	- -	- -
John Paul Jr.	- -	- -	- -	- -	- -
Ted Prappas (R)	16 14	13 12	15 23	- -	16 23
Scott Pruett	5 5	4 4	4 17	7 18	5 7
Bobby Rahal	2 2	3 3	1 4	3 2	4 24
Willy T. Ribbs	15 21	- -	16 10	18 17	20 12
Franco Scapini (R)	- -	- -	- -	- -	- -
Danny Sullivan	9 9	9 17	11 16	10 20	15 9
Didier Theys	- -	22 23	24 25	- -	23 14
Paul Tracy (R)	- -	- -	- -	13 7	11 25
Al Unser	- -	- -	- -	- -	- -
Al Unser Jr.	3 3	7 5	2 2	9 4	8 2
Dennis Vitolo (R)	- -	- -	- 20	14 -	- -
Jeff Wood	22 20	18 19	22 14	DNS	24 17

▲ RACES 1-12 SHOWN ON PREVIOUS PAGE ▲

(R) – Rookie; DNS – Did not start

See page 84 for Track Key

## 1990 CART Driver Performance Chart

Rank	Driver	Points	Starts	Running at Finish	Top Finish	Laps Led	Times Led	Laps Completed (2,040)	Miles Completed (3,567.337)	Earnings
1	Al Unser Jr.	210	16	13	1	449	19	1853	3261.161	\$1,946,833
2	Michael Andretti	181	16	11	1	512	15	1655	2916.121	1,303,526
3	Rick Mears	168	16	14	1	136	3	1979	3443.570	1,414,744
4	Bobby Rahal	153	16	14	2	222	11	1867	3320.704	1,462,458
5	Emerson Fittipaldi	144	16	13	1	412	10	1880	3259.634	1,513,176
6	Danny Sullivan	139	16	10	1	163	9	1495	2494.707	965,161
7	Mario Andretti	136	16	11	2	69	8	1515	2635.356	976,721
8	Arie Luyendyk	90	16	11	1	50	5	1584	2897.830	1,747,984
9	Eddie Cheever (R)	80	16	11	3	0	0	1808	3182.450	869,720
10	John Andretti	80	16	8	5	0	0	1563	2722.013	456,594
11	A.J. Foyt	42	14	10	5	0	0	1403	2620.852	578,744
12	Raul Boesel	42	16	10	6	0	0	1504	2565.489	579,913
13	Scott Goodyear	36	16	12	7	0	0	1766	3069.881	429,724
14	Teo Fabi	33	16	8	3	27	2	1381	2336.946	614,335
15	Scott Brayton	28	16	10	7	0	0	1528	2667.624	592,442
16	Roberto Guerrero	24	15	5	5	0	0	1371	2400.354	471,375
17	Mike Groff (R)	17	12	7	9	0	0	1029	1964.882	257,628
18	Didier Theys	15	12	7	7	0	0	956	1817.747	452,218
19	Dominic Dobson	12	11	5	8	0	0	734	1405.361	325,390
20	Pancho Carter	9	9	3	8	0	0	927	1508.000	323,967
21	Jon Beekhuis	7	9	2	8	0	0	559	1199.460	127,024
22	Jeff Wood	7	10	4	10	0	0	636	1133.123	117,269
23	Kevin Cogan	4	2	1	9	0	0	321	737.500	164,630
24	Tony Bettenhausen Jr.	4	11	6	10	0	0	773	1357.740	345,710
25	Dean Hall (R)	4	15	9	11	0	0	1277	2350.415	444,735
26	Willy T. Ribbs (R)	3	8	2	10	0	0	357	660.281	102,020
27	Wally Dallenbach Jr.	2	3	1	11	0	0	158	327.662	73,214
28	Randy Lewis	2	16	8	12	0	0	1231	2266.924	448,129
29	Guido Daccò	1	6	4	12	0	0	565	853.112	84,762
30	Buddy Lazier (R)	1	6	4	12	0	0	565	853.112	84,762
31	Hiro Matsushita (R)	1	10	4	12	0	0	586	1139.076	216,160
32	Michael Greenfield (R)	1	7	0	12	0	0	405	615.639	69,350
33	Tero Palmroth	1	3	1	12	0	0	218	512.925	164,466
34	Billy Vukovich III	0	2	1	13	0	0	312	675.000	148,787
35	Al Unser	0	1	1	13	0	0	186	465.000	141,387
36	Jim Crawford	0	2	1	15	0	0	229	503.500	140,272
37	John Paul Jr.	0	1	0	16	0	0	176	440.000	150,276
38	Joe Sposato	0	1	1	17	0	0	76	168.264	4,250
39	Jeff Andretti (R)	0	1	0	17	0	0	117	117.000	16,566
40	Ross Bentley (R)	0	1	1	18	0	0	77	131.208	13,714
41	Geoff Brabham	0	1	1	19	0	0	161	402.500	131,688
42	Rocky Moran	0	1	0	25	0	0	88	220.000	124,580
43	Steve Bren	0	1	0	25	0	0	5	8.350	11,400
44	Tom Sneva	0	1	0	30	0	0	48	120.000	110,338
45	Gary Bettenhausen	0	1	0	18	0	0	39	97.500	109,464
46	Stan Fox	0	1	0	33	0	0	10	25.000	108,021
47	John Morton	0	0	0	0	0	0	0	0.000	10,212
48	Fulvio Ballabio	0	0	0	0	0	0	0	0.000	11,708
49	Salt Walther	0	0	0	0	0	0	0	0.000	0

(R) – Rookie

## WINS

1	Al Unser Jr.	6
2	Michael Andretti	5
3	Danny Sullivan	2
4	Emerson Fittipaldi	1
	Rick Mears	1
	Arie Luyendyk	1

## POLES

1	Danny Sullivan	4
	Michael Andretti	4
3	Rick Mears	3
4	Emerson Fittipaldi	2
5	Al Unser Jr.	1
	Bobby Rahal	1
	Teo Fabi	1

## 1990 CART Driver Index (RACES 1-12 of 16) – Starts/Finishes

DRIVER	1 PHX ST/FN	2 LB ST/FN	3 IMS ST/FN	4 MIL ST/FN	5 DET ST/FN	6 PORT ST/FN	7 CLV ST/FN	8 MEAD ST/FN	9 TOR ST/FN	10 MICH ST/FN	11 DEN ST/FN	12 VAN ST/FN
Jeff Andretti (R)	- -	- -	- -	16 17	- -	- -	- -	- -	- -	- -	- -	- -
John Andretti	16 17	17 21	10 21	11 7	13 22	15 21	12 5	12 7	10 13	8 7	8 6	13 5
Mario Andretti	6 4	6 5	6 27	4 21	3 25	4 2	6 4	2 24	3 6	11 3	4 4	8 3
Michael Andretti	8 20	5 4	5 20	3 5	1 1	2 1	3 25	1 1	2 2	9 15	3 5	1 20
Fulvio Ballavio	- -	- -	- -	- -	- -	- -	- -	- -	- -	- -	- -	- -
Jon Beekhuis	- -	11 16	- -	- -	19 18	- -	- -	- -	11 25	16 8	15 22	21 21
Ross Bentley (R)	- -	- -	- -	- -	- -	- -	- -	- -	- -	- -	- -	26 18
Gary Bettenhausen	- -	- -	18 31	- -	- -	- -	- -	- -	- -	- -	- -	- -
Tony Bettenhausen	- -	- -	13 26	19 13	28 16	25 17	24 12	27 10	23 26	23 22	28 24	- -
Raul Boesel	11 18	10 8	17 28	10 6	16 6	12 18	11 20	11 13	14 10	24 9	12 28	16 19
Geoff Brabham	- -	- -	19 19	- -	- -	- -	- -	- -	- -	- -	- -	- -
Scott Brayton	10 13	8 9	26 7	7 20	15 10	10 25	10 22	9 9	15 14	15 16	19 12	18 9
Steve Bren	- -	22 25	- -	- -	- -	- -	- -	- -	- -	- -	- -	- -
Pancho Carter	15 8	- -	22 29	17 15	14 9	22 15	18 14	22 18	18 18	17 18	- -	- -
Eddie Cheever (R)	18 7	12 13	14 8	14 11	5 3	7 19	13 16	13 21	13 3	10 4	9 20	14 14
Kevin Cogan	- -	- -	15 9	- -	- -	- -	- -	- -	- -	13 20	- -	- -
Jim Crawford	20 19	- -	29 15	- -	- -	- -	- -	- -	- -	- -	- -	- -
Guido Dacco	24 12	24 23	- -	- -	- -	- -	- -	- -	24 23	- -	- -	- -
Wally Dallenbach Jr.	- -	- -	- -	- -	- -	- -	- -	- -	- -	- -	21 11	- -
Dominic Dobson	7 23	20 15	11 22	- -	12 26	21 24	- -	10 8	20 8	- -	16 25	25 11
Teo Fabi	13 24	7 10	23 18	8 12	9 24	9 7	9 13	6 3	5 15	7 24	1 27	11 16
Emerson Fittipaldi	3 5	2 2	1 3	6 3	8 7	8 9	2 3	3 6	7 20	1 17	5 18	5 6
Stan Fox	- -	- -	27 33	- -	- -	- -	- -	- -	- -	- -	- -	- -
A.J. Foyt	12 22	18 24	8 6	12 9	22 17	18 10	21 7	17 5	27 16	12 6	24 10	20 13
Scott Goodyear	17 10	16 17	21 10	13 10	17 8	17 22	14 18	16 17	19 9	14 10	13 8	9 7
Michael Greenfield (R)	- -	- -	- -	- -	- -	- -	20 17	24 12	25 21	- -	22 21	- -
Mike Groff (R)	- -	- -	- -	- -	21 15	14 23	16 9	14 26	22 11	19 11	23 14	15 22
Roberto Guerrero	14 16	19 14	28 23	21 18	18 21	16 8	17 19	19 15	- -	25 5	11 17	10 24
Dean Hall (R)	23 15	25 18	24 17	18 16	25 23	19 14	22 11	21 19	21 19	18 23	26 23	19 15
Buddy Lazier (R)	- -	- -	- -	- -	- -	23 13	23 24	- -	DNS	26 26	DNS	22 12
Randy Lewis	22 21	23 22	12 14	20 14	24 12	24 16	25 21	28 22	26 17	21 12	27 16	24 17
Arie Luyendyk	9 9	13 7	3 1	15 19	10 5	11 6	8 6	15 4	9 5	6 19	10 13	4 26
Hiro Matsushita (R)	DNQ	21 19	- -	- -	27 19	20 12	- -	25 16	- -	- -	25 15	23 23
Rick Mears	1 1	3 6	2 5	1 2	7 4	6 5	1 8	4 2	6 12	4 14	7 7	7 4
Rocky Moran	- -	- -	33 25	- -	- -	- -	- -	- -	- -	- -	- -	- -
John Morton	- -	- -	- -	- -	- -	- -	- -	- -	- -	- -	- -	- -
Tero Palmroth	- -	- -	16 12	- -	26 28	- -	- -	23 27	- -	DNS	- -	- -
John Paul Jr.	- -	- -	32 16	- -	- -	- -	- -	- -	- -	- -	- -	- -
Bobby Rahal	4 2	9 12	4 2	5 4	6 2	5 11	7 2	7 25	4 22	2 2	14 3	3 8
Willy T. Ribbs (R)	- -	15 20	- -	- -	20 20	- -	- -	18 23	16 27	- -	17 26	17 10
Tom Sneva	- -	- -	25 30	- -	- -	- -	- -	- -	- -	- -	- -	- -
Joseph Sposato	- -	- -	- -	- -	- -	- -	- -	- -	- -	- -	- -	- -
Danny Sullivan	5 6	4 3	9 32	2 8	4 14	1 4	5 1	5 14	1 4	3 21	6 2	2 2
Didier Theys	19 14	14 11	20 11	- -	11 13	13 20	15 23	20 28	12 7	- -	18 9	12 25
Al Unser	- -	- -	30 13	- -	- -	- -	- -	- -	- -	DNS	- -	- -
Al Unser Jr.	2 3	1 1	7 4	9 1	2 27	3 3	4 15	8 11	8 1	5 1	2 1	6 1
Billy Vukovich III	- -	- -	31 24	- -	- -	- -	- -	- -	- -	20 13	- -	- -
Salt Walther	- -	- -	- -	- -	- -	- -	- -	- -	- -	DNS	- -	- -
Jeff Wood	21 11	- -	- -	- -	23 11	- -	19 10	26 20	17 24	22 25	20 19	- -

▼ RACES 13-16 CONTINUED ON NEXT PAGE ▼

(R) – Rookie; DNS – Did not start; DNQ – Did not qualify

See page 84 for Track Key

**1990 CART Driver Index (RACES 13-16 of 16) – Starts/Finishes** *(continued)*

DRIVER	13 M-O ST/FN	14 RA ST/FN	15 NAZ ST/FN	16 LAG ST/FN
Jeff Andretti (R)	- -	- -	- -	- -
John Andretti	10 13	10 22	10 19	9 8
Mario Andretti	8 2	3 5	7 4	2 26
Michael Andretti	1 1	5 1	8 5	5 3
Fulvio Ballavio	- -	- -	- -	18 27
Jon Beekhuis	13 24	18 11	- -	DNS
Ross Bentley (R)	- -	- -	- -	- -
Gary Bettenhausen	- -	- -	- -	- -
Tony Bettenhausen	28 20	DNS	20 22	- -
Raul Boesel	17 9	17 10	13 8	17 11
Geoff Brabham	- -	- -	- -	- -
Scott Brayton	11 8	13 13	14 12	12 24
Steve Bren	- -	- -	- -	- -
Pancho Carter	- -	- -	- -	- -
Eddie Cheever (R)	12 4	11 9	12 6	14 10
Kevin Cogan	- -	- -	- -	- -
Jim Crawford	- -	- -	- -	- -
Guido Dacco	- -	24 14	18 13	23 16
Wally Dallenbach Jr.	24 18	- -	- -	22 25
Dominic Dobson	- -	15 19	- -	13 20
Teo Fabi	7 19	8 25	22 11	8 7
Emerson Fittipaldi	4 12	4 2	3 1	7 6
Stan Fox	- -	- -	- -	- -
A.J. Foyt	21 15	20 20	- -	- -
Scott Goodyear	14 22	16 12	15 10	11 14
Michael Greenfield (R)	23 25	19 24	16 15	- -
Mike Groff (R)	16 10	14 17	11 7	19 15
Roberto Guerrero	15 26	12 8	9 9	16 18
Dean Hall (R)	19 11	21 15	- -	20 21
Buddy Lazier (R)	22 23	DNS	21 14	- -
Randy Lewis	27 28	25 21	17 20	26 22
Arie Luyendyk	9 21	9 6	6 17	10 9
Hiro Matsushita (R)	25 17	22 18	19 21	25 23
Rick Mears	5 7	2 3	2 2	3 4
Rocky Moran	- -	- -	- -	- -
John Morton	- -	- -	- -	- -
Tero Palmroth	- -	- -	- -	- -
John Paul Jr.	- -	- -	- -	- -
Bobby Rahal	6 6	7 7	1 3	6 5
Willy T. Ribbs (R)	20 27	- -	- -	21 13
Tom Sneva	- -	- -	- -	- -
Joseph Sposato	- -	- -	- -	27 17
Danny Sullivan	2 5	1 16	4 18	1 1
Didier Theys	18 16	- -	- -	15 12
Al Unser	- -	- -	- -	- -
Al Unser Jr.	3 3	6 4	5 16	4 2
Billy Vukovich III	- -	- -	- -	- -
Salt Walther	- -	- -	- -	- -
Jeff Wood	26 14	23 23	- -	24 19

▲ RACES 1-12 SHOWN ON PREVIOUS PAGE ▲

(R) – Rookie; DNS – Did not start; DNQ – Did not qualify

See page 84 for Track Key

## 1989 CART Driver Performance Chart

Rank	Driver	Points	Starts	Running at Finish	Top Finish	Laps Led	Times Led	Laps Completed (2,057)	Miles Completed (3,758,219)	Earnings
1	Emerson Fittipaldi	196	15	12	1	584	29	1958	3566.719	\$2,166,078
2	Rick Mears	186	15	14	1	476	23	1952	3506.623	1,165,684
3	Michael Andretti	150	15	10	1	441	31	1931	3521.320	831,793
4	Teo Fabi	141	15	11	1	106	10	1646	2971.138	802,463
5	Al Unser Jr.	136	15	11	1	148	8	1950	3508.652	1,247,571
6	Mario Andretti	110	15	10	2	77	9	1768	3276.119	759,364
7	Danny Sullivan	107	13	10	1	153	12	1482	2487.156	790,234
8	Scott Pruett	101	14	12	2	4	1	1791	3256.343	712,096
9	Bobby Rahal	88	15	9	1	67	4	1606	2793.929	687,424
10	Arie Luyendyk	75	15	11	3	0	0	1635	2937.080	541,445
11	Raul Boesel	68	15	11	3	1	1	1692	2962.113	662,821
12	Derek Daly	25	15	7	5	0	0	1389	2457.705	410,279
13	Pancho Carter	18	15	8	7	0	0	1252	2282.256	382,976
14	Kevin Cogan	18	14	6	8	0	0	980	1774.017	401,325
15	Scott Brayton	17	14	9	6	0	0	1684	3035.510	451,317
16	Al Unser	14	4	3	7	0	0	583	1335.440	196,786
17	John Jones	14	14	3	10	0	0	1494	2866.729	291,423
18	A.J. Foyt	10	12	2	5	0	0	901	1648.132	347,579
19	Dominic Dobson	10	8	3	7	0	0	695	1353.758	223,456
20	Bernard Jourdain (R)	10	14	5	9	0	0	1334	2424.084	343,770
21	Didier Theys	9	12	5	9	0	0	779	1569.744	304,541
22	Davy Jones	6	1	1	7	0	0	192	480.000	151,328
23	Roberto Guerrero	6	11	4	8	0	0	641	1454.204	196,119
24	Fabrizio Barbazza	6	8	2	8	0	0	361	804.371	140,060
25	Rich Vogler	5	2	1	8	0	0	194	484.000	170,896
26	Ludwig Heimrath Jr.	4	7	2	9	0	0	536	1022.230	244,928
27	Johnny Rutherford	3	2	2	10	0	0	431	957.500	40,458
28	Tom Sneva	3	7	1	10	0	0	234	475.011	219,554
29	Guido Daccò (R)	3	12	5	12	0	0	921	1487.618	137,003
30	James Weaver (R)	2	3	1	11	0	0	129	247.420	37,564
31	Steve Saleen (R)	1	7	5	12	0	0	473	1021.536	69,215
32	Jeff Wood	1	5	2	12	0	0	547	1151.505	100,300
33	John Andretti	1	6	2	12	0	0	369	868.654	175,832
34	Billy Vukovich III	1	1	1	12	0	0	186	465.000	147,203
35	Randy Lewis	0	14	9	13	0	0	1214	2184.787	229,568
36	Jon Beekhuis (R)	0	3	1	13	0	0	168	348.148	43,160
37	Scott Atchison	0	3	1	14	0	0	218	332.251	29,385
38	Rocky Moran	0	2	1	14	0	0	181	452.500	137,123
39	Geoff Brabham	0	1	0	14	0	0	89	171.058	19,240
40	Gordon Johncock	0	3	1	15	0	0	312	728.500	141,057
41	Jean-Pierre Frey	0	2	1	15	0	0	136	218.058	16,820
42	Phil Krueger	0	1	0	15	0	0	189	378.000	14,039
43	Tero Palmroth	0	4	1	16	0	0	278	621.960	165,970
44	John Paul Jr.	0	3	1	16	0	0	166	323.810	44,450
45	Scott Harrington	0	1	1	16	0	0	46	184.000	7,430
46	Fulvio Ballabio	0	2	1	18	0	0	135	270.340	21,770
47	Jim Crawford	0	1	0	19	0	0	135	337.500	119,403
48	Scott Goodyear	0	2	0	23	0	0	54	129.420	24,740
49	Mark Dismore	0	1	0	24	0	0	25	58.900	7,120
50	Tony Bettenhausen Jr.	0	1	0	26	0	0	13	32.500	16,231
51	Ken Johnson	0	1	0	27	0	0	6	13.284	9,620
52	Dale Coyne	0	1	0	27	0	0	4	10.000	16,094
53	Steve Chassey	0	2	0	28	0	0	15	19.821	28,813

(R) – Rookie

## WINS

1	Emerson Fittipaldi	5
2	Rick Mears	3
3	Michael Andretti	2
	Danny Sullivan	2
5	Al Unser Jr.	1
	Bobby Rahal	1
	Teo Fabi	1

## POLES

1	Rick Mears	5
2	Emerson Fittipaldi	4
3	Teo Fabi	2
	Michael Andretti	2
5	Al Unser Jr.	1
	Danny Sullivan	1

## 1989 CART Driver Index (RACES 1-12 of 15) – Starts/Finishes

DRIVER	1 PHX ST/FN	2 LB ST/FN	3 IMS ST/FN	4 MIL ST/FN	5 DET ST/FN	6 PORT ST/FN	7 CLV ST/FN	8 MEAD ST/FN	9 TOR ST/FN	10 MICH ST/FN	11 POC ST/FN	12 M-O ST/FN
John Andretti	- -	- -	12 25	- -	- -	- -	- -	23 25	23 25	20 24	18 17	- -
Mario Andretti	4 8	5 18	5 4	6 7	4 3	3 25	3 2	2 20	7 26	6 3	5 5	11 7
Michael Andretti	7 4	2 2	21 17	3 2	1 13	7 6	1 18	4 18	5 1	8 1	10 3	8 3
Scott Atchison	- -	- -	- -	- -	- -	24 17	24 27	21 14	- -	- -	- -	- -
Fulvio Ballabio	- -	26 21	- -	- -	- -	- -	- -	- -	- -	- -	- -	28 18
Fabrizio Barbazza	- -	- -	- -	- -	16 20	18 21	15 26	12 24	13 8	- -	- -	24 20
Jon Beekhuis (R)	- -	- -	- -	- -	- -	- -	- -	- -	18 13	- -	- -	- -
Gary Bettenhausen	- -	- -	14 33	- -	- -	- -	- -	- -	- -	- -	- -	- -
Tony Bettenhausen	- -	- -	- -	DNS	- -	- -	- -	- -	- -	- -	26 26	- -
Raul Boesel	9 14	14 6	9 3	5 4	12 28	14 7	12 8	16 6	12 7	22 20	15 20	18 23
Geoff Brabham	- -	- -	- -	- -	- -	4 14	- -	- -	- -	- -	- -	- -
Scott Brayton	11 15	22 12	6 6	12 18	- -	10 13	17 28	15 10	20 14	14 11	13 14	12 15
Pancho Carter	13 7	27 17	32 22	7 9	23 10	22 9	19 14	18 13	22 27	11 26	16 12	17 28
Steve Chassey	- -	- -	- -	- -	- -	- -	- -	28 28	- -	16 29	- -	- -
Kevin Cogan	14 10	10 26	27 32	15 19	13 17	13 24	13 11	14 12	21 9	23 25	21 22	19 10
Dale Coyne	- -	- -	- -	- -	- -	- -	- -	- -	- -	- -	27 27	- -
Jim Crawford	- -	- -	4 19	- -	- -	- -	- -	- -	- -	- -	- -	- -
Guido Dacco (R)	24 24	28 22	- -	22 14	26 12	25 12	27 21	DNS	26 21	24 13	- -	26 26
Derek Daly	16 12	11 9	24 15	13 21	11 25	12 11	10 22	10 25	10 16	17 5	17 24	9 9
Mark Dismore	- -	- -	- -	- -	- -	- -	- -	- -	- -	- -	- -	22 24
Dominic Dobson	3 23	18 19	29 18	- -	25 7	17 18	- -	20 17	17 11	- -	- -	- -
Teo Fabi	8 6	3 27	13 30	9 3	8 4	1 4	5 4	8 9	6 4	3 2	3 4	1 1
Emerson Fittipaldi	10 5	6 3	3 1	2 16	3 1	2 1	2 1	1 2	1 2	1 14	1 19	4 4
A.J. Foyt	18 22	15 25	10 5	10 20	27 26	DNS	- -	25 23	28 17	25 18	12 21	25 21
Jean-Pierre Frey	23 21	- -	- -	DNS	DNS	26 15	- -	- -	- -	- -	- -	- -
Scott Goodyear	- -	- -	- -	- -	- -	- -	- -	- -	14 23	- -	- -	- -
Michael Greenfield	- -	- -	- -	- -	- -	- -	- -	- -	- -	- -	DNS	- -
Roberto Guerrero	- -	- -	- -	- -	22 8	23 23	21 13	27 22	19 28	27 22	22 16	16 12
Scott Harrington	- -	- -	- -	- -	- -	- -	- -	- -	- -	- -	- -	- -
Ludwig Heimrath Jr.	21 9	16 24	18 13	DNS	- -	- -	- -	- -	24 22	DNS	- -	15 25
Gordon Johncock	- -	- -	23 31	- -	- -	- -	- -	- -	- -	18 21	20 15	- -
Ken Johnson	- -	- -	- -	- -	- -	- -	- -	- -	- -	- -	- -	- -
Davy Jones	- -	- -	31 7	- -	- -	- -	- -	- -	- -	- -	- -	- -
John Jones	15 16	19 20	25 11	19 11	21 11	16 19	20 25	19 11	15 18	29 16	23 10	14 13
Bernard Jourdain (R)	22 19	21 13	20 9	21 12	19 15	20 22	22 19	22 19	25 10	19 19	19 11	21 27
Phil Krueger	- -	- -	- -	- -	- -	- -	- -	- -	- -	28 15	- -	- -
Randy Lewis	19 13	23 15	11 29	20 15	28 16	21 16	25 23	17 16	16 15	15 27	6 18	23 17
Arie Luyendyk	12 17	13 7	15 21	11 6	10 6	5 3	6 9	11 7	9 24	10 6	4 23	10 8
Rick Mears	1 1	7 5	1 23	1 1	9 5	6 8	4 5	5 4	8 5	2 7	2 2	6 6
Rocky Moran	- -	- -	28 14	- -	- -	- -	- -	- -	- -	- -	- -	- -
Tero Palmroth	- -	25 16	16 16	- -	24 27	- -	- -	- -	- -	- -	25 25	- -
John Paul Jr.	- -	- -	- -	- -	18 19	- -	18 16	24 21	- -	DNS	- -	- -
Scott Pruett	17 11	DNS	17 10	14 5	5 2	11 5	9 6	7 3	11 6	13 17	14 8	7 19
Bobby Rahal	5 18	9 4	7 26	4 13	6 18	8 2	8 3	6 1	4 19	9 9	9 6	5 22
Johnny Rutherford	- -	- -	- -	- -	- -	- -	- -	- -	- -	21 10	24 13	- -
Steve Saleen (R)	- -	24 14	- -	- -	20 14	- -	26 17	- -	27 12	- -	- -	27 14
Tom Sneva	DNS	12 10	22 27	17 22	17 23	19 26	23 20	23 27	- -	- -	- -	- -
Danny Sullivan	2 3	4 8	26 28	8 10	7 24	- -	- -	9 8	3 3	5 23	7 1	2 5
Didier Theys	20 20	20 23	19 20	18 17	15 9	15 20	11 12	13 26	- -	- -	- -	13 11
Al Unser	- -	- -	2 24	- -	- -	- -	16 10	- -	- -	4 8	8 7	- -
Al Unser Jr.	6 2	1 1	8 2	16 8	2 21	9 10	7 7	3 5	2 20	7 4	11 9	3 2
Robbie Unser	- -	- -	- -	- -	- -	- -	- -	- -	- -	- -	- -	- -
Dennis Vitolo	- -	- -	- -	- -	- -	- -	- -	- -	- -	- -	- -	DNS
Rich Vogler	- -	- -	33 8	- -	- -	- -	- -	- -	- -	12 28	- -	- -
Billy Vukovich III	- -	- -	30 12	- -	- -	- -	- -	- -	- -	- -	- -	- -
James Weaver (R)	- -	17 11	- -	- -	14 22	- -	14 24	- -	- -	- -	- -	- -
Jeff Wood	- -	- -	- -	- -	- -	- -	28 15	26 15	DNS	26 12	- -	20 16

(R) – Rookie; DNS – Did not start

See page 84 for Track Key

▼ RACES 13-15 CONTINUED ON NEXT PAGE ▼



## 1989 CART Driver Index (RACES 13-15 of 15) – Starts/Finishes (continued)

DRIVER	13 RA ST/FN	14 NAZ ST/FN	15 LAG ST/FN
John Andretti	- -	10 19	22 12
Mario Andretti	7 7	9 8	8 2
Michael Andretti	3 6	8 5	4 7
Scott Atchison	- -	- -	- -
Fulvio Ballabio	DNS	- -	- -
Fabrizio Barbazza	19 12	- -	15 21
Jon Beekhuis (R)	27 24	- -	27 15
Gary Bettenhausen	- -	- -	- -
Tony Bettenhausen	- -	- -	- -
Raul Boesel	13 9	15 11	12 10
Geoff Brabham	- -	- -	- -
Scott Brayton	17 13	14 10	14 20
Pancho Carter	18 19	12 18	23 24
Steve Chassey	- -	- -	- -
Kevin Cogan	15 18	- -	19 8
Dale Coyne	- -	- -	- -
Jim Crawford	- -	- -	- -
Guido Dacco (R)	25 26	20 12	26 26
Derek Daly	10 27	7 9	10 18
Mark Dismore	- -	- -	- -
Dominic Dobson	- -	- -	17 11
Teo Fabi	9 2	3 16	3 19
Emerson Fittipaldi	5 5	2 1	7 5
A.J. Foyt	28 22	11 14	- -
Jean-Pierre Frey	- -	- -	- -
Scott Goodyear	26 23	- -	- -
Michael Greenfield	- -	- -	- -
Roberto Guerrero	20 21	16 20	21 25
Scott Harrington	23 16	- -	- -
Ludwig Heimrath Jr.	21 17	21 17	DNS
Gordon Johncock	- -	- -	- -
Ken Johnson	- -	- -	25 27
Davy Jones	- -	- -	- -
John Jones	11 10	- -	16 22
Bernard Jourdain (R)	- -	19 15	28 23
Phil Krueger	- -	- -	- -
Randy Lewis	16 14	- -	18 16
Arie Luyendyk	4 4	18 13	11 9
Rick Mears	2 3	1 2	1 1
Rocky Moran	- -	- -	DNS
Tero Palmroth	- -	- -	- -
John Paul Jr.	- -	- -	- -
Scott Pruett	8 8	6 6	9 4
Bobby Rahal	12 28	13 7	5 6
Johnny Rutherford	- -	DNS	- -
Steve Saleen (R)	22 25	- -	24 13
Tom Sheva	- -	- -	- -
Danny Sullivan	1 1	4 3	2 14
Didier Theys	14 11	17 21	13 17
Al Unser	- -	- -	- -
Al Unser Jr.	6 20	5 4	6 3
Robbie Unser	- -	- -	DNS
Dennis Vitolo	- -	- -	- -
Rich Vogler	- -	- -	- -
Billy Vukovich III	- -	- -	- -
James Weaver (R)	- -	- -	- -
Jeff Wood	24 15	DNS	DNS

▲ RACES 1-12 SHOWN ON PREVIOUS PAGE ▲

(R) – Rookie; DNS – Did not start  
See page 84 for Track Key

## 1988 CART Driver Performance Chart

Rank	Driver	Points	Starts	Running at Finish	Top Finish	Laps Led	Times Led	Laps Completed (2,112)	Miles Completed (3,809.112)	Earnings
1	Danny Sullivan	182	15	11	1	517	24	1725	2133.932	\$1,222,791
2	Al Unser Jr.	149	15	10	1	339	14	1591	3099.712	1,004,256
3	Bobby Rahal	136	15	13	1	71	7	1925	3510.200	867,093
4	Rick Mears	129	15	11	1	475	15	1629	2907.673	1,414,472
5	Mario Andretti	126	15	7	1	240	17	1635	2870.037	712,091
6	Michael Andretti	119	15	11	2	3	3	1748	2987.423	887,187
7	Emerson Fittipaldi	105	15	7	1	231	12	1407	2556.632	942,636
8	Raul Boesel	89	15	9	4	6	2	1752	3098.099	597,052
9	Derek Daly	53	15	8	4	0	0	1398	2487.354	436,230
10	Teo Fabi	44	15	8	4	2	1	1217	1935.797	290,242
11	John Jones (R)	44	14	9	7	0	0	1579	2818.193	359,525
12	Roberto Guerrero	40	12	5	2	0	0	1044	1859.366	345,706
13	Kevin Cogan	40	11	5	3	0	0	1037	1795.934	369,424
14	Arie Luyendyk	31	15	5	2	86	4	1202	1961.770	403,732
15	Didier Theys	29	8	5	3	0	0	547	1130.946	170,602
16	A.J. Foyt	29	14	7	4	14	1	1259	2102.436	296,154
17	Tony Bettenhausen Jr.	25	12	5	4	0	0	1285	2138.890	268,667
18	Howdy Holmes	24	15	11	7	0	0	1643	2988.473	374,641
19	Al Unser	23	5	2	3	109	10	750	1627.001	320,020
20	Scott Atchison (R)	17	13	8	9	0	0	1370	2427.651	235,531
21	Gordon Johncock	16	2	2	6	0	0	432	961.500	41,331
22	Phil Krueger	15	4	3	8	0	0	547	1246.600	168,954
23	Scott Brayton	12	12	4	9	11	1	1110	1768.366	293,125
24	Dick Simon	11	6	2	7	0	0	778	1446.000	212,944
25	Rocky Moran	9	10	4	6	0	0	740	1523.040	276,403
26	Bernard Jourdain (R)	8	2	1	6	0	0	137	256.878	28,370
27	Jim Crawford	8	1	1	6	8	2	198	495.000	170,503
28	Ludwig Heimrath Jr.	7	9	2	7	0	0	523	986.271	240,803
29	Randy Lewis	7	14	4	9	0	0	1123	2185.930	328,866
30	Billy Vukovich III	6	4	3	9	0	0	688	1378.000	174,366
31	John Andretti	5	11	1	8	0	0	996	1713.114	268,068
32	Rich Vogler	2	3	1	11	0	0	508	1191.500	144,488
33	Dennis Vitolo (R)	2	1	1	11	0	0	103	183.752	15,574
34	Dale Coyne	1	9	2	12	0	0	439	652.927	134,323
35	Ed Pimm	1	2	1	12	0	0	115	330.900	18,540
36	Ken Johnson	1	1	1	18	0	0	77	170.478	17,300
37	Jean-Pierre Frey (R)	0	2	1	13	0	0	84	182.536	13,575
38	Scott Pruett (R)	0	3	0	16	0	0	192	315.648	49,980
39	Fulvio Ballabio (R)	0	3	1	17	0	0	105	295.110	23,795
40	Steve Bren	0	1	0	17	0	0	42	92.988	2,650
41	Dominic Dobson	0	4	0	18	0	0	230	536.754	138,143
42	Tero Palmroth (R)	0	2	0	18	0	0	218	502.228	112,628
43	Johnny Rutherford	0	2	0	18	0	0	236	525.500	116,907
44	Darin Brassfield	0	2	0	19	0	0	61	139.534	14,770
45	Tom Sneva	0	2	0	22	0	0	125	266.000	114,805
46	Dick Ferguson	0	1	0	22	0	0	19	31.730	4,120
47	Steve Chassey	0	1	0	24	0	0	73	182.500	99,128
48	Stan Fox	0	1	0	30	0	0	2	5.000	113,703

(R) – Rookie

## WINS

1	Danny Sullivan.....	4
	Al Unser Jr. ....	4
3	Emerson Fittipaldi.....	2
	Mario Andretti.....	2
	Rick Mears.....	2
6	Bobby Rahal.....	1

## POLES

1	Danny Sullivan.....	9
2	Rick Mears.....	4
3	Emerson Fittipaldi.....	1
	Michael Andretti.....	1

## 1988 CART Driver Index (RACES 1-12 of 15) – Starts/Finishes

DRIVER	1 PHX ST/FN	2 LB ST/FN	3 IMS ST/FN	4 MIL ST/FN	5 PORT ST/FN	6 CLV ST/FN	7 TOR ST/FN	8 MEAD ST/FN	9 MICH ST/FN	10 POC ST/FN	11 M-O ST/FN	12 RA ST/FN
John Andretti	17 14	19 20	27 21	12 18	11 17	12 8	14 22	14 25	19 24	13 14	- -	- -
Mario Andretti	3 1	2 15	4 20	2 17	5 5	3 1	2 25	2 2	3 12	5 17	4 2	6 3
Michael Andretti	10 3	5 7	10 4	1 7	8 11	7 14	6 3	9 6	14 3	12 25	7 26	8 5
Scott Atchison (R)	21 12	15 9	- -	15 16	22 25	25 12	22 13	18 10	25 10	23 12	20 15	14 20
Fulvio Ballabio (R)	- -	24 25	- -	- -	- -	- -	- -	- -	- -	- -	22 17	23 18
Tony Bettenhausen Jr.	22 6	DNS	24 33	21 19	- -	22 15	23 17	24 8	18 4	15 15	23 16	17 16
Raul Boesel	13 5	6 4	20 7	6 4	16 26	11 5	9 8	7 9	10 11	9 5	26 6	11 14
Darin Brassfield	- -	- -	- -	- -	- -	- -	- -	- -	- -	- -	19 23	- -
Scott Brayton	6 15	20 23	7 31	14 10	17 9	17 16	18 14	20 11	20 26	7 10	- -	- -
Steve Bren	- -	- -	- -	- -	- -	- -	- -	- -	- -	- -	- -	- -
Steve Chassey	- -	- -	26 24	- -	- -	- -	- -	- -	- -	- -	- -	- -
Kevin Cogan	20 8	18 3	13 11	19 22	14 20	13 10	15 24	- -	- -	- -	- -	7 24
Dale Coyne	DNS	- -	- -	22 13	26 24	26 25	25 16	25 22	28 27	DNS	25 24	DNS
Jim Crawford	- -	- -	18 6	- -	- -	- -	- -	- -	- -	- -	- -	- -
Derek Daly	15 13	14 5	9 29	8 11	10 19	9 6	7 23	12 24	8 16	10 4	9 10	10 6
Dominic Dobson	- -	25 26	21 18	- -	20 21	- -	- -	- -	- -	- -	- -	- -
Teo Fabi	9 7	12 24	17 28	16 9	9 7	16 24	10 10	3 18	12 25	25 24	11 8	13 8
Dick Ferguson	- -	26 22	- -	- -	- -	- -	- -	- -	- -	- -	- -	- -
Emerson Fittipaldi	14 21	7 16	8 2	10 3	7 3	6 19	4 4	1 14	7 19	8 21	6 1	4 1
Stan Fox	- -	- -	29 30	- -	- -	- -	- -	- -	- -	- -	- -	- -
A.J. Foyt	7 4	23 11	22 26	13 5	24 15	21 11	19 15	15 17	- -	6 16	12 22	22 10
Jean-Pierre Frey (R)	- -	- -	- -	- -	- -	- -	- -	- -	- -	- -	- -	- -
Roberto Guerrero	2 2	10 19	12 32	DNS	23 14	15 20	- -	- -	16 20	16 3	14 11	12 22
Ludwig Heimrath Jr.	- -	11 14	31 25	- -	12 23	18 26	16 19	21 12	- -	- -	16 19	18 21
Howdy Holmes	16 10	22 17	33 12	11 8	19 16	19 13	21 11	13 23	27 23	18 7	18 14	19 11
Gordon Johncock	- -	- -	- -	- -	- -	- -	- -	- -	9 6	17 6	- -	- -
Ken Johnson	- -	- -	- -	- -	- -	- -	- -	- -	- -	- -	- -	- -
John Jones (R)	19 20	21 12	- -	17 14	15 8	14 7	13 7	19 7	26 8	24 8	13 7	15 13
Bernard Jourdain (R)	- -	- -	- -	- -	- -	- -	- -	- -	- -	- -	- -	- -
Phil Krueger	- -	- -	15 8	- -	- -	23 17	- -	- -	22 5	26 22	- -	- -
Randy Lewis	18 17	16 21	11 15	18 21	21 22	20 21	17 21	23 13	24 14	19 20	21 21	21 9
Arie Luyendyk	5 9	9 10	6 10	9 15	2 2	5 18	12 20	11 20	11 28	14 26	15 25	16 19
Rick Mears	1 22	3 8	1 1	3 1	3 6	2 23	8 6	5 3	1 13	1 23	5 3	2 12
Rocky Moran	- -	17 6	28 16	- -	25 13	24 22	24 12	22 15	- -	- -	17 13	20 17
Tero Palmroth (R)	- -	- -	25 19	- -	18 18	- -	- -	- -	- -	- -	- -	- -
Ed Pimm	- -	- -	- -	- -	- -	- -	- -	- -	- -	- -	24 12	24 15
Scott Pruett (R)	- -	13 18	- -	- -	- -	- -	- -	16 16	- -	- -	8 20	- -
Bobby Rahal	12 16	8 2	19 5	7 6	6 12	4 2	5 5	10 5	4 2	3 1	3 18	5 2
Johnny Rutherford	- -	- -	30 22	- -	- -	- -	- -	- -	13 18	- -	- -	- -
Dick Simon	11 19	- -	16 9	20 12	- -	- -	- -	- -	17 7	21 19	- -	- -
Tom Sneva	- -	- -	14 27	- -	- -	- -	- -	- -	15 22	- -	- -	- -
Danny Sullivan	8 23	1 13	2 23	5 2	1 1	1 3	1 2	4 4	5 1	2 18	1 5	1 4
Didier Theys	- -	- -	- -	- -	13 10	8 9	11 18	8 21	- -	- -	9 10	9 23
Al Unser	- -	- -	3 3	- -	- -	- -	20 9	17 19	2 9	4 13	- -	- -
Al Unser Jr.	4 18	4 1	5 13	4 20	4 4	10 4	3 1	6 1	6 21	11 2	2 4	3 7
Dennis Vitolo (R)	- -	- -	- -	- -	- -	- -	- -	- -	- -	- -	- -	- -
Rich Vogler	- -	- -	32 17	- -	- -	- -	- -	- -	21 15	22 11	- -	- -
Billy Vukovich III	23 11	- -	23 14	- -	- -	- -	- -	- -	23 17	20 9	- -	- -

▼ RACES 13-15 CONTINUED ON NEXT PAGE ▼

(R) – Rookie; DNS – Did not start

See page 84 for Track Key

**1988 CART Driver Index (RACES 13-15 of 15) – Starts/Finishes** *(continued)*

DRIVER	13 NAZ ST/FN	14 LAG ST/FN	15 TAM ST/FN
John Andretti	18 16	- -	- -
Mario Andretti	3 3	2 3	2 15
Michael Andretti	8 2	5 2	3 17
Scott Atchison (R)	DNS	17 25	25 9
Fulvio Ballabio (R)	- -	- -	- -
Tony Bettenhausen Jr.	19 13	25 26	- -
Raul Boesel	7 5	11 21	8 22
Darin Brassfield	- -	23 19	- -
Scott Brayton	10 18	- -	15 24
Steve Bren	- -	26 17	- -
Steve Chassey	- -	- -	- -
Kevin Cogan	15 15	10 9	13 4
Dale Coyne	DNS	28 27	26 12
Jim Crawford	- -	- -	- -
Derek Daly	9 10	9 7	10 23
Dominic Dobson	- -	14 18	- -
Teo Fabi	12 4	8 10	7 21
Dick Ferguson	- -	- -	- -
Emerson Fittipaldi	4 8	6 16	6 20
Stan Fox	- -	- -	- -
A.J. Foyt	17 17	21 24	16 25
Jean-Pierre Frey (R)	- -	27 13	24 19
Roberto Guerrero	11 6	13 14	19 26
Ludwig Heimrath Jr.	- -	- -	18 7
Howdy Holmes	14 14	20 23	20 8
Gordon Johncock	- -	- -	- -
Ken Johnson	- -	18 12	- -
John Jones (R)	16 11	15 11	14 16
Bernard Jourdain (R)	- -	24 20	23 6
Phil Krueger	- -	- -	- -
Randy Lewis	- -	22 15	21 10
Arie Luyendyk	13 9	12 22	11 14
Rick Mears	2 7	7 5	4 2
Rocky Moran	- -	19 28	17 13
Tero Palmroth (R)	- -	- -	- -
Ed Pimm	- -	- -	- -
Scott Pruett (R)	- -	- -	- -
Bobby Rahal	5 12	4 4	9 18
Johnny Rutherford	- -	- -	- -
Dick Simon	20 20	- -	- -
Tom Sneva	- -	- -	- -
Danny Sullivan	1 1	1 1	1 5
Didier Theys	- -	16 8	12 3
Al Unser	- -	- -	- -
Al Unser Jr.	6 19	3 6	5 1
Dennis Vitolo (R)	- -	- -	22 11
Rich Vogler	- -	- -	- -
Billy Vukovich III	- -	- -	- -

▲ RACES 1-12 SHOWN ON PREVIOUS PAGE ▲

(R) – Rookie; DNS – Did not start

See page 84 for Track Key

## 1987 CART Driver Performance Chart

Rank	Driver	Points	Starts	Running at Finish	Top Finish	Laps Led	Times Led	Laps Completed (2,067)	Miles Completed (3,778.202)	Earnings
1	Bobby Rahal	188	15	12	1	315	13	1794	3123.050	\$1,261,098
2	Michael Andretti	158	15	11	1	459	16	1792	3119.140	937,074
3	Al Unser Jr.	107	15	9	2	12	1	1512	2610.411	732,000
4	Roberto Guerrero	106	12	7	1	273	17	1470	2857.166	762,361
5	Rick Mears	102	15	9	1	80	3	1496	2828.980	661,152
6	Mario Andretti	100	15	5	1	610	18	1542	2817.873	922,162
7	Arie Luyendyk	98	15	11	3	3	1	1815	3226.940	514,615
8	Geoff Brabham	90	15	9	2	14	5	1686	2980.882	501,934
9	Danny Sullivan	87	15	9	2	5	2	1605	3018.823	645,615
10	Emerson Fittipaldi	78	15	7	1	209	7	1545	2837.116	565,637
11	Josele Garza	46	15	10	5	0	0	1664	3087.944	407,565
12	Fabrizio Barbazza (R)	42	14	7	3	0	0	1580	2825.558	465,733
13	Al Unser	39	5	2	1	18	1	808	1601.300	655,559
14	Tom Sneva	38	10	5	3	0	0	964	1589.301	355,379
15	Derek Daly	27	13	6	3	6	2	1236	2277.614	329,467
16	Kevin Cogan	25	14	4	5	13	1	1082	1912.752	331,962
17	John Andretti (R)	23	5	4	6	0	0	514	935.016	123,760
18	Johnny Rutherford	23	15	8	9	0	0	1271	2155.214	347,775
19	Jeff MacPherson	21	15	6	8	0	0	1293	2100.256	352,357
20	Dick Simon	15	11	4	6	0	0	1020	1694.167	269,893
21	Randy Lewis	15	14	5	8	0	0	1174	2268.417	323,857
22	Scott Brayton	14	5	2	5	0	0	471	985.984	194,145
23	A.J. Foyt	14	6	3	6	1	1	795	1349.464	163,572
24	Gary Bettenhausen	10	5	5	5	0	0	956	1746.000	195,238
25	Pancho Carter	9	8	4	6	49	2	807	1696.748	214,000
26	Chip Robinson	8	3	2	15	0	0	285	359.598	47,280
27	Raul Boesel	8	2	1	6	0	0	184	337.884	132,900
28	Scott Goodyear (R)	7	7	4	8	0	0	472	976.802	119,479
29	Tony Bettenhausen Jr.	7	9	6	10	0	0	863	1685.314	192,877
30	Didier Theys (R)	6	3	2	7	0	0	200	384.098	40,495
31	Dennis Firestone	6	2	1	7	0	0	229	251.780	35,250
32	Stan Fox	6	1	1	7	0	0	192	480.000	111,263
33	Jeff Wood (R)	6	4	2	10	0	0	254	611.812	64,792
34	Ludwig Heimrath Jr. (R)	5	12	1	12	0	0	798	1453.157	284,786
35	Davy Jones (R)	3	5	3	10	0	0	610	1045.332	158,127
36	Rick Miaskiewicz	1	4	1	12	0	0	217	475.270	53,340
37	Wally Dallenbach Jr. (R)	1	1	0	12	0	0	45	180.000	12,550
38	John Richards (R)	0	4	2	13	0	0	222	454.854	46,710
39	Rocky Moran	0	1	1	13	0	0	86	143.620	22,300
40	Dale Coyne	0	8	2	15	0	0	243	542.364	146,301
41	Ed Pimm	0	2	0	16	0	0	287	628.500	107,087
42	Danny Ongais	0	2	0	17	0	0	194	384.544	19,038
43	Rich Vogler	0	1	0	20	0	0	109	272.500	98,263
44	Ian Ashley	0	1	0	20	0	0	56	99.904	3,275
45	Graham McRae	0	1	0	21	0	0	18	72.000	1,620
46	Gordon Johncock	0	1	0	22	0	0	76	190.00	94,913
47	Steve Chassey	0	1	0	25	0	0	68	170.000	97,913
48	Fulvio Ballabio (R)	0	1	0	26	0	0	17	30.328	11,120
49	Dick Ferguson	0	1	0	29	0	0	19	38.000	9,536
50	George Snider	0	1	0	33	0	0	0	0.000	92,713
51	Mike Nish	0	0	0	0	0	0	0	0.000	14,000

(R) – Rookie

## WINS

1	Michael Andretti.....	4
2	Bobby Rahal .....	3
3	Roberto Guerrero .....	2
	Mario Andretti .....	2
	Emerson Fittipaldi .....	2
6	Rick Mears .....	1
	Al Unser .....	1

## POLES

1	Mario Andretti .....	8
2	Roberto Guerrero .....	4
3	Michael Andretti.....	2
4	Bobby Rahal .....	1

## 1987 CART Driver Index (RACES 1-12 of 15) – Starts/Finishes

DRIVER	1 LB ST/FN	2 PHX ST/FN	3 IMS ST/FN	4 MIL ST/FN	5 PORT ST/FN	6 MEAD ST/FN	7 CLV ST/FN	8 TOR ST/FN	9 MICH ST/FN	10 POC ST/FN	11 RA ST/FN	12 M-O ST/FN
John Andretti (R)	- -	- -	- -	- -	- -	- -	- -	- -	- -	- -	15 6	14 10
Mario Andretti	1 1	1 5	1 9	3 17	5 10	1 2	3 10	5 15	3 19	1 19	1 1	4 17
Michael Andretti	5 4	2 4	9 29	4 1	4 2	3 5	4 6	6 5	1 1	5 8	3 16	3 13
Ian Ashley	- -	- -	- -	- -	- -	- -	- -	- -	- -	- -	- -	- -
Fulvio Ballabio (R)	- -	- -	- -	- -	- -	- -	- -	- -	- -	- -	- -	- -
Fabrizio Barbazza (R)	14 17	15 12	17 3	20 14	16 4	16 16	14 24	15 11	15 6	19 14	16 8	19 24
Gary Bettenhausen	- -	16 16	15 5	21 15	- -	- -	- -	- -	29 13	21 13	- -	- -
Tony Bettenhausen Jr.	24 11	19 15	27 10	DNS	- -	24 13	22 20	- -	30 11	24 22	22 15	24 25
Raul Boesel	- -	- -	- -	- -	- -	- -	- -	- -	- -	- -	- -	- -
Geoff Brabham	8 16	12 8	14 24	19 12	7 9	6 4	8 22	8 24	16 8	10 2	6 2	8 7
Scott Brayton	- -	- -	13 12	- -	12 5	13 10	- -	- -	20 22	6 25	- -	- -
Pancho Carter	- -	- -	29 27	- -	- -	- -	- -	- -	9 20	15 6	14 14	17 14
Steve Chassey	- -	- -	32 25	- -	- -	- -	- -	- -	- -	- -	- -	- -
Kevin Cogan	4 18	5 21	24 31	18 18	- -	9 12	7 21	10 13	14 27	13 9	10 19	10 5
Dale Coyne	DNS	DNS	- -	DNS	21 17	25 15	25 25	24 18	DNS	25 24	25 17	26 20
Wally Dallenbach Jr. (R)	- -	- -	- -	- -	- -	- -	- -	- -	- -	- -	17 12	- -
Derek Daly	- -	- -	19 15	12 3	20 15	20 9	18 11	9 16	22 24	26 10	11 26	11 9
Dick Ferguson	- -	- -	- -	- -	- -	- -	- -	- -	28 29	- -	- -	- -
Dennis Firestone	23 20	9 7	- -	- -	- -	- -	- -	- -	- -	- -	- -	- -
Emerson Fittipaldi	3 19	21 18	33 16	10 7	2 14	5 3	5 1	3 1	24 7	11 18	9 18	9 6
Stan Fox	- -	- -	26 7	- -	- -	- -	- -	- -	- -	- -	- -	- -
A.J. Foyt	- -	- -	4 19	7 6	- -	- -	- -	- -	2 26	7 7	- -	- -
Josele Garza	11 5	11 6	25 17	9 22	14 6	11 24	15 16	13 17	25 12	22 11	13 11	12 8
Scott Goodyear (R)	- -	- -	- -	- -	- -	19 22	16 15	23 8	- -	- -	20 20	21 18
Roberto Guerrero	2 12	22 1	5 2	1 16	1 19	4 19	1 5	2 4	11 14	4 3	2 7	1 1
Ludwig Heimrath Jr. (R)	15 15	20 22	10 30	16 10	8 12	26 18	12 18	17 19	17 25	20 12	- -	18 26
Gordon Johncock	- -	- -	18 22	- -	- -	- -	- -	- -	- -	- -	- -	- -
Davy Jones (R)	- -	- -	28 28	- -	- -	- -	- -	- -	23 10	- -	- -	16 19
Randy Lewis	19 8	18 19	23 32	22 19	18 8	22 23	21 12	20 9	19 15	18 16	19 13	23 22
Arie Luyendyk	12 14	13 3	7 18	6 4	15 16	12 6	9 19	14 7	12 5	14 4	12 4	13 11
Jeff MacPherson	13 10	14 13	12 8	15 8	13 13	17 21	17 17	12 22	26 23	23 20	23 25	20 21
Graham McRae	- -	- -	- -	- -	- -	- -	- -	- -	- -	- -	26 21	- -
Rick Mears	18 9	3 20	3 23	5 21	9 3	10 17	11 7	16 10	4 21	2 1	7 9	6 4
Rick Miaskiewicz	- -	- -	- -	- -	22 22	- -	24 14	21 12	- -	- -	- -	25 16
Rocky Moran	20 13	- -	- -	- -	- -	- -	- -	- -	- -	- -	- -	- -
Mike Nish	DNS	DNS	- -	- -	- -	- -	- -	- -	- -	- -	- -	- -
Danny Ongais	- -	- -	- -	- -	- -	- -	- -	- -	21 17	- -	- -	- -
Ed Pimm	- -	- -	30 21	- -	- -	- -	- -	- -	18 16	- -	- -	- -
Bobby Rahal	7 24	4 2	2 26	2 2	3 1	2 1	2 2	1 3	7 3	3 5	4 23	2 2
John Richards (R)	- -	- -	- -	- -	- -	23 26	23 13	22 14	- -	- -	- -	- -
Chip Robinson	16 6	- -	- -	- -	- -	18 25	- -	- -	- -	- -	- -	- -
Johnny Rutherford	22 23	10 9	8 11	14 9	17 7	15 11	19 9	19 21	10 28	12 26	21 24	22 12
Dick Simon	21 21	6 10	6 6	8 20	19 18	21 14	20 23	18 23	5 9	16 21	- -	- -
Tom Sneva	10 3	17 17	21 14	13 13	10 21	14 7	13 8	11 6	27 30	- -	- -	- -
George Snider	- -	- -	31 33	- -	- -	- -	- -	- -	- -	- -	- -	- -
Danny Sullivan	9 22	7 11	16 13	17 11	6 11	8 20	6 4	4 2	8 4	17 17	5 5	5 3
Didier Theys (R)	17 7	- -	- -	- -	- -	- -	- -	- -	- -	- -	24 22	- -
Al Unser	- -	- -	20 1	- -	- -	- -	- -	- -	6 2	8 15	- -	- -
Al Unser Jr.	6 2	8 14	22 4	11 5	11 20	7 8	10 3	7 20	13 18	9 23	8 3	7 23
Rich Vogler	- -	- -	11 20	- -	- -	- -	- -	- -	- -	- -	- -	- -
Jeff Wood (R)	- -	- -	- -	- -	- -	- -	- -	- -	- -	- -	18 10	15 15

(R) – Rookie; DNS – Did not start

See page 84 for Track Key

▶ RACES 13-15 CONTINUED ON NEXT PAGE

## 1987 CART Driver Index (RACES 13-15 of 15) – Starts/Finishes (continued)

DRIVER	13 NAZ ST/FN	14 LAG ST/FN	15 TAM ST/FN
John Andretti (R)	21 11	16 7	20 9
Mario Andretti	7 19	1 17	1 4
Michael Andretti	1 1	2 22	2 1
Ian Ashley	- -	- -	26 20
Fulvio Ballabio (R)	- -	- -	23 26
Fabrizio Barbazza (R)	19 13	- -	14 28
Gary Bettenhausen	- -	- -	- -
Tony Bettenhausen Jr.	- -	- -	- -
Raul Boesel	- -	14 16	9 6
Geoff Brabham	4 12	5 5	3 3
Scott Brayton	- -	- -	- -
Pancho Carter	2 17	15 12	16 14
Steve Chassey	- -	- -	- -
Kevin Cogan	16 5	6 18	8 21
Dale Coyne	DNS	22 21	DNS
Wally Dallenbach Jr. (R)	- -	- -	- -
Derek Daly	15 16	10 14	19 22
Dick Ferguson	- -	- -	- -
Dennis Firestone	- -	- -	- -
Emerson Fittipaldi	3 21	9 20	7 10
Stan Fox	- -	- -	- -
A.J. Foyt	12 7	- -	24 25
Josele Garza	11 8	12 8	15 18
Scott Goodyear (R)	- -	19 11	18 15
Roberto Guerrero	- -	- -	- -
Ludwig Heimrath Jr. (R)	- -	24 23	- -
Gordon Johncock	- -	- -	- -
Davy Jones (R)	22 14	- -	22 13
Randy Lewis	DNS	20 19	28 19
Arie Luyendyk	9 4	11 6	12 11
Jeff MacPherson	14 9	18 9	25 24
Graham McRae	- -	- -	- -
Rick Mears	6 3	7 3	10 5
Rick Miaskiewicz	- -	- -	- -
Rocky Moran	- -	- -	- -
Mike Nish	- -	- -	- -
Danny Ongais	DNS	- -	21 27
Ed Pimm	- -	- -	- -
Bobby Rahal	5 2	3 1	6 7
John Richards (R)	- -	17 13	- -
Chip Robinson	20 15	- -	- -
Johnny Rutherford	13 20	23 15	27 16
Dick Simon	18 18	- -	- -
Tom Sneva	- -	- -	13 8
George Snider	- -	- -	- -
Danny Sullivan	17 22	4 2	5 12
Didier Theys (R)	- -	- -	17 17
Al Unser	10 10	21 24	- -
Al Unser Jr.	8 6	8 4	4 2
Rich Vogler	- -	- -	- -
Jeff Wood (R)	DNS	13 10	11 23

▲ RACES 1-12 SHOWN ON PREVIOUS PAGE ▲

(R) – Rookie; DNS – Did not start  
See page 84 for Track Key

## 1986 CART Driver Performance Chart

Rank	Driver	Points	Starts	Running at Finish	Top Finish	Laps Led	Times Led	Laps Completed (2,434)	Miles Completed (4,250.948)	Earnings
1	Bobby Rahal	179	17	11	1	436	25	2116	3669.076	\$1,488,049
2	Michael Andretti	171	17	11	1	699	29	2150	3758.940	953,597
3	Danny Sullivan	147	17	12	1	211	11	1959	3285.960	815,653
4	Al Unser Jr.	137	17	14	1	75	8	2188	3782.358	764,646
5	Mario Andretti	136	17	11	1	204	13	1886	3078.762	700,636
6	Kevin Cogan	115	17	9	1	81	8	1900	3196.998	739,719
7	Emerson Fittipaldi	103	17	8	1	72	6	1634	2775.708	587,888
8	Rick Mears	89	17	8	3	229	15	1594	3095.060	725,991
9	Roberto Guerrero	87	17	7	2	200	8	1557	2602.088	560,502
10	Tom Sneva	87	17	3	2	111	7	1588	2640.622	423,431
11	Johnny Rutherford	78	17	13	1	105	5	2049	3540.530	549,868
12	Geoff Brabham	64	17	9	3	3	2	2020	3473.706	464,693
13	Raul Boesel	54	17	11	5	0	0	2098	3700.478	430,023
14	Josele Garza	45	12	7	2	0	0	2098	3700.478	430,023
15	Jacques Villeneuve*	38	13	6	5	0	0	1244	2440.778	374,184
16	Roberto Moreno	30	16	5	6	7	1	1554	2888.708	313,062
17	Arie Luyendyk	29	15	6	6	0	0	1381	2424.688	352,719
18	Ed Pimm	29	12	6	6	0	0	1284	2167.593	296,701
19	Pancho Carter	28	4	2	3	0	0	773	1560.748	174,948
20	Randy Lanier	21	9	6	6	1	1	1009	1759.860	268,331
21	A.J. Foyt	16	8	2	4	0	0	996	1863.816	166,354
22	Jan Lammers	13	5	3	8	0	0	471	690.426	80,842
23	Derek Daly	11	3	2	6	0	0	471	690.426	80,842
24	Randy Lewis	8	8	4	10	0	0	512	965.622	140,336
25	Johnny Parsons Jr.	8	8	2	7	0	0	722	1007.974	186,814
26	Spike Gehlhausen	6	3	2	7	0	0	376	763.000	29,036
27	Chip Robinson (R)	6	2	1	7	0	0	180	313.878	32,340
28	Ian Ashley	4	3	1	9	0	0	167	359.080	30,720
29	Sammy Swindell	4	1	1	9	0	0	187	467.500	15,051
30	Dominic Dobson (R)	3	9	1	11	0	0	482	962.912	173,564
31	Mike Nish (R)	3	3	1	10	0	0	124	232.221	38,128
32	Dale Coyne	2	8	2	12	0	0	343	577.329	168,540
33	Gary Bettenhausen	2	8	2	11	0	0	709	1288.028	220,992
34	Rick Miskiewicz (R)	2	6	3	11	0	0	411	641.390	54,964
35	John Morton	1	1	1	12	0	0	97	172.660	20,104
36	Rocky Moran (R)	0	8	1	13	0	0	324	649.842	126,057
	Al Unser	0	5	1	14	0	0	532	1029.980	121,775
	Dennis Firestone	0	5	1	14	0	0	323	568.000	83,515
	Scott Brayton	0	5	0	13	0	0	361	737.500	129,247
	Dick Simon	0	4	1	14	0	0	233	560.438	119,376
	Jeff MacPherson (R)	0	4	1	13	0	0	154	394.400	56,660
	Steve Chassey	0	3	2	17	0	0	294	414.000	41,636
	Desiré Wilson	0	3	1	13	0	0	178	447.500	43,630
	Chip Ganassi	0	2	1	14	0	0	329	555.500	94,421
	George Snider	0	2	0	26	0	0	119	293.000	89,856
	Danny Ongais	0	1	0	23	0	0	136	340.000	79,713
	Rich Vogler	0	1	0	25	0	0	132	330.000	90,563
	Tony Bettenhausen Jr.	0	1	0	28	0	0	77	192.500	77,713
	Jim Crawford	0	1	0	29	0	0	70	175.000	95,263
	Phil Krueger	0	1	0	31	0	0	67	167.500	82,413
	Tom Phillips (R)	0	1	0	24	0	0	8	15.200	7,120
	Eddie Cheever (R)	0	1	0	27	0	0	2	3.568	14,620

(R) – Rookie

\*Uncle of 1995 CART champion, Jacques Villeneuve

## WINS

1	Bobby Rahal	6
2	Michael Andretti	3
3	Mario Andretti	2
	Danny Sullivan	2
5	Kevin Cogan	1
	Emerson Fittipaldi	1
	Johnny Rutherford	1
	Al Unser Jr.	1

## POLES

1	Rick Mears	4
2	Michael Andretti	3
	Mario Andretti	3
4	Emerson Fittipaldi	2
	Danny Sullivan	2
	Bobby Rahal	2
7	Roberto Guerrero	1



## 1986 CART Driver Index (RACES 1-12 of 18) – Starts/Finishes

DRIVER	1 PHX ST/FN	2 LB ST/FN	3 IMS ST/FN	4 MIL ST/FN	5 PORT ST/FN	6 MEAD ST/FN	7 CLV ST/FN	8 TOR ST/FN	9 MICH ST/FN	10 POC ST/FN	11 M-O ST/FN	12 SNR ST/FN
Mario Andretti	1 7	3 5	30 32	4 5	7 1	2 24	5 3	3 3	10 21	3 1	1 24	5 8
Michael Andretti	2 15	7 1	3 6	1 1	2 2	1 20	3 2	9 19	6 11	1 11	7 10	4 6
Ian Ashley	- -	- -	- -	- -	- -	- -	- -	17 15	- -	- -	18 9	- -
Gary Bettenhausen	19 21	- -	29 11	12 23	- -	- -	- -	- -	23 26	18 13	- -	20 21
Tony Bettenhausen Jr.	- -	- -	18 28	- -	- -	- -	- -	- -	- -	- -	- -	- -
Raul Boesel	17 13	5 19	22 13	15 14	5 8	8 23	14 6	11 7	24 5	15 5	12 7	21 9
Geoff Brabham	24 10	14 3	20 12	14 21	10 7	10 22	6 14	13 14	28 4	17 12	9 20	17 11
Scott Brayton	21 24	- -	23 30	- -	- -	- -	- -	- -	17 13	13 27	- -	- -
Pancho Carter	- -	- -	14 16	- -	- -	- -	- -	- -	15 3	21 3	- -	12 15
Steve Chassey	- -	- -	- -	24 17	- -	- -	- -	- -	26 28	- -	- -	- -
Eddie Cheever (R)	- -	- -	- -	- -	- -	- -	- -	- -	- -	- -	- -	- -
Kevin Cogan	4 1	10 17	6 2	8 12	12 14	11 21	8 23	8 5	12 22	5 2	8 4	2 4
Dale Coyne	- -	24 23	- -	- -	21 21	DNS	24 12	DNS	DNS	28 26	24 23	18 12
Jim Crawford	- -	- -	26 29	- -	- -	- -	- -	- -	- -	- -	- -	- -
Derek Daly	- -	- -	- -	- -	- -	- -	- -	- -	- -	- -	17 6	15 10
Dominic Dobson (R)	- -	20 12	- -	- -	19 19	18 11	16 18	19 16	- -	- -	22 19	- -
Dennis Firestone	- -	- -	- -	- -	- -	- -	- -	- -	21 17	14 28	- -	11 14
Emerson Fittipaldi	5 3	4 16	11 7	11 24	1 12	9 2	2 13	1 17	13 20	11 19	3 21	6 3
A.J. Foyt	13 17	- -	21 24	9 19	- -	- -	- -	- -	11 9	12 4	- -	- -
Chip Ganassi	22 14	- -	25 21	- -	- -	- -	- -	- -	- -	- -	- -	- -
Josele Garza	16 23	19 7	17 18	17 7	15 17	15 8	15 7	16 23	22 2	16 7	15 14	- -
Spike Gehlhausen	- -	- -	- -	- -	- -	- -	- -	- -	27 7	24 22	- -	- -
Roberto Guerrero	15 8	13 24	8 4	6 18	3 13	3 4	9 17	6 20	4 24	7 21	6 2	7 17
Phil Krueger	- -	- -	24 31	- -	- -	- -	- -	- -	- -	- -	- -	- -
Jan Lammers	20 9	16 14	- -	- -	- -	- -	- -	- -	- -	- -	- -	- -
Randy Lanier	23 11	17 13	13 10	20 20	18 9	21 6	17 9	18 21	5 19	- -	- -	- -
Randy Lewis	- -	22 10	- -	- -	- -	23 10	20 20	20 11	- -	- -	19 15	- -
Arie Luyendyk	18 6	11 15	19 15	21 9	- -	16 16	25 24	14 6	16 23	20 17	20 18	- -
Jeff MacPherson (R)	- -	- -	- -	- -	- -	- -	- -	- -	- -	- -	16 22	- -
Rick Mears	3 19	9 20	1 3	5 3	9 16	20 19	7 4	15 8	1 12	6 8	11 17	1 18
Rick Miaskiewicz (R)	- -	23 21	- -	23 16	- -	22 15	19 11	23 13	- -	- -	- -	- -
Rocky Moran (R)	- -	- -	- -	- -	- -	24 13	21 16	- -	- -	27 25	25 25	- -
Roberto Moreno	10 20	6 6	32 19	13 13	11 18	6 18	11 25	4 18	19 6	25 10	10 16	- -
John Morton	- -	- -	- -	- -	- -	- -	- -	21 12	- -	- -	- -	- -
Mike Nish (R)	- -	- -	- -	- -	20 10	25 25	- -	24 22	- -	- -	- -	- -
Danny Ongais	- -	- -	16 23	- -	- -	- -	- -	- -	- -	- -	- -	- -
Johnny Parsons Jr.	- -	- -	28 27	19 22	- -	- -	23 21	- -	18 16	19 29	- -	19 7
Tom Phillips (R)	- -	- -	- -	- -	- -	- -	- -	- -	- -	- -	- -	- -
Ed Pimm	12 22	18 22	10 17	16 10	14 6	13 12	DNS	- -	7 15	8 24	- -	- -
Bobby Rahal	9 16	12 18	4 1	7 6	8 20	7 3	10 15	2 1	3 10	4 14	4 1	3 1
Chip Robinson (R)	- -	- -	- -	- -	- -	17 14	- -	- -	- -	- -	- -	- -
Johnny Rutherford	11 5	21 9	12 8	2 4	17 15	19 7	18 10	22 10	14 1	2 18	21 8	14 16
Dick Simon	- -	- -	33 14	- -	- -	- -	22 22	- -	- -	23 23	- -	16 20
Tom Sneva	14 2	15 4	7 33	3 2	16 4	12 17	13 5	12 9	8 18	29 15	13 12	9 13
George Snider	- -	- -	31 26	- -	- -	- -	- -	- -	25 27	- -	- -	- -
Danny Sullivan	6 4	1 11	2 9	18 11	4 11	5 1	1 1	5 2	9 25	9 16	2 3	8 5
Sammy Swindell	- -	- -	- -	- -	- -	- -	- -	- -	- -	26 9	- -	- -
Al Unser	7 18	- -	5 22	- -	- -	- -	- -	- -	2 14	10 20	- -	- -
Al Unser Jr.	8 12	2 2	9 5	10 8	6 3	4 9	4 8	10 4	20 8	22 6	5 5	10 2
Jacques Villeneuve*	- -	8 8	15 20	22 15	13 5	14 5	12 19	7 24	- -	- -	14 11	13 19
Rich Vogler	- -	- -	27 25	- -	- -	- -	- -	- -	- -	- -	- -	- -
Desire Wilson	- -	- -	- -	- -	- -	- -	- -	- -	- -	- -	23 13	- -

▼ RACES 13-18 CONTINUED ON NEXT PAGE ▼

(R) – Rookie; DNS – Did not start

\*Uncle of 1995 CART champion, Jacques Villeneuve

See page 84 for Track Key

1986 CART Driver Index (RACES 13-18 of 18) – Starts/Finishes *(continued)*

DRIVER	13 MICH ST/FN	14 RA ST/FN	15 LAG ST/FN	16 PHX ST/FN	18 TAM ST/FN
Mario Andretti	10 10	6 9	1 4	5 4	5 11
Michael Andretti	3 2	7 2	4 3	4 1	10 18
Ian Ashley	- -	23 23	- -	- -	- -
Gary Bettenhausen	20 20	- -	- -	22 19	- -
Tony Bettenhausen Jr.	- -	- -	- -	- -	- -
Raul Boesel	12 15	11 8	10 14	15 13	2 19
Geoff Brabham	22 11	13 22	7 6	14 8	7 5
Scott Brayton	4 19	- -	- -	- -	- -
Pancho Carter	- -	- -	- -	- -	- -
Steve Chassey	21 17	- -	- -	- -	- -
Eddie Cheever (R)	- -	- -	- -	- -	11 27
Kevin Cogan	14 4	4 20	8 9	6 14	6 4
Dale Coyne	DNS	22 17	DNS	DNS	26 25
Jim Crawford	- -	- -	- -	- -	- -
Derek Daly	- -	15 13	- -	- -	- -
Dominic Dobson (R)	- -	20 18	23 21	- -	23 13
Dennis Firestone	6 14	- -	- -	21 17	- -
Emerson Fittipaldi	7 3	5 1	9 7	7 5	8 20
A.J. Foyt	15 16	- -	- -	16 22	25 23
Chip Ganassi	- -	- -	- -	- -	- -
Josele Garza	- -	- -	- -	- -	20 24
Spike Gehlhausen	23 18	- -	- -	- -	- -
Roberto Guerrero	2 22	24 4	6 5	8 12	1 2
Phil Krueger	- -	- -	- -	- -	- -
Jan Lammers	- -	- -	12 8	20 23	15 9
Randy Lanier	- -	- -	- -	- -	- -
Randy Lewis	- -	18 24	21 18	- -	27 14
Arie Luyendyk	19 13	14 7	18 10	13 15	18 21
Jeff MacPherson (R)	- -	16 15	19 13	DNS	- -
Rick Mears	1 8	8 3	3 17	2 20	14 3
Rick Miskiewicz (R)	- -	DNS	- -	- -	- -
Rocky Moran (R)	DNS	19 21	24 15	23 21	16 16
Roberto Moreno	17 6	3 16	13 20	12 10	3 17
John Morton	- -	- -	- -	- -	- -
Mike Nish (R)	- -	- -	- -	- -	- -
Danny Ongais	- -	- -	- -	- -	- -
Johnny Parsons Jr.	18 23	- -	- -	18 11	- -
Tom Phillips (R)	- -	- -	20 24	- -	- -
Ed Pimm	13 7	- -	16 11	11 7	22 10
Bobby Rahal	8 1	1 5	2 1	1 3	4 8
Chip Robinson (R)	- -	- -	- -	- -	21 7
Johnny Rutherford	5 9	21 14	17 12	9 9	24 12
Dick Simon	- -	- -	- -	- -	- -
Tom Sneva	9 5	12 12	15 22	19 18	13 22
George Snider	- -	- -	- -	- -	- -
Danny Sullivan	16 12	2 6	5 2	3 2	9 26
Sammy Swindell	- -	- -	- -	- -	- -
Al Unser	- -	- -	- -	- -	17 15
Al Unser Jr.	11 21	9 11	11 23	10 6	19 1
Jacques Villeneuve*	- -	10 10	14 19	17 16	12 6
Rich Vogler	- -	- -	- -	- -	- -
Desire Wilson	- -	17 19	22 16	- -	- -

▲ RACES 1-12 SHOWN ON PREVIOUS PAGE ▲

(R) – Rookie; DNS – Did not start

\*Uncle of 1995 CART champion, Jacques Villeneuve

See page 84 for Track Key

## 1985 CART Driver Performance Chart

Rank	Driver	Points	Starts	Running at Finish	Top Finish	Laps Led	Times Led	Laps Completed (2,051)	Miles Completed (3,758.258)	Earnings
1	Al Unser	151	14	12	1	322	14	1747	3353.071	\$843,885
2	Al Unser Jr.	150	15	9	1	210	16	1620	3008.678	730,242
3	Bobby Rahal	134	15	9	1	467	22	1621	2879.388	595,811
4	Danny Sullivan	126	15	10	1	209	14	1787	3199.071	958,063
5	Mario Andretti	114	14	6	1	514	19	1701	3084.472	714,246
6	Emerson Fittipaldi	104	15	11	1	55	7	1629	3208.120	587,895
7	Tom Sneva	66	15	8	2	23	6	1619	2879.298	321,053
8	Jacques Villeneuve*	54	11	5	1	14	1	948	1497.499	215,854
9	Michael Andretti	53	15	6	2	29	2	1221	2349.408	363,454
10	Rick Mears	51	5	3	1	36	3	629	1219.000	245,177
11	Johnny Rutherford	51	14	8	1	36	6	1441	2698.744	378,519
12	Josele Garza	46	15	8	6	31	2	1345	2202.584	289,963
13	Ed Pimm	45	13	10	3	1	1	1587	2841.853	285,297
14	Kevin Cogan	44	15	8	4	15	1	1534	2729.218	297,856
15	Geoff Brabham	41	15	8	2	0	0	1430	2470.472	326,556
16	Pancho Carter	37	10	7	2	18	2	1258	1994.000	256,454
17	Roberto Guerrero	34	14	3	3	49	6	1155	2259.998	360,850
18	Arie Luyendyk (R)	33	12	7	5	0	0	1064	2007.682	298,248
19	Bruno Giacomelli (R)	32	9	3	5	3	1	739	1339.153	168,233
20	Jim Crawford	16	7	4	4	0	0	622	1119.506	169,865
21	Bill Whittington	15	9	4	5	0	0	687	1448.396	198,794
22	Scott Brayton	15	10	3	6	1	1	845	1623.140	228,112
23	Alan Jones (R)	14	1	1	3	0	0	50	200.000	31,864
24	Danny Ongais	14	6	3	6	0	0	637	1212.240	120,062
25	Howdy Holmes	12	12	7	9	0	0	1255	2499.273	256,756
26	Jan Lammers (R)	11	5	2	5	5	1	401	671.261	54,965
27	Michael Roe (R)	11	4	2	7	0	0	264	484.866	56,067
28	Roberto Moreno (R)	10	5	1	5	13	2	251	550.874	55,972
29	Johnny Parsons Jr.	10	1	1	5	0	0	198	495.000	98,862
30	Raul Boesel (R)	10	10	4	8	0	0	597	1347.923	207,149
31	Enrique Mansilla (R)	8	3	1	9	0	0	329	548.926	36,997
32	Pete Halsmer	7	4	3	8	0	0	445	675.886	37,965
33	Steve Chassey	6	8	4	11	0	0	856	1666.328	113,910
34	Dennis Firestone	5	10	2	9	0	0	872	1565.262	124,995
35	Rupert Keegan	4	3	1	10	0	0	218	418.000	13,116
36	Dick Simon	3	7	3	10	0	0	770	1361.552	146,148
37	Chet Phillip	3	3	2	10	0	0	415	675.440	11,237
38	Dominic Dobson (R)	2	2	0	11	0	0	163	298.680	26,223
39	Herm Johnson	1	2	1	12	0	0	65	226.900	15,768
40	Derek Daly	1	1	1	12	0	0	189	472.500	77,962
41	Randy Lanier (R)	0	9	2	13	0	0	484	964.168	51,334
	Spike Gehlhausen	0	2	1	14	0	0	315	442.000	17,612
	John Paul Jr.	0	2	1	15	0	0	246	613.360	71,112
	Phil Krueger	0	2	0	15	0	0	203	468.500	12,453
	Rocky Moran	0	1	1	15	0	0	80	133.600	17,988
	Tom Bigelow	0	3	0	18	0	0	408	670.000	35,190
	Ian Ashley (R)	0	1	0	18	0	0	49	87.416	3,300
	A.J. Foyt	0	6	0	20	0	0	252	465.912	70,135
	Don Whittington	0	3	0	20	0	0	216	447.500	87,979
	Gary Bettenhausen	0	2	0	16	0	0	127	121.432	24,727
	Chip Ganassi	0	2	0	22	0	0	190	440.500	62,060
	Dale Coyne (R)	0	5	0	23	0	0	60	144.000	85,036
	Sammy Swindell (R)	0	2	0	23	0	0	97	213.500	29,289
	Rich Vogler (R)	0	1	0	23	0	0	119	297.500	71,182
	Jeff Wood (R)	0	1	0	23	0	0	36	89.280	2,040
	Dick Ferguson	0	1	0	25	0	0	4	6.680	4,320
	Chico Serra (R)	0	1	0	25	0	0	29	55.535	2,640
	Ludwig Heimrath Jr. (R)	0	1	0	26	0	0	12	27.700	1,840
	Tony Bettenhausen Jr.	0	1	0	29	0	0	31	77.500	63,612
	George Snider	0	1	0	32	0	0	13	32.500	53,262

(R) – Rookie

\*Uncle of 1995 CART champion, Jacques Villeneuve

## WINS

1	Mario Andretti	3
	Bobby Rahal	3
3	Danny Sullivan	2
	Al Unser Jr.	2
5	Emerson Fittipaldi	1
	Rick Mears	1
	Johnny Rutherford	1
	Al Unser	1
	Jacques Villeneuve	1

## POLES

1	Bobby Rahal**	7
2	Mario Andretti	3
3	Rick Mears	2
	Danny Sullivan	2
5	Pancho Carter	1
	Al Unser	1

\*\*Rahal was credited with winning the pole position for the first of two races at Michigan in 1985, although he started 26th due to a pre-race practice accident. Rick Mears started on the pole and both he and Rahal were credited with pole positions.

## 1985 CART Driver Index (RACES 1-12 of 15) – Starts/Finishes

DRIVER	1 LB ST/FN	2 IMS ST/FN	3 MIL ST/FN	4 PORT ST/FN	5 MEAD ST/FN	6 CLV ST/FN	7 MICH ST/FN	8 RA ST/FN	9 POC ST/FN	10 M-O ST/FN	11 SNR ST/FN	12 MICH ST/FN
Mario Andretti	1 1	4 2	1 1	4 1	1 26	3 14	3 10	- -	10 6	4 7	8 15	2 21
Michael Andretti	11 19	15 8	10 19	18 28	19 4	9 7	11 27	10 2	4 13	11 14	11 19	5 25
Ian Ashley (R)	- -	- -	- -	- -	- -	- -	- -	- -	- -	- -	- -	- -
Gary Bettenhausen	- -	- -	- -	- -	- -	- -	- -	- -	- -	- -	23 22	DNS
Tony Bettenhausen Jr.	- -	29 29	- -	- -	- -	- -	- -	- -	- -	- -	- -	- -
Tom Bigelow	- -	- -	23 18	- -	- -	- -	21 26	- -	27 23	- -	- -	- -
Raul Boesel (R)	24 20	23 18	- -	12 11	18 11	13 12	23 28	9 8	- -	16 23	- -	- -
Geoff Brabham	4 6	9 19	12 12	5 14	3 24	4 2	5 29	7 15	11 19	3 13	14 4	22 16
Scott Brayton	23 11	2 30	DNS	21 6	17 15	24 25	16 8	- -	14 16	- -	- -	15 22
Pancho Carter	26 13	1 33	18 5	25 13	- -	19 16	4 16	- -	12 12	- -	6 2	3 10
Steve Chassey	- -	- -	DNS	DNS	23 20	DNS	20 12	23 26	26 11	26 12	- -	24 14
Kevin Cogan	19 23	32 11	22 16	23 5	9 7	11 9	13 7	18 25	8 17	12 21	25 9	9 4
Dale Coyne (R)	DNS	- -	DNS	DNS	DNS	DNS	30 24	26 23	24 27	28 28	- -	DNS
Jim Crawford	10 4	27 16	- -	- -	10 9	22 13	- -	- -	- -	- -	9 20	- -
Derek Daly	- -	31 12	- -	- -	- -	- -	- -	- -	- -	- -	- -	- -
Dominic Dobson (R)	- -	- -	- -	- -	DNS	- -	- -	- -	- -	- -	- -	- -
Dick Ferguson	25 25	- -	- -	- -	- -	- -	- -	- -	- -	- -	- -	- -
Chet Fillip	- -	- -	9 10	- -	- -	28 18	22 17	- -	- -	- -	- -	- -
Dennis Firestone	22 22	- -	24 20	27 18	DNS	26 21	29 11	22 20	22 9	23 17	18 14	DNS
Emerson Fittipaldi	5 2	5 13	8 8	6 3	5 2	6 8	19 1	16 5	7 7	13 8	19 25	10 13
A.J. Foyt	- -	21 28	- -	- -	27 23	- -	- -	- -	17 24	- -	20 24	- -
Chip Ganassi	- -	25 22	- -	- -	- -	- -	27 22	- -	- -	- -	- -	- -
Josele Garza	13 28	18 31	14 7	16 12	12 27	12 6	10 19	14 18	18 26	17 11	16 6	25 6
Spike Gehlhausen	- -	- -	16 14	- -	- -	- -	28 18	- -	- -	- -	- -	- -
Bruno Giacomelli (R)	6 18	- -	- -	8 10	8 5	8 10	- -	24 22	- -	15 6	5 16	- -
Roberto Guerrero	8 26	16 3	5 6	7 15	DNS	15 19	15 13	5 19	13 18	14 18	2 23	17 24
Pete Halsmer	- -	- -	20 15	11 8	16 19	- -	- -	- -	- -	- -	- -	11 11
Ludwig Heimrath Jr. (R)	- -	- -	- -	- -	- -	- -	- -	- -	- -	19 26	- -	- -
Howdy Holmes	16 14	19 10	21 11	22 17	21 13	21 22	14 9	15 10	20 21	20 16	21 21	19 18
Herm Johnson	- -	- -	- -	- -	- -	- -	- -	25 12	- -	27 24	- -	- -
Alan Jones (R)	- -	- -	- -	- -	- -	- -	- -	12 3	- -	- -	- -	- -
Rupert Keegan (R)	- -	- -	- -	- -	- -	- -	- -	- -	- -	22 19	- -	- -
Phil Krueger	- -	- -	- -	- -	- -	DNS	25 21	- -	25 15	- -	- -	- -
Jan Lammers (R)	- -	- -	- -	24 16	26 12	- -	- -	- -	- -	- -	- -	- -
Randy Lanier (R)	21 24	- -	- -	28 22	25 22	27 20	- -	20 14	- -	25 20	- -	- -
Arie Luyendyk (R)	15 17	20 7	15 17	10 21	14 10	14 5	DNS	6 6	- -	DNS	3 18	20 15
Enrique Mansilla (R)	- -	- -	- -	- -	- -	- -	- -	17 9	- -	10 10	17 12	- -
Rick Mears	- -	10 21	3 3	- -	- -	- -	1 30	- -	1 1	- -	- -	7 2
Rocky Moran (R)	27 15	- -	- -	DNS	- -	- -	- -	- -	- -	- -	- -	- -
Roberto Moreno (R)	- -	- -	- -	- -	7 28	- -	- -	3 16	- -	5 25	- -	- -
Danny Ongais	DNS	17 17	- -	- -	- -	- -	17 20	- -	15 22	- -	- -	13 7
Johnny Parsons Jr.	- -	26 5	- -	16 17	- -	- -	- -	- -	- -	- -	- -	- -
John Paul Jr.	- -	24 15	- -	- -	- -	16 17	- -	- -	- -	- -	- -	- -
Ed Pimm	18 12	22 9	6 21	13 19	DNS	- -	18 5	21 11	16 20	18 9	10 8	6 3
Bobby Rahal (a)	2 27	3 27	11 9	3 20	4 25	1 28	26 6	2 4	3 4	1 1	1 10	1 1
Michael Roe (R)	28 21	- -	- -	14 7	20 8	20 26	- -	- -	- -	- -	- -	- -
Johnny Rutherford	20 10	30 6	7 23	20 9	24 14	25 15	6 4	DNS	5 14	21 22	12 1	14 9
Chico Serra (R)	- -	- -	- -	26 25	- -	- -	- -	- -	- -	- -	- -	- -
Dick Simon	- -	14 26	17 13	- -	28 17	- -	24 25	- -	21 10	- -	22 17	16 19
Tom Sneva	14 8	13 20	19 2	15 24	22 6	17 11	9 3	19 21	19 8	24 15	24 7	12 5
George Snider	- -	28 32	- -	- -	- -	- -	- -	- -	- -	- -	- -	- -
Danny Sullivan	9 3	8 1	2 4	1 27	2 18	2 27	2 14	1 13	2 5	2 2	7 5	23 8
Sammy Swindell	- -	- -	- -	- -	- -	- -	12 23	- -	23 25	- -	- -	- -
Al Unser	12 5	7 4	- -	19 4	13 3	10 3	8 2	11 7	6 3	8 27	4 13	18 12
Al Unser Jr.	3 9	11 25	4 24	2 2	6 1	7 1	7 15	8 17	9 2	7 4	15 3	8 23
Jacques Villeneuve*	7 7	- -	13 22	9 23	15 21	5 4	- -	4 1	- -	6 3	13 11	- -
Rich Vogler (R)	- -	33 23	- -	- -	- -	- -	- -	- -	- -	- -	- -	- -
Bill Whittington	17 16	12 14	DNS	17 26	11 16	23 24	- -	13 24	- -	9 5	- -	21 17
Don Whittington	- -	6 24	DNS	- -	- -	- -	- -	- -	- -	- -	- -	4 20
Jeff Wood (R)	- -	- -	- -	- -	- -	18 23	- -	- -	- -	- -	- -	- -

(R) – Rookie; DNS – Did not start

\*Uncle of 1995 CART Champion Jacques Villeneuve

(a) – Rahal was credited with winning the pole position for the first of two races at Michigan in 1985, although he started 26th due to a pre-race practice accident. Rick Mears started on the pole and both he and Rahal were credited with pole positions.

See page 84 for Track Key

▼ RACES 13-15 CONTINUED ON NEXT PAGE ▼

## 1985 CART Driver Index (RACES 13-15 of 15) – Starts/Finishes (continued)

DRIVER	13 LAG ST/FN	14 PHX ST/FN	15 TAM ST/FN
Mario Andretti	8 11	7 3	9 27
Michael Andretti	13 9	6 5	20 25
Ian Ashley (R)	- -	- -	16 18
Gary Bettenhausen	- -	18 16	- -
Tony Bettenhausen Jr.	- -	- -	- -
Tom Bigelow	- -	- -	- -
Raul Boesel (R)	17 20	- -	13 23
Geoff Brabham	7 10	10 12	2 22
Scott Brayton	18 26	5 18	- -
Pancho Carter	- -	9 7	- -
Steve Chassey	22 15	23 11	DNS
Kevin Cogan	5 17	26 22	17 24
Dale Coyne (R)	27 27	DNS	DNS
Jim Crawford	- -	13 15	15 16
Derek Daly	- -	- -	- -
Dominic Dobson (R)	21 18	- -	27 11
Dick Ferguson	- -	- -	- -
Chet Fillip	- -	- -	- -
Dennis Firestone	25 23	- -	- -
Emerson Fittipaldi	14 24	3 8	7 26
A.J. Foyt	- -	21 23	23 20
Chip Ganassi	- -	- -	- -
Josele Garza	15 7	15 10	22 9
Spike Gehlhausen	- -	- -	- -
Bruno Giacomelli (R)	12 6	- -	3 14
Roberto Guerrero	3 4	16 21	10 28
Pete Halsmer	- -	- -	- -
Ludwig Heimrath Jr. (R)	- -	- -	- -
Howdy Holmes	DNS	- -	- -
Herm Johnson	- -	- -	- -
Alan Jones (R)	- -	- -	- -
Rupert Keegan (R)	19 12	- -	25 10
Phil Krueger	- -	- -	- -
Jan Lammers (R)	16 5	24 20	6 13
Randy Lanier (R)	26 13	20 17	21 15
Arie Luyendyk (R)	9 22	11 25	11 7
Enrique Mansilla (R)	- -	- -	- -
Rick Mears	- -	- -	- -
Rocky Moran (R)	- -	- -	- -
Roberto Moreno (R)	6 16	- -	5 5
Danny Ongais	- -	19 14	19 6
Johnny Parsons Jr.	- -	- -	- -
John Paul Jr.	- -	- -	- -
Ed Pimm	24 14	17 9	28 12
Bobby Rahal (a)	1 1	2 6	1 2
Michael Roe (R)	- -	- -	- -
Johnny Rutherford	20 21	14 26	24 19
Chico Serra (R)	- -	- -	- -
Dick Simon	- -	DNS	- -
Tom Sneva	23 19	25 19	26 21
George Snider	- -	- -	- -
Danny Sullivan	2 8	4 4	4 1
Sammy Swindell	- -	- -	- -
Al Unser	10 2	1 1	12 4
Al Unser Jr.	4 3	8 2	8 3
Jacques Villeneuve*	11 25	12 13	18 17
Rich Vogler (R)	- -	- -	- -
Bill Whittington	DNS	- -	14 8
Don Whittington	- -	22 24	- -
Jeff Wood (R)	- -	- -	- -

▲ RACES 1-12 SHOWN ON PREVIOUS PAGE ▲

(R) – Rookie; DNS – Did not start

\*Uncle of 1995 CART Champion Jacques Villeneuve

See page 84 for Track Key

## 1984 CART Driver Performance Chart

Rank	Driver	Points	Starts	Running at Finish	Top Finish	Laps Led	Times Led	Laps Completed (2,289)	Miles Completed (3,945.440)	Earnings
1	Mario Andretti	176	16	11	1	572	23	2000	3389.977	\$931,929
2	Tom Sneva	163	16	12	1	480	25	2074	3610.732	632,331
3	Bobby Rahal	137	16	12	1	485	20	2156	3706.067	559,900
4	Danny Sullivan	110	16	10	1	158	7	1782	3028.535	552,426
5	Rick Mears	110	11	9	1	273	13	1403	2815.127	730,329
6	Al Unser Jr.	103	16	9	1	79	7	1764	2945.867	435,715
7	Michael Andretti	102	16	11	3	48	6	1958	3362.928	433,852
8	Geoff Brabham	87	16	12	2	0	0	1859	3122.607	416,356
9	Al Unser	76	16	9	3	20	7	1734	3048.278	386,181
10	Danny Ongais	53	13	6	3	6	2	1458	2497.711	211,829
11	Roberto Guerrero (R)	52	16	6	2	2	1	1176	2279.473	405,536
12	Howdy Holmes	44	16	9	2	8	1	1866	3267.801	235,393
13	Josele Garza	42	14	8	4	14	1	1612	2938.874	291,992
14	Gordon Johncock	39	13	9	4	1	1	1677	2930.865	249,137
15	Emerson Fittipaldi (R)	30	9	5	4	0	0	935	1415.041	175,582
16	Jacques Villeneuve* (R)	30	9	7	6	50	3	1045	1391.542	105,737
17	John Paul Jr.	28	7	5	3	10	1	645	1334.500	118,547
18	Al Holbert (R)	28	14	4	4	0	0	1138	2206.751	287,693
19	Derek Daly	26	11	5	4	0	0	966	1811.967	194,542
20	Chip Ganassi	24	8	4	2	0	0	799	1290.289	164,185
21	Pancho Carter	22	5	2	6	0	0	900	1679.250	94,558
22	Johnny Rutherford	20	6	3	5	46	1	906	1498.524	115,758
23	Scott Brayton	19	13	9	8	0	0	1528	2800.282	170,209
24	Kevin Cogan	17	9	1	8	6	4	889	1603.744	144,464
25	Teo Fabi	15	7	3	3	16	3	637	1048.580	165,199
26	Dick Simon	15	14	8	4	0	0	1523	2610.799	237,998
27	Jim Crawford (R)	12	3	1	4	0	0	162	275.730	42,240
28	Corrado Fabi (R)	11	4	2	6	0	0	409	406.038	58,059
29	Pete Halsmer	9	12	6	8	0	0	1122	1940.687	157,333
30	Chris Kneifel	9	6	3	8	0	0	553	1028.965	140,277
31	A.J. Foyt	8	5	1	6	15	1	656	1283.000	89,712
32	Herm Johnson	5	3	1	8	0	0	405	735.500	81,373
33	Bruno Giacomelli (R)	5	2	1	8	0	0	102	192.420	24,013
34	Arie Luyendyk (R)	5	1	1	8	0	0	48	192.000	14,380
35	John Morton (R)	5	5	2	9	0	0	513	927.770	70,128
36	Ed Pimm (R)	5	13	3	10	0	0	1011	1630.696	114,091
37	Gary Bettenhausen	3	4	3	10	0	0	674	1244.435	35,771
38	George Snider	2	1	1	11	0	0	193	482.500	69,357
39	Dennis Firestone	1	5	2	12	0	0	528	987.910	79,779
40	Mike Chandler	0	1	0	16	0	0	58	96.860	9,800
41	Roger Mears	0	1	0	26	0	0	10	10.000	6,080
	Johnny Parsons Jr.	0	1	1	17	0	0	129	129.000	1,080
	Tony Bettenhausen Jr.	0	4	2	15	0	0	579	1223.500	91,507
	Tom Gloy	0	3	0	14	0	0	289	656.460	68,667
	Patrick Bedard	0	1	0	30	0	0	55	137.500	56,793
	Spike Gehlhausen	0	2	0	25	0	0	204	430.500	56,291
	Stan Fox (R)	0	5	0	19	0	0	339	468.100	76,885
	Jose Romero (R)	0	1	0	28	0	0	0	0.000	2,000
	Kenneth Acheson (R)	0	1	0	28	0	0	4	6.728	8,417
	Graham McRae	0	1	0	25	0	0	23	57.040	1,400
	Randy Lewis	0	3	0	19	0	0	117	204.060	22,243
	Dick Ferguson	0	5	0	17	0	0	75	227.920	18,101
	Steve Chassey	0	7	1	16	0	0	389	886.300	103,229
	Chet Fillip	0	3	2	15	0	0	329	751.500	6,051
	Phil Krueger	0	1	0	29	0	0	88	176.000	1,805
	Bill Alsup	0	3	1	14	0	0	530	885.548	33,869
	Ludwig Heimrath Jr.	0	1	0	23	0	0	8	32.000	6,737
	Jerry Karl	0	2	0	24	0	0	51	121.000	8,952
	Dale Coyne (R)	0	1	1	14	0	0	67	159.700	2,880
	Peter Kuhn (R)	0	3	1	16	0	0	140	264.100	9,680
	Mike Nish (R)	0	1	0	15	0	0	102	102.000	6,333
	Michael Thackwell (R)	0	2	0	18	0	0	146	209.975	26,126
	Desiré Wilson	0	0	0	0	0	0	0	0.000	4,174
	Bill Tempero	0	0	0	0	0	0	0	0.000	4,800

(R) – Rookie

\*Uncle of 1995 CART champion, Jacques Villeneuve

## WINS

1	Mario Andretti	6
2	Tom Sneva	3
	Danny Sullivan	3
4	Bobby Rahal	2
5	Rick Mears	1
	Al Unser Jr.	1

## POLES

1	Mario Andretti	8
2	Rick Mears	2
	Tom Sneva	2
4	Bobby Rahal	1
	Danny Sullivan	1
	Jacques Villeneuve* (R)	1
	Johnny Rutherford	1

## 1984 CART Driver Index (RACES 1-12 of 16) – Starts/Finishes

DRIVER	1 LB ST/FN	2 PHX ST/FN	3 IMS ST/FN	4 MIL ST/FN	5 PORT ST/FN	6 MEAD ST/FN	7 CLV ST/FN	8 MICH ST/FN	9 RA ST/FN	10 POC ST/FN	11 M-O ST/FN	12 SNR ST/FN
Kenneth Acheson (R)	-	-	-	-	-	24 28	-	-	-	-	-	-
Bill Alsup	DNS	DNS	-	-	-	-	-	28 16	-	26 24	-	23 14
Mario Andretti	1 1	3 20	6 17	3 8	1 26	1 1	1 21	1 1	1 1	3 19	1 1	4 7
Michael Andretti	7 10	7 3	4 5	4 4	4 12	11 13	12 3	11 20	10 16	15 23	12 16	5 3
Patrick Bedard	-	-	19 30	-	-	-	-	-	-	-	-	-
Gary Bettenhausen	-	-	-	19 15	26 13	-	DNS	21 23	-	20 10	-	-
Tony Bettenhausen Jr.	DNS	20 22	17 26	-	-	-	-	24 15	-	29 16	-	-
Geoff Brabham	8 2	21 16	8 33	21 17	11 2	9 3	8 8	19 9	6 5	18 14	18 21	18 15
Scott Brayton	-	-	26 18	23 22	24 25	28 14	21 11	12 13	22 12	5 6	19 12	14 11
Pancho Carter	-	-	21 19	-	-	-	-	8 6	-	19 7	-	-
Mike Chandler	6 16	-	-	-	-	-	-	-	-	-	-	-
Steve Chassey	DNS	DNS	-	DNS	-	DNS	27 16	23 32	20 24	27 22	24 28	-
Kevin Cogan	21 28	17 8	27 20	12 9	12 18	16 20	17 22	5 8	14 10	-	-	-
Dale Coyne (R)	-	-	-	-	-	-	-	-	-	-	26 14	-
Jim Crawford (R)	10 4	-	-	-	-	26 21	-	-	-	-	-	-
Derek Daly	2 7	9 15	29 27	-	5 4	3 19	6 6	20 17	15 18	-	7 18	21 21
Corrado Fabi (R)	-	-	-	-	-	-	-	-	-	-	13 25	9 10
Teo Fabi	3 18	2 19	14 24	6 12	7 3	5 27	4 13	-	-	-	-	-
Dick Ferguson	-	-	-	-	-	-	25 27	-	25 21	32 33	22 27	-
Chet Fillip	-	-	-	-	-	-	-	25 31	-	24 15	-	-
Dennis Firestone	-	-	32 12	-	-	-	-	-	26 17	22 26	-	25 16
Emerson Fittipaldi(R)	12 5	24 12	23 32	-	-	18 7	7 20	-	-	-	6 4	24 18
Stan Fox (R)	-	-	-	24 24	27 21	DNS	-	27 28	DNS	25 32	DNS	22 19
A.J. Foyt	-	-	12 6	-	-	-	-	33 22	-	17 27	-	-
Chip Ganassi	27 25	12 11	22 28	16 11	18 15	17 9	9 2	16 27	-	-	-	-
Josele Garza	25 23	DNS	24 10	DNS	23 7	12 23	18 17	18 11	16 7	21 25	17 11	7 4
Spike Gehlhausen	-	-	25 31	-	-	-	-	31 25	-	-	-	-
Bruno Giacomelli (R)	9 27	-	-	-	-	-	-	-	-	-	-	-
Tom Gloy	-	-	13 14	-	-	20 16	19 23	-	-	-	-	-
Roberto Guerrero (R)	5 26	10 24	7 2	22 21	3 19	6 25	3 5	9 5	2 11	6 31	11 15	3 25
Pete Halsmer	19 8	25 14	-	-	9 22	10 26	-	32 14	-	30 18	10 13	15 24
Ludwig Heimrath Jr.	-	-	-	-	-	-	-	-	21 23	-	-	-
Al Holbert (R)	20 15	23 23	16 4	15 20	13 24	15 5	15 7	13 19	13 22	14 29	16 17	-
Howdy Holmes	17 13	4 2	2 13	10 7	17 17	14 17	13 12	6 21	17 14	10 9	14 6	11 9
Gordon Johncock	22 11	11 10	5 25	11 6	16 9	21 12	11 18	7 4	12 9	7 11	15 10	13 17
Herm Johnson	-	-	9 8	18 18	-	-	-	-	-	-	27 23	DNS
Jerry Karl	-	-	-	-	-	-	-	-	-	23 30	-	-
Chris Kneifel	DNS	13 9	33 15	17 23	19 8	DNS	20 15	DNS	23 25	-	-	-
Phil Krueger	-	-	-	-	-	-	-	22 29	-	-	-	-
Peter Kuhn (R)	-	-	-	-	-	-	-	-	-	-	23 20	DNS
Randy Lewis	-	-	-	-	-	-	24 26	-	-	-	-	-
Arie Luyendyk (R)	-	-	-	-	-	-	-	-	18 8	-	-	-
Graham McRae	-	-	-	-	-	-	26 25	-	-	-	-	-
Rick Mears	18 21	8 18	3 1	1 2	6 10	8 10	23 4	4 3	5 4	1 2	2 5	-
Roger Mears	-	22 26	-	-	-	-	-	-	-	-	-	-
John Morton (R)	23 9	-	-	-	-	-	-	-	-	28 20	25 26	-
Mike Nish (R)	-	-	-	-	-	-	-	-	-	-	-	-
Danny Ongais	-	18 5	11 9	14 10	21 11	23 18	22 28	29 24	-	8 5	-	19 23
Johnny Parsons Jr.	-	26 17	-	-	-	-	-	-	-	-	-	-
John Paul Jr.	16 20	DNS	-	-	-	-	-	-	9 6	33 17	20 9	-
Ed Pimm (R)	26 12	-	-	20 19	25 16	25 22	DNS	26 33	11 26	31 13	28 22	16 22
Bobby Rahal	13 14	6 7	18 7	7 14	8 14	2 11	2 14	3 18	3 2	2 3	5 2	1 2
Jose Romero (R)	-	-	-	-	28 28	-	-	-	-	-	-	-
Johnny Rutherford	-	-	30 22	-	-	-	-	10 7	-	12 28	-	10 5
Dick Simon	28 19	15 4	20 23	9 13	22 20	27 24	DNS	30 12	24 15	16 12	21 24	20 12
Tom Sneva	15 3	1 1	1 16	2 1	15 5	19 6	16 19	2 2	8 20	4 4	9 7	17 20
George Snider	-	-	31 11	-	-	-	-	-	-	-	-	-
Danny Sullivan	14 24	19 6	28 29	13 16	2 23	7 2	5 1	17 10	4 19	9 1	4 3	2 1
Bill Tempero	-	-	-	-	-	-	-	-	DNS	-	-	-
Michael Thackwell (R)	-	-	-	-	-	-	-	-	-	-	-	-
Al Unser	24 22	14 21	10 3	5 5	14 27	13 8	10 10	15 30	7 3	11 8	3 8	6 13
Al Unser Jr.	4 17	5 25	15 21	8 3	10 1	4 4	14 24	14 26	19 13	13 21	8 19	12 6
Jacq. Villeneuve*(R)	11 6	16 13	-	-	20 6	22 15	28 9	-	-	-	-	8 8
Desire Wilson	DNS	-	-	-	-	-	-	-	-	-	-	-

▶ RACES 13-16 CONTINUED ON NEXT PAGE ▶

(R) – Rookie; DNS – Did not start

\*Uncle of 1995 CART Champion Jacques Villeneuve

See page 84 for Track Key

## 1984 CART Driver Index (RACES 13-16 of 16) – Starts/Finishes (continued)

DRIVER	13 MICH ST/FN	14 PHX ST/FN	15 LAG ST/FN	16 CP ST/FN
Kenneth Acheson (R)	- -	- -	- -	- -
Bill Alsop	- -	- -	- -	- -
Mario Andretti	3 1	7 12	1 2	2 2
Michael Andretti	10 7	4 3	6 3	10 24
Patrick Bedard	- -	- -	- -	- -
Gary Bettenhausen	- -	- -	- -	- -
Tony Bettenhausen Jr.	- -	- -	- -	- -
Geoff Brabham	19 11	23 16	4 5	7 5
Scott Brayton	- -	22 23	21 15	15 8
Pancho Carter	- -	21 7	- -	19 11
Mike Chandler	- -	- -	- -	- -
Steve Chassey	21 20	- -	22 16	DNS
Kevin Cogan	- -	- -	- -	- -
Dale Coyne (R)	- -	- -	- -	- -
Jim Crawford (R)	- -	- -	24 23	- -
Derek Daly	16 21	- -	- -	- -
Corrado Fabi (R)	- -	6 6	- -	14 25
Teo Fabi	- -	- -	- -	- -
Dick Ferguson	- -	- -	27 27	- -
Chet Fillip	22 17	- -	- -	- -
Dennis Firestone	- -	- -	- -	23 21
Emerson Fittipaldi(R)	12 12	- -	- -	6 13
Stan Fox (R)	DNS	DNS	DNS	DNS
A.J. Foyt	- -	15 14	- -	22 22
Chip Ganassi	- -	- -	- -	- -
Josele Garza	11 10	16 8	20 13	17 10
Spike Gehlhausen	- -	- -	- -	- -
Bruno Giacomelli (R)	- -	- -	7 8	- -
Tom Gloy	- -	- -	- -	- -
Roberto Guerrero (R)	15 23	8 24	9 7	9 6
Pete Halsmer	8 18	5 18	8 26	20 9
Ludwig Heimrath Jr.	- -	- -	- -	- -
Al Holbert (R)	14 13	17 22	14 22	- -
Howdy Holmes	13 8	14 19	12 20	12 16
Gordon Johncock	- -	20 13	- -	DNS
Herrn Johnson	- -	- -	- -	- -
Jerry Karl	24 24	- -	- -	- -
Chris Kneifel	- -	- -	- -	- -
Phil Krueger	- -	- -	- -	- -
Peter Kuhn (R)	23 16	- -	25 25	- -
Randy Lewis	- -	- -	26 19	25 23
Arie Luyendyk (R)	- -	- -	- -	- -
Graham McRae	- -	- -	- -	- -
Rick Mears	- -	- -	- -	- -
Roger Mears	- -	- -	- -	- -
John Morton (R)	DNS	DNS	23 17	24 12
Mike Nish (R)	- -	19 15	- -	DNS
Danny Ongais	6 3	18 5	18 21	18 17
Johnny Parsons Jr.	- -	- -	- -	- -
John Paul Jr.	20 22	- -	16 11	3 3
Ed Pimm (R)	18 19	24 10	13 12	21 19
Bobby Rahal	4 5	2 1	2 1	4 7
Jose Romero (R)	- -	- -	- -	- -
Johnny Rutherford	1 14	3 11	- -	- -
Dick Simon	17 15	11 21	19 14	- -
Tom Sneva	2 2	9 4	15 10	5 1
George Snider	- -	- -	- -	- -
Danny Sullivan	9 9	10 20	3 9	1 18
Bill Tempero	- -	- -	- -	- -
Michael Thackwell (R)	- -	- -	11 18	11 20
Al Unser	7 4	12 17	5 6	8 14
Al Unser Jr.	5 6	13 2	10 4	16 4
Jacq. Villeneuve*(R)	- -	1 9	17 24	13 15
Desire Wilson	- -	- -	- -	- -

▲ RACES 1-12 SHOWN ON PREVIOUS PAGE ▲

(R) – Rookie; DNS – Did not start

\*Uncle of 1995 CART Champion Jacques Villeneuve

See page 84 for Track Key



## 1983-84 USAC Driver Performance Chart

Rank	Driver	Points	Starts	Running at Finish	Top Finish	Laps Led	Races Led	Laps Completed	Earnings
1	Rick Mears	1000	1	1	1	119	1	200	\$433,824
2	Roberto Guerrero	800	1	1	2	0	0	198	171,911
3	Al Unser	700	1	1	3	0	0	198	115,637
4	Al Holbert	600	1	1	4	0	0	198	104,803
5	Michael Andretti	500	1	1	5	0	0	198	115,956
6	Gary Bettenhausen	400	1	1	1	0	0	100	21,350
7	A.J. Foyt	400	1	1	6	0	0	197	75,908
8	George Snider	340	2	2	4	0	0	293	72,259
9	Bobby Rahal	300	1	1	7	0	0	197	71,572
10	Ken Schrader	280	1	1	3	0	0	100	6,335
11	Herm Johnson	250	1	1	8	0	0	194	69,786
12	Danny Ongais	200	1	1	9	3	1	193	64,212
13	Josele Garza	150	1	1	10	0	0	193	62,858
14	Larry Rice	100	1	1	8	0	0	100	3,375
15	Dennis Firestone	50	1	1	12	0	0	186	58,339
16	Rich Vogler	40	1	1	11	0	0	99	2,685
17	Chris Kneifel	25	1	0	15	0	0	175	57,231
18	Tom Sneva	25	1	0	16	31	1	168	107,704
19	Billy Vukovich	20	1	1	12	0	0	98	2,051
20	Mario Andretti	20	1	0	17	29	1	153	67,643
21	Scott Brayton	20	1	0	18	0	0	150	59,502
22	Pancho Carter	20	1	0	19	0	0	141	54,501
23	Kevin Cogan	20	1	0	20	0	0	137	61,186
24	Al Unser Jr.	15	1	0	21	4	1	131	62,224
25	Johnny Rutherford	15	1	0	22	0	0	116	50,753
26	Dick Simon	15	1	0	23	0	0	112	58,401
27	Teo Fabi	15	1	0	24	14	1	104	65,581
28	Sheldon Kinser	10	1	0	16	0	0	75	450
29	Gordon Johncock	10	1	0	25	0	0	103	55,682
30	Tony Bettenhausen Jr.	10	1	0	26	0	0	86	50,038
31	Derek Daly	10	1	0	27	0	0	76	49,801
32	Chip Ganassi	10	1	0	28	0	0	61	49,109
33	Tom Bigelow	8	1	0	17	0	0	71	1,510
34	Steve Chassey	6	1	0	23	0	0	29	310
35	Danny Sullivan	5	1	0	29	0	0	57	52,351
36	Spike Gehlhausen	5	1	0	31	0	0	45	48,738
37	Emerson Fittipaldi	5	1	0	32	0	0	37	48,362
38	Geoff Brabham	5	1	0	33	0	0	1	48,629
39	Mark Alderson	4	1	0	26	0	0	15	300
	Howdy Holmes	0	1	1	13	0	0	185	78,308
	Tom Gloy	0	1	0	14	0	0	179	56,268
	Patrick Bedard	0	1	0	30	0	0	55	51,321
	Chuck Gurney	0	1	1	2	0	0	100	4,450
	Bill Engelhart	0	1	1	5	0	0	100	1,850
	Steve Kinser	0	1	1	6	0	0	100	1,550
	Ron Shuman	0	1	1	7	0	0	100	1,300
	Ron Burke	0	1	1	9	0	0	100	1,050
	Gary Hieber	0	1	1	10	0	0	99	950
	Jerry Nemire	0	1	1	13	0	0	97	650
	Bud Wilmot	0	1	1	14	0	0	97	550
	Steve Siegel	0	1	0	15	0	0	81	500
	Mike Winblad	0	1	0	18	0	0	66	375
	Jack Hewitt	0	1	0	19	0	0	48	355
	Mike Johnson	0	1	0	20	0	0	47	340
	Larry Dickson	0	1	0	21	0	0	44	325
	Larry Martin	0	1	0	22	0	0	33	315
	Bobby Olivero	0	1	0	24	0	0	28	305
	Randy Bateman	0	1	0	25	0	0	21	300
	Joe Saldana	0	1	0	27	0	0	12	300
	Bob Cicconi	0	1	0	28	0	0	3	300
	Jim McElreath	0	1	0	29	0	0	1	300
	Rick Hood	0	1	0	30	0	0	0	300

## WINS

1	Rick Mears .....	1
	Gary Bettenhausen .....	1

## POLES

1	Tom Sneva.....	1
	Gary Bettenhausen .....	1

## 1983-84 USAC Driver Index – Starts/Finishes

DRIVER	1 DUQ ST/FN	2 IMS ST/FN
Mark Alderson	21 26	- -
Mario Andretti	- -	6 17
Michael Andretti	- -	4 5
Randy Bateman	25 25	- -
Patrick Bedard	- -	19 30
Gary Bettenhausen	1 1	- -
Tony Bettenhausen Jr.	- -	17 26
Tom Bigelow	10 17	- -
Geoff Brabham	- -	8 33
Scott Brayton	- -	26 18
Ron Burke	15 9	- -
Pancho Carter	- -	21 19
Steve Chassey	8 23	- -
Bob Cicconi	17 28	- -
Kevin Cogan	- -	27 20
Derek Daly	- -	29 27
Larry Dickson	16 21	- -
Bill Engelhart	9 5	- -
Teo Fabi	- -	14 24
Dennis Firestone	- -	32 12
Emerson Fittipaldi	- -	23 32
A.J. Foyt	- -	12 6
Chip Ganassi	- -	22 28
Josele Garza	- -	24 10
Spike Gehlhausen	- -	25 31
Tom Gloy	- -	13 14
Roberto Guerrero	- -	7 2
Chuck Gurney	11 2	- -
Jack Hewitt	7 19	- -
Gary Hieber	14 10	- -
Al Holbert	- -	16 4
Howdy Holmes	- -	2 13
Rick Hood	6 30	- -
Gordon Johncock	- -	5 25
Mike Johnson	28 20	- -
Herm Johnson	- -	9 8
Sheldon Kinser	5 16	- -
Steve Kinser	19 6	- -
Chris Kneifel	- -	33 15
Larry Martin	23 22	- -
Jim McElreath	26 29	- -
Rick Mears	- -	3 1
Jerry Nemire	13 13	- -
Bobby Olivero	18 24	- -
Danny Ongais	- -	11 9
Bobby Rahal	- -	18 7
Larry Rice	3 8	- -
Johnny Rutherford	- -	30 22
Joe Saldana	29 27	- -
Ken Schrader	4 3	- -
Ron Shuman	2 7	- -
Steve Siegel	22 15	- -
Dick Simon	- -	20 23
Tom Sneva	- -	1 16
George Snider	12 4	31 11
Danny Sullivan	- -	28 29
Al Unser	- -	10 3
Al Unser Jr.	- -	15 21
Rich Vogler	24 11	- -
Billy Vukovich	27 12	- -
Bud Wilmot	30 14	- -
Mike Winblad	20 18	- -

See page 84 for Track Key

## 1983 CART Driver Performance Chart

Rank	Driver	Points	Starts	Running at Finish	Top Finish	Laps Led	Times Led	Laps Completed (1,812)	Miles Completed (3,611.354)	Earnings
1	Al Unser	151	13	11	1	191	15	1766	3492.429	\$500,109
2	Teo Fabi (R)	146	13	9	1	521	23	1355	2794.872	450,565
3	Mario Andretti	133	13	9	1	214	17	1484	2904.746	346,682
4	Tom Sneva	96	13	7	1	201	14	1391	2801.086	533,908
5	Bobby Rahal	94	12	8	1	156	15	1346	2803.723	218,447
6	Rick Mears	92	13	8	1	158	11	1630	3174.522	303,397
7	Al Unser Jr. (R)	89	13	10	2	94	11	1733	2447.889	248,121
8	John Paul Jr. (R)	84	11	7	1	99	9	1047	1992.072	260,494
9	Chip Ganassi	56	10	6	3	0	0	1115	2222.125	181,889
10	Pancho Carter	53	13	11	6	26	2	1618	3260.128	185,060
11	Pete Halsmer	48	12	6	2	15	2	1092	1907.285	132,776
12	Roger Mears	43	12	10	7	0	0	1289	2458.149	144,053
13	Howdy Holmes	39	13	6	7	3	1	1288	2612.247	168,740
14	Mike Mosley	36	10	4	4	36	2	1082	2234.818	139,668
15	Kevin Cogan	26	13	3	5	12	1	1036	2051.152	145,931
16	Gordon Johncock	20	5	1	1	71	5	385	787.204	94,554
17	Tony Bettenhausen Jr.	19	13	6	8	0	0	1392	1663.157	144,664
	Chris Kneifel (R)	19	11	5	8	0	0	1151	2260.115	138,578
19	Steve Chassey	17	11	5	10	0	0	1077	2144.326	133,217
20	Danny Ongais	14	8	2	5	0	0	627	1381.360	133,217
21	Geoff Brabham	13	6	2	4	0	0	597	1293.450	135,235
22	Josele Garza	9	10	2	9	4	1	912	1963.010	124,151
23	Tom Klausler (R)	8	2	1	6	0	0	112	385.000	14,882
24	Scott Brayton	5	6	3	9	0	0	582	1281.510	89,933
	Jeff Wood (R)	5	2	1	8	0	0	141	229.925	16,391
26	Derek Daly	4	7	0	9	0	0	398	806.223	83,069
	Michael Andretti (R)	4	3	1	9	0	0	241	268.250	21,714
28	Desiré Wilson (R)	3	8	2	10	0	0	519	1097.135	54,761
29	Dick Simon	2	9	6	11	0	0	935	1768.975	104,047
	Phil Krueger	2	3	2	11	0	0	249	416.220	11,650
	Jim McElreath	2	3	2	11	0	0	440	862.250	27,906
	Dick Ferguson	2	2	1	11	0	0	320	682.500	19,189
	Greg Leffler	2	3	1	11	0	0	155	450.000	15,687
34	Doug Heveron (R)	1	1	1	12	0	0	121	184.162	7,041
	Jerry Karl	1	4	2	12	0	0	391	750.700	23,599
	Gary Bettenhausen	1	3	1	12	0	0	190	250.000	18,763
37	Johnny Rutherford	0	5	0	18	6	1	271	452.173	29,064
	Chet Phillip (R)	0	3	1	18	0	0	152	283.688	53,566
	Mike Chandler	0	2	0	16	0	0	200	476.500	52,704
	Bill Whittington (R)	0	3	0	14	0	0	309	771.380	61,212
	Johnny Parsons Jr.	0	2	0	22	0	0	136	312.000	50,003
	Dennis Firestone	0	1	0	24	0	0	77	192.500	44,833
	Don Whittington (R)	0	3	0	20	5	3	211	449.500	57,110
	Steve Krisiloff	0	1	0	29	0	0	42	105.000	41,449
	Patrick Bedard (R)	0	3	0	17	0	0	221	516.000	60,214
	A.J. Foyt	0	1	0	31	0	0	24	60.000	40,900
	George Snider	0	1	0	32	0	0	22	55.000	41,157
	Tom Bigelow	0	3	1	15	0	0	265	328.100	16,706
	Bill Alsup	0	8	1	14	0	0	569	1071.980	47,801
	Herm Johnson	0	3	1	16	0	0	210	464.820	12,786
	Bill Tempero	0	2	0	21	0	0	45	108.180	9,610
	Drake Olson (R)	0	1	0	23	0	0	16	64.000	4,682
	Chuck Ciprich (R)	0	1	0	30	0	0	38	95.000	7,519
	Al Loquasto	0	1	0	18	0	0	115	287.500	8,719
	Tom Bagley	0	1	0	34	0	0	5	12.500	7,219
	Phil Caliva	0	1	0	23	0	0	21	69.300	1,700
	Bob Ward (R)	0	1	0	26	0	0	7	23.100	4,580
	Chip Mead	0	2	0	25	0	0	9	19.300	9,058
	Jorge Koechlin (R)	0	1	0	15	0	0	64	121.600	7,000
	Randy Lewis (R)	0	1	0	13	0	0	76	144.400	4,375

(R) – Rookie

## WINS

1	Teo Fabi (R)	4
2	Mario Andretti	2
	Tom Sneva	2
4	Gordon Johncock	1
	Rick Mears	1
	John Paul Jr. (R)	1
	Bobby Rahal	1
	Al Unser	1

## POLES

1	Teo Fabi (R)	6
2	Mario Andretti	2
	Bobby Rahal	2
4	Rick Mears	1
	John Paul Jr. (R)	1
	Tom Sneva	1

## 1983 CART Driver Index – Starts/Finishes

DRIVER	1 AMS ST/FN	2 IMS ST/FN	3 MIL ST/FN	4 CLV ST/FN	5 MICH ST/FN	6 RA ST/FN	7 POC ST/FN	8 RIV ST/FN	9 M-O ST/FN	10 MICH ST/FN	11 CP ST/FN	12 LAG ST/FN	13 PHX ST/FN
Bill Alsop	-	-	21 21	28 20	27 16	-	24 20	-	22 19	16 22	-	23 27	22 14
Mario Andretti	6 5	11 23	12 18	1 15	18 3	1 1	9 7	3 16	4 2	6 4	3 1	6 2	2 2
Michael Andretti (R)	-	-	-	-	-	-	-	-	-	-	15 19	10 24	14 9
Tom Bagley	-	-	-	-	-	-	25 34	-	-	-	-	-	-
Patrick Bedard (R)	-	17 30	-	-	13 28	-	30 17	-	-	-	-	-	-
Gary Bettenhausen	-	-	20 22	-	-	-	26 27	-	-	-	-	-	17 12
Tony Bettenhausen Jr.	18 10	9 17	16 10	21 18	21 18	22 12	22 10	17 8	20 14	17 9	12 21	13 14	20 18
Tom Bigelow	-	-	19 15	-	29 29	-	-	-	-	-	-	24 17	-
Geoff Brabham	-	26 4	-	-	23 22	-	-	5 18	-	13 12	8 20	7 16	-
Scott Brayton	-	29 9	-	20 24	17 12	-	10 28	-	-	12 13	21 26	-	-
Phil Caliva	-	-	-	-	-	-	-	25 23	-	-	-	-	-
Pancho Carter	12 16	14 7	13 14	17 8	6 6	25 7	13 6	19 7	19 10	14 15	5 6	21 25	10 10
Mike Chandler	-	30 16	-	-	25 31	-	-	-	-	-	-	-	-
Steve Chassey	15 17	19 11	18 19	25 22	24 10	20 6	34 25	22 17	-	-	20 12	15 10	18 19
Chuck Ciprich (R)	-	-	-	-	-	-	28 30	-	-	-	-	-	-
Kevin Cogan	10 15	22 5	11 20	15 25	11 27	14 19	33 15	7 21	15 6	7 20	25 16	8 22	7 6
Derek Daly (R)	13 22	28 19	-	-	-	5 9	-	-	5 22	-	4 18	2 23	15 22
Teo Fabi (R)	9 20	1 26	1 4	4 3	1 15	2 15	2 1	1 2	2 1	3 3	2 25	1 1	1 1
Dick Ferguson	-	-	-	-	30 11	-	23 22	-	-	-	-	-	-
Chet Fillip (R)	19 19	32 33	-	-	-	-	-	-	-	25 18	-	-	-
Dennis Firestone	-	33 24	-	-	-	-	-	-	-	-	-	-	-
A.J. Foyt	-	24 31	-	-	-	-	-	-	-	-	-	-	-
Chip Ganassi	-	16 8	-	16 13	12 8	12 21	12 26	-	7 25	9 6	10 3	3 3	4 5
Josele Garza	-	18 25	-	8 17	22 19	15 11	11 9	10 20	14 23	21 17	14 11	20 12	-
Pete Halsmer	11 4	-	10 9	5 2	16 33	9 14	20 14	6 27	9 24	19 14	6 5	11 20	9 7
Doug Heveron (R)	17 12	-	-	-	-	-	-	-	-	-	-	-	-
Howdy Holmes	14 9	12 6	9 7	10 12	26 32	10 16	15 13	12 13	13 8	15 8	22 17	17 5	19 21
Gordon Johncock	3 1	10 14	4 23	9 26	5 26	-	-	-	-	-	-	-	-
Herm Johnson	-	-	-	26 16	32 24	-	-	-	-	26 17	-	-	-
Jerry Karl	-	-	22 16	-	28 21	-	27 32	26 12	-	-	-	-	-
Tom Klausler (R)	-	-	-	-	-	18 22	-	27 6	-	-	-	-	-
Chris Kneifel (R)	-	25 12	-	12 27	19 9	6 26	17 8	15 22	8 13	18 24	17 8	19 9	21 15
Jorge Koechlin (R)	-	-	-	-	-	-	-	-	-	-	-	26 15	-
Steve Krisiloff	-	31 29	-	-	-	-	-	-	-	-	-	-	-
Phil Krueger	-	-	23 17	24 11	-	-	-	-	25 27	-	-	-	-
Greg Leffler	-	-	-	-	-	19 24	-	21 15	27 11	-	-	-	-
Randy Lewis (R)	-	-	-	-	-	-	-	-	-	-	-	27 13	-
Al Loquasto	-	-	-	-	-	-	31 18	-	-	-	-	-	-
Jim McElreath	20 11	-	-	-	33 13	-	29 23	-	-	-	-	-	-
Chip Mead	-	-	-	-	-	-	-	-	21 26	22 25	-	-	-
Rick Mears	1 8	3 3	2 3	6 7	8 4	11 17	4 3	9 19	11 9	11 1	16 13	14 21	3 17
Roger Mears	22 7	8 28	8 8	11 6	-	21 8	19 16	11 9	18 12	24 16	24 7	16 6	24 16
Mike Mosley	7 13	2 13	15 5	14 4	10 17	24 25	14 4	18 24	-	8 11	-	-	23 24
Drake Olson (R)	-	-	-	-	-	23 23	-	-	-	-	-	-	-
Danny Ongais	-	21 21	7 12	27 28	14 23	17 18	32 24	13 10	12 5	-	-	-	-
Johnny Parsons Jr.	-	23 22	-	-	31 30	-	-	-	-	-	-	-	-
John Paul Jr. (R)	16 3	-	-	13 21	9 1	4 5	16 29	8 3	3 20	10 7	1 2	5 26	11 11
Bobby Rahal	8 21	6 20	3 6	3 19	4 5	3 10	3 5	4 1	1 3	1 2	7 9	4 7	-
Johnny Rutherford	2 18	-	-	-	-	-	7 21	-	-	2 23	23 24	-	6 20
Dick Simon	-	20 15	17 11	-	20 14	26 13	-	20 25	23 15	20 19	19 14	-	13 23
Tom Sneva	4 14	4 1	5 1	18 5	3 25	16 4	1 12	14 5	17 7	4 21	26 15	18 18	5 3
George Snider	-	13 32	-	-	-	-	-	-	-	-	-	-	-
Bill Tempero	-	-	-	23 23	-	-	-	-	24 21	-	-	-	-
Al Unser	5 2	7 2	6 2	7 1	7 2	8 3	8 11	16 11	10 4	5 5	9 4	9 11	8 4
Al Unser Jr. (R)	21 6	5 10	14 13	2 9	15 7	7 2	6 2	2 4	6 18	23 10	11 10	12 4	12 8
Bob Ward (R)	-	-	-	-	-	-	-	23 26	-	-	-	-	-
Bill Whittington (R)	-	15 18	-	19 14	-	-	5 19	-	-	-	-	-	-
Don Whittington (R)	-	27 27	-	-	2 20	-	21 33	-	-	-	-	-	-
Desire Wilson (R)	-	-	-	22 10	-	13 20	18 31	24 14	16 16	-	18 23	22 19	16 13
Jeff Wood (R)	-	-	-	-	-	-	-	-	-	-	13 22	25 8	-

(R) – Rookie

See page 84 for Track Key

## 1982-83 USAC Driver Performance Chart

Rank	Driver	Points	Starts	Running at Finish	Top Finish	Laps Led	Races Led	Laps Completed	Earnings
1	Tom Sneva	1000	1	1	1	98	1	200	\$370,731
2	Al Unser	800	1	1	2	61	1	200	171,849
3	Rick Mears	700	1	1	3	2	1	200	129,973
4	Geoff Brabham	600	1	1	4	0	0	199	104,827
5	Mark Alderson	560	3	3	4	0	0	254	28,855
6	Kevin Cogan	500	1	1	5	0	0	198	70,419
7	Joe Saldana	422	3	2	2	0	0	206	18,693
8	Gary Bettenhausen	406	2	1	1	0	0	123	17,302
9	Howdy Holmes	400	1	1	6	0	0	198	68,210
10	Ken Schrader	360	3	3	4	0	0	246	19,609
11	Larry Rice	320	2	2	6	0	0	200	6,073
12	Pancho Carter	300	1	1	7	0	0	197	72,894
13	Rich Vogler	296	3	1	3	0	0	134	11,378
14	Sheldon Kinser	288	2	1	3	0	0	135	8,714
15	Bobby Olivero	284	3	2	1	0	0	215	15,595
16	Chip Ganassi	250	1	1	8	0	0	195	56,891
17	Al Unser Jr.	150	1	0	10	0	0	192	55,567
18	Steve Chassey	100	3	2	2	0	0	335	62,744
19	George Snider	95	3	1	9	0	0	160	44,484
20	Chris Kneifel	50	1	1	12	0	0	191	50,202
21	Mike Mosley	25	1	0	13	1	1	169	57,018
22	Gordon Johncock	25	1	0	14	0	0	163	48,604
23	Dick Simon	25	1	1	15	0	0	161	52,988
24	Michael Chandler	25	1	0	16	0	0	153	46,906
25	Tony Bettenhausen Jr.	20	1	0	17	0	0	152	45,531
26	Bill Whittington	20	1	0	18	0	0	144	45,513
27	Derek Daly	20	1	0	19	0	0	126	44,527
28	Bobby Rahal	20	1	0	20	15	1	110	51,073
29	Jerry Nemire	16	3	1	18	0	0	79	2,387
30	Danny Ongais	15	1	0	21	0	0	101	44,229
31	Johnny Parsons Jr.	15	1	0	22	0	0	80	43,263
32	Mario Andretti	15	1	0	23	0	0	79	42,907
33	Josele Garza	10	1	0	25	0	0	64	56,791
34	Don Whittington	10	1	0	27	0	0	44	41,805
35	Roger Mears	10	1	0	28	0	0	43	41,611
36	Gary Irvin	6	1	0	22	0	0	29	460
37	Steve Krisiloff	5	1	0	29	0	0	42	41,449
38	A.J. Foyt	5	1	0	31	0	0	24	40,899
39	Roger Rager	4	1	0	26	0	0	8	460
	Scott Brayton	0	1	1	9	0	0	195	52,017
	Dennis Firestone	0	1	0	24	0	0	77	44,833
	Teo Fabi	0	1	0	26	23	1	47	80,132
	Patrick Bedard	0	1	0	30	0	0	25	41,819
	Chet Fillip	0	1	0	33	0	0	11	46,125
	Bill Engelhart	0	3	3	2	0	0	254	8,350
	Keith Kauffman	0	3	1	1	0	0	188	10,365
	Rick Hood	0	2	2	5	0	0	200	3,200
	Ron Shuman	0	3	2	5	0	0	165	3,150
	Paul Koch	0	1	1	6	0	0	54	1,750
	Mike Peters	0	2	2	9	0	0	198	1,970
	Steve Siegel	0	1	1	7	0	0	54	1,550
	Gary Hieber	0	1	1	8	0	0	54	1,300
	Jerry Weeks	0	2	1	10	0	0	108	1,430
	Walt Kennedy	0	1	1	10	0	0	100	1,050
	Danny Frye Jr.	0	1	1	10	0	0	54	1,200
	Steve Kinser	0	2	1	11	0	0	143	1,880
	Tracy Potter	0	1	1	11	0	0	54	1,050
	Dana Carter	0	3	2	12	0	0	155	1,550
	Bob Cicconi	0	3	1	14	0	0	142	1,390
	Joe McCarthy	0	2	1	13	0	0	138	1,230
	Chuck Amati	0	2	0	17	0	0	97	800
	Doug Wolfgang	0	1	0	14	0	0	78	650
	Arnie Knepper	0	1	0	15	0	0	73	550
	Elvin Felty	0	1	0	16	0	0	72	500
	Ed Angle	0	1	1	13	0	0	53	800
	Bobby Allen	0	1	1	14	0	0	52	700
	Larry Dickson	0	1	1	15	0	0	51	600

CONTINUED ON NEXT PAGE ►►

## WINS

1	Gary Bettenhausen	1
	Bill Engelhart	1
	Bobby Olivero	1
	Tom Sneva	1

## POLES

1	Gary Bettenhausen	1
	Teo Fabi	1
	Sheldon Kinser	1

**1982-83 USAC Driver Performance Chart** *(continued)*

Rank	Driver	Points	Starts	Running at Finish	Top Finish	Laps Led	Races Led	Laps Completed	Earnings
	Steve Cannon	0	2	0	25	0	0	23	\$810
	Mike Winblad	0	1	0	19	0	0	51	425
	Mike Gregg	0	1	0	17	0	0	71	380
	Smokey Snellbaker	0	1	0	18	0	0	44	450
	Manny Rockhold	0	1	0	20	0	0	39	450
	Duke Cook	0	1	0	22	0	0	19	400
	Barry Camp	0	1	0	23	0	0	28	400
	Bryan Seidel	0	1	0	25	0	0	19	400
	Ron Burke	0	1	0	13	0	0	85	700
	Tom Bigelow	0	1	0	25	0	0	9	350
	Emmett Hahn	0	1	0	24	0	0	18	460

## 1982-83 USAC Driver Index – Starts/Finishes

DRIVER	1		2		3		4	
	SPR	ST/FN	DUQ	ST/FN	NAZ	ST/FN	IMS	ST/FN
Mark Alderson	3	4	7	7	10	5	-	-
Bobby Allen	-	-	-	-	7	14	-	-
Chuck Amati	24	17	11	21	-	-	-	-
Mario Andretti	-	-	-	-	-	-	11	23
Ed Angle	-	-	-	-	12	13	-	-
Patrick Bedard	-	-	-	-	-	-	17	30
Gary Bettenhausen	-	-	1	1	8	24	-	-
Tony Bettenhausen Jr.	-	-	-	-	-	-	9	17
Tom Bigelow	-	-	25	25	-	-	-	-
Geoff Brabham	-	-	-	-	-	-	26	4
Scott Brayton	-	-	-	-	-	-	29	9
Ron Burke	25	13	-	-	-	-	-	-
Barry Camp	-	-	-	-	18	23	-	-
Steve Cannon	7	25	-	-	27	27	-	-
Pancho Carter	-	-	-	-	-	-	14	7
Dana Carter	9	12	22	23	13	21	-	-
Michael Chandler	-	-	-	-	-	-	30	16
Steve Chassey	-	-	4	2	9	19	19	11
Bob Cicconi	18	23	24	14	1	22	-	-
Kevin Cogan	-	-	-	-	-	-	22	5
Duke Cook	-	-	23	22	-	-	-	-
Derek Daly	-	-	-	-	-	-	28	19
Larry Dickson	-	-	-	-	15	15	-	-
Bill Engelhart	17	9	10	4	2	2	-	-
Teo Fabi	-	-	-	-	-	-	1	26
Elvin Felty	23	16	-	-	-	-	-	-
Chet Fillip	-	-	-	-	-	-	32	33
Dennis Firestone	-	-	-	-	-	-	33	24
A.J. Foyt	-	-	-	-	-	-	24	31
Danny Frye Jr.	-	-	-	-	6	10	-	-
Chip Ganassi	-	-	-	-	-	-	16	8
Josele Garza	-	-	-	-	-	-	18	25
Mike Gregg	-	-	6	17	-	-	-	-
Emmett Hahn	26	24	-	-	-	-	-	-
Gary Hieber	-	-	-	-	16	8	-	-
Howdy Holmes	-	-	-	-	-	-	12	6
Rick Hood	5	7	8	5	-	-	-	-
Gary Irvin	21	22	-	-	-	-	-	-
Gordon Johncock	-	-	-	-	-	-	10	14
Keith Kauffman	8	18	5	16	3	1	-	-
Walt Kennedy	10	10	-	-	-	-	-	-
Sheldon Kinser	1	3	2	20	-	-	-	-
Steve Kinser	-	-	14	11	26	17	-	-
Chris Kneifel	-	-	-	-	-	-	25	12
Arnie Knepper	13	15	-	-	-	-	-	-
Paul Koch	-	-	-	-	25	6	-	-
Steve Krisiloff	-	-	-	-	-	-	31	29
Joe McCarthy	-	-	19	13	22	16	-	-
Rick Mears	-	-	-	-	-	-	3	3
Roger Mears	-	-	-	-	-	-	8	28
Mike Mosley	-	-	-	-	-	-	2	13
Jerry Nemire	22	21	16	18	23	29	-	-
Bobby Olivero	12	1	3	3	17	26	-	-
Danny Ongais	-	-	-	-	-	-	21	21
Johnny Parsons Jr.	-	-	-	-	-	-	23	22
Mike Peters	19	11	18	9	-	-	-	-
Tracy Potter	-	-	-	-	20	11	-	-
Roger Rager	11	26	-	-	-	-	-	-
Bobby Rahal	-	-	-	-	-	-	6	20
Larry Rice	6	6	17	6	-	-	-	-
Manny Rockhold	-	-	-	-	14	20	-	-
Joe Saldana	2	2	15	8	28	30	-	-
Ken Schrader	16	8	13	12	29	4	-	-
Bryan Seidel	-	-	-	-	19	25	-	-
Ron Shuman	4	5	20	24	21	12	-	-
Steve Siegel	-	-	-	-	24	7	-	-
Dick Simon	-	-	-	-	-	-	20	15

DRIVER	1		2		3		4	
	SPR	ST/FN	DUQ	ST/FN	NAZ	ST/FN	IMS	ST/FN
Smokey Snellbaker	-	-	-	-	11	18	-	-
Tom Sneva	-	-	-	-	-	-	4	1
George Snider	-	-	9	15	30	9	13	32
Al Unser	-	-	-	-	-	-	7	2
Al Unser Jr.	-	-	-	-	-	-	5	10
Rich Vogler	14	20	21	19	5	3	-	-
Jerry Weeks	-	-	12	10	4	28	-	-
Bill Whittington	-	-	-	-	-	-	15	18
Don Whittington	-	-	-	-	-	-	27	27
Mike Winblad	20	19	-	-	-	-	-	-
Doug Wolfgang	15	14	-	-	-	-	-	-

(R) – Rookie

See page 84 for Track Key

## 1982 CART Driver Performance Chart

Rank	Driver	Points	Starts	Running at Finish	Top Finish	Laps Led	Times Led	Laps Completed (1,577)	Miles Completed (2,824.404)	Earnings
1	Rick Mears	294	11	8	1	746	37	1502	2478.924	\$306,4545
2	Bobby Rahal (R)	242	10	7	1	78	10	1148	2185.200	232,979
3	Mario Andretti	188	11	6	2	114	17	1259	2172.696	197,771
4	Gordon Johncock	186	11	6	1	285	19	1245	2133.024	214,940
5	Tom Sneva	144	11	5	1	131	7	980	1549.026	144,128
6	Kevin Cogan	136	11	6	2	106	8	1233	2035.774	136,688
7	Al Unser	125	9	2	2	9	3	734	1541.232	113,447
8	Geoff Brabham	110	11	5	4	2	1	1219	2124.640	100,949
9	Roger Mears	103	11	7	4	0	0	1108	2043.910	92,437
10	Tony Bettenhausen Jr.	80	10	6	4	1	1	1077	1879.608	82,250
11	Bill Alsup	70	11	7	5	0	0	1297	2224.182	75,668
12	Johnny Rutherford	62	9	2	4	24	5	716	1312.320	70,875
13	Josele Garza	56	11	4	4	0	0	1065	1795.780	76,203
	Howdy Holmes	56	10	6	4	40	1	1001	1612.260	66,280
15	Héctor Rebaque (R)	48	5	1	1	1	1	240	592.894	54,637
	Gary Bettenhausen	48	6	3	6	0	0	774	1385.000	44,153
17	Pancho Carter	47	11	3	6	25	3	1049	1561.626	69,834
18	Johnny Parsons Jr.	41	6	3	6	0	0	646	1308.060	41,175
19	Mike Mosley	37	5	4	7	0	0	750	1212.000	35,984
20	Tom Bigelow	32	5	1	5	0	0	376	754.000	34,963
21	Al Unser Jr. (R)	30	1	0	5	0	0	86	283.800	12,800
22	Danny Sullivan (R)	28	2	1	3	0	0	156	221.250	18,253
23	Greg Leffler	27	5	1	6	0	0	287	563.400	32,043
	Phil Krueger	27	6	4	6	0	0	513	1023.996	36,039
25	Dick Simon	26	8	1	7	0	0	591	1093.540	48,460
26	Jim Hickman (R)	24	3	2	7	0	0	343	635.334	24,306
	Herm Johnson	24	8	1	6	0	0	365	642.130	45,424
28	A.J. Foyt	22	5	1	2	12	3	387	664.760	39,778
	Bill Tempero	22	4	1	8	0	0	266	593.420	26,965
30	Vern Schuppan	18	3	2	7	0	0	133	341.200	21,011
31	Jerry Karl	17	5	0	10	0	0	464	997.280	32,121
32	Mike Chandler	13	2	1	9	0	0	190	316.500	12,306
33	Scott Brayton	11	5	2	10	0	0	590	944.500	28,883
34	Chip Ganassi (R)	10	5	1	11	0	0	302	705.320	31,261
35	Gordon Smiley	8	1	0	9	0	0	97	147.634	5,674
36	Chris Kneifel (R)	6	2	0	11	0	0	54	181.000	10,685
37	Chip Mead	4	1	1	9	0	0	139	139.000	6,365
38	Hurley Haywood	3	1	1	10	0	0	138	138.000	6,205
	George Snider	3	2	0	19	0	0	212	456.000	14,306
	Jim McElreath	3	1	0	18	0	0	79	197.500	6,935
41	Patrick Bedard	2	2	0	14	0	0	108	187.798	11,515
	Bill Vukovich Jr.	2	2	1	11	0	0	158	183.500	10,824
	Pete Halsmer (R)	2	3	0	19	0	0	43	123.000	13,760
44	Dennis Firestone	1	1	0	20	0	0	17	17.000	5,165
	Dick Ferguson	1	4	0	17	0	0	119	194.600	18,600
	Jerry Sneva	1	1	1	14	0	0	66	132.000	4,429
	Chet Phillip (R)	1	1	1	15	0	0	136	136.000	5,565
	Jacques Villeneuve* (R)	1	1	1	14	0	0	141	141.000	1,700
49	Don Whittington	0	1	0	26	3	1	63	126.000	7,443
	Ken Hamilton (R)	0	1	0	27	0	0	55	110.000	3,100
	Spike Gehlhausen	0	2	0	23	0	0	130	261.500	13,276
	Tom Frantz	0	1	0	33	0	0	20	40.000	7,041
	Al Loquasto	0	1	0	26	0	0	37	92.500	6,135
	John Paul Jr. (R)	0	1	0	21	0	0	11	44.000	3,979
	Derek Daly (R)	0	1	0	25	0	0	2	2.00	5,165

(R) – Rookie

\*Uncle of 1995 CART champion, Jacques Villeneuve

## WINS

1	Rick Mears	4
2	Gordon Johncock	2
	Bobby Rahal (R)	2
	Tom Sneva	2
5	Héctor Rebaque (R)	1

## POLES

1	Rick Mears**	8
2	Kevin Cogan	2
3	Gordon Johncock	1

\*\*Mario Andretti was credited with winning the pole position for the first of two races at Michigan in 1982, although he started 33rd due to a pre-race practice accident. Rick Mears started on the pole and both he and Andretti were credited with pole positions.



## 1982 CART Driver Index – Starts/Finishes

DRIVER	1 PHX ST/FN	2 AMS ST/FN	3 MIL ST/FN	4 CLV ST/FN	5 MICH ST/FN	6 MIL ST/FN	7 POC ST/FN	8 RIV ST/FN	9 RA ST/FN	10 MICH ST/FN	11 PHX ST/FN
Bill Alsup	21 11	13 5	17 16	19 12	27 13	20 9	17 13	28 8	25 16	4 6	13 8
Mario Andretti**	5 2	2 11	3 9	3 2	33 2	5 3	4 14	2 23	4 14	25 2	2 3
Pat Bedard	- -	18 14	- -	- -	26 29	- -	- -	- -	- -	- -	- -
Gary Bettenhausen	- -	- -	- -	- -	20 6	12 13	23 8	- -	20 20	19 17	14 9
Tony Bettenhausen Jr.	22 12	14 19	22 12	- -	23 10	14 20	18 5	19 18	17 7	10 4	11 6
Tom Bigelow	- -	- -	20 18	- -	18 5	19 22	20 25	- -	- -	16 20	- -
Geoff Brabham	7 15	17 15	9 7	4 6	12 7	10 10	12 4	6 28	13 15	26 3	18 20
Scott Brayton	19 14	- -	23 14	- -	30 11	- -	15 24	- -	- -	11 10	- -
Pancho Carter	10 6	7 10	4 13	13 19	5 18	7 6	11 28	18 19	11 11	6 12	12 11
Mike Chandler	- -	- -	- -	- -	- -	- -	- -	9 9	- -	- -	17 16
Kevin Cogan	3 3	3 18	5 5	1 10	6 14	2 5	2 2	1 10	15 25	2 22	5 4
Derek Daly (R)	- -	- -	- -	- -	- -	- -	- -	- -	- -	- -	10 25
Dick Ferguson	13 17	- -	- -	- -	- -	- -	- -	23 21	- -	18 21	15 22
Chet Fillip (R)	- -	- -	- -	- -	- -	- -	- -	- -	- -	- -	22 15
Dennis Firestone	9 20	- -	- -	- -	- -	- -	- -	- -	- -	- -	- -
A.J. Foyt	- -	- -	7 2	22 22	7 20	- -	13 20	- -	- -	3 23	- -
Tom Frantz	- -	- -	- -	- -	31 33	- -	- -	- -	- -	- -	- -
Chip Ganassi (R)	12 22	- -	- -	11 11	16 31	- -	16 17	- -	- -	17 16	- -
Josele Garza	11 13	8 16	15 8	12 14	24 22	21 8	19 15	20 13	10 4	12 9	19 18
Spike Gehlhausen	- -	- -	- -	- -	14 23	- -	30 30	- -	- -	- -	- -
Pete Halsmer (R)	- -	- -	- -	- -	- -	- -	- -	8 24	12 19	- -	21 24
Ken Hamilton	- -	- -	- -	- -	34 27	- -	- -	- -	- -	- -	- -
Hurley Haywood	18 10	- -	- -	- -	- -	- -	- -	- -	- -	- -	- -
Jim Hickman (R)	- -	10 7	- -	21 24	19 9	- -	- -	- -	- -	- -	- -
Howdy Holmes	17 16	- -	14 10	7 16	17 12	8 4	14 27	11 16	6 10	23 5	8 10
Gordon Johncock	2 5	6 2	1 1	9 5	2 1	3 11	5 6	5 26	5 22	4 15	3 23
Herm Johnson	16 19	16 6	11 23	15 13	13 34	15 16	- -	15 22	16 17	- -	- -
Jerry Karl	- -	- -	- -	24 15	25 24	17 18	24 10	26 12	- -	- -	- -
Chris Kneifel (R)	- -	- -	- -	- -	- -	- -	- -	17 11	19 23	- -	- -
Phil Krueger	- -	19 12	- -	- -	32 30	- -	27 11	- -	24 6	24 11	25 17
Greg Leffler	- -	- -	- -	- -	- -	18 21	- -	21 6	23 13	21 24	16 13
Al Loquasto	- -	- -	- -	- -	- -	- -	28 26	- -	- -	- -	- -
Jim McElreath	- -	- -	- -	- -	- -	- -	26 18	- -	- -	- -	- -
Chip Mead	14 9	- -	- -	- -	- -	- -	- -	- -	- -	- -	- -
Rick Mears	1 1	1 1	2 3	5 4	1 15	1 12	1 1	4 1	1 5	1 25	1 2
Roger Mears	20 8	12 4	12 22	20 21	15 17	13 14	22 9	27 4	22 8	13 8	7 7
Mike Mosley	- -	- -	- -	- -	9 8	11 7	6 16	- -	- -	7 7	23 12
Johnny Parsons Jr.	- -	- -	10 6	23 9	22 16	- -	10 7	22 25	- -	DNS	- -
John Paul Jr. (R)	- -	- -	- -	- -	- -	- -	- -	- -	8 21	- -	- -
Bobby Rahal (R)	15 18	- -	21 20	2 1	8 3	4 2	7 3	3 15	2 3	5 1	4 5
Hector Rebaque (R)	- -	15 13	- -	6 18	28 25	- -	- -	14 20	9 1	- -	- -
Johnny Rutherford	6 4	- -	6 15	16 23	10 28	9 17	3 12	16 3	18 12	- -	9 21
Vern Schuppan	- -	- -	- -	10 7	- -	- -	- -	12 27	14 24	- -	- -
Dick Simon	- -	- -	16 19	18 17	29 21	16 15	21 22	24 7	- -	20 13	20 19
Gordon Smiley	- -	9 9	- -	- -	- -	- -	- -	- -	- -	- -	- -
Jerry Sneva	- -	- -	- -	- -	- -	- -	- -	- -	- -	15 14	- -
Tom Sneva	8 7	4 17	8 4	14 20	4 32	6 1	9 19	13 2	7 9	8 19	6 1
George Snider	- -	- -	- -	- -	21 19	- -	29 21	- -	- -	- -	- -
Danny Sullivan (R)	- -	11 3	18 21	- -	- -	- -	- -	- -	- -	- -	- -
Bill Tempero	- -	- -	- -	17 8	- -	22 19	- -	25 14	21 18	- -	- -
Al Unser	4 21	5 8	13 17	8 3	11 4	- -	8 23	7 17	3 2	9 18	- -
Al Unser Jr. (R)	- -	- -	- -	- -	- -	- -	- -	10 5	- -	- -	- -
Jacques Villeneuve*(R)	- -	- -	- -	- -	- -	- -	- -	- -	- -	- -	24 14
Bill Vukovich Jr.	- -	- -	19 11	- -	- -	- -	25 29	- -	- -	- -	- -
Don Whittington	- -	- -	- -	- -	3 26	- -	- -	- -	- -	- -	- -

(R) – Rookie; DNS – Did not start

\* Uncle of 1995 CART champion, Jacques Villeneuve

\*\*Mario Andretti was credited with winning the pole position for the first of two races at Michigan in 1982, although he started 33rd due to a pre-race practice accident. Rick Mears started on the pole and both he and Andretti were credited with pole positions.

See page 84 for Track Key

## 1981-82 USAC Driver Performance Chart

Rank	Driver	Points	Starts	Running at Finish	Top Finish	Laps Led	Races Led	Laps Completed	Earnings
1	George Snider	1395	5	4	1	0	0	508	\$106,577
2	Geoff Brabham	1310	3	2	2	0	0	331	150,180
3	Tom Bigelow	1280	6	3	2	0	0	638	124,815
4	A.J. Foyt	1045	1	1	1	0	0	122	175,652
5	Gordon Johncock	1000	2	1	1	109	2	394	335,085
6	Mario Andretti	805	2	1	2	12	1	200	161,887
7	Rick Mears	800	2	1	2	78	2	258	233,626
8	Rich Vogler	760	3	2	1	0	0	268	2,496
9	Larry Rice	730	4	4	1	0	0	363	35,655
10	Vern Schuppan	720	2	1	3	0	0	275	92,155
11	Tom Sneva	635	3	0	4	56	2	372	127,074
12	Jim McElreath	594	4	2	3	0	0	314	23,155
13	Billy Vukovich	568	3	2	6	0	0	252	16,897
14	Sheldon Kinser	536	4	3	6	0	0	405	47,829
15	Harry MacDonald	500	1	1	5	0	0	120	13,218
16	Jack Hewitt	490	4	4	4	0	0	396	13,528
17	Don Whittington	405	2	1	6	2	1	228	80,159
18	Joe Saldana	366	3	1	5	0	0	218	7,349
19	Gary Bettenhausen	366	6	1	3	0	0	435	84,543
20	Roger Rager	350	2	0	8	0	0	206	11,717
21	Tony Bettenhausen Jr.	310	2	1	7	0	0	232	78,851
22	Jim Hickman	300	1	1	7	0	0	189	54,236
23	Herm Johnson	200	1	1	9	0	0	186	53,616
24	Dennis Firestone	160	2	0	10	0	0	230	70,262
25	Johnny Parsons Jr.	151	5	1	8	0	0	306	47,780
26	Bill Henderson	150	1	1	10	0	0	105	6,410
27	Greg Leffler	100	2	1	9	0	0	188	3,815
28	Bobby Rahal	70	1	0	11	0	0	174	43,548
29	Michael Chandler	40	2	1	12	0	0	296	74,683
30	Bill Whittington	40	2	0	16	0	0	267	67,773
31	Larry Dickson	32	3	0	18	0	0	202	28,38
32	Tim Richmond	25	1	1	14	0	0	191	30,294
33	Jerry Karl	25	1	1	15	0	0	189	32,285
34	Steve Ball	25	1	1	14	0	0	94	5,510
35	Jerry Sneva	25	2	0	23	0	0	85	41,608
36	Hector Rebaque	25	1	0	13	0	0	150	50,804
37	Danny Sullivan	25	1	0	14	0	0	148	42,643
38	Chip Ganassi	25	1	0	15	0	0	147	41,630
39	Richard Hubbard	20	1	0	18	0	0	75	4,790
40	Dick Simon	20	1	1	20	0	0	66	4,610
41	Josele Garza	20	2	0	23	13	1	139	74,175
42	Steve Chassey	14	2	1	14	0	0	100	1,209
43	Danny Ongais	10	2	0	22	5	2	126	64,900
44	Salt Walther	10	1	0	26	0	0	21	4,610
45	Tom Klausler	5	1	0	29	0	0	60	25,218
46	Mike Mosley	5	1	0	33	0	0	16	28,536
47	Jan Sneva	5	1	0	29	0	0	4	4,610
48	Kevin Cogan	5	2	1	4	0	0	197	95,200
49	Roger Mears	5	1	0	32	0	0	0	38,040
50	Dale Whittington	5	1	0	33	0	0	0	38,530
	Bobby Unser	0	1	1	1	89	1	200	279,002
	Pancho Carter	0	2	1	3	0	0	262	121,285
	Al Unser	0	2	2	5	0	0	363	83,641
	Mark Alderson	0	4	2	4	0	0	286	9,197
	Johnny Rutherford	0	2	0	8	3	1	212	77,740
	Steve Krisiloff	0	1	1	8	0	0	194	36,126
	Chip Mead	0	1	0	9	0	0	106	7,360
	Bill Tyler	0	2	2	5	0	0	188	7,200
	Jerry Nemire	0	2	2	7	0	0	200	2,500
	Chuck Amati	0	2	2	6	0	0	197	2,561
	Howdy Holmes	0	1	1	10	0	0	186	44,169
	Johnny Coogan	0	1	1	7	0	0	97	1,460
	Bill Alsup	0	1	1	11	0	0	193	33,712
	Jerry Miller	0	2	1	9	0	0	150	1,470
	Paul Pitzer	0	3	1	10	0	0	176	6,021
	Larry Martin	0	2	1	10	0	0	110	1,434
	Art Bisch Jr.	0	1	0	10	0	0	77	1,000

CONTINUED ON NEXT PAGE ►►

## WINS

1	A.J. Foyt	1
	Gordon Johncock	1
	Rick Mears	1
	Larry Rice	1
	George Snider	1
	Rich Vogler	1

## POLES

1	Larry Rice	2
2	Tom Bigelow	1
	Rick Mears	1
	Bobby Unser	1

**1981-82 USAC Driver Performance Chart** *(continued)*

Rank	Driver	Points	Starts	Running at Finish	Top Finish	Laps Led	Races Led	Laps Completed	Earnings
	Ken Schrader	0	2	1	11	0	0	144	\$1,330
	Scott Brayton	0	1	0	16	0	0	173	29,002
	Dean Vetrock	0	1	0	22	0	0	57	4,610
	Pete Halsmer	0	2	0	24	0	0	161	65,235
	Bobby Olivero	0	3	0	18	0	0	126	1,130
	Bob Lazier	0	1	0	19	0	0	154	30,752
	Jerry Weeks	0	1	1	12	0	0	97	780
	Jeff Bloom	0	3	1	14	0	0	219	5,606
	Tracy Potter	0	2	0	14	0	0	62	1,050
	Gordon Smiley	0	1	0	22	1	1	141	26,369
	Chet Fillip	0	1	0	24	0	0	60	36,728
	Bill Engelhart	0	2	0	20	0	0	62	710
	Gary Gray	0	1	0	13	0	0	68	750
	Ron Shuman	0	1	0	15	0	0	53	550
	Sleepy Tripp	0	1	0	16	0	0	92	430
	Smokey Snellbaker	0	2	1	13	0	0	192	6,233
	Gary Hieber	0	1	0	22	0	0	28	350
	Arnie Knepper	0	1	0	24	0	0	0	350
	Chuck Gurney	0	1	0	21	0	0	40	350
	Manny Rockhold	0	1	0	25	0	0	0	410
	Steve Cannon	0	1	0	25	0	0	11	410
	Duke Cook	0	1	0	28	0	0	6	4,610

## 1981-82 USAC Driver Index – Starts/Finishes

DRIVER	1 IMS ST/FN	2 POC ST/FN	3 SPR ST/FN	4 DUQ ST/FN	5 ISF ST/FN	6 IMS ST/FN
Mark Alderson	- -	26 11	19 19	24 19	3 4	- -
Bill Alsop	7 11	- -	- -	- -	- -	- -
Chuck Amati	- -	- -	16 6	- -	24 12	- -
Mario Andretti	32 2	- -	- -	- -	- -	4 31
Steve Ball	- -	19 14	- -	- -	- -	- -
Gary Bettenhausen	11 26	6 27	2 20	2 18	2 3	30 12
Tony Bettenhausen Jr.	16 7	- -	- -	- -	- -	27 26
Tom Bigelow	14 20	14 3	1 12	8 2	5 5	31 18
Art Bisch Jr.	- -	- -	26 10	- -	- -	- -
Jeff Bloom	- -	23 19	- -	15 14	23 18	- -
Geoff Brabham	15 5	4 2	- -	- -	- -	20 28
Scott Brayton	29 16	- -	- -	- -	- -	- -
Steve Cannon	- -	- -	- -	- -	13 25	- -
Pancho Carter	10 28	- -	- -	- -	- -	10 3
Michael Chandler	25 12	- -	- -	- -	- -	22 17
Steve Chassey	- -	- -	14 26	- -	11 14	- -
Kevin Cogan	12 4	- -	- -	- -	- -	2 30
Johnny Coogan	- -	- -	24 7	- -	- -	- -
Duke Cook	- -	25 28	- -	- -	- -	- -
Larry Dickson	19 18	- -	13 21	- -	21 23	- -
Bill Engelhart	- -	- -	- -	1 20	8 26	- -
Chet Fillip	- -	- -	- -	- -	- -	29 24
Dennis Firestone	28 10	- -	- -	- -	- -	21 27
A.J. Foyt	3 13	1 1	- -	- -	- -	3 19
Chip Ganassi	- -	- -	- -	- -	- -	11 15
Josele Garza	6 23	- -	- -	- -	- -	33 29
Gary Gray	- -	- -	15 13	- -	- -	- -
Chuck Gurney	- -	- -	- -	- -	15 21	- -
Pete Halsmer	24 24	- -	- -	- -	- -	32 25
Bill Henderson	- -	21 10	- -	- -	- -	- -
Jack Hewitt	- -	24 12	18 4	7 4	26 13	- -
Jim Hickman	- -	- -	- -	- -	- -	24 7
Gary Hieber	- -	- -	- -	17 22	- -	- -
Howdy Holmes	- -	- -	- -	- -	- -	18 10
Richard Hubbard	- -	18 18	- -	- -	- -	- -
Gordon Johncock	4 9	- -	- -	- -	- -	5 1
Herm Johnson	- -	- -	- -	- -	- -	14 9
Jerry Karl	31 15	- -	- -	- -	- -	- -
Sheldon Kinser	23 6	- -	7 22	20 15	18 7	- -
Tom Klausler	30 29	- -	- -	- -	- -	- -
Arnie Knepper	- -	- -	- -	22 24	- -	- -
Steve Krisloff	17 8	- -	- -	- -	- -	- -
Bob Lazier	13 19	- -	- -	- -	- -	- -
Greg Leffler	- -	- -	20 9	- -	22 11	- -
Harry MacDonald	- -	12 5	- -	- -	- -	- -
Larry Martin	- -	- -	17 23	- -	14 10	- -
Jim McElreath	- -	2 7	21 3	19 17	6 24	- -
Chip Mead	- -	13 9	- -	- -	- -	- -
Rick Mears	22 30	- -	- -	- -	- -	1 2
Roger Mears	- -	- -	- -	- -	- -	19 32
Jerry Miller	- -	- -	- -	18 9	20 19	- -
Mike Mosley	2 33	- -	- -	- -	- -	- -
Jerry Nemire	- -	- -	- -	14 7	16 9	- -
Bobby Olivero	- -	- -	25 18	4 21	12 20	- -
Danny Ongais	21 27	- -	- -	- -	- -	9 22
Johnny Parsons Jr.	- -	11 23	10 24	5 8	4 16	25 20
Paul Pitzer	- -	27 24	- -	10 10	17 17	- -
Tracy Potter	- -	- -	22 14	23 23	- -	- -
Roger Rager	- -	15 8	4 8	- -	- -	- -
Bobby Rahal	- -	- -	- -	- -	- -	17 11
Hector Rebaque	- -	- -	- -	- -	- -	15 13
Larry Rice	- -	29 21	11 2	3 13	1 1	- -
Tim Richmond	33 14	- -	- -	- -	- -	- -
Manny Rockhold	- -	- -	12 25	- -	- -	- -
Johnny Rutherford	5 32	- -	- -	- -	- -	12 8

CONTINUED ON NEXT PAGE ►►

**1981-82 USAC Driver Index – Starts/Finishes** *(continued)*

DRIVER	1 IMS ST/FN	2 POC ST/FN	3 SPR ST/FN	4 DUQ ST/FN	5 ISF ST/FN	6 IMS ST/FN
Joe Saldana	- -	- -	6 5	16 6	7 22	- -
Ken Schrader	- -	- -	3 16	11 11	- -	- -
Vern Schuppan	18 3	5 17	- -	- -	- -	- -
Ron Shuman	- -	- -	5 15	- -	- -	- -
Dick Simon	- -	16 20	- -	- -	- -	- -
Gordon Smiley	8 22	- -	- -	- -	- -	- -
Smokey Snellbaker	- -	22 13	- -	- -	19 15	- -
Jan Sneva	- -	8 29	- -	- -	- -	- -
Jerry Sneva	- -	10 25	- -	- -	- -	28 23
Tom Sneva	20 25	3 16	- -	- -	- -	7 4
George Snider	- -	9 4	9 1	9 3	25 8	26 21
Danny Sullivan	- -	- -	- -	- -	- -	13 14
Sleepy Tripp	- -	- -	- -	13 16	- -	- -
Bill Tyler	- -	28 15	- -	12 5	- -	- -
Al Unser	9 17	- -	- -	- -	- -	16 5
Bobby Unser	1 1	- -	- -	- -	- -	- -
Dean Vetrock	- -	17 22	- -	- -	- -	- -
Rich Vogler	- -	- -	8 11	6 1	9 2	- -
Billy Vukovich	- -	7 6	23 17	- -	10 6	- -
Salt Walther	- -	20 26	- -	- -	- -	- -
Jerry Weeks	- -	- -	- -	21 12	- -	- -
Bill Whittington	27 21	- -	- -	- -	- -	6 16
Don Whittington	26 31	- -	- -	- -	- -	8 6
Dale Whittington	- -	- -	- -	- -	- -	23 33

(R) – Rookie

See page 84 for Track Key

## 1981 CART Driver Performance Chart

Rank	Driver	Points	Starts	Running at Finish	Top Finish	Laps Led	Times Led	Laps Completed (1,354)	Miles Completed (2,214.27)	Earnings
1	Rick Mears	304	10	9	1	181	12	1194	2052.27	\$295,110
2	Bill Alsup	177	10	9	3	3	2	1146	1995.53	162,608
3	Pancho Carter	168	11	7	1	91	2	1209	1911.12	196,275
4	Gordon Johncock	142	11	8	2	34	3	1079	1674.26	143,925
5	Johnny Rutherford	120	11	6	1	228	12	927	1363.99	130,700
6	Tony Bettenhausen Jr. (R)	107	9	8	2	5	1	1035	1654.92	113,736
7	Bobby Unser	99	11	7	2	181	9	1132	1779.48	105,550
8	Tom Sneva	96	9	4	1	327	12	857	1122.13	107,471
9	Bob Lazier (R)	92	11	9	4	0	0	1260	2073.33	102,303
10	Al Unser	90	11	6	2	86	8	987	1625.46	117,775
11	Mario Andretti	81	7	5	2	87	7	702	922.08	70,000
12	Tom Bigelow	60	5	4	5	0	0	640	960.00	39,590
13	Scott Brayton (R)	57	10	6	7	0	0	896	1504.73	56,183
14	Larry Dickson	49	9	7	7	10	2	910	1548.46	56,961
15	Gary Bettenhausen	42	2	1	6	0	0	330	613.00	17,845
16	Dick Simon	38	9	4	6	0	0	685	1,100.85	53,706
	Herm Johnson	38	9	6	7	0	0	697	1,178.86	55,883
18	Mike Chandler (R)	37	3	1	4	0	0	224	595.70	29,810
19	Mike Mosley	32	5	2	1	79	4	364	596.00	51,700
20	Steve Chassey (R)	31	8	3	5	0	0	526	961.37	39,938
21	Josele Garza (R)	30	11	5	6	0	0	844	1,247.11	63,249
22	Phil Caliva	27	3	2	8	0	0	330	614.59	14,941
23	Kevin Cogan (R)	23	5	1	2	4	1	380	609.48	37,314
24	Dick Ferguson	20	5	3	6	0	0	375	672.10	36,428
25	Steve Krisloff	18	3	2	7	0	0	409	624.00	20,365
26	Rocky Moran (R)	16	1	0	6	21	1	55	185.74	10,665
27	Geoff Brabham (R)	14	3	2	9	17	1	231	385.50	19,979
28	Billy Englehart	13	3	2	8	0	0	353	371.00	15,845
	Jerry Karl	13	9	1	8	0	0	486	812.69	47,357
30	Larry Cannon	10	5	2	11	0	0	439	681.72	28,609
	Roger Rager	10	4	1	13	0	0	404	724.00	23,260
32	Bill Tempero	7	9	5	12	0	0	524	820.05	42,900
33	Bill Vukovich Jr.	6	3	1	14	0	0	250	502.00	15,555
	Phil Krueger (R)	6	4	3	14	0	0	339	479.80	20,079
35	Gordon Smiley	5	3	1	10	0	0	176	250.29	15,783
36	Jim McElreath	4	3	2	11	0	0	154	308.50	18,841
	Jim Buick (R)	4	4	2	16	0	0	271	318.50	17,404
	Ross Davis (R)	4	3	1	13	0	0	140	326.73	11,229
	Vern Schuppan	4	4	1	15	0	0	295	509.50	17,473
40	Hurley Haywood	3	3	2	26	0	0	104	309.30	16,370
41	Bob Frey (R)	2	2	2	13	0	0	270	270.00	6,911
	Spike Gelhausen	2	2	2	13	0	0	158	240.48	8,566
	John Mahler	2	3	0	20	0	0	140	158.40	7,040
44	Phil Threshie	1	1	1	18	0	0	133	133.00	4,290
	Dennis Firestone	1	1	1	18	0	0	37	56.31	3,814
	Chip Mead	1	2	1	14	0	0	212	282.00	13,120
	Jerry Sneva	1	1	1	12	0	0	143	143.00	1,875
48	Johnny Parsons Jr.	0	1	0	17	0	0	117	117.00	5,665
	Greg Leffler	0	1	0	23	0	0	25	25.00	5,665
	Cliff Hucul	0	3	0	22	0	0	104	208.00	9,730
	Tom Frantz	0	1	0	22	0	0	0	0	5,386
	Salt Walther	0	1	0	32	0	0	51	102.00	6,780
	Harry McDonald (R)	0	1	0	21	0	0	120	240.00	3,200
	A.J. Foyt	0	1	0	26	0	0	80	160.00	7,379
	Bill Whittington	0	1	0	37	0	0	4	8.00	8,180
	Ken Hamilton (R)	0	1	0	23	0	0	14	46.20	1,250
	Teddy Pilette (R)	0	1	0	22	0	0	14	47.28	4,415
	Michel Jourdain (R)	0	1	0	24	0	0	18	45.00	2,000

(R) – Rookie

Note: The Indianapolis 500 was run under USAC sanction and was not included in the 1981 CART championship point standings.

## WINS

1	Rick Mears	6
2	Tom Sneva	2
3	Pancho Carter	1
	Mike Mosley	1
	Johnny Rutherford	1

## POLES

1	Bobby Unser	3
2	Rick Mears	2
	Johnny Rutherford	2
4	Mario Andretti	1
	Geoff Brabham (R)	1
	Gordon Johncock	1
	Tom Sneva	1

## 1981 CART Driver Index – Starts/Finishes

DRIVER	1 PHX ST/FN	2 MIL ST/FN	3 AMS ST/FN	4 AMS ST/FN	5 MICH ST/FN	6 RIV ST/FN	7 MIL ST/FN	8 MICH ST/FN	9 WG ST/FN	10 MXC ST/FN	11 PHX ST/FN
Bill Alsup	7 5	- -	8 8	8 8	7 4	10 3	8 11	6 4	9 3	10 5	20 18
Mario Andretti	4 11	6 3	3 3	3 2	- -	- -	- -	3 2	1 16	- -	4 4
Gary Bettenhausen	- -	- -	- -	- -	18 6	- -	12 19	- -	- -	- -	- -
Tony Bettenhausen Jr. (R)	- -	14 12	11 7	7 11	20 2	- -	14 14	15 10	20 8	22 11	16 19
Tom Bigelow	- -	10 9	- -	- -	21 5	- -	15 24	17 9	- -	- -	17 11
Geoff Brabham (R)	10 9	- -	- -	- -	- -	1 19	- -	- -	- -	2 9	- -
Scott Brayton (R)	16 15	8 11	10 9	9 10	31 7	20 8	25 21	12 24	8 20	16 23	- -
Jim Buick (R)	21 16	19 19	21 20	18 16	- -	- -	- -	- -	- -	- -	- -
Phil Caliva	- -	- -	20 19	16 15	37 8	- -	- -	- -	- -	- -	- -
Larry Cannon	19 20	16 15	12 11	11 20	16 12	- -	- -	- -	- -	- -	- -
Pancho Carter	8 7	22 20	4 5	5 5	4 1	14 10	10 10	5 18	22 15	12 6	9 5
Mike Chandler (R)	- -	- -	- -	- -	14 27	9 4	- -	- -	- -	8 16	- -
Steve Chassey (R)	- -	12 24	16 23	22 22	34 20	21 15	19 15	23 12	19 5	- -	- -
Kevin Cogan (R)	- -	7 2	9 16	- -	11 28	8 11	9 23	- -	- -	- -	- -
Ross Davis (R)	- -	- -	- -	20 19	- -	- -	- -	24 16	23 13	- -	- -
Larry Dickson	- -	13 10	14 10	10 12	24 9	17 16	13 12	13 8	18 7	19 22	- -
Billy Englehart	- -	18 8	- -	- -	15 35	- -	23 9	- -	- -	- -	- -
Dick Ferguson	- -	- -	- -	- -	27 30	18 18	- -	11 6	- -	13 10	13 7
Dennis Firestone	- -	- -	15 18	- -	- -	- -	- -	- -	- -	- -	- -
A.J. Foyt	- -	- -	- -	- -	6 26	- -	- -	- -	- -	- -	- -
Tom Frantz	22 22	- -	- -	- -	- -	- -	- -	- -	- -	- -	- -
Bob Frey (R)	20 13	23 17	- -	- -	- -	- -	- -	- -	- -	- -	- -
Josele Garza (R)	9 21	20 14	17 12	12 18	19 19	11 12	11 8	9 23	16 24	11 18	10 6
Spike Gehlhausen	- -	- -	19 14	14 13	- -	- -	- -	- -	- -	- -	- -
Ken Hamilton (R)	- -	- -	- -	- -	- -	26 23	- -	- -	- -	- -	- -
Hurley Haywood	- -	- -	- -	- -	- -	16 26	- -	- -	14 12	15 17	- -
Cliff Hucul	- -	26 26	- -	- -	33 25	- -	- -	25 22	- -	- -	- -
Gordon Johncock	2 6	1 16	6 4	4 4	13 36	5 2	6 6	22 5	5 10	3 3	3 3
Herm Johnson	- -	17 22	18 22	21 17	23 33	12 7	24 13	- -	6 9	9 8	15 9
Michel Jourdain (R)	- -	- -	- -	- -	- -	- -	- -	- -	- -	26 24	- -
Jerry Karl	14 8	11 23	13 21	19 21	22 14	19 22	20 25	- -	21 19	17 19	- -
Steve Krisiloff	- -	- -	- -	- -	5 17	- -	7 7	7 17	- -	- -	- -
Phil Krueger (R)	18 14	- -	- -	- -	- -	25 20	- -	- -	- -	23 14	21 16
Bob Lazier (R)	13 12	9 13	23 17	17 9	17 10	23 5	21 16	14 13	10 4	14 4	11 13
Greg Leffler	- -	- -	- -	- -	- -	- -	- -	- -	- -	- -	14 23
Harry MacDonald (R)	- -	- -	- -	- -	36 21	- -	- -	- -	- -	- -	- -
Jim McElreath	17 19	- -	- -	- -	- -	- -	- -	16 11	- -	20 13	- -
John Mahler	- -	24 25	- -	- -	- -	28 27	17 20	- -	- -	- -	- -
Chip Mead	- -	- -	- -	- -	29 29	- -	- -	- -	- -	- -	8 14
Rick Mears	5 4	- -	7 1	1 1	3 3	3 1	4 2	1 1	3 1	6 1	7 8
Rocky Moran (R)	- -	- -	- -	- -	- -	- -	- -	- -	7 6	- -	- -
Mike Mosley	- -	25 1	- -	- -	12 18	- -	- -	8 26	- -	18 7	12 24
Johnny Parsons Jr.	- -	- -	- -	- -	- -	- -	- -	- -	- -	- -	19 17
Teddy Pilette (R)	- -	- -	- -	- -	- -	- -	- -	- -	12 22	- -	- -
Roger Rager	- -	- -	- -	- -	32 13	27 13	22 18	18 21	- -	- -	- -
Johnny Rutherford	3 1	4 6	1 2	2 3	2 22	6 21	1 4	4 20	4 2	7 26	2 21
Vern Schuppan	- -	- -	- -	- -	25 24	13 17	- -	- -	- -	21 21	23 15
Dick Simon	12 10	15 7	- -	- -	30 31	22 6	16 22	19 25	13 11	25 25	18 20
Gordon Smiley	- -	- -	- -	- -	- -	15 25	- -	- -	24 18	- -	22 10
Jerry Sneva	- -	- -	- -	- -	- -	- -	- -	- -	- -	- -	24 12
Tom Sneva	6 3	5 4	- -	- -	1 23	7 24	3 1	21 19	11 21	4 20	5 1
Bill Tempero	15 18	- -	22 15	15 14	35 34	24 28	18 17	26 15	17 23	24 12	- -
Phil Threshie	- -	21 18	- -	- -	- -	- -	- -	- -	- -	- -	- -
Al Unser	11 17	3 5	5 6	6 7	10 11	2 14	5 5	10 3	2 14	5 2	6 22
Bobby Unser	1 2	2 21	2 13	13 6	9 16	4 9	2 3	2 7	15 17	1 15	1 2
Bill Vukovich Jr.	- -	- -	- -	- -	26 15	- -	- -	20 14	- -	27 27	- -
Salt Walther	- -	- -	- -	- -	28 32	- -	- -	- -	- -	- -	- -
Bill Whittington	- -	- -	- -	- -	8 37	- -	- -	- -	- -	- -	- -

(R) – Rookie

See page 84 for Track Key

## 1980 CART Driver Performance Chart

Rank	Driver	Points	Starts	Running at Finish	Top Finish	Laps Led	Times Led	Laps Completed (1,542)	Miles Completed (3,005.336)	Earnings
1	Johnny Rutherford	4,723	12	10	1	448	27	1452	2899.056	\$503,595
2	Bobby Unser	3,714	11	8	1	446	26	1197	2377.537	283,599
3	Tom Sneva	2,930	12	9	1	115	5	1321	2557.156	226,550
4	Rick Mears	2,866	12	9	1	106	12	1325	2428.036	164,786
5	Pancho Carter	1,855	12	8	4	9	3	1169	2444.696	105,994
6	Gordon Johncock	1,572	11	5	2	91	7	746	1520.216	116,510
7	Bill Alsup	1,214	11	7	3	2	1	960	1958.408	70,360
8	Al Unser	1,153	12	4	3	183	7	921	1707.088	88,297
9	Gary Bettenhausen	1,057	9	5	3	0	0	705	1255.052	114,237
10	Vern Schuppan	806	4	3	5	0	0	462	1147.244	30,255
11	Tom Bagley	794	11	5	4	0	0	853	1545.356	76,781
12	Dennis Firestone (R)	743	7	4	5	0	0	635	1320.860	60,659
13	Sheldon Kinser	697	11	7	4	2	1	1088	2001.960	50,990
14	Tom Gloy (R)	680	3	3	5	0	0	321	761.000	21,695
15	Danny Ongais	601	9	3	3	1	1	618	1440.036	70,548
16	Mario Andretti	580	4	2	1	68	8	401	740.000	71,966
17	Spike Gehlhausen	473	6	3	4	0	0	400	661.000	50,855
18	Roger Rager (R)	381	8	3	8	2	1	611	1194.560	59,484
19	Rick Muther (R)	356	6	3	8	0	0	439	895.652	24,705
20	Bill Tempero (R)	331	10	6	6	0	0	894	1494.680	36,250
21	Dick Ferguson (R)	315	4	3	8	0	0	367	869.500	38,839
22	Howdy Holmes (R)	314	5	3	8	0	0	506	999.140	21,505
23	Larry Cannon	299	7	2	9	0	0	458	1031.500	46,353
24	Roger Mears (R)	272	4	2	4	0	0	187	453.316	20,993
	Herm Johnson	272	8	6	8	0	0	953	1650.260	35,320
26	Tom Bigelow (R)	260	2	2	8	0	0	357	654.000	45,463
27	Billy Engelhart (R)	246	6	3	10	0	0	760	1324.000	51,689
28	Jim McElreath	240	5	3	6	0	0	380	662.724	42,017
29	Jerry Karl (R)	215	10	4	9	0	0	747	1364.460	62,244
30	Tim Richmond	209	3	0	9	1	1	201	500.500	46,714
31	Dick Simon	185	9	3	13	0	0	546	925.456	51,196
32	Greg Leffler (R)	184	4	2	10	0	0	408	949.500	45,859
33	Gordon Smiley	176	3	1	6	0	0	164	390.000	32,340
34	Lee Kunzman	150	1	1	10	0	0	183	457.500	7,130
35	Jerry Sneva (R)	149	7	2	8	0	0	352	797.000	48,960
36	Pete Halsmer (R)	128	2	1	6	0	0	178	227.500	6,115
37	Bill Vukovich Jr.	96	7	1	12	0	0	508	855.500	43,845
38	Cliff Hucul	90	1	1	7	0	0	145	145.000	4,400
39	Phil Caliva	70	5	0	12	0	0	313	779.240	20,865
40	Jan Sneva (R)	60	1	1	10	0	0	71	177.500	3,040
41	John Martin	56	5	0	15	0	0	397	733.700	18,425
	Mike Mosley	56	5	0	17	0	0	341	651.500	38,333
43	Joe Saldana	50	5	1	12	0	0	307	468.000	17,810
44	A.J. Foyt	45	2	0	14	67	5	258	645.000	31,699
45	Ron Shuman (R)	40	1	0	11	0	0	71	177.500	3,770
46	Johnny Parsons Jr.	36	4	0	22	0	0	199	478.000	34,449
47	John Mahler	35	5	0	13	0	0	221	379.352	15,930
48	Mike Chandler (R)	25	1	0	14	0	0	167	417.500	6,000
	Don Whittington (R)	25	1	1	13	0	0	178	445.000	27,835
	George Snider	25	1	0	15	1	1	169	422.500	27,372
	John Wood (R)	25	2	1	12	0	0	68	170.000	5,733
52	Hurley Haywood (R)	20	1	0	18	0	0	127	317.500	25,497
53	Phil Threshie	15	2	0	32	0	0	132	171.000	4,780
54	Larry Dickson	10	2	0	22	0	0	32	47.000	6,900
55	Daniel Muñoz (R)	8	1	0	15	0	0	12	29.760	3,200
	Jerry Miller (R)	8	1	0	14	0	0	65	65.000	3,850
57	Ross Davis (R)	6	1	0	22	0	0	19	47.500	1,680
	Billie Harvey (R)	6	1	1	19	0	0	126	126.000	2,400
	Salt Walther	6	1	1	18	0	0	64	128.000	2,400
	Bob Frey (R)	6	1	1	17	0	0	65	130.000	1,500
	Juan Carlos Bolaños (R)	6	1	0	17	0	0	9	22.320	3,000
	Michel Jourdain (R)	6	1	0	20	0	0	5	12.400	2,750
63	Bill Whittington (R)	5	1	0	30	0	0	9	22.500	21,924
	Al Loquasto	5	1	0	31	0	0	10	25.000	3,530
	Tony Bettenhausen Jr. (R)	5	1	0	32	0	0	4	10.000	4,430
	Jeff Heywood (R)	5	1	0	32	0	0	14	35.000	3,300
	Chip Mead (R)	5	1	0	29	0	0	26	65.000	3,600

(R) – Rookie

## WINS

1	Johnny Rutherford	5
2	Bobby Unser	4
3	Mario Andretti	1
	Rick Mears	1
	Tom Sneva	1

## POLES

1	Bobby Unser	4
2	Johnny Rutherford	3
3	Mario Andretti	2
	Al Unser	2
5	Gordon Johncock	1



## 1980 CART Driver Index – Starts/Finishes

DRIVER	1 ONT ST/FN	2 IMS ST/FN	3 MIL ST/FN	4 POC ST/FN	5 M-O ST/FN	6 MICH ST/FN	7 WG ST/FN	8 MIL ST/FN	9 ONT ST/FN	10 MICH ST/FN	11 MXC ST/FN	12 PHX ST/FN
Bill Alsup	14 7	- -	7 9	8 4	7 3	6 10	4 8	16 21	7 16	8 10	4 16	10 21
Mario Andretti	- -	2 20	- -	3 17	- -	- -	- -	- -	- -	1 1	- -	1 2
Tom Bagley	7 5	13 28	6 23	11 29	- -	8 8	13 6	10 4	16 15	14 8	9 18	9 16
Gary Bettenhausen	- -	32 3	16 12	25 33	24 20	15 9	19 11	- -	21 31	16 19	- -	16 3
Tony Bettenhausen Jr. (R)	- -	- -	- -	31 32	- -	- -	- -	- -	- -	- -	- -	- -
Tom Bigelow	- -	31 8	- -	- -	- -	- -	- -	15 14	- -	- -	- -	- -
Juan C. Bolanos (R)	- -	- -	- -	- -	- -	- -	- -	- -	- -	- -	21 17	- -
Phil Caliva	18 15	- -	- -	28 16	20 12	- -	- -	- -	29 21	- -	24 21	- -
Larry Cannon	- -	14 33	- -	24 9	- -	14 20	- -	- -	31 24	23 22	25 9	25 18
Pancho Carter	6 18	8 6	8 4	14 6	9 7	4 3	12 7	6 22	22 7	6 7	8 22	3 19
Mike Chandler (R)	- -	- -	- -	- -	- -	- -	- -	- -	13 14	- -	- -	- -
Ross Davis (R)	24 22	- -	- -	- -	- -	- -	- -	- -	- -	- -	- -	- -
Larry Dickson	- -	- -	- -	- -	- -	- -	- -	- -	32 35	- -	- -	20 22
Billy Engelhart (R)	- -	22 11	18 10	20 13	- -	- -	- -	21 10	20 28	- -	- -	13 17
Dick Ferguson	16 8	15 31	- -	- -	- -	23 13	- -	- -	34 9	- -	- -	- -
Dennis Firestone (R)	- -	24 16	- -	18 30	- -	11 14	- -	- -	23 6	20 26	12 5	14 5
A.J. Foyt	- -	12 14	- -	2 19	- -	- -	- -	- -	- -	- -	- -	- -
Bob Frey (R)	- -	- -	- -	- -	- -	- -	- -	- -	- -	24 17	- -	- -
Spike Gehlhausen	9 4	4 29	- -	- -	- -	19 12	- -	12 5	4 33	- -	18 25	- -
Tom Gloy (R)	- -	- -	- -	- -	15 6	- -	- -	- -	24 5	15 9	- -	- -
Pete Halsmer (R)	20 20	- -	- -	- -	- -	- -	- -	- -	- -	- -	- -	24 6
Billie Harvey (R)	- -	- -	19 19	- -	- -	- -	- -	- -	- -	- -	- -	- -
Hurley Haywood (R)	- -	25 18	- -	- -	- -	- -	- -	- -	- -	- -	- -	- -
Jeff Heywood (R)	- -	- -	- -	- -	- -	- -	- -	- -	36 32	- -	- -	- -
Howdy Holmes (R)	- -	- -	21 15	19 8	10 14	24 11	6 13	- -	- -	- -	- -	- -
Cliff Hucul	- -	- -	12 7	- -	- -	- -	- -	- -	- -	- -	- -	- -
Gordon Johncock	8 3	17 4	1 3	- -	6 2	7 5	8 21	7 23	14 23	10 24	6 19	7 24
Herm Johnson	21 14	- -	22 17	32 11	- -	- -	- -	19 11	27 13	17 13	13 14	18 8
Michel Jourdain (R)	- -	- -	- -	- -	- -	- -	- -	- -	- -	- -	20 20	- -
Jerry Karl (R)	- -	28 21	11 14	23 15	14 18	9 15	11 9	11 24	9 27	- -	11 12	19 9
Sheldon Kinsler	19 13	- -	13 11	17 7	22 24	10 16	20 20	9 17	26 12	19 14	17 7	17 4
Lee Kunzman	- -	- -	- -	26 10	- -	- -	- -	- -	- -	- -	- -	- -
Greg Leffler (R)	- -	23 10	- -	- -	- -	- -	- -	- -	18 20	18 15	- -	11 20
Al Loquasto	- -	- -	- -	30 31	- -	- -	- -	- -	- -	- -	- -	- -
Jim McElreath	- -	11 24	- -	29 27	- -	- -	18 12	23 9	- -	- -	19 6	- -
John Mahler	- -	- -	- -	- -	21 19	- -	16 14	24 18	35 30	- -	22 13	- -
John Martin	- -	- -	- -	21 20	13 16	21 19	- -	26 15	15 25	- -	- -	- -
Chip Mead (R)	- -	- -	- -	- -	- -	- -	- -	- -	37 29	- -	- -	- -
Rick Mears	4 21	6 5	4 5	7 12	3 9	3 4	2 2	3 2	2 3	4 3	2 1	5 7
Roger Mears (R)	12 9	- -	- -	- -	18 4	- -	15 16	20 26	- -	- -	- -	- -
Jerry Miller	- -	- -	- -	- -	- -	- -	- -	- -	- -	- -	- -	22 14
Mike Mosley	11 19	26 32	- -	4 23	- -	- -	- -	8 20	5 17	- -	- -	- -
Daniel Muniz (R)	- -	- -	- -	- -	- -	- -	- -	- -	- -	- -	16 15	- -
Rick Muther (R)	15 24	- -	20 18	- -	16 10	26 25	14 10	- -	17 8	- -	- -	- -
Danny Ongais	- -	16 7	17 24	9 18	5 21	16 21	7 3	- -	10 19	12 11	3 24	- -
Johnny Parsons Jr.	- -	7 26	- -	- -	- -	13 22	- -	- -	11 22	11 23	- -	- -
Roger Rager (R)	- -	10 23	- -	15 26	17 8	18 24	- -	17 8	33 11	- -	23 11	21 10
Tim Richmond	- -	19 9	- -	- -	19 22	17 26	- -	- -	- -	- -	- -	- -
Johnny Rutherford	1 1	1 1	2 2	5 2	4 1	2 1	5 5	1 1	3 2	3 4	4 10	2 13
Joe Saldana	10 25	- -	- -	22 22	- -	20 23	- -	22 12	- -	22 21	- -	- -
Vern Schuppan	- -	- -	- -	27 5	12 5	- -	9 18	- -	25 10	- -	- -	- -
Ron Shuman (R)	22 11	- -	- -	- -	- -	- -	- -	- -	- -	- -	- -	- -
Dick Simon	- -	29 22	23 13	16 21	- -	22 18	17 17	25 7	28 37	- -	14 23	12 25
Gordon Smiley	13 6	20 25	- -	- -	- -	- -	- -	- -	- -	9 20	- -	- -
Jan Sneva (R)	23 10	- -	- -	- -	- -	- -	- -	- -	- -	- -	- -	- -
Jerry Sneva	- -	5 17	15 8	6 14	- -	- -	- -	18 25	30 36	25 12	- -	15 23
Tom Sneva	5 2	33 2	9 6	10 3	8 11	12 6	21 4	5 16	8 26	7 6	10 4	6 1
George Snider	- -	21 15	- -	- -	- -	- -	- -	- -	- -	- -	- -	- -
Bill Tempero (R)	17 17	- -	10 16	- -	11 17	25 17	10 15	13 6	19 18	26 16	15 8	23 11
Phil Threshie	- -	- -	24 22	33 25	- -	- -	- -	- -	- -	- -	- -	- -
Al Unser	3 16	9 27	3 20	12 24	1 13	5 7	1 19	2 13	6 4	5 5	5 3	4 15
Bobby Unser	2 23	3 19	5 1	1 1	2 15	1 2	3 1	4 3	1 1	2 2	1 2	- -
Bill Vukovich Jr.	- -	30 12	14 21	13 28	- -	- -	- -	14 19	12 34	13 25	- -	8 12
Salt Walther	- -	- -	- -	- -	- -	- -	- -	- -	- -	21 18	- -	- -
Bill Whittington (R)	- -	27 30	- -	- -	- -	- -	- -	- -	- -	- -	- -	- -
Don Whittington	- -	18 13	- -	- -	- -	- -	- -	- -	- -	- -	- -	- -
John Wood (R)	25 12	- -	- -	- -	23 23	- -	- -	- -	- -	- -	- -	- -

(R) – Rookie

See page 84 for Track Key

## 1980 USAC Driver Performance Chart

Rank	Driver	Points	Starts	Running at Finish	Top Finish	Laps Led	Races Led	Laps Completed	Earnings
1	Johnny Rutherford	2740	5	5	1	261	5	693	\$405,077
2	Tom Sneva	1970	5	4	2	16	1	665	174,180
3	Bobby Unser	1334	5	2	1	189	5	503	134,074
4	Gordon Johncock	1330	4	4	2	86	3	494	89,677
5	Pancho Carter	1078	5	3	4	9	2	636	62,566
6	Bill Alsup	990	4	3	3	0	0	480	50,780
7	Rick Mears	766	5	2	5	42	2	586	61,531
8	Gary Bettenhausen	726	4	2	3	0	0	346	91,436
9	Sheldon Kinser	345	4	2	7	2	1	394	17,909
10	Danny Ongais	330	4	1	7	1	1	332	44,359
11	Howdy Holmes	266	3	2	8	0	0	355	15,053
12	Tom Bigelow	250	1	1	8	0	0	198	41,313
13	Spike Gehlhausen	245	2	1	4	0	0	98	31,377
14	Tom Bagley	220	4	1	5	0	0	204	35,799
15	Tim Richmond	205	2	0	9	1	1	197	31,631
16	Larry Cannon	205	2	1	9	0	0	190	43,410
17	Roger Mears	180	2	1	4	0	0	137	13,575
18	Gordon Smiley	170	2	1	6	0	0	124	29,701
19	Bill Engelhart	170	3	2	10	0	0	470	38,926
20	Lee Kunzman	150	1	1	10	0	0	183	35,809
	Greg Leffler	150	1	1	10	0	0	197	8,067
	Vern Schuppan	150	2	1	5	0	0	254	20,382
23	Jerry Sneva	120	3	2	8	0	0	392	37,207
	Tom Gloy	120	1	0	6	0	0	60	6,515
25	Herm Johnson	116	3	2	11	0	0	369	11,667
26	Dick Ferguson	105	2	1	8	0	0	84	28,539
27	Roger Rager	100	3	0	8	2	1	137	33,830
28	Cliff Hucul	90	1	1	7	0	0	145	3,500
29	Billy Vukovich	65	3	1	12	0	0	324	33,201
30	Jan Sneva	60	1	1	10	0	0	71	3,040
31	Rick Muther	57	3	1	10	0	0	187	8,395
32	Jerry Karl	54	4	1	14	0	0	327	34,810
33	Phil Caliva	50	3	0	12	0	0	193	14,441
34	Al Unser	49	5	0	13	4	1	256	34,163
35	A.J. Foyt	45	2	0	14	67	1	258	31,697
36	Mario Andretti	40	2	0	17	14	2	176	4,870
	Ron Shuman	40	1	0	11	0	0	71	36,272
38	Dick Simon	38	3	1	13	0	0	275	29,992
39	Dennis Firestone	30	2	0	16	0	0	147	29,535
40	Mike Mosley	28	3	0	19	0	0	86	28,389
	John Martin	28	2	0	16	0	0	91	8,451
42	Don Whittington	25	1	1	13	0	0	178	27,835
	George Snider	25	1	0	15	1	1	169	27,372
	John Wood	25	2	1	12	0	0	68	27,713
	Jim McElreath	25	2	0	24	0	0	79	4,965
46	Bill Tempero	22	3	1	16	0	0	195	6,710
47	Joe Saldana	19	2	0	22	0	0	76	6,216
48	Phil Threshie	15	2	0	22	0	0	132	4,786
49	Johnny Parsons Jr.	10	1	0	26	0	0	44	24,249
50	Billie Harvey	6	1	1	19	0	0	126	1,500
	John Mahler	6	1	0	19	0	0	8	3,140
52	Tony Bettenhausen Jr.	5	1	0	32	0	0	4	21,924
	Bill Whittington	5	1	0	30	0	0	9	3,536
	Al Loquasto	5	1	0	31	0	0	10	7,436
	Hurley Haywood	0	1	0	18	0	0	126	25,497
	Ross Davis	0	1	0	22	0	0	19	1,815
	Pete Halsmer	0	1	0	20	0	0	33	1,680

(R) – Rookie

## WINS

1	Johnny Rutherford	3
2	Bobby Unser	2

## POLES

1	Johnny Rutherford	2
2	Gordon Johncock	1
	Al Unser	1
	Bobby Unser	1

## 1980 USAC Driver Index – Starts/Finishes

DRIVER	1 ONT ST/FN	2 IMS ST/FN	3 MIL ST/FN	4 POC ST/FN	5 M-0 ST/FN
Bill Alsup	14 7	- -	7 9	8 4	7 3
Mario Andretti	- -	2 20	- -	3 17	- -
Tom Bagley	7 5	13 28	6 23	11 29	- -
Gary Bettenhausen	- -	32 3	16 12	25 33	24 20
Tony Bettenhausen Jr.	- -	- -	- -	31 32	- -
Tom Bigelow	- -	31 8	- -	- -	- -
Phil Caliva	18 15	- -	- -	28 16	20 12
Larry Cannon	- -	14 33	- -	24 9	- -
Pancho Carter	6 18	8 6	8 4	14 6	9 7
Ross Davis	24 22	- -	- -	- -	- -
Bill Engelhart	- -	22 11	18 10	20 13	- -
Billy Engelhart	- -	22 11	- -	- -	- -
Dick Ferguson	16 8	15 31	- -	- -	- -
Dennis Firestone	- -	24 16	- -	18 30	- -
A.J. Foyt	- -	12 14	- -	2 19	- -
Spike Gehlhausen	9 4	4 29	- -	- -	- -
Tom Gloy	- -	- -	- -	- -	15 6
Pete Halsmer	20 20	- -	- -	- -	- -
Billie Harvey	- -	- -	19 19	- -	- -
Hurley Haywood	- -	25 18	- -	- -	- -
Howdy Holmes	- -	- -	21 15	19 8	10 14
Cliff Hucul	- -	- -	12 7	- -	- -
Gordon Johncock	8 3	17 4	1 3	- -	6 2
Herm Johnson	21 14	- -	22 17	32 11	- -
Jerry Karl	- -	28 21	11 14	23 15	14 18
Sheldon Kinser	19 13	- -	13 11	17 7	22 24
Lee Kunzman	- -	- -	- -	26 10	- -
Greg Leffler	- -	23 10	- -	- -	- -
Al Loquasto	- -	- -	- -	30 31	- -
John Mahler	- -	- -	- -	- -	21 19
John Martin	- -	- -	- -	21 20	13 16
Jim McElreath	- -	11 24	- -	29 27	- -
Rick Mears	4 21	6 5	4 5	7 12	3 9
Roger Mears	12 9	- -	- -	- -	18 4
Mike Mosley	11 19	26 32	- -	4 23	- -
Rick Muther	15 24	- -	20 18	- -	16 10
Danny Ongais	- -	16 7	17 24	9 18	5 21
Johnny Parsons Jr.	- -	7 26	- -	- -	- -
Roger Rager	- -	10 23	- -	15 26	17 8
Tim Richmond	- -	19 9	- -	- -	19 22
Johnny Rutherford	1 1	1 1	2 2	5 2	4 1
Joe Saldana	10 25	- -	- -	22 22	- -
Vern Schuppan	- -	- -	- -	27 5	12 5
Ron Shuman	22 11	- -	- -	- -	- -
Dick Simon	- -	29 22	23 13	16 21	- -
Gordon Smiley	13 6	20 25	- -	- -	- -
Jan Sneva	23 10	- -	- -	- -	- -
Jerry Sneva	- -	5 17	15 8	6 14	- -
Tom Sneva	5 2	33 2	9 6	10 3	8 11
George Snider	- -	21 15	- -	- -	- -
Bill Tempero	17 17	- -	10 16	- -	11 17
Phil Threshie	- -	- -	24 22	33 25	- -
Al Unser	3 16	9 27	3 20	12 24	1 13
Bobby Unser	2 23	3 19	5 1	1 1	2 15
Bill Vukovich Jr.	- -	30 12	14 21	13 28	- -
Bill Whittington	- -	27 30	- -	- -	- -
Don Whittington	- -	18 13	- -	- -	- -
John Wood	25 12	- -	- -	- -	23 23

(R) – Rookie

See page 84 for Track Key

## 1979 CART Driver Performance Chart

Rank	Driver	Points	Starts	Running at Finish	Top Finish	Laps Led	Times Led	Laps Completed (1,461)	Miles Completed (2,605.344)	Earnings
1	Rick Mears	4,060	14	13	1	146	17	1455	2596.344	\$408,078
2	Bobby Unser	3,780	14	13	1	582	28	1416	2516.322	248,841
3	Gordon Johncock	2,211	14	10	1	158	10	1236	2165.278	124,130
4	Johnny Rutherford	2,163	14	10	1	129	13	1269	2224.110	113,598
5	Al Unser	2,085	14	11	1	325	12	1317	2277.278	117,198
6	Danny Ongais	1,443	13	6	4	33	1	1012	1939.188	82,574
7	Tom Sneva	1,360	14	8	2	34	5	1110	2055.584	90,880
8	Tom Bagley	1,208	13	12	5	0	0	1138	1920.744	74,356
9	Wally Dallenbach	1,149	14	9	2	0	0	1056	1640.096	71,560
10	Mike Mosley	1,121	12	4	2	2	2	756	1269.228	98,659
11	Mario Andretti	700	1	1	3	0	0	200	500.000	24,450
12	Lee Kunzman	485	8	4	2	30	2	518	943.370	44,205
13	Pancho Carter	452	13	7	7	5	1	800	1360.210	51,764
14	Vern Schuppan	449	9	2	7	0	0	656	1319.102	43,812
15	Bill Alsup (R)	400	13	8	4	1	1	918	1435.202	29,232
16	Joe Saldana	367	13	7	6	0	0	813	1438.752	53,478
17	Spike Gehlhausen	342	13	2	8	0	0	599	1088.654	52,947
18	Salt Walther	309	8	6	7	13	1	718	1350.520	45,259
19	Steve Krisiloff	279	10	3	7	0	0	593	1160.166	48,058
20	Tom Frantz	236	7	3	9	0	0	517	958.612	21,204
21	Jerry Sneva	150	1	0	10	0	0	170	425.000	7,210
22	Tim Richmond (R)	108	5	1	8	0	0	226	401.324	15,353
23	Larry Rice	105	5	3	10	0	0	415	694.364	26,863
24	Herm Johnson	98	2	2	7	0	0	220	266.980	5,842
25	Al Loquasto	75	3	1	9	0	0	130	294.500	7,398
26	John Mahler	74	6	3	11	0	0	281	521.500	6,823
27	Larry Cannon	56	5	0	12	0	0	243	471.688	12,096
28	Dick Ferguson	35	3	1	15	0	0	171	401.000	8,286
29	Billy Scott	20	1	0	19	0	0	74	185.000	5,330
30	Phil Caliva	10	1	0	27	0	0	23	57.500	4,290

## Non-CART Members in CART Events

Don Whittington (R)	0	1	1	8	0	0	190	475.000	8,360
Bill Whittington (R)	0	1	0	-	0	0	139	347.500	6,330
Roger Mears	0	1	0	-	0	0	135	337.500	6,140
John Martin	0	1	0	-	0	0	107	267.500	4,460
Frank Weiss	0	1	0	9	0	0	86	129.010	2,855
Bob Harkey	0	1	0	-	0	0	17	42.500	4,000
Dennis Firestone	0	1	0	-	0	0	10	25.00	3,740
Johnny Parsons Jr.	0	1	0	32	0	0	4	10.00	3,660
Cliff Hucul	0	1	0	29	0	0	2	5.000	2,660

(R) – Rookie

Indianapolis 500 note: The Indianapolis 500 was a USAC-sanctioned event, but was counted in the CART championship standings.

## WINS

1. Bobby Unser .....	6
2. Rick Mears .....	3
3. Gordon Johncock.....	2
Johnny Rutherford .....	2
5. Al Unser.....	1

## POLES

1. Bobby Unser .....	7
2. Gordon Johncock.....	2
Rick Mears .....	2
Johnny Rutherford .....	2
5. Al Unser.....	1

## 1979 CART Driver Index – Starts/Finishes

DRIVER	1 PHX ST/FN	2 AMS ST/FN	3 AMS ST/FN	4 IMS ST/FN	5 TREN ST/FN	6 TREN ST/FN	7 MICH ST/FN	8 MICH ST/FN	9 WG ST/FN	10 TREN ST/FN	11 ONT ST/FN	12 MICH ST/FN	13 AMS ST/FN	14 PHX ST/FN
Bill Alsup (R)	21 11	16 16	15 15	- -	17 12	12 9	16 9	9 13	10 9	11 10	22 22	11 9	14 10	12 11
Mario Andretti	- -	- -	- -	- -	- -	- -	- -	- -	- -	- -	4 3	- -	- -	- -
Tom Bagley	9 8	15 8	8 7	15 9	8 8	8 4	9 6	6 6	9 6	10 7	9 32	10 5	- -	16 9
Tom Bigelow	- -	- -	- -	30 14	- -	- -	- -	- -	- -	- -	- -	- -	- -	- -
Phil Caliva	- -	- -	- -	- -	- -	- -	- -	- -	- -	- -	28 27	- -	- -	- -
Larry Cannon	- -	- -	- -	- -	- -	- -	- -	- -	- -	15 15	35 14	DNS	12 12	13 16
Pancho Carter	12 20	12 9	9 11	17 20	13 10	10 8	12 7	7 14	16 16	- -	19 28	12 8	15 13	10 7
Wally Dallenbach	6 7	6 11	11 8	7 27	7 4	4 2	4 5	5 10	11 14	7 4	16 24	7 6	9 4	3 12
Larry Dickson	- -	- -	- -	24 24	- -	- -	- -	- -	- -	- -	- -	- -	- -	- -
Dick Ferguson	- -	- -	- -	- -	- -	- -	18 15	15 19	- -	- -	15 16	- -	- -	- -
Dennis Firestone	- -	- -	- -	- -	- -	- -	- -	- -	- -	- -	21 31	- -	- -	- -
A.J. Foyt	- -	- -	- -	6 2	- -	- -	- -	- -	- -	- -	- -	- -	- -	- -
Tom Frantz	18 14	- -	- -	- -	- -	- -	19 11	11 16	18 11	16 9	31 11	13 14	- -	- -
Spike Gehlhausen	14 18	18 18	17 16	31 10	16 18	16 13	15 22	21 21	17 17	8 11	10 25	8 11	8 16	7 8
Janet Guthrie	- -	- -	- -	14 34	- -	- -	- -	- -	- -	- -	- -	- -	- -	- -
Bob Harkey	- -	- -	- -	- -	- -	- -	- -	- -	- -	- -	26 29	- -	- -	- -
Cliff Hucul	- -	- -	- -	18 29	- -	- -	- -	- -	- -	- -	34 35	- -	- -	- -
Howdy Holmes (R)	- -	- -	- -	13 7	- -	- -	- -	- -	- -	- -	- -	- -	- -	- -
Gordon Johncock	8 1	2 4	4 9	5 6	1 3	3 5	3 1	1 4	5 3	2 16	12 15	3 13	10 2	15 4
Herm Johnson	- -	- -	- -	- -	- -	- -	- -	- -	- -	- -	- -	- -	11 7	18 13
Sheldon Kinser	- -	- -	- -	10 28	- -	- -	- -	- -	- -	- -	- -	- -	- -	- -
Steve Krisiloff	11 16	11 15	- -	28 11	12 9	9 14	8 17	16 18	12 18	- -	7 23	14 7	- -	- -
Lee Kunzman	17 9	9 2	2 18	11 30	11 14	DNS	11 14	14 17	- -	- -	14 9	- -	- -	- -
Al Loquasto	- -	- -	- -	- -	- -	- -	22 20	19 9	- -	- -	27 21	- -	- -	- -
John Mahler	16 19	- -	- -	32 25	15 11	11 11	17 12	12 15	- -	- -	- -	- -	- -	- -
John Martin	- -	- -	- -	- -	- -	- -	- -	- -	- -	- -	23 18	- -	- -	- -
Roger McCluskey	- -	- -	- -	25 13	- -	- -	- -	- -	- -	- -	- -	- -	- -	- -
Jim McElreath	- -	- -	- -	19 35	- -	- -	- -	- -	- -	- -	- -	- -	- -	- -
Rick Mears	5 2	10 5	5 2	1 1	6 5	5 7	5 4	4 5	4 2	5 1	1 2	2 3	2 1	4 3
Roger Mears	- -	- -	- -	- -	- -	- -	- -	- -	- -	- -	17 13	- -	- -	- -
Mike Mosley	7 6	3 17	16 17	12 3	9 13	DNS	7 2	2 20	13 12	9 14	11 34	- -	6 14	14 10
Danny Ongais	4 15	4 14	14 6	27 4	10 7	7 6	6 18	17 12	3 4	4 13	8 6	- -	4 15	8 17
Johnny Parsons Jr.	- -	- -	- -	9 32	- -	- -	- -	- -	- -	- -	6 33	- -	- -	- -
Eldon Rasmussen	- -	- -	- -	33 23	- -	- -	- -	- -	- -	- -	- -	- -	- -	- -
Larry Rice	19 10	- -	18 14	23 19	14 16	14 10	- -	- -	- -	- -	- -	- -	- -	- -
Tim Richmond (R)	- -	- -	- -	- -	- -	- -	21 23	- -	15 8	12 12	18 26	- -	- -	9 15
Johnny Rutherford	3 3	1 1	1 1	8 18	5 15	13 3	10 3	3 11	7 15	6 5	13 4	4 4	5 11	6 6
Joe Saldana	13 13	14 13	13 13	26 16	18 17	15 16	20 10	10 8	14 13	14 8	33 30	- -	16 6	11 18
Vern Schuppan	20 21	17 12	12 12	22 21	- -	- -	13 16	- -	8 7	- -	30 7	DNS	- -	17 14
Billy Scott	- -	- -	- -	- -	- -	- -	- -	- -	- -	- -	32 19	- -	- -	- -
Dick Simon	- -	- -	- -	20 26	- -	- -	- -	- -	- -	- -	- -	- -	- -	- -
Tom Sneva	2 17	5 3	3 5	2 15	4 6	6 15	23 21	20 2	6 10	3 3	5 17	6 2	7 8	5 5
Jerry Sneva	- -	- -	- -	21 31	- -	- -	- -	- -	- -	- -	25 10	- -	- -	- -
George Snider	- -	- -	- -	35 33	- -	- -	- -	- -	- -	- -	- -	- -	- -	- -
Phil Threshie	- -	- -	- -	29 17	- -	- -	- -	- -	- -	- -	- -	- -	- -	- -
Al Unser	10 4	7 6	6 3	3 22	3 2	2 12	2 13	13 3	1 5	13 6	2 5	5 10	3 5	2 1
Bobby Unser	1 5	8 7	7 4	4 5	2 1	1 1	1 19	18 1	2 1	1 2	3 1	1 1	1 3	1 2
Bill Vukovich Jr.	- -	- -	- -	34 8	- -	- -	- -	- -	- -	- -	- -	- -	- -	- -
Salt Walther	15 12	13 10	10 10	16 12	- -	- -	14 8	8 7	- -	- -	20 20	9 12	- -	- -
Frank Weiss	- -	- -	- -	- -	- -	- -	- -	- -	- -	- -	- -	- -	13 9	- -
Bill Whittington (R)	- -	- -	- -	- -	- -	- -	- -	- -	- -	- -	24 12	- -	- -	- -
Don Whittington (R)	- -	- -	- -	- -	- -	- -	- -	- -	- -	- -	29 8	- -	- -	- -

(R) – Rookie; DNS – Did not start

See page 84 for Track Key

## 1979 USAC Performance Chart

Rank	Driver	Points	Starts	Running at Finish	Top Finish	Laps Led	Races Led	Laps Completed	Earnings
1	A.J. Foyt	3,320	7	6	1	553	7	926	\$295,808
2	Bill Vukovich Jr.	1,770	7	7	2	2	1	1003	73,510
3	Tom Bigelow	1,305	7	5	2	121	4	930	68,080
4	Larry Dickson	1,225	6	2	3	30	2	593	62,240
5	Gary Bettenhausen	1,008	6	4	2	31	3	739	31,701
6	Jim McElreath	975	5	2	2	0	0	376	64,367
7	Jerry Sneva	851	7	2	4	0	0	530	46,948
8	Dick Simon	766	6	3	5	0	0	502	41,914
9	Roger McCluskey	716	6	3	1	28	2	686	53,747
10	Sheldon Kinser	673	7	2	3	13	1	475	42,552
11	Cliff Hucul	653	7	3	4	3	1	518	43,668
12	Howdy Holmes	600	2	2	7	1	1	385	45,466
13	Johnny Parsons Jr.	598	6	2	2	6	2	378	42,606
14	George Snider	361	6	2	5	3	1	290	34,342
15	Janet Guthrie	225	3	1	5	0	0	264	25,678
16	Frank Weiss	218	4	2	7	0	0	341	14,222
17	Tony Bettenhausen Jr.	185	5	0	9	0	0	372	24,870
18	Dana Carter	165	4	1	10	0	0	237	14,910
19	Phil Threshie	153	4	2	8	0	0	382	34,291
20	Al Loquasto	150	1	1	10	0	0	160	7,017
21	Todd Gibson	130	2	1	7	0	0	147	5,599
22	Jerry Karl	113	5	0	10	0	0	270	16,622
23	Herm Johnson	100	1	1	8	0	0	164	2,440
24	Eldon Rasmussen	85	4	1	11	0	0	232	27,288
25	Jerry Miller	80	1	0	9	0	0	151	2,260
26	Roger Rager	65	3	1	10	0	0	149	7,438
27	Dick Ferguson	48	2	0	11	0	0	80	3,862
28	John Martin	30	2	0	15	0	0	117	8,526
29	Bob Harkey	23	2	0	19	0	0	21	5,501
30	Ken Nichols	10	1	0	13	0	0	68	2,226
	Bill Puterbaugh	10	2	0	13	0	0	69	4,939
32	Jan Sneva	8	1	0	20	0	0	0	1,432
	Danny Ongais	0	2	1	4	40	1	344	43,429
	Rick Mears	0	1	1	1	25	1	200	252,420
	Mike Mosley	0	1	1	3	0	0	200	59,828
	Bobby Unser	0	1	1	5	89	1	199	59,353
	Gordon Johncock	0	1	1	6	0	0	197	32,074
	Tom Bagley	0	1	1	9	0	0	193	24,710
	Spike Gehlhausen	0	1	1	10	0	0	192	24,209
	Steve Krisloff	0	1	1	11	0	0	192	23,645
	Salt Walther	0	1	1	12	0	0	191	22,757
	Tom Sneva	0	1	0	15	0	0	188	28,769
	Joe Saldana	0	1	1	16	0	0	186	22,721
	Johnny Rutherford	0	1	1	18	0	0	168	29,121
	Larry Rice	0	1	0	19	0	0	142	19,496
	Pancho Carter	0	1	0	20	0	0	129	20,125
	Vern Schuppan	0	1	0	21	0	0	111	19,068
	Al Unser	0	1	0	22	85	1	104	38,195
	John Mahler	0	1	0	25	0	0	66	17,572
	Wally Dallenbach	0	1	0	27	0	0	43	18,470
	Lee Kunzman	0	1	0	30	0	0	18	16,820

(R) – Rookie

## WINS

1	A.J. Foyt	5
2	Roger McCluskey	1
	Rick Mears	1

## POLES

1	A.J. Foyt	5
2	Tom Bigelow	1
	Rick Mears	1

## 1979 USAC Driver Index – Starts/Finishes

DRIVER	1 ONT ST/FN	2 TEX ST/FN	3 IMS ST/FN	4 MIL ST/FN	5 POC ST/FN	6 TEX ST/FN	7 MIL ST/FN
Tom Bagley	- -	- -	15 9	- -	- -	- -	- -
Gary Bettenhausen	3 18	8 2	- -	3 6	12 9	4 5	7 6
Tony Bettenhausen Jr.	- -	11 9	- -	17 9	22 13	12 13	17 15
Tom Bigelow	6 6	3 12	30 14	5 3	5 8	2 2	1 2
Pancho Carter	- -	- -	17 20	- -	- -	- -	- -
Dana Carter	16 10	- -	- -	7 11	16 22	16 10	- -
Wally Dallenbach	- -	- -	7 27	- -	- -	- -	- -
Larry Dickson	15 16	14 3	24 24	6 4	6 3	3 11	- -
Dick Ferguson	17 17	12 11	- -	- -	- -	- -	- -
A.J. Foyt	1 1	1 1	6 2	1 1	1 1	1 1	2 12
Spike Gehlhausen	- -	- -	31 10	- -	- -	- -	- -
Todd Gibson	12 14	5 7	- -	- -	- -	- -	- -
Janet Guthrie	- -	- -	14 34	- -	4 19	- -	8 5
Bob Harkey	18 19	- -	- -	- -	21 24	- -	- -
Howdy Holmes	- -	- -	13 7	- -	7 7	- -	- -
Cliff Hucul	10 5	4 4	18 29	9 7	11 11	15 16	20 19
Gordon Johncock	- -	- -	5 6	- -	- -	- -	- -
Herm Johnson	- -	- -	- -	- -	- -	- -	15 8
Jerry Karl	- -	13 10	- -	13 12	23 17	7 14	13 18
Sheldon Kinsler	7 4	7 8	10 28	2 15	9 15	5 3	4 14
Steve Krisiloff	- -	- -	28 11	- -	- -	- -	- -
Lee Kunzman	- -	- -	11 30	- -	- -	- -	- -
Al Loquasto	- -	- -	- -	- -	20 10	- -	- -
John Mahler	- -	- -	32 25	- -	- -	- -	- -
John Martin	8 15	- -	- -	- -	8 18	- -	- -
Roger McCluskey	2 12	- -	25 13	8 17	10 14	8 4	3 1
Jim McElreath	11 9	6 14	19 35	- -	13 2	6 9	- -
Rick Mears	- -	- -	1 1	- -	- -	- -	- -
Jerry Miller	- -	- -	- -	- -	- -	- -	16 9
Mike Mosley	- -	- -	12 3	- -	- -	- -	- -
Ken Nichols	19 13	- -	- -	- -	- -	- -	- -
Danny Ongais	- -	- -	27 4	- -	2 12	- -	- -
Johnny Parsons Jr.	5 2	2 16	9 32	15 14	3 21	- -	5 4
Bill Puterbaugh	- -	- -	- -	18 19	- -	- -	18 13
Roger Rager	- -	- -	- -	14 10	- -	9 15	14 16
Eldon Rasmussen	20 11	16 15	33 23	- -	25 20	- -	- -
Larry Rice	- -	- -	23 19	- -	- -	- -	- -
Johnny Rutherford	- -	- -	8 18	- -	- -	- -	- -
Joe Saldana	- -	- -	26 16	- -	- -	- -	- -
Vern Schuppan	- -	- -	22 21	- -	- -	- -	- -
Dick Simon	4 7	- -	20 26	11 13	14 5	10 7	12 17
Jan Sneva	- -	- -	- -	- -	- -	- -	19 20
Jerry Sneva	14 21	9 13	21 31	10 5	24 4	13 12	11 10
Tom Sneva	- -	- -	2 15	- -	- -	- -	- -
George Snider	13 8	15 5	35 33	16 18	17 25	- -	10 11
Phil Threshie	- -	- -	29 17	19 16	15 16	14 8	- -
Al Unser	- -	- -	3 22	- -	- -	- -	- -
Bobby Unser	- -	- -	4 5	- -	- -	- -	- -
Bill Vukovich Jr.	9 3	10 6	34 8	4 2	19 6	11 6	6 3
Salt Walther	- -	- -	16 12	- -	- -	- -	- -
Frank Weiss	21 20	- -	- -	12 8	18 23	- -	9 7

(R) – Rookie

See page 84 for Track Key

## 1978 USAC Driver Performance Chart

Rank	Driver	Points	Starts	Running at Finish	Top Finish	Laps Led	Times Led	Laps Completed (2,253)	Miles Completed (4,018.30)	Earnings
1	Tom Sneva	4,153	18	15	2	124	15	1,866	3,351.46	\$341,396
2	Al Unser	4,031	16	7	1	296	16	1,630	2,906.77	591,599
3	Gordon Johncock	3,548	17	9	1	269	24	1,712	3,058.82	211,382
4	Johnny Rutherford	3,067	18	10	1	294	22	1,907	3,322.12	247,478
5	A.J. Foyt	3,024	18	11	1	120	15	1,683	2,888.46	235,441
6	Wally Dallenbach	2,966	18	12	3	16	3	2,050	3,595.39	149,261
7	Steve Krisloff	2,874	17	12	2	10	3	1,776	3,005.25	131,480
8	Danny Ongais	2,662	17	7	1	870	41	1,704	2,942.53	221,316
9	Rick Mears	2,171	11	7	1	149	12	1,128	1825.42	157,900
10	Pancho Carter	1,206	10	4	2	0	0	893	1,778.32	84,608
11	Tom Bagley (R)	1,188	17	8	4	0	0	1,322	2,200.14	100,555
12	Bobby Unser	1,122	16	2	3	1	1	1,244	2,296.54	99,758
13	Larry Dickson	1,121	8	3	5	11	3	853	1,690.04	63,873
14	Johnny Parsons Jr.	978	14	4	2	8	1	1,097	2,051.46	78,476
15	George Snider	766	7	3	6	0	0	581	1,288.51	61,163
16	Tom Bigelow	764	12	5	4	10	2	1,262	2,129.82	61,895
17	Mario Andretti	681	8	4	1	75	7	731	1,364.50	58,716
18	Dick Simon	670	13	6	4	0	0	965	1,775.83	66,618
19	Jim McElreath	573	11	7	6	0	0	1,099	1,822.50	54,772
20	Salt Walther	562	12	5	6	0	0	934	1,700.24	69,721
21	Cliff Hucul	519	8	3	7	0	0	793	1,378.58	43,798
22	Lee Kunzman	513	3	1	5	0	0	283	504.5	16,428
23	Sheldon Kinser	495	13	7	6	0	0	1,117	1,765.50	54,964
24	Mike Mosley	483	7	3	7	0	0	838	1555.5	47,344
25	Roger Mears	400	1	1	6	0	0	158	395	8,385
26	Bobby Olivero	360	4	4	6	0	0	436	705	13,328
27	Al Loquasto	321	7	4	9	0	0	716	1,201.08	27,404
28	Joe Saldana	314	8	6	9	0	0	584	1,220.86	50,479
29	Gary Bettenhausen	294	9	3	6	0	0	504	1,095.04	44,183
30	Spike Gelhausen	188	17	2	9	0	0	733	1,095.88	65,793
31	Larry Cannon	184	6	1	10	0	0	505	838	21,363
32	Larry Rice	180	2	1	9	0	0	313	655.5	28,022
33	Jerry Karl	104	8	1	11	0	0	486	996.5	40,883
34	Jerry Sneva	62	6	1	14	0	0	319	665.5	34,876
35	Roger McCluskey	61	7	1	13	0	0	313	480	35,112
36	Phil Threshie	45	6	0	18	0	0	134	280.26	30,174
37	Todd Gibson	34	4	3	14	0	0	462	530	8,744
38	Vern Schuppan	26	3	0	16	0	0	84	142.5	7,444
	Bob Harkey	26	2	0	18	0	0	62	155	6,785
40	Bill Vukovich Jr.	20	2	0	26	0	0	61	152.5	7,756
41	Roger Rager	15	1	1	12	0	0	96	144	2,188
	Eldon Rasmussen	15	1	1	12	0	0	60	90	2,744
43	John Mahler	10	1	0	26	0	0	58	145	15,857
	Bubby Jones	10	1	0	27	0	0	52	130	4,271
45	Chuck Gurney	6	1	0	24	0	0	0	0	1,740

## Not Eligible For Points

Janet Guthrie	1	1	9	0	0	190	475	23,253
---------------	---	---	---	---	---	-----	-----	--------

(R) – Rookie

## WINS

1	Danny Ongais	5
2	Al Unser	3
	Rick Mears	3
3	Gordon Johncock	2
	A.J. Foyt	2
	Johnny Rutherford	2
4	Mario Andretti	1

## POLES

1	Danny Ongais	8
2	Tom Sneva	7
3	Al Unser	1
	A.J. Foyt	1
	Johnny Rutherford	1



## 1978 USAC Driver Index (RACES 1-12 of 18) – Starts/Finishes

DRIVER	1 PHX ST/FN	2 ONT ST/FN	3 TEX ST/FN	4 TREN ST/FN	5 IND ST/FN	6 MOS ST/FN	7 MIL ST/FN	8 POC ST/FN	9 MICH ST/FN	10 AMS ST/FN	11 TEX ST/FN	12 MIL ST/FN
Mario Andretti	- -	2 15	2 5	3 13	33 12	- -	- -	6 23	- -	- -	- -	- -
Tom Bagley (R)	19 8	14 17	17 10	21 12	14 27	5 17	18 7	15 26	17 12	15 6	16 16	- -
Gary Bettenhausen	16 21	18 12	- -	16 19	31 16	12 6	- -	30 29	- -	- -	- -	21 22
Tom Bigelow	12 15	17 7	13 12	8 8	18 21	18 14	13 6	18 15	19 8	- -	- -	15 10
Larry Cannon	- -	- -	- -	- -	- -	- -	21 10	23 11	- -	- -	15 15	19 17
Pancho Carter	- -	- -	- -	- -	21 24	11 15	7 21	9 10	- -	6 11	7 11	- -
Wally Dallenbach	9 14	7 9	7 4	12 11	7 5	13 11	11 3	12 4	8 3	13 9	5 4	6 7
Larry Dickson	4 17	13 5	11 14	- -	9 22	10 5	12 5	14 5	11 11	- -	- -	- -
A.J. Foyt	13 3	9 4	3 17	5 2	20 7	4 16	9 19	4 8	5 16	9 4	2 1	8 4
Spike Gelhausen	6 20	8 23	21 16	6 18	16 29	- -	14 13	20 31	15 20	22 22	17 14	12 16
Todd Gibson	- -	- -	- -	- -	- -	- -	- -	- -	- -	21 15	- -	22 14
Chuck Gurney	- -	24 24	- -	- -	- -	- -	- -	- -	- -	- -	- -	- -
Janet Guthrie	- -	- -	- -	- -	15 9	- -	- -	- -	- -	- -	- -	- -
Bob Harkey	- -	20 22	- -	- -	- -	- -	- -	- -	- -	- -	- -	- -
Cliff Hucul	15 7	- -	- -	- -	27 33	17 10	- -	19 17	- -	- -	18 21	16 9
Gordon Johncock	2 1	6 19	8 3	4 1	6 3	- -	6 22	5 14	6 19	8 7	14 7	3 3
Bubby Jones	- -	- -	- -	- -	- -	- -	- -	26 27	- -	- -	- -	- -
Jerry Karl	22 11	22 21	20 21	20 22	28 14	- -	- -	28 18	- -	- -	- -	- -
Sheldon Kinser	20 6	19 8	18 15	14 14	12 32	- -	- -	27 12	- -	14 17	21 19	17 11
Steve Krisiloff	11 2	10 14	12 8	9 5	13 4	9 3	15 4	13 32	13 14	10 5	19 3	13 6
Lee Kunzman	- -	- -	- -	- -	- -	- -	- -	33 33	- -	- -	- -	20 18
Al Loquasto	- -	- -	- -	- -	- -	16 13	20 12	29 9	22 10	19 19	- -	14 13
John Mahler	- -	- -	- -	- -	17 26	- -	- -	- -	- -	- -	- -	- -
Roger McCluskey	14 19	21 20	10 20	22 21	11 25	- -	- -	- -	- -	- -	- -	- -
Jim McElreath	- -	- -	19 6	18 7	26 20	- -	- -	25 25	20 7	11 13	11 12	18 12
Rick Mears	7 5	- -	- -	- -	3 23	7 2	3 1	- -	3 22	3 1	3 9	4 2
Roger Mears	- -	- -	- -	- -	- -	- -	- -	- -	- -	- -	- -	- -
Mike Mosley	- -	- -	- -	- -	25 17	- DNS	17 14	22 7	- -	- -	13 13	- -
Bobby Olivero	18 9	16 10	15 9	17 6	- -	- -	- -	- -	- -	- -	- -	- -
Danny Ongais	1 12	4 1	1 1	2 4	2 18	1 1	1 16	1 19	4 6	2 21	- DNS	1 1
Johnny Parsons Jr.	- DNS	12 18	9 11	7 17	8 10	14 9	10 9	11 22	9 4	7 20	10 18	10 19
Roger Rager	- -	- -	- -	- -	- -	- -	- -	- -	- -	18 12	- -	- -
Eldon Rasmussen	- -	- -	- -	- -	- -	- -	- -	- -	- -	- -	- -	- -
Larry Rice	- -	- -	- -	15 9	30 11	- -	- -	- -	- -	- -	- -	- -
Johnny Rutherford	5 16	3 13	5 19	11 10	4 13	6 8	5 2	3 2	2 1	5 2	4 2	5 8
Joe Saldana	- -	- -	- -	- -	24 15	- -	- -	17 21	18 9	16 10	20 10	- -
Vern Schuppan	- -	- -	14 18	19 16	- -	- -	- -	- -	- -	- -	12 20	- -
Dick Simon	21 4	11 6	- -	- -	10 19	- -	22 18	21 30	12 13	20 18	9 6	9 21
Jerry Sneva	- -	- -	- -	- -	32 31	- -	- -	24 16	- -	17 16	- -	- -
Tom Sneva	3 22	1 2	4 2	1 3	1 2	8 4	2 15	2 3	1 2	1 8	1 5	2 15
George Snider	- -	- -	- -	- -	23 8	- -	- -	16 6	16 15	- -	- DNS	- -
Phil Threshie	- -	- -	- -	- -	29 30	19 18	19 20	32 24	21 21	- -	- -	- -
Al Unser	10 10	5 3	- -	- -	5 1	2 12	8 8	10 1	10 17	12 14	8 17	7 5
Bobby Unser	8 18	23 16	6 13	10 20	19 6	3 19	4 17	7 20	7 5	4 3	6 8	11 20
Bill Vukovich Jr.	- -	- -	- -	- -	- -	- -	- -	31 28	- -	- -	- -	- -
Salt Walther	17 13	15 11	16 7	13 15	22 28	15 7	16 11	8 13	14 18	- -	- -	- -

▼ RACES 13-18 CONTINUED ON NEXT PAGE ▼

(R) – Rookie

See page 84 for Track Key

**1978 USAC Driver Index (RACES 13-18 of 18) – Starts/Finishes** *(continued)*

DRIVER	13 ONT ST/FN	14 MICH ST/FN	15 TREN ST/FN	16 SILV ST/FN	17 BH ST/FN	18 PHX ST/FN
Mario Andretti	- -	4 20	3 1	- -	- -	5 7
Tom Bagley (R)	13 4	14 6	17 12	7 13	8 14	17 14
Gary Bettenhausen	- -	- -	18 9	- -	- -	19 21
Tom Bigelow	- -	12 4	- -	- -	- -	15 18
Larry Cannon	23 22	15 19	- -	- -	- -	- -
Pancho Carter	6 2	7 18	6 7	- -	- -	4 9
Wally Dallenbach	8 10	6 11	12 6	8 14	13 5	11 6
Larry Dickson	- -	- -	- -	- -	- -	- -
A.J. Foyt	24 28	3 5	1 19	10 1	9 4	6 2
Spike Gelhausen	5 21	8 16	13 17	16 9	10 12	8 17
Todd Gibson	- -	- -	15 16	- -	- -	21 15
Chuck Gurney	- -	- -	- -	- -	- -	- -
Janet Guthrie	- -	- -	- -	- -	- -	- -
Bob Harkey	22 18	- -	- -	- -	- -	- -
Cliff Hucul	18 8	- -	19 13	- -	- -	- -
Gordon Johncock	9 3	9 3	8 14	4 4	4 11	9 3
Bobby Jones	- -	- -	- -	- -	- -	- -
Jerry Karl	19 31	- -	20 20	- -	- -	- -
Sheldon Kinser	20 17	11 8	11 10	- -	- -	18 19
Steve Krisiloff	14 7	16 15	14 5	11 6	- DNS	12 8
Lee Kunzman	27 5	- -	- -	- -	- -	- -
Al Loquasto	30 19	- -	- -	- -	- -	- -
John Mahler	- -	- -	- -	- -	- -	- -
Roger McCluskey	28 24	- -	- -	- -	- -	22 13
Jim McElreath	31 20	13 9	- -	- -	- -	20 12
Rick Mears	4 9	- -	- -	3 2	2 1	- -
Roger Mears	29 6	- -	- -	- -	- -	- -
Mike Mosley	15 16	- -	10 8	- -	- -	14 10
Bobby Olivero	- -	- -	- -	- -	- -	- -
Danny Ongais	3 12	20 1	2 15	1 15	3 9	1 4
Johnny Parsons Jr.	10 15	10 7	7 2	- -	- -	- -
Roger Rager	- -	- -	- -	- -	- -	- -
Eldon Rasmussen	- -	19 12	- -	- -	- -	- -
Larry Rice	- -	- -	- -	- -	- -	- -
Johnny Rutherford	2 11	1 13	5 11	6 5	7 3	3 1
Joe Saldana	- -	18 10	- -	14 16	15 10	- -
Vern Schuppan	- -	- -	- -	- -	- -	- -
Dick Simon	16 14	- -	- -	15 12	11 7	16 22
Jerry Sneva	21 25	17 14	16 18	- -	- -	- -
Tom Sneva	1 23	2 2	4 3	9 3	5 2	2 16
George Snider	25 27	- -	- -	13 11	16 8	13 20
Phil Threshie	17 30	- -	- -	- -	- -	- -
Al Unser	7 1	5 17	9 4	2 10	1 15	10 5
Bobby Unser	11 13	- -	- -	5 8	6 13	7 11
Bill Vukovich Jr.	26 26	- -	- -	- -	- -	- -
Salt Walther	12 29	- -	- -	12 7	14 6	- -

▲ RACES 1-12 SHOWN ON PREVIOUS PAGE ▲

(R) – Rookie

See page 84 for Track Key

## 1977 USAC Driver Performance Chart

Rank	Driver	Points	Starts	Running at Finish	Top Finish	Laps Led	Times Led	Laps Completed (1,915)	Miles Completed (3,288)	Earnings
1	Tom Sneva	3,965	14	8	1	59	12	1,617	3,132.93	\$311,639
2	Al Unser	3,030	13	7	1	395	23	1,387	2,419.31	215,592
3	A.J. Foyt	2,840	8	5	1	261	17	898	1,979.43	350,158
	Johnny Rutherford	2,840	14	7	1	376	21	1,307	2,219.71	148,051
5	Gordon Johncock	2,830	14	9	1	478	32	1,753	3,153.09	169,714
6	Wally Dallenbach	2,635	14	8	1	54	9	1,556	2,750.61	113,597
7	Mario Andretti	1,580	6	2	2	71	4	651	1,356.50	85,255
8	Pancho Carter	1,420	12	6	2	11	2	1,339	2,321.50	74,535
9	Tom Bigelow	1,370	14	8	4	7	3	1,260	2,153.63	75,605
10	Mike Mosley	1,030	9	4	3	14	4	1,042	1,949.00	58,226
11	Roger McCluskey	940	13	4	3	1	1	973	1,641.88	65,666
12	Danny Ongais (R)	935	13	5	1	118	12	1,062	1,958.40	81,393
13	Bobby Olivero	920	8	5	5	0	0	783	1,327.00	46,867
14	Gary Bettenhausen	850	11	5	2	0	0	1,205	2,177.93	69,809
15	Johnny Parsons Jr.	840	8	4	4	0	0	787	1,534.50	54,733
16	Larry Dickson	740	9	5	5	0	0	825	1,565.28	32,428
17	Lee Kunzman	700	5	2	6	0	0	589	1,437.50	49,490
18	Todd Gibson	600	7	5	4	0	0	667	1,113.01	26,871
19	Rick Mears	555	8	4	5	0	0	500	1,003.00	26,457
20	Spike Gelhausen	550	12	5	7	0	0	545	924.00	37,373
21	Jim McElreath	530	6	3	5	0	0	1,259	1,970.25	43,892
22	Vern Schuppan (R)	475	7	3	6	0	0	530	1,202	27,519
23	Salt Walther	450	8	3	4	5	1	628	1,106.55	29,788
24	Dick Simon	360	10	3	6	0	0	863	1,292	41,789
25	Steve Krisiloff	320	7	2	7	0	0	479	1,031.32	43,785
26	James McElreath	240	5	2	7	0	0	293	550	17,012
27	Bill Vukovich Jr.	220	8	0	9	1	1	511	771.50	42,161
	Joe Saldana	220	5	2	10	0	0	531	1,174.75	17,495
29	Jerry Grant	200	3	3	5	0	0	382	704.55	15,287
30	Ed Crombie	165	3	3	7	0	0	393	496.59	10,655
31	Jerry Sneva	150	3	1	10	0	0	186	465.00	30,487
	John Martin	150	1	1	10	0	0	306	682.50	6,267
33	Larry Cannon	125	3	3	9	0	0	386	719.00	10,233
34	Bill Simpson	80	2	1	9	0	0	81	196.50	4,900
35	Clark Templeman	75	1	0	8	0	0	143	143.00	4,009
35	Bobby Unser	75	10	0	8	62	4	669	1,033	46,146
37	Al Loquasto	70	8	2	11	0	0	452	899.50	36,048
38	Gary Irvin	60	2	1	10	0	0	138	252.5	5,867
39	Bill Puterbaugh	50	1	0	12	0	0	170	425.00	22,137
40	George Snider	45	6	1	10	2	1	229	358.00	28,792
41	Cliff Hucul	20	4	2	12	0	0	286	510.50	24,284
42	John Mahler	0	2	1	14	0	0	279	697.50	26,249
	Lloyd Ruby	0	2	0	17	0	0	81	202.50	18,424
	Eldon Rasmussen	0	2	1	13	0	0	243	607.50	24,617
	Phil Threshie	0	2	0	13	0	0	101	202.00	4,277
	Bubby Jones	0	1	0	21	0	0	78	195.00	16,855
	Sheldon Kinser	0	1	0	32	0	0	14	35.00	14,677
	Chuck Gurney	0	1	0	27	0	0	15	37.50	4,323
	Bob Harkey	0	1	0	22	0	0	1	2.00	1,521
	Tom Gloy	0	1	0	15	0	0	111	111.00	2,015
<b>Not Eligible For Points</b>										
	Janet Guthrie		3	0	17	0	0	167	417.50	26,545
	Clay Regazzoni		1	0	30	0	0	25	62.50	15,212

(R) – Rookie

## WINS

1	Johnny Rutherford	4
2	A.J. Foyt	3
3	Gordon Johncock	2
	Tom Sneva	2
5	Al Unser	1
	Wally Dallenbach	1
	Danny Ongais (R)	1

## POLES

1	Johnny Rutherford	5
2	Danny Ongais (R)	3
3	Tom Sneva	2
	Bobby Unser	2
5	A.J. Foyt	1
	Al Unser	1

## 1977 USAC Driver Index – Starts/Finishes

DRIVER	1 ONT ST/FN	2 PHX ST/FN	3 TEX ST/FN	4 TREN ST/FN	5 IMS ST/FN	6 MIL ST/FN	7 POC ST/FN	8 MOS ST/FN	9 MICH ST/FN	10 TEX ST/FN	11 MIL ST/FN	12 ONT ST/FN	13 MICH ST/FN	14 PHX ST/FN
Mario Andretti	-	-	- DNS	-	2 16	6 26	-	3 2	-	-	-	2 4	2 20	5 4
Gary Bettenhausen	21 10	20 11	-	11 11	21 16	13 20	21 7	9 2	18 17	-	13 8	26 17	-	14 14
Tom Bigelow	9 4	9 4	6 12	8 15	22 6	12 7	18 29	14 8	11 11	20 10	15 4	23 28	20 15	16 19
Larry Cannon	-	-	-	-	-	-	-	-	-	-	-	32 12	9 12	20 9
Pancho Carter	7 3	10 20	4 11	6 9	8 15	11 5	11 20	-	7 10	8 3	6 2	24 14	-	13 3
Ed Crombie	-	-	-	-	-	19 10	-	18 7	-	-	21 14	-	-	-
Wally Dallenbach	10 18	7 10	11 3	7 1	10 4	6 15	13 4	8 16	6 8	16 17	7 3	21 20	6 3	11 6
Larry Dickson	16 13	-	16 18	-	-	-	-	11 13	14 5	17 8	18 12	29 7	17 6	18 18
A.J. Foyt	6 1	5 2	5 14	-	4 1	-	1 15	7 1	-	5 19	-	6 2	-	-
Spike Gelhausen	20 26	16 14	17 8	13 12	-	14 9	-	16 10	22 9	14 12	20 7	13 13	10 13	10 7
Todd Gibson	22 11	22 13	12 6	14 6	-	16 14	-	13 4	20 15	-	-	-	-	-
Tom Gloy	-	-	-	-	-	-	-	-	-	-	-	-	-	21 15
Jerry Grant	-	-	-	-	-	-	29 13	17 5	-	-	22 16	-	-	-
Chuck Gurney	-	-	-	-	-	-	30 27	-	-	-	-	-	-	-
Janet Guthrie	-	-	-	-	26 29	-	22 17	-	-	-	-	27 18	-	-
Bob Harkey	-	-	-	-	-	-	-	-	16 22	-	-	-	-	-
Cliff Hucul	26 12	12 15	14 19	-	27 22	-	-	-	-	-	-	-	-	-
Gary Irvin	-	-	19 10	17 14	-	-	-	-	-	-	-	-	-	-
Gordon Johncock	5 5	2 12	2 9	5 2	5 11	3 12	5 3	5 18	5 2	4 2	5 10	5 11	7 1	6 1
Bobby Jones	-	-	-	-	32 21	-	-	-	-	-	-	-	-	-
Sheldon Kinser	-	-	-	-	12 32	-	-	-	-	-	-	-	-	-
Steve Krisiloff	24 21	-	-	-	25 9	-	28 22	12 14	17 7	-	11 19	19 27	-	-
Lee Kunzman	-	-	-	-	24 7	-	20 6	- DNS	-	21 22	-	15 15	14 16	-
Al Loquasto	23 19	17 21	-	-	15 28	-	14 28	-	-	22 11	-	25 19	15 11	19 16
John Mahler	-	-	-	-	31 14	-	33 14	-	-	-	-	-	-	-
John Martin	-	-	-	-	-	-	-	-	-	-	-	30 10	-	-
Roger McCluskey	4 22	8 3	7 17	9 5	18 8	8 19	10 26	10 11	10 20	-	8 20	10 22	8 7	7 5
James McElreath	-	-	18 7	16 7	-	-	24 31	-	-	-	-	18 23	21 19	-
Jim McElreath	-	-	-	-	20 23	-	32 24	-	9 12	11 6	-	11 9	12 5	-
Rick Mears	15 24	-	15 15	-	-	-	16 30	-	12 6	13 7	16 5	17 26	11 8	-
Mike Mosley	8 16	13 6	9 5	4 3	9 19	4 4	8 8	-	-	-	-	9 16	13 18	-
Bobby Olivero	-	-	-	-	14 25	20 6	27 32	-	-	18 9	14 6	8 5	19 9	15 21
Danny Ongais (R)	14 7	18 5	10 13	-	7 20	5 17	6 23	3 15	4 1	1 13	1 21	20 8	1 17	2 12
Johnny Parsons Jr.	-	-	-	-	11 5	-	19 11	-	13 18	9 4	9 13	16 29	16 14	12 20
Bill Puterbaugh	-	-	-	-	28 12	-	-	-	-	-	-	-	-	-
Eldon Rasmussen	-	-	-	-	32 13	-	-	-	-	-	-	33 21	-	-
Clay Regazzoni	-	-	-	-	29 30	-	-	-	-	-	-	-	-	-
Lloyd Ruby	13 17	-	-	-	19 27	-	-	-	-	-	-	-	-	-
Johnny Rutherford	1 25	1 1	1 4	1 8	17 33	2 1	2 5	2 9	2 3	2 1	3 1	1 24	4 2	3 22
Joe Saldana	-	-	-	-	-	17 11	26 10	-	-	19 18	17 11	-	22 22	-
Vern Schuppan (R)	17 8	14 8	13 16	15 17	-	-	25 21	4 19	-	-	-	22 6	-	-
Dick Simon	19 6	21 7	-	-	30 31	15 13	17 16	-	15 19	12 14	12 9	12 33	-	8 11
Bill Simpson	18 9	19 22	-	-	-	-	-	-	-	-	-	-	-	-
Jerry Sneva	-	-	-	-	16 10	-	23 18	- DNS	-	-	9 22	-	-	-
Tom Sneva	2 14	3 16	8 1	3 10	1 2	9 2	4 1	6 3	1 4	6 5	10 18	4 3	3 10	9 17
George Snider	-	-	-	-	13 24	-	12 33	-	-	10 20	-	14 32	18 21	17 10
Clark Templeman	-	-	-	-	-	18 8	-	-	-	-	-	-	-	-
Phil Threshie	-	-	-	-	-	-	-	-	21 13	15 16	-	-	-	-
Al Unser	3 2	6 9	3 2	-	3 3	7 3	7 25	1 17	3 16	3 21	2 15	3 1	5 4	4 2
Bobby Unser	11 15	4 17	-	-	2 18	1 16	9 19	-	8 21	7 15	4 17	7 30	-	1 8
Bill Vukovich Jr.	25 20	11 19	-	12 13	23 17	-	31 9	15 12	19 14	-	-	31 31	-	-
Salt Walther	12 23	15 18	-	10 4	-	10 18	15 12	19 6	-	-	-	28 25	-	22 13

(R) – Rookie

See page 84 for Track Key

## 1976 USAC Driver Performance Chart

Rank	Driver	Points	Starts	Running at Finish	Top Finish	Laps Led	Times Led	Laps Completed (1,753)	Miles Completed (2,980.50)	Earnings
1	Gordon Johncock	4,240	13	11	1	374	25	1,604	2,611.5	\$188,619
2	Johnny Rutherford	4,220	13	11	1	232	17	1,602	2,827.0	372,516
3	Wally Dallenbach	3,105	13	7	2	90	11	1,466	2,595.0	111,697
4	Al Unser	3,020	12	8	1	360	11	1,347	2,144.5	165,012
5	Mike Mosley	2,120	12	9	1	177	5	1,382	2,387.0	104,842
6	Bobby Unser	2,080	9	6	1	136	11	972	1,577.5	139,755
7	A.J. Foyt	1,720	11	3	1	295	18	782	1,501.0	157,807
8	Tom Sneva	1,570	11	6	3	16	6	1,187	2,088.0	65,587
9	Mario Andretti	1,200	4	2	3	47	7	548	1,095.5	47,982
10	Johnny Parsons Jr.	980	12	7	4	9	2	1,186	1,871.0	52,574
11	Roger McCluskey	955	9	3	5	0	0	896	1,596.0	43,473
12	Pancho Carter	920	7	4	2	11	2	782	1,448.0	54,954
13	Tom Bigelow	820	13	7	5	0	0	1,143	2,006.5	51,176
14	Bill Vukovich Jr.	660	10	3	5	4	1	845	1,296.0	38,753
15	Jan Opperman	580	5	5	6	0	0	802	1,843.5	42,090
16	Rick Mears	390	3	2	8	0	0	432	816.0	11,134
17	Bill Puterbaugh	375	3	2	7	0	0	433	866.5	25,595
18	Steve Krisiloff	370	6	4	6	0	0	610	1,395.0	34,520
19	George Snider	365	5	3	7	0	0	532	1,067.5	34,095
20	Salt Walther	340	5	4	9	0	0	615	1,198.0	36,752
21	Dick Simon	330	11	4	7	0	0	975	1,455.5	37,792
22	John Martin	300	9	5	7	0	0	1,025	1,771.0	38,030
23	Todd Gibson (R)	280	6	4	8	0	0	808	1,330.5	16,034
24	Bobby Olivero	275	5	4	9	0	0	677	1,035.0	13,087
25	Larry Dickson	240	9	4	8	0	0	790	1,419.0	18,798
26	Al Loquasto	215	7	6	8	0	0	869	1,475.5	30,399
27	Larry Cannon	190	6	4	8	0	0	405	877.0	28,904
	Bill Simpson	190	7	6	8	2	1	777	1,495.5	20,679
29	Jerry Grant	150	3	2	10	0	0	290	713.0	22,853
30	Spike Gelhausen	130	13	7	9	0	0	1,110	1,883.5	38,509
31	Lloyd Ruby	100	3	1	11	0	0	195	419.0	26,128
32	Lee Kunzman	90	5	2	9	0	0	587	1,192.5	14,117
33	Roger Rager	60	4	1	10	0	0	469	804.5	9,260
34	Bob Harkey	50	3	2	12	0	0	290	722.0	24,304
	Sheldon Kinsler	50	3	2	12	0	0	334	835.0	25,715
36	Jim McElreath	45	1	1	10	0	0	141	141.0	1,865
37	Ed Finley	40	3	3	11	0	0	386	438.5	4,592
	Tom Frantz	40	2	1	11	0	0	239	299.0	3,337
39	Ken Nichols	20	4	2	12	0	0	335	443.0	5,450
40	Janet Guthrie (R)	0	4	2	13	0	0	371	692.0	8,688
	Eldon Rasmussen	0	4	0	17	0	0	254	575.5	10,737
	Gary Bettenhausen	0	3	0	27	0	0	124	310.0	21,829
	Frank Weiss	0	2	2	15	0	0	207	289.0	2,563
	Jerry Karl	0	2	0	19	0	0	36	46.0	2,004
	Larry McCoy	0	2	2	16	0	0	250	625.0	20,343
	John Mahler	0	1	0	25	0	0	63	157.5	3,441
	Mel Kenyon	0	1	0	33	0	0	8	20.0	2,611
	Billy Scott	0	1	1	23	0	0	96	240.0	17,859
	Jack Owen	0	1	0	21	0	0	34	51.0	1,107
	Arlene Hiss (R)	0	1	1	14	0	0	128	128.0	1,580
	Ed Crombie	0	1	0	20	0	0	43	64.5	1,130
	Mike Hiss	0	1	0	19	0	0	134	335.0	4,156

## Not Eligible For Points

David Hobbs	1	0	29	0	0	10	25.0	15,281
Danny Ongais (R)	1	0	28	0	0	54	135.0	3,086
Vern Schuppan	1	1	18	0	0	97	242.5	17,605

(R) – Rookie

## WINS

1	Johnny Rutherford	3
	Al Unser	3
3	Bobby Unser	2
	Gordon Johncock	2
	A.J. Foyt	2
6	Mike Mosley	1

## POLES

1	A.J. Foyt	7
2	Johnny Rutherford	2
3	Al Unser	1
	Bobby Unser	1
	Johnny Parsons Jr.	1
	Gordon Johncock	1

## 1976 USAC Driver Index – Starts/Finishes

DRIVER	1 PHX ST/FN	2 TREN ST/FN	3 IMS ST/FN	4 MIL ST/FN	5 POC ST/FN	6 MICH ST/FN	7 TEX ST/FN	8 TREN ST/FN	9 MIL ST/FN	10 ONT ST/FN	11 MICH ST/FN	12 TEX ST/FN	13 PHX ST/FN
Mario Andretti	-	-	19 8	-	3 5	-	-	-	-	-	-	4 4	3 3
Gary Bettenhausen	-	-	8 28	-	21 33	-	-	-	-	22 27	-	-	-
Tom Bigelow	17 20	10 17	32 14	15 11	19 29	9 12	11 7	10 21	10 7	12 5	11 9	11 14	4 18
Larry Cannon	-	-	10 17	-	23 30	19 11	18 8	-	-	-	12 8	12 18	-
Pancho Carter	11 2	6 7	6 5	10 18	7 14	-	-	-	-	4 29	-	5 10	-
Ed Crombie	-	20 20	-	-	-	-	-	-	-	-	-	-	-
Wally Dallenbach	5 16	5 6	7 4	11 12	14 3	4 20	7 2	7 4	9 17	5 4	3 3	3 6	7 4
Larry Dickson	13 19	16 19	-	-	33 11	13 14	14 15	20 11	-	-	15 19	16 8	19 15
Ed Finley	-	22 13	-	21 15	-	-	-	-	18 11	-	-	-	-
A.J. Foyt	3 21	1 18	5 2	4 17	5 31	1 3	1 1	1 19	-	1 23	1 1	1 11	-
Tom Frantz	22 15	18 11	-	-	-	-	-	-	-	-	-	-	-
Spike Gelhausen	20 12	17 14	25 33	17 21	18 25	18 16	10 14	9 16	14 9	30 13	13 12	13 12	12 19
Todd Gibson (R)	-	-	-	-	20 17	-	16 13	19 9	15 8	33 11	16 14	17 16	20 13
Jerry Grant	19 22	-	20 27	-	-	-	-	-	-	15 10	-	-	-
Janet Guthrie (R)	-	14 15	-	-	22 24	12 13	-	21 15	-	-	-	-	-
Bob Harkey	-	-	28 20	-	31 12	-	-	-	-	-	18 20	-	-
Arlene Hiss (R)	21 14	-	-	-	-	-	-	-	-	-	-	-	-
Mike Hiss	-	-	-	-	-	-	-	-	-	29 19	-	-	-
David Hobbs	-	-	31 29	-	-	-	-	-	-	-	-	-	-
Gordon Johncock	4 3	3 2	2 3	1 2	8 27	2 1	3 5	2 1	2 2	6 3	6 2	7 2	2 2
Jerry Karl	-	-	-	20 19	-	22 21	-	-	-	-	-	-	-
Mel Kenyon	-	-	-	-	-	-	-	-	-	31 33	-	-	-
Sheldon Kinsler	-	-	29 19	-	27 28	-	-	-	-	21 12	-	-	-
Steve Krisiloff	-	-	23 24	-	11 8	-	-	-	-	13 16	14 6	20 21	15 17
Lee Kunzman	-	-	-	-	28 13	15 18	13 9	-	-	19 20	-	-	22 11
Al Loquasto	15 8	15 10	24 25	-	9 15	-	15 10	16 12	-	-	-	-	16 12
John Mahler	-	-	-	-	-	-	-	-	-	25 25	-	-	-
John Martin	12 11	11 8	15 21	16 7	17 21	11 9	-	8 17	11 18	24 18	-	-	-
Roger McCluskey	-	-	13 30	-	12 6	17 5	-	13 22	6 6	2 21	2 10	9 19	11 5
Larry McCoy	-	-	26 26	-	24 16	-	-	-	-	-	-	-	-
Jim McElreath	16 10	-	-	-	-	-	-	-	-	-	-	-	-
Rick Mears	-	-	-	-	-	-	-	-	-	20 8	-	19 9	18 9
Mike Mosley	7 5	7 5	11 15	2 1	6 2	8 22	9 4	12 5	7 5	9 15	10 7	10 22	-
Ken Nichols	-	19 12	-	19 20	-	-	-	22 18	17 14	-	-	-	-
Bobby Olivero	10 13	-	-	13 10	-	-	17 11	-	-	27 9	-	-	17 14
Danny Ongais (R)	-	-	-	-	-	-	-	-	-	11 28	-	-	-
Jan Opperman	-	-	33 16	-	32 19	16 7	-	14 10	-	23 6	-	-	-
Jack Owen	-	21 21	-	-	-	-	-	-	-	-	-	-	-
Johnny Parsons Jr.	9 6	9 4	14 12	6 5	1 22	6 4	4 18	6 6	8 12	-	7 13	22 15	14 20
Bill Puterbaugh	-	-	18 22	-	-	-	-	-	-	26 7	-	-	21 8
Roger Rager	-	-	-	-	-	-	-	17 20	16 10	28 17	21 16	-	-
Eldon Rasmussen	-	-	-	-	26 20	14 17	-	-	-	32 31	17 17	-	-
Lloyd Ruby	-	-	30 11	-	-	-	-	-	-	-	-	2 13	5 22
Johnny Rutherford	6 18	2 1	1 1	5 9	15 4	5 2	5 3	5 7	1 3	7 2	8 11	6 1	6 16
Vern Schuppan	-	-	17 18	-	-	-	-	-	-	-	-	-	-
Billy Scott	-	-	21 23	-	-	-	-	-	-	-	-	-	-
Dick Simon	18 7	13 16	16 32	9 14	4 10	7 19	-	15 13	12 16	18 30	20 21	-	13 7
Bill Simpson	-	-	-	14 8	29 23	20 8	8 12	18 14	-	14 14	19 15	21 20	-
Tom Sneva	8 17	4 3	3 6	8 13	13 7	10 6	6 16	4 3	3 13	3 26	9 5	-	-
George Snider	-	-	27 13	-	25 9	-	-	-	-	-	22 22	15 7	9 10
Al Unser	1 4	-	-	12 4	16 1	3 10	2 17	3 2	5 1	8 32	4 18	14 3	10 1
Bobby Unser	2 1	-	12 10	3 3	10 32	-	-	-	4 4	10 1	5 4	8 17	1 21\
Bill Vukovich Jr.	-	8 22	9 31	7 6	2 26	-	12 6	11 8	13 15	16 24	-	18 5	8 6
Salt Walther	14 9	12 9	22 9	-	30 18	-	-	-	-	17 22	-	-	-
Frank Weiss	-	-	-	18 16	-	21 15	-	-	-	-	-	-	-

(R) – Rookie

See page 84 for Track Key

## 1975 USAC Driver Performance Chart

Rank	Driver	Points	Starts	Running at Finish	Top Finish	Laps Led	Times Led	Laps Completed (1,683)	Miles Completed (2,911)	Earnings
1	A.J. Foyt	4,920	12	10	1	676	37	1,442	2,606.0	\$347,262
2	Johnny Rutherford	2,900	12	9	1	244	20	1,466	2,457.0	161,137
3	Bobby Unser	2,489	7	4	1	97	8	820	1,739.5	268,075
4	Wally Dallenbach	2,305	12	7	1	119	8	1,439	2,432.5	120,241
5	Bill Vukovich Jr.	2,080	10	7	3	6	2	1,200	1,978.0	81,537
6	Tom Sneva	1,830	11	7	1	48	6	1,247	2,094.5	73,088
7	Roger McCluskey	1,675	11	6	4	0	0	1,135	2,209.5	67,949
8	Steve Krisloff	1,630	11	7	3	6	2	1,146	2,004.5	66,523
9	Pancho Carter	1,345	10	7	2	25	2	1,127	1,857.5	60,112
10	Gordon Johncock	1,280	12	3	1	267	23	1,094	1,841.5	65,931
11	John Martin	1,180	12	5	5	0	0	1,164	1,989.0	48,842
12	Mike Mosley	1,020	9	4	1	143	6	1,006	1,602.5	54,381
13	Jimmy Caruthers	930	8	7	4	5	1	885	1,736.0	43,782
14	Gary Bettenhausen	745	7	5	5	0	0	933	1,677.0	43,870
15	Lee Kunzman	740	3	2	3	0	0	381	952.5	23,387
16	Bill Puterbaugh	560	3	3	7	0	0	474	970.5	36,981
17	Al Unser	450	6	2	4	0	0	471	854.0	31,016
18	George Snider	400	5	2	8	0	0	406	992.0	36,928
19	Al Loquasto	380	8	3	7	0	0	736	1,405.5	24,790
20	Eldon Rasmussen	275	7	2	7	0	0	636	1,417.0	32,640
21	Salt Walther	260	8	1	8	0	0	436	996.0	30,560
22	Dick Simon	220	12	4	8	0	0	985	1,642.0	38,177
23	Mario Andretti	210	4	1	3	42	2	292	506.5	27,736
24	Spike Gelhausen (R)	165	6	3	10	0	0	502	660.0	9,032
25	Billy Scott	120	2	1	4	0	0	45	112.5	5,589
26	Tom Bigelow	115	8	2	9	0	0	808	1,489.5	33,037
	Johnny Parsons Jr.	115	10	2	9	2	1	626	1,149.0	33,992
28	John Hubbard	105	5	2	10	0	0	303	394.0	7,044
29	Larry Cannon	100	3	2	9	0	0	290	385.0	4,587
30	Jim McElreath	90	2	1	7	0	0	228	354.0	8,267
31	Tom Frantz	70	6	2	11	0	0	373	429.5	7,747
32	Sheldon Kinser	50	2	2	12	0	0	311	777.5	27,456
33	Lloyd Ruby	45	2	1	10	0	0	142	152.5	16,505
34	Billy Cassella	40	1	0	11	0	0	60	90.0	2,257
	Jerry Karl	40	4	1	9	0	0	340	850.0	28,320
36	Bob Harkey	14	6	2	10	0	0	289	383.5	32,234
37	Jerry Grant *	0	5	2	12	2	1	493	1,220.5	28,343
	Larry McCoy	0	5	1	18	0	0	188	461.0	24,626
	Chuck Gurney	0	3	1	15	0	0	175	180.0	4,278
	Lee Brayton	0	2	0	14	0	0	56	140.0	4,707
	Bentley Warren **	0	2	2	11	0	0	285	712.5	21,031
	Rick Muther	0	2	1	13	0	0	181	452.5	10,095
	Mel Cornett	0	1	0	16	0	0	46	46.0	1,130
	Larry Dickson	0	1	0	22	0	0	12	12.0	1,003
	Ed Finley	0	1	0	18	0	0	27	27.0	745
	Mike Hiss	0	1	0	29	0	0	39	97.5	13,865
	Benny Rapp	0	1	0	19	0	0	18	18.0	918
	Sam Sessions	0	1	0	17	0	0	155	387.5	17,218
	Frank Weiss	0	1	0	22	0	0	5	5.0	777
<b>Not Eligible For Points</b>										
	Bobby Allison		5	1	6	1	1	248	601.5	23,376
	George Follmer		1	0	8	0	0	34	85.0	944

\*Jerry Grant scored points at Ontario but competed with an FIA License

\*\*Bentley Warren scored 100 points at Pocono, but forfeited those points due to a rule violation

## WINS

1	A.J. Foyt .....	7
2	Gordon Johncock.....	1
	Johnny Rutherford .....	1
	Tom Sneva.....	1
	Bobby Unser .....	1
	Wally Dallenbach .....	1
	Mike Mosley .....	1

## POLES

1	A.J. Foyt .....	7
2	Gordon Johncock.....	3
3	Tom Sneva.....	1
	Bobby Unser .....	1
	Johnny Rutherford .....	1

## 1975 USAC Driver Index – Starts/Finishes

DRIVER	1 ONT ST/FN	2 ONT ST/FN	3 ONT ST/FN	4 PHX ST/FN	5 TREN ST/FN	6 IMS ST/FN	7 MIL ST/FN	8 POC ST/FN	9 MICH ST/FN	10 MIL ST/FN	11 MICH ST/FN	12 TREN ST/FN	13 PHX ST/FN
Bobby Allison	- -	8 6	11 32	- -	- -	13 25	- -	11 27	15 17	- -	- -	- -	- -
Mario Andretti	- -	- -	18 28	- -	- -	27 28	- -	10 25	- -	- -	- -	- -	3 3
Gary Bettenhausen	12 11	- -	26 14	9 10	- -	19 15	8 9	31 5	- DNS	- -	- -	- -	8 6
Tom Bigelow	- -	11 11	22 16	- -	- -	33 18	15 12	33 21	20 16	12 9	- -	- -	15 19
Lee Brayton	- -	13 14	27 22	- -	- -	- -	- -	- -	- -	- -	- -	- -	- -
Larry Cannon	- -	- -	- -	- -	- -	- -	- -	- -	- -	16 12	20 9	16 12	- -
Pancho Carter	4 2	- -	6 19	6 8	- -	18 4	6 6	9 24	16 4	10 14	10 8	- DNS	10 8
Jimmy Caruthers	- -	5 5	9 21	- -	- -	10 14	- -	15 8	10 7	11 6	6 4	7 7	- -
Billy Cassella	- -	- -	- -	- -	13 11	- -	- -	- -	- -	- -	- -	- -	- -
Mel Cornett	- -	- -	- -	- -	- -	- -	21 16	- -	- -	- -	- -	- -	- -
Wally Dallenbach	- -	3 1	4 10	5 6	6 5	21 9	5 4	6 2	4 19	4 4	5 16	4 5	4 12
Larry Dickson	- -	- -	- -	- -	- -	- -	- -	- -	- -	- -	- -	- -	22 22
Ed Finley	- -	- -	- -	- -	- -	- -	- -	- -	- -	20 18	- -	- -	- -
George Follmer	- -	12 8	- -	- -	- -	- -	- -	- -	- -	- -	- -	- -	- -
A.J. Foyt	1 1	- -	1 1	3 3	10 1	1 3	1 1	2 1	1 1	2 20	1 7	1 2	5 1
Tom Frantz	- -	- -	- -	19 19	- -	- -	19 11	- -	- -	19 11	18 14	17 17	24 24
Spike Gelhausen (R)	- -	- -	- -	- -	- -	- -	18 10	- -	21 10	17 15	19 19	14 10	20 14
Jerry Grant	- -	14 16	28 12	- -	- -	14 20	- -	3 14	5 18	- -	- -	- -	- -
Chuck Gurney	- -	- -	- -	15 15	12 15	- -	16 18	- -	- -	- -	- -	- -	- -
Bob Harkey	- -	- -	30 30	16 16	- -	23 10	- -	32 30	- -	- -	21 21	- -	21 15
Mike Hiss	- -	- -	- -	- -	- -	31 29	- -	- -	- -	- -	- -	- -	- -
John Hubbard	- -	- -	- -	- -	15 14	- -	20 21	- -	- -	18 10	22 10	18 16	- -
Gordon Johncock	5 5	- -	10 15	1 2	8 10	2 31	2 14	1 20	2 11	3 2	2 6	3 1	1 23
Jerry Karl	- -	10 9	21 33	- -	- -	20 13	- -	22 16	- -	- -	- -	- -	- -
Sheldon Kinser	- -	- -	- -	- -	- -	26 12	- -	23 15	- -	- -	- -	- -	- -
Steve Krisiloff	- -	4 3	7 3	7 5	9 4	29 11	12 17	19 28	12 8	5 5	- -	8 15	14 20
Lee Kunzman	10 3	- -	19 4	- -	- -	- -	- -	27 17	- -	- -	- -	- -	- -
Al Loquasto	- -	9 15	24 7	11 11	- DNS	- -	- -	20 12	18 14	- -	15 17	10 14	17 16
John Martin	9 6	- -	12 5	8 13	14 9	16 27	10 15	26 7	17 21	14 7	12 18	12 8	23 17
Roger McCluskey	8 8	- -	13 13	- -	11 7	22 5	13 8	13 4	14 12	7 19	13 5	13 6	9 18
Larry McCoy	- -	- -	33 31	- -	- -	28 30	- -	29 18	19 20	- -	16 20	- -	- -
Jim McElreath	- -	- -	32 18	- -	- DNS	- -	- -	- -	- -	- -	- -	- -	18 7
Mike Mosley	6 10	- -	15 11	13 9	2 3	5 26	9 5	7 31	11 13	6 1	- -	- -	- -
Rick Muther	- -	- -	29 27	- -	- -	- -	- -	24 13	- -	- -	- -	- -	- -
Johnny Parsons Jr.	- DNS	- -	17 25	14 12	3 12	12 19	7 20	16 26	9 15	21 21	9 13	9 9	- -
Bill Puterbaugh	- -	- -	- -	- -	- -	15 7	- -	25 9	- -	- -	- -	- -	16 9
Benny Rapp	- -	- -	- -	- -	- -	- -	22 19	- -	- -	- -	- -	- -	- -
Eldon Rasmussen	- -	15 7	25 9	- -	- -	32 24	- -	30 19	- -	15 16	17 12	- -	19 21
Lloyd Ruby	- -	- -	- -	- -	- -	6 32	- -	- -	- -	- -	- -	- -	6 10
Johnny Rutherford	- -	2 2	5 17	2 1	7 2	7 2	4 3	5 6	7 6	1 13	3 2	2 3	2 11
Billy Scott	11 4	- -	20 29	- -	- -	- -	- -	- -	- -	- -	- -	- -	- -
Sam Sessions	- -	- -	- -	- -	- -	25 17	- -	- -	- -	- -	- -	- -	- -
Dick Simon	- -	16 13	23 24	10 14	4 8	30 21	11 13	21 23	13 9	9 17	11 15	11 11	12 13
Tom Sneva	3 9	- -	14 6	4 7	1 6	4 22	- -	12 29	6 2	8 3	7 1	5 13	7 2
George Snider	- -	- -	31 20	18 18	- -	24 8	- -	18 10	22 22	- -	- -	- -	- -
Al Unser	2 7	- -	3 26	- -	- -	11 16	- -	8 32	- -	- -	- -	6 4	11 5
Bobby Unser	- -	1 10	2 2	- -	- -	3 1	3 2	4 22	3 5	- -	4 3	- -	- -
Bill Vukovich Jr.	- -	6 4	8 23	12 4	- -	8 6	14 7	14 3	8 3	13 8	8 11	- -	13 4
Salt Walther	- -	7 12	16 8	17 17	5 13	9 33	- -	17 33	- -	- -	14 22	15 18	- -
Bentley Warren	- -	- -	- -	- -	- -	17 23	- -	28 11	- -	- -	- -	- -	- -
Frank Weiss	- -	- -	- -	- -	- -	- -	17 22	- -	- -	- -	- -	- -	- -

(R) – Rookie

See page 84 for Track Key



## 1974 USAC Driver Performance Chart

Rank	Driver	Points	Starts	Running at Finish	Top Finish	Laps Led	Times Led	Laps Completed (1,889)	Miles Completed (3,301)	Earnings
1	Bobby Unser	4,870	13	12	1	433	30	1,725	3,070.5	\$277,806
2	Johnny Rutherford	3,650	13	9	1	243	17	1,613	2,684.5	382,925
3	Gordon Johncock	3,050	13	8	1	259	13	1,591	2,642.0	123,639
4	Al Unser	2,430	13	8	1	190	14	1,426	2,426.5	127,197
5	Jimmy Caruthers	2,065	13	8	2	0	0	1,324	2,362.5	95,023
6	Bill Vukovich Jr.	1,925	12	9	3	0	0	1,479	2,535.5	95,063
7	Lloyd Ruby	1,580	9	6	3	0	0	1,213	2,207.5	53,492
8	A.J. Foyt	1,510	12	8	1	302	21	1,169	1,705.0	91,153
9	Wally Dallenbach	1,445	13	6	3	257	14	1,361	2,279.5	50,752
10	Steve Krisiloff	1,130	9	4	3	10	4	800	1,504.5	47,811
11	Pancho Carter (R)	1,040	8	7	2	0	0	1,087	1,911.5	51,577
12	Mike Mosley	945	11	5	1	63	3	977	1,635.0	46,588
13	Jim McElreath	700	8	5	4	2	1	887	1,566.5	44,578
14	Mario Andretti	655	11	3	3	121	7	1,025	1,584.5	40,813
15	John Martin	600	7	6	6	0	0	883	1,898.5	38,504
16	Roger McCluskey	555	12	4	5	1	1	992	1,760.0	42,381
17	Tom Sneva	550	13	7	5	1	1	1,336	2,377.5	44,378
18	Mike Hiss	420	4	3	4	0	0	393	873.5	31,006
19	Jerry Grant *	350	5	3	3	0	0	646	1,286.5	47,048
20	Bentley Warren	340	6	3	7	0	0	624	1,310.0	17,892
21	Dick Simon	270	9	3	4	1	1	701	860.0	30,571
22	Gary Bettenhausen	260	6	2	2	6	1	415	694.0	32,486
23	Bob Harkey	250	5	1	8	0	0	394	958.0	32,160
24	Tom Bigelow	240	6	2	9	0	0	571	1,341.5	32,014
25	Eldon Rasmussen	200	3	1	9	0	0	234	564.0	10,328
26	Al Loquasto	160	6	5	11	0	0	738	1,306.5	13,838
27	Dan Murphy	150	6	2	7	0	0	255	420.5	5,972
28	Karl Busson	140	4	2	8	0	0	279	441.0	4,834
29	George Snider	130	6	1	10	0	0	330	759.5	24,264
30	Joe Leonard	120	2	1	4	0	0	186	465.0	4,616
31	Salt Walther	115	8	2	8	0	0	624	1,291.5	30,160
32	Bill Simpson	105	7	3	8	0	0	830	1,556.0	32,372
33	Jerry Karl	75	6	2	7	0	0	433	718.0	25,298
34	Larry McCoy	50	5	2	12	0	0	325	714.0	10,230
35	Mel Kenyon	25	1	0	12	0	0	80	160.0	1,762
36	Lee Brayton	20	3	1	11	0	0	208	509.0	7,325
37	John Cannon	10	4	1	12	0	0	191	477.5	6,068
38	John Hubbard	0	5	1	14	0	0	274	342.0	3,393
	Johnny Parsons Jr.	0	4	0	17	0	0	235	262.0	17,500
	Jan Opperman (R)	0	3	0	21	0	0	108	241.5	18,329
	Rick Muther	0	2	0	23	0	0	132	330.0	16,625
	Sam Sessions	0	2	1	14	0	0	108	223.5	4,524
	Larry Cannon	0	1	0	24	0	0	49	122.5	14,725
	Max Dudley	0	1	0	15	0	0	27	40.5	1,570
	Larry Rice	0	1	0	24	0	0	12	12.0	613
	Mel Cornett	0	1	0	21	0	0	10	10.0	423
	Benny Rapp	0	1	0	16	0	0	31	46.5	458
	Billy Scott	0	1	1	14	0	0	129	129.0	1,200

## Not Eligible For Points

Jim Hurtubise	2	0	24	0	0	62	155.0	19,103
Skip Barber	2	0	15	0	0	25	62.5	2,595
David Hobbs	1	1	5	0	0	196	490.0	30,684
Sam Posey	1	1	16	0	0	133	133.0	1,271
Evan Noyes	1		25	0	0	0	0.0	915

\*Jerry Grant did not obtain a USAC license until after the Ontario event, making him ineligible for points for the first two races of the year.

## WINS

1	Bobby Unser	4
	Johnny Rutherford	4
3	A.J. Foyt	2
	Gordon Johncock	2
5	Al Unser	1
	Mike Mosley	1

## POLES

1	A.J. Foyt	8
2	Johnny Rutherford	2
	Bobby Unser	2
4	Al Unser	1
	Mario Andretti	1

## 1974 USAC Driver Index – Starts/Finishes

DRIVER	1 ONT ST/FN	2 ONT ST/FN	3 ONT ST/FN	4 PHX ST/FN	5 TREN ST/FN	6 IMS ST/FN	7 MIL ST/FN	8 POC ST/FN	9 MICH ST/FN	10 MIL ST/FN	11 MICH ST/FN	12 TREN ST/FN	13 TREN ST/FN	14 PHX ST/FN
Mario Andretti	- -	3 9	14 25	7 5	1 9	5 31	11 17	8 17	3 18	12 8	5 10	- -	- -	5 3
Skip Barber	15 15	- -	29 32	- -	- -	- -	- -	- -	- -	- -	- -	- -	- -	- -
Gary Bettenhausen	- -	2 11	16 20	8 14	- -	11 32	5 2	11 31	- -	- -	- -	- -	- -	- -
Tom Bigelow	11 9	- -	22 10	- -	- -	23 12	- -	32 19	21 22	- -	- -	- -	- -	21 23
Lee Brayton	14 11	- -	- DNS	- -	- -	- -	- -	28 14	24 24	- -	20 20	- -	- -	- -
Karl Busson	- -	- -	- -	- -	- -	- -	- -	- -	- -	- -	23 8	16 12	12 13	24 21
John Cannon	- -	14 12	28 16	20 20	15 19	- -	- -	- -	- -	- -	- -	- -	- -	- -
Larry Cannon	- -	- -	- -	- -	- -	33 24	- -	- -	- -	- -	- -	- -	- -	- -
Pancho Carter (R)	- -	- -	- -	- -	- -	21 7	- -	22 15	20 9	16 12	14 2	14 9	9 6	11 9
Jimmy Caruthers	- -	7 2	4 4	13 19	4 4	12 23	13 20	10 2	7 11	9 13	6 18	9 7	7 9	9 8
Mel Cornett	- -	- -	- -	- -	- -	- -	- -	- -	- -	22 21	- -	- -	- -	- -
Wally Dallenbach	4 7	- -	10 6	10 6	7 13	2 30	4 15	3 10	13 6	3 3	16 11	4 3	3 12	6 18
Max Dudley	- -	- -	- -	- -	14 15	- -	- -	- -	- -	- -	- -	- -	- -	- -
A.J. Foyt	1 1	- -	1 30	5 3	- -	1 15	1 6	29 27	2 13	1 2	1 24	1 1	1 4	3 4
Jerry Grant	- -	5 13	17 3	- -	12 5	17 10	18 13	- -	- -	- -	- -	- -	- -	- -
Bob Harkey	- -	15 15	30 17	- -	17 14	31 8	- -	25 26	- -	- -	- -	- -	- -	- -
Mike Hiss	- -	- -	33 31	- -	- -	3 14	- -	- -	17 7	- -	12 4	- -	- -	- -
David Hobbs	- -	- -	- -	- -	- -	9 5	- -	- -	- -	- -	- -	- -	- -	- -
John Hubbard	- -	- -	- -	- -	- -	- -	20 22	- -	22 19	21 15	24 23	- -	16 14	- -
Jim Hurtubise	- -	- -	- -	- -	- -	28 25	- -	18 24	- -	- -	- -	- -	- -	- -
Gordon Johncock	3 14	- -	18 26	6 4	9 2	4 4	6 16	4 3	10 3	4 1	11 14	2 11	11 2	4 1
Jerry Karl	- -	8 7	11 29	- -	- -	19 19	19 12	24 32	- -	- -	- -	- -	- -	20 16
Mel Kenyon	- -	- -	- -	- -	- -	- -	- -	- -	- -	- -	13 12	- -	- -	- -
Steve Krisiloff	- -	6 3	5 24	- -	- -	15 22	8 11	2 4	- -	2 23	- -	6 5	5 3	7 22
Joe Leonard	- -	11 4	19 19	- -	- -	- -	- -	- -	- -	- -	- -	- -	- -	- -
Al Loquasto	- -	- -	31 18	18 12	- -	- -	- -	17 11	- -	- -	- -	18 14	14 11	17 12
John Martin	- -	12 6	21 9	- -	- -	22 11	- -	21 16	11 12	10 16	17 6	- -	- -	- -
Roger McCluskey	9 5	- -	9 8	12 16	- -	27 16	14 18	30 28	9 16	7 6	15 13	11 10	10 16	13 19
Larry McCoy	- -	- -	- -	- -	18 16	- -	- -	27 12	14 15	20 20	10 17	- -	- -	- -
Jim McElreath	8 4	- -	7 15	16 10	11 18	30 6	17 7	23 23	- -	- -	- -	- -	- -	10 10
Mike Mosley	10 6	- -	20 7	19 1	16 7	6 29	12 10	9 21	8 8	13 18	8 15	7 17	- -	- -
Dan Murphy	- -	- -	- -	- -	- -	- -	22 19	- -	23 23	23 22	19 7	15 13	13 15	- -
Rick Muther	- -	- -	27 23	- -	- -	24 27	- -	- -	- -	- -	- -	- -	- -	- -
Evan Noyes	- -	- -	- -	- -	- -	- -	- -	- -	- -	- -	- -	- -	- -	25 25
Jan Opperman (R)	- -	- -	- -	- -	- -	32 21	23 23	14 33	- -	- -	- -	- -	- -	- -
Johnny Parsons Jr.	- -	- -	32 33	- -	- -	29 26	- -	- -	- -	18 17	- -	- -	- -	19 17
Sam Posey	- -	- -	- -	- -	- -	- -	- -	- -	- -	- -	- -	- -	- -	23 13
Benny Rapp	- -	- -	- -	- -	- -	- -	- -	- -	- -	- -	- -	17 16	- -	- -
Eldon Rasmussen	- -	- -	- -	- -	- -	- -	- -	33 9	19 20	- -	18 22	- -	- -	- -
Larry Rice	- -	- -	- -	- -	- -	- -	21 24	- -	- -	- -	- -	- -	- -	- -
Lloyd Ruby	7 3	- -	6 5	4 9	6 8	18 9	7 9	12 6	- -	14 7	9 21	- -	- -	- -
Johnny Rutherford	- -	1 1	2 27	2 7	8 6	25 1	2 1	5 1	4 4	5 5	2 9	5 4	4 7	1 7
Billy Scott	- -	- -	- -	- -	- -	- -	- -	- -	- -	- -	- -	- -	- -	22 14
Sam Sessions	- -	- -	- -	- -	- -	- -	- -	20 30	18 14	- -	- -	- -	- -	- -
Dick Simon	5 8	- -	12 28	14 13	- -	10 33	16 4	13 29	15 21	17 11	- -	- -	- -	16 15
Bill Simpson	- -	13 14	26 14	- -	- -	20 13	24 8	16 18	- -	19 19	- -	- -	- -	18 11
Tom Sneva	12 13	- -	25 12	11 15	2 11	8 20	10 14	7 13	6 10	11 14	4 5	10 8	8 8	12 24
George Snider	- -	10 10	23 11	9 17	- -	13 28	- -	31 25	- -	- -	22 16	- -	- -	- -
Al Unser	- -	4 5	8 2	1 18	3 10	26 18	9 5	6 22	5 2	8 9	3 1	13 6	6 5	8 5
Bobby Unser	2 2	- -	3 1	3 2	5 1	7 2	3 21	1 5	1 1	6 4	7 3	3 2	2 1	2 2
Bill Vukovich Jr.	6 10	- -	15 21	15 8	10 3	16 3	15 3	19 8	16 5	15 10	21 19	8 18	- -	15 6
Salt Walther	- -	9 8	13 22	- -	19 12	14 17	- -	26 20	- -	- -	- -	12 15	15 10	14 20
Bentley Warren	13 12	- -	24 13	17 11	13 17	- -	- -	15 7	12 17	- -	- -	- -	- -	- -

(R) – Rookie

See page 84 for Track Key

## 1973 USAC Driver Performance Chart

Rank	Driver	Points	Starts	Running at Finish	Top Finish	Laps Led	Times Led	Laps Completed (1,873)	Miles Completed (3,385.50)	Earnings
1	Roger McCluskey	3,075	14	13	1	174	14	1,691	3,006.0	\$187,433
2	Wally Dallenbach	2,620	11	8	1	157	15	1,149	1,889.0	162,478
3	Johnny Rutherford	2,595	13	10	1	146	12	1,272	2,364.5	109,904
4	Bill Vukovich Jr.	2,440	15	9	1	101	10	1,244	2,098.0	141,758
5	Mario Andretti	2,400	15	9	1	124	11	1,406	2,468.5	107,205
6	Mike Mosley	2,345	14	10	2	57	3	1,355	2,602.0	93,334
7	Gordon Johncock	2,240	14	7	1	321	20	1,145	1,983.0	282,124
8	Gary Bettenhausen	2,093	15	9	1	67	9	1,190	2,062.0	100,037
9	Lloyd Ruby	1,610	11	9	3	0	0	887	1,697.0	66,002
10	A.J. Foyt	1,580	12	6	1	85	12	1,192	2,480.0	134,253
11	Lee Kunzman	1,260	13	11	3	17	4	1,333	2,406.5	59,576
12	Bobby Unser	1,108	13	4	1	424	25	1,035	2,038.5	92,029
13	Al Unser	1,080	14	5	1	60	5	940	1,743.5	62,348
14	Mike Hiss	1,050	14	8	3	0	0	1,173	2,060.5	48,297
15	Joe Leonard	1,018	15	11	5	0	0	1,454	2,464.5	52,694
16	Mel Kenyon	940	9	7	4	0	0	979	1,829.5	52,982
17	John Martin	870	6	4	5	0	0	581	1,205.5	42,991
18	Steve Krisloff	845	13	8	6	62	1	1,116	2,146.5	51,794
19	Jim McElreath	650	8	4	4	16	2	909	1,479.0	34,901
20	Dick Simon	440	13	4	6	1	1	1,069	1,902.0	41,437
21	Jimmy Caruthers	408	13	6	4	24	2	1,188	2,010.5	39,340
22	Johnny Parsons Jr.	390	10	7	5	0	0	718	1,245.5	18,458
23	Bentley Warren	375	8	4	7	1	1	762	1,241.0	12,235
24	Swede Savage	330	4	2	4	12	1	346	621.0	24,986
25	Tom Bigelow	160	5	4	7	0	0	464	926.5	13,667
26	Lee Brayton	133	9	7	10	0	0	792	1,229.0	11,171
27	Sam Sessions	120	5	2	9	0	0	395	840.0	26,265
28	John Hubbard	73	4	3	10	0	0	353	464.0	3,714
29	John Mahler	50	2	1	8	1	1	71	177.5	3,824
30	Jerry Karl	40	6	1	11	0	0	355	595.0	27,731
31	Tom Sneva (R)	30	7	4	10	0	0	603	915.0	9,330
32	George Snider	29	4	0	12	0	0	403	799.0	30,348
33	Larry Cannon	25	4	3	11	0	0	289	521.5	3,599
34	Jigger Sirois	20	3	2	12	0	0	227	273.0	2,490
35	Larry McCoy	0	8	1	14	0	0	399	568.0	7,155
	Al Loquasto	0	4	2	16	0	0	266	442.0	3,043
	Rick Muther	0	3	0	18	0	0	130	305.5	7,905
	Salt Walther	0	3	0	16	0	0	87	167.5	15,433
	Bob Harkey	0	3	2	13	0	0	282	502.5	21,627
	Dee Jones	0	3	0	17	0	0	69	136.0	2,306
	Crocket Peterson	0	3	0	18	0	0	58	80.5	1,435
	Bill Simpson	0	2	0	14	0	0	0	0.0	1,687
	Jim Hurtubise	0	1	0	23	0	0	73	182.5	5,265
	Larry Dickson	0	1	0	24	0	0	14	28.0	1,271
	Art Pollard	0	1	0	19	0	0	32	64.0	1,271
	Joe Tetz	0	1	0	20	0	0	3	4.5	394
	Eldon Rasmussen	0	1	1	13	0	0	80	160.0	1,645

## Not Eligible For Points

Sam Posey	3	1	6	0	0	398	995.0	15,786
Peter Revson	3	0	21	15	1	121	302.5	27,624
Mark Donohue	3	0	15	8	1	218	545.0	27,526
David Hobbs	3	2	11	0	0	149	372.5	24,793
Jerry Grant	2	0	19	0	0	78	195.0	18,119
John Cannon	2	1	10	0	0	52	130.0	3,210
Graham McRae	1	0	16	0	0	91	227.5	18,564
Bobby Allison	1	0	32	0	0	1	2.5	13,721

(R) – Rookie

## WINS

1	Gordon Johncock	3
	Wally Dallenbach	3
3	A.J. Foyt	2
	Johnny Rutherford	2
5	Mario Andretti	1
	Gary Bettenhausen	1
	Roger McCluskey	1
	Al Unser	1
	Bobby Unser	1
	Bill Vukovich Jr.	1

## POLES

1	Gordon Johncock	5
2	Bobby Unser	3
3	Johnny Rutherford	2
	Peter Revson	2
5	Mario Andretti	1
	Gary Bettenhausen	1

## 1973 USAC Driver Index (RACES 1-12 of 16) – Starts/Finishes

DRIVER	1 TEX ST/FN	2 TREN ST/FN	3 TREN ST/FN	4 IMS ST/FN	5 MIL ST/FN	6 POC ST/FN	7 MICH ST/FN	8 MIL ST/FN	9 ONT ST/FN	10 ONT ST/FN	11 ONT ST/FN	12 MICH ST/FN
Bobby Allison	- -	- -	- -	12 32	- -	- -	- -	- -	- -	- -	- -	- -
Mario Andretti	3 25	8 4	4 1	6 30	11 8	3 7	7 5	9 19	- -	2 12	15 2	8 5
Gary Bettenhausen	2 2	9 6	6 17	5 5	3 3	11 27	16 24	7 20	- -	3 2	6 19	13 2
Tom Bigelow	- -	- -	- -	- -	19 14	27 32	26 15	- -	11 7	- -	28 11	- -
Lee Brayton	18 10	24 17	15 12	- -	20 15	- -	- -	- -	- -	- -	- -	17 15
John Cannon	- -	- -	- -	- -	- -	- -	- -	- -	13 10	- -	32 30	- -
Larry Cannon	- -	- -	- -	- -	- -	- -	- -	- -	- -	- -	- -	21 17
Jimmy Caruthers	16 21	16 16	- -	9 21	17 12	9 16	12 19	16 8	6 4	- -	20 15	23 8
Wally Dallenbach	- -	- -	- -	20 24	5 4	10 29	6 6	1 1	5 1	- -	5 1	10 23
Larry Dickson	20 24	- -	- -	- -	- -	- -	- -	- -	- -	- -	- -	- -
Mark Donohue	- -	- -	- -	3 15	- -	23 17	- -	- -	- -	- -	17 29	- -
A.J. Foyt	7 11	2 1	1 11	23 25	- -	14 1	5 13	5 25	- -	- -	26 10	22 13
Jerry Grant	- -	- -	- -	18 19	- -	- -	- -	- -	- -	- -	2 33	- -
Bob Harkey	- -	- -	- -	31 29	- -	30 15	- -	- -	- -	- -	- -	- -
Mike Hiss	26 22	19 14	14 13	26 17	10 10	12 6	17 25	13 5	9 3	- -	19 27	16 9
David Hobbs	- -	- -	- -	22 11	- -	17 31	- -	- -	- -	12 13	- -	- -
John Hubbard	- -	- -	- -	- -	23 19	- -	- -	21 10	- -	- -	- -	20 14
Jim Hurtubise	- -	- -	- -	- -	- -	32 23	- -	- -	- -	- -	- -	- -
Gordon Johncock	5 23	1 2	2 21	11 1	4 18	22 14	2 9	3 17	1 5	- -	3 32	1 16
Dee Jones	23 17	20 24	20 19	- -	- -	- -	- -	- -	- -	- -	- -	- -
Jerry Karl	- -	- -	- -	28 26	22 23	29 26	- -	22 11	- -	- -	27 18	- -
Mel Kenyon	21 12	18 12	12 10	19 4	- -	33 18	13 8	17 9	- -	- -	25 16	- -
Steve Krisiloff	- DNS	12 18	- -	7 6	7 16	6 22	15 18	2 21	- -	8 6	11 12	11 7
Lee Kunzman	12 8	17 11	11 9	25 7	6 6	18 20	14 12	- -	- -	5 3	8 13	7 20
Joe Leonard	8 5	13 13	13 5	29 18	15 7	15 8	8 23	14 7	2 9	- -	12 21	9 12
Al Loquasto	- -	- -	- -	- -	- -	- -	23 16	23 24	- -	- -	- -	18 19
John Mahler	- -	- -	- -	- -	- -	- -	- -	- -	12 8	- -	30 26	- -
John Martin	- -	- -	- -	24 8	18 13	31 28	21 7	- -	10 13	- -	23 5	- -
Roger McCluskey	10 7	14 8	8 6	14 3	2 2	16 2	4 1	11 6	4 2	- -	7 4	3 4
Larry McCoy	22 14	22 20	17 14	- -	- -	- -	24 26	26 15	- -	- -	- -	19 22
Jim McElreath	- -	- -	- -	33 23	13 11	25 11	- -	10 4	8 6	- -	21 20	- -
Graham McRae	- -	- -	- -	13 16	- -	- -	- -	- -	- -	- -	- -	- -
Mike Mosley	9 3	10 9	9 8	21 10	16 24	8 4	18 10	6 2	- -	6 5	10 3	4 18
Rick Muther	24 18	- -	- -	- -	- -	26 19	- -	- -	- -	- -	- -	- -
Johnny Parsons Jr.	- -	- -	- -	- -	- -	21 30	25 14	15 13	- -	10 9	31 25	15 11
Crockett Peterson	- -	23 23	19 18	- -	21 20	- -	- -	- -	- -	- -	- -	- -
Art Pollard	11 19	- -	- -	- -	- -	- -	- -	- -	- -	- -	- -	- -
Sam Posey	- -	- -	- -	- -	- -	24 9	- -	- -	3 11	- -	13 6	- -
Eldon Rasmussen	- -	- -	- -	- -	- -	- -	- -	- -	- -	- -	- -	- -
Peter Revson	- -	- -	- -	10 31	- -	1 21	- -	- -	- -	- -	1 23	- -
Lloyd Ruby	- -	- -	- -	15 27	24 21	4 3	11 4	- -	- -	11 8	29 28	12 6
Johnny Rutherford	6 4	5 15	- -	1 9	8 5	7 5	3 2	4 18	- -	1 1	4 31	2 3
Swede Savage	25 13	6 5	5 4	4 22	- -	- -	- -	- -	- -	- -	- -	- -
Sam Sessions	19 9	- -	- -	32 28	- -	20 13	19 11	24 23	- -	- -	- -	- -
Dick Simon	14 6	15 10	10 7	27 14	14 17	28 12	20 17	8 22	- -	7 11	14 22	14 DNS
Bill Simpson	- -	- -	- -	- -	- -	- -	- -	- -	- -	13 14	- -	- -
Jigger Sirois	- -	- -	- -	- -	- -	- -	- -	25 12	- -	- -	- -	20 DNS
Tom Sneva (R)	17 26	- -	- -	- -	- -	- -	22 21	20 14	- -	14 10	33 17	- -
George Snider	- -	- -	- -	30 12	- -	19 25	- -	- -	- -	- -	18 14	- -
Joe Tetz	- -	- -	21 20	- -	- -	- -	- -	- -	- -	- -	- -	- -
Al Unser	4 1	7 7	7 3	8 20	12 9	2 33	9 22	18 26	- -	4 4	9 9	6 21
Bobby Unser	1 20	3 19	16 15	2 13	1 1	5 10	1 20	- -	- -	- -	24 7	5 10
Bill Vukovich Jr.	13 15	4 3	3 2	16 2	9 22	13 24	10 3	12 3	7 12	- -	16 24	14 1
Salt Walther	15 16	11 22	- -	17 33	- -	- -	- -	- -	- -	- -	- -	- -
Bentley Warren	- -	21 21	18 16	- -	- -	- -	- -	19 16	- -	9 7	22 8	- -

(R) – Rookie

See page 84 for Track Key

▼ RACES 13-16 CONTINUED ON NEXT PAGE ▼

**1973 USAC Driver Index (RACES 13-16 of 16) – Starts/Finishes** *(continued)*

DRIVER	13		14		15		16	
	MICH	ST/FN	TREN	ST/FN	TEX	ST/FN	PHX	ST/FN
Bobby Allison	-	-	-	-	-	-	-	-
Mario Andretti	3	2	5	7	1	17	17	7
Gary Bettenhausen	1	8	7	24	14	1	4	6
Tom Bigelow	-	-	-	-	-	-	-	-
Lee Brayton	14	10	22	16	26	12	13	17
John Cannon	-	-	-	-	-	-	-	-
Larry Cannon	15	11	24	17	20	14	-	-
Jimmy Caruthers	7	9	15	22	-	-	10	9
Wally Dallenbach	-	-	4	3	9	6	3	2
Larry Dickson	-	-	-	-	-	-	-	-
Mark Donohue	-	-	-	-	-	-	-	-
A.J. Foyt	12	14	6	20	6	10	-	-
Jerry Grant	-	-	-	-	-	-	-	-
Bob Harkey	-	-	-	-	-	-	22	13
Mike Hiss	8	3	21	21	15	11	-	-
David Hobbs	-	-	-	-	-	-	-	-
John Hubbard	13	12	-	-	-	-	-	-
Jim Hurtubise	-	-	-	-	-	-	-	-
Gordon Johncock	-	-	1	1	4	7	1	1
Dee Jones	-	-	-	-	-	-	-	-
Jerry Karl	-	-	-	-	-	-	23	23
Mel Kenyon	-	-	-	-	18	9	-	-
Steve Krisiloff	6	6	16	11	8	8	9	21
Lee Kunzman	-	-	11	10	2	3	14	5
Joe Leonard	11	7	13	9	13	19	11	15
Al Loquasto	-	-	26	18	-	-	-	-
John Mahler	-	-	-	-	-	-	-	-
John Martin	-	-	-	-	-	-	-	-
Roger McCluskey	-	-	9	13	7	18	8	4
Larry McCoy	-	-	25	26	22	24	-	-
Jim McElreath	-	-	10	5	-	-	18	16
Graham McRae	-	-	-	-	-	-	-	-
Mike Mosley	-	-	17	14	11	23	16	20
Rick Muther	-	-	-	-	23	25	-	-
Johnny Parsons Jr.	10	5	18	15	17	5	20	22
Crockett Peterson	-	-	-	-	-	-	-	-
Art Pollard	-	-	-	-	-	-	-	-
Sam Posey	-	-	-	-	-	-	-	-
Eldon Rasmussen	-	-	-	-	19	13	-	-
Peter Revson	-	-	-	-	-	-	-	-
Lloyd Ruby	4	4	12	8	5	4	6	11
Johnny Rutherford	2	1	3	4	3	2	-	-
Swede Savage	-	-	-	-	-	-	-	-
Sam Sessions	-	-	-	-	-	-	-	-
Dick Simon	-	-	14	23	12	21	5	8
Bill Simpson	-	-	-	-	21	26	-	-
Jigger Sirois	16	13	-	-	-	-	-	-
Tom Sneva (R)	-	-	23	19	-	-	19	14
George Snider	-	-	-	-	-	-	12	12
Joe Tetz	-	-	-	-	-	-	-	-
Al Unser	-	-	20	25	10	16	15	19
Bobby Unser	9	16	2	2	24	15	2	18
Bill Vukovich Jr.	5	15	8	6	16	20	7	3
Salt Walther	-	-	-	-	-	-	-	-
Bentley Warren	-	-	19	12	25	22	21	10

▲ RACES 1-12 SHOWN ON PREVIOUS PAGE ▲

(R) – Rookie

See page 84 for Track Key

## 1972 USAC Driver Performance Chart

Rank	Driver	Points	Starts	Running at Finish	Top Finish	Laps Led	Times Led	Laps Completed (1,684)	Miles Completed (2,851.00)	Earnings
1	Joe Leonard	3,460	9	8	1	173	7	1,490	2,598.0	\$208,738
2	Bill Vukovich Jr.	2,200	10	6	2	24	2	1,223	2,095.0	102,795
3	Roger McCluskey	1,970	10	7	1	52	2	1,309	2,206.0	177,783
4	Al Unser	1,800	10	4	2	11	2	973	1,688.5	141,725
5	Mark Donohue	1,720	6	3	1	52	4	725	1,129.5	244,748
6	Mike Hiss (R)	1,665	8	7	2	0	0	1,173	2,208.5	120,537
7	Johnny Rutherford	1,620	9	4	2	2	2	1,179	1,979.5	84,209
8	Bobby Unser	1,500	9	4	1	520	16	905	1,344.5	102,197
9	Sam Sessions	1,440	4	3	4	0	0	612	1,481.0	76,335
10	Mike Mosley	1,250	6	3	2	93	6	797	1,297.0	57,065
11	Mario Andretti	1,135	10	4	2	294	10	1,070	1,801.5	63,619
12	Gary Bettenhausen	790	6	3	1	263	5	698	1,159.5	71,852
13	Wally Dallenbach	720	8	5	2	0	0	992	1,882.0	51,424
14	Salt Walther	690	5	3	6	0	0	487	1,112.5	43,332
15	Lee Kunzman	670	9	3	4	0	0	967	1,694.5	44,173
16	George Snider	517	9	6	6	0	0	1,025	1,890.5	52,265
17	Lloyd Ruby	490	7	2	6	0	0	662	1,279.5	47,916
18	Mel Kenyon	460	10	4	3	24	2	1,034	1,731.5	44,987
19	Art Pollard	450	4	3	7	0	0	633	1,018.5	19,533
20	Jimmy Caruthers	415	5	2	9	0	0	683	1,483.5	42,833
21	Gordon Johncock	360	7	2	3	132	9	657	1,373.5	48,097
22	Rick Muther	250	6	2	5	0	0	574	1,072.0	20,067
23	Jim Malloy	200	2	1	5	0	0	238	301.5	4,250
	Dick Simon	200	9	2	7	0	0	1,011	1,676.0	38,027
	Swede Savage	200	10	1	6	0	0	759	1,152.0	37,716
	Bill Simpson	200	6	2	9	0	0	384	792.0	21,742
27	Johnny Parsons Jr.	160	3	1	6	0	0	407	606.0	11,191
28	Cale Yarborough	150	1	1	10	0	0	193	482.5	22,133
29	John Mahler	130	6	2	8	0	0	528	986.0	33,814
30	Jerry Grant	125	5	1	8	17	3	466	774.5	38,479
31	Tom Bigelow	120	3	2	7	0	0	378	497.5	5,806
	Steve Krisiloff	120	8	3	11	0	0	725	1,321.5	36,911
33	John Hubbard	100	1	1	8	0	0	149	149.0	2,012
34	Al Loquasto	80	1	1	9	0	0	108	162.0	3,951
35	A.J. Foyt	75	5	1	8	27	1	310	461.0	28,895
36	Lee Brayton	60	2	1	10	0	0	131	222.0	4,444
	Bentley Warren	60	5	1	10	0	0	401	529.0	10,198
38	Jim McElreath	45	1	1	10	0	0	146	146.0	4,612
39	George Eaton	30	1	1	11	0	0	136	136.0	1,440
40	Jim Hurtubise	15	4	0	12	0	0	234	390.0	20,606
41	Greg Weld	6	2	1	12	0	0	123	124.5	5,197
	John Martin	0	6	1	13	0	0	532	935.5	32,007
	Carl Williams	0	4	1	14	0	0	362	698.0	28,203
	Denny Zimmerman	0	3	0	19	0	0	210	525.0	28,507
	Larry McCoy	0	3	0	19	0	0	80	129.0	3,254
	Joe Tetz	0	2	0	15	0	0	49	70.5	2,642
	Jerry Karl	0	2	0	28	0	0	65	162.5	10,003
	Bob Harkey	0	1	0	29	0	0	13	32.5	3,677
	Gig Stephens	0	1	0	23	0	0	1	1.5	1,381
	Arnie Knepper	0	1	0	25	0	0	15	22.5	938
	Dee Jones	0	1	0	13	0	0	88	88.0	1,476
	Merle Bettenhausen	0	1	0	25	0	0	3	6.0	1,007

## Not Eligible For Points

Sam Posey	3	2	5	0	0	519	1,297.5	57,895
Peter Revson	3	0	23	0	0	111	277.5	28,331

(R) – Rookie

## WINS

1	Bobby Unser	4
2	Joe Leonard	3
3	Mark Donohue	1
	Gary Bettenhausen	1
	Roger McCluskey	1

## POLES

1	Bobby Unser	7
2	Mario Andretti	1
	Mark Donohue	1
	Jerry Grant	1

## 1972 USAC Driver Index – Starts/Finishes

DRIVER	1 PHX ST/FN	2 TREN ST/FN	3 IMS ST/FN	4 MIL ST/FN	5 MICH ST/FN	6 POC ST/FN	7 MIL ST/FN	8 ONT ST/FN	9 TREN ST/FN	10 PHX ST/FN
Mario Andretti	4 2	4 22	5 8	8 8	6 12	3 7	1 11	5 27	2 28	2 3
Gary Bettenhausen	8 4	5 1	4 14	5 3	3 24	5 19	- -	- -	- -	- -
Merle Bettenhausen	- -	- -	- -	- -	18 25	- -	- -	- -	- -	- -
Tom Bigelow	- -	- -	- -	- -	21 21	- -	20 7	- -	26 13	- -
Lee Brayton	- -	- -	- -	- -	23 10	- -	21 17	- -	- -	- -
Jimmy Caruthers	- -	- -	31 9	17 12	16 22	18 10	- -	7 12	- -	- -
Wally Dallenbach	17 9	11 6	33 15	- -	7 2	15 14	- -	32 21	13 7	19 24
Mark Donohue	7 17	12 19	3 1	4 2	- -	- -	- -	- -	6 2	1 16
George Eaton	24 11	- -	- -	- -	- -	- -	- -	- -	- -	- -
A.J. Foyt	11 8	- -	17 25	- -	- -	- -	- -	6 30	7 22	11 21
Jerry Grant	- -	- -	15 12	2 20	- -	- -	- -	1 33	18 21	10 8
Bob Harkey	- -	- -	- -	- -	- -	23 29	- -	- -	- -	- -
Mike Hiss (R)	15 10	15 7	25 7	20 13	19 26	16 6	- -	20 2	19 14	- -
John Hubbard	- -	- -	- -	- -	- -	- -	25 8	- -	- -	- -
Jim Hurtubise	20 12	20 21	13 23	- -	26 23	- -	- -	- -	- -	- -
Gordon Johncock	- -	10 3	26 20	- -	2 9	2 22	7 22	3 13	8 20	- -
Dee Jones	- -	- -	- -	- -	- -	- -	24 13	- -	- -	- -
Jerry Karl	- -	- -	- -	- -	- -	24 28	- -	25 29	- -	- -
Mel Kenyon	23 23	16 10	12 18	23 15	9 3	25 13	16 16	26 28	21 11	22 9
Arnie Knepper	- -	- -	- -	- -	- -	- -	- -	- -	23 25	- -
Steve Krisloff	- -	18 12	10 21	- -	10 18	7 32	5 14	14 11	9 15	5 18
Lee Kunzman	22 22	- -	30 17	16 18	13 5	17 9	12 4	21 26	17 12	20 23
Joe Leonard	9 5	6 4	6 3	9 5	11 1	6 1	2 1	9 15	4 3	- -
Al Loquasto	- -	19 9	- -	- -	- -	- -	- -	- -	- -	- -
John Mahler	- -	17 8	29 22	24 11	- -	10 27	22 25	15 18	- -	- -
Jim Malloy	14 15	8 5	- -	- -	- -	- -	- -	- -	- -	- -
John Martin	- -	- -	14 16	15 17	- -	19 17	15 20	28 32	- -	21 13
Roger McCluskey	6 7	9 2	20 24	11 7	24 8	9 11	4 19	8 1	14 8	18 6
Larry McCoy	- -	- -	- -	- -	25 19	- -	18 21	- -	28 24	- -
Jim McElreath	- -	- -	- -	22 10	- -	- -	- -	- -	- -	- -
Mike Mosley	10 3	2 13	16 26	- -	- -	- -	- -	10 5	11 5	8 2
Rick Muther	- -	- -	- -	14 24	17 20	11 12	11 5	30 16	- -	15 22
Johnny Parsons Jr.	- -	- -	- -	- -	- -	- -	19 6	33 22	25 17	- -
Art Pollard	21 14	- -	- DNS	- -	- -	- -	- -	31 7	16 9	9 11
Sam Posey	- -	- -	7 5	- -	- -	14 5	- -	12 19	- -	- -
Peter Revson	- -	- -	2 31	- -	- -	26 31	- -	2 23	- -	- -
Lloyd Ruby	16 21	- -	11 6	12 22	- DNS	8 26	- -	16 17	12 18	6 7
Johnny Rutherford	3 13	- -	8 27	10 21	14 16	13 2	9 3	24 10	15 6	7 5
Swede Savage	12 19	13 16	9 32	6 6	4 17	27 23	6 9	19 20	10 19	16 19
Sam Sessions	- -	- -	24 4	- -	15 4	20 15	- -	11 4	- -	- -
Dick Simon	19 18	14 14	23 13	18 9	12 7	22 16	13 12	- -	22 16	13 14
Bill Simpson	18 24	- -	- -	- -	20 13	21 24	17 24	29 9	- -	17 17
George Snider	13 16	- -	21 11	7 23	22 6	29 21	10 18	22 8	20 10	14 10
Gig Stephens	- -	21 23	- -	- -	- -	- -	- -	- -	- -	- -
Joe Tetz	- -	23 15	- -	- -	- -	- -	23 23	- -	- -	- -
Al Unser	2 6	7 20	19 2	13 19	8 15	4 3	3 15	4 31	3 23	4 4
Bobby Unser	1 1	1 17	1 30	1 1	1 14	1 20	- -	23 24	1 1	3 1
Bill Vukovich Jr.	5 20	3 18	18 28	3 4	5 11	28 4	8 2	13 3	5 4	12 15
Salt Walther	- -	22 11	27 33	- -	- DNS	12 8	- -	18 6	27 27	- -
Bentley Warren	- -	- -	- -	19 14	- -	30 18	14 10	- -	24 26	24 20
Greg Weld	- -	- -	- -	- -	- -	33 33	- -	- -	- -	23 12
Carl Williams	- -	- -	22 29	21 16	- -	32 30	- -	27 14	- -	- -
Cale Yarborough	- -	- -	32 10	- -	- -	- -	- -	- -	- -	- -
Denny Zimmerman	- -	- -	28 19	- -	- -	31 25	- -	17 25	- -	- -

(R) – Rookie

See page 84 for Track Key

## 1971 USAC Driver Performance Chart

Rank	Driver	Points	Starts	Running at Finish	Top Finish	Laps Led	Times Led	Laps Completed (1,790)	Miles Completed (3,155.644)	Earnings
1	Joe Leonard	3,015	11	8	1	165	12	1,319	2,438.770	\$273,810
2	A.J. Foyt	2,320	9	5	1	157	7	1,265	2,249.500	148,023
3	Bill Vukovich Jr.	2,250	9	7	2	5	2	1,307	2,363.000	101,627
4	Al Unser	2,200	12	5	1	388	19	1,117	2,006.644	334,055
5	Lloyd Ruby	1,830	12	7	2	31	6	1,388	2,563.644	98,505
6	Bobby Unser	1,805	12	5	1	601	17	1,437	2,348.622	103,223
7	Gary Bettenhausen	1,800	12	7	3	0	0	1,294	2,428.148	101,715
8	Mark Donohue	1,760	8	4	1	302	11	913	1,710.000	169,267
9	Mario Andretti	1,370	10	5	2	34	2	1,046	1,550.000	63,243
10	Wally Dallenbach	1,220	10	8	2	0	0	1,356	2,097.500	58,727
11	Art Pollard	1,170	10	5	2	0	0	1,132	1,919.000	108,882
12	Peter Revson	1,100	3	2	2	0	0	482	1,205.000	127,026
13	Roger McCluskey	1,050	12	5	2	6	1	917	1,729.270	58,860
14	Jim Malloy	1,030	7	4	4	0	0	745	1,633.554	65,606
15	Steve Krisloff	990	8	3	5	0	0	839	1,678.000	56,411
16	Cale Yarborough	710	10	7	5	0	0	1,171	2,095.148	46,490
17	Mike Mosley	655	6	3	1	101	3	534	953.814	41,527
18	Swede Savage	590	6	3	3	0	0	576	1,094.270	21,846
19	Johnny Rutherford	570	10	5	6	0	0	776	1,596.168	45,029
20	Dick Simon	405	11	8	6	0	0	1,128	2,027.274	46,780
21	Jim McElreath	370	4	2	6	0	0	399	775.500	23,564
22	Bud Tinglestad	300	3	1	7	0	0	469	1,172.500	43,038
23	Lee Roy Yarbrough	280	1	1	3	0	0	130	195.000	5,092
24	George Eaton	270	4	3	9	0	0	591	940.000	16,388
25	Greg Weld	260	6	3	8	0	0	719	1,135.000	20,188
26	Denny Zimmerman	250	9	3	8	0	0	729	1,516.196	47,452
27	Gordon Johncock	225	10	4	8	0	0	655	1,141.648	35,707
28	Sam Sessions	220	4	1	7	0	0	516	861.000	24,412
29	George Snider	200	9	3	5	0	0	623	807.500	33,092
	John Mahler	200	5	3	9	0	0	378	965.782	21,978
31	Larry Dickson	160	4	2	6	0	0	431	821.000	27,466
32	Bentley Warren	120	7	3	8	0	0	508	872.940	26,273
33	Bruce Walkup	100	2	1	8	0	0	153	257.500	9,043
	Karl Busson	100	2	1	8	0	0	111	201.000	3,133
	John Martin	100	3	2	9	0	0	368	456.000	4,967
36	Al Loquasto	80	1	1	9	0	0	118	177.000	2,457
37	Ludwig Heimrath	60	3	2	10	0	0	168	323.448	3,489
	Jerry Karl	60	3	1	11	0	0	218	351.000	4,803
39	Carl Williams	40	4	1	11	0	0	260	290.000	10,041
40	Salt Walther (R)	30	3	2	11	0	0	128	341.652	2,382
	Mel Kenyon	30	3	1	12	0	0	257	454.400	23,571
42	Dee Jones	15	3	1	12	0	0	190	289.322	2,572
	Jimmy Caruthers (R)	15	3	2	12	0	0	443	900.500	16,770
	Bill Simpson	15	7	2	12	0	0	366	722.530	11,952
45	Don Brown	0	5	3	14	0	0	398	705.656	5,544
	Rick Muther	0	4	0	21	0	0	137	354.452	18,055
	Bob Harkey	0	3	1	14	0	0	255	429.000	21,380
	Arnie Knepper	0	3	0	20	0	0	109	140.500	2,816
	Bill Puterbaugh	0	3	2	13	0	0	465	786.500	8,921
	Dave Strickland	0	2	2	15	0	0	93	267.282	1,287
	Max Dudley	0	2	2	17	0	0	90	258.660	1,211
	Tom Bigelow	0	2	1	21	0	0	64	183.936	1,126
	Larry Cannon	0	2	0	23	0	0	23	66.102	1,074
	George Follmer	0	1	0	15	0	0	147	367.500	18,281
	Jerry Grant	0	1	1	13	0	0	133	133.000	1,499
	Eldon Rasmussen	0	1	0	18	0	0	134	201.000	1,299
	Tom Sneva (R)	0	1	0	21	0	0	91	136.500	1,176

## Not Eligible For Points

Donnie Allison	4	1	6	0	0	372	838.500	43,318
Carlos Pairetti	2	2	9	0	0	101	290.274	1,900
Denis Hulme	1	0	17	0	0	137	342.500	17,887
David Hobbs	1	0	20	0	0	107	267.500	16,009
Jim Hurtubise	1	0	30	0	0	35	87.500	4,536

(R) – Rookie

## WINS

1	Al Unser	5
2	Bobby Unser	2
	Mark Donohue	2
4	A.J. Foyt	1
	Joe Leonard	1
	Mike Mosley	1

## POLES

1	Bobby Unser	7
2	Mark Donohue	2
3	Peter Revson	1
	Lloyd Ruby	1
	Al Unser	1



## 1971 USAC Driver Index – Starts/Finishes

DRIVER	1 ARG ST/FN	2 ARG ST/FN	3 PHX ST/FN	4 TREN ST/FN	5 IMS ST/FN	6 MIL ST/FN	7 POC ST/FN	8 MICH ST/FN	9 MIL ST/FN	10 ONT ST/FN	11 TREN ST/FN	12 PHX ST/FN
Donnie Allison	-	-	-	-	20 6	22 17	15 28	-	-	29 24	-	-
Mario Andretti	-	-	8 9	3 18	9 30	7 11	5 4	3 12	5 19	8 33	13 2	9 4
Gary Bettenhausen	9 11	11 7	4 20	5 16	13 10	8 16	13 6	5 22	10 3	27 3	6 24	10 5
Tom Bigelow	21 21	21 22	-	-	-	-	-	-	-	-	-	-
Don Brown	19 18	18 14	-	22 14	-	-	-	-	22 21	-	28 15	-
Karl Busson	-	-	-	-	-	-	-	25 8	19 23	-	-	-
Larry Cannon	24 23	23 26	-	-	-	-	-	-	-	-	-	-
Jimmy Caruthers (R)	-	-	-	-	-	20 12	20 13	-	-	16 19	-	-
Wally Dallenbach	-	-	12 7	13 2	23 24	14 4	19 15	12 4	7 4	17 23	12 9	22 11
Larry Dickson	-	-	-	-	26 28	-	-	20 6	12 15	26 13	-	-
Mark Donohue	-	-	9 6	7 19	2 25	-	1 1	2 1	-	1 18	2 6	2 16
Max Dudley	23 20	20 17	-	-	-	-	-	-	-	-	-	-
George Eaton	-	-	-	-	-	-	-	-	20 9	31 11	19 10	24 18
George Follmer	-	-	-	-	29 15	-	-	-	-	-	-	-
A.J. Foyt	-	-	5 17	-	6 3	3 20	8 3	6 17	3 2	9 16	15 5	3 1
Jerry Grant	-	-	-	-	-	10 13	-	-	-	-	-	-
Bob Harkey	-	-	22 14	-	32 22	-	31 29	-	-	-	-	-
Ludwig Heimrath	22 25	25 18	-	26 10	-	-	-	-	-	-	-	-
David Hobbs	-	-	-	-	16 20	-	-	-	-	-	-	-
Denis Hulme	-	-	-	-	4 17	-	-	-	-	-	-	-
Jim Hurtubise	-	-	-	-	-	-	33 30	-	-	-	-	-
Gordon Johncock	11 9	9 10	17 8	14 15	12 29	12 10	6 20	9 23	15 25	7 27	-	-
Dee Jones	18 26	26 12	19 15	-	-	-	-	-	-	-	-	-
Jerry Karl	-	-	-	23 12	-	-	-	26 11	23 22	-	-	-
Mel Kenyon	-	-	-	-	30 32	-	-	-	-	10 25	21 12	-
Arnie Knepper	-	-	-	24 20	-	-	-	24 25	25 20	-	-	-
Steve Krisiloff	-	-	-	11 11	27 31	-	22 10	13 7	6 24	15 5	4 7	13 20
Joe Leonard	6 6	6 3	11 4	8 24	8 19	2 2	4 2	10 19	-	11 1	11 3	11 10
Al Loquasto	-	-	-	25 9	-	-	-	-	-	-	-	-
John Mahler	26 16	16 16	-	19 23	- DNS	-	30 23	-	-	33 9	-	-
Jim Malloy	15 14	14 21	15 11	-	10 4	-	24 26	19 13	-	18 6	-	-
John Martin	-	-	-	-	-	24 15	-	21 9	11 12	-	-	-
Roger McCluskey	8 5	5 4	14 22	9 22	22 9	21 23	18 25	15 3	4 18	21 28	18 22	15 2
Jim McElreath	-	-	-	-	-	-	32 27	-	-	12 8	8 27	12 6
Mike Mosley	4 3	3 23	7 10	4 1	19 13	-	-	-	-	-	-	5 19
Rick Muther	25 22	22 25	-	-	18 21	23 24	-	-	-	-	-	-
Carlos Pairetti	17 12	12 9	-	-	-	-	-	-	-	-	-	-
Art Pollard	-	-	10 24	18 6	31 26	15 5	25 16	22 16	16 16	13 2	9 20	16 9
Bill Puterbaugh	-	-	-	-	-	-	27 14	-	24 13	-	24 19	-
Eldon Rasmussen	-	-	-	-	-	-	-	-	-	-	23 18	-
Peter Revson	-	-	-	-	1 2	-	7 21	-	-	3 7	-	-
Lloyd Ruby	1 2	2 2	16 5	6 13	7 11	4 7	14 8	14 21	8 6	14 4	17 23	17 24
Johnny Rutherford	13 7	7 20	2 21	10 17	24 18	11 6	12 7	8 10	-	5 26	-	4 22
Swede Savage	2 4	4 5	6 3	-	-	-	-	-	-	4 12	5 16	7 23
Sam Sessions	-	-	-	-	25 27	-	29 11	-	14 7	-	-	23 13
Dick Simon	12 13	13 6	24 12	17 7	33 14	13 9	11 17	11 15	-	28 22	7 25	19 7
Bill Simpson	14 17	17 13	21 23	-	-	19 19	26 18	-	-	-	20 28	14 12
Tom Sneva (R)	-	-	-	-	-	-	-	-	-	-	27 21	-
George Snider	-	-	20 18	-	21 33	6 21	9 33	16 14	13 5	20 32	16 14	6 15
Dave Strickland	20 19	19 15	-	-	-	-	-	-	-	-	-	-
Bud Tinglestad	-	-	-	-	17 7	-	21 19	-	-	22 17	-	-
Al Unser	3 1	1 1	3 1	2 21	5 1	9 1	3 31	4 24	2 17	6 15	3 17	8 21
Bobby Unser	5 27	-	1 2	1 4	3 12	1 14	2 9	1 18	1 1	2 21	1 1	1 8
Bill Vukovich Jr.	-	-	-	12 25	11 5	5 3	16 5	7 2	9 14	25 10	10 4	18 3
Bruce Walkup	-	-	-	20 8	-	-	-	-	-	32 29	-	-
Salt Walther (R)	27 15	15 11	-	-	-	-	-	23 20	-	-	-	-
Bentley Warren	10 10	10 24	23 16	16 26	15 23	16 8	23 22	-	-	-	-	-
Greg Weld	-	-	-	-	-	17 18	28 12	-	17 10	23 30	14 8	20 14
Carl Williams	-	-	-	-	-	-	-	-	18 11	24 31	22 26	21 17
Cale Yarborough	7 8	8 8	13 13	21 5	14 16	-	10 32	17 5	21 8	30 14	26 11	-
LeeRoy Yarborough	-	-	-	15 3	-	-	-	-	-	-	-	-
Denny Zimmerman	16 24	24 19	18 19	-	28 8	18 22	17 24	18 26	-	19 20	25 13	-

(R) – Rookie

Note: John Mahler qualified 21st at Indianapolis. His car was driven in the race by Dick Simon who started 33rd as a result of the driver change.

See page 84 for Track Key

## 1970 USAC Driver Performance Chart

Rank	Driver	Points	Starts	Running at Finish	Top Finish	Laps Led	Times Led	Laps Completed (2,287)	Miles Completed (3,418.00)	Earnings
1	Al Unser	5,130	18	16	1	1527	25	2,199	3,233.680	\$494,149
2	Bobby Unser	2,260	16	10	1	130	4	1,512	2,221.938	102,694
3	Jim McElreath	2,060	9	7	1	5	1	1,110	1,774.000	209,043
4	Mike Mosley	1,900	18	11	3	0	0	1,810	2,597.911	64,487
5	Mario Andretti	1,890	18	9	1	86	7	1,517	2,406.000	100,658
6	Roger McCluskey	1,380	10	7	2	103	2	1,135	1,611.500	54,042
7	Gordon Johncock	1,160	10	6	3	83	3	924	1,689.880	61,461
8	Art Pollard	1,110	10	3	2	4	1	897	1,388.820	100,875
9	A.J. Foyt	1,105	13	7	3	102	5	1,229	2,052.960	62,192
10	Dick Simon (R)	1,080	11	8	3	0	0	1,100	1,967.554	78,805
11	Dan Gurney	1,000	3	2	1	62	2	358	896.380	84,889
12	Johnny Rutherford	960	14	5	3	46	2	1,069	1,598.334	45,629
13	Mel Kenyon	860	5	4	3	0	0	763	1,402.000	42,651
14	Lloyd Ruby	790	9	3	1	45	5	654	890.480	67,274
15	Bentley Warren (R)	775	9	8	4	0	0	1,058	1,154.000	17,369
16	Gary Bettenhausen	710	15	5	1	11	3	1,025	1,421.069	51,156
17	Wally Dallenbach	620	11	5	4	26	1	1,233	1,713.000	39,306
18	Swede Savage	615	4	2	1	26	2	275	471.620	24,885
19	Jim Malloy	570	11	8	4	2	1	1,030	1,540.500	37,600
20	Greg Weld	530	8	4	4	0	0	557	891.500	37,365
21	George Snider	460	11	5	2	0	0	798	1,004.000	32,327
22	Carl Williams	440	5	2	2	0	0	612	1,176.000	39,793
23	Jerry Grant	420	6	3	6	0	0	526	1,005.206	39,725
24	Rick Muther	400	5	2	8	0	0	524	905.000	34,539
25	Sam Sessions	365	7	4	4	1	1	587	970.000	30,049
26	Steve Krisiloff	315	8	4	7	0	0	663	848.188	16,245
27	Larry Dickson	310	4	2	3	0	0	306	306.000	9,048
28	John Mahler (R)	305	8	5	6	0	0	696	1,107.277	12,377
29	Joe Leonard	300	3	1	1	9	1	391	752.500	41,143
30	Bill Simpson	295	10	2	6	0	0	596	825.066	11,873
31	Ralph Liguori	260	4	2	2	0	0	281	281.000	8,872
32	Bill Vukovich Jr.	200	6	4	3	0	0	592	713.569	24,048
33	Max Dudley	195	4	3	8	0	0	293	464.582	4,806
34	Bruce Jacobi	180	6	1	4	0	0	332	418.150	6,833
	Tom Bigelow	180	7	4	7	0	0	653	713.500	7,023
36	Bob Harkey	130	6	2	6	0	0	509	659.000	13,921
37	Merle Bettenhausen	110	2	1	7	0	0	170	170.000	2,229
38	Karl Busson	100	8	3	9	0	0	548	693.000	7,700
	Dee Jones	100	1	1	8	0	0	186	186.000	1,804
40	Bud Tingelstad	90	5	1	10	0	0	265	407.000	10,448
41	Jimmy Caruthers (R)	80	1	0	6	0	0	86	86.000	1,481
	Bruce Walkup	80	11	2	6	0	0	599	931.500	31,673
43	Jerry Karl	65	6	2	11	0	0	533	599.000	6,577
44	Ludwig Heimrath	60	5	1	10	0	0	133	316.974	5,370
45	Ronnie Bucknum	60	4	1	11	0	0	349	710.776	21,557
46	Dick Tobias	50	2	1	8	0	0	110	110.000	1,248
47	Arnie Knepper	40	4	2	11	0	0	255	350.000	5,611
	Will Cagle	40	2	1	9	0	0	110	110.000	2,238
49	Johnny Parsons Jr. (R)	10	4	0	11	0	0	74	74.000	3,010
	Johnnie Anderson	10	2	0	11	0	0	124	124.000	1,421
51	Darrell Dockery	0	5	0	14	0	0	189	239.546	4,050
	Larry Cannon	0	3	1	13	0	0	224	295.000	2,151
	George Follmer	0	3	0	20	0	0	101	252.500	22,479
	Ned Spath	0	3	1	13	0	0	93	156.781	3,121
	Al Loquasto	0	3	1	14	0	0	119	223.000	2,904
	Crockett Peterson	0	2	0	19	0	0	6	15.412	1,479
	Bill Puterbaugh	0	2	0	16	0	0	49	49.000	1,662
	Gig Stephens	0	2	0	22	0	0	1	1.500	617
	Nick Dioguardi	0	1	0	21	0	0	28	28.000	675
	Sonny Ates	0	1	1	16	0	0	138	138.000	1,481
	Bob DeJong	0	1	0	22	0	0	1	2.660	1,004
	Jim Hurtubise	0	1	0	33	0	0	1	2.500	5,000
	Al Miller	0	1	1	15	0	0	74	148.000	1,140
	Bud Morley	0	1	0	21	0	0	2	5.320	1,004
	John Martin	0	1	0	15	0	0	44	110.000	581

CONTINUED ON NEXT PAGE ►►

## WINS

1	Al Unser	10
2	Bobby Unser	1
	Mario Andretti	1
	Gary Bettenhausen	1
	Dan Gurney	1
	Joe Leonard	1
	Jim McElreath	1
	Lloyd Ruby	1
	Johnny Rutherford	1

## POLES

1	Al Unser	8
2	Mario Andretti	4
3	Gary Bettenhausen	1
	Lloyd Ruby	1
	Larry Dickson	1
	Mark Donohue	1
	Johnny Parsons Jr. (R)	1
	Bobby Unser	1

**1970 USAC Driver Performance Chart** *(continued)*

Rank	Driver	Points	Starts	Running at Finish	Top Finish	Laps Led	Times Led	Laps Completed (2,287)	Miles Completed (3,418.00)	Earnings
	Scooter Patrick	0	1	0	19	0	0	13	32.500	\$332
	Jerry Poland	0	1	0	18	0	0	11	11.000	536
	Don Brown	0	1	0	24	0	0	15	22.500	617
	Salt Walther (R)	0	1	0	18	0	0	26	26.000	225
<b>Not Eligible For Points</b>										
	Mark Donohue		4	2	2	5	2	267	667.500	97,907
	Kevin Bartlett		3	0	12	0	0	47	118.898	8,971
	Peter Revson		2	1	5	8	1	287	717.500	38,077
	Lee Roy Yarbrough		2	0	8	5	1	298	745.000	29,302
	John Cannon		2	1	4	0	0	93	233.282	3,860
	Donnie Allison		1	1	4	0	0	200	500.000	35,002
	Ron Grable		1	1	11	0	0	55	137.500	1,039
	Jack Eiteljorg		1	1	10	0	0	46	122.360	1,649
	Jack Brabham		1	0	13	1	1	175	437.500	20,227

(R) – Rookie

\*Ed Marshall was credited with a 25th starting spot at Sears Point without posting a time and did not start the race, but was awarded \$475.

## 1970 USAC Driver Index (RACES 1-12 of 18) – Starts/Finishes

DRIVERS (A-R)	1 PHX ST/FN	2 SON ST/FN	3 TREN ST/FN	4 IMS ST/FN	5 MIL ST/FN	6 LANG ST/FN	7 CAST ST/FN	8 MICH ST/FN	9 IRP ST/FN	10 SPR ST/FN	11 MIL ST/FN	12 ONT ST/FN
Donnie Allison	- -	- -	- -	23 4	- -	- -	- -	- -	- -	- -	- -	- -
Johnnie Anderson	18 20	- -	- -	- -	- -	- -	- -	- -	- -	- -	- -	- -
Mario Andretti	1 13	2 2	3 2	8 6	1 5	4 8	2 1	2 21	1 18	5 24	4 24	8 10
Sonny Ates	- -	- -	- -	- -	23 16	- -	- -	- -	- -	- -	- -	- -
Kevin Bartlett	- -	7 12	- -	- -	- -	- -	11 16	- -	- -	- -	- -	22 26
Gary Bettenhausen	10 17	15 21	11 12	20 26	11 9	2 5	- -	1 1	21 22	4 20	7 17	5 19
Merle Bettenhausen	- -	- -	- -	- -	- -	- -	- -	- -	- -	24 8	- -	- -
Tom Bigelow	- -	- -	- -	- -	- -	21 17	- -	- -	- -	12 7	21 13	- -
Jack Brabham	- -	- -	- -	26 13	- -	- -	- -	- -	- -	- -	- -	- -
Don Brown	- -	- -	- -	- -	- -	- -	- -	- -	- -	- -	- -	- -
Ronnie Bucknum	- -	10 16	- -	27 15	- -	- -	- -	- -	23 20	- -	- -	- -
Karl Busson	21 9	- -	13 11	- -	- -	17 18	- -	20 22	- -	19 23	- DNS	- -
Will Cagle	- -	- -	- -	- -	- -	- -	- -	- -	- -	18 21	- -	- -
Jimmy Caruthers (R)	- -	- -	- -	- -	- -	- -	- -	- -	- -	20 6	- -	- -
John Cannon	- -	5 11	- -	- -	- -	- -	- -	- -	9 4	- -	- -	- -
Larry Cannon	- -	- -	- -	- -	- -	- -	- -	- -	- -	- -	23 18	- -
Wally Dallenbach	6 10	- -	6 17	24 17	14 8	7 7	- -	7 16	10 5	- -	11 9	14 28
Bob DeJong	- -	- -	- -	- -	- -	- -	21 22	- -	- -	- -	- -	- -
Larry Dickson	- -	- -	- -	- -	- -	- -	- -	- -	- -	1 25	- -	- -
Nick Dioguardi	24 21	- -	- -	- -	- -	- -	- -	- -	- -	- -	- -	- -
Darrell Dockery	20 15	23 23	19 14	- -	24 23	19 23	- -	- -	- -	- -	- -	- -
Mark Donohue	- -	1 25	- -	5 2	- -	- -	- -	- -	3 2	- -	- -	13 30
Max Dudley	- -	20 8	22 22	- -	- -	- -	16 9	- -	- -	- -	19 10	- -
Jack Eiteljorg	- -	- -	- -	- -	- -	- -	12 10	- -	- -	- -	- -	- -
George Follmer	- -	- -	- -	21 31	- -	- -	- -	- -	11 21	- -	- -	29 20
A.J. Foyt	5 4	- -	5 6	3 10	2 24	- -	6 3	9 8	7 12	9 15	6 7	7 15
Ron Grable	- -	- -	- -	- -	- -	- -	- -	- -	13 11	- -	- -	- -
Jerry Grant	- -	12 22	- -	29 7	19 17	- -	14 6	- -	- -	- -	- -	21 21
Dan Gurney	- -	3 1	- -	11 3	- -	- -	- -	- -	- -	- -	- -	2 18
Bob Harkey	- -	- -	- -	- -	- -	- -	- -	- -	- -	11 12	25 16	17 17
Ludwig Heimrath	23 23	17 14	23 23	- -	- -	- -	17 12	- -	20 10	- -	- -	- -
Jim Hurtubise	- -	- -	- -	- -	- -	- -	- -	- -	- -	- -	- -	33 33
Bruce Jacobi	16 19	18 9	- -	- -	- -	14 20	- -	21 20	- -	25 4	17 15	- -
Gordon Johncock	9 18	8 4	7 15	17 28	4 12	5 10	5 7	3 12	6 3	- -	- -	11 4
Dee Jones	- -	- -	- -	- -	- -	- -	- -	- -	- -	- -	16 8	- -
Jerry Karl	17 12	26 24	17 13	- -	- -	23 11	- -	- -	- -	- -	15 12	- -
Mel Kenyon	- -	- -	- -	22 16	- -	- -	- -	11 10	- -	- -	14 3	20 6
Arnie Knepper	- -	- -	- -	- -	20 15	- -	- -	15 11	- -	21 18	24 22	- -
Steve Krisloff	13 8	14 15	16 10	- -	21 22	10 13	15 18	- -	- -	- -	- -	19 29
Joe Leonard	- -	- -	- -	18 24	9 1	- -	- -	- -	- -	- -	- -	6 13
Ralph Liguori	- -	- -	- -	- -	- -	- -	- -	- -	- -	27 13	- -	- -
Al Loquasto	- -	- -	24 24	- -	- -	- -	- -	17 14	- -	- -	- -	- -
John Mahler (R)	- -	19 13	21 16	- -	- -	12 15	9 8	18 9	15 6	- -	22 14	- -
Jim Malloy	- -	- -	- -	9 33	15 19	8 4	- -	8 5	17 16	13 22	- -	16 11
Ed Marshall	- -	- DNS	- -	- -	- -	- -	- -	- -	- -	- -	- -	- -
John Martin	- -	- -	- -	- -	- -	- -	- -	- -	24 15	- -	- -	- -
Roger McCluskey	- -	- -	- -	4 25	8 2	- -	- -	12 7	8 9	- -	5 2	24 25
Jim McElreath	11 6	- -	14 7	33 5	- -	- -	- -	- -	- -	8 3	- -	18 1
Al Miller	- -	- -	- -	- -	- -	- -	- -	22 15	- -	- -	- -	- -
Bud Morley	- -	- -	- -	- -	- -	- -	22 21	- -	- -	- -	- -	- -
Mike Mosley	8 5	16 7	8 5	12 21	10 7	3 3	8 15	19 4	19 14	7 10	9 5	15 14
Rick Muther	- -	- -	- -	15 8	- -	18 14	- -	- DNS	- -	- -	- -	25 32
Johnny Parsons Jr. (R)	- -	- -	- -	- -	- -	- -	- -	- -	- -	15 16	- -	- -
Scooter Patrick	- -	- -	- -	- -	- -	- -	- -	- -	16 19	- -	- -	- -
Crocker Peterson	- -	21 19	- -	- -	- -	- -	23 20	- -	- -	- -	- -	- -
Jerry Poland	- -	- -	- -	- -	- -	- -	- -	- -	- -	- -	- -	- -
Art Pollard	7 11	- -	12 21	6 30	12 18	- -	20 19	14 17	- -	- -	10 11	32 2
Bill Puterbaugh	- -	- -	- -	- -	- -	- -	- -	- -	- -	- DNS	- -	- -
Peter Revson	- -	- -	- -	16 22	- -	- -	- -	- -	- -	- -	- -	10 5
Lloyd Ruby	4 3	- -	2 1	25 27	7 4	- -	13 17	- -	- -	- -	2 20	1 23
Johnny Rutherford	- -	9 5	9 20	2 18	6 14	- -	- -	6 3	12 17	2 11	8 21	3 31

DRIVERS S-Z CONTINUED ON PAGE 236 ▶▶

▶ RACES 13-18 CONTINUED ON NEXT PAGE

**1970 USAC Driver Index (RACES 13-18 of 18) – Starts/Finishes** *(continued)*

DRIVERS (A-R)	13	14	15	16	17	18
	DUQ ST/FN	ISF ST/FN	SED ST/FN	TREN ST/FN	SAC ST/FN	PHX ST/FN
Donnie Allison	- -	- -	- -	- -	- -	- -
Johnnie Anderson	- -	- -	- -	- -	17 12	- -
Mario Andretti	2 17	14 11	2 2	2 21	1 14	24 8
Sonny Ates	- -	- -	- -	- -	- -	- -
Kevin Bartlett	- -	- -	- -	- -	- -	- -
Gary Bettenhausen	14 9	- -	8 16	- -	5 9	11 19
Merle Bettenhausen	- -	- -	- -	- -	11 7	- -
Tom Bigelow	9 7	- -	12 6	25 17	14 17	- -
Jack Brabham	- -	- -	- -	- -	- -	- -
Don Brown	- -	- -	- -	24 24	- -	- -
Ronnie Bucknum	- -	- -	- -	19 11	- -	- -
Karl Busson	- -	- -	- -	16 14	- -	23 15
Will Cagle	- -	11 9	- -	- -	- -	- -
Jimmy Caruthers (R)	- -	- -	- -	- -	- -	- -
John Cannon	- -	- -	- -	- -	- -	- -
Larry Cannon	15 13	- -	- -	26 16	- -	- -
Wally Dallenbach	- -	- -	- -	5 15	- -	7 4
Bob DeJong	- -	- -	- -	- -	- -	- -
Larry Dickson	5 3	- -	7 3	- -	- -	14 11
Nick Dioguardi	- -	- -	- -	- -	- -	- -
Darrell Dockery	- -	- -	- -	- -	- -	- -
Mark Donohue	- -	- -	- -	- -	- -	- -
Max Dudley	- -	- -	- -	- -	- -	- -
Jack Eiteljorg	- -	- -	- -	- -	- -	- -
George Follmer	- -	- -	- -	- -	- -	- -
A.J. Foyt	3 10	4 3	- -	- -	- -	3 23
Ron Grable	- -	- -	- -	- -	- -	- -
Jerry Grant	- -	- -	- -	- -	- -	12 14
Dan Gurney	- -	- -	- -	- -	- -	- -
Bob Harkey	13 6	5 13	5 9	- -	- -	- -
Ludwig Heimrath	- -	- -	- -	- -	- -	- -
Jim Hurtubise	- -	- -	- -	- -	- -	- -
Bruce Jacobi	- -	- -	- -	- -	- -	- -
Gordon Johncock	- -	- -	- -	- -	- -	- -
Dee Jones	- -	- -	- -	- -	- -	- -
Jerry Karl	- -	- -	- -	21 25	- -	- -
Mel Kenyon	- -	- -	- -	12 9	- -	- -
Arnie Knepper	- -	- -	- -	- -	- -	- -
Steve Krisiloff	- -	- -	- -	15 7	- -	- -
Joe Leonard	- -	- -	- -	- -	- -	- -
Ralph Liguori	17 5	8 2	- -	- -	9 15	- -
Al Loquasto	- -	- -	- -	17 23	- -	- -
John Mahler (R)	- -	- -	- -	22 12	- -	- -
Jim Malloy	- -	15 12	3 7	6 13	- -	20 13
Ed Marshall	- -	- -	- -	- -	- -	- -
John Martin	- -	- -	- -	- -	- -	- -
Roger McCluskey	- -	- -	15 10	7 5	12 5	9 3
Jim McElreath	- -	13 10	4 13	- -	15 16	10 5
Al Miller	- -	- -	- -	- -	- -	- -
Bud Morley	- -	- -	- -	- -	- -	- -
Mike Mosley	12 18	12 5	16 4	8 3	10 8	8 20
Rick Muther	- -	- -	- -	18 8	- -	18 22
Johnny Parsons Jr. (R)	8 12	1 17	14 18	- -	- -	- -
Scooter Patrick	- -	- -	- -	- -	- -	- -
Crockett Peterson	- -	- -	- -	- -	- -	- -
Jerry Poland	- -	18 18	- -	- -	- -	- -
Art Pollard	- -	- -	- -	9 6	- -	15 24
Bill Puterbaugh	- -	7 16	18 17	- -	- -	- -
Peter Revson	- -	- -	- -	- -	- -	- -
Lloyd Ruby	- -	- -	- -	4 22	- -	5 16
Johnny Rutherford	7 11	- -	9 12	14 4	8 13	6 6

▲ RACES 1-12 SHOWN ON PREVIOUS PAGE ▲

DRIVERS S-Z CONTINUED ON PAGE 237 ►►

**1970 USAC Driver Index (RACES 1-12 of 18) – Starts/Finishes** *(continued)*

DRIVERS (S-Z)	1 PHX ST/FN	2 SON ST/FN	3 TREN ST/FN	4 IMS ST/FN	5 MIL ST/FN	6 LANG ST/FN	7 CAST ST/FN	8 MICH ST/FN	9 IRP ST/FN	10 SPR ST/FN	11 MIL ST/FN	12 ONT ST/FN
Swede Savage	- -	- -	- -	- -	- -	- -	7 2	- -	4 8	- -	- -	23 27
Sam Sessions	- -	- -	- -	32 12	- -	16 21	- -	16 6	- -	23 17	- -	- -
Dick Simon (R)	22 24	13 6	18 9	31 14	13 11	13 9	4 11	5 19	18 13	- -	- -	27 3
Bill Simpson	15 22	11 10	15 19	- -	22 20	11 19	10 14	- -	14 7	- -	13 6	- -
George Snider	12 7	- -	- -	10 20	- -	- -	- -	23 23	22 23	22 14	- -	- -
Ned Spath	19 14	22 17	- -	- -	- -	- -	19 13	- -	- -	- -	- -	- -
Gig Stephens	- -	- -	- -	- -	- -	22 22	- -	- -	- -	- -	- -	- -
Bud Tengelstad	- -	- -	- -	- -	- -	- -	- -	- -	- -	- -	20 25	26 24
Dick Tobias	- -	- -	- -	- -	- -	- -	- -	- -	- -	14 19	- -	- -
Al Unser	2 1	4 3	1 3	1 1	3 3	6 2	1 5	4 18	2 1	6 1	1 1	4 9
Bobby Unser	3 2	6 18	4 4	7 11	5 6	1 1	3 4	10 2	5 24	10 9	3 19	12 22
Bill Vukovich Jr.	- -	24 20	- -	30 23	17 13	15 12	- -	- -	- -	- -	- -	- -
Bruce Walkup	14 16	- -	- -	14 29	16 21	20 16	- -	13 13	- -	16 26	18 23	28 16
Salt Walther (R)	- -	- -	- -	- -	- -	- -	- -	- -	- -	- -	- -	- -
Bentley Warren (R)	- -	- -	20 8	- -	18 10	9 6	- -	- -	- -	26 5	12 4	- -
Greg Weld	- -	- -	10 18	28 32	- -	- -	- -	- -	- -	3 27	- -	30 7
Carl Williams	- -	- -	- -	19 9	- -	- -	- -	- -	- -	17 2	- -	31 12
LeeRoy Yarborough	- -	- -	- -	13 19	- -	- -	- -	- -	- -	- -	- -	9 8

▼ RACES 13-18 CONTINUED ON NEXT PAGE ▼

(R) – Rookie

See page 84 for Track Key

**1970 USAC Driver Index (RACES 13-18 of 18) – Starts/Finishes** *(continued)*

DRIVERS (S-Z)	13 DUQ ST/FN	14 ISF ST/FN	15 SED ST/FN	16 TREN ST/FN	17 SAC ST/FN	18 PHX ST/FN
Swede Savage	-	-	-	-	-	4 1
Sam Sessions	-	2 4	17 11	-	-	21 12
Dick Simon (R)	-	-	-	-	-	13 9
Bill Simpson	-	-	-	10 19	-	16 21
George Snider	11 4	16 14	13 15	11 18	3 2	17 7
Ned Spath	-	-	-	-	-	-
Gig Stephens	-	-	-	23 26	-	-
Bud Tinglestad	18 16	-	-	13 10	-	22 18
Dick Tobias	6 8	-	-	-	-	-
Al Unser	1 1	6 1	1 1	1 1	4 1	1 2
Bobby Unser	16 2	-	-	3 2	2 6	2 17
Bill Vukovich Jr.	-	-	-	-	6 3	19 10
Bruce Walkup	10 14	3 6	6 14	-	-	-
Salt Walther (R)	-	-	-	-	18 18	-
Bentley Warren (R)	-	10 8	10 5	20 20	16 11	-
Greg Weld	4 15	9 7	11 8	-	7 4	-
Carl Williams	-	17 15	-	-	13 10	-
LeeRoy Yarborough	-	-	-	-	-	-

(R) – Rookie

See page 84 for Track Key

## 1969 USAC Driver Performance Chart

Rank	Driver	Points	Starts	Running at Finish	Top Finish	Laps Led	Times Led	Laps Completed (2,623)	Miles Completed (3,812.487)	Earnings
1	Mario Andretti	5,025	24	19	1	806	18	2,263	3,426.425	\$363,283
2	Al Unser	2,630	19	9	1	660	12	1,422	2,008.040	77,980
3	Bobby Unser	2,585	22	9	1	271	9	1,648	2,429.000	106,229
4	Dan Gurney	2,280	9	8	1	194	9	572	1,456.160	96,059
5	Gordon Johncock	2,070	16	10	1	85	7	1,633	2,570.160	53,467
6	Wally Dallenbach	1,795	15	10	2	97	4	1,694	2,288.065	44,766
7	A.J. Foyt	1,570	17	9	1	222	8	1,360	2,046.640	93,695
8	Bill Vukovich Jr.	1,280	20	10	3	11	1	1,448	1,688.205	36,427
9	Mike Mosley	1,220	22	11	3	0	0	1,705	2,569.940	37,639
10	Lloyd Ruby	1,190	10	5	2	18	3	984	1,346.500	37,008
11	Johnny Rutherford	1,130	13	5	4	0	0	1,255	1,741.420	30,792
12	Art Pollard	1,110	19	7	1	133	2	1,283	1,637.880	55,886
13	Roger McCluskey	1,090	16	4	2	47	2	1,299	1,923.380	39,932
14	Gary Bettenhausen	940	15	7	2	0	0	1,404	1,596.625	41,194
15	Bud Tingelstad	920	13	8	3	0	0	1,395	1,861.750	34,278
16	George Follmer	880	11	8	1	29	2	795	1,367.980	29,116
17	George Snider	840	13	6	2	0	0	1,143	1,753.880	32,132
18	Jim Malloy	780	9	6	2	0	0	982	1,332.000	32,959
19	Mel Kenyon	615	3	1	4	0	0	281	581.000	32,847
20	Joe Leonard	600	7	2	5	0	0	629	1,080.900	26,895
21	Larry Dickson	510	8	5	4	0	0	638	928.000	24,913
22	Sam Sessions	475	11	4	4	0	0	800	1,285.060	26,152
23	Jim McElreath	400	11	7	7	0	0	1,023	1,261.500	22,100
24	Steve Krisiloff (R)	355	9	6	8	0	0	1,025	1,268.700	9,385
25	Rick Muther	330	6	3	6	0	0	703	790.820	8,633
26	Bill Simpson	320	9	5	7	0	0	577	1,013.020	7,709
27	Jerry Grant	290	6	3	4	0	0	302	663.920	4,541
28	Bruce Walkup	250	6	3	4	0	0	505	505.000	17,852
29	Bob Harkey	215	5	4	7	0	0	436	523.965	5,419
30	Greg Weld	210	7	3	5	20	1	440	504.500	6,559
	Max Dudley	210	9	7	6	0	0	454	909.620	5,028
32	Al Smith	175	5	2	8	0	0	537	575.625	5,170
33	Jerry Daniels	160	2	2	3	0	0	178	188.875	3,190
34	Jigger Sirois	150	4	0	5	0	0	365	404.500	3,838
	Bobby Johns	150	1	1	10	0	0	171	427.500	19,841
36	Carl Williams	130	4	2	5	0	0	302	377.000	15,533
37	Bill Puterbaugh	120	6	3	6	0	0	548	609.000	5,544
38	Tom Bigelow (R)	110	5	2	7	0	0	290	397.375	2,719
39	Arnie Knepper	100	6	1	6	0	0	293	521.360	14,585
40	Dave Strickland	90	2	1	7	0	0	148	156.500	1,466
41	Ludwig Heimrath	65	10	4	8	0	0	455	905.560	5,412
42	Sonny Ates	61	5	1	10	0	0	399	676.000	18,162
43	Porky Rachwitz	60	2	1	9	0	0	173	206.000	1,502
	Al Loquasto (R)	60	8	5	9	0	0	444	619.125	5,867
	Jerry Karl	60	2	1	10	0	0	304	368.500	1,881
	Johnny Parsons Jr. (R)	60	2	1	7	0	0	98	98.000	1,307
47	Ralph Liguori	50	2	1	8	0	0	113	113.000	2,435
	Johnnie Anderson	50	1	1	8	0	0	97	97.000	706
49	Les Scott	40	4	1	11	0	0	176	275.000	2,162
	Don Schisler	40	2	2	9	0	0	72	180.000	756
51	Denny Zimmerman	30	1	0	11	0	0	83	83.000	653
	Bobby Grim	30	1	1	11	0	0	142	142.000	1,383
	Don Nordhorn	30	1	0	10	0	0	60	67.500	570
54	Ted Foltz	24	1	1	2	0	0	1	12.420	2,725
55	Wes Vandervoort	21	1	1	3	0	0	1	12.420	2,075
56	Bob Gregg	20	3	3	11	0	0	176	425.580	1,703
	Lee Kunzman	20	1	1	12	0	0	178	178.000	1,399
58	Bob Herring	18	1	1	4	0	0	1	12.420	1,500
59	George Fejer	15	1	0	12	0	0	82	82.000	594
	Malcolm Brazier	15	1	1	5	0	0	1	12.420	800
61	Charlie Lowderman	12	1	1	6	0	0	1	12.420	500
62	Grier Manning	9	1	1	7	0	0	1	12.420	250
63	Clark Yowell	8	1	1	8	0	0	1	12.420	200
64	Bob Daly	6	1	1	9	0	0	1	12.420	150
65	Jack Guynn	4	1	1	10	0	0	1	12.420	100

CONTINUED ON NEXT PAGE ►►

## WINS

1	Mario Andretti	9
2	Al Unser	5
3	Dan Gurney	2
	Gordon Johncock	2
	Art Pollard	2
6	George Follmer	1
	A.J. Foyt	1
	Peter Revson	1
	Bobby Unser	1

## POLES

1	Dan Gurney	5
	Mario Andretti	5
3	Al Unser	4
	Greg Weld	4
5	Bobby Unser	2
6	Gordon Johncock	1
	A.J. Foyt	1
	Bill Vukovich Jr.	1



**1969 USAC Driver Performance Chart** (continued)

Rank	Driver	Points	Starts	Running at Finish	Top Finish	Laps Led	Times Led	Laps Completed (2,623)	Miles Completed (3,812.487)	Earnings
66	Rick Vermillion	3	1	0	11	0	0	0	0.000	\$0
67	James Byrd	2	1	0	12	0	0	0	0.000	0
68	Rollie Beale	0	2	0	15	0	0	75	76.375	1,153
	Dempsey Wilson	0	2	1	15	0	0	81	96.500	932
	Ronnie Bucknum	0	2	0	17	0	0	107	274.780	11,679
	Tommy Copp	0	2	0	18	0	0	31	31.000	440
	Charlie Masters	0	2	1	17	0	0	139	208.500	1,688
	Todd Gibson	0	2	0	17	0	0	89	89.000	2,414
	Ed Marshall	0	1	0	24	0	0	21	54.180	525
	Butch Earley	0	1	0	13	0	0	0	0.000	0
	Ralph Murdock	0	1	0	15	0	0	0	0.000	0
	Orville Nance	0	1	0	11	0	0	0	0.000	0
	Larry Overholser	0	1	0	17	0	0	0	0.000	0
	Gene Pacheco	0	1	0	12	0	0	0	0.000	0
	Bob Pratt	0	1	0	26	0	0	5	7.500	747
	LaVerne Ravenstein	0	1	0	14	0	0	0	0.000	0
	Jim Reynard	0	1	0	14	0	0	39	43.875	380
	Lou Sell	0	1	0	20	0	0	73	188.340	625
	Mickey Shaw	0	1	0	22	0	0	39	39.000	821
	Earl Smith	0	1	0	21	0	0	29	43.500	516
	Ned Spath	0	1	0	24	0	0	6	9.000	516
	Wib Spaulding	0	1	0	17	0	0	11	29.260	356
	Gig Stephens	0	1	0	18	0	0	74	74.000	821
	Hamilton Vose	0	1	0	14	0	0	8	24.000	567
	George Benson	0	1	0	14	0	0	2	2.000	2,026

**Not Eligible For Points**

Sam Posey	6	4	3	0	0	172	403.860	4,689
Mark Donohue	5	3	4	16	2	333	868.660	24,397
Swede Savage	4	4	5	0	0	229	575.460	4,804
Peter Revson	3	3	1	13	1	277	692.500	32,634
John Cannon	3	2	5	0	0	84	185.180	1,684
Jerry Hansen	3	2	7	0	0	84	184.800	1,580
David Hobbs	2	1	10	0	0	36	102.656	894
Jack Brabham	1	0	24	0	0	58	145.000	11,725
Denis Hulme	1	0	18	0	0	145	362.500	12,823
Lee Roy Yarbrough	1	0	23	0	0	65	162.500	12,258

\*No lap led was awarded for the Pikes Peak Hill Climb, however, a lap was awarded to the drivers that completed the climb

\*\*No pole is awarded for the Pikes Peak Hill Climb

## 1969 USAC Driver Index (RACES 1-12 of 24) – Starts/Finishes

DRIVERS (A-P)	1 PHX ST/FN	2 HANF ST/FN	3 IMS ST/FN	4 MIL ST/FN	5 LANG ST/FN	6 PP ST/FN	7 CAST ST/FN	8 NAZ ST/FN	9 TREN ST/FN	10 IRP ST/FN	11 IRP ST/FN	12 MIL ST/FN
Johnnie Anderson	-	-	-	-	-	-	-	-	-	-	-	-
Mario Andretti	4 16	1 1	2 1	1 7	1 5	- 1	2 10	2 1	1 1	2 9	9 2	2 4
Sonny Ates	-	-	14 17	21 22	19 24	-	-	-	17 12	-	-	22 10
Rollie Beale	-	-	-	-	23 19	-	-	13 15	-	-	-	-
George Benson	-	-	-	22 14	-	-	-	-	-	-	-	-
Gary Bettenhausen	24 20	8 10	9 26	18 21	7 6	-	-	3 2	8 16	-	-	9 13
Tom Bigelow (R)	-	-	-	-	-	-	-	10 7	26 18	26 21	19 17	-
Jack Brabham	-	-	29 24	-	-	-	-	-	-	-	-	-
Malcolm Brazier	-	-	-	-	-	5	-	-	-	-	-	-
Ronnie Bucknum	-	-	16 30	-	-	-	-	-	-	-	-	-
James Byrd	-	-	-	-	-	16	-	-	-	-	-	-
John Cannon	-	-	-	-	-	-	-	-	-	-	-	-
Tommy Copp	21 18	-	-	-	-	-	-	-	-	-	-	-
Wally Dallenbach	9 2	11 5	19 21	16 20	3 3	-	11 8	8 5	5 2	-	-	4 18
Bob Daly	-	-	-	-	-	9	-	-	-	-	-	-
Jerry Daniels	-	-	-	-	-	-	-	9 3	-	-	-	-
Larry Dickson	-	-	31 9	14 18	-	-	-	4 6	-	-	-	-
Mark Donohue	-	-	4 7	-	-	-	-	-	-	-	-	-
Max Dudley	20 23	18 22	-	-	-	-	17 6	-	-	25 17	17 10	-
Butch Earley	-	-	-	-	-	13	-	-	-	-	-	-
George Fejer	22 12	-	-	-	-	-	-	-	-	-	-	-
George Follmer	2 1	10 9	27 27	-	-	-	-	-	-	9 6	6 3	16 11
Ted Foltz	-	-	-	-	-	2	-	-	-	-	-	-
A.J. Foyt	6 21	5 25	1 8	3 3	-	-	8 3	-	6 10	7 5	5 4	14 9
Todd Gibson	-	-	-	24 24	18 17	-	-	-	-	-	-	-
Jerry Grant	14 17	17 19	-	-	-	-	9 4	-	-	-	-	-
Bob Gregg	-	-	-	-	-	-	-	-	-	-	-	-
Bobby Grim	-	-	-	-	17 11	-	-	-	-	-	-	-
Dan Gurney	-	-	10 2	-	-	-	1 2	-	-	1 1	1 21	-
Jack Guynn	-	-	-	-	-	10	-	-	-	-	-	-
Jerry Hansen	-	-	-	-	-	-	-	-	-	-	-	-
Bob Harkey	-	-	-	-	15 8	-	19 7	6 11	-	-	-	-
Ludwig Heimrath	-	-	-	-	-	-	16 12	-	24 14	20 14	14 13	-
Bob Herring	-	-	-	-	-	4	-	-	-	-	-	-
David Hobbs	-	-	-	-	-	-	-	-	-	-	-	-
Denis Hulme	-	-	25 18	-	-	-	-	-	-	-	-	-
Gordon Johncock	8 10	6 3	5 19	13 8	4 20	-	5 1	-	4 4	5 10	10 14	6 19
Bobby Johns	-	-	32 10	-	-	-	-	-	-	-	-	-
Jerry Karl	-	-	-	-	-	-	-	-	-	-	-	-
Mel Kenyon	-	-	24 4	20 12	-	-	-	-	-	-	-	13 24
Arnie Knepper	-	-	21 22	-	-	-	18 15	-	-	16 26	21 6	-
Steve Krisiloff (R)	-	-	-	-	20 12	-	-	-	18 9	-	-	26 17
Lee Kunzman	-	-	-	-	-	-	-	-	-	-	-	-
Joe Leonard	-	-	11 6	-	-	-	-	-	11 19	-	-	3 20
Ralph Liguori	-	-	-	-	-	-	-	-	-	-	-	-
Al Loquasto (R)	-	-	-	23 23	24 14	-	-	16 9	22 13	21 16	16 11	-
Charles Louderman	-	-	-	-	-	6	-	-	-	-	-	-
Jim Malloy	-	15 6	13 11	2 2	10 7	-	-	7 12	-	-	-	19 26
Grier Manning	-	-	-	-	-	7	-	-	-	-	-	-
Ed Marshall	-	-	-	-	-	-	-	-	-	-	-	-
Charlie Masters	-	-	-	-	-	-	-	-	23 17	-	-	-
Roger McCluskey	7 14	7 17	6 14	11 9	-	-	4 5	-	9 21	8 4	4 18	7 14
Jim McElreath	-	-	7 28	-	-	-	-	-	20 7	17 13	13 20	18 8
Mike Mosley	11 6	14 12	22 13	12 6	9 16	-	10 14	-	7 3	13 19	-	12 7
Ralph Murdock	-	-	-	-	-	15	-	-	-	-	-	-
Rick Muther	-	-	-	19 11	-	-	-	-	-	-	-	24 12
Orville Nance	-	-	-	-	-	11	-	-	-	-	-	-
Don Nordhorn	-	-	-	-	-	-	-	15 10	-	-	-	-
Larry Overholser	-	-	-	-	-	17	-	-	-	-	-	-
Gene Pacheco	-	-	-	-	-	12	-	-	-	-	-	-
Johnny Parsons Jr. (R)	-	-	-	-	-	-	-	-	-	-	-	-
Art Pollard	12 19	9 15	12 31	5 1*	6 2	-	6 18	-	-	14 25	20 16	10 6
Sam Posey	-	-	-	-	-	-	-	-	-	11 8	8 7	-
Bob Pratt	-	-	-	-	-	-	-	-	25 26	-	-	-
Bill Puterbaugh	-	-	-	-	-	-	-	-	-	-	-	-

DRIVERS R-Z CONTINUED ON PAGE 242 ▶▶

▶ RACES 13-24 CONTINUED ON NEXT PAGE ▶

## 1969 USAC Driver Index (RACES 13-24 of 24) – Starts/Finishes (continued)

DRIVERS (A-P)	13 SPR ST/FN	14 DDIS ST/FN	15 DUQ ST/FN	16 ISF ST/FN	17 BRN ST/FN	18 BRN ST/FN	19 TREN ST/FN	20 SAC ST/FN	21 KENT ST/FN	22 KENT ST/FN	23 PHX ST/FN	24 RIV ST/FN
Johnnie Anderson	-	-	-	-	-	-	-	12 8	-	-	-	-
Mario Andretti	2 1	3 11	2 2	2 6	3 4	4 3	6 1	3 15	2 1	1 2	2 21	3 1
Sonny Ates	-	-	-	-	-	-	-	-	-	-	-	-
Rollie Beale	-	-	-	-	-	-	-	-	-	-	-	-
George Benson	-	-	-	-	-	-	-	-	-	-	-	-
Gary Bettenhausen	9 6	9 5	8 10	5 2	-	-	8 19	17 2	-	-	6 20	-
Tom Bigelow (R)	-	-	17 8	-	-	-	-	-	-	-	-	-
Jack Brabham	-	-	-	-	-	-	-	-	-	-	-	-
Malcolm Brazier	-	-	-	-	-	-	-	-	-	-	-	-
Ronnie Bucknum	-	-	-	-	-	-	-	-	-	-	-	18 17
James Byrd	-	-	-	-	-	-	-	-	-	-	-	-
John Cannon	-	-	-	-	-	-	-	-	7 5	5 10	-	12 29
Tommy Copp	-	-	-	-	-	-	-	18 18	-	-	-	-
Wally Dallenbach	14 7	6 14	-	-	-	-	5 10	8 9	-	-	11 3	14 7
Bob Daly	-	-	-	-	-	-	-	-	-	-	-	-
Jerry Daniels	-	-	15 11	-	-	-	-	-	-	-	-	-
Larry Dickson	10 4	-	10 6	-	-	-	21 22	15 10	-	-	20 23	-
Mark Donohue	-	-	-	-	17 7	6 4	-	-	9 16	-	-	2 21
Max Dudley	-	21 13	-	-	-	-	-	-	16 10	10 14	-	28 12
Butch Earley	-	-	-	-	-	-	-	-	-	-	-	-
George Fejer	-	-	-	-	-	-	-	-	-	-	-	-
George Follmer	-	-	-	-	6 6	5 6	-	-	4 15	15 6	-	9 14
Ted Foltz	-	-	-	-	-	-	-	-	-	-	-	-
A.J. Foyt	3 5	8 19	5 3	4 1	7 8	7 8	4 13	-	-	-	4 25	-
Todd Gibson	-	-	-	-	-	-	-	-	-	-	-	-
Jerry Grant	-	-	-	-	-	-	-	-	10 13	13 11	-	20 10
Bob Gregg	-	-	-	-	-	-	-	-	19 11	11 16	-	30 13
Bobby Grim	-	-	-	-	-	-	-	-	-	-	-	-
Dan Gurney	-	-	-	-	4 2	2 1	-	-	1 3	3 4	-	1 3
Jack Guynn	-	-	-	-	-	-	-	-	-	-	-	-
Jerry Hansen	-	-	-	-	13 17	-	-	-	12 7	7 8	-	-
Bob Harkey	-	-	-	11 12	-	-	-	7 11	-	-	-	-
Ludwig Heimrath	-	22 17	-	-	19 19	-	26 28	-	17 8	8 13	-	29 15
Bob Herring	-	-	-	-	-	-	-	-	-	-	-	-
David Hobbs	-	-	-	-	15 10	9 10	-	-	-	-	-	-
Denis Hulme	-	-	-	-	-	-	-	-	-	-	-	-
Gordon Johncock	-	4 2	-	-	2 1	1 2	7 6	-	-	-	7 10	5 9
Bobby Johns	-	-	-	-	-	-	-	-	-	-	-	-
Jerry Karl	-	19 10	-	-	-	-	23 15	-	-	-	-	-
Mel Kenyon	-	-	-	-	-	-	-	-	-	-	-	-
Arnie Knepper	16 11	-	16 13	-	-	-	-	-	-	-	-	-
Steve Krisiloff (R)	-	16 8	-	-	-	-	20 8	-	18 12	12 15	26 13	23 26
Lee Kunzman	-	-	-	-	-	-	-	-	-	-	9 12	-
Joe Leonard	-	11 21	-	-	-	-	12 27	-	-	-	19 5	19 19
Ralph Liguori	18 18	-	-	14 8	-	-	-	-	-	-	-	-
Al Loquasto (R)	-	18 20	-	-	-	-	27 26	-	-	-	-	-
Charles Louderman	-	-	-	-	-	-	-	-	-	-	-	-
Jim Malloy	-	12 16	-	-	-	-	14 18	-	-	-	8 7	-
Grier Manning	-	-	-	-	-	-	-	-	-	-	-	-
Ed Marshall	-	-	-	-	-	-	-	-	-	-	-	26 24
Charlie Masters	-	-	-	-	-	-	28 17	-	-	-	-	-
Roger McCluskey	7 15	2 3	4 16	10 15	8 15	-	3 2	-	-	-	-	6 22
Jim McElreath	-	17 18	14 9	17 13	-	-	15 11	4 16	-	-	13 9	-
Mike Mosley	4 17	13 4	6 18	16 17	11 9	8 5	9 23	10 17	11 6	6 9	17 17	13 11
Ralph Murdock	-	-	-	-	-	-	-	-	-	-	-	-
Rick Muther	-	14 6	-	-	-	-	17 9	-	-	-	23 18	25 28
Orville Nance	-	-	-	-	-	-	-	-	-	-	-	-
Don Nordhorn	-	-	-	-	-	-	-	-	-	-	-	-
Larry Overholser	-	-	-	-	-	-	-	-	-	-	-	-
Gene Pacheco	-	-	-	-	-	-	-	-	-	-	-	-
Johnny Parsons Jr. (R)	-	-	-	-	-	-	-	14 7	-	-	-	27 30
Art Pollard	-	10 1	-	3 18	14 18	-	11 14	5 14	14 18	17 12	14 19	15 16
Sam Posey	-	-	-	-	9 16	-	-	-	8 4	4 3	-	10 25
Bob Pratt	-	-	-	-	-	-	-	-	-	-	-	-
Bill Puterbaugh	5 9	-	9 15	6 16	-	-	24 16	16 6	-	-	16 16	-

RACES 1-12 SHOWN ON PREVIOUS PAGE

DRIVERS R-Z CONTINUED ON PAGE 243

**1969 USAC Driver Index (RACES 1-12 of 24) – Starts/Finishes** *(continued)*

DRIVERS (R-Z)	1 PHX ST/FN	2 HANF ST/FN	3 IMS ST/FN	4 MIL ST/FN	5 LANG ST/FN	6 PP ST/FN	7 CAST ST/FN	8 NAZ ST/FN	9 TREN ST/FN	10 IRP ST/FN	11 IRP ST/FN	12 MIL ST/FN
Porky Rachwitz	16 9	21 16	- -	- -	- -	- -	- -	- -	- -	- -	- -	- -
LaVerne Ravenstein	- -	- -	- -	- -	- -	- 14	- -	- -	- -	- -	- -	- -
Peter Revson	- -	- -	33 5	- -	- -	- -	- -	- -	- -	4 3	3 1	- -
Jim Reynard	- -	- -	- -	- -	- -	- -	- -	11 14	- -	- -	- -	- -
Lloyd Ruby	3 3	4 2	20 20	4 13	5 21	- -	- -	- -	12 15	10 7	7 15	8 3
Johnny Rutherford	- DNS	12 4	17 29	7 5	8 15	- -	12 11	- -	14 22	- -	- -	- -
Swede Savage	- -	- -	- -	- -	- -	- -	- -	- -	- -	- -	- -	- -
Don Schisler	- -	- -	- -	- -	- -	- -	- -	- -	- -	22 15	15 9	- -
Les Scott	- -	- -	- -	- -	- -	- -	- -	- -	21 11	24 23	- -	- -
Lou Sell	- -	- -	- -	- -	- -	- -	- -	- -	- -	- -	- -	- -
Sam Sessions	- -	- -	23 12	15 19	12 10	- -	- -	14 16	- -	23 18	18 12	21 23
Mickey Shaw	- -	- -	- -	- -	21 22	- -	- -	- -	- -	- -	- -	- -
Bill Simpson	- -	19 11	- -	- -	- -	- -	15 13	- -	- -	19 12	12 8	20 21
Jigger Sirois	13 5	16 18	- -	- -	- -	- -	- -	- -	- -	- -	- -	- -
Al Smith	- -	- -	- -	17 10	- -	- -	- -	12 8	19 20	- -	- -	25 16
Earl Smith	- -	25 21	- -	- -	- -	- -	- -	- -	- -	- -	- -	- -
George Snider	- -	20 14	15 16	- -	14 9	- -	- -	- -	13 5	18 20	- -	17 25
Ned Spath	- -	23 24	- -	- -	- -	- -	- -	- -	- -	- -	- -	- -
Wib Spaulding	- -	- -	- -	- -	- -	- -	14 17	- -	- -	- -	- -	- -
Gig Stephens	- -	- -	- -	- -	22 18	- -	- -	- -	- -	- -	- -	- -
Dave Strickland	19 7	22 23	- -	- -	- -	- -	- -	- -	- -	- -	- -	- -
Bud Tingelstad	- -	- -	18 15	9 4	13 13	- -	- -	5 4	16 24	15 11	11 5	15 15
Al Unser	1 22	2 13	- -	- -	- -	- -	3 9	- -	2 25	3 2	2 19	1 1
Bobby Unser	5 8	3 7	3 3	6 16	2 1	- -	7 16	- -	3 23	6 24	- -	5 2
Wes Vandervoort	- -	- -	- -	- -	- -	- 3	- -	- -	- -	- -	- -	- -
Rick Vermillion	- -	- -	- -	- -	- -	- 18	- -	- -	- -	- -	- -	- -
Hamilton Vose	- -	- -	- -	- -	- -	- -	- -	- -	- -	- -	- -	- -
Bill Vukovich Jr.	10 4	13 8	26 32	10 17	11 4	- -	13 19	1 13	15 6	12 22	- -	11 5
Bruce Walkup	- -	- -	28 33	- -	16 23	- -	- -	- -	- -	- -	- -	23 22
Greg Weld	17 13	- -	- -	Q8 REP	- -	- -	- -	- -	10 8	- -	- -	- -
Carl Williams	- -	- -	30 25	- -	- -	- -	- -	- -	- -	- -	- -	- -
Dempsey Wilson	18 15	24 20	- -	- -	- -	- -	- -	- -	- -	- -	- -	- -
LeeRoy Yarborough	- -	- -	8 23	- -	- -	- -	- -	- -	- -	- -	- -	- -
Clark Yowell	- -	- -	- -	- -	- -	- 8	- -	- -	- -	- -	- -	- -
Denny Zimmerman	15 11	- -	- -	- -	- -	- -	- -	- -	- -	- -	- -	- -

▼ RACES 13-24 CONTINUED ON NEXT PAGE ▼

(R) – Rookie

\*Pollard qualified fifth for Milwaukee event and was eliminated in 10-car accident at start of race. His original car was scored in 15th. Pollard then took over the car of Greg Weld and went on to win the race. Weld gets credit for a start but has no finishing position.

\*\*Official starting positions were not awarded for the Pikes Peak events, therefore only finishing positions are listed.

See page 84 for Track Key

## 1969 USAC Driver Index (RACES 13-24 of 24) – Starts/Finishes (continued)

DRIVERS (R-Z)	13 SPR ST/FN	14 DDIS ST/FN	15 DUQ ST/FN	16 ISF ST/FN	17 BRN ST/FN	18 BRN ST/FN	19 TREN ST/FN	20 SAC ST/FN	21 KENT ST/FN	22 KENT ST/FN	23 PHX ST/FN	24 RIV ST/FN
Porky Rachwitz	-	-	-	-	-	-	-	-	-	-	-	-
LaVerne Ravenstein	-	-	-	-	-	-	-	-	-	-	-	-
Peter Revson	-	-	-	-	-	-	-	-	-	-	-	-
Jim Reynard	-	-	-	-	-	-	-	-	-	-	-	-
Lloyd Ruby	-	-	-	-	-	-	-	-	-	-	5 2	-
Johnny Rutherford	-	7 7	12 14	-	12 11	-	19 12	-	6 19	-	18 4	11 5
Swede Savage	-	-	-	-	10 5	-	-	-	13 14	14 7	-	7 6
Don Schisler	-	-	-	-	-	-	-	-	-	-	-	-
Les Scott	-	-	-	-	-	-	25 20	-	-	-	-	-
Lou Sell	-	-	-	-	-	-	-	-	-	-	-	22 20
Sam Sessions	15 14	-	18 12	-	-	-	18 4	-	-	-	22 24	16 23
Mickey Shaw	-	-	-	-	-	-	-	-	-	-	-	-
Bill Simpson	-	-	-	-	18 12	10 7	-	-	-	-	15 15	17 8
Jigger Sirois	-	-	-	-	-	-	22 25	-	-	-	21 14	-
Al Smith	-	20 9	-	-	-	-	-	-	-	-	-	-
Earl Smith	-	-	-	-	-	-	-	-	-	-	-	-
George Snider	13 2	-	13 7	12 7	-	-	16 5	-	-	-	12 26	24 18
Ned Spath	-	-	-	-	-	-	-	-	-	-	-	-
Wib Spaulding	-	-	-	-	-	-	-	-	-	-	-	-
Gig Stephens	-	-	-	-	-	-	-	-	-	-	-	-
Dave Strickland	-	-	-	-	-	-	-	-	-	-	-	-
Bud Tingelstad	11 13	15 15	-	18 9	-	-	13 3	-	-	-	25 11	-
Al Unser	12 8	5 12	11 1	-	1 3	3 9	2 21	2 1	3 2	2 1	1 1	4 2
Bobby Unser	6 10	1 22	3 5	7 3	5 13	11 11	1 7	13 3	5 17	16 5	3 22	8 4
Wes Vandervoort	-	-	-	8 4	-	-	-	-	-	-	-	-
Rick Vermillion	-	-	-	-	-	-	-	-	-	-	-	-
Hamilton Vose	-	-	-	-	16 14	-	-	-	-	-	-	-
Bill Vukovich Jr.	8 3	-	7 4	15 14	-	-	10 24	6 13	15 9	9 17	10 6	21 27
Bruce Walkup	-	-	-	9 10	-	-	-	9 4	-	-	24 8	-
Greg Weld	1 16	-	1 17	1 5	-	-	-	1 12	-	-	-	-
Carl Williams	17 12	-	-	13 11	-	-	-	11 5	-	-	-	-
Dempsey Wilson	-	-	-	-	-	-	-	-	-	-	-	-
LeeRoy Yarborough	-	-	-	-	-	-	-	-	-	-	-	-
Clark Yowell	-	-	-	-	-	-	-	-	-	-	-	-
Denny Zimmerman	-	-	-	-	-	-	-	-	-	-	-	-

▲ RACES 1-12 SHOWN ON PREVIOUS PAGE ▲

(R) – Rookie

See page 84 for Track Key

## 1968 USAC Driver Performance Chart

Rank	Driver	Points	Starts	Running at Finish	Top Finish	Laps Led	Times Led	Laps Completed (2,975)	Miles Completed (4,314.865)	Earnings
1	Bobby Unser	4,330	25	15	1	613	21	2,055	3,162.119	\$260,984
2	Mario Andretti	4,319	27	18	1	458	15	2,215	3,167.365	107,802
3	Al Unser	2,895	28	14	1	458	12	2,067	2,961.987	64,101
4	Lloyd Ruby	2,799	23	11	1	241	7	1,757	2,651.938	93,595
5	Bill Vukovich Jr.	2,410	25	18	3	6	1	2,309	3,285.293	48,132
6	A.J. Foyt	1,860	20	8	1	252	4	1,120	1,846.220	81,453
7	Dan Gurney	1,800	5	4	1	192	4	396	998.320	91,571
8	Gary Bettenhausen	1,595	25	14	1	88	2	1,907	2,528.657	44,273
9	Mel Kenyon	1,355	8	4	3	0	0	878	1,380.500	55,149
10	Jim Malloy	1,265	24	14	3	0	0	1,641	2,265.008	30,465
11	Sam Sessions	1,260	14	8	4	0	0	1,487	2,092.280	28,818
12	Gordon Johncock	1,257	17	6	1	155	5	1,297	1,806.852	39,875
13	Roger McCluskey	1,228	23	7	1	80	6	1,554	2,098.527	36,515
14	Bud Tingelstad	1,016	18	13	2	0	0	1,854	2,507.010	30,154
15	Wally Dallenbach	960	19	9	3	48	2	1,567	1,896.575	27,645
16	George Snider	919	12	10	3	0	0	1,081	1,266.875	28,712
17	Larry Dickson	890	12	8	2	0	0	1,170	1,360.262	26,328
	Johnny Rutherford	890	17	6	4	0	0	1,261	1,986.620	26,889
19	Mike Mosley (R)	860	12	7	3	15	1	1,100	1,832.561	32,434
20	Joe Leonard	850	13	5	3	176	7	978	1,802.525	56,553
21	Jim McElreath	771	13	7	5	0	0	1,146	1,747.220	21,454
22	Ronnie Bucknum #	760	12	7	1	58	2	702	1,470.782	38,337
23	Art Pollard	696	20	8	5	134	8	1,585	2,406.485	29,734
24	Sonny Ates	520	9	5	5	0	0	776	1,037.500	8,674
25	Rick Muther	510	4	3	5	0	0	352	614.500	6,339
26	Ronnie Duman	400	2	1	6	0	0	201	499.500	19,334
27	Bruce Walkup	390	12	8	5	0	0	1,016	1,127.875	8,855
28	Max Dudley	285	13	8	7	0	0	1,048	1,332.580	8,982
29	Bill Puterbaugh	265	7	6	6	0	0	635	645.875	4,538
30	George Follmer	240	6	2	8	0	0	289	603.617	4,449
31	Arnie Knepper	206	15	4	6	0	0	982	1,260.210	18,144
32	George Benson	170	5	3	6	0	0	339	361.000	3,915
33	Bobby Grim	150	1	1	10	0	0	196	490.000	13,953
	Carl Williams	150	8	4	5	0	0	736	1,020.000	16,321
35	Jerry Daniels	120	3	3	8	0	0	282	292.875	2,837
36	Bob Veith	100	1	1	11	0	0	196	490.000	13,493
	Wib Spaulding	100	1	1	8	0	0	182	182.000	1,318
38	Chuck Booth	85	6	2	10	0	0	323	324.500	3,246
39	Porky Rachwitz	80	3	2	9	0	0	251	436.500	2,345
	Tom Bigelow (R)	80	2	1	6	0	0	137	137.000	1,544
	Rollie Beale	80	3	1	9	0	0	263	263.000	1,787
42	Chuck Hulse	75	2	1	8	0	0	218	253.500	1,063
	Jigger Sirois (R)	75	4	0	10	0	0	207	320.000	3,182
44	Bob Harkey	60	7	2	8	0	0	239	483.500	4,072
45	Denny Zimmerman	50	2	1	11	0	0	174	285.000	2,760
46	Bob Hurt	45	1	1	10	0	0	137	137.000	531
47	Ralph Liguori	40	5	1	9	0	0	204	206.750	1,716
48	Dempsey Wilson	30	3	2	11	0	0	258	319.000	1,569
	Roger West	30	2	1	10	0	0	182	182.000	1,030
	Bruce Jacobi	30	11	3	11	0	0	586	762.500	3,251
51	Al Smith	25	1	1	12	0	0	107	214.000	1,959
52	Ted Foltz	24	1	1	2	0	0	1	12.420	2,375
53	Wes Vandervoort	21	1	1	3	0	0	1	12.420	2,000
54	Paul Kleinschmidt	15	1	1	5	0	0	1	12.420	760
55	Malcolm Brazier	12	1	1	6	0	0	1	12.420	475
56	Bob Herring	9	1	1	7	0	0	1	12.420	238
57	Grier Manning	8	1	1	8	0	0	1	12.420	190
58	Ralph Bruning	6	1	1	9	0	0	1	12.420	142
59	Charlie Lowderman	5	1	1	10	0	0	1	12.420	95
60	Greg Weld	0	4	1	14	0	0	195	265.625	1,809
	Gig Stephens	0	3	0	14	0	0	117	117.000	591
	Jerry Grant	0	2	0	23	0	0	50	125.000	9,732
	Bay Darnell	0	2	0	14	0	0	56	56.000	774
	Jerry Colton	0	1	1	17	0	0	1	12.420	0
	Bob Daly	0	1	1	11	0	0	1	12.420	0

CONTINUED ON NEXT PAGE ►►

## WINS

1	Bobby Unser	5
	Al Unser	5
3	Mario Andretti	4
	A.J. Foyt	4
5	Dan Gurney	3
6	Lloyd Ruby	2
	Gordon Johncock	2
8	Gary Bettenhausen	1
	Ronnie Bucknum	1
	Roger McCluskey	1

## POLES

1	Mario Andretti	8
2	Al Unser	5
3	Dan Gurney	4
4	Joe Leonard	2
	Bobby Unser	2
	Gordon Johncock	2
7	Ronnie Bucknum	1
	Roger McCluskey	1
	Art Pollard	1
	Bill Vukovich Jr.	1

## 1968 USAC Driver Performance Chart *(continued)*

Rank	Driver	Points	Starts	Running at Finish	Top Finish	Laps Led	Times Led	Laps Completed (1,790)	Miles Completed (3,155.644)	Earnings
	Tom Dillon	0	1	1	18	0	0	1	12.420	\$0
	Butch Earley	0	1	1	15	0	0	1	12.420	0
	Gene Bergin	0	1	0	18	0	0	15	15.000	264
	Norm Brown	0	1	0	24	0	0	2	2.000	246
	Dick Heikes	0	1	1	7	0	0	1	12.420	0
	Jim Hurtubise	0	1	0	30	0	0	9	22.500	9,213
	Don Meacham	0	1	0	17	0	0	18	18.000	253
	Walt Miller	0	1	1	20	0	0	1	12.420	0
	Orville Nance	0	1	0	23	0	0	0	0.000	0
	Thurel Novotny	0	1	1	12	0	0	0	0.000	0
	Larry Overholser	0	1	0	24	0	0	0	0.000	0
	Gene Pacheco	0	1	1	21	0	0	1	12.420	0
	Henry Pens	0	1	0	17	0	0	94	94.000	527
	LaVerne Ravenstein	0	1	1	19	0	0	1	12.420	0
	Mickey Shaw	0	1	0	23	0	0	13	26.000	712
	Bill Simpson	0	1	0	27	0	0	5	13.000	500
	Don Thomas	0	1	1	15	0	0	30	30.000	47
	Jerry Titus	0	1	0	22	0	0	27	70.200	575
	Gene Willbanks	0	1	1	14	0	0	1	12.420	0
	Clark Yowell	0	1	1	16	0	0	1	12.420	0
	Chuck Arnold	0	1	0	20	0	0	9	9.000	132

### Not Eligible For Points

	John Cannon		6	6	2	0	0	292	754.200	5,645
	George Fejer		5	0	8	0	0	62	156.688	1,272
	Lou Sell		5	0	12	0	0	97	246.820	1,280
	Mark Donohue		3	2	4	0	0	113	282.802	2,341
	Jack Eiteljorg		3	2	9	0	0	71	184.780	946
	Bud Morley		2	1	8	0	0	65	170.860	874
	Lothar Motschenbacher		2	1	6	0	0	52	135.200	770
	Jochen Rindt		1	0	32	0	0	5	12.500	9,713
	Graham Hill		1	0	19	0	0	110	275.000	13,693
	Jack Brabham		1	0	23	0	0	27	70.200	550
	Denis Hulme		1	1	4	0	0	200	500.000	26,508
	Skip Scott		1	1	4	0	0	112	291.200	5,500
	Peter Revson		1	0	10	0	0	81	210.600	1,550

(R) – Rookie

#Ronnie Bucknum did not compete with a USAC license until after the events at Indianapolis Raceway Park.

\*No lap led was awarded for the Pikes Peak Hill Climb, however, a lap was awarded to the drivers that completed the climb.

\*\*No pole is awarded for the Pikes Peak Hill Climb.

## 1968 USAC Driver Index (RACES 1-14 of 28) – Starts/Finishes

DRIVERS (A-O)	1 HANF ST/FN	2 VEGAS ST/FN	3 PHX ST/FN	4 TREN ST/FN	5 IMS ST/FN	6 MIL ST/FN	7 MOS ST/FN	8 MOS ST/FN	9 LANG ST/FN	10 PP ST/FN	11 CAST ST/FN	12 NAZ ST/FN	13 IRP ST/FN	14 IRP ST/FN
Mario Andretti	3 23	3 2	2 15	1 2	4 33	9 2	2 2	2 2	5 17	- 4	5 15	4 2	1 2	2 2
Chuck Arnold	- -	- -	- -	23 20	- -	- -	- -	- -	- -	- -	- -	- -	- -	- -
Sonny Ates	19 15	- -	- -	20 22	- -	- -	- -	- -	22 6	- -	- -	- -	- -	- -
Rollie Beale	- -	- -	- -	21 15	- -	- -	- -	- -	- -	- -	- -	- -	- -	- -
George Benson	25 25	- -	- -	- -	- -	- -	- -	- -	- -	- -	- -	- -	- -	- -
Gene Bergin	- -	- -	- -	19 18	- -	- -	- -	- -	- -	- -	- -	- -	- -	- -
Gary Bettenhausen	16 10	14 10	21 13	- -	22 24	- -	17 10	10 13	9 3	- -	21 7	6 4	10 21	21 12
Tom Bigelow (R)	- -	- -	- -	- -	- -	- -	- -	- -	- -	- -	- -	- -	- -	- -
Chuck Booth	- -	- -	- -	- -	- -	- -	- -	- -	20 10	- -	- -	16 18	- -	- -
Jack Brabham	- -	- -	- -	- -	- -	- -	- -	- -	- -	- -	- -	- -	- -	- -
Malcolm Brazier	- -	- -	- -	- -	- -	- -	- -	- -	- -	6	- -	- -	- -	- -
Norm Brown	- -	- -	- -	- -	- -	18 24	- -	- -	- -	- -	- -	- -	- -	- -
Ralph Bruning	- -	- -	- -	- -	- -	- -	- -	- -	- -	9	- -	- -	- -	- -
Ronnie Bucknum	- -	- -	- -	- -	19 21	- -	6 5	5 3	- -	- -	1 19	- -	7 6	6 4
John Cannon	- -	- -	- -	- -	- -	- -	- -	- -	- -	- -	17 10	- -	11 8	8 8
Jerry Colton	- -	- -	- -	- -	- -	- -	- -	- -	- -	17	- -	- -	- -	- -
Wally Dallenbach	13 7	- -	12 4	8 3	12 17	5 7	- -	- -	2 15	- -	- -	18 11	- -	- -
Bob Daly	- -	- -	- -	- -	- -	- -	- -	- -	- -	11	- -	- -	- -	- -
Jerry Daniels	- -	- -	- -	- -	- -	- -	- -	- -	- -	- -	- -	8 10	- -	- -
Bay Darnell	- -	- -	- -	22 14	- -	22 23	- -	- -	- -	- -	- -	- -	- -	- -
Larry Dickson	- -	- -	14 12	- -	33 28	15 6	- -	14 11	15 5	- -	- -	9 6	- -	- -
Tom Dillon	- -	- -	- -	- -	- -	- -	- -	- -	- -	18	- -	- -	- -	- -
Mark Donohue	- -	- -	- -	- -	- -	- -	11 6	6 4	- -	- -	- -	- -	- -	- -
Max Dudley	26 17	- -	- -	18 9	- -	24 15	- -	- -	19 7	- -	23 18	- -	- -	- -
Ronnie Duman	- -	- -	- -	- -	26 6	14 22	- -	- -	- -	- -	- -	- -	- -	- -
Butch Earley	- -	- -	- -	- -	- -	- -	- -	- -	- -	15	- -	- -	- -	- -
Jack Eiteljorg	- -	- -	- -	- -	- -	- -	- -	- -	- -	- -	18 23	- -	- -	- -
George Fejer	- -	- -	- -	- -	- -	- -	16 12	12 15	- -	- -	- -	- -	- -	- -
George Follmer	17 11	6 15	22 24	- -	- -	- -	8 11	11 10	- -	- -	- -	- -	- -	- -
Ted Foltz	- -	- -	- -	- -	- -	- -	- -	- -	- -	2	- -	- -	- -	- -
A.J. Foyt	11 4	7 13	5 23	5 21	8 20	6 14	- -	- -	- -	- -	4 1	- -	17 4	4 3
Jerry Grant	- -	- -	- -	- -	15 23	- -	- -	- -	- -	- -	- -	- -	- -	23 23
Bobby Grim	- -	- -	- -	- -	25 10	- -	- -	- -	- -	- -	- -	- -	- -	- -
Dan Gurney	- -	1 16	- -	- -	10 2	- -	1 1	1 1	- -	- -	- -	- -	- -	- -
Bob Harkey	- -	- -	- -	- -	- -	- -	- -	- -	14 13	- -	- -	- -	21 20	20 17
Dick Heikes	- -	- -	- -	- -	- -	- -	- -	- -	- -	13	- -	- -	- -	- -
Bob Herring	- -	- -	- -	- -	- -	- -	- -	- -	- -	7	- -	- -	- -	- -
Graham Hill	- -	- -	- -	- -	2 19	- -	- -	- -	- -	- -	- -	- -	- -	- -
Denis Hulme	- -	- -	- -	- -	20 4	- -	- -	- -	- -	- -	- -	- -	- -	- -
Chuck Hulse	15 21	- -	18 8	- -	- -	- -	- -	- -	- -	- -	- -	- -	- -	- -
Bob Hurt	- -	- -	24 10	- -	- -	- -	- -	- -	- -	- -	- -	- -	- -	- -
Jim Hurtubise	- -	- -	- -	- -	30 30	- -	- -	- -	- -	- -	- -	- -	- -	- -
Bruce Jacobi	24 19	- -	20 21	17 19	- -	- -	- -	- -	18 22	- -	- -	- -	24 15	15 13
Gordon Johncock	7 1	16 7	6 18	9 4	9 27	8 12	7 13	13 DNS	1 1	- -	3 25	- -	23 5	5 16
Mel Kenyon	10 8	- -	9 3	13 10	17 3	- -	- -	- -	- -	- -	- -	- -	- -	- -
Paul Kleinschmidt	- -	- -	- -	- -	- -	- -	- -	- -	- -	5	- -	- -	- -	- -
Arnie Knepper	20 24	- -	- -	- -	32 25	- -	- -	- -	- -	- -	22 24	17 15	20 11	11 22
Joe Leonard	6 22	9 3	11 22	7 8	1 12	4 18	12 7	7 6	- -	- -	8 8	- -	2 14	14 DNS
Ralph Liguori	- -	- -	- -	- -	- -	- -	- -	- -	- -	- -	- -	15 16	- -	- -
Charles Louderman	- -	- -	- -	- -	- -	- -	- -	- -	- -	10	- -	- -	- -	- -
Jim Malloy	- -	- -	8 9	11 11	14 22	17 10	10 8	8 8	11 20	- -	11 3	- -	9 17	17 10
Grier Manning	- -	- -	- -	- -	- -	- -	- -	- -	- -	8	- -	- -	- -	- -
Roger McCluskey	5 6	5 12	3 14	2 16	7 29	1 20	4 3	3 14	7 9	- -	6 17	- -	16 19	19 7
Jim McElreath	- -	- -	- -	- -	13 14	- -	- -	- -	- -	- -	20 22	- -	14 10	10 11
Don Meacham	- -	- -	- -	- -	- -	- -	- -	- -	- -	- -	- -	- -	- -	- -
Walt Miller	- -	- -	- -	- -	- -	- -	- -	- -	- -	20	- -	- -	- -	- -
Bud Morley	- -	- -	- -	- -	- -	- -	- -	- -	- -	- -	25 16	- -	- -	- -
Mike Mosley (R)	- -	- -	- -	- -	27 8	19 19	14 16	16 9	16 4	- -	13 14	- -	19 9	16 DNS
Lothar Motschenbacher	- -	- -	- -	- -	- -	- -	- -	- -	- -	- -	- -	- -	- -	- -
Rick Muther	- -	- -	- -	16 7	- -	- -	- -	- -	- -	- -	15 6	- -	- -	- -
Orville Nance	- -	- -	- -	- -	- -	- -	- -	- -	- -	23	- -	- -	- -	- -
Thurel Novotny	- -	- -	- -	- -	- -	- -	- -	- -	- -	12	- -	- -	- -	- -
Larry Overholser	- -	- -	- -	- -	- -	- -	- -	- -	- -	24	- -	- -	- -	- -

DRIVERS P-Z CONTINUED ON PAGE 248 ►►

► RACES 15-28 CONTINUED ON NEXT PAGE



## 1968 USAC Driver Index (RACES 15-28 of 28) – Starts/Finishes (continued)

DRIVERS (A-O)	15 LANG ST/FN	16 LANG ST/FN	17 ST.JOV ST/FN	18 ST.JOV ST/FN	19 SPR ST/FN	20 MIL ST/FN	21 DUQ ST/FN	22 ISF ST/FN	23 TREN ST/FN	24 SAC ST/FN	25 MICH ST/FN	26 HANF ST/FN	27 PHX ST/FN	28 RIV ST/FN
Mario Andretti	14 23	- -	1 1	1 1	6 18	6 2	6 1	1 2	2 1	1 4	1 2	2 3	1 24	2 18
Chuck Arnold	- -	- -	- -	- -	- -	- -	- -	- -	- -	- -	- -	- -	- -	- -
Sonny Ates	17 8	8 13	- -	- -	- -	- -	- -	- -	22 26	- -	21 5	20 9	23 16	- -
Rollie Beale	18 19	- -	- -	- -	- -	- -	- -	- -	25 9	- -	- -	- -	- -	- -
George Benson	- -	- -	- -	- -	- -	- -	18 9	13 8	- -	17 6	- -	26 22	- -	- -
Gene Bergin	- -	- -	- -	- -	- -	- -	- -	- -	- -	- -	- -	- -	- -	- -
Gary Bettenhausen	13 13	13 12	6 13	15 13	2 13	19 5	16 4	8 4	3 12	3 2	13 21	8 21	13 1	22 19
Tom Bigelow (R)	- -	- -	- -	- -	- -	- -	12 6	- -	- -	14 14	- -	- -	- -	- -
Chuck Booth	23 11	11 18	- -	- -	9 14	- -	- -	16 11	- -	- -	- -	- -	- -	- -
Jack Brabham	- -	- -	- -	- -	- -	- -	- -	- -	- -	- -	- -	- -	- -	6 23
Malcolm Brazier	- -	- -	- -	- -	- -	- -	- -	- -	- -	- -	- -	- -	- -	- -
Norm Brown	- -	- -	- -	- -	- -	- -	- -	- -	- -	- -	- -	- -	- -	- -
Ralph Bruning	- -	- -	- -	- -	- -	- -	- -	- -	- -	- -	- -	- -	- -	- -
Ronnie Bucknum	- -	- -	12 3	3 4	- -	- -	- -	- -	- -	- -	8 1	21 20	12 14	13 13
John Cannon	- -	- -	4 6	6 2	- -	- -	- -	- -	- -	- -	- -	- -	- -	15 9
Jerry Colton	- -	- -	- -	- -	- -	- -	- -	- -	- -	- -	- -	- -	- -	- -
Wally Dallenbach	10 3	3 5	16 20	- -	16 7	3 20	- -	10 13	7 18	10 9	4 22	13 23	18 25	20 29
Bob Daly	- -	- -	- -	- -	- -	- -	- -	- -	- -	- -	- -	- -	- -	- -
Jerry Daniels	- -	- -	- -	- -	- -	- -	11 8	11 9	- -	- -	- -	- -	- -	- -
Bay Darnell	- -	- -	- -	- -	- -	- -	- -	- -	- -	- -	- -	- -	- -	- -
Larry Dickson	- -	- -	- -	- -	12 2	- -	- -	9 7	- -	7 7	19 8	17 26	17 8	- -
Tom Dillon	- -	- -	- -	- -	- -	- -	- -	- -	- -	- -	- -	- -	- -	- -
Mark Donohue	- -	- -	- -	- -	- -	- -	- -	- -	- -	- -	- -	- -	- -	5 21
Max Dudley	25 16	16 10	18 11	10 7	- -	21 12	- -	- -	21 21	- -	26 26	22 12	- -	- -
Ronnie Duman	- -	- -	- -	- -	- -	- -	- -	- -	- -	- -	- -	- -	- -	- -
Butch Earley	- -	- -	- -	- -	- -	- -	- -	- -	- -	- -	- -	- -	- -	- -
Jack Eiteljorg	- -	- -	15 10	9 9	- -	- -	- -	- -	- -	- -	- -	- -	- -	- -
George Fejer	- -	- -	17 14	12 12	- -	- -	- -	- -	- -	- -	- -	- -	- -	- -
George Follmer	- -	- -	- -	- -	- -	- -	- -	- -	- -	- -	- -	- -	- -	19 8
Ted Foltz	- -	- -	- -	- -	- -	- -	- -	- -	- -	- -	- -	- -	- -	- -
A.J. Foyt	- -	- -	10 18	- -	3 17	10 24	3 2	7 1	5 24	2 1	9 14	7 1	3 23	8 20
Jerry Grant	- -	- -	- -	- -	- -	- -	- -	- -	- -	- -	- -	- -	- -	- -
Bobby Grim	- -	- -	- -	- -	- -	- -	- -	- -	- -	- -	- -	- -	- -	- -
Dan Gurney	- -	- -	- -	- -	- -	- -	- -	- -	- -	- -	- -	- -	- -	1 1
Bob Harkey	- -	- -	19 12	11 8	- -	- -	- -	- -	23 23	- -	20 13	- -	- -	- -
Dick Heikes	- -	- -	- -	- -	- -	- -	- -	- -	- -	- -	- -	- -	- -	- -
Bob Herring	- -	- -	- -	- -	- -	- -	- -	- -	- -	- -	- -	- -	- -	- -
Graham Hill	- -	- -	- -	- -	- -	- -	- -	- -	- -	- -	- -	- -	- -	- -
Denis Hulme	- -	- -	- -	- -	- -	- -	- -	- -	- -	- -	- -	- -	- -	- -
Chuck Hulse	- -	- -	- -	- -	- -	- -	- -	- -	- -	- -	- -	- -	- -	- -
Bob Hurt	- -	- -	- -	- -	- -	- -	- -	- -	- -	- -	- -	- -	- -	- -
Jim Hurtubise	- -	- -	- -	- -	- -	- -	- -	- -	- -	- -	- -	- -	- -	- -
Bruce Jacobi	- -	19 19	- -	- -	- -	- -	7 12	- -	- -	15 11	- -	23 16	26 18	- -
Gordon Johncock	1 21	- -	8 15	- -	- -	9 15	- -	- -	14 19	- -	- -	- -	8 7	12 11
Mel Kenyon	- -	- -	- -	- -	- -	16 22	- -	- -	- -	- -	10 4	12 24	16 13	- -
Paul Kleinschmidt	- -	- -	- -	- -	- -	- -	- -	- -	- -	- -	- -	- -	- -	- -
Arnie Knepper	22 18	- -	- -	- -	13 11	23 10	17 16	12 6	18 14	- -	24 20	- -	11 12	28 15
Joe Leonard	- -	- -	- -	- -	- -	2 16	- -	- -	- -	- -	1 4	- -	- -	3 17
Ralph Liguori	21 20	- -	- -	- -	18 9	- -	15 17	18 18	- -	- -	- -	- -	- -	- -
Charles Louderman	- -	- -	- -	- -	- -	- -	- -	- -	- -	- -	- -	- -	- -	- -
Jim Malloy	7 5	5 3	20 4	4 3	11 5	20 8	10 15	14 14	10 11	4 18	18 24	10 11	4 22	24 24
Grier Manning	- -	- -	- -	- -	- -	- -	- -	- -	- -	- -	- -	- -	- -	- -
Roger McCluskey	4 22	- -	- -	- -	4 1	8 23	9 5	4 12	8 2	12 12	6 25	5 10	7 11	23 12
Jim McEreath	3 7	7 17	14 7	7 10	- -	15 9	- -	- -	16 15	- -	- -	18 5	15 6	29 28
Don Meacham	- -	- -	- -	- -	- -	- -	- -	- -	- -	18 17	- -	- -	- -	- -
Walt Miller	- -	- -	- -	- -	- -	- -	- -	- -	- -	- -	- -	- -	- -	- -
Bud Morley	- -	- -	13 8	- -	- -	- -	- -	- -	- -	- -	- -	- -	- -	- -
Mike Mosley (R)	- -	- -	- -	- -	- -	12 17	- -	- -	- -	- -	11 3	15 13	20 9	21 14
Lothar Motschenbacher	- -	- -	9 17	13 6	- -	- -	- -	- -	- -	- -	- -	- -	- -	- -
Rick Muther	- -	- -	- -	- -	- -	- -	- -	- -	- -	- -	- -	- -	25 21	26 5
Orville Nance	- -	- -	- -	- -	- -	- -	- -	- -	- -	- -	- -	- -	- -	- -
Thurel Novotny	- -	- -	- -	- -	- -	- -	- -	- -	- -	- -	- -	- -	- -	- -
Larry Overholser	- -	- -	- -	- -	- -	- -	- -	- -	- -	- -	- -	- -	- -	- -

DRIVERS P-Z CONTINUED ON PAGE 249 ►►

## 1968 USAC Driver Index (RACES 1-14 of 28) – Starts/Finishes (continued)

DRIVERS (P-Z)	1 HANF ST/FN	2 VEGAS ST/FN	3 PHX ST/FN	4 TREN ST/FN	5 IMS ST/FN	6 MIL ST/FN	7 MOS ST/FN	8 MOS ST/FN	9 LANG ST/FN	10 PP ST/FN	11 CAST ST/FN	12 NAZ ST/FN	13 IRP ST/FN	14 IRP ST/FN
Gene Pacheco	- -	- -	- -	- -	- -	- -	- -	- -	- -	- 21	- -	- -	- -	- -
Henry Pens	- -	- -	- -	- -	- -	- -	- -	- -	- -	- -	- -	- -	- -	- -
Art Pollard	2 16	12 8	16 5	12 13	11 13	3 16	13 14	- -	3 18	- -	12 5	- -	13 7	7 9
Bill Puterbaugh	- -	- -	- -	- -	- -	23 17	- -	- -	23 8	- -	- -	7 9	- -	- -
Porky Rachwitz	18 12	15 9	- -	- -	- -	- -	- -	- -	- -	- -	- -	- -	- -	- -
LaVerne Ravenstein	- -	- -	- -	- -	- -	- -	- -	- -	- -	- 19	- -	- -	- -	- -
Peter Revson	- -	- -	- -	- -	- -	- -	- -	- -	- -	- -	- -	- -	- -	- -
Jochen Rindt	- -	- -	- -	- -	16 32	- -	- -	- -	- -	- -	- -	- -	- -	- -
Lloyd Ruby	4 3	8 4	4 2	3 12	5 5	7 1	9 15	15 12	6 21	- -	7 2	5 17	4 23	23 15
Johnny Rutherford	14 20	10 11	10 17	- -	21 18	10 4	- -	- -	- -	- -	14 20	- -	15 24	24 20
Skip Scott	- -	- -	- -	- -	- -	- -	- -	- -	- -	- -	- -	- -	- -	- -
Lou Sell	- -	- -	- -	- -	- -	- -	- -	- -	- -	- -	16 21	- -	8 12	12 14
Sam Sessions	- -	- -	- -	- -	31 9	21 11	- -	- -	17 16	- -	24 12	- -	18 22	22 19
Mickey Shaw	- -	- -	- -	- -	- -	- -	- -	- -	- -	- -	- -	- -	- -	- -
Bill Simpson	- -	- -	- -	- -	- -	- -	- -	- -	- -	- -	- -	- -	- -	- -
Jigger Sirois (R)	- -	- -	- -	- -	- -	- -	- -	- -	- -	- -	- -	- -	- -	- -
Al Smith	- -	- -	- -	- -	- -	- -	- -	- -	- -	- -	- -	- -	- -	- -
George Snider	12 9	13 5	15 6	14 6	29 31	16 8	- -	- -	- -	- -	- -	11 8	- -	- -
Wib Spaulding	- -	- -	- -	- -	- -	- -	- -	- -	- -	- -	- -	- -	- -	- -
Gig Stephens	- -	- -	- -	- -	- -	- -	- -	- -	21 23	- -	- -	- -	- -	- -
Bud Tingelstad	23 18	- -	13 7	15 DNS	18 16	13 9	- -	- -	10 19	- -	19 13	13 13	12 16	9 5
Don Thomas	- -	- -	- -	- -	- -	- -	- -	- -	- -	- -	- -	- -	- -	- -
Jerry Titus	- -	- -	- -	- -	- -	- -	- -	- -	- -	- -	- -	- -	- -	- -
Al Unser	9 2	4 14	7 16	6 17	6 26	12 3	5 4	4 5	8 12	- 22	10 4	2 1	5 1	1 1
Bobby Unser	1 5	2 1	1 1	4 1	3 1	2 21	3 17	- -	4 2	- 1	2 11	12 7	3 3	3 21
Wes Vandervoort	- -	- -	- -	- -	- -	- -	- -	- -	- -	- 3	- -	- -	- -	- -
Bob Veith	- -	- -	- -	- -	24 11	- -	- -	- -	- -	- -	- -	- -	- -	- -
Bill Vukovich Jr.	8 26	11 6	17 19	10 5	23 7	11 13	15 9	9 7	12 14	- -	9 9	1 3	6 13	13 6
Bruce Walkup	22 13	- -	19 20	- -	- -	20 5	- -	- -	13 11	- -	- -	14 12	22 18	18 18
Greg Weld	- -	- -	- -	- -	- -	- -	- -	- -	- -	- -	- -	10 14	- -	- -
Roger West	- -	- -	- -	- -	- -	- -	- -	- -	- -	- -	- -	- -	- -	- -
Gene Willbanks	- -	- -	- -	- -	- -	- -	- -	- -	- -	- 14	- -	- -	- -	- -
Carl Williams	- -	- -	- -	- -	28 15	- -	- -	- -	- -	- -	- -	3 5	- -	- -
Dempsey Wilson	21 14	17 17	23 11	- -	- -	- -	- -	- -	- -	- -	- -	- -	- -	- -
Clark Yowell	- -	- -	- -	- -	- -	- -	- -	- -	- -	- 16	- -	- -	- -	- -
Denny Zimmerman	- -	- -	- -	- -	- -	- -	- -	- -	- -	- -	- -	- -	- -	- -

▼ RACES 15-28 CONTINUED ON NEXT PAGE ▼

(R) – Rookie

\*\*Official starting positions were not awarded for the Pikes Peak events, therefore only finishing positions are listed.

See page 84 for Track Key

## 1968 USAC Driver Index (RACES 15-28 of 28) – Starts/Finishes (continued)

DRIVERS (P-Z)	15 LANG ST/FN	16 LANG ST/FN	17 ST.JOV ST/FN	18 ST.JOV ST/FN	19 SPR ST/FN	20 MIL ST/FN	21 DUQ ST/FN	22 ISF ST/FN	23 TREN ST/FN	24 SAC ST/FN	25 MICH ST/FN	26 HANF ST/FN	27 PHX ST/FN	28 RIV ST/FN
Gene Pacheco	-	-	-	-	-	-	-	-	-	-	-	-	-	-
Henry Pens	-	-	-	-	-	-	-	-	26	17	-	-	-	-
Art Pollard	9	26	-	-	-	1	14	14	14	17	10	6	10	10
Bill Puterbaugh	24	12	12	9	-	-	10	6	-	-	-	-	-	-
Porky Rachwitz	-	-	-	-	-	-	-	-	-	-	-	25	17	-
LaVerne Ravenstein	-	-	-	-	-	-	-	-	-	-	-	-	-	-
Peter Revson	-	-	-	-	-	-	-	-	-	-	-	-	-	16
Jochen Rindt	-	-	-	-	-	-	-	-	-	-	-	-	-	-
Lloyd Ruby	2	10	10	6	5	19	14	14	-	7	1	-	4	16
Johnny Rutherford	8	25	-	-	11	5	5	5	-	13	11	-	17	5
Skip Scott	-	-	-	-	-	-	-	-	-	-	-	-	-	18
Lou Sell	-	-	-	7	16	-	-	-	-	-	-	-	-	11
Sam Sessions	11	4	4	11	-	-	-	11	6	-	-	12	4	-
Mickey Shaw	-	-	-	-	-	-	-	-	-	-	-	22	23	-
Bill Simpson	-	-	-	-	-	-	-	-	-	-	-	-	-	30
Jigger Sirois (R)	-	-	-	-	-	17	16	22	21	-	-	19	25	-
Al Smith	-	-	-	-	-	-	-	-	-	-	-	23	12	-
George Snider	-	-	-	-	-	8	3	-	13	10	5	3	-	8
Wib Spaulding	-	-	-	-	-	-	-	-	-	24	8	-	-	-
Gig Stephens	20	14	14	14	-	-	-	-	-	-	-	-	-	-
Bud Tingelstad	12	15	15	2	-	-	15	8	17	18	-	13	3	5
Don Thomas	-	-	18	15	-	-	-	-	-	-	-	-	-	-
Jerry Titus	-	-	-	-	-	-	-	-	-	-	-	-	-	7
Al Unser	6	1	1	1	2	9	8	15	1	12	5	3	1	7
Bobby Unser	5	2	2	16	3	2	2	11	-	-	4	4	5	18
Wes Vandervoort	-	-	-	-	-	-	-	-	-	-	-	-	-	-
Bob Veith	-	-	-	-	-	-	-	-	-	-	-	-	-	-
Bill Vukovich Jr.	15	6	6	4	-	-	5	4	14	7	4	3	6	5
Bruce Walkup	16	9	9	7	-	-	14	15	18	13	-	-	9	5
Greg Weld	26	24	-	-	-	-	-	-	-	15	17	-	-	-
Roger West	-	-	-	-	-	7	10	24	19	-	-	-	-	-
Gene Willbanks	-	-	-	-	-	-	-	-	-	-	-	-	-	-
Carl Williams	19	17	17	8	-	-	-	-	8	13	-	9	13	16
Dempsey Wilson	-	-	-	-	-	-	-	-	-	-	-	-	-	-
Clark Yowell	-	-	-	-	-	-	-	-	-	-	-	-	-	-
Denny Zimmerman	-	-	-	-	-	-	-	-	-	20	20	-	25	11

(R) – Rookie

See page 84 for Track Key

## 1967 USAC Driver Performance Chart

Rank	Driver	Points	Starts	Running at Finish	Top Finish	Laps Led	Times Led	Laps Completed (2,349)	Miles Completed (3,172.534)	Earnings
1	A.J. Foyt	3,440	20	15	1	317	7	1,897	2,684.314	\$153,815
2	Mario Andretti	3,360	19	15	1	785	12	1,559	2,057.551	83,296
3	Bobby Unser	3,020	21	14	1	254	8	1,827	2,585.634	62,294
4	Gordon Johncock	2,690	16	13	1	113	2	1,694	2,318.364	61,673
5	Al Unser	2,505	20	11	2	165	5	1,682	2,378.714	80,436
6	Lloyd Ruby	2,090	15	11	1	211	3	1,304	1,908.889	44,096
7	Jim McElreath	1,750	16	11	4	0	0	1,735	2,252.025	37,235
8	Roger McCluskey	1,620	18	9	2	75	4	1,459	1,909.489	45,421
9	Joe Leonard	1,575	14	10	3	63	2	1,342	1,989.155	45,710
10	Bud Tingelstad	965	17	12	3	0	0	1,680	2,185.096	27,854
11	Art Pollard	655	10	6	5	108	1	937	1,365.278	22,804
12	Arnie Knepper	595	9	6	5	0	0	796	1,168.364	17,599
13	Carl Williams	585	16	9	4	0	0	1,266	1,808.237	24,314
14	Mel Kenyon	500	9	6	5	0	0	1,172	1,544.100	21,151
15	Bill Vukovich Jr. (R)	470	11	7	4	0	0	791	1,035.800	10,222
16	Chuck Hulse	460	5	3	7	0	0	530	900.300	21,036
17	Larry Dickson	425	17	8	4	0	0	1,359	1,736.719	23,563
18	Ronnie Duman	420	13	7	6	0	0	1,287	1,713.600	20,088
19	Wally Dallenbach	410	16	6	4	0	0	1,114	1,517.571	19,711
20	Parnelli Jones	400	1	0	6	171	4	196	490.000	18,392
21	Johnny Rutherford	315	16	8	5	0	0	954	1,479.996	18,848
22	Bob Hurt	290	13	4	6	0	0	642	813.318	5,271
23	Jim Hurtubise	280	11	5	5	0	0	708	1,026.480	6,969
24	Bob Harkey	230	7	4	7	0	0	648	681.557	5,588
25	Norm Brown (R)	220	9	4	4	0	0	698	698.000	6,653
26	Wes Vandervoort	200	1	1	1	0	0	1	12.420	3,800
27	Jim Malloy	195	8	4	6	0	0	624	940.775	4,288
28	Bruce Walkup (R)	170	4	4	6	15	2	477	477.000	4,614
29	Ted Foltz	160	1	1	2	0	0	1	12.420	2,375
30	Dan Morgan	140	1	1	3	0	0	1	12.420	1,900
	George Snider	140	8	1	3	0	0	330	367.000	13,932
32	Greg Weld	120	2	1	6	0	0	270	270.000	1,671
	Gig Stephens	120	2	1	6	0	0	191	191.000	1,649
	Orville Nance	120	1	1	4	0	0	1	12.420	1,425
	Mike Mosley (R)	120	2	2	7	0	0	320	384.000	2,430
	Ralph Liguori	120	6	6	9	0	0	540	591.065	4,373
	Rick Muther	120	7	5	10	0	0	322	539.446	3,898
38	Bob Veith	100	1	1	11	0	0	189	472.500	14,348
	Sam Sessions	100	2	1	8	0	0	215	215.000	1,320
40	Paul Kleinschmidt	80	1	1	6	0	0	1	12.420	475
	Jerry Grant (R)	80	11	5	8	0	0	832	1,360.361	16,240
42	Don Wilcox	60	1	1	7	0	0	1	12.420	238
	Bob Wente	60	1	1	7	0	0	95	95.000	828
	Gary Bettenhausen (R)	60	3	2	11	0	0	296	360.500	2,276
45	Ralph Bruning	50	1	1	8	0	0	1	12.420	190
46	Bob Tattersall	45	1	0	10	0	0	134	134.000	957
	Gary Congdon	45	7	3	10	0	0	472	589.304	2,713
48	Grier Manning	40	1	1	9	0	0	1	12.420	143
	Al Miller	40	11	5	11	0	0	927	1,277.300	14,441
50	George Benson	30	1	1	11	0	0	140	140.000	506
	Bob Daly	30	1	1	10	0	0	1	12.420	95
52	Charlie Lowderman	20	1	1	11	0	0	1	12.420	0
	Mickey Shaw	20	2	2	12	0	0	256	256.000	1,230
54	Bob Herring	10	1	1	12	0	0	1	12.420	0
	Rollie Beale	10	2	1	12	0	0	124	124.000	1,498
	Jerry Daniels	10	1	1	12	0	0	93	93.000	541
57	Bobby Grim	0	5	2	13	0	0	570	913.500	15,633
	Bruce Jacobi	0	5	1	14	0	0	472	499.200	2,203
	Bill Puterbaugh	0	3	2	13	0	0	232	232.000	1,642
	Al Smith	0	3	0	15	0	0	97	129.500	991
	Malcolm Brazier	0	1	0	15	0	0	1	12.420	0
	Cotton Farmer	0	1	0	18	0	0	1	12.420	0
	Don Anderson	0	1	0	16	0	0	1	12.420	0
	Butch Hardman	0	1	0	17	0	0	1	12.420	0
	Chuck Arnold	0	1	0	15	0	0	107	107.000	573

CONTINUED ON NEXT PAGE ►►

## WINS

1	Mario Andretti	8
2	A.J. Foyt	5
3	Bobby Unser	2
	Gordon Johncock	2
	Lloyd Ruby	2
6	Dan Gurney	1
	Wes Vandervoort	1

## POLES

1	Bobby Unser	5
2	Mario Andretti	4
3	Lloyd Ruby	2
	Gordon Johncock	2
	Bruce Walkup (R)	2
6	Larry Dickson	1
	Dan Gurney	1
	Roger McCluskey	1
	Art Pollard	1
	Al Unser	1

**1967 USAC Driver Performance Chart** *(continued)*

Rank	Driver	Points	Starts	Running at Finish	Top Finish	Laps Led	Times Led	Completed (2,349)	Laps Completed (3,172.534)	Miles Earnings
	Larry Overholser	0	1	1	13	0	0	1	12.420	\$500
	Gene Pacheco	0	1	0	20	0	0	1	12.420	0
	Chuck Parsons	0	1	0	15	0	0	67	174.200	800
	Lucien Bianchi	0	1	0	17	0	0	57	57.000	476
	Rick Vermillion	0	1	0	19	0	0	1	12.420	0
<b>Not Eligible For Points</b>										
	Ronnie Bucknum		5	4	3	0	0	252	605.954	4,000
	George Follmer		3	1	6	0	0	200	409.100	2,842
	Dan Gurney		2	1	1	70	6	276	701.600	27,498
	Jimmy Clark		2	0	22	1	1	60	152.500	9,923
	Lothar Motschenbacher		2	1	9	0	0	151	163.800	1,048
	Jochen Rindt		1	0	24	0	0	108	270.000	10,571
	Denis Hulme		1	1	4	0	0	197	492.500	28,177
	Jackie Stewart		1	0	18	0	0	168	420.000	12,796
	Graham Hill		1	0	32	0	0	23	57.500	9,935
	John Surtees		1	0	20	0	0	31	80.600	600
	Cale Yarborough		1	0	17	0	0	176	440.000	11,900
	Lee Roy Yarbrough		1	0	27	0	0	87	217.500	10,015
	Peter Revson		1	1	13	0	0	133	133.000	414
	Jerry Titus		1	1	10	0	0	100	260.000	1,350

(R) – Rookie

\*No lap led was awarded for the Pikes Peak Hill Climb, however, a lap was awarded to the drivers that completed the climb

\*\*No pole is awarded for the Pikes Peak Hill Climb

DRIVER PERFORMANCE AND INDEX CHARTS

1967 USAC Driver Index (RACES 1-12 of 21) – Starts/Finishes

DRIVERS (A-R)	1 PHX ST/FN	2 TREN ST/FN	3 IMS ST/FN	4 MIL ST/FN	5 LANG ST/FN	6 PP ST/FN	7 MOS ST/FN	8 MOS ST/FN	9 IRP ST/FN	10 LANG ST/FN	11 ST.JOV ST/FN	12 ST.JOV ST/FN
Don Anderson	-	-	-	-	-	- 16	-	-	-	-	-	-
Mario Andretti	-	1 1	1 30	-	6 3	- 14	15 21	20 11	2 1	2 1	3 1	1 1
Chuck Arnold	-	-	-	-	-	-	-	-	-	-	-	-
Rollie Beale	-	-	-	-	-	-	-	-	-	-	-	-
George Benson	23 11	-	-	-	-	-	-	-	-	-	-	-
Gary Bettenhausen (R)	-	-	-	-	-	-	-	-	-	-	-	-
Lucien Bianchi	-	9 17	-	-	-	-	-	-	-	-	-	-
Malcolm Brazier	-	-	-	-	-	- 15	-	-	-	-	-	-
Norm Brown (R)	14 16	-	-	20 15	19 9	-	-	-	15 24	-	-	-
Ralph Bruning	-	-	-	-	-	- 8	-	-	-	-	-	-
Ronnie Bucknum	-	-	-	-	-	-	-	21 18	10 9	-	2 3	3 12
Jim Clark	-	-	16 31	-	-	-	-	-	-	-	-	-
Gary Congdon	17 22	-	-	-	-	-	14 20	-	18 14	24 10	22 16	15 19
Wally Dallenbach	18 18	-	15 29	8 5	21 12	-	13 12	12 12	24 15	12 4	11 8	8 15
Bob Daly	-	-	-	-	-	- 10	-	-	-	-	-	-
Jerry Daniels	-	-	-	-	-	-	-	-	-	-	-	-
Larry Dickson	13 20	15 16	21 15	18 9	14 21	-	20 19	19 16	16 21	17 8	10 9	9 18
Ronnie Duman	-	17 19	17 23	24 11	11 18	-	-	-	-	13 18	-	-
Al Farmer	-	-	-	-	-	- 18	-	-	-	-	-	-
George Follmer	-	-	-	-	-	-	-	-	23 17	-	-	-
Ted Foltz	-	-	-	-	-	- 2	-	-	-	-	-	-
A.J. Foyt	5 5	7 15	4 1	5 21	8 5	-	17 7	7 7	6 7	6 17	7 2	2 2
Jerry Grant (R)	10 12	-	30 20	16 13	-	-	8 17	17 20	20 18	19 12	5 18	17 8
Bobby Grim	-	-	12 13	13 23	-	-	-	-	-	-	-	-
Dan Gurney	-	-	2 21	-	-	-	-	-	-	-	-	-
Butch Hardman	-	-	-	-	-	- 17	-	-	-	-	-	-
Bob Harkey	-	12 11	-	12 7	20 22	-	19 18	18 17	-	22 7	-	-
Bob Herring	-	-	-	-	-	- 12	-	-	-	-	-	-
Graham Hill	-	-	31 32	-	-	-	-	-	-	-	-	-
Denis Hulme	-	-	24 4	-	-	-	-	-	-	-	-	-
Chuck Hulse	-	-	27 7	-	-	-	-	-	-	-	-	-
Bob Hurt	15 24	-	-	15 22	7 20	-	4 22	-	19 22	3 19	16 10	10 9
Jim Hurtubise	-	-	-	11 16	17 15	-	9 8	9 9	9 11	8 13	23 17	16 7
Bruce Jacobi	20 14	-	-	22 14	-	-	-	-	-	15 14	20 20	-
Gordon Johncock	3 3	8 20	3 12	1 1	3 4	-	3 3	3 3	12 6	1 2	8 7	7 4
Parnelli Jones	-	-	6 6	-	-	-	-	-	-	-	-	-
Mel Kenyon	19 10	10 5	14 16	23 10	-	-	-	-	-	-	-	-
Paul Kleinschmidt	-	-	-	-	-	- 6	-	-	-	-	-	-
Arnie Knepper	11 8	21 7	18 22	-	12 19	-	5 5	5 6	5 5	23 24	-	-
Joe Leonard	8 4	11 14	5 3	2 8	10 7	-	18 10	10 8	-	-	6 6	6 6
Ralph Liguori	-	18 9	-	-	-	-	21 16	16 19	-	-	-	-
Charles Louderman	-	-	-	-	-	- 11	-	-	-	-	-	-
Jim Malloy	-	-	-	-	-	-	-	-	11 12	14 6	18 19	-
Grier Manning	-	-	-	-	-	- 9	-	-	-	-	-	-
Roger McCluskey	6 2	13 2	22 19	3 3	4 17	-	10 2	2 2	8 19	5 21	9 24	-
Jim McElreath	21 15	4 4	11 5	10 4	15 11	-	-	-	7 4	11 5	13 12	12 16
Al Miller	22 17	-	33 28	-	16 13	-	-	-	13 23	-	17 13	13 14
Dan Morgan	-	-	-	-	-	- 3	-	-	-	-	-	-
Mike Mosley (R)	-	-	-	-	-	-	-	-	-	-	-	-
Lothar Motschenbacher	24 9	-	-	-	-	-	-	-	-	-	-	-
Rick Muther	-	-	-	-	-	-	12 11	11 10	21 20	-	19 11	11 10
Orville Nance	-	-	-	-	-	- 4	-	-	-	-	-	-
Larry Overholser	-	-	-	-	-	- 13	-	-	-	-	-	-
Gene Pacheco	-	-	-	-	-	- 20	-	-	-	-	-	-
Chuck Parsons	-	-	-	-	-	-	-	-	-	-	-	-
Art Pollard	4 7	3 8	13 8	7 20	5 14	-	16 9	8 21	-	-	-	-
Bill Puterbaugh	-	-	-	-	-	-	-	-	-	-	-	-
Peter Revson	16 13	-	-	-	-	-	-	-	-	-	-	-
Jochen Rindt	-	-	32 24	-	-	-	-	-	-	-	-	-
Lloyd Ruby	1 1	2 21	7 33	4 2	2 1	-	2 4	4 4	1 16	-	4 4	4 3
Johnny Rutherford	-	-	19 25	14 12	22 10	-	11 14	14 14	14 13	4 20	21 15	-

DRIVERS S-Z CONTINUED ON PAGE 254 ▶▶

▶ RACES 13-21 CONTINUED ON NEXT PAGE

## 1967 USAC Driver Index (RACES 13-21 of 21) – Starts/Finishes (continued)

DRIVERS (A-R)	13 SPR ST/FN	14 MIL ST/FN	15 DUQ ST/FN	16 ISF ST/FN	17 TREN ST/FN	18 SAC ST/FN	19 HANF ST/FN	20 PHX ST/FN	21 RIV ST/FN
Don Anderson	-	-	-	-	-	-	-	-	-
Mario Andretti	3 2	2 1	11 2	2 1	1 25	2 2	4 24	2 1	6 3
Chuck Arnold	-	-	-	-	21 15	-	-	-	-
Rollie Beale	18 15	-	-	14 12	-	-	-	-	-
George Benson	-	-	-	-	-	-	-	-	-
Gary Bettenhausen (R)	-	-	-	-	-	10 11	23 11	24 19	-
Lucien Bianchi	-	-	-	-	-	-	-	-	-
Malcolm Brazier	-	-	-	-	-	-	-	-	-
Norm Brown (R)	16 4	18 10	17 17	15 13	-	16 16	-	-	-
Ralph Bruning	-	-	-	-	-	-	-	-	-
Ronnie Bucknum	-	-	-	-	-	-	-	-	8 9
Jim Clark	-	-	-	-	-	-	-	-	2 22
Gary Congdon	-	22 14	-	-	-	-	-	-	-
Wally Dallenbach	17 17	4 21	-	-	15 19	-	8 17	19 15	26 25
Bob Daly	-	-	-	-	-	-	-	-	-
Jerry Daniels	-	-	-	-	-	17 12	-	-	-
Larry Dickson	1 10	13 11	10 4	16 14	16 16	12 7	-	-	-
Ronnie Duman	13 14	-	7 10	11 11	9 9	13 13	22 8	17 6	27 13
Al Farmer	-	-	-	-	-	-	-	-	-
George Follmer	-	-	-	-	26 21	-	-	-	12 6
Ted Foltz	-	-	-	-	-	-	-	-	-
A.J. Foyt	2 1	5 8	3 1	3 2	2 1	3 1	6 4	7 17	5 17
Jerry Grant (R)	-	-	-	-	-	-	-	9 18	10 14
Bobby Grim	-	16 15	-	-	11 20	-	18 14	-	-
Dan Gurney	-	-	-	-	-	-	-	-	1 1
Butch Hardman	-	-	-	-	-	-	-	-	-
Bob Harkey	-	10 12	-	-	-	-	-	-	-
Bob Herring	-	-	-	-	-	-	-	-	-
Graham Hill	-	-	-	-	-	-	-	-	-
Denis Hulme	-	-	-	-	-	-	-	-	-
Chuck Hulse	-	-	-	8 9	-	5 9	11 9	-	25 29
Bob Hurt	-	19 22	-	-	20 6	-	10 20	18 10	29 24
Jim Hurtubise	11 5	11 19	-	-	-	-	-	-	22 18
Bruce Jacobi	-	26 20	-	-	-	-	-	-	-
Gordon Johncock	-	7 4	-	-	8 2	-	2 1	4 4	9 26
Parnelli Jones	-	-	-	-	-	-	-	-	-
Mel Kenyon	-	14 7	-	-	19 24	-	13 10	14 9	24 21
Paul Kleinschmidt	-	-	-	-	-	-	-	-	-
Arnie Knepper	-	-	-	-	-	-	-	13 8	-
Joe Leonard	-	9 5	-	-	5 17	-	7 7	8 24	13 16
Ralph Liguori	-	25 18	5 DNS	13 10	-	18 10	-	-	-
Charles Louderman	-	-	-	-	-	-	-	-	-
Jim Malloy	-	21 24	-	-	6 22	-	25 16	11 16	18 11
Grier Manning	-	-	-	-	-	-	-	-	-
Roger McCluskey	5 13	1 3	2 3	10 8	12 14	-	9 21	6 21	7 5
Jim McElreath	14 12	17 6	4 15	5 5	24 4	-	21 12	16 20	-
Al Miller	-	24 17	-	-	10 18	-	24 15	21 11	28 19
Dan Morgan	-	-	-	-	-	-	-	-	-
Mike Mosley (R)	-	-	-	-	22 7	-	26 13	-	-
Lothar Motschenbacher	-	-	-	-	-	-	-	-	15 28
Rick Muther	-	-	-	-	-	-	-	20 12	30 23
Orville Nance	-	-	-	-	-	-	-	-	-
Larry Overholser	-	-	-	-	-	-	-	-	-
Gene Pacheco	-	-	-	-	-	-	-	-	-
Chuck Parsons	-	-	-	-	-	-	-	-	17 15
Art Pollard	-	-	-	-	-	-	1 5	10 14	16 30
Bill Puterbaugh	-	-	12 13	18 15	-	14 15	-	-	-
Peter Revson	-	-	-	-	-	-	-	-	-
Jochen Rindt	-	-	-	-	-	-	-	-	-
Lloyd Ruby	-	6 13	-	-	3 26	-	12 3	5 5	11 4
Johnny Rutherford	12 16	15 25	13 11	17 16	-	11 5	14 23	15 22	20 8

▲ RACES 1-12 SHOWN ON PREVIOUS PAGE ▲

DRIVERS S-Z CONTINUED ON PAGE 255 ►►

**1967 USAC Driver Index (RACES 1-12 of 21) – Starts/Finishes** *(continued)*

DRIVER	1 PHX ST/FN	2 TREN ST/FN	3 IMS ST/FN	4 MIL ST/FN	5 LANG ST/FN	6 PP ST/FN	7 MOS ST/FN	8 MOS ST/FN	9 IRP ST/FN	10 LANG ST/FN	11 ST.JOV ST/FN	12 ST.JOV ST/FN
Sam Sessions	- -	- -	- -	- -	- -	- -	- -	- -	- -	20 16	- -	- -
Mickey Shaw	- -	- -	- -	- -	- -	- -	- -	- -	- -	- -	- -	- -
Al Smith	- -	- -	- -	21 24	- -	- -	- -	- -	- -	9 15	- -	- -
George Snider	9 21	- -	10 26	17 18	- -	- -	- -	- -	- -	- -	- -	- -
Gig Stephens	- -	20 6	- -	- -	- -	- -	- -	- -	- -	- -	- -	- -
Jackie Stewart	- -	- -	29 18	- -	- -	- -	- -	- -	- -	- -	- -	- -
John Surtees	- -	- -	- -	- -	- -	- -	- -	- -	- -	- -	- -	- -
Bob Tattersall	- -	19 10	- -	- -	- -	- -	- -	- -	- -	- -	- -	- -
Bud Tingelstad	- -	5 18	25 14	19 17	18 8	- -	22 13	13 13	22 10	16 9	15 21	- -
Jerry Titus	- -	- -	- -	- -	- -	- -	- -	- -	- -	- -	- -	- -
Al Unser	2 23	6 12	9 2	9 19	1 2	- -	6 6	6 5	3 2	10 22	12 5	5 5
Bobby Unser	7 19	14 3	8 9	6 6	9 6	- 5	1 1	1 1	4 3	7 3	1 22	19 13
Wes Vandervoort	- -	- -	- -	- -	- -	- 1	- -	- -	- -	- -	- -	- -
Bob Veith	- -	- -	28 11	- -	- -	- -	- -	- -	- -	- -	- -	- -
Rick Vermillion	- -	- -	- -	- -	- -	- 19	- -	- -	- -	- -	- -	- -
Bill Vukovich Jr. (R)	- -	- -	- -	- -	- -	- -	- -	- -	- -	18 23	24 23	18 11
Bruce Walkup (R)	- -	- -	- -	- -	- -	- -	- -	- -	- -	- -	- -	- -
Greg Weld	12 6	16 13	- -	- -	- -	- -	- -	- -	- -	- -	- -	- -
Bob Wente	- -	- -	- -	- -	- -	- -	- -	- -	- -	- -	- -	- -
Don Wilcox	- -	- -	- -	- -	- -	- 7	- -	- -	- -	- -	- -	- -
Carl Williams	- -	- -	23 10	- -	13 16	- -	7 15	15 15	17 8	21 11	14 14	14 17
Cale Yarborough	- -	- -	- -	- -	- -	- 12	- -	- -	- -	- -	- -	- -
Lee Roy Yarborough	- -	- -	26 27	- -	- -	- -	- -	- -	- -	- -	- -	- -

▼ RACES 13-21 CONTINUED ON NEXT PAGE ▼

(R) – Rookie

\*\*Official starting positions were not awarded for the Pikes Peak events, therefore only finishing positions are listed.

See page 84 for Track Key



**1967 USAC Driver Index (RACES 13-21 of 21) – Starts/Finishes** *(continued)*

DRIVER	13 SPR ST/FN	14 MIL ST/FN	15 DUQ ST/FN	16 ISF ST/FN	17 TREN ST/FN	18 SAC ST/FN	19 HANF ST/FN	20 PHX ST/FN	21 RIV ST/FN
Sam Sessions	- -	- -	- -	- -	23 8	- -	- -	- -	- -
Mickey Shaw	- -	- -	18 14	- -	18 12	- -	- -	- -	- -
Al Smith	- -	- -	- -	- -	- -	- -	19 19	- -	- -
George Snider	4 18	- -	6 16	9 17	- -	4 3	15 22	- -	- -
Gig Stephens	- -	- -	- -	- -	25 23	- -	- -	- -	- -
Jackie Stewart	- -	- -	- -	- -	- -	- -	- -	- -	- -
John Surtees	- -	- -	- -	- -	- -	- -	- -	- -	4 20
Bob Tattersall	- -	- -	- -	- -	- -	- -	- -	- -	- -
Bud Tingelstad	8 3	12 9	16 7	- -	13 5	6 8	16 6	12 7	21 27
Jerry Titus	- -	- -	- -	- -	- -	- -	- -	- -	19 10
Al Unser	6 11	8 2	9 9	6 3	4 11	8 14	3 25	3 2	14 12
Bobby Unser	7 8	3 26	1 6	4 18	7 3	7 18	5 2	1 3	3 2
Wes Vandervoort	- -	- -	- -	- -	- -	- -	- -	- -	- -
Bob Veith	- -	- -	- -	- -	- -	- -	- -	- -	- -
Rick Vermillion	- -	- -	- -	- -	- -	- -	- -	- -	- -
Bill Vukovich Jr. (R)	9 6	20 16	8 5	12 4	17 13	9 17	17 26	- -	23 7
Bruce Walkup (R)	- -	- -	14 12	1 6	- -	1 6	- -	22 13	- -
Greg Weld	- -	- -	- -	- -	- -	- -	- -	- -	- -
Bob Wente	15 7	- -	- -	- -	- -	- -	- -	- -	- -
Don Wilcox	- -	- -	- -	- -	- -	- -	- -	- -	- -
Carl Williams	10 9	23 23	15 8	7 7	14 10	15 4	20 18	23 23	- -
Cale Yarborough	- -	- -	- -	- -	- -	- -	- -	- -	- -
Lee Roy Yarborough	- -	- -	- -	- -	- -	- -	- -	- -	- -

(R) – Rookie

See page 84 for Track Key

## 1966 USAC Driver Performance Chart

Rank	Driver	Points	Starts	Running at Finish	Top Finish	Laps Led	Times Led	Laps Completed (2,083)	Miles Completed (2,564.420)	Earnings
1	Mario Andretti	3,070	15	10	1	1142	17	1,612	1,822.500	\$82,696
2	Jim McElreath	2,430	15	12	1	123	5	1,811	2,267.000	51,833
3	Gordon Johncock	2,050	9	7	2	57	4	1,283	1,750.625	40,067
4	Joe Leonard	1,275	10	7	3	0	0	1,176	1,537.125	29,499
5	Al Unser	1,260	11	6	2	10	2	1,249	1,635.000	30,283
6	Bobby Unser	1,210	15	8	1	23	1	1,432	1,851.045	28,092
7	Don Branson	1,135	14	10	1	127	2	1,201	1,364.125	27,344
8	Chuck Hulse	1,030	13	7	2	0	0	1,169	1,333.250	26,564
9	Billy Foster	930	12	6	2	0	0	1,097	1,263.000	21,716
10	Bud Tingelstad	870	15	9	1	11	1	1,355	1,432.750	25,604
11	Dick Atkins	815	11	7	1	9	2	1,091	1,191.250	15,266
12	Roger McCluskey	780	13	4	1	149	4	1,171	1,392.000	29,409
13	A.J. Foyt	775	12	4	2	119	2	848	915.250	24,778
14	Mel Kenyon	560	4	2	5	0	0	340	637.000	19,976
15	Rodger Ward	540	3	2	1	16	1	326	437.000	19,486
16	Al Smith (R)	420	5	3	5	0	0	635	730.500	5,123
17	Gary Congdon	390	14	4	4	0	0	1,076	1,130.000	17,328
18	Arnie Knepper	375	12	5	3	65	1	908	1,013.125	18,798
19	George Snider	365	10	7	6	0	0	930	971.750	18,999
20	Lloyd Ruby	355	8	2	6	68	3	743	1,029.625	17,595
21	Larry Dickson (R)	320	11	7	3	0	0	1,038	1,089.900	18,054
22	Eddie Johnson	300	1	0	7	0	0	175	437.500	15,965
23	Art Pollard	280	7	3	4	0	0	516	548.000	5,878
24	Bobby Grim	275	8	5	7	0	0	846	999.375	14,441
25	Ralph Liguori	260	7	4	5	0	0	584	584.000	4,352
26	Sam Sessions	210	5	3	9	0	0	465	624.250	3,269
	Carl Williams	210	12	7	5	0	0	1,006	1,173.125	17,596
28	Al Miller	190	8	5	9	0	0	817	961.875	13,454
29	Johnny Boyd	180	3	1	7	0	0	199	306.500	11,917
	Greg Weld	180	4	3	6	0	0	556	556.000	3,406
31	Ron Lux	140	3	2	6	0	0	337	407.000	2,833
	Ronnie Duman	140	9	4	7	0	0	625	764.625	13,561
33	Bob Harkey	135	7	4	7	0	0	722	837.125	3,977
34	Bruce Jacobi	100	4	1	8	0	0	344	369.000	2,843
35	Wes Vandervoort	80	1	1	2	0	0	1	12.420	969
	Norm Brown	80	1	0	9	0	0	141	141.000	859
37	Bob Mathouser	75	1	1	8	0	0	146	146.000	504
	Bob Hurt	75	4	1	8	0	0	323	323.000	2,151
39	Paul Kleinschmidt	70	1	1	3	0	0	1	12.420	570
40	Chuck Arnold	60	1	1	11	0	0	173	259.500	1,150
	Ted Foltz	60	1	1	4	0	0	1	12.420	399
	Parnelli Jones	60	2	0	10	47	1	220	350.500	13,960
43	Orville Nance	50	1	1	5	0	0	1	12.420	342
44	John Hollansworth	45	3	1	10	0	0	150	161.420	933
45	Clyde McFarlin	40	1	1	6	0	0	1	12.420	285
	Wally Dallenbach	40	4	3	11	0	0	518	518.000	2,547
47	Grier Manning	30	1	1	7	0	0	1	12.420	228
48	Jack Hahn	25	1	1	8	0	0	1	12.420	199
49	Rick Vermillion	20	1	1	9	0	0	1	12.420	185
50	Red Riegel	15	1	1	12	0	0	98	98.000	562
	Don Anderson	15	1	1	10	0	0	1	12.420	171
52	Bill Lacy	10	1	1	11	0	0	1	12.420	157
53	Clark Yowell	5	1	1	12	0	0	1	12.420	142
54	Bob Tattersall	5	4	1	12	0	0	176	176.000	1,629
55	Jim Hurtubise	0	7	0	13	0	0	313	380.500	14,257
	Gary Bettenhausen (R)	0	1	0	19	0	0	32	32.000	245
	Malcolm Brazier	0	1	0	16	0	0	0	0.000	0
	Tommy Copp	0	1	0	30	0	0	0	0.000	450
	Bob Daly	0	1	0	14	0	0	1	12.420	0
	Butch Hamilton	0	1	0	15	0	0	0	0.000	0
	Dee Jones	0	1	0	23	0	0	4	4.000	72
	Mike McGreevy	0	1	0	21	0	0	12	12.000	72
	Walt Miller	0	1	0	19	0	0	0	0.000	0
	Johnny Rutherford	0	1	0	18	0	0	28	28.000	144
	Gig Stephens	0	1	0	18	0	0	36	36.000	385

CONTINUED ON NEXT PAGE ►►

## WINS

1	Mario Andretti	8
2	Dick Atkins	1
	Don Branson	1
	Graham Hill	1
	Roger McCluskey	1
	Jim McElreath	1
	Bud Tingelstad	1
	Bobby Unser	1
	Rodger Ward	1

## POLES

1	Mario Andretti	9
2	Don Branson	3
	A.J. Foyt	1
	Lloyd Ruby	1
	Bobby Unser	1

**1966 USAC Driver Performance Chart** *(continued)*

Rank	Driver	Points	Starts	Running at Finish	Top Finish	Laps Led	Times Led	Laps Completed (2,975)	Miles Completed (4,314.865)	Earnings
	Bob Werner	0	1	0	17	0	0	0	0.000	0
	Paul Wigton	0	1	0	18	0	0	0	0.000	0
<b>Not Eligible For Points</b>										
	Jerry Grant	0	2	1	10	0	0	198	448.500	15,455
	Dan Gurney	0	1	0	27	0	0	0	0.000	9,806
	Jimmy Clark	0	1	1	2	66	3	200	500.000	76,992
	Jackie Stewart	0	1	0	6	40	1	190	475.000	25,767
	Graham Hill	0	1	1	1	10	1	200	500.000	156,297
	Cale Yarborough	0	1	0	28	0	0	0	0.000	9,794
	Peter Revson	0	1	0	16	0	0	64	64.000	429

(R) – Rookie

\*No lap led was awarded for the Pikes Peak Hill Climb, however, a lap was awarded to the drivers that completed the climb

\*\*No pole is awarded for the Pikes Peak Hill Climb

## 1966 USAC Driver Index (RACES 1-12 of 16) – Starts/Finishes

DRIVER	1 PHX ST/FN	2 TREN ST/FN	3 IMS ST/FN	4 MIL ST/FN	5 LANG ST/FN	6 AMS ST/FN	7 PP ST/FN	8 IRP ST/FN	9 LANG ST/FN	10 SPR ST/FN	11 MIL ST/FN	12 DUQ ST/FN
Don Anderson	-	-	-	-	-	-	- 10	-	-	-	-	-
Mario Andretti	1 15	1 4	1 18	1 1	1 1	1 1	- -	2 1	20 21	4 2	1 1	5 15
Chuck Arnold	-	-	-	-	-	26 11	-	-	-	-	-	-
Dick Atkins	17 22	-	-	6 20	-	30 23	-	17 10	21 9	11 12	13 12	9 2
Gary Bettenhausen (R)	-	-	-	-	-	-	-	-	-	-	-	-
Johnny Boyd	-	-	14 22	-	-	21 7	-	24 23	-	-	-	-
Don Branson	2 16	6 10	9 23	10 15	2 4	3 6	-	15 9	1 1	1 1	26 23	3 6
Malcolm Brazier	-	-	-	-	-	-	- 16	-	-	-	-	-
Norm Brown	-	-	-	-	-	-	-	-	-	-	-	-
Jim Clark	-	-	2 2	-	-	-	-	-	-	-	-	-
Gary Congdon	19 17	9 13	16 25	11 9	3 20	12 24	-	19 20	4 4	9 15	14 6	10 12
Tommy Copp	-	-	-	-	-	25 30	-	-	-	-	-	-
Wally Dallenbach	-	-	-	-	-	-	-	-	10 13	-	16 15	-
Bob Daly	-	-	-	-	-	-	- 14	-	-	-	-	-
Larry Dickson (R)	-	14 11	32 32	12 13	14 11	19 19	-	-	-	14 9	15 17	15 8
Ronnie Duman	-	13 16	33 33	-	21 13	10 17	-	10 7	17 16	18 17	-	-
Ted Foltz	-	-	-	-	-	-	- 4	-	-	-	-	-
Billy Foster	16 7	16 22	12 24	-	10 5	4 2	-	12 13	5 20	-	9 5	16 9
A.J. Foyt	4 11	4 15	18 26	-	-	7 29	-	13 24	-	2 3	22 24	4 7
Jerry Grant	-	-	10 10	-	-	-	-	-	-	-	-	-
Bobby Grim	-	19 7	31 31	21 8	-	24 13	-	18 12	-	-	17 13	-
Dan Gurney	-	-	19 27	-	-	-	-	-	-	-	-	-
Jack Hahn	-	-	-	-	-	-	- 8	-	-	-	-	-
Butch Hamilton	-	-	-	-	-	-	- 15	-	-	-	-	-
Bob Harkey	-	-	-	-	12 7	11 20	-	23 14	9 8	10 13	25 16	-
Graham Hill (R)	-	-	15 1	-	-	-	-	-	-	-	-	-
John Hollansworth	22 10	21 17	-	-	-	-	- 13	-	-	-	-	-
Chuck Hulse	10 3	-	8 20	5 5	19 12	6 4	-	9 18	8 7	3 18	12 21	6 16
Bob Hurt	-	18 8	-	9 17	22 16	-	-	-	-	-	-	-
Jim Hurtubise	11 13	-	22 17	4 22	6 17	17 26	-	-	-	-	11 26	-
Bruce Jacobi	-	-	-	8 19	-	22 25	-	-	14 18	-	-	-
Gordon Johncock	3 9	5 2	6 4	-	7 19	2 3	-	4 5	3 2	-	2 2	-
Eddie Johnson	-	-	29 7	-	-	-	-	-	-	-	-	-
Dee Jones	21 23	-	-	-	-	-	-	-	-	-	-	-
Parnelli Jones	-	-	4 14	-	-	-	-	-	-	-	-	-
Mel Kenyon	-	-	17 5	20 7	-	-	-	-	-	-	23 22	-
Paul Kleinschmidt	-	-	-	-	-	-	- 3	-	-	-	-	-
Arnie Knepper	-	20 19	26 29	16 14	18 8	29 8	-	21 21	16 12	-	-	7 11
Bill Lacy	-	-	-	-	-	-	- 11	-	-	-	-	-
Joe Leonard	12 14	-	20 9	2 3	4 3	28 21	-	5 8	-	15 4	3 3	14 4
Ralph Liguori	-	-	-	-	-	-	-	-	24 10	12 8	-	13 5
Ron Lux	-	11 6	-	17 11	-	27 18	-	-	-	-	-	-
Grier Manning	-	-	-	-	-	-	- 7	-	-	-	-	-
Bob Mathouser	20 8	-	-	-	-	-	-	-	-	-	-	-
Roger McCluskey	-	7 20	21 13	3 2	5 6	13 27	-	6 22	2 1	5 14	4 18	2 18
Jim McElreath	5 1	3 3	7 3	19 21	11 2	20 12	-	3 3	7 22	13 11	10 4	8 10
Clyde McFarlin	-	-	-	-	-	-	- 6	-	-	-	-	-
Mike McGreevy	23 21	-	-	-	-	-	-	-	-	-	-	-
Al Miller	-	-	30 30	-	-	14 10	-	20 15	23 14	-	24 19	18 14
Walt Miller	-	-	-	-	-	-	- 19	-	-	-	-	-
Orville Nance	-	-	-	-	-	-	- 5	-	-	-	-	-
Art Pollard	-	-	-	7 4	17 22	5 22	-	-	15 23	-	6 7	-
Peter Revson	-	-	-	-	-	-	-	-	-	-	-	-
Red Riegel	-	22 12	-	-	-	-	-	-	-	-	-	-
Lloyd Ruby	9 12	2 21	5 11	-	-	-	-	1 16	11 24	-	8 9	-
Johnny Rutherford	15 18	-	-	-	-	-	-	-	-	-	-	-
Sam Sessions	-	17 9	-	-	9 15	16 9	-	22 11	-	-	-	-
Al Smith (R)	-	-	-	-	-	15 5	-	-	22 17	-	18 25	-
George Snider	13 6	-	3 19	14 10	15 21	-	-	14 6	13 11	8 6	5 10	-
Gig Stephens	-	-	-	13 18	-	-	-	-	-	-	-	-
Jackie Stewart (R)	-	-	11 6	-	-	-	-	-	-	-	-	-
Bob Tattersall	-	-	-	-	-	-	-	-	-	17 16	-	17 13
Bud Tingelstad	18 4	10 5	27 21	22 12	13 18	9 28	-	16 17	19 6	6 7	20 11	12 1
Al Unser	7 20	-	23 12	18 6	8 9	8 16	-	7 2	6 3	-	7 20	-
Bobby Unser	6 19	15 18	28 8	15 16	16 14	23 14	- 1	8 4	12 19	7 5	21 8	1 3
Wes Vandervoort	-	-	-	-	-	-	- 2	-	-	-	-	-
Rick Vermillion	-	-	-	-	-	-	- 9	-	-	-	-	-
Rodger Ward	8 2	8 1	13 15	-	-	-	-	-	-	-	-	-
Greg Weld	-	-	-	-	-	-	-	-	-	-	19 14	-
Bob Werner	-	-	-	-	-	-	- 17	-	-	-	-	-
Paul Wigton	-	-	-	-	-	-	- 18	-	-	-	-	-
Carl Williams	14 5	12 14	25 16	-	20 10	18 15	-	11 19	18 15	16 10	-	11 17
Cale Yarborough	-	-	24 28	-	-	-	-	-	-	-	-	-
Clark Yowell	-	-	-	-	-	-	- 12	-	-	-	-	-

(R) – Rookie; See page 84 for Track Key

▶ RACES 13-16 CONTINUED ON NEXT PAGE ▶

## 1966 USAC Driver Index (RACES 13-16 of 16) – Starts/Finishes (continued)

DRIVER	13 IRP		14 TREN		15 SAC		16 PHX	
	ST	FN	ST	FN	ST	FN	ST	FN
Don Anderson	-	-	-	-	-	-	-	-
Mario Andretti	2	1	1	1	3	10	1	1
Chuck Arnold	-	-	-	-	-	-	-	-
Dick Atkins	10	6	4	4	2	1	-	-
Gary Bettenhausen (R)	-	-	-	-	-	-	25	19
Johnny Boyd	-	-	-	-	-	-	-	-
Don Branson	6	4	19	23	1	4	-	-
Malcolm Brazier	-	-	-	-	-	-	-	-
Norm Brown	-	-	-	-	-	-	15	9
Jim Clark	-	-	-	-	-	-	-	-
Gary Congdon	-	-	20	15	7	14	20	15
Tommy Copp	-	-	-	-	-	-	-	-
Wally Dallenbach	-	-	25	11	-	-	16	24
Bob Daly	-	-	-	-	-	-	-	-
Larry Dickson (R)	17	9	21	20	9	3	-	-
Ronnie Duman	7	8	26	26	-	-	-	-
Ted Foltz	-	-	-	-	-	-	-	-
Billy Foster	8	15	6	18	-	-	10	12
A.J. Foyt	1	2	13	3	12	17	7	17
Jerry Grant	-	-	-	-	-	-	14	20
Bobby Grim	-	-	15	25	-	-	24	7
Dan Gurney	-	-	-	-	-	-	-	-
Jack Hahn	-	-	-	-	-	-	-	-
Butch Hamilton	-	-	-	-	-	-	-	-
Bob Harkey	-	-	10	19	-	-	-	-
Graham Hill (R)	-	-	-	-	-	-	-	-
John Hollansworth	-	-	-	-	-	-	-	-
Chuck Hulse	5	5	11	13	10	2	-	-
Bob Hurt	-	-	17	16	-	-	-	-
Jim Hurtubise	-	-	24	17	-	-	-	-
Bruce Jacobi	-	-	-	-	-	-	23	8
Gordon Johncock	-	-	5	12	-	-	-	-
Eddie Johnson	-	-	-	-	-	-	-	-
Dee Jones	-	-	-	-	-	-	-	-
Parnelli Jones	-	-	-	-	-	-	3	10
Mel Kenyon	-	-	-	-	-	-	18	23
Paul Kleinschmidt	-	-	-	-	-	-	-	-
Arnie Knepper	3	3	18	21	17	13	9	21
Bill Lacy	-	-	-	-	-	-	-	-
Joe Leonard	-	-	-	-	-	-	5	5
Ralph Liguori	13	16	23	10	4	16	17	26
Ron Lux	-	-	-	-	-	-	-	-
Grier Manning	-	-	-	-	-	-	-	-
Bob Mathouser	-	-	-	-	-	-	-	-
Roger McCluskey	14	14	7	5	-	-	8	11
Jim McElreath	4	10	3	6	5	7	6	3
Clyde McFarlin	-	-	-	-	-	-	-	-
Mike McGreevy	-	-	-	-	-	-	-	-
Al Miller	11	11	12	9	-	-	-	-
Walt Miller	-	-	-	-	-	-	-	-
Orville Nance	-	-	-	-	-	-	-	-
Art Pollard	-	-	-	-	14	9	12	22
Peter Revson	-	-	-	-	-	-	21	16
Red Riegel	-	-	-	-	-	-	-	-
Lloyd Ruby	-	-	9	22	-	-	2	6
Johnny Rutherford	-	-	-	-	-	-	-	-
Sam Sessions	-	-	16	24	-	-	-	-
Al Smith (R)	-	-	14	7	-	-	26	13
George Snider	16	12	-	-	6	11	-	-
Gig Stephens	-	-	-	-	-	-	-	-
Jackie Stewart (R)	-	-	-	-	-	-	-	-
Bob Tattersall	15	18	-	-	8	12	-	-
Bud Tingelstad	18	7	8	14	16	8	13	25
Al Unser	-	-	2	2	11	18	4	2
Bobby Unser	9	17	-	-	13	5	11	4
Wes Vandervoort	-	-	-	-	-	-	-	-
Rick Vermillion	-	-	-	-	-	-	-	-
Rodger Ward	-	-	-	-	-	-	-	-
Greg Weld	-	-	22	8	18	6	22	14
Bob Werner	-	-	-	-	-	-	-	-
Paul Wigton	-	-	-	-	-	-	-	-
Carl Williams	12	13	-	-	15	15	19	18
Cale Yarborough	-	-	-	-	-	-	-	-
Clark Yowell	-	-	-	-	-	-	-	-

▲ RACES 1-12 SHOWN ON PREVIOUS PAGE ▲

(R) – Rookie; See page 84 for Track Key

## 1965 USAC Driver Performance Chart

Rank	Driver	Points	Starts	Running at Finish	Top Finish	Laps Led	Times Led	Laps Completed (2,310)	Miles Completed (2,777.920)	Earnings
1	Mario Andretti	3,110	16	14	1	446	12	1,964	2,417.500	\$75,399
2	A.J. Foyt	2,500	17	10	1	769	17	1,782	2,078.000	61,705
3	Jim McElreath	2,035	16	12	1	212	4	1,848	2,098.500	44,259
4	Don Branson	1,875	17	11	1	198	4	1,898	2,345.500	40,534
5	Gordon Johncock	1,540	15	8	1	75	3	1,580	2,031.625	37,412
6	Joe Leonard	1,415	9	7	1	92	3	1,125	1,233.750	28,343
7	Bobby Unser	1,402	18	10	2	0	0	1,722	1,934.420	27,039
8	Roger McCluskey	1,060	12	7	3	0	0	1,194	1,372.500	19,666
9	Jud Larson	1,028	14	12	3	0	0	1,767	1,882.250	15,792
10	Jim Clark	1,000	1	1	1	190	3	200	500.000	102,681
	Parnelli Jones	1,000	3	2	1	152	2	380	680.000	56,311
12	Johnny Rutherford	993	15	8	1	83	3	1,264	1,437.375	28,729
13	Lloyd Ruby	850	11	6	3	0	0	1,111	1,482.500	21,932
14	Jim Hurtubise	743	14	4	2	0	0	1,046	1,175.125	19,797
15	Al Miller	655	6	2	4	0	0	630	930.000	21,880
16	Billy Foster	520	12	6	3	0	0	941	1,152.000	20,420
17	Mickey Rupp	500	3	2	5	0	0	350	647.000	19,063
	Bobby Grim	500	8	5	3	0	0	804	806.000	7,618
19	Al Unser (R)	495	13	9	1	0	0	1,213	1,593.795	22,385
20	Bud Tingelstad	460	15	5	4	0	0	1,333	1,585.500	19,439
21	George Snider (R)	453	12	6	2	14	1	944	1,131.250	17,295
22	Ronnie Duman	447	13	7	3	0	0	1,212	1,451.125	17,321
23	Carl Williams (R)	370	9	5	7	0	0	951	951.000	6,965
24	Chuck Rodee	325	5	3	5	0	0	544	668.500	13,074
	Bob Harkey	325	9	8	8	0	0	989	1,133.375	6,413
26	Dan Gurney	230	3	1	3	28	2	348	411.000	12,204
	Tommy Copp	225	3	2	7	0	0	336	418.000	2,665
28	Red Riegel	205	4	3	5	0	0	346	346.000	4,299
29	Art Pollard (R)	200	3	1	5	0	0	344	344.000	1,907
	Arnie Knepper	190	12	3	7	0	0	907	1,120.750	15,467
31	Gary Congdon	163	7	4	9	0	0	553	567.875	3,652
32	Eddie Johnson	150	1	1	10	0	0	195	487.500	12,441
	Sam Sessions (R)	150	4	4	9	0	0	663	743.500	3,139
34	Bob Wente	140	2	1	3	0	0	162	162.000	2,628
35	Len Sutton	110	3	2	7	0	0	295	560.500	12,948
36	Wally Dallenbach (R)	80	2	2	9	0	0	305	305.000	1,332
	Billy Vukovich (R)	80	1	1	9	0	0	194	194.000	844
38	Bob Hurt	75	2	1	8	0	0	143	144.000	1,062
	Norm Hall	75	4	2	10	0	0	328	354.250	1,794
40	Charles Louderman	70	1	1	3	0	0	1	12.420	825
41	Dee Jones	60	2	1	9	0	0	192	217.500	963
	Wes Vandervoort	60	1	1	4	0	0	1	12.420	550
43	Paul Kleinschmidt	50	1	1	5	0	0	1	12.420	300
44	Bob Mathouser	45	10	3	11	0	0	706	775.375	4,112
45	Jack Hahn	40	1	1	6	0	0	1	12.420	200
	Bay Darnell	40	1	1	9	0	0	85	85.000	736
47	Rodger Ward	30	8	0	11	50	2	401	408.875	1,919
	Dick Atkins	30	2	1	12	0	0	285	285.000	1,128
	Roy Walker	30	1	1	7	0	0	1	12.420	175
50	Orville Nance	25	1	1	8	0	0	1	12.420	150
51	Greg Weld (R)	20	3	1	12	0	0	256	256.000	1,458
	Slim Roberts	20	1	1	9	0	0	1	12.420	125
53	Grier Manning	15	1	1	10	0	0	1	12.420	100
54	Bill Cheesbough	10	3	1	12	0	0	162	232.000	8,688
	Malcolm Brazier	10	1	1	11	0	0	1	12.420	0
56	Louis Unser	5	1	1	12	0	0	1	12.420	0
57	Johnny Boyd	0	1	0	13	0	0	140	350.000	11,976
	Danny Collins	0	1	0	24	0	0	0	0.000	0
	Bob Daly	0	1	1	15	0	0	1	12.420	0
	Hank Davis	0	1	1	20	0	0	1	12.420	0
	Larry Dickson (R)	0	2	0	14	0	0	83	83.000	653
	Ted Foltz	0	1	0	22	0	0	0	0.000	0
	Jerry Grant (R)	0	1	0	27	0	0	30	75.000	7,786
	Masten Gregory	0	1	0	23	0	0	59	147.500	9,076
	Walt Hansgen	0	1	0	14	0	0	117	292.500	10,566

CONTINUED ON NEXT PAGE ►►

## WINS

1	A.J. Foyt	5
2	Jim McElreath	3
	Don Branson	3
4	Mario Andretti	1
	Jim Clark	1
	Gordon Johncock	1
	Parnelli Jones	1
	Joe Leonard	1
	Johnny Rutherford	1
	Al Unser (R)	1

## POLES

1	A.J. Foyt	10
2	Mario Andretti	3
	Don Branson	1
	Gordon Johncock	1
	Parnelli Jones	1
	Jim McElreath	1

**1965 USAC Driver Performance Chart** *(continued)*

Rank	Driver	Points	Starts	Running at Finish	Top Finish	Laps Led	Times Led	Laps Completed (2,310)	Miles Completed (2,777.920)	Earnings
	Skip Hedrick	0	1	0	21	0	0	35	35.000	\$141
	Bruce Jacobi	0	2	0	18	0	0	128	183.000	1,405
	Mel Kenyon	0	1	0	18	0	0	26	26.000	354
	Ralph Liguori	0	6	0	17	0	0	249	338.125	1,547
	Art Malone	0	6	1	14	0	0	382	474.125	2,024
	Clyde McFarlin	0	1	0	23	0	0	0	0.000	0
	Mike McGreevy	0	1	0	17	0	0	20	20.000	230
	Bob McLees	0	1	1	16	0	0	1	12.420	0
	Walt Miller	0	1	0	25	0	0	0	0.000	0
	Dan Morgan	0	1	0	21	0	0	0	0.000	0
	George Morris	0	1	0	18	0	0	1	1.000	226
	Thurel Novotny	0	1	1	14	0	0	1	12.420	0
	Dave Paul	0	3	2	13	0	0	350	402.000	2,049
	Bob Pratt	0	1	0	19	0	0	99	99.000	372
	Vern Root	0	1	1	13	0	0	1	12.420	0
	Chuck Stevenson	0	1	0	25	0	0	50	125.000	8,306
	Bob Tattersall	0	1	0	17	0	0	20	20.000	514
	Bob Veith	0	1	0	24	0	0	58	145.000	8,266
	Rick Vermillion	0	1	1	17	0	0	1	12.420	0
	Bob Werner	0	1	1	18	0	0	1	12.420	0
	Dempsey Wilson	0	1	1	14	0	0	183	183.000	542
	Clark Yowell	0	1	1	19	0	0	1	12.420	0
<b>Not Eligible For Points</b>										
	Bobby Johns	0	1	1	7	0	0	197	492.500	

(R) – Rookie

\*No lap led was awarded for the Pikes Peak Hill Climb, however, a lap was awarded to the drivers that completed the climb.

\*\*No pole is awarded for the Pikes Peak Hill Climb.

## 1965 USAC Driver Index (RACES 1-12 of 18) – Starts/Finishes

DRIVERS (A-P)	1 PHX ST/FN	2 TREN ST/FN	3 IMS ST/FN	4 MIL ST/FN	5 LANG ST/FN	6 PP ST/FN	7 TREN ST/FN	8 IRP ST/FN	9 AMS ST/FN	10 LANG ST/FN	11 MIL ST/FN	12 SPR ST/FN
Mario Andretti	3 6	5 2	4 2	12 4	1 2	- -	- -	1 1	8 2	3 4	2 2	6 3
Dick Atkins	- -	- -	- -	- -	- -	- -	- -	- -	- -	- -	- -	- -
Johnny Boyd	- -	- -	29 13	- -	- -	- -	- -	- -	- -	- -	- -	- -
Don Branson	5 1	6 13	18 8	3 20	12 15	- -	7 4	8 6	9 8	2 6	8 6	3 6
Malcolm Brazier	- -	- -	- -	- -	- -	- 11	- -	- -	- -	- -	- -	- -
Bill Cheesbough	- -	- -	33 32	22 12	- -	- -	- -	24 17	- -	- -	- -	- -
Jim Clark	- -	- -	2 1	- -	- -	- -	- -	- -	- -	- -	- -	- -
Danny Collins	- -	- -	- -	- -	- -	- 24	- -	- -	- -	- -	- -	- -
Gary Congdon	- -	- -	- -	- -	- -	- -	21 10	21 22	- -	20 10	- -	14 9
Tommy Copp	- -	- -	- -	- -	- -	- -	- -	- -	19 7	- -	20 8	- -
Wally Dallenbach (R)	- -	- -	- -	- -	- -	- -	- -	- -	- -	16 13	- -	- -
Bob Daly	- -	- -	- -	- -	- -	- 15	- -	- -	- -	- -	- -	- -
Bay Darnell	- -	- -	- -	- -	- -	- -	- -	- -	- -	- -	- -	- -
Hank Davis	- -	- -	- -	- -	- -	- 20	- -	- -	- -	- -	- -	- -
Larry Dickson (R)	- -	- -	- -	- -	- -	- -	- -	- -	- -	- -	- -	- -
Ronnie Duman	19 3	15 6	25 22	14 9	6 6	- -	13 16	13 14	15 12	6 14	15 23	13 15
Ted Foltz	- -	- -	- -	- -	- -	- 22	- -	- -	- -	- -	- -	- -
Billy Foster	11 24	7 7	6 17	- -	13 5	- -	8 20	- -	2 3	7 17	12 20	- -
A.J. Foyt	1 19	1 17	1 15	1 16	5 17	- -	1 1	2 4	1 19	4 2	7 19	5 1
Jerry Grant (R)	- -	- -	17 27	- -	- -	- -	- -	- -	- -	- -	- -	- -
Masten Gregory	- -	- -	31 23	- -	- -	- -	- -	- -	- -	- -	- -	- -
Bobby Grim	- -	11 15	- -	9 8	11 11	- -	6 3	- -	18 28	- -	6 24	- -
Dan Gurney	- -	- -	3 26	- -	- -	- -	- -	- -	- -	- -	3 3	- -
Jack Hahn	- -	- -	- -	- -	- -	- 6	- -	- -	- -	- -	- -	- -
Norm Hall	24 10	- -	- -	19 10	- -	- -	20 19	20 21	- -	- -	- -	- -
Walt Hansgen	- -	- -	21 14	- -	- -	- -	- -	- -	- -	- -	- -	- -
Bob Harkey	18 20	18 9	- -	- -	8 8	- -	18 8	22 15	13 11	- -	- -	- -
Skip Hedrick	- -	- -	- -	- -	- -	- -	- -	- -	- -	- -	- -	- -
Bob Hurt	22 8	- -	- -	- -	- -	- -	- -	- -	28 29	- -	- -	- -
Jim Hurtubise	8 4	20 19	20 33	- -	22 21	- -	16 2	18 18	6 4	14 21	10 16	- -
Bruce Jacobi	- -	- -	- -	- -	- -	- -	- -	- -	21 18	- -	- -	- -
Gordon Johncock	10 17	9 8	14 5	10 7	17 10	- -	9 23	10 8	4 6	1 3	14 15	16 11
Bobby Johns	- -	- -	22 7	- -	- -	- -	- -	- -	- -	- -	- -	- -
Eddie Johnson	- -	- -	28 10	- -	- -	- -	- -	- -	- -	- -	- -	- -
Dee Jones	23 9	- -	- -	- -	- -	- -	- -	- -	29 24	- -	- -	- -
Parnelli Jones	- -	- -	5 2	6 1	- -	- -	- -	- -	- -	- -	1 17	- -
Mel Kenyon	- -	- -	- -	- -	16 18	- -	- -	- -	- -	- -	- -	- -
Paul Kleinschmidt	- -	- -	- -	- -	- -	- 5	- -	- -	- -	- -	- -	- -
Arnie Knepper	17 7	13 16	19 18	13 14	18 22	- -	- -	12 16	12 21	- -	- -	4 16
Jud Larson	14 12	14 5	- -	- -	- -	- -	17 6	9 19	25 16	18 12	21 7	9 8
Joe Leonard	- -	- -	27 29	4 2	9 19	- -	4 5	3 10	- -	- -	5 1	- -
Ralph Liguori	13 18	19 18	- -	- -	21 20	- -	23 24	23 20	27 17	- -	- -	- -
Charles Louderman	- -	- -	- -	- -	- -	- 3	- -	- -	- -	- -	- -	- -
Art Malone	- -	22 14	- -	- -	- -	- -	19 21	16 23	14 15	12 22	- -	- -
Grier Manning	- -	- -	- -	- -	- -	- 10	- -	- -	- -	- -	- -	- -
Bob Mathouser	- -	16 21	- -	11 11	- -	- -	15 12	19 13	23 27	19 18	- -	- -
Roger McCluskey	12 21	- -	23 30	5 6	10 13	- -	3 17	6 3	22 9	- -	18 5	- -
Jim McElreath	6 2	2 1	13 20	7 3	2 1	- -	2 11	7 5	20 10	5 1	4 14	1 5
Clyde McFarlin	- -	- -	- -	- -	- -	- 23	- -	- -	- -	- -	- -	- -
Mike McGreevy	- -	- -	- -	- -	- -	- -	- -	- -	- -	- -	- -	17 17
Bob McLees	- -	- -	- -	- -	- -	- 16	- -	- -	- -	- -	- -	- -
Al Miller	- -	- -	7 4	- -	- -	- -	- -	- -	- -	21 20	19 10	15 12
Walt Miller	- -	- -	- -	- -	- -	- 25	- -	- -	- -	- -	- -	- -
Dan Morgan	- -	- -	- -	- -	- -	- 21	- -	- -	- -	- -	- -	- -
George Morris	- -	- -	- -	- -	- -	- -	- -	- -	- -	- -	- -	- -
Orville Nance	- -	- -	- -	- -	- -	- 8	- -	- -	- -	- -	- -	- -
Thurel Novotny	- -	- -	- -	- -	- -	- 14	- -	- -	- -	- -	- -	- -
Dave Paul	- -	- -	- -	- -	- -	- -	24 13	- -	26 20	22 15	- -	- -
Art Pollard (R)	- -	- -	- -	- -	- -	- -	- -	- -	- -	- -	- -	- -
Bob Pratt	- -	- -	- -	- -	- -	- -	- -	- -	- -	- -	- -	- -

DRIVERS R-Z CONTINUED ON PAGE 264 ▶▶

▶ RACES 13-18 CONTINUED ON NEXT PAGE ▶



**1965 USAC Driver Index (RACES 13-18 of 18) – Starts/Finishes** *(continued)*

DRIVERS (A-P)	13	14	15	16	17	18
	MIL ST/FN	DUQ ST/FN	ISF ST/FN	TREN ST/FN	SAC ST/FN	PHX ST/FN
Mario Andretti	3 16	7 15	6 2	4 13	2 3	1 2
Dick Atkins	- -	- -	- -	- -	18 12	25 12
Johnny Boyd	- -	- -	- -	- -	- -	- -
Don Branson	7 25	2 1	5 13	10 15	1 1	12 5
Malcolm Brazier	- -	- -	- -	- -	- -	- -
Bill Cheesbough	- -	- -	- -	- -	- -	- -
Jim Clark	- -	- -	- -	- -	- -	- -
Danny Collins	- -	- -	- -	- -	- -	- -
Gary Congdon	- -	10 11	17 11	- -	13 18	- -
Tommy Copp	- -	- -	- -	- -	- -	22 25
Wally Dallenbach (R)	- -	- -	- -	20 9	- -	- -
Bob Daly	- -	- -	- -	- -	- -	- -
Bay Darnell	- -	17 9	- -	- -	- -	- -
Hank Davis	- -	- -	- -	- -	- -	- -
Larry Dickson (R)	- -	- -	- -	- -	6 14	20 24
Ronnie Duman	17 14	- -	- -	14 19	- -	- -
Ted Foltz	- -	- -	- -	- -	- -	- -
Billy Foster	15 26	- -	16 12	15 24	- -	10 13
A.J. Foyt	1 2	1 3	1 1	1 1	9 2	3 1
Jerry Grant (R)	- -	- -	- -	- -	- -	- -
Masten Gregory	- -	- -	- -	- -	- -	- -
Bobby Grim	9 8	- -	- -	19 7	- -	- -
Dan Gurney	2 12	- -	- -	- -	- -	- -
Jack Hahn	- -	- -	- -	- -	- -	- -
Norm Hall	- -	- -	- -	- -	- -	- -
Walt Hansgen	- -	- -	- -	- -	- -	- -
Bob Harkey	- -	- -	10 9	- -	14 10	17 11
Skip Hedrick	- -	- -	- -	22 21	- -	- -
Bob Hurt	- -	- -	- -	- -	- -	- -
Jim Hurtubise	16 21	3 7	13 16	21 25	- -	14 16
Bruce Jacobi	- -	- -	15 18	- -	- -	- -
Gordon Johncock	5 1	13 10	- -	8 14	- -	2 21
Bobby Johns	- -	- -	- -	- -	- -	- -
Eddie Johnson	- -	- -	- -	- -	- -	- -
Dee Jones	- -	- -	- -	- -	- -	- -
Parnelli Jones	- -	- -	- -	- -	- -	- -
Mel Kenyon	- -	- -	- -	- -	- -	- -
Paul Kleinschmidt	- -	- -	- -	- -	- -	- -
Arnie Knepper	24 11	9 13	12 15	- -	10 7	- -
Jud Larson	18 9	6 4	8 3	17 8	4 5	16 8
Joe Leonard	10 5	- -	- -	6 2	- -	9 4
Ralph Liguori	- -	- -	- -	- -	- -	- -
Charles Louderman	- -	- -	- -	- -	- -	- -
Art Malone	21 20	- -	- -	- -	- -	- -
Grier Manning	- -	- -	- -	- -	- -	- -
Bob Mathouser	14 17	16 12	- -	26 22	- -	21 18
Roger McCluskey	8 4	- -	- -	3 4	7 9	8 26
Jim McElreath	6 6	15 2	- -	7 3	12 8	4 23
Clyde McFarlin	- -	- -	- -	- -	- -	- -
Mike McGreevy	- -	- -	- -	- -	- -	- -
Bob McLees	- -	- -	- -	- -	- -	- -
Al Miller	23 15	- -	- -	25 18	- -	- -
Walt Miller	- -	- -	- -	- -	- -	- -
Dan Morgan	- -	- -	- -	- -	- -	- -
George Morris	- -	18 18	- -	- -	- -	- -
Orville Nance	- -	- -	- -	- -	- -	- -
Thurel Novotny	- -	- -	- -	- -	- -	- -
Dave Paul	- -	- -	- -	- -	- -	- -
Art Pollard (R)	25 22	- -	- -	13 5	- -	15 19
Bob Pratt	26 19	- -	- -	- -	- -	- -

▲ RACES 1-12 SHOWN ON PREVIOUS PAGE ▲

DRIVERS R-Z CONTINUED ON PAGE 265 ►►

**1965 USAC Driver Index (RACES 1-12 of 18) – Starts/Finishes** *(continued)*

DRIVERS (R-Z)	1 PHX ST/FN	2 TREN ST/FN	3 IMS ST/FN	4 MIL ST/FN	5 LANG ST/FN	6 PP ST/FN	7 TREN ST/FN	8 IRP ST/FN	9 AMS ST/FN	10 LANG ST/FN	11 MIL ST/FN	12 SPR ST/FN
Red Riegel	- -	- -	- -	- -	- -	- -	- -	- -	- -	15 11	- -	7 14
Slim Roberts	- -	- -	- -	- -	- -	- 9	- -	- -	- -	- -	- -	- -
Chuck Rodee	20 22	- -	30 28	- -	- -	- -	- -	- -	16 5	- -	23 12	- -
Vern Root	- -	- -	- -	- -	- -	- 13	- -	- -	- -	- -	- -	- -
Lloyd Ruby	4 5	- -	9 11	2 19	4 3	- -	5 18	5 7	7 23	- -	9 9	- -
Mickey Rupp	- -	- -	15 6	16 5	- -	- -	- -	- -	- -	- -	24 18	- -
Johnny Rutherford	21 15	10 11	11 31	17 15	- -	- -	- -	15 11	5 1	11 8	11 13	2 4
Sam Sessions (R)	- -	21 DNS	- -	- -	- -	- -	- -	- -	17 13	13 9	- -	- -
George Snider (R)	16 23	- -	16 21	- -	14 16	- -	12 9	14 9	24 25	9 7	- -	8 2
Chuck Stevenson	- -	- -	26 25	- -	- -	- -	- -	- -	- -	- -	- -	- -
Len Sutton	- -	- -	12 12	15 21	15 7	- -	- -	- -	- -	- -	- -	- -
Bob Tattersall	- -	- -	- -	- -	- -	- -	- -	- -	- -	- -	- -	- -
Bud Tingelstad	7 13	4 4	24 16	20 18	3 4	- -	14 15	- -	10 14	10 19	17 21	12 7
Al Unser (R)	- -	- -	32 9	8 13	19 12	- 1	11 22	11 12	11 26	17 16	22 11	- -
Bobby Unser	9 16	12 10	8 19	21 17	7 14	- 2	10 14	4 2	3 22	8 5	13 4	10 10
Louis Unser	- -	- -	- -	- -	- -	- 12	- -	- -	- -	- -	- -	- -
Wes Vandervoort	- -	- -	- -	- -	- -	- 4	- -	- -	- -	- -	- -	- -
Bob Veith	- -	- -	10 24	- -	- -	- -	- -	- -	- -	- -	- -	- -
Rick Vermillion	- -	- -	- -	- -	- -	- 17	- -	- -	- -	- -	- -	- -
Billy Vukovich (R)	- -	- -	- -	- -	- -	- -	- -	- -	- -	- -	- -	- -
Roy Walker	- -	- -	- -	- -	- -	- 7	- -	- -	- -	- -	- -	- -
Rodger Ward	2 11	3 20	- -	18 22	- -	- -	- -	17 24	- -	- -	16 22	- -
Greg Weld (R)	- -	- -	- -	- -	- -	- -	- -	- -	- -	- -	- -	- -
Bob Wente	15 14	8 3	- -	- -	- -	- -	- -	- -	- -	- -	- -	- -
Bob Werner	- -	- -	- -	- -	- -	- 18	- -	- -	- -	- -	- -	- -
Carl Williams (R)	- -	17 12	- -	- -	20 9	- -	22 7	- -	- -	- -	- -	11 13
Dempsey Wilson	- -	- -	- -	- -	- -	- -	- -	- -	- -	- -	- -	- -
Clark Yowell	- -	- -	- -	- -	- -	- 19	- -	- -	- -	- -	- -	- -

(R) – Rookie

\*\*Official starting positions were not awarded for the Pikes Peak events, therefore only finishing positions are listed.

See page 84 for Track Key

▼ RACES 13-18 CONTINUED ON NEXT PAGE ▼

**1965 USAC Driver Index (RACES 13-18 of 18) – Starts/Finishes** *(continued)*

DRIVERS (R-Z)	13		14		15		16		17		18	
	MIL	ST/FN	DUQ	ST/FN	ISF	ST/FN	TREN	ST/FN	SAC	ST/FN	PHX	ST/FN
Red Riegel	-	-	14	6	4	5	-	-	-	-	-	-
Slim Roberts	-	-	-	-	-	-	-	-	-	-	-	-
Chuck Rodee	19	10	-	-	-	-	-	-	-	-	-	-
Vern Root	-	-	-	-	-	-	-	-	-	-	-	-
Lloyd Ruby	4	3	-	-	11	10	2	26	-	-	-	-
Mickey Rupp	-	-	-	-	-	-	-	-	-	-	-	-
Johnny Rutherford	13	24	4	5	18	6	9	16	11	6	7	22
Sam Sessions (R)	-	-	-	-	-	-	23	11	-	-	24	10
George Snider (R)	-	-	12	14	2	8	18	10	3	15	-	-
Chuck Stevenson	-	-	-	-	-	-	-	-	-	-	-	-
Len Sutton	-	-	-	-	-	-	-	-	-	-	-	-
Bob Tattersall	-	-	-	-	-	-	-	-	17	17	-	-
Bud Tingelstad	22	13	11	16	7	14	-	-	16	16	13	6
Al Unser (R)	12	7	-	-	-	-	12	20	15	11	11	17
Bobby Unser	20	18	5	17	3	4	5	6	8	4	6	3
Louis Unser	-	-	-	-	-	-	-	-	-	-	-	-
Wes Vandervoort	-	-	-	-	-	-	-	-	-	-	-	-
Bob Veith	-	-	-	-	-	-	-	-	-	-	-	-
Rick Vermillion	-	-	-	-	-	-	-	-	-	-	-	-
Billy Vukovich (R)	-	-	-	-	-	-	-	-	-	-	19	9
Roy Walker	-	-	-	-	-	-	-	-	-	-	-	-
Rodger Ward	11	23	-	-	-	-	11	23	-	-	5	15
Greg Weld (R)	-	-	-	-	14	17	24	12	-	-	23	20
Bob Wente	-	-	-	-	-	-	-	-	-	-	-	-
Bob Werner	-	-	-	-	-	-	-	-	-	-	-	-
Carl Williams (R)	-	-	8	8	9	7	16	17	5	13	18	7
Dempsey Wilson	-	-	-	-	-	-	-	-	-	-	26	14
Clark Yowell	-	-	-	-	-	-	-	-	-	-	-	-

▲ RACES 1-12 SHOWN ON PREVIOUS PAGE ▲

(R) – Rookie

See page 84 for Track Key

## 1964 USAC Driver Performance Chart

Rank	Driver	Points	Starts	Running at Finish	Top Finish	Laps Led	Times Led	Laps Completed (1,750)	Miles Completed (2,050)	Earnings
1	A.J. Foyt	2,900	13	10	1	861	13	1,295	1,595.000	\$212,131
2	Rodger Ward	2,128	12	7	2	106	2	1,410	1,710.000	82,742
3	Lloyd Ruby	1,752	13	8	1	61	1	1,417	1,717.000	54,571
4	Don Branson	1,700	12	9	2	0	0	1,562	1,842.500	36,538
5	Bud Tingelstad	1,640	13	11	3	0	0	1,631	1,928.000	32,852
6	Parnelli Jones	940	10	3	1	555	8	905	987.500	31,589
7	Bobby Marshman	867	13	6	2	104	5	1,114	1,172.500	30,639
8	Norm Hall	677	12	11	5	0	0	1,370	1,371.500	16,781
9	Johnny White	630	4	2	4	0	0	393	693.000	22,285
10	Bob Harkey	560	11	6	4	0	0	1,284	1,579.500	20,333
11	Mario Andretti (R)	530	10	7	3	0	0	983	983.000	9,310
12	Johnny Boyd	500	3	2	5	0	0	324	624.000	18,049
13	Jud Larson	490	8	6	4	16	1	936	936.000	9,246
14	Bobby Unser	470	12	5	4	0	0	915	916.500	15,302
15	Bob Wente	420	6	3	6	0	0	610	905.500	15,003
16	Arnie Knepper	390	9	6	5	0	0	882	882.000	8,178
17	Len Sutton	338	8	5	2	0	0	676	886.000	16,771
18	Jim McElreath	320	9	5	4	33	3	936	1,051.500	12,944
19	Ronnie Duman	302	6	2	6	0	0	515	516.500	9,065
20	Dick Rathmann	300	1	1	7	0	0	197	492.500	13,500
21	Johnny Rutherford	270	11	3	5	0	0	658	661.000	10,568
22	Roger McCluskey	238	3	3	2	0	0	218	218.000	4,566
23	Bobby Grim	220	6	3	8	0	0	745	1,039.000	12,284
24	Joe Leonard (R)	210	5	2	5	0	0	458	458.000	3,624
25	Jim Hurtubise	160	4	1	2	0	0	381	592.500	10,561
	Troy Ruttman	160	4	2	4	0	0	277	425.500	9,864
	Mel Kenyon	160	5	2	5	0	0	590	590.000	4,318
	Tommy Copp	160	2	2	7	0	0	360	360.000	2,703
29	Bob Mathouser	123	7	4	6	0	0	624	739.500	9,116
30	Chuck Hulse	120	2	1	4	0	0	152	152.000	1,406
	Bill Foster	120	3	2	7	0	0	406	406.000	2,307
	Ralph Liguori	120	5	3	9	0	0	539	539.000	3,207
33	Art Malone	100	1	1	11	0	0	194	485.000	9,200
	Bob Veith	100	2	1	8	0	0	280	412.000	7,577
35	Eddie Sachs	80	2	1	6	0	0	100	101.500	6,951
	Chuck Stevenson	80	2	1	6	0	0	100	103.000	6,826
	Mickey Rupp	80	2	1	9	0	0	244	244.000	1,583
	Chuck Arnold	80	1	1	9	0	0	189	189.000	1,321
	George Snider (R)	80	1	1	9	0	0	189	189.000	959
40	Gordon Johncock (R)	60	4	1	10	0	0	354	354.000	2,219
41	Dee Jones	35	6	1	8	0	0	416	416.000	1,866
42	Chuck Rodee	30	2	1	10	0	0	143	143.000	780
	Bob Hurt	30	2	2	10	0	0	275	275.000	1,876
44	Buzz Gregory	15	1	1	12	0	0	134	134.000	709
45	Ed Kostenuk	10	3	1	12	0	0	214	214.000	778
	Chuck Booth	10	1	1	12	0	0	97	97.000	603
47	Frank Ballard	0	0	0	n/a	0	0	0	0.000	95
	Curley Boyd	0	1	0	17	0	0	10	10.000	245
	Jack Brabham	0	1	0	20	0	0	77	192.500	6,000
	Bill Cheesbough	0	1	0	16	0	0	131	327.500	6,400
	Jim Clark	0	2	0	18	14	2	143	213.500	12,859
	Jack Conely	0	1	0	16	0	0	42	42.000	488
	Dan Gurney	0	1	0	17	0	0	110	275.000	6,450
	Walt Hansgen	0	1	1	13	0	0	176	440.000	7,150
	Bill Horstmeyer	0	1	0	16	0	0	24	24.000	292
	Bruce Jacobi	0	3	2	13	0	0	301	301.000	1,415
	Eddie Johnson	0	1	0	26	0	0	6	15.000	5,900
	Dave MacDonald	0	1	0	29	0	0	1	2.500	5,100
	Porky Rachwitz	0	1	0	24	0	0	19	19.000	136
	Al Unser (R)	0	1	0	23	0	0	51	51.000	200
	Jerry Weld	0	1	0	18	0	0	72	72.000	130
	Dempsey Wilson	0	1	1	13	0	0	90	90.000	431

(R) – Rookie

## WINS

1	A.J. Foyt	10
2	Parnelli Jones	2
3	Lloyd Ruby	1

## POLES

1	Parnelli Jones	5
2	A.J. Foyt	2
	Rodger Ward	2
4	Don Branson	1
	Jim Clark	1
	Jim McElreath	1
	Johnny Rutherford	1

## 1964 USAC Driver Index – Starts/Finishes

DRIVER	1 PHX ST/FN	2 TREN ST/FN	3 IMS ST/FN	4 MIL ST/FN	5 LANG ST/FN	6 TREN ST/FN	7 SPR ST/FN	8 MIL ST/FN	9 DUQ ST/FN	10 ISF ST/FN	11 TREN ST/FN	12 SAC ST/FN	13 PHX ST/FN
Mario Andretti (R)	- -	16 11	- -	- -	8 9	8 11	9 6	9 3	11 15	6 10	6 22	16 8	3 18
Chuck Arnold	- -	- -	- -	- -	- -	- -	- -	- -	- -	- -	26 9	- -	- -
Frank Ballard	- -	22 DNS	- -	- -	- -	- -	- -	- -	- -	- -	- -	- -	- -
Chuck Booth	- -	- -	- -	- -	- -	- -	- -	- -	- -	- -	- -	18 12	- -
Curley Boyd	- -	- -	- -	- -	17 17	- -	- -	- -	- -	- -	- -	- -	- -
Johnny Boyd	16 14	- -	13 5	19 20	- -	- -	- -	- -	- -	- -	- -	- -	- -
Jack Brabham	- -	- -	25 20	- -	- -	- -	- -	- -	- -	- -	- -	- -	- -
Don Branson	4 4	- -	9 12	9 15	4 2	7 3	7 3	8 13	1 3	5 3	10 2	8 3	6 3
Bill Cheesbough	- -	- -	33 16	- -	- -	- -	- -	- -	- -	- -	- -	- -	- -
Jim Clark	- -	- -	1 24	- -	- -	- -	- -	- -	- -	- -	7 18	- -	- -
Jack Conely	- -	- -	- -	20 16	- -	- -	- -	- -	- -	- -	- -	- -	- -
Tommy Copp	- -	- -	- -	- -	- -	- -	- -	21 7	- -	- -	19 11	- -	- -
Ronnie Duman	- -	19 20	16 31	- -	- -	- -	- -	13 6	- -	8 7	- -	9 17	- -
Billy Foster	- -	- -	- -	- -	- -	- -	- -	18 16	- -	- -	21 7	- -	22 21
A.J. Foyt	2 1	1 1	5 1	2 1	2 1	4 1	16 1	3 26	2 1	1 1	4 20	5 1	2 19
Buzz Gregory	- -	- -	- -	- -	- -	24 12	- -	- -	- -	- -	- -	- -	- -
Bobby Grim	15 13	15 8	20 10	- -	- -	18 20	- -	20 19	- -	- -	- -	- -	16 12
Dan Gurney	- -	- -	6 17	- -	- -	- -	- -	- -	- -	- -	- -	- -	- -
Norm Hall	18 12	17 7	31 33	15 8	14 11	17 5	- -	24 11	12 12	9 11	17 5	12 13	20 7
Walt Hansgen	- -	- -	10 13	- -	- -	- -	- -	- -	- -	- -	- -	- -	- -
Bob Harkey	- -	14 15	27 8	10 7	6 13	19 4	6 10	6 18	- -	10 13	15 19	11 9	17 14
Bill Horstmeyer	- -	- -	- -	- -	- -	- -	14 16	- -	- -	- -	- -	- -	- -
Chuck Hulse	6 20	8 4	- -	- -	- -	- -	- -	- -	- -	- -	- -	- -	- -
Bob Hurt	- -	- -	- -	22 10	- -	- -	- -	26 15	- -	- -	- -	- -	- -
Jim Hurtubise	17 16	4 2	11 14	3 14	- -	- -	- -	- -	- -	- -	- -	- -	- -
Bruce Jacobi	- -	18 14	- -	- -	9 14	22 13	- -	- -	- -	- -	- -	- -	- -
Gordon Johncock (R)	- -	- -	- -	- -	- -	- -	15 18	22 21	- -	15 14	- -	- -	9 10
Eddie Johnson	- -	- -	24 26	- -	- -	- -	- -	- -	- -	- -	- -	- -	- -
Dee Jones	22 15	- -	- -	- -	16 16	20 23	18 14	- -	13 DNS	- -	24 17	- -	- -
Parnelli Jones	1 3	3 19	4 23	- -	- -	- -	5 13	1 1	3 16	3 17	1 1	1 16	1 17
Mel Kenyon	- -	- -	- -	16 5	- -	16 16	- -	16 22	- -	- -	11 10	- -	8 15
Arnie Knepper	- -	- -	- -	- -	13 5	12 24	12 7	11 8	8 10	17 6	16 23	13 11	12 16
Ed Kostenuk	21 19	21 12	- -	- -	- -	23 19	- -	- -	- -	- -	- -	- -	- -
Jud Larson	- -	- -	- -	- -	3 10	10 15	4 11	14 17	7 6	13 4	- -	4 6	19 6
Joe Leonard (R)	- -	- -	- -	- -	- -	- -	- -	- -	16 14	16 12	20 24	17 15	14 5
Ralph Liguori	- -	- -	- -	- -	- -	21 21	17 9	- -	15 9	- -	22 14	- -	21 11
Dave MacDonald	- -	- -	14 29	- -	- -	- -	- -	- -	- -	- -	- -	- -	- -
Art Malone	- -	- -	30 11	- -	- -	- -	- -	- -	- -	- -	- -	- -	- -
Bobby Marshman	13 7	5 3	2 25	18 21	5 3	3 22	2 2	7 24	4 2	2 16	3 16	6 2	10 13
Bob Mathouser	- -	20 9	28 22	8 19	7 6	- -	- -	25 14	- -	- -	25 13	- -	- -
Roger McCluskey	3 2	- -	- -	- -	- -	- -	- -	- -	- -	- -	13 8	7 7	18 DNS
Jim McElreath	20 11	- -	26 21	4 9	12 4	1 14	- -	5 12	10 5	- -	2 12	- -	11 25
Porky Rachwitz	- -	- -	- -	- -	- -	- -	- -	- -	- -	- -	- -	- -	26 24
Dick Rathmann	- -	- -	12 7	- -	- -	- -	- -	- -	- -	- -	- -	- -	- -
Chuck Rodee	- -	13 10	- -	- -	- -	- -	- -	- -	- -	- -	- -	- -	25 20
Lloyd Ruby	11 9	6 5	7 3	17 18	15 8	6 2	11 12	4 10	18 17	11 9	5 26	10 5	5 1
Mickey Rupp	- -	- -	- -	- -	- -	- -	- -	23 9	- -	- -	23 21	- -	- -
Johnny Rutherford	9 21	- -	15 27	14 22	1 12	14 17	8 17	12 5	6 7	7 18	- -	3 14	15 23
Troy Ruttman	- -	- -	18 18	13 4	- -	9 8	- -	- -	- -	- -	- -	- -	- -
Eddie Sachs	12 6	- -	17 30	- -	- -	- -	- -	- -	- -	- -	- -	- -	- -
George Snider (R)	- -	- -	- -	- -	- -	- -	- -	- -	- -	- -	- -	- -	24 9
Chuck Stevenson	- -	- -	29 28	7 6	- -	- -	- -	- -	- -	- -	- -	- -	- -
Len Sutton	14 22	- -	8 15	5 2	- -	5 10	3 5	- -	9 11	14 8	14 15	- -	- -
Bud Tingelstad	8 8	9 17	19 6	6 3	10 15	13 9	13 8	10 4	17 8	18 5	9 3	15 10	23 4
Al Unser (R)	- -	- -	- -	- -	- -	- -	- -	19 23	- -	- -	- -	- -	- -
Bobby Unser	7 17	- -	22 32	21 12	11 7	11 18	10 4	17 20	14 4	12 15	18 6	14 18	4 22
Bob Veith	- -	- -	23 19	- -	- -	- -	- -	- -	- -	- -	- -	- -	13 8
Rodger Ward	5 5	2 18	3 2	1 13	- -	2 7	1 15	2 2	5 13	4 2	8 4	2 4	7 2
Jerry Weld	19 18	- -	- -	- -	- -	- -	- -	- -	- -	- -	- -	- -	- -
Bob Wente	- -	11 6	32 9	11 11	- -	15 6	- -	15 25	- -	- -	12 25	- -	- -
Johnny White	10 10	10 16	21 4	12 7	- -	- -	- -	- -	- -	- -	- -	- -	- -
Dempsey Wilson	- -	12 13	- -	- -	- -	- -	- -	- -	- -	- -	- -	- -	- -

(R) – Rookie

See page 84 for Track Key

## 1963 USAC Driver Performance Chart

Rank	Driver	Points	Starts	Running at Finish	Top Finish	Laps Led	Times Led	Laps Completed (1,550)	Miles Completed (1,850)	Earnings
1	A.J. Foyt	2950	12	12	1	395	8	1549	1849.0	\$83,028.19
2	Rodger Ward	2210	11	9	1	371	6	1198	1498.0	67,630.40
3	Jim McElreath	1655	12	12	2	0	0	1,533	1833.0	33,578.60
4	Parnelli Jones	1540	11	6	1	167	2	895	1195.0	157,382.42
5	Don Branson	1352	12	10	2	5	1	1410	1710.0	35,953.74
6	Jim Clark	1200	3	2	1	277	3	449	749.0	67,818.00
7	Chuck Hulse	1020	11	7	2	30	1	1122	1422.0	25,600.26
8	Roger McCluskey	750	12	8	4	4	1	1382	1679.0	17,861.17
9	Jim Hurtubise	660	11	7	3	73	3	1045	1198.0	17,649.17
10	Johnny Rutherford	640	12	9	4	12	1	1190	1254.0	16,091.06
11	Dan Gurney (R)	580	3	2	3	97	1	546	846.0	21,657.00
	Troy Ruttman	580	5	5	3	0	0	836	1136.0	14,348.00
13	Bud Tingelstad	490	9	6	2	0	0	998	1067.0	14,676.03
14	Bobby Grim	440	7	6	2	0	0	816	934.5	13,689.77
15	Bobby Marshman	323	11	4	4	89	2	818	1112.0	12,012.54
16	Lloyd Ruby	320	11	5	4	30	1	904	1093.0	12,899.34
	Johnny White	320	7	5	7	0	0	811	811.0	5,839.42
18	Ronnie Duman	235	6	5	6	0	0	587	587.0	4,907.20
19	Al Miller	200	3	1	9	0	0	232	532.0	13,356.00
20	Len Sutton	170	6	5	6	0	0	635	635.0	4,372.91
21	Eddie Sachs	160	5	1	2	0	0	429	700.5	12,689.00
22	Dempsey Wilson	160	2	2	10	0	0	388	688.0	9,382.00
23	Dick Rathmann	150	1	1	10	0	0	200	500.0	10,463.00
24	Bob Harkey	120	6	5	9	0	0	581	581.0	3,617.26
25	Bobby Unser (R)	100	4	2	7	0	0	233	236.0	7,655.67
26	Bob Mathouser	70	6	4	11	0	0	719	719.0	3,377.89
27	Colby Scroggin	50	4	3	8	0	0	304	304.0	2,533.56
	Ralph Liguori	50	6	4	8	0	0	513	513.0	2,827.93
29	Jack Conley	40	2	2	9	0	0	273	273.0	1,665.00
	Ed Kostenuk	40	2	2	11	0	0	251	251.0	1,187.00
31	Arnie Knepper	30	3	2	10	0	0	214	214.0	1,469.90
	Chuck Booth	30	1	1	10	0	0	97	97.0	532.87
33	Eddie Johnson	20	2	1	12	0	0	289	289.0	7,215.00
34	Curtis Turner	10	1	1	12	0	0	94	94.0	441.00
	Jerry Daniels	10	1	1	12	0	0	97	97.0	1,122.50
	Sonny Helms	10	2	2	12	0	0	187	187.0	1,398.87
37	Johnny Boyd	0	2	1	14	0	0	110	128.0	5,915.00
	Bill Cantrell	0	1	0	14	0	0	49	49.0	355.00
	Duane Carter	0	1	0	23	0	0	100	250.0	5,700.00
	Bob Christie	0	1	1	13	0	0	200	500.0	7,900.00
	Allen Crowe	0	2	0	16	0	0	93	163.5	5,966.00
	Al Farmer	0	2	0	21	0	0	58	58.0	199.00
	Pat Flaherty	0	1	0	21	0	0	16	16.0	154.00
	Elmer George	0	1	0	30	0	0	21	52.5	5,350.00
	Paul Goldsmith	0	1	0	18	0	0	149	372.5	7,350.00
	Bruce Jacobi	0	1	1	13	0	0	142	142.0	496.00
	Mel Kenyon	0	1	1	14	0	0	142	142.0	440.00
	Art Malone	0	2	0	20	0	0	80	107.0	5,260.00
	Fred Peters	0	1	1	14	0	0	92	92.0	355.00
	Jim Rathmann	0	1	0	24	0	0	99	247.5	5,650.00
	Chuck Rodee	0	2	1	13	0	0	240	240.0	1,114.00
	Ebb Rose	0	1	1	14	0	0	200	500.0	7,550.00
	Mickey Shaw (R)	0	4	1	15	0	0	212	212.0	1,526.00
	Chuck Stevenson	0	1	0	21	0	0	110	275.0	5,700.00
	Bob Veith	0	3	2	13	0	0	365	476.0	7,233.00
	Jerry Weld (R)	0	3	2	13	0	0	300	300.0	1,433.00
	Bob Wente (R)	0	2	1	16	0	0	316	316.0	1,158.00

(R) – Rookie

## WINS

1	A.J. Foyt	5
	Rodger Ward	5
3	Jim Clark	1
	Parnelli Jones	1

## POLES

1	Rodger Ward	3
2	Jim Clark	2
	A.J. Foyt	2
4	Johnny Boyd	1
	Jim Hurtubise	1
	Parnelli Jones	1
	Johnny Rutherford	1
	Lloyd Ruby	1

## 1963 USAC Driver Index – Starts/Finishes

DRIVER	1 TREN ST/FN	2 IMS ST/FN	3 MIL ST/FN	4 LANG ST/FN	5 TREN ST/FN	6 SPR ST/FN	7 MIL ST/FN	8 DUQ ST/FN	9 ISF ST/FN	10 TREN ST/FN	11 SAC ST/FN	12 ASF ST/FN
Chuck Booth	- -	- -	- -	- -	- -	- -	- -	- -	- -	- -	18 10	- -
Johnny Boyd	- -	27 32	1 14	- -	- -	- -	- -	- -	- -	- -	- -	- -
Don Branson	11 17	3 5	5 17	- -	8 12	5 3	11 10	2 5	4 2	16 5	7 6	10 7
Bill Cantrell	- -	- -	- -	- -	- -	- -	- -	- -	- -	- -	15 14	- -
Duane Carter	- -	15 23	- -	- -	- -	- -	- -	- -	- -	- -	- -	- -
Bob Christie	- -	18 13	- -	- -	- -	- -	- -	- -	- -	- -	- -	- -
Jimmy Clark	- -	5 2	- -	- -	- -	- -	1 1	- -	- -	1 21	- -	- -
Jack Conely	- -	- -	22 9	- -	- -	- -	26 17	- -	- -	- -	- -	- -
Allen Crowe	9 16	13 27	- -	- -	- -	- -	- -	- -	- -	- -	- -	- -
Jerry Daniels	- -	- -	- -	- -	- -	- -	- -	- -	14 12	- -	- -	- -
Ronnie Duman	15 9	- -	17 10	10 6	10 10	15 16	- -	- -	13 9	- -	- -	- -
Al Farmer	20 21	- -	- -	- -	24 23	- -	- -	- -	- -	- -	- -	- -
Pat Flaherty	- -	- -	20 21	- -	- -	- -	- -	- -	- -	- -	- -	- -
A.J. Foyt	2 1	8 3	4 4	3 1	1 1	1 2	3 2	5 1	7 3	7 1	4 2	7 8
Elmer George	- -	28 30	- -	- -	- -	- -	- -	- -	- -	- -	- -	- -
Paul Goldsmith	- -	9 18	- -	- -	- -	- -	- -	- -	- -	- -	- -	- -
Bobby Grim	- -	20 25	15 11	- -	2 2	- -	16 9	- -	5 11	- -	16 8	4 10
Dan Gurney (R)	- -	12 7	- -	- -	- -	- -	2 3	- -	- -	2 16	- -	- -
Bob Harkey	- -	- -	- -	13 9	20 17	11 13	- -	- -	10 14	14 9	17 15	- -
Sonny Helms	- -	- -	- -	- -	- -	- -	- -	- -	8 13	- -	- -	6 12
Chuck Hulse	14 22	11 8	12 3	2 12	9 6	- -	6 5	4 3	3 15	17 19	6 16	2 2
Jim Hurtubise	13 3	2 22	2 19	1 3	6 4	16 17	13 8	3 8	15 10	5 24	11 11	- -
Bruce Jacobi	- -	- -	- -	- -	18 13	- -	- -	- -	- -	- -	- -	- -
Eddie Johnson	- -	21 20	- -	- -	- -	- -	- -	- -	- -	23 12	- -	- -
Parnelli Jones	3 2	1 1	- -	8 4	4 22	6 8	4 23	9 6	12 18	4 22	10 12	14 4
Mel Kenyon	- -	- -	- -	- -	21 14	- -	- -	- -	- -	- -	- -	- -
Arnie Knepper	- -	- -	- -	11 13	- -	18 10	- -	18 14	- -	- -	- -	- -
Ed Kostenuk	- -	- -	- -	- -	- -	- -	18 21	- -	- -	22 11	- -	- -
Ralph Liguori	- -	- -	18 16	12 8	23 15	17 14	- -	12 18	18 16	- -	- -	- -
Art Malone	- -	23 31	- -	- -	19 20	- -	- -	- -	- -	- -	- -	- -
Bobby Marshman	7 6	7 16	9 7	6 5	16 19	3 15	12 22	8 4	- -	9 20	3 18	3 18
Bob Mathouser	10 11	- -	- -	9 11	12 11	- -	24 15	- -	- -	26 15	- -	18 14
Roger McCluskey	8 8	14 15	8 18	4 10	3 7	13 4	15 6	11 11	9 6	3 18	5 5	12 5
Jim McElreath	5 4	6 6	14 5	7 2	11 8	9 6	23 11	7 7	6 5	15 4	8 3	16 3
Al Miller	- -	31 9	11 22	- -	- -	- -	7 25	- -	- -	- -	- -	- -
Fred Peters	21 14	- -	- -	- -	- -	- -	- -	- -	- -	- -	- -	- -
Dick Rathmann	- -	17 10	- -	- -	- -	- -	- -	- -	- -	- -	- -	- -
Jim Rathmann	- -	29 24	- -	- -	- -	- -	- -	- -	- -	- -	- -	- -
Chuck Rodee	- -	- -	- -	- -	- -	- -	25 20	- -	- -	21 13	- -	- -
Ebb Rose	- -	32 14	- -	- -	- -	- -	- -	- -	- -	- -	- -	- -
Lloyd Ruby	1 19	19 19	10 12	- -	14 24	12 9	5 26	13 17	16 8	24 8	13 4	5 16
Johnny Rutherford	22 10	26 29	19 20	5 7	17 16	2 5	9 7	6 10	2 4	18 6	2 17	1 11
Troy Ruttman	16 5	33 12	- -	- -	22 5	- -	17 14	- -	- -	19 3	- -	- -
Eddie Sachs	4 15	10 17	7 2	- -	- -	- -	22 24	- -	- -	12 23	- -	- -
Colby Scroggin	17 13	- -	13 8	- -	- -	- -	- -	- -	17 17	- -	- -	15 17
Mickey Shaw (R)	19 20	- -	- -	- -	13 18	- -	- -	14 15	- -	13 25	- -	- -
Chuck Stevenson	- -	22 21	- -	- -	- -	- -	- -	- -	- -	- -	- -	- -
Len Sutton	12 7	- -	6 6	- -	7 21	8 12	20 12	15 13	- -	- -	- -	- -
Bud Tingstad	- -	25 28	21 15	- -	15 9	10 11	19 18	16 12	- -	6 2	12 13	8 6
Curtis Turner	18 12	- -	- -	- -	- -	- -	- -	- -	- -	- -	- -	- -
Bobby Unser (R)	- -	16 33	- -	- -	- -	14 18	- -	- -	- -	- -	14 7	13 9
Bob Veith	- -	24 26	16 13	- -	- -	- -	8 13	- -	- -	- -	- -	- -
Rodger Ward	6 18	4 4	3 1	- -	5 3	4 1	14 4	1 2	1 1	11 26	1 1	9 1
Jerry Weld (R)	- -	- -	- -	- -	- -	- -	- -	17 16	- -	25 14	- -	17 13
Bob Wente (R)	- -	- -	- -	- -	- -	- -	21 16	- -	- -	10 17	- -	- -
Johnny White	- -	- -	- -	- -	- -	7 7	10 19	10 9	11 7	8 7	9 9	11 15
Dempsey Wilson	- -	30 11	- -	- -	- -	- -	- -	- -	- -	20 10	- -	- -

(R) – Rookie

See page 84 for Track Key

## 1962 USAC Driver Performance Chart

Rank	Driver	Points	Starts	Running at Finish	Top Finish	Laps Led	Times Led	Laps Completed (1,593)	Miles Completed (1,893)	Earnings
1	Rodger Ward	2460	9	8	1	453	6	1176	1476.0	\$149,436.12
2	A.J. Foyt	1950	13	10	1	384	8	1403	1539.5	40,222.86
3	Parnelli Jones	1760	13	10	1	387	9	1,470	1770.0	63,193.00
4	Don Branson	1700	13	11	1	134	2	1273	1573.0	31,955.65
5	Bobby Marshman	1581	13	10	1	23	2	1359	1659.0	28,624.21
6	Jim Hurtubise	1340	13	12	1	112	4	1418	1718.0	26,817.92
7	Len Sutton	1250	7	4	2	9	1	662	962.0	50,463.58
8	Jim McElreath	1210	13	10	3	0	0	1432	1732.0	21,985.20
9	Eddie Sachs	1060	6	3	3	0	0	802	1102.0	30,218.00
10	Don Davis	960	5	4	3	45	2	588	888.0	20,877.00
11	Lloyd Ruby	700	9	6	3	0	0	894	1194.0	14,300.03
12	Roger McCluskey	690	12	8	4	3	1	1143	1396.5	15,241.51
13	Ronnie Duman	405	9	7	6	0	0	961	961.0	6,290.00
14	Allen Crowe	305	8	6	5	0	0	792	817.5	10,408.00
15	Troy Ruttman	280	5	4	3	43	2	761	971.0	10,035.45
16	Bud Tingelstad	240	5	4	7	0	0	661	961.0	8,830.00
17	Chuck Hulse	230	10	6	6	0	0	843	979.5	10,060.39
18	Elmer George	229	10	2	3	0	0	565	643.0	10,023.33
19	Jim Rathmann	200	1	1	9	0	0	200	500.0	8,041.00
20	Johnny Boyd	150	1	1	10	0	0	200	500.0	8,841.00
21	Shorty Templeman	140	5	3	9	0	0	526	826.0	8,115.55
22	Al Farmer	100	7	3	8	0	0	506	506.0	2,300.80
23	Bobby Grim	97	4	3	8	0	0	418	562.0	6,818.87
24	Bob Mathouser (R)	83	6	3	8	0	0	578	578.0	2,609.96
25	Johnny Rutherford (R)	80	4	3	7	0	0	382	382.0	2,224.95
26	Bruce Jacobi (R)	75	3	3	9	0	0	327	327.0	1,624.00
27	Ernie Koch	70	6	3	9	0	0	406	406.0	2,468.40
	Bob Marvin	70	7	4	11	0	0	548	548.0	2,735.49
29	Chuck Rodee	60	3	2	11	0	0	303	328.5	7,457.00
30	Bob Veith	40	3	1	9	0	0	124	142.0	7,030.00
	Chuck Booth	40	2	2	9	0	0	144	144.0	789.74
32	Don Freeland	30	1	1	11	0	0	137	137.0	550.00
	Bill Cheesbourg	30	3	2	12	0	0	424	428.5	1,766.00
34	Red Riegel	20	1	1	11	0	0	95	95.0	612.00
	Fred Peters	20	4	1	11	0	0	232	232.0	869.44
36	Dempsey Wilson	10	1	1	12	0	0	92	92.0	373.00
	Porky Rachwitz	10	3	2	12	0	0	262	262.0	1,320.50
	Ralph Liguori	10	6	2	12	0	0	285	285.0	1,921.81
	Colby Scroggin	10	2	1	12	0	0	116	116.0	709.72
40	Chuck Arnold	0	1	1	14	0	0	81	81.0	299.00
	Bob Christie	0	2	0	16	0	0	126	151.5	5,611.00
	Jack Conely	0	4	2	14	0	0	452	452.0	1,385.00
	Johnny Coy	0	1	0	15	0	0	62	62.0	372.00
	Jimmy Daywalt	0	1	0	22	0	0	74	185.0	5,351.00
	Paul Goldsmith	0	1	0	26	0	0	26	65.0	5,031.00
	Roy Graham	0	1	1	13	0	0	85	85.0	336.00
	Dan Gurney (R)	0	1	0	20	0	0	92	230.0	5,161.00
	Gene Hartley	0	1	0	27	0	0	20	50.0	6,201.00
	Jim Hemmings	0	1	0	20	0	0	65	65.0	304.00
	Eddie Johnson	0	2	0	20	0	0	81	138.0	6,473.00
	Ed Kostenuk	0	1	1	15	0	0	184	184.0	445.00
	Art Malone (R)	0	1	1	18	0	0	46	46.0	156.00
	Al Miller (R)	0	1	0	14	0	0	78	78.0	200.00
	Leroy Neumayer	0	3	1	14	0	0	251	251.0	1,020.00
	Bill Randall	0	1	0	24	0	0	12	12.0	100.00
	Dick Rathmann	0	4	0	16	0	0	363	439.5	5,953.00
	Ebb Rose	0	1	1	14	0	0	200	500.0	6,001.00
	Paul Russo	0	1	0	28	0	0	94	235.0	4,921.00
	Jack Turner	0	3	0	19	0	0	116	141.5	5,588.00

(R) – Rookie

## WINS

1	A.J. Foyt	4
	Rodger Ward	4
3	Don Branson	2
4	Jim Hurtubise	1
	Parnelli Jones	1
	Bobby Marshman	1

## POLES

1	A.J. Foyt	5
2	Parnelli Jones	4
3	Don Davis	1
	Jim Hurtubise	1
	Bobby Marshman	1
	Roger McCluskey	1



## 1962 USAC Driver Index – Starts/Finishes

DRIVER	1 TREN ST/FN	2 IMS ST/FN	3 MIL ST/FN	4 LANG ST/FN	5 TREN ST/FN	6 SPR ST/FN	7 MIL ST/FN	8 LANG ST/FN	9 SYR ST/FN	10 ISF ST/FN	11 TREN ST/FN	12 SAC ST/FN	13 ASF ST/FN
Chuck Arnold	14 14	- -	- -	- -	- -	- -	- -	- -	- -	- -	- -	- -	- -
Chuck Booth	- -	- -	- -	- -	- -	- -	- -	- -	- -	- -	- -	18 9	12 15
Johnny Boyd	- -	28 10	- -	- -	- -	- -	- -	- -	- -	- -	- -	- -	- -
Don Branson	6 4	11 12	2 17	2 4	3 2	3 3	16 25	2 1	2 7	3 2	4 1	4 2	13 8
Bill Cheesbourg	- -	- -	- -	16 12	- -	- -	24 12	- -	- -	- -	16 17	- -	- -
Bob Christie	- -	31 30	- -	- -	19 16	- -	- -	- -	- -	- -	- -	- -	- -
Jack Conely	- -	- -	5 22	- -	21 19	- -	23 14	- -	- -	- -	21 16	- -	- -
Johnny Coy	22 15	- -	- -	- -	- -	- -	- -	- -	- -	- -	- -	- -	- -
Allen Crowe	- -	22 31	16 10	8 10	14 8	- -	18 10	9 12	11 5	17 14	- -	- -	- -
Don Davis	1 5	12 4	7 8	15 17	10 3	- -	- -	- -	- -	- -	- -	- -	- -
Jimmy Daywalt	- -	33 22	- -	- -	- -	- -	- -	- -	- -	- -	- -	- -	- -
Ronnie Duman	19 19	- -	11 6	13 6	17 10	- -	6 8	13 10	17 9	11 10	18 20	- -	- -
Al Farmer	- -	- -	- -	11 8	- -	11 14	17 24	10 8	15 16	- -	23 18	15 16	- -
A.J. Foyt	2 1	5 23	1 1	3 1	1 7	5 7	7 2	1 4	4 2	6 16	1 4	1 1	10 2
Don Freeland	- -	- -	- -	- -	13 11	- -	- -	- -	- -	- -	- -	- -	- -
Elmer George	- -	17 17	4 18	- -	- -	6 10	21 17	- -	18 18	16 18	- -	12 3	3 16
Paul Goldsmith	- -	26 26	- -	- -	- -	- -	- -	- -	- -	- -	- -	- -	- -
Roy Graham	20 13	- -	- -	- -	- -	- -	- -	- -	- -	- -	- -	- -	- -
Bobby Grim	- -	15 19	- -	- -	- -	9 8	- -	- -	- -	13 11	12 11	- -	- -
Dan Gurney (R)	- -	8 20	- -	- -	- -	- -	- -	- -	- -	- -	- -	- -	- -
Gene Hartley	- -	20 27	- -	- -	- -	- -	- -	- -	- -	- -	- -	- -	- -
Jim Hemmings	- -	- -	- -	- -	18 20	- -	- -	- -	- -	- -	- -	- -	- -
Chuck Hulse	15 22	16 21	- -	10 13	11 13	- -	26 26	6 6	- -	9 7	7 10	9 13	17 10
Jim Hurtubise	9 6	29 13	3 3	1 3	7 5	2 1	9 21	3 2	6 4	2 8	5 9	2 4	6 5
Bruce Jacobi (R)	21 11	- -	- -	12 9	9 12	- -	- -	- -	- -	- -	- -	- -	- -
Eddie Johnson	- -	18 25	18 20	- -	- -	- -	- -	- -	- -	- -	- -	- -	- -
Parnelli Jones	3 2	1 7	8 2	4 2	5 4	8 2	4 9	5 3	1 15	1 1	10 19	8 5	1 4
Ernie Koch	- -	- -	- -	- -	- -	- -	- -	16 16	16 12	15 9	9 22	10 11	18 17
Ed Kostenuk	- -	- -	- -	- -	- -	- -	- -	- -	- -	- -	19 15	- -	- -
Ralph Liguori	- -	- -	- -	18 18	23 22	- -	- -	15 17	- -	14 12	- -	7 17	14 13
Art Malone (R)	- -	- -	- -	- -	- -	- -	- -	- -	- -	- -	- -	- -	5 18
Bobby Marshman	10 10	3 5	21 12	5 5	15 21	10 4	1 3	7 9	7 13	8 6	14 3	5 15	4 1
Bobby Marvin	13 17	- -	- -	- -	- -	17 9	19 15	12 11	14 17	4 17	- -	- -	8 12
Bob Mathouser (R)	- -	- -	- -	7 16	20 17	12 18	- -	11 13	8 8	- -	20 12	- -	- -
Roger McCluskey	8 8	9 16	20 5	6 14	- -	1 15	10 6	4 5	13 6	12 4	15 21	16 18	7 6
Jim McElreath	12 16	7 6	14 14	9 7	8 6	16 5	15 5	8 7	5 10	10 3	8 8	3 14	- -
Al Miller (R)	- -	- -	- -	- -	- -	- -	- -	- -	12 14	- -	- -	- -	- -
Leroy Neumayer	- -	- -	- -	14 15	26 14	15 16	- -	- -	- -	- -	- -	- -	- -
Fred Peters	- -	- -	- -	- -	16 23	13 11	- -	14 15	- -	- -	24 24	- -	- -
Porky Rachwitz	- -	- -	12 13	- -	- -	14 12	- -	17 14	- -	- -	- -	- -	- -
Bill Randall	- -	- -	- -	- -	22 24	- -	- -	- -	- -	- -	- -	- -	- -
Dick Rathmann	16 20	13 24	- -	- -	4 18	- -	2 16	- -	- -	- -	- -	- -	- -
Jim Rathmann	- -	23 9	- -	- -	- -	- -	- -	- -	- -	- -	- -	- -	- -
Red Riegel	- -	- -	- -	17 11	- -	- -	- -	- -	- -	- -	- -	- -	- -
Chuck Rodee	- -	21 32	6 11	- -	- -	- -	14 11	- -	- -	- -	- -	- -	- -
Ebb Rose	- -	32 14	- -	- -	- -	- -	- -	- -	- -	- -	- -	- -	- -
Lloyd Ruby	- -	24 8	10 19	- -	- -	7 6	13 22	- -	10 11	7 13	17 6	6 8	9 3
Paul Russo	- -	14 28	- -	- -	- -	- -	- -	- -	- -	- -	- -	- -	- -
Johnny Rutherford (R)	- -	- -	- -	- -	- -	- -	- -	- -	- -	18 15	22 14	17 7	11 11
Troy Ruttman	- -	30 18	- -	- -	- -	- -	25 13	- -	9 3	- -	2 13	11 6	2 7
Eddie Sachs	11 18	27 3	13 21	- -	6 15	- -	12 4	- -	- -	- -	11 7	- -	- -
Colby Scroggin	- -	- -	- -	- -	- -	- -	- -	- -	- -	- -	- -	14 12	15 14
Len Sutton	5 7	4 2	9 15	- -	- -	- -	11 20	- -	- -	- -	13 2	13 10	16 9
Shorty Templeman	7 9	6 11	17 16	- -	- -	18 13	22 18	- -	- -	- -	- -	- -	- -
Bud Tingelstad	17 21	10 15	19 7	- -	12 9	- -	8 7	- -	- -	- -	- -	- -	- -
Jack Turner	- -	25 29	- -	- -	- -	- -	5 19	- -	- -	- -	6 23	- -	- -
Bob Veith	- -	19 33	15 9	- -	- -	- -	20 23	- -	- -	- -	- -	- -	- -
Rodger Ward	4 3	2 1	22 4	- -	2 1	4 17	3 1	- -	3 1	5 5	3 5	- -	- -
Dempsey Wilson	18 12	- -	- -	- -	- -	- -	- -	- -	- -	- -	- -	- -	- -

(R) – Rookie

See page 84 for Track Key

## 1961 USAC Driver Performance Chart

Rank	Driver	Points	Starts	Running at Finish	Top Finish	Laps Led	Times Led	Laps Completed (1,388)	Miles Completed (1,688)	Earnings
1	A.J. Foyt	2150	12	7	1	358	13	1108	1408.0	\$153,168
2	Eddie Sachs	1760	7	6	1	214	8	885	1185.0	72,030
3	Rodger Ward	1680	11	7	1	332	8	983	1283.0	49,826
4	Shorty Templeman	1190	9	7	2	0	0	955	1255.0	27,958
5	Al Keller	1000	11	5	2	11	1	904	1204.0	24,214
6	Jim Hurtubise	939	11	5	1	285	5	1000	1153.0	28,870
7	Len Sutton	860	10	9	2	2	1	1085	1250.0	19,346
8	Bobby Marshman (R)	769	12	7	2	0	0	1093	1393.0	22,079
9	Dick Rathmann	750	8	6	3	0	0	868	1114.0	16,083
	Parnelli Jones	750	11	7	1	117	8	1044	1332.0	25,796
11	Lloyd Ruby	670	7	3	1	23	1	620	920.0	19,537
12	Don Branson	530	12	6	3	0	0	821	824.0	13,958
13	Elmer George	470	9	7	4	0	0	761	761.0	7,092
14	Chuck Stevenson	400	1	1	6	0	0	200	500.0	9,875
15	Roger McCluskey	370	10	5	5	0	0	756	832.5	10,620
16	A.J. Shepherd	360	6	5	4	0	0	631	707.5	8,942
17	Chuck Hulse	302	9	5	4	0	0	880	880.0	6,469
18	Jim McElreath (R)	290	4	3	3	0	0	295	295.0	5,406
19	Al Farmer	260	6	3	5	0	0	415	415.0	3,655
20	Jack Brabham	200	1	1	9	0	0	200	500.0	7,250
21	Johnny Boyd	160	4	2	7	0	0	458	615.5	7,435
22	Norm Hall	150	1	1	10	0	0	200	500.0	8,250
23	Troy Ruttman	140	3	1	3	10	2	276	433.5	9,549
	Don Davis	140	9	4	8	0	0	826	899.5	9,505
25	Ronnie Duman	128	5	3	9	0	0	590	590.0	2,958
26	Bob Christie	110	4	2	9	0	0	449	647.0	7,063
27	Gene Hartley	100	1	1	11	0	0	198	495.0	5,820
28	Len Duncan	60	1	1	7	0	0	98	98.0	764
	Red Riegel (R)	60	3	1	7	0	0	166	166.0	1,493
	Ralph Liguori	60	1	1	7	0	0	96	96.0	1,516
31	Fred Peters	50	2	1	9	0	0	165	165.0	1,264
32	Don Freeland	40	1	1	9	0	0	99	99.0	987
	Danny Jones	40	2	2	9	0	0	189	189.0	1,614
	Allen Crowe	40	5	3	10	0	0	479	479.0	1,803
35	Bob Cleberg	30	1	1	10	0	0	97	97.0	662
	Wayne Weiler	30	2	1	10	0	0	245	465.5	5,949
	Bruce Jacobi (R)	30	2	1	10	0	0	176	176.0	1,157
38	Rex Easton	22	1	1	9	0	0	50	50.0	841
39	Eddie Johnson	20	2	1	11	0	0	225	415.5	5,562
	Bud Tingelstad	20	2	1	11	0	0	284	284.0	1,393
	Bob Mathouser (R)	20	1	1	11	0	0	94	94.0	1,112
42	Dempsey Wilson	10	4	1	12	0	0	358	575.5	6,119
	Jack Turner	10	3	1	12	0	0	206	284.0	6,279
44	Tony Bettenhausen	0	1	0	19	30	1	31	31.0	132
	Bill Cheesbourg	0	2	1	13	0	0	147	222.0	5,239
	Leon Clum	0	1	0	18	0	0	173	173.0	333
	Tommy Copp	0	1	0	21	0	0	18	18.0	88
	Johnny Coy	0	2	0	22	0	0	15	15.0	185
	Jimmy Daywalt	0	1	0	31	0	0	27	67.5	4,890
	Paul Goldsmith	0	2	0	14	0	0	204	444.0	5,480
	Cliff Griffith	0	1	0	24	0	0	55	137.5	4,750
	Bobby Grim	0	1	0	32	0	0	26	65.0	4,660
	Don Horvath	0	1	1	13	0	0	95	95.0	396
	Ernie Koch	0	1	0	22	0	0	59	59.0	167
	Leroy Neumayer	0	1	1	13	0	0	84	84.0	277
	Porky Rachwitz (R)	0	1	0	16	0	0	47	47.0	184
	Jim Rathmann	0	1	0	30	6	1	48	120.0	5,270
	Ebb Rose	0	2	0	23	0	0	99	238.5	4,697
	Jack Rounds	0	2	0	17	0	0	40	40.0	355
	Bob Veith	0	2	0	17	0	0	64	64.0	362
	Ray Wearne	0	1	0	17	0	0	10	10.0	150

(R) – Rookie

## WINS

1	A.J. Foyt	4
2	Rodger Ward	3
3	Eddie Sachs	2
4	Jim Hurtubise	1
	Parnelli Jones	1
	Lloyd Ruby	1

## POLES

1	Al Keller	2
	Eddie Sachs	2
3	Tony Bettenhausen	1
	Don Branson	1
	A.J. Foyt	1
	Jim Hurtubise	1
	Parnelli Jones	1
	Dick Rathmann	1
	Shorty Templeman	1
	Rodger Ward	1

## 1961 USAC Driver Index – Starts/Finishes

DRIVER	1 TREN ST/FN	2 IMS ST/FN	3 MIL ST/FN	4 LANG ST/FN	5 MIL ST/FN	6 SPR ST/FN	7 DUQ ST/FN	8 SYR ST/FN	9 ISF ST/FN	10 TREN ST/FN	11 SAC ST/FN	12 ASF ST/FN
Tony Bettenhausen	1 19	- -	- -	- -	- -	- -	- -	- -	- -	- -	- -	- -
Johnny Boyd	- -	20 21	14 7	- -	25 8	- -	- -	- -	- -	22 15	- -	- -
Jack Brabham	- -	13 9	- -	- -	- -	- -	- -	- -	- -	- -	- -	- -
Don Branson	3 16	2 33	7 6	4 14	1 24	6 15	6 6	3 17	5 8	3 4	14 7	5 3
Bill Cheesbourg	- -	9 28	21 13	- -	- -	- -	- -	- -	- -	- -	- -	- -
Bob Christie	- -	16 17	22 20	- -	10 9	- -	- -	- -	- -	20 10	- -	- -
Bob Cleberg	17 10	- -	- -	- -	- -	- -	- -	- -	- -	- -	- -	- -
Leon Clum	- -	- -	- -	- -	19 18	- -	- -	- -	- -	- -	- -	- -
Tommy Copp	22 21	- -	- -	- -	- -	- -	- -	- -	- -	- -	- -	- -
Johnny Coy	13 22	- -	- -	- -	- -	- -	- -	- -	- -	16 22	- -	- -
Allen Crowe	- -	- -	- -	- -	21 16	12 17	- -	6 13	- -	17 12	- -	11 10
Don Davis	- -	27 29	- -	8 13	16 13	5 14	8 10	5 12	11 13	8 8	6 8	- -
Jimmy Daywalt	- -	23 31	- -	- -	- -	- -	- -	- -	- -	- -	- -	- -
Ronnie Duman	- -	- -	20 15	- -	17 11	- -	- -	16 10	- -	13 13	8 9	- -
Len Duncan	14 7	- -	- -	- -	- -	- -	- -	- -	- -	- -	- -	- -
Rex Easton	- -	- -	- -	17 9	- -	- -	- -	- -	- -	- -	- -	- -
Al Farmer	- -	- -	- -	12 16	- -	16 7	13 13	14 16	- -	- -	18 5	6 5
A.J. Foyt	5 5	7 1	4 22	3 1	5 3	3 2	2 1	12 18	1 1	2 14	5 12	9 15
Don Freeland	- -	- -	13 9	- -	- -	- -	- -	- -	- -	- -	- -	- -
Elmer George	10 8	- -	6 8	15 4	- -	18 8	14 14	11 6	10 15	- -	4 6	14 9
Paul Goldsmith	- -	17 14	17 18	- -	- -	- -	- -	- -	- -	- -	- -	- -
Cliff Griffith	- -	30 24	- -	- -	- -	- -	- -	- -	- -	- -	- -	- -
Bobby Grim	- -	24 32	- -	- -	- -	- -	- -	- -	- -	- -	- -	- -
Norm Hall	- -	32 10	- -	- -	- -	- -	- -	- -	- -	- -	- -	- -
Gene Hartley	- -	15 11	- -	- -	- -	- -	- -	- -	- -	- -	- -	- -
Don Horvath	20 13	- -	- -	- -	- -	- -	- -	- -	- -	- -	- -	- -
Chuck Hulse	18 12	- -	16 14	10 18	15 17	9 13	4 4	- -	6 6	4 6	- -	15 14
Jim Hurtubise	7 2	3 22	3 5	2 8	4 7	4 1	1 18	7 3	8 18	7 2	10 14	- -
Bruce Jacobi (R)	15 14	- -	- -	16 10	- -	- -	- -	- -	- -	- -	- -	- -
Eddie Johnson	- -	10 18	19 11	- -	- -	- -	- -	- -	- -	- -	- -	- -
Danny Jones	- -	- -	- -	- -	- -	- -	- -	9 14	17 9	- -	- -	- -
Parnelli Jones	6 15	5 12	- -	11 2	2 23	1 11	3 12	17 5	3 12	10 9	11 2	3 1
Al Keller	- -	26 5	5 2	1 15	9 12	14 18	7 5	8 4	12 16	9 5	12 18	1 17
Ernie Koch	- -	- -	- -	- -	13 22	- -	- -	- -	- -	- -	- -	- -
Ralph Liguori	- -	- -	- -	- -	- -	- -	- -	- -	16 7	- -	- -	- -
Bobby Marshman (R)	19 17	33 7	12 19	5 11	20 15	8 9	10 8	10 7	2 2	5 19	13 3	12 11
Bob Mathouser (R)	- -	- -	- -	- -	- -	- -	- -	- -	18 11	- -	- -	- -
Roger McCluskey	12 6	29 27	15 17	13 5	- -	- -	17 15	2 8	13 14	18 7	3 11	4 7
Jim McElreath (R)	- -	- -	- -	- -	- -	- -	- -	- -	14 3	19 21	16 10	18 4
Leroy Neumayer	- -	- -	- -	- -	- -	- -	- -	- -	- -	- -	- -	17 13
Fred Peters	11 9	- -	- -	14 12	- -	- -	- -	- -	- -	- -	- -	- -
Porky Rachwitz (R)	- -	- -	- -	- -	- -	- -	- -	- -	- -	- -	- -	16 16
Dick Rathmann	9 4	6 13	1 3	9 6	11 4	10 3	- -	- -	15 10	21 20	- -	- -
Jim Rathmann	- -	11 30	- -	- -	- -	- -	- -	- -	- -	- -	- -	- -
Red Riegel (R)	- -	- -	- -	18 7	- -	- -	- -	- -	- -	- -	9 13	10 18
Ebb Rose	- -	19 23	- -	- -	24 26	- -	- -	- -	- -	- -	- -	- -
Jack Rounds	16 20	- -	- -	6 17	- -	- -	- -	- -	- -	- -	- -	- -
Lloyd Ruby	- -	25 8	10 21	- -	7 1	11 16	18 16	18 11	- -	6 18	- -	- -
Troy Ruttman	8 3	22 20	18 16	- -	- -	- -	- -	- -	- -	- -	- -	- -
Eddie Sachs	2 1	1 2	- -	7 3	12 5	- -	9 3	- -	- -	1 1	- -	7 6
A.J. Shepherd	21 11	14 26	- -	- -	14 6	2 4	12 7	13 15	- -	- -	- -	- -
Chuck Stevenson	- -	28 6	- -	- -	- -	- -	- -	- -	- -	- -	- -	- -
Len Sutton	- -	8 19	9 4	- -	8 2	7 10	11 9	15 9	9 4	14 11	7 4	13 8
Shorty Templeman	- -	18 4	- -	- -	18 10	13 5	16 2	4 2	4 5	15 16	1 16	8 12
Bud Tingelstad	- -	- -	- -	- -	26 14	- -	15 11	- -	- -	- -	- -	- -
Jack Turner	- -	21 25	- -	- -	22 21	15 12	- -	- -	- -	- -	- -	- -
Bob Veith	- -	- -	- -	- -	6 25	- -	- -	- -	- -	11 17	- -	- -
Rodger Ward	4 18	4 3	2 1	- -	3 19	17 6	5 17	1 1	7 17	12 3	2 1	2 2
Ray Wearne	- -	- -	- -	- -	- -	- -	- -	- -	- -	- -	17 17	- -
Wayne Weiler	- -	12 15	8 10	- -	- -	- -	- -	- -	- -	- -	- -	- -
Dempsey Wilson	- -	31 16	11 12	- -	23 20	- -	- -	- -	- -	- -	15 15	- -

(R) – Rookie

See page 84 for Track Key

## 1960 USAC Driver Performance Chart

Rank	Driver	Points	Starts	Running at Finish	Top Finish	Laps Led	Times Led	Laps Completed (1,400)	Miles Completed (1,700)	Earnings
1	A.J. Foyt	1680	12	9	1	197	7	1110	1245.0	\$45,120
2	Rodger Ward	1390	10	4	1	308	15	820	1120.0	64,403
3	Don Branson	1220	12	8	3	184	5	1,056	1356.0	26,663
4	Jim Rathmann	1000	3	1	1	100	12	337	637.0	110,396
5	Tony Bettenhausen	940	11	7	2	123	1	1040	1227.5	29,622
6	Gene Force	830	11	8	3	0	0	1109	1220.0	17,399
7	Johnny Thomson	800	8	4	4	118	3	741	1041.0	20,456
8	Len Sutton	780	8	6	1	12	1	769	839.5	20,145
9	Lloyd Ruby	710	9	7	4	0	0	995	1295.0	13,897
10	Paul Goldsmith	700	1	1	3	0	0	200	500.0	24,350
	Jim Packard	700	8	6	1	132	4	820	820.0	13,738
12	Eddie Sachs	650	10	6	1	38	6	957	1155.0	24,344
13	Wayne Weiler	500	9	6	3	0	0	870	1024.5	10,725
14	Bobby Grim	480	10	7	1	76	1	906	1197.0	14,251
15	Eddie Johnson	440	3	2	6	0	0	401	701.0	10,218
16	Jim Hurtubise	420	12	5	1	68	4	1064	1341.5	21,685
17	Dick Rathmann	370	5	4	3	0	0	537	600.0	9,876
18	Parnelli Jones (R)	333	8	4	2	3	1	793	793.0	7,177
19	Roger McCluskey (R)	320	6	4	4	0	0	484	484.0	5,788
20	Al Farmer	300	7	3	3	20	1	451	451.0	5,645
21	Elmer George	270	5	3	3	0	0	416	416.0	4,112
22	Bob Veith	250	2	2	8	0	0	297	597.0	8,347
	Ernie Koch	250	5	4	5	0	0	536	536.0	3,567
24	Don Freeland	240	3	1	4	0	0	345	538.5	6,869
25	Bud Tingelstad (R)	210	3	3	9	0	0	391	691.0	7,667
26	Jim McWhitney	160	5	3	3	0	0	483	473.0	8,490
27	Shorty Templeman	157	6	6	9	0	0	733	1019.5	9,046
28	Bob Christie	150	1	1	10	0	0	200	500.0	6,700
29	Chuck Stevenson	130	6	3	6	0	0	528	822.0	7,481
30	Richard Amick	100	2	1	11	0	0	218	518.0	5,711
	Dempsey Wilson	100	4	2	8	0	0	357	373.5	5,909
32	Jack Rounds	80	3	1	7	20	1	175	175.0	1,493
33	Chuck Hulse (R)	70	5	4	10	0	0	387	387.0	2,661
34	Duane Carter	50	1	1	12	0	0	200	500.0	5,450
	Jack Turner	50	2	1	8	0	0	266	266.0	1,434
	Bill Homeier	50	3	2	9	0	0	348	648.0	6,126
	A.J. Shepherd	50	1	1	8	0	0	98	98.0	563
	Bruce Jacobi (R)	50	1	1	8	0	0	90	90.0	493
39	Gigs Stephens	40	1	1	9	0	0	99	99.0	563
	Johnny Boyd	40	3	1	9	0	0	250	365.5	5,220
	Lee Drollinger	40	4	2	10	0	0	283	283.0	1,979
	Don Davis	40	1	1	9	0	0	89	89.0	454
43	Bill Cheesbourg	10	1	1	12	0	0	98	98.0	631
	Fred Peters	10	2	2	12	0	0	181	181.0	724
	Bob Cleberg	10	1	0	12	0	0	59	59.0	306
46	Chuck Arnold	0	1	1	13	0	0	96	96.0	338
	Jimmy Bryan	0	2	0	18	0	0	152	380.0	4,616
	Len Duncan	0	1	1	15	0	0	91	91.0	263
	Gene Hartley	0	2	1	14	0	0	228	522.0	5,822
	Al Herman	0	2	1	14	0	0	126	177.0	4,310
	Bill Hyde	0	1	0	15	0	0	13	13.0	207
	Danny Jones	0	2	0	16	0	0	20	20.0	323
	Harold Leep	0	1	1	14	0	0	97	97.0	300
	Ralph Liguori	0	1	0	16	0	0	62	62.0	225
	Chuck Rodee	0	2	2	16	0	0	257	257.0	626
	Eddie Russo	0	1	0	26	0	0	84	210.0	4,140
	Troy Ruttman	0	1	0	20	11	2	134	335.0	6,255
	Nelson Stacy	0	1	1	15	0	0	97	97.0	373

(R) – Rookie

## WINS

1	A.J. Foyt	4
2	Rodger Ward	2
3	Bobby Grim	1
	Jim Hurtubise	1
	Jim Packard	1
	Jim Rathmann	1
	Eddie Sachs	1
	Len Sutton	1

## POLES

1	Don Branson	5
2	Johnny Thomson	2
	Rodger Ward	2
4	Bob Cleberg	1
	Jim Hurtubise	1
	Lloyd Ruby	1

## 1960 USAC Driver Index – Starts/Finishes

DRIVER	1 TREN ST/FN	2 IMS ST/FN	3 MIL ST/FN	4 LANG ST/FN	5 SPR ST/FN	6 MIL ST/FN	7 DUQ ST/FN	8 SYR ST/FN	9 ISF ST/FN	10 TREN ST/FN	11 SAC ST/FN	12 ASF ST/FN
Red Amick	- -	22 11	- -	18 17	- -	- -	- -	- -	- -	- -	- -	- -
Chuck Arnold	20 13	- -	- -	- -	- -	- -	- -	- -	- -	- -	- -	- -
Tony Bettenhausen	4 2	18 23	8 4	- -	6 15	10 14	7 2	13 2	9 2	4 6	10 5	18 16
Johnny Boyd	- -	13 27	5 9	- -	- -	6 22	- -	- -	- -	- -	- -	- -
Don Branson	3 22	8 4	14 22	1 15	1 7	4 19	1 8	6 12	6 4	1 4	1 3	12 4
Jimmy Bryan	- -	10 19	- -	2 18	- -	- -	- -	- -	- -	- -	- -	- -
Duane Carter	- -	27 12	- -	- -	- -	- -	- -	- -	- -	- -	- -	- -
Bill Cheesbourg	- -	- -	16 12	- -	- -	- -	- -	- -	- -	- -	- -	- -
Bob Christie	- -	14 10	- -	- -	- -	- -	- -	- -	- -	- -	- -	- -
Bob Cleberg	- -	- -	- -	- -	- -	- -	- -	- -	- -	- -	- -	1 12
Don Davis	- -	- -	- -	- -	- -	- -	- -	- -	- -	- -	- -	16 9
Lee Drollinger	16 12	- -	- -	- -	- -	- -	- -	- -	12 10	- -	15 15	15 14
Len Duncan	14 15	- -	- -	- -	- -	- -	- -	- -	- -	- -	- -	- -
Al Farmer	21 11	- -	- -	15 4	10 16	24 25	5 3	- -	2 15	- -	- -	2 11
Gene Force	8 5	20 28	12 7	6 3	- -	7 5	8 12	14 16	4 3	8 9	12 6	11 7
A.J. Foyt	5 4	16 25	4 2	9 16	8 17	14 2	4 1	9 3	8 1	2 3	7 1	9 1
Don Freeland	11 21	11 22	- -	- -	- -	21 4	- -	- -	- -	- -	- -	- -
Elmer George	- -	- -	- -	- -	7 3	- -	17 14	16 8	- -	- -	5 13	14 6
Paul Goldsmith	- -	26 3	- -	- -	- -	- -	- -	- -	- -	- -	- -	- -
Bobby Grim	17 10	21 16	18 19	8 8	17 18	- -	9 7	3 1	13 16	- -	4 9	6 5
Gene Hartley	6 19	24 14	- -	- -	- -	- -	- -	- -	- -	- -	- -	- -
Al Herman	22 14	30 32	- -	- -	- -	- -	- -	- -	- -	- -	- -	- -
Bill Homeier	- -	31 13	- -	13 9	11 12	- -	- -	- -	- -	- -	- -	- -
Chuck Hulse (R)	- -	- -	- -	- -	- -	- -	15 11	4 10	17 11	17 17	- -	7 17
Jim Hurtubise	13 17	23 18	7 11	3 1	9 10	23 26	3 13	12 15	14 12	15 13	9 14	5 2
Bill Hyde	- -	- -	- -	- -	- -	- -	- -	- -	- -	- -	- -	8 15
Bruce Jacobi (R)	- -	- -	- -	- -	- -	- -	- -	- -	- -	- -	- -	10 8
Eddie Johnson	- -	7 6	- -	- -	- -	26 11	- -	- -	- -	16 22	- -	- -
Danny Jones	- -	- -	- -	- -	- -	- -	- -	- -	- -	- -	14 16	17 18
Parnelli Jones (R)	- -	- -	13 16	14 6	- -	2 13	12 18	10 6	5 17	6 19	2 2	- -
Ernie Koch	- -	- -	- -	- -	13 14	18 9	- -	7 5	- -	12 12	13 7	- -
Harold Leep	- -	- -	- -	- -	- -	- -	- -	17 14	- -	- -	- -	- -
Ralph Liguori	19 16	- -	- -	- -	- -	- -	- -	- -	- -	- -	- -	- -
Roger McCluskey (R)	- -	- -	- -	10 5	15 13	- -	18 15	- -	15 6	10 11	3 4	- -
Jim McWhitney	7 3	32 29	- -	7 14	- -	25 12	- -	- -	- -	7 15	- -	- -
Jim Packard	12 6	- -	- -	5 2	2 1	22 6	6 5	2 13	3 18	22 20	- -	- -
Fred Peters	- -	- -	- -	16 12	- -	- -	- -	- -	- -	18 16	- -	- -
Dick Rathmann	- -	4 31	22 10	12 10	- -	3 3	- -	- -	- -	11 10	- -	- -
Jim Rathmann	- -	2 1	- -	- -	- -	16 18	- -	- -	- -	20 21	- -	- -
Chuck Rodee	- -	- -	17 17	- -	- -	9 16	- -	- -	- -	- -	- -	- -
Jack Rounds	- -	- -	- -	4 7	12 11	- -	- -	- -	- -	- -	16 18	- -
Lloyd Ruby	- -	12 7	1 6	17 11	18 4	5 17	2 6	15 7	- -	13 8	- -	4 13
Eddie Russo	- -	29 26	- -	- -	- -	- -	- -	- -	- -	- -	- -	- -
Troy Ruttman	- -	6 20	- -	- -	- -	- -	- -	- -	- -	- -	- -	- -
Eddie Sachs	15 8	1 21	21 5	11 13	16 2	12 20	14 4	11 11	10 13	9 1	- -	- -
A.J. Shepherd	- -	- -	- -	- -	- -	- -	- -	- -	- -	- -	11 8	- -
Nelson Stacy	- -	- -	20 15	- -	- -	- -	- -	- -	- -	- -	- -	- -
Gigs Stephens	10 9	- -	- -	- -	- -	- -	- -	- -	- -	- -	- -	- -
Chuck Stevenson	- -	9 15	6 20	- -	14 6	13 24	16 17	- -	11 8	- -	- -	- -
Len Sutton	9 18	5 30	19 3	- -	5 8	11 1	- -	- -	18 7	3 5	8 10	- -
Shorty Templeman	- -	19 17	9 13	- -	- -	15 10	13 10	8 9	7 9	- -	- -	- -
Johnny Thomson	1 20	17 5	2 18	- -	3 9	8 23	10 9	1 4	19 5	- -	- -	- -
Bud Tingelstad (R)	- -	28 9	- -	- -	- -	- -	- -	- -	- -	19 14	18 12	- -
Jack Turner	- -	- -	3 8	- -	- -	19 15	- -	- -	- -	- -	- -	- -
Bob Veith	- -	25 8	10 14	- -	- -	- -	- -	- -	- -	- -	- -	- -
Rodger Ward	2 1	3 2	11 1	- -	- -	1 21	11 16	5 18	1 14	14 2	6 17	13 10
Wayne Weiler	18 7	15 24	15 21	- -	4 5	20 7	- -	- -	16 19	5 7	17 11	3 3
Dempsey Wilson	- -	33 33	- -	- -	- -	17 8	- -	18 17	- -	21 18	- -	- -

(R) – Rookie

See page 84 for Track Key

## 1959 USAC Driver Performance Chart

Rank	Driver	Points	Starts	Running at Finish	Top Finish	Laps Led	Times Led	Laps Completed (1,427)	Miles Completed (1,787)	Earnings
1	Rodger Ward	2,400.0	12	8	1	418	11	1115	1468.0	\$144,145
2	Tony Bettenhausen	1,430.0	13	5	1	285	7	1087	1396.0	33,698
3	Johnny Thomson	1,400.0	8	5	1	176	5	801	1151.5	47,198
4	Jim Rathmann	1,154.8	4	4	1	71	6	355	715.0	53,545
5	A.J. Foyt	910.2	10	6	2	0	0	1062	1411.0	17,833
6	Eddie Sachs	797.0	12	7	1	196	3	1056	1331.5	24,868
7	Don Branson	780.0	12	8	2	59	3	947	1170.5	19,529
8	Johnny Boyd	760.0	3	3	2	0	0	500	800.0	14,110
9	Len Sutton	520.0	13	5	1	87	2	854	907.5	15,297
10	Paul Goldsmith	500.0	2	1	5	0	0	216	516.0	12,084
11	Don Freeland	480.0	8	5	3	0	0	825	1029.0	11,431
	Bobby Grim	480.0	11	7	5	0	0	845	966.0	11,690
13	Gene Force	450.0	8	5	3	0	0	779	779.0	6,474
	Jim McWhitney	450.0	8	7	4	0	0	801	1101.0	10,329
15	Eddie Johnson	390.0	3	2	3	0	0	327	627.0	8,734
16	Dick Rathmann	370.0	6	5	5	0	0	686	969.5	10,664
17	Bob Veith	340.0	7	6	6	0	0	796	1096.0	9,015
18	Duane Carter	310.0	2	2	7	0	0	296	596.0	7,703
19	Al Keller	300.0	5	4	3	0	0	497	794.0	9,078
20	Jud Larson	280.0	4	2	2	28	1	277	392.5	9,821
21	Jim Hurtubise (R)	260.0	3	2	1	57	1	255	255.0	6,142
22	Jack Turner	250.0	4	3	6	0	0	445	515.5	7,269
	Shorty Templeman	250.0	7	6	6	0	0	742	742.0	4,174
24	Ed Elisian	240.0	4	2	3	0	0	315	315.0	4,178
25	Elmer George	233.0	3	3	5	45	1	196	253.0	3,443
26	Van Johnson	230.0	2	2	1	27	1	179	178.0	6,343
27	Paul Russo	200.0	1	1	9	0	0	200	500.0	6,325
28	Wayne Weiler	190.0	6	5	7	0	0	663	663.0	3,173
29	Chuck Weyant	170.0	6	5	8	0	0	634	701.5	6,606
30	Bill Homeier	165.0	4	4	5	0	0	369	362.5	3,241
31	Al Farmer	160.0	2	1	2	0	0	151	151.0	3,238
32	Bob Christie	140.0	3	1	3	0	0	204	426.0	8,100
	Jimmy Davies	140.0	3	2	3	0	0	169	218.5	2,695
34	Ralph Liguori	130.0	3	2	6	0	0	278	278.0	2,380
35	George Amick	120.0	1	0	4	0	0	39	97.5	1,770
	Rex Easton	120.0	1	1	4	0	0	100	100.0	1,423
	Jim Packard	120.0	10	7	10	0	0	715	764.0	4,985
38	Chuck Arnold (R)	100.0	4	3	5	0	0	522	815.5	6,184
	Gene Hartley	100.0	2	1	11	0	0	226	526.0	4,959
40	Bill Cheesbourg	80.0	7	3	10	0	0	536	810.5	6,336
41	Jerry Unser	50.0	1	1	8	0	0	83	83.0	613
42	Pat Flaherty	40.0	4	1	9	11	3	311	609.5	6,777
	Joe Barzda	40.0	2	1	9	0	0	164	163.0	1,163
	Bill Hyde	40.0	1	0	9	0	0	69	69.0	537
45	Buddy Cagle	30.0	2	1	10	0	0	159	159.0	1,250
	Jack Rounds	30.0	1	1	10	0	0	97	97.0	364
47	Lee Drollinger	20.0	2	2	11	0	0	192	192.0	1,175
48	Len Duncan	10.0	1	1	12	0	0	97	97.0	385
	Dempsey Wilson	10.0	5	2	12	0	0	388	430.0	1,891
	Johnnie Tolan	10.0	1	0	12	0	0	29	29.0	365
51	Red Amick	0.0	1	0	31	0	0	58	119.0	4,252
	Tony Bonadies	0.0	2	1	16	0	0	106	106.0	263
	Jimmy Bryan	0.0	1	0	33	0	0	1	2.5	3,405
	Bob Cleberg	0.0	2	1	14	0	0	117	117.0	489
	Russ Congdon	0.0	1	1	15	0	0	192	192.0	388
	Ray Crawford	0.0	1	0	23	0	0	115	287.5	3,655
	Jimmy Daywalt	0.0	1	1	14	0	0	200	500.0	5,335
	Al Herman	0.0	1	1	13	0	0	200	500.0	4,455
	Chuck Hulse (R)	0.0	1	0	13	0	0	24	24.0	319
	Johnny Kay	0.0	1	0	18	0	0	22	22.0	150
	Dick Linder	0.0	1	0	14	0	0	56	56.0	300
	Mike Magill	0.0	1	0	30	0	0	45	112.5	3,445
	Bob McLean	0.0	2	1	14	0	0	238	238.0	559
	Bill Randall	0.0	1	1	14	0	0	34	85.0	400
	Lloyd Ruby (R)	0.0	4	2	13	0	0	280	280.0	1,505
	Bob Schroeder	0.0	1	0	18	0	0	52	52.0	150
	Gig Stephens (R)	0.0	1	1	15	0	0	93	93.0	225

(R) – Rookie

## WINS

1	Rodger Ward	4
2	Tony Bettenhausen	2
	Eddie Sachs	2
4	Jim Hurtubise (R)	1
	Van Johnson	1
	Jim Rathmann	1
	Len Sutton	1
	Johnny Thomson	1

## POLES

1	Don Branson	3
	Johnny Thomson	3
3	Jud Larson	1
	Dick Rathmann	1
	Lloyd Ruby (R)	1
	Eddie Sachs	1
	Shorty Templeman	1
	Rodger Ward	1
	Wayne Weiler	1

## 1959 USAC Driver Index – Starts/Finishes

DRIVER	1 DAY ST/FN	2 TREN ST/FN	3 IMS ST/FN	4 MIL ST/FN	5 LANG ST/FN	6 SPR ST/FN	7 MIL ST/FN	8 DUQ ST/FN	9 SYR ST/FN	10 ISF ST/FN	11 TREN ST/FN	12 ASF ST/FN	13 SAC ST/FN
George Amick	9 4	- -	- -	- -	- -	- -	- -	- -	- -	- -	- -	- -	- -
Red Amick	- -	- -	26 31	- -	- -	- -	- -	- -	- -	- -	- -	- -	- -
Chuck Arnold (R)	- -	8 5	21 15	- -	- -	- -	25 18	- -	- -	- -	16 13	- -	- -
Joe Barzda	- -	19 9	- -	22 16	- -	- -	- -	- -	- -	- -	- -	- -	- -
Tony Bettenhausen	10 18	2 1	15 4	21 17	14 17	13 17	5 16	11 3	6 6	10 15	2 2	8 1	3 8
Tony Bonadies	- -	16 21	- -	- -	- -	- -	- -	- -	- -	- -	19 16	- -	- -
Johnny Boyd	- -	- -	11 6	3 2	- -	- -	6 5	- -	- -	- -	- -	- -	- -
Don Branson	7 11	1 13	10 24	14 9	3 9	1 2	- -	1 2	4 2	2 17	8 5	3 5	4 15
Jimmy Bryan	- -	- -	20 33	- -	- -	- -	- -	- -	- -	- -	- -	- -	- -
Buddy Cagle	- -	- -	- -	19 18	- -	- -	- -	- -	- -	8 10	- -	- -	- -
Duane Carter	- -	- -	12 7	- -	- -	18 12	- -	- -	- -	- -	- -	- -	- -
Bill Cheesbourg	12 12	- -	30 21	11 21	- -	- -	16 21	12 10	10 12	- -	13 10	- -	- -
Bob Christie	6 3	11 15	24 25	- -	- -	- -	- -	- -	- -	- -	- -	- -	- -
Bob Cleberg	- -	- -	- -	- -	- -	- -	- -	- -	- -	- -	- -	6 14	11 14
Russ Congdon	- -	- -	- -	- -	- -	- -	13 15	- -	- -	- -	- -	- -	- -
Ray Crawford	- -	- -	32 23	- -	- -	- -	- -	- -	- -	- -	- -	- -	- -
Jimmy Davies	20 15	6 3	- -	- -	- -	- -	- -	- -	- -	- -	- -	18 15	- -
Jimmy Daywalt	- -	- -	13 14	- -	- -	- -	- -	- -	- -	- -	- -	- -	- -
Lee Drollinger	- -	- -	- -	- -	- -	- -	- -	- -	- -	6 11	- -	15 13	- -
Len Duncan	- -	- -	- -	- -	- -	- -	- -	- -	- -	- -	15 12	- -	- -
Rex Easton	- -	- -	- -	- -	7 4	- -	- -	- -	- -	- -	- -	- -	- -
Ed Elisian	- -	- -	- -	10 15	13 3	4 5	10 22	- -	- -	- -	- -	- -	- -
Al Farmer	- -	- -	- -	- -	- -	- -	- -	- -	- -	- -	22 20	- -	14 2
Pat Flaherty	17 9	9 17	18 19	7 19	- -	- -	- -	- -	- -	- -	- -	- -	- -
Gene Force	- -	14 12	- -	20 20	- -	- -	26 14	- -	13 7	9 14	5 4	16 4	6 3
A.J. Foyt	14 8	- -	17 10	4 3	6 13	5 15	11 25	- -	16 9	3 3	7 19	7 2	- -
Don Freeland	- -	- -	25 22	15 8	5 8	10 9	14 3	5 15	5 17	17 7	- -	- -	- -
Elmer George	5 6	15 6	- -	- -	2 5	- -	- -	- -	- -	- -	- -	- -	- -
Paul Goldsmith	- -	- -	16 5	9 22	- -	- -	- -	- -	- -	- -	- -	- -	- -
Bobby Grim	- -	18 7	5 26	16 11	8 16	2 16	24 26	4 5	8 5	16 6	18 9	9 6	- -
Gene Hartley	- -	- -	9 11	- -	- -	- -	7 24	- -	- -	- -	- -	- -	- -
Al Herman	- -	- -	23 13	- -	- -	- -	- -	- -	- -	- -	- -	- -	- -
Bill Homeier	- -	- -	- -	- -	- -	- -	- -	- -	15 10	18 9	- -	10 11	7 5
Chuck Hulse (R)	- -	- -	- -	- -	- -	- -	- -	- -	- -	- -	- -	- -	9 13
Jim Hurtubise (R)	- -	- -	- -	- -	- -	- -	- -	- -	- -	13 16	10 7	- -	10 1
Bill Hyde	- -	- -	- -	- -	- -	- -	- -	- -	- -	- -	- -	- -	13 9
Eddie Johnson	- -	- -	8 8	- -	- -	- -	9 23	- -	- -	- -	9 3	- -	- -
Van Johnson	- -	21 10	- -	- -	11 1	- -	- -	- -	- -	- -	- -	- -	- -
Johnny Kay	- -	- -	- -	- -	- -	- -	- -	- -	18 18	- -	- -	- -	- -
Al Keller	16 13	- -	28 18	13 5	- -	11 3	- -	13 7	- -	- -	- -	- -	- -
Jud Larson	13 16	- -	19 29	5 4	1 2	- -	- -	- -	- -	- -	- -	- -	- -
Ralph Liguori	- -	- -	- -	- -	15 6	- -	- -	- -	- -	11 8	17 17	- -	- -
Dick Linder	- -	12 14	- -	- -	- -	- -	- -	- -	- -	- -	- -	- -	- -
Mike Magill	- -	- -	31 30	- -	- -	- -	- -	- -	- -	- -	- -	- -	- -
Bob McLean	- -	- -	- -	- -	- -	- -	22 17	- -	- -	- -	20 14	- -	- -
Jim McWithey	- -	- -	33 16	- -	- -	7 14	- -	9 9	7 4	5 4	12 8	17 17	8 4
Jim Packard	18 10	4 11	- -	18 14	18 11	9 13	21 20	- -	12 15	14 18	4 21	11 8	- -
Bill Randall	19 14	- -	- -	- -	- -	- -	- -	- -	- -	- -	- -	- -	- -
Dick Rathmann	1 5	- -	4 20	- -	12 7	16 6	3 7	17 12	- -	- -	- -	- -	- -
Jim Rathmann	2 1	17 4	3 2	- -	- -	- -	4 4	- -	- -	- -	- -	- -	- -
Jack Rounds	- -	- -	- -	- -	- -	- -	- -	- -	- -	- -	- -	5 10	- -
Lloyd Ruby (R)	- -	- -	- -	- -	- -	- -	- -	18 13	11 14	15 13	- -	1 18	- -
Paul Russo	- -	- -	27 9	- -	- -	- -	- -	- -	- -	- -	- -	- -	- -
Eddie Sachs	8 19	10 19	2 17	6 7	9 18	3 7	18 10	10 18	2 1	12 2	1 1	- -	2 10
Bob Schroeder	- -	13 18	- -	- -	- -	- -	- -	- -	- -	- -	- -	- -	- -
Gig Stephens (R)	- -	- -	- -	- -	- -	- -	- -	- -	- -	- -	21 15	- -	- -
Len Sutton	11 20	5 16	22 32	8 10	10 14	8 1	15 19	7 4	17 8	4 5	14 22	2 16	5 11
Shorty Templeman	- -	- -	- -	- -	- -	- -	1 11	15 17	9 13	7 12	6 6	12 9	17 6
Johnny Thomson	15 7	3 20	1 3	1 1	- -	12 4	2 2	3 16	1 16	- -	- -	- -	- -
Johnny Tolan	- -	- -	- -	- -	- -	- -	- -	- -	- -	- -	- -	- -	15 12
Jack Turner	- -	- -	14 27	17 12	- -	- -	17 6	6 6	- -	- -	- -	- -	- -
Jerry Unser	- -	20 8	- -	- -	- -	- -	- -	- -	- -	- -	- -	- -	- -
Bob Veith	- -	- -	7 12	12 6	4 10	15 8	8 9	8 8	- -	- -	- -	- -	16 18
Rodger Ward	3 2	7 2	6 1	2 13	- -	6 18	19 1	2 1	3 3	1 1	3 18	4 3	12 17
Wayne Weiler	- -	- -	- -	- -	- -	14 10	12 12	14 14	- -	- -	11 11	14 7	1 7
Chuck Weyant	- -	- -	29 28	- -	17 12	17 11	20 8	16 11	14 11	- -	- -	- -	- -
Dempsey Wilson	4 17	- -	- -	- -	16 15	- -	23 13	- -	- -	- -	- -	13 12	18 16

(R) – Rookie

See page 84 for Track Key

## 1958 USAC Driver Performance Chart

Rank	Driver	Points	Starts	Running at Finish	Top Finish	Laps Led	Times Led	Laps Completed (1,800)	Miles Completed (2,100)	Earnings
1	Tony Bettenhausen	1,830	13	10	2	179	12	1231	1531.0	\$38,368
2	George Amick	1,640	12	7	2	18	3	1150	1450.0	49,798
3	Johnny Thomson	1,520	13	9	1	300	7	1,172	1250.0	37,692
4	Jud Larson	1,250	12	9	1	220	6	1118	1418.0	23,910
5	Rodger Ward	1,160	12	7	1	346	6	1028	1167.0	26,223
6	Jimmy Bryan	1,000	1	1	1	139	7	200	500.0	118,327
7	Eddie Sachs	990	11	8	1	90	3	1088	1190.0	26,451
8	Johnny Boyd	800	3	2	3	18	1	318	618.0	26,409
9	Don Branson	790	10	10	3	36	1	1083	1083.0	10,459
10	A.J. Foyt	700	12	8	2	0	0	1234	1456.0	15,695
11	Len Sutton	670	10	8	1	75	3	990	990.0	12,311
12	Jimmy Reece	660	5	3	3	0	0	508	808.0	15,710
13	Jim Rathmann	560	3	2	5	40	3	425	725.0	52,081
	Don Freeland	560	8	5	3	0	0	804	1129.0	13,173
15	Bob Veith	480	6	4	2	0	0	514	514.0	13,263
16	Johnnie Tolan	450	10	8	5	0	0	1111	1411	9,592
17	Eddie Johnson	360	4	3	5	0	0	499	799.0	8,063
18	Joe Barzda	320	8	5	4	0	0	754	754.0	5,518
19	Elmer George	300	9	6	2	0	0	566	566.0	6,880
20	Rex Easton	270	10	8	5	0	0	968	968.0	4,874
21	Jack Turner	230	5	2	5	0	0	520	551.0	5,287
22	Bill Cheesbourg	220	4	4	10	0	0	517	817.0	7,933
23	Art Bisch	200	3	1	1	36	1	137	137.0	7,053
24	Ed Elisian	180	5	3	8	0	0	413	413.0	5,985
25	Ralph Liguori	170	4	2	4	0	0	269	269.0	2,497
	Buzz Barton	170	4	4	7	0	0	384	384.0	2,821
27	Earl Motter	130	6	3	6	0	0	626	626.0	3,762
28	Al Keller	100	1	1	11	0	0	200	500.0	3,919
29	Jim Packard	80	4	3	7	0	0	353	353.0	2,123
30	Mike Magill	60	2	2	7	0	0	236	440.0	3,509
	Dempsey Wilson	60	7	2	10	0	0	632	858.0	5,824
32	Chuck Rodee	50	1	0	8	0	0	72	72.0	613
	Johnnie Parsons	50	1	1	12	0	0	200	500.0	3,599
	Paul Russo	50	3	2	8	0	0	318	501.0	3,956
35	Wayne Weiler	40	2	1	9	0	0	130	130.0	653
	Bobby Grim	40	2	2	10	0	0	190	190.0	799
37	Shorty Templeman	30	5	3	11	0	0	562	736.0	4,334
38	Roy Graham	10	1	1	12	0	0	97	97.0	554
39	Dick Rathmann	0	3	1	14	0	0	129	129.0	6,702
	Bob Schroeder (R)	0	3	3	13	0	0	283	283.0	896
	Dick Linder	0	3	2	14	0	0	228	228.0	664
	Pat O'Connor	0	2	0	13	0	0	8	8.0	2,911
	Billy Garrett	0	2	0	18	0	0	133	253.0	2,797
	Gene Hartley	0	2	1	13	0	0	264	264.0	888
	Jimmy Davies	0	2	0	15	0	0	203	203.0	508
	Bob Christie	0	1	0	14	0	0	189	472.5	4,209
	Chuck Weyant	0	1	0	24	0	0	187	244.0	2,609
	Paul Goldsmith	0	1	0	30	0	0	0	0.0	2,369
	Jerry Unser	0	1	0	31	0	0	0	0.0	2,339
	Fred Peters	0	1	0	14	0	0	87	87.0	165
	Gene Force	0	1	1	15	0	0	185	185.0	381
	Pat Flaherty	0	1	1	16	0	0	30	30.0	317
	Tony Bonadies	0	1	0	21	0	0	14	14.0	75
	Troy Ruttman	0	1	1	14	0	0	89	89	2,532
	Lloyd Ruby (R)	0	1	1	13	0	0	93	93.0	272
	Bill Homeier	0	1	0	16	0	0	46	46.0	181

(R) – Rookie

## WINS

1	Johnny Thomson	4
2	Jud Larson	2
	Eddie Sachs	2
	Rodger Ward	2
5	Art Bisch	1
	Jimmy Bryan	1
	Len Sutton	1

## POLES

1	Jud Larson	4
2	Johnny Thomson	2
3	Art Bisch	1
	Don Branson	1
	Rex Easton	1
	Dick Rathmann	1
	Jim Rathmann	1
	Jimmy Reece	1
	Len Sutton	1



## 1958 USAC Driver Index – Starts/Finishes

DRIVER	1 TREN ST/FN	2 IMS ST/FN	3 MIL ST/FN	4 LANG ST/FN	5 ATL ST/FN	6 SPR ST/FN	7 MIL ST/FN	8 DUQ ST/FN	9 SYR ST/FN	10 ISF ST/FN	11 TREN ST/FN	12 SAC ST/FN	13 ASF ST/FN
George Amick	11 6	25 2	11 6	15 14	6 2	5 18	22 4	9 18	5 2	- -	8 19	9 4	3 15
Red Amick	12 14	- -	- -	- -	- -	- -	- -	- -	- -	- -	- -	- -	- -
Buzz Barton	7 7	- -	- -	11 11	14 9	15 8	- -	- -	- -	- -	- -	- -	- -
Joe Barzda	13 9	- -	16 13	14 16	- -	16 4	16 11	- -	15 13	12 15	4 4	- -	- -
Tony Bettenhausen	5 2	9 4	3 2	7 5	7 18	10 12	14 25	10 2	6 3	2 5	10 3	6 5	4 2
Art Bisch	- -	28 33	1 1	- -	9 16	- -	- -	- -	- -	- -	- -	- -	- -
Tony Bonadies	- -	- -	- -	- -	- -	- -	- -	- -	- -	- -	22 21	- -	- -
Johnny Boyd	- -	8 3	7 5	5 15	- -	- -	- -	- -	- -	- -	- -	- -	- -
Don Branson	- -	- -	- -	2 4	1 5	4 7	6 12	2 3	3 6	6 4	3 6	5 12	5 7
Jimmy Bryan	- -	7 1	- -	- -	- -	- -	- -	- -	- -	- -	- -	- -	- -
Bill Cheesbourg	- -	33 10	22 12	17 10	13 10	- -	- -	- -	- -	- -	- -	- -	- -
Bob Christie	- -	17 14	- -	- -	- -	- -	- -	- -	- -	- -	- -	- -	- -
Jimmy Davies	- -	- -	- -	- -	- -	- -	17 20	18 15	- -	- -	- -	- -	- -
Rex Easton	- -	- -	14 15	12 17	15 13	6 5	25 17	12 10	11 7	- -	12 13	16 13	1 6
Ed Elisian	- -	2 28	- -	- -	- -	14 17	4 8	- -	- -	9 9	14 9	- -	- -
Pat Flaherty	- -	- -	- -	- -	- -	- -	20 16	- -	- -	- -	- -	- -	- -
Gene Force	- -	- -	- -	- -	- -	- -	24 15	- -	- -	- -	- -	- -	- -
A.J. Foyt	- -	12 16	8 21	8 2	5 11	8 11	3 7	3 8	8 14	14 8	9 11	15 3	9 4
Don Freeland	- -	13 7	- -	3 6	- -	17 3	13 21	5 9	7 18	11 16	15 14	- -	- -
Billy Garrett	- -	15 21	2 18	- -	- -	- -	- -	- -	- -	- -	- -	- -	- -
Elmer George	4 12	- -	18 17	16 13	12 8	9 2	- -	- -	13 16	15 10	- -	14 17	15 8
Paul Goldsmith	- -	16 30	- -	- -	- -	- -	- -	- -	- -	- -	- -	- -	- -
Roy Graham	- -	- -	- -	- -	18 12	- -	- -	- -	- -	- -	- -	- -	- -
Bobby Grim	- -	- -	- -	- -	- -	- -	- -	- -	- -	- -	- -	3 10	13 12
Gene Hartley	- -	- -	- -	- -	- -	- -	21 18	- -	- -	16 13	- -	- -	- -
Phil Hill	- -	- -	- -	- -	- -	- -	- -	- -	- -	- -	- -	- -	- -
Bill Homeier	- -	- -	- -	- -	- -	- -	- -	- -	- -	- -	- -	- -	8 16
Eddie Johnson	- -	26 9	15 22	- -	- -	- -	12 10	- -	- -	- -	5 5	- -	- -
Al Keller	- -	21 11	- -	- -	- -	- -	- -	- -	- -	- -	- -	- -	- -
Jud Larson	9 5	19 8	13 9	1 3	4 1	1 13	- -	6 7	1 5	1 17	20 22	4 2	2 1
Ralph Liguori	14 4	- -	- -	18 8	16 15	- -	- -	- -	- -	18 18	- -	- -	- -
Dick Linder	- -	- -	- -	- -	- -	- -	- -	16 14	12 17	- -	19 17	- -	- -
Mike Magill	- -	31 17	- -	13 7	- -	- -	- -	- -	- -	- -	- -	- -	- -
Earl Motter	- -	- -	19 16	- -	- -	7 10	26 14	7 16	- -	8 6	- -	12 11	- -
Pat O'Connor	6 13	5 29	- -	- -	- -	- -	- -	- -	- -	- -	- -	- -	- -
Jim Packard	- -	- -	- -	- -	- -	13 14	- -	17 12	- -	17 12	- -	18 7	- -
Johnnie Parsons	- -	6 12	- -	- -	- -	- -	- -	- -	- -	- -	- -	- -	- -
Fred Peters	- -	- -	- -	- -	17 14	- -	- -	- -	- -	- -	- -	- -	- -
Dick Rathmann	- -	1 27	10 14	- -	- -	- -	19 24	- -	- -	- -	- -	- -	- -
Jim Rathmann	- -	20 5	4 7	- -	- -	- -	1 23	- -	- -	- -	- -	- -	- -
Jimmy Reece	- -	3 6	5 3	- -	- -	- -	10 26	- -	- -	7 7	1 7	- -	- -
Chuck Rodee	10 8	- -	- -	- -	- -	- -	- -	- -	- -	- -	- -	- -	- -
Lloyd Ruby (R)	- -	- -	- -	- -	- -	- -	- -	- -	- -	- -	- -	- -	16 13
Paul Russo	- -	14 18	- -	- -	- -	- -	- -	- -	9 8	10 14	- -	- -	- -
Troy Ruttman	- -	- -	- -	- -	- -	- -	- -	- -	- -	- -	- -	17 14	- -
Eddie Sachs	- -	18 22	17 10	6 1	8 6	- -	8 3	13 17	10 10	4 1	13 10	7 15	14 3
Bob Schroeder (R)	- -	- -	- -	- -	- -	- -	- -	14 13	14 15	- -	16 15	- -	- -
Len Sutton	1 1	27 32	9 11	10 9	10 4	18 9	18 9	8 6	- -	- -	18 8	- -	17 9
Shorty Templeman	- -	23 19	- -	- -	- -	- -	15 13	15 11	18 12	- -	17 20	- -	- -
Johnny Thomson	2 3	22 23	6 4	4 18	3 3	3 1	11 22	1 1	2 1	3 2	6 2	1 1	10 14
Johnny Tolan	- -	30 13	21 8	- -	- -	2 15	5 6	11 5	16 9	13 11	7 18	10 8	6 10
Jack Turner	- -	10 25	- -	9 12	11 17	- -	7 5	- -	17 11	- -	- -	- -	- -
Jerry Unser	- -	24 31	- -	- -	- -	- -	- -	- -	- -	- -	- -	- -	- -
Bob Veith	- -	4 26	- -	- -	- -	12 6	2 2	- -	- -	- -	21 16	11 6	18 18
Rodger Ward	3 11	11 20	12 19	- -	2 7	11 16	9 1	4 4	4 4	5 3	2 1	2 16	7 5
Wayne Weiler	- -	- -	- -	- -	- -	- -	- -	- -	- -	- -	- -	13 9	11 17
Chuck Weyant	- -	29 24	- -	- -	- -	- -	- -	- -	- -	- -	- -	- -	- -
Dempsey Wilson	8 10	32 15	20 20	- -	- -	- -	23 19	- -	- -	- -	11 12	8 18	12 11

(R) – Rookie

See page 84 for Track Key

## 1957 USAC Driver Performance Chart

Rank	Driver	Points	Starts	Running at Finish	Top Finish	Laps Led	Times Led	Laps Completed (1,500)	Miles Completed (1,800)	Earnings
1	Jimmy Bryan	1,650	12	7	1	141	5	1,060	1360.0	\$74,643
2	Jim Rathmann	1,470	6	6	1	147	3	792	1092.0	50,164
3	George Amick	1,400	12	10	1	154	5	1,246	1246.0	19,023
4	Pat O'Connor	1,250	9	8	1	96	5	1,047	1347.0	33,714
5	Jud Larson (R)	1,170	11	8	1	90	2	1080	1080.0	24,441
6	Andy Linden	1,130	11	9	3	0	0	1,183	1483.0	21,543
7	Johnny Thomson	1,110	12	7	1	168	5	1,135	1632.5	25,300
8	Johnny Boyd	1,040	10	8	3	55	2	1,009	1309.0	17,032
9	Sam Hanks	1,000	1	1	1	136	3	200	500.0	103,844
10	Elmer George	830	13	8	1	100	1	1069	1069.0	14,445
11	Rodger Ward	740	12	4	1	369	5	903	943.5	21,394
12	Bob Veith	650	11	10	4	6	1	1,189	1489.0	12,391
13	Paul Russo	600	1	1	4	24	1	200	500.0	19,369
14	Jimmy Reece	550	10	9	2	0	0	1,152	1425.0	11,738
15	Ed Elisian	340	11	7	4	0	0	960	1036.0	7,738
16	Marshall Teague	300	1	1	7	0	0	200	500.0	6,819
	Len Sutton	300	6	3	4	10	2	526	526.0	4,527
	Billy Garrett	300	6	5	5	0	0	598	598.0	3,450
19	Don Branson	280	8	6	5	0	0	725	725.0	4,966
20	Art Bisch	260	3	2	3	0	0	258	258.0	3,224
21	Gene Hartley	210	4	3	7	0	0	444	744.0	6,650
22	Jack Turner	200	5	4	9	0	0	631	931.0	6,079
23	Don Freeland	190	9	7	6	0	0	1,016	1304.0	6,251
	Johnnie Tolan	190	6	4	5	0	0	670	877.0	5,607
25	Eddie Sachs	160	3	1	2	0	0	290	447.5	15,159
	A.J. Foyt (R)	160	5	4	7	0	0	434	434.0	2,171
27	Johnnie Parsons	120	2	2	7	0	0	393	685.5	9,993
28	Ralph Liguori	110	5	4	8	0	0	420	420.0	2,655
29	Tony Bettenhausen	80	6	3	7	0	0	529	821.5	7,211
	Bud Randall	80	5	2	8	0	0	323	323.0	1,636
31	Bill Cheesbourg	70	4	3	9	0	0	371	492.5	4,335
32	Jim McWhitney	40	1	1	9	0	0	99	99.0	673
	Don Edmunds	40	8	5	11	0	0	698	953.0	4,947
	Earl Motter	40	1	1	9	0	0	97	97.0	486
35	Van Johnson	30	3	2	10	0	0	261	261.0	1,200
36	Troy Ruttman	30	3	1	10	4	2	148	148.0	24,971
37	Chuck Weyant	20	2	2	11	0	0	293	587.0	4,087
38	Ken Gottschalk	10	1	1	12	0	0	95	95.0	460
	Al Keller	10	2	0	12	0	0	169	281.5	2,626
	Dick Rathmann	10	3	2	12	0	0	348	348.0	1,295
	Al Herman	10	3	2	12	0	0	401	567.5	3,551
42	Mike Magill	0	3	2	13	0	0	292	292.0	3,596
	Jimmy Daywalt	0	3	2	13	0	0	246	325.5	3,156
	Fred Agabashian	0	2	0	17	0	0	191	351.5	3,060
	Shorty Templeman	0	2	1	17	0	0	244	244.0	453
	Bob Christie	0	1	1	13	0	0	197	492.5	3,299
	Eddie Johnson	0	1	0	25	0	0	93	232.5	2,489
	Eddie Russo	0	1	0	32	0	0	0	0.0	2,404
	Jim Hemmings	0	1	0	14	0	0	25	25.0	150
	Charlie Musselman	0	1	0	18	0	0	13	13.0	206
	Rex Easton	0	1	0	15	0	0	77	77.0	588
	Chuck Rodee	0	1	1	18	0	0	87	87.0	150
	Bud Clemons	0	1	0	15	0	0	55	55.0	223

(R) – Rookie

## WINS

1	Rodger Ward	3
2	Jimmy Bryan	2
	Jud Larson (R)	2
4	George Amick	1
	Elmer George	1
	Sam Hanks	1
	Pat O'Connor	1
	Jim Rathmann	1
	Johnny Thomson	1

## POLES

1	George Amick	2
	Jimmy Bryan	2
	Jud Larson (R)	2
	Johnny Thomson	2
	Rodger Ward	2
6	Elmer George	1
	Andy Linden	1
	Pat O'Connor	1

## 1957 USAC Driver Index – Starts/Finishes

DRIVER	1 IMS ST/FN	2 LANG ST/FN	3 MIL ST/FN	4 MSF ST/FN	5 ATL ST/FN	6 SPR ST/FN	7 MIL ST/FN	8 DUQ ST/FN	9 SYR ST/FN	10 ISF ST/FN	11 TREN ST/FN	12 SAC ST/FN	13 ASF ST/FN
Fred Agabashian	4 22	- -	12 17	- -	- -	- -	- -	- -	- -	- -	- -	- -	- -
George Amick	- -	3 5	5 6	1 2	3 1	1 3	16 5	10 16	3 5	8 3	6 3	2 4	6 11
Tony Bettenhausen	22 15	- -	- -	- -	- -	- -	10 21	17 15	- -	17 11	11 7	8 18	- -
Art Bisch	- -	7 3	20 20	- -	- -	- -	- -	- -	- -	- -	- -	- -	9 4
Johnny Boyd	5 6	- -	4 3	- -	- -	7 4	4 24	9 6	15 9	6 14	19 9	4 6	2 3
Don Branson	- -	5 9	18 21	8 10	6 8	14 11	- -	4 9	- -	4 5	12 19	- -	- -
Jimmy Bryan	15 3	- -	1 19	2 1	1 13	6 7	8 22	6 18	6 4	5 2	9 8	6 2	8 1
Bill Cheesbourg	23 26	- -	15 11	15 12	15 9	- -	- -	- -	- -	- -	- -	- -	- -
Bob Christie	33 13	- -	- -	- -	- -	- -	- -	- -	- -	- -	- -	- -	- -
Bud Clemons	- -	- -	- -	- -	- -	- -	- -	- -	- -	- -	- -	- -	15 15
Jimmy Daywalt	29 28	- -	13 13	- -	- -	- -	- -	- -	- -	- -	16 14	- -	- -
Rex Easton	- -	- -	- -	- -	- -	- -	- -	- -	- -	18 15	- -	- -	- -
Don Edmunds	27 19	14 15	- -	4 17	17 11	10 17	- -	11 13	13 14	- -	- -	16 11	- -
Ed Elisian	7 29	4 4	- -	18 13	12 5	15 15	13 20	7 10	10 13	15 7	14 10	9 17	- -
A.J. Foyt (R)	- -	- -	- -	- -	- -	16 9	25 23	- -	- -	- -	17 11	18 9	14 7
Don Freeland	21 17	8 13	- -	10 8	9 6	13 8	21 15	- -	9 12	13 16	- -	- -	18 14
Billy Garrett	- -	9 8	- -	9 7	- -	- -	24 9	15 12	- -	- -	- -	7 5	13 18
Elmer George	9 33	16 17	7 7	14 5	4 15	2 6	7 6	12 4	1 1	9 6	4 21	10 10	7 16
Ken Gottschalk	- -	17 12	- -	- -	- -	- -	- -	- -	- -	- -	- -	- -	- -
Sam Hanks	13 1	- -	- -	- -	- -	- -	- -	- -	- -	- -	- -	- -	- -
Gene Hartley	14 10	- -	17 15	13 15	11 7	- -	- -	- -	- -	- -	- -	- -	- -
Jim Hemmings	- -	- -	- -	- -	18 14	- -	- -	- -	- -	- -	- -	- -	- -
Al Herman	30 21	- -	- -	- -	- -	- -	14 14	- -	- -	- -	18 12	- -	- -
Eddie Johnson	20 25	- -	- -	- -	- -	- -	- -	- -	- -	- -	- -	- -	- -
Van Johnson	- -	11 10	- -	- -	- -	8 16	- -	- -	12 15	- -	- -	- -	- -
Al Keller	8 27	- -	- -	- -	13 12	- -	- -	- -	- -	- -	- -	- -	- -
Jud Larson (R)	- -	10 16	- -	7 4	2 2	3 2	12 8	1 1	2 6	1 1	2 22	5 3	17 12
Ralph Liguori	- -	18 11	- -	- -	- -	17 10	- -	18 17	5 8	16 12	- -	- -	- -
Andy Linden	12 5	13 6	16 18	6 3	10 3	9 5	1 10	- -	17 7	7 18	20 13	14 8	- -
Mike Magill	18 24	- -	- -	- -	- -	18 13	- -	- -	14 16	- -	- -	- -	- -
Jim McWithey	- -	- -	11 9	- -	- -	- -	- -	- -	- -	- -	- -	- -	- -
Earl Motter	- -	- -	- -	- -	- -	- -	- -	- -	- -	- -	- -	- -	11 9
Charles Musselman	- -	- -	- -	- -	16 18	- -	- -	- -	- -	- -	- -	- -	- -
Pat O'Connor	1 8	- -	10 4	- -	- -	- -	2 3	16 8	7 2	11 10	7 1	11 15	3 2
Johnnie Parsons	17 16	- -	- -	- -	- -	- -	17 7	- -	- -	- -	- -	- -	- -
Bud Randall	- -	12 18	- -	17 14	14 10	- -	19 26	- -	- -	- -	- -	- -	16 8
Dick Rathmann	- -	- -	- -	- -	- -	5 12	26 16	- -	- -	- -	13 16	- -	- -
Jim Rathmann	32 2	- -	14 5	- -	- -	- -	5 1	- -	- -	- -	15 6	12 12	10 6
Jimmy Reece	6 18	15 14	21 12	11 9	- -	- -	3 2	13 14	16 10	12 8	8 5	15 13	- -
Chuck Rodee	- -	- -	- -	- -	- -	- -	- -	- -	- -	- -	21 18	- -	- -
Eddie Russo	26 32	- -	- -	- -	- -	- -	- -	- -	- -	- -	- -	- -	- -
Paul Russo	10 4	- -	- -	- -	- -	- -	- -	- -	- -	- -	- -	- -	- -
Troy Ruttman	3 31	- -	22 10	- -	- -	- -	20 25	- -	- -	- -	- -	- -	- -
Eddie Sachs	2 23	6 2	8 16	- -	- -	- -	- -	- -	- -	- -	- -	- -	- -
Len Sutton	- -	- -	- -	- -	- -	- -	6 19	8 7	18 17	10 4	5 4	- -	4 17
Marshall Teague	28 7	- -	- -	- -	- -	- -	- -	- -	- -	- -	- -	- -	- -
Shorty Templeman	- -	- -	- -	- -	- -	- -	11 17	- -	- -	- -	22 17	- -	- -
Johnny Thomson	11 12	1 1	2 2	12 18	7 17	12 14	9 4	3 2	4 3	2 17	1 2	3 14	- -
Johnny Tolan	31 20	- -	19 8	- -	- -	- -	15 12	- -	11 11	- -	- -	17 16	5 5
Jack Turner	19 11	- -	9 22	- -	- -	- -	23 11	14 11	- -	14 9	- -	- -	- -
Bob Veith	16 9	2 7	3 14	3 6	8 4	11 18	22 13	5 5	- -	- -	3 15	13 7	12 10
Rodger Ward	24 30	- -	6 1	5 16	5 16	4 1	18 18	2 3	8 18	3 13	10 20	1 1	1 13
Chuck Weyant	25 14	- -	- -	16 11	- -	- -	- -	- -	- -	- -	- -	- -	- -

(R) – Rookie

See page 84 for Track Key

## 1956 USAC Driver Performance Chart

Rank	Driver	Points	Starts	Running at Finish	Top Finish	Laps Led	Times Led	Laps Completed (1,496)	Miles Completed (1,850.75)	Earnings
1	Jimmy Bryan	1,860	11	11	1	182	5	1,380	1,712.75	\$36,288
2	Pat Flaherty	1,500	6	4	1	170	5	633	987.75	101,188
3	Don Freeland	1,280	11	8	2	5	2	1,195	1,549.75	30,037
4	George Amick	1,050	9	7	1	130	2	1,067	1,121.75	13,047
5	Jimmy Reece	1,040	9	9	3	0	0	1186	1539.625	16,045
6	Johnny Boyd	980	10	9	3	252	3	1,126	1,233.25	11,030
7	Bob Veith	903	11	9	4	52	3	1,289	1,589.00	14,731
8	Rodger Ward	862	9	5	3	62	1	968	1,319.00	14,391
9	Sam Hanks	800	1	1	2	0	0	200	500	32,919
10	Johnny Thomson	710	10	7	2	60	2	941	1,028.75	13,404
11	Pat O'Connor	680	9	5	1	185	6	1,015	1,350.25	21,824
12	Johnnie Parsons	650	3	3	4	16	1	542	842.00	16,966
	Eddie Sachs	650	5	4	1	1	1	676	724.00	7,222
14	Al Keller	585	8	8	2	1	1	1,065	1,367.63	10,818
15	Bob Sweikert	540	2	2	3	0	0	300	600.00	9,789
	Dick Rathmann (R)	540	6	2	5	0	0	573	925.13	13,073
17	Jack Turner (R)	500	8	5	2	0	0	833	1,084.25	8,581
18	Ed Elisian	420	9	5	4	0	0	953	1,247.75	9,149
19	Gene Hartley	410	7	6	3	0	0	950	1,287.50	10,097
	Elmer George	410	10	6	6	0	0	1009	1,063.75	4,828
21	Andy Linden	400	11	8	4	0	0	1144	1332.25	8,773
22	Jud Larson (R)	320	2	2	1	159	2	200	200	5,157
23	Jim Rathmann	300	7	4	3	3	1	853	1,169.50	7,146
24	Tony Bettenhausen	290	6	3	1	82	1	634	874	7,932
25	Johnnie Tolan	205	4	3	5	0	0	617	876.5	5,214
26	Earl Motter	200	6	5	7	0	0	775	826.75	3,580
27	Cliff Griffith	150	2	2	10	0	0	446	746	6,895
28	Mike Magill	130	2	2	5	0	0	199	199	1,935
29	Billy Garrett	90	8	6	8	0	0	929	1238.5	5,946
30	Jim McWhitney (R)	60	4	3	9	0	0	329	329	1,632
31	Freddy Agabashian	50	1	1	12	0	0	196	490	3,644
	Don Branson (R)	50	4	3	10	0	0	344	344	1,392
33	Art Bisch	30	2	1	10	0	0	116	116	480
34	Keith Andrews	10	2	1	12	0	0	192	333	3,383
	Bob Carpenter	10	1	1	12	0	0	93	93	187
	Bill Cheesbourg	10	4	2	12	0	0	369	421.875	1,170
	Dempsey Wilson	10	1	1	12	0	0	95	95	279
38	Jimmy Daywalt	0	3	2	14	0	0	380	556	3,620
	Eddie Russo	0	3	2	14	0	0	297	404.25	485
	Troy Ruttman	0	2	0	20	35	1	80	113	2,548
	Tommy Hinnershitz	0	2	0	17	0	0	61	61	940
	Shorty Templeman	0	2	1	16	0	0	307	307	521
	Rex Easton	0	2	2	13	0	0	131	131	691
	Duke Dinsmore	0	2	2	17	0	0	424	710.5	3,417
	Paul Russo	0	1	0	33	11	1	21	52.5	3,974
	Jimmy Davies	0	1	0	18	0	0	19	19	564
	Al Herman	0	1	0	28	0	0	74	185	2,474
	Ray Crawford	0	1	0	29	0	0	49	122.5	2,444
	Bob Christie	0	1	1	13	0	0	196	490	3,374
	Eddie Johnson	0	1	1	15	0	0	195	487.5	3,454
	Charlie Musselman	0	1	1	16	0	0	96	96	219
	Gene Force	0	1	1	20	0	0	133	182.875	812
	Danny Kladis	0	1	0	22	0	0	0	0	110
	Van Johnson	0	1	0	18	0	0	28	28	111
	Len Sutton	0	1	0	18	0	0	16	16	117
	Mel McLaughy	0	1	0	15	0	0	73	73	195
	Ken Gottschalk	0	1	1	16	0	0	139	191.125	207
	Roy Graham	0	1	1	14	0	0	97	97	322

(R) – Rookie

## WINS

1	Jimmy Bryan	4
2	George Amick	2
	Pat Flaherty	2
4	Tony Bettenhausen	1
	Jud Larson (R)	1
	Pat O'Connor	1
	Eddie Sachs	1

## POLES

1	Johnny Boyd	2
	Jud Larson (R)	2
3	George Amick	1
	Rex Easton	1
	Pat Flaherty	1
	Billy Garrett	1
	Andy Linden	1
	Earl Motter	1
	Johnny Thomson	1
	Bob Veith	1

## 1956 USAC Driver Index – Starts/Finishes

DRIVER	1 IMS ST/FN	2 MIL ST/FN	3 LANG ST/FN	4 DAR ST/FN	5 ATL ST/FN	6 SPR ST/FN	7 MIL ST/FN	8 DUQ ST/FN	9 SYR ST/FN	10 ISF ST/FN	11 SAC ST/FN	12 ASF ST/FN
Fred Agabashian	7 12	- -	- -	- -	- -	- -	- -	- -	- -	- -	- -	- -
George Amick	- -	- -	6 1	14 4	10 13	- -	19 6	6 5	13 5	12 12	7 13	1 1
Keith Andrews	20 26	15 12	- -	- -	- -	- -	- -	- -	- -	- -	- -	- -
Tony Bettenhausen	5 22	- -	- -	- -	- -	- -	- -	4 8	3 1	11 18	15 14	11 9
Art Bisch	- -	- -	- -	- -	- -	- -	- -	- -	- -	- -	8 17	8 10
Johnny Boyd	12 30	1 5	- -	2 3	- -	5 7	1 5	17 11	4 4	17 11	9 8	16 6
Don Branson (R)	- -	- -	- -	- -	- -	10 11	16 26	3 10	16 15	- -	- -	- -
Jimmy Bryan	19 19	18 4	5 6	18 8	- -	3 1	12 1	5 1	11 2	10 1	13 3	9 2
Bob Carpenter	- -	- -	- -	- -	11 12	- -	- -	- -	- -	- -	- -	- -
Bill Cheesbourg	- -	- -	- -	21 14	- -	13 16	- -	- -	- -	- -	17 12	10 14
Bob Christie	25 13	- -	- -	- -	- -	- -	- -	- -	- -	- -	- -	- -
Ray Crawford	17 29	- -	- -	- -	- -	- -	- -	- -	- -	- -	- -	- -
Jimmy Davies	- -	- -	- -	- -	- -	- -	- -	7 18	- -	- -	- -	- -
Jimmy Daywalt	16 24	- -	- -	- -	- -	- -	- -	15 15	8 14	- -	- -	- -
Duke Dinsmore	33 17	- -	- -	- -	- -	- -	21 18	- -	- -	- -	- -	- -
Rex Easton	- -	20 15	- -	- -	- -	1 13	- -	- -	- -	- -	- -	- -
Ed Elisian	14 23	- -	15 4	19 6	4 18	- -	26 22	11 13	5 6	- -	11 7	5 16
Pat Flaherty	1 1	11 1	4 14	9 5	19 5	8 18	- -	- -	- -	- -	- -	- -
Gene Force	- -	- -	- -	10 20	- -	- -	- -	- -	- -	- -	- -	- -
Don Freeland	26 3	16 6	11 7	6 10	- -	2 2	7 24	2 17	17 11	8 9	4 2	6 13
Billy Garrett	29 16	13 14	1 13	22 23	18 10	18 12	2 17	- -	7 8	- -	- -	- -
Elmer George	- -	9 18	18 8	12 7	3 19	- -	10 20	8 6	10 18	13 14	16 5	14 7
Ken Gottschalk	- -	- -	- -	23 16	- -	- -	- -	- -	- -	- -	- -	- -
Roy Graham	- -	- -	- -	- -	- -	4 14	- -	- -	- -	- -	- -	- -
Cliff Griffith	30 10	- -	- -	- -	- -	- -	9 13	- -	- -	- -	- -	- -
Sam Hanks	13 2	- -	- -	- -	- -	- -	- -	- -	- -	- -	- -	- -
Gene Hartley	22 11	10 8	7 2	20 22	5 11	- -	6 16	- -	- -	4 6	- -	- -
Al Herman	27 28	- -	- -	- -	- -	- -	- -	- -	- -	- -	- -	- -
Tommy Hinnershitz	- -	- -	- -	- -	- -	- -	- -	- -	- -	3 17	- -	4 17
Eddie Johnson	32 15	- -	- -	- -	- -	- -	- -	- -	- -	- -	- -	- -
Van Johnson	- -	- -	- -	- -	- -	- -	- -	- -	- -	- -	- -	19 18
Al Keller	28 14	21 9	10 3	- -	17 2	9 4	25 12	- -	2 16	7 5	- -	- -
Danny Kladis	- -	12 22	- -	- -	- -	- -	- -	- -	- -	- -	- -	- -
Jud Larson (R)	- -	- -	- -	- -	- -	- -	- -	- -	- -	1 4	1 1	- -
Andy Linden	9 27	- -	8 12	1 13	14 8	16 8	4 23	14 7	15 9	15 8	10 11	7 4
Mike Magill	- -	- -	12 5	- -	- -	- -	- -	- -	- -	9 10	- -	- -
Mel McGaughy	- -	- -	- -	- -	- -	- -	- -	- -	- -	- -	- -	15 15
Jim McWithey (R)	- -	- -	16 16	- -	12 15	17 9	- -	- -	- -	- -	- -	18 11
Earl Motter	- -	- -	- -	17 17	8 9	- -	5 9	18 14	1 7	14 13	- -	- -
Charles Musselman	- -	- -	- -	- -	- -	- -	- -	12 16	- -	- -	- -	- -
Pat O'Connor	3 18	2 11	- -	4 1	7 17	12 5	23 21	- -	9 13	6 2	2 15	- -
Johnnie Parsons	6 4	17 17	- -	- -	- -	- -	8 11	- -	- -	- -	- -	- -
Dick Rathmann (R)	4 5	22 21	17 15	8 15	- -	- -	15 25	- -	- -	- -	12 9	- -
Jim Rathmann	2 20	7 19	- -	13 11	15 4	- -	14 15	10 3	- -	16 15	- -	- -
Jimmy Reece	21 9	19 7	3 9	7 12	16 7	- -	13 2	13 9	- -	- -	5 6	3 3
Eddie Russo	- -	- -	13 17	16 18	20 14	- -	- -	- -	- -	- -	- -	- -
Paul Russo	8 33	- -	- -	- -	- -	- -	- -	- -	- -	- -	- -	- -
Troy Ruttman	11 31	3 20	- -	- -	- -	- -	- -	- -	- -	- -	- -	- -
Eddie Sachs	- -	- -	- -	11 21	9 1	6 3	24 4	- -	14 12	- -	- -	- -
Len Sutton	- -	- -	- -	- -	- -	- -	- -	- -	- -	- -	18 18	- -
Bob Sweikert	10 6	4 3	- -	- -	- -	- -	- -	- -	- -	- -	- -	- -
Shorty Templeman	- -	14 16	- -	- -	- -	- -	22 19	- -	- -	- -	- -	- -
Johnny Thomson	18 32	6 2	9 18	15 9	13 3	11 10	11 14	1 2	6 3	5 16	- -	- -
Johnny Tolan	31 21	- -	- -	- -	- -	- -	20 10	- -	- -	- -	14 10	2 5
Jack Turner (R)	24 25	8 13	14 11	3 2	6 20	7 17	18 7	9 12	- -	- -	- -	- -
Bob Veith	23 7	5 10	2 10	- -	1 6	14 15	3 8	16 4	12 17	18 7	6 4	12 8
Rodger Ward	15 8	- -	- -	5 19	2 16	15 6	17 3	- -	18 10	2 3	3 16	17 19
Dempsey Wilson	- -	- -	- -	- -	- -	- -	- -	- -	- -	- -	- -	13 12

(R) – Rookie

See page 84 for Track Key

## 1955 AAA Driver Performance Chart

Rank	Driver	Points	Starts	Running at Finish	Top Finish	Laps Led	Times Led	Laps Completed (1,248)	Miles Completed (1,559.400)	Earnings
1	Bob Sweikert	2290	10	8	1	363	10	1,097	1,397.00	\$95,170
2	Jimmy Bryan	1480	10	8	1	251	9	949	1,084.00	38,159
3	Johnny Thomson (R)	1380	7	6	1	136	4	740	1,040.00	28,919
4	Tony Bettenhausen	1060	4	4	2	0	0	565	749.50	36,845
5	Andy Linden	1047.8	8	7	3	17	2	905	1,205.00	15,636
6	Jimmy Davies	890	6	6	3	0	0	833	1,133.00	21,372
7	Pat O'Connor	800	9	7	4	12	1	871	1,171.00	12,787
8	Pat Flaherty	790	3	3	1	99	3	550	850.00	16,475
9	George Amick	750	9	6	3	103	3	875	875.00	9,917
10	Walt Faulkner	447.5	3	2	5	0	0	309	573.00	11,074
11	Al Herman	380	4	3	7	0	0	494	794.00	9,180
12	Bob Veith (R)	355	5	5	5	0	0	630	630.00	4,316
13	Johnny Boyd	350	6	3	5	0	0	526	605.50	5,379
14	Don Freeland	315.2	9	5	3	3	1	807	1,074.00	10,311
15	Art Cross	300	2	1	4	157	3	418	670.00	10,586
	Paul Russo	300	0	0	*	0	0	77	192.50	0
17	Rodger Ward	252.2	6	5	6	0	0	626	705.50	4,946
18	Jack McGrath	240	9	4	2	19	4	654	735.00	11,464
19	Jimmy Daywalt	226.4	5	5	9	0	0	632	932.00	7,931
20	Mike Magill (R)	210	6	4	4	0	0	479	479.00	3,366
21	Tony Bonadies	200	1	1	6	0	0	250	250.00	1,479
	Bob Finney	200	1	1	1	0	0	1	12.42	3,500
23	Jimmy Reece	180	9	6	8	0	0	827	842.00	6,529
24	Eddie Russo	165	6	5	7	4	1	745	913.00	6,242
25	Ed Elisian	160	6	3	6	0	0	385	464.50	5,467
	Loren Roberts	160	1	1	2	0	0	1	12.42	2,500
27	Lou J. Unser	140	1	1	3	0	0	1	12.42	1,500
28	Jerry Unser	120	1	1	4	0	0	1	12.42	1,000
29	Duane Carter	112.9	3	2	10	0	0	337	632.50	4,781
30	Johnny Tolan	110	4	3	7	17	1	448	448.00	1,738
31	Tommy Hinnershitz	100	2	2	6	0	0	196	196.00	1,219
	Jiggs Peters	100	2	2	5	0	0	271	271.00	1,246
	Bobby Unser	100	1	1	5	0	0	1	12.42	750
34	Johnny Kay	90	3	3	7	0	0	432	432.00	2,058
35	Keith Andrews	80	3	1	6	0	0	169	360.42	3,385
	Edgar Elder	80	5	3	7	0	0	434	434.00	1,908
37	Elmer George	60	1	1	7	0	0	99	99.00	458
	Charles Louderman	60	1	1	7	0	0	1	12.42	200
39	Johnnie Parsons	53.2	2	0	9	0	0	252	430.50	3,724
40	Bill Homeier	52.5	1	1	17	0	0	210	246.00	182
41	Gene Hartley	50	2	1	11	0	0	288	288.00	1,480
	Shorty Templeman (R)	50	5	3	10	0	0	641	854.00	4,370
	Chuck Weyant	50	1	1	12	0	0	196	490.00	4,025
	Pete Woods	50	1	1	8	0	0	1	12.42	175
45	Eddie Sachs	46.8	0	1	*	0	0	110	110.00	337
46	Paul Kleinschmidt	40	1	1	9	0	0	1	12.42	150
	Mel McGaughy	40	1	1	9	0	0	97	97.00	401
48	Jack Turner	33.4	2	1	11	0	0	316	316.00	861
49	George Hammond	30	1	1	10	0	0	1	12.42	125
50	Buddy Cagle	20	2	1	11	0	0	180	180.00	696
	Louis Unser	20	1	1	11	0	0	1	12.42	0
52	Len Duncan	17.1	0	1	*	0	0	54	54.00	0
53	E.T. Cox	10	1	1	12	0	0	1	12.42	0
	Eddie Johnson	10	5	5	12	0	0	576	870.00	4,750
	Charles Musselman	10	1	0	12	0	0	78	78.00	706
56	Al Keller	0	3	1	15	0	0	195	276.00	3,286
	Jerry Hoyt	0	3	0	16	16	1	104	164.00	3,359
	Earl Motter	0	3	1	14	0	0	197	197.00	752
	Jim Rathmann	0	2	1	14	0	0	233	519.50	3,486
	Rex Easton	0	2	2	15	0	0	244	244.00	795
	Len Sutton (R)	0	2	0	17	0	0	56	56.00	243
	Fred Agabashian	0	1	0	32	0	0	39	97.50	2,723
	Foster Campbell	0	1	1	13	0	0	1	12.42	0
	Bob Carroll	0	1	1	17	0	0	93	93.00	147
	Ray Crawford	0	1	0	23	0	0	111	277.50	2,913

CONTINUED ON NEXT PAGE ►►

## WINS

1	Jimmy Bryan	6
2	Bob Sweikert	2
3	Johnny Thomson (R)	1
	Bob Finney	1
	Pat Flaherty	1

## POLES

1	Bob Sweikert	4
2	Jimmy Reece	1
	Eddie Russo	1
	Andy Linden	1
	Jerry Hoyt	1
	Ed Elisian	1
	Don Freeland	1

**1955 AAA Driver Performance Chart** *(continued)*

Rank	Driver	Points	Starts	Running at Finish	Top Finish	Laps Led	Times Led	Laps Completed (1,248)	Miles Completed (1,559,400)	Earnings
	Sam Hanks	0	1	0	19	0	0	134	335.00	\$2,913
	Shelby Hill	0	1	1	15	0	0	1	12.42	0
	Art Hillis	0	1	1	14	0	0	1	12.42	0
	Cal Niday	0	1	0	16	0	0	170	425.00	3,483
	Bill Vukovich	0	1	0	25	50	3	56	140.00	10,833
	Potsy Goacher	0	0	0	*	0	0	1	1.00	

(R) – Rookie

\*Performed only in relief roles in 1955.

## 1955 AAA Driver Index – Starts/Finishes

DRIVER	1 IMS ST/FN	2 MIL ST/FN	3 LANG ST/FN	4 SPR ST/FN	5 MIL ST/FN	6 DUQ ST/FN	7 PP ST/FN	8 SYR ST/FN	9 ISF ST/FN	10 SAC ST/FN	11 ASF ST/FN
Fred Agabashian	4 32	- -	- -	- -	- -	- -	- -	- -	- -	- -	- -
George Amick	- -	11 7	2 18	2 4	24 20	5 3	- -	9 3	4 3	2 12	4 3
Keith Andrews	28 20	- -	- -	- -	- -	- -	- 6	- -	- -	15 15	- -
Tony Bettenhausen	2 2	- -	- -	- -	9 2	- -	- -	- -	7 4	- -	16 9
Tony Bonadies	- -	- -	- -	- -	19 6	- -	- -	- -	- -	- -	- -
Johnny Boyd	26 29	- -	- -	- -	18 5	11 8	- -	6 16	- -	18 8	- -
Jimmy Bryan	11 24	3 4	6 1	7 1	8 23	12 1	- -	3 2	9 1	4 1	13 1
Buddy Cagle	- -	- -	- -	- -	- -	18 11	- -	- -	- -	- -	7 14
Foster Campbell	- -	- -	- -	- -	- -	- -	- 13	- -	- -	- -	- -
Bob Carroll	- -	- -	- -	- -	- -	14 17	- -	- -	- -	- -	- -
Duane Carter	18 11	- -	15 10	8 14	- -	- -	- -	- -	- -	- -	- -
E.T. Cox	- -	- -	- -	- -	- -	- -	- 12	- -	- -	- -	- -
Ray Crawford	23 23	- -	- -	- -	- -	- -	- -	- -	- -	- -	- -
Art Cross	24 17	- -	- -	- -	11 4	- -	- -	- -	- -	- -	- -
Jimmy Davies	10 3	10 5	- -	13 9	17 13	17 14	- -	15 8	- -	- -	- -
Jimmy Daywalt	17 9	15 14	- -	- -	21 18	9 13	- -	17 11	- -	- -	- *
Len Duncan	- -	- -	- *	- -	- -	- -	- -	- -	- -	- -	- -
Rex Easton	- -	22 17	- -	- -	14 15	- -	- -	- -	- -	- -	- -
Edgar Elder	- -	- -	- -	3 12	- -	16 7	- -	18 12	- -	7 13	18 15
Ed Elisian	29 30	- -	13 6	6 18	1 25	- -	- -	- -	10 7	12 11	- -
Walt Faulkner	7 5	17 21	- -	16 16	- -	- -	- -	- -	- -	- -	- -
Bob Finney	- -	- -	- -	- -	- -	- -	- 1	- -	- -	- -	- -
Pat Flaherty	12 10	16 3	- -	- -	2 1	- -	- -	- -	- -	- -	- -
Don Freeland	21 15	5 12	1 3	- -	4 12	6 18	- -	13 13	2 6	14 6	17 16
Elmer George	- -	- -	- -	- -	- -	- -	- -	- -	- -	16 7	- -
Potsy Goacher	- -	- -	- *	- -	- -	- -	- -	- -	- -	- -	- -
George Hammond	- -	- -	- -	- -	- -	- -	- 10	- -	- -	- -	- -
Sam Hanks	6 19	- -	- -	- -	- -	- -	- -	- -	- -	- -	- -
Gene Hartley	- -	21 19	- -	- -	16 11	- -	- -	- -	- -	- -	- -
Al Herman	16 7	7 10	14 8	- -	22 22	- -	- -	- -	- -	- -	- -
Shelby Hill	- -	- -	- -	- -	- -	- -	- 15	- -	- -	- -	- -
Art Hillis	- -	- -	- -	- -	- -	- -	- 14	- -	- -	- -	- -
Tommy Hinnershitz	- -	- -	18 11	17 6	- -	- -	- -	- -	- -	- -	- -
Bill Homeier	- *	- -	- -	12 17	- *	- -	- -	- -	- -	- -	- -
Jerry Hoyt	1 31	2 22	4 16	- -	- -	- -	- -	- -	- -	- -	- -
Eddie Johnson	32 13	- -	- -	11 15	- -	4 16	- -	16 14	6 12	- -	- -
Johnny Kay	- -	- -	- -	- -	13 16	- -	- -	7 7	15 10	- -	- -
Al Keller	22 27	20 15	8 17	- -	- -	- -	- -	- -	- -	- -	- -
Paul Kleinschmidt	- -	- -	- -	- -	- -	- -	- 9	- -	- -	- -	- -
Andy Linden	8 6	8 6	- -	1 3	6 7	2 6	- -	- -	17 9	9 4	9 4
Charles Louderman	- -	- -	- -	- -	- -	- -	- 7	- -	- -	- -	- -
Mike Magill (R)	- -	19 13	9 4	9 7	- -	13 10	- -	5 18	12 16	- -	- -
Mel McLaughy	- -	- -	- -	- -	- -	- -	- -	- -	- -	10 9	- -
Jack McGrath	3 26	12 8	- -	14 10	5 21	15 2	- -	8 17	14 15	17 18	3 13
Earl Motter	- -	- -	- -	- -	- -	- -	- -	2 15	13 18	13 14	- -
Charles Musselman	- -	- -	16 12	- -	- -	- -	- -	- -	- -	- -	- -
Cal Niday	9 16	- -	- -	- -	- -	- -	- -	- -	- -	- -	- -
Pat O'Connor	19 8	6 18	10 5	- -	7 26	10 9	- -	10 4	8 5	6 5	11 5
Johnnie Parsons	27 21	- -	- -	- -	26 9	- -	- -	- -	- -	- -	- -
Jiggs Peters	- -	13 16	- -	4 5	- *	- -	- -	- -	- -	- -	- -
Jim Rathmann	20 14	18 20	- -	- -	- -	- -	- -	- -	- -	- -	- -
Jimmy Reece	15 33	14 9	7 14	15 8	10 14	- -	- -	14 10	16 8	5 16	1 12
Loren Roberts	- -	- -	- -	- -	- -	- -	- 2	- -	- -	- -	- -
Eddie Russo	13 22	- -	12 7	10 13	23 10	1 12	- -	- -	5 11	- -	- -
Paul Russo	- *	- -	- -	- -	- -	- -	- -	- -	- -	- -	- -
Eddie Sachs	- -	- -	- -	- -	- *	- -	- -	- -	- -	- -	- -
Len Sutton	- -	- -	- -	- -	- -	- -	- -	- -	- -	8 17	12 17
Bob Sweikert	14 1	1 2	5 2	5 2	3 3	3 4	- -	1 1	1 17	1 3	6 18
Shorty Templeman	31 18	9 11	- -	- -	12 17	7 15	- -	- -	- -	- -	14 10
Johnny Thomson	33 4	4 1	3 15	- -	- -	- -	- -	11 5	3 2	3 2	10 2
Johnny Tolan	- -	- -	- -	18 11	20 19	- -	- -	- -	- -	11 10	2 7
Jack Turner	- -	- -	17 13	- -	- *	- -	- -	- -	- -	- -	15 11
Bobby Unser	- -	- -	- -	- -	- -	- -	- 5	- -	- -	- -	- -
Jerry Unser	- -	- -	- -	- -	- -	- -	- 4	- -	- -	- -	- -
Lou J. Unser	- -	- -	- -	- -	- -	- -	- 3	- -	- -	- -	- -
Louis Unser	- -	- -	- -	- -	- -	- -	- 11	- -	- -	- -	- -
Bob Veith	- -	- -	- -	- -	15 8	8 5	- -	4 6	11 13	- -	5 8
Bill Vukovich	5 25	- -	- -	- -	- -	- -	- -	- -	- -	- -	- -
Rodger Ward	30 28	- -	11 9	- -	25 24	- -	- -	12 9	18 14	- -	8 6
Chuck Weyant	25 12	- -	- -	- -	- -	- -	- -	- -	- -	- -	- -
Pete Woods	- -	- -	- -	- -	- -	- -	- 8	- -	- -	- -	- -

(R) – Rookie; See page 84 for Track Key



## 1954 AAA Driver Performance Chart

Rank	Driver	Points	Starts	Running at Finish	Top Finish	Laps Led	Times Led	Laps Completed (1,401)	Miles Completed (1,712.420)	Earnings
1	Jimmy Bryan	2630	11	10	1	432	10	1329	1683.75	\$60,733
2	Manuel Ayulo	1290	8	6	1	146	7	1001	1351.25	23,014
3	Jack McGrath	1220	8	6	2	47	2	884	1223	34,363
4	Jimmy Reece	1000	10	8	2	0	0	1146	1491.75	14,753
	Bill Vukovich	1000	2	1	1	99	4	277	577	75,062
6	Bob Sweikert	950	12	8	1	119	4	1260	1593.75	17,566
7	Chuck Stevenson	861.5	6	4	1	244	7	582	711.375	20,277
8	Sam Hanks	858.5	9	6	1	52	3	913	1126	13,679
9	Mike Nazaruk	810	8	5	4	0	0	836	1158.875	14,998
10	Don Freeland	760	8	6	2	71	2	968	1313	14,422
11	Larry Crockett	620	10	8	4	20	1	1116	1481.42	11,904
12	Jimmy Davies	614.5	8	6	1	100	1	813	925.875	8,976
13	Johnny Tolan	520	9	5	3	0	0	872	926.75	5,845
14	Fred Agabashian	460	2	2	6	0	0	398	698	9,035
15	Troy Ruttman	447	3	3	4	0	0	364	609.25	13,881
16	Andy Linden	428	9	5	4	13	1	821	1038.5	7,159
17	Art Cross	419.5	3	3	5	8	2	466	700.75	7,812
18	Cal Niday	390	8	6	6	0	0	691	1002.42	9,144
19	Jerry Hoyt	312.5	5	4	5	0	0	538	862.75	4,685
20	Duane Carter	293	5	3	9	0	0	623	894.375	4,699
21	Keith Andrews	230	2	1	1	0	0	94	105.42	3,832
	Ed Elisian	230	7	5	5	0	0	819	1041	7,126
23	Gene Hartley	210	4	3	6	0	0	529	755.5	5,671
	Rodger Ward	210	10	3	4	0	0	690	857.5	7,436
25	Pat O'Connor (R)	200	5	4	5	0	0	705	1030.875	5,838
	Paul Russo	187.5	1	0	8	0	0	150	375	6,259
	Jiggs Peters (R)	180	6	3	5	0	0	574	574	2,787
28	Eddie Sachs (R)	160	3	3	5	0	0	330	380.25	1,357
	Hugh Thomas	160	1	1	2	0	0	1	12.42	2,500
30	Joe Sostilio	159.6	3	2	7	70	1	312	366.75	2,013
31	Bob Finney	140	1	1	3	0	0	1	12.42	1,500
	Tommy Hinnershitz	140	5	4	6	0	0	499	542.125	2,477
33	Johnnie Parsons	122.5	6	3	7	0	0	462	616.875	4,840
34	Johnny Boyd	120	7	5	6	0	0	703	755.125	2,973
35	Chuck Weyant	110	5	4	8	0	0	553	553	2,061
36	Paul Kleinschmidt	100	1	1	5	0	0	1	12.42	750
37	Herb Bryers	80	1	1	6	0	0	1	12.42	500
38	Walt Faulkner	78.5	2	3	8	0	0	358	586.375	1,258
39	Rex Easton	70	4	3	7	0	0	405	405	1,308
40	Al Rogers	50	1	1	8	0	0	1	12.42	175
41	Shorty Templeman (R)	50	1	1	8	0	0	96	96	375
42	Len Duncan	47	1	1	31	0	0	113	178.875	2,874
	Phil Hulse	40	1	1	9	0	0	1	12.42	150
44	Johnny Thomson (R)	40	2	1	9	0	0	212	381.5	3,559
45	Joe Garson	30	1	1	10	0	0	1	12.42	125
	Bob Scott	30	3	2	10	0	0	366	552	733
47	Ernie McCoy	20.4	1	2	16	0	0	245	542.375	3,104
48	Pat Flaherty	20	1	1	12	0	0	212	234.5	770
	Ted Foltz	20	1	1	11	0	0	1	12.42	0
	Gene Force	20	1	1	12	0	0	142	195.25	375
	Roy Prosser	20	1	0	11	0	0	93	93	300
	Eddie Russo	20	2	2	11	0	0	224	272.5	486
53	Shelby Hill	10	1	1	12	0	0	1	12.42	0
54	Bob Carroll	0	4	2	13	0	0	202	202	1,249
	Ray Crawford	0	4	3	14	0	0	250	250	1,081
	Jimmy Daywalt	0	3	1	21	8	3	377	603.5	4,673
	Tony Bettenhausen	0	3	0	16	0	0	199	407.5	2,784
	Bill Homeier	0	3	1	15	0	0	283	394	3,053
	Wally Campbell	0	2	1	15	0	0	153	182.25	344
	Frank Armi	0	2	1	17	0	0	197	450.5	2,968
	Danny Kladis	0	2	2	13	0	0	310	385	623
	Danny Oakes	0	2	1	14	0	0	101	101	429
	Jim Rathmann	0	2	0	27	0	0	184	408.25	2,839
	Malcolm Brazier	0	1	1	16	0	0	1	12.42	0
	Edgar Elder	0	1	0	18	0	0	11	11	102
	Al Keller	0	1	1	14	0	0	97	97	300

CONTINUED ON NEXT PAGE ►►

## WINS

1	Jimmy Bryan	5
2	Manuel Ayulo	2
3	Bill Vukovich	1
	Sam Hanks	1
	Bob Sweikert	1
	Keith Andrews	1
	Jimmy Davies	1
	Chuck Stevenson	1

## POLES

1	Jack McGrath	2
	Don Freeland	2
3	Jiggs Peters (R)	1
	Chuck Stevenson	1
	Jimmy Bryan	1
	Manuel Ayulo	1
	Sam Hanks	1
	Shorty Templeman	1
	Bill Vukovich	1
	Joe Sostilio	1

**1954 AAA Driver Performance Chart** *(continued)*

Rank	Driver	Points	Starts	Running at Finish	Top Finish	Laps Led	Times Led	Laps Completed (1,401)	Miles Completed (1,712.420)	Earnings
	Johnny Mauro	0	1	1	17	0	0	1	12.42	\$0
	Pete Pusede	0	1	1	14	0	0	1	12.42	0
	T.E. Russell	0	1	1	15	0	0	1	12.42	0
	Louis Unser	0	1	1	18	0	0	1	12.42	0
	Spider Webb	0	1	0	30	0	0	54	135	604
	Pete Woods	0	1	1	13	0	0	1	12.42	0
	George Fonder	0	0	0	*	0	0	82	205	0
	Jimmy Jackson	0	0	0	*	0	0	57	142.5	0
	Eddie Johnson	0	0	0	*	0	0	67	167.5	0
	Marshall Teague	0	0	0	*	0	0	46	115	0

(R) – Rookie

\*Performed only in relief roles in 1954.

## 1954 AAA Driver Index – Starts/Finishes

DRIVER	1 IMS ST/FN	2 MIL ST/FN	3 LANG ST/FN	4 DAR ST/FN	5 SPR ST/FN	6 MIL ST/FN	7 DUQ ST/FN	8 PP ST/FN	9 SYR ST/FN	10 ISF ST/FN	11 SAC ST/FN	12 ASF ST/FN	13 VEGAS ST/FN
Fred Agabashian	24 6	- -	- -	- -	- -	11 10	- -	- -	- -	- -	- -	- -	- -
Keith Andrews	- -	- -	- -	- -	- -	- -	- -	1	- -	- -	18 10	- -	- -
Frank Armi	33 19	- -	17 17	- -	- -	- -	- -	- -	- -	- -	- -	- -	- -
Manuel Ayulo	22 13	9 2	- -	2 1	- -	4 1	- -	- -	- -	1 15	2 12	10 2	2 2
Tony Bettenhausen	21 29	- -	- -	- -	- -	- -	- -	- -	- -	- -	- -	18 16	13 17
Johnny Boyd	- -	- -	15 6	22 14	- -	18 16	- -	- -	10 12	- -	6 11	5 12	6 13
Malcolm Brazier	- -	- -	- -	- -	- -	- -	- -	16	- -	- -	- -	- -	- -
Jimmy Bryan	3 2	- -	4 1	3 3	16 12	19 3	8 3	- -	16 4	5 1	3 1	4 1	1 1
Herb Bryers	- -	- -	- -	- -	- -	- -	- -	6	- -	- -	- -	- -	- -
Wally Campbell	- -	- -	6 15	30 24	- -	- -	- -	- -	- -	- -	- -	- -	- -
Bob Carroll	- -	- -	- -	- -	- -	- -	18 14	- -	- -	11 13	9 14	- -	14 15
Duane Carter	8 15	12 19	- -	25 9	- -	20 13	9 18	- -	- -	- -	- -	- -	- -
Ray Crawford	- -	- -	- -	- -	17 18	- -	4 15	- -	- -	17 14	- -	15 14	- -
Larry Crockett	25 9	3 20	16 8	4 11	15 6	5 8	- -	4	17 13	- -	- -	17 15	3 10
Art Cross	27 11	- -	- -	17 6	- -	3 5	- -	- -	- -	- -	- -	- -	- -
Jimmy Davies	- *	14 17	- -	15 28	5 1	7 23	6 4	- -	15 11	- -	12 4	- -	9 3
Jimmy Daywalt	2 27	- -	- -	20 23	- -	13 21	- -	- -	- -	- -	- -	- -	- -
Len Duncan	26 31	- -	- -	- *	- -	- -	- -	- -	- -	- -	- -	- -	- -
Rex Easton	- -	- -	- -	- -	18 17	9 24	- -	- -	- -	14 12	- -	- -	8 7
Edgar Elder	- -	- -	- -	- -	- -	- -	- -	- -	- -	- -	4 18	- -	- -
Ed Elisian	31 18	20 14	8 12	- -	3 13	16 11	- -	- -	14 5	7 6	- -	- -	- -
Walt Faulkner	- *	7 8	- -	23 13	- -	- -	- -	- -	- -	- -	- -	- -	- -
Bob Finney	- -	- -	- -	- -	- -	- -	- -	3	- -	- -	- -	- -	- -
Pat Flaherty	- *	- -	- -	- -	- -	10 12	- -	- -	- -	- -	- -	- -	- -
Ted Foltz	- -	- -	- -	- -	- -	- -	- -	11	- -	- -	- -	- -	- -
George Fonder	- *	- -	- -	- -	- -	- -	- -	- -	- -	- -	- -	- -	- -
Gene Force	- -	- -	- -	26 12	- -	- -	- -	- -	- -	- -	- -	- -	- -
Don Freeland	6 7	18 9	10 9	14 18	14 3	15 9	1 17	- -	1 2	- -	- -	- -	- -
Joe Garson	- -	- -	- -	- -	- -	- -	- -	10	- -	- -	- -	- -	- -
Sam Hanks	10 20	- -	13 3	9 8	7 7	1 6	2 1	- -	- -	4 3	5 15	3 5	- -
Gene Hartley	17 23	11 6	- -	- -	- -	14 7	11 12	- -	- -	- -	- -	- -	- -
Shelby Hill	- -	- -	- -	- -	- -	- -	- -	12	- -	- -	- -	- -	- -
Tommy Hinnershitz	- -	- -	5 DNS	28 19	- -	- -	- -	- -	4 15	13 7	- -	6 13	10 6
Bill Homeier	18 33	- -	- -	- -	- -	26 15	- -	- -	- -	- -	8 17	- -	- -
Jerry Hoyt	30 26	- -	- -	6 5	- -	- -	- -	- -	- -	10 10	16 16	14 11	- -
Phil Hulse	- -	- -	- -	- -	- -	- -	- -	9	- -	- -	- -	- -	- -
Jimmy Jackson	- *	- -	- -	- -	- -	- -	- -	- -	- -	- -	- -	- -	- -
Eddie Johnson	- *	- -	- -	- -	- -	- -	- -	- -	- -	- -	- -	- -	- -
Al Keller	- -	- -	- -	- -	- -	- -	- -	- -	9 14	- -	- -	- -	- -
Danny Kladis	- *	- -	- -	- -	- -	25 18	14 13	- -	- -	- -	- -	- -	- -
Paul Kleinschmidt	- -	- -	- -	- -	- -	- -	- -	5	- -	- -	- -	- -	- -
Andy Linden	23 25	16 21	11 14	12 26	- *	- -	3 6	- -	2 7	- -	14 7	7 4	7 5
Johnny Mauro	- -	- -	- -	- -	- -	- -	- -	17	- -	- -	- -	- -	- -
Ernie McCoy	20 16	- -	- *	- *	- -	- -	- -	- -	- -	- -	- -	- -	- -
Jack McGrath	1 3	21 4	- -	5 21	9 8	- -	12 9	- -	7 10	6 4	1 2	- -	- -
Mike Nazaruk	14 5	13 15	2 13	18 25	4 9	22 4	5 10	- -	18 17	- -	- -	- -	- -
Cal Niday	13 10	- -	- -	- -	11 16	- -	- -	7	11 16	18 11	17 6	12 6	15 16
Danny Oakes	- -	- -	- -	- -	6 14	- -	- -	- -	- -	- -	- -	- -	12 18
Pat O'Connor (R)	12 21	6 5	- -	8 10	- -	6 19	- -	- -	- -	- -	- -	- -	11 9
Johnnie Parsons	15 32	17 16	- -	10 30	- -	- -	7 7	- -	8 8	16 16	- -	- -	- -
Jiggs Peters (R)	- -	- -	- -	- -	1 5	21 17	16 16	- -	- -	8 18	13 8	16 10	- -
Roy Prosser	- -	- -	- -	- -	- -	- -	- -	- -	- -	- -	- -	- -	18 11
Pete Pusede	- -	- -	- -	- -	- -	- -	- -	14	- -	- -	- -	- -	- -
Jim Rathmann	28 28	- -	- -	29 27	- -	- -	- -	- -	- -	- -	- -	- -	- -
Jimmy Reece	7 17	5 3	3 2	7 2	- -	8 20	17 5	- -	6 6	3 5	15 5	8 17	- -
Al Rogers	- -	- -	- -	- -	- -	- -	- -	8	- -	- -	- -	- -	- -
T.E. Russell	- -	- -	- -	- -	- -	- -	- -	15	- -	- -	- -	- -	- -
Eddie Russo	- -	- -	14 11	24 17	- -	- -	- -	- -	- -	- -	- -	- -	- -
Paul Russo	32 8	- -	- -	- -	- -	- -	- -	- -	- -	- -	- -	- -	- -
Troy Ruttman	11 4	4 7	- -	19 15	- -	- -	- -	- -	- -	- -	- -	- -	- -
Eddie Sachs	- -	- -	18 5	27 16	- -	- -	- -	- -	- -	- -	- -	13 7	- -
Bob Scott	- *	22 18	9 10	21 20	- -	- -	- -	- -	- -	- -	- -	- -	- -
Joe Sostilio	- -	19 13	1 7	13 7	- -	- -	- -	- -	- -	- -	- -	- -	- -
Chuck Stevenson	5 12	2 1	- -	1 29	8 2	2 2	13 2	- -	- -	- -	- -	- -	- -
Bob Sweikert	9 14	8 11	7 4	16 22	2 4	12 22	10 8	- -	3 1	2 2	7 3	2 3	4 14
Marshall Teague	- *	- -	- -	- -	- -	- -	- -	- -	- -	- -	- -	- -	- -

CONTINUED ON NEXT PAGE ►►

**1954 AAA Driver Index – Starts/Finishes** *(continued)*

DRIVER	1 IMS ST/FN	2 MIL ST/FN	3 LANG ST/FN	4 DAR ST/FN	5 SPR ST/FN	6 MIL ST/FN	7 DUQ ST/FN	8 PP ST/FN	9 SYR ST/FN	10 ISF ST/FN	11 SAC ST/FN	12 ASF ST/FN	13 LVP ST/FN
Shorty Templeman	- -	- -	- -	- -	- -	- -	- -	- -	- -	- -	- -	1 8	- -
Hugh Thomas	- -	- -	- -	- -	- -	- -	- -	- 2	- -	- -	- -	- -	- -
Johnny Thomson	4 24	- -	- -	- -	- -	- -	- -	- -	13 9	- -	- -	- -	- -
Johnny Tolan	- -	10 12	- -	11 4	10 10	24 25	- -	- -	5 3	12 8	11 9	11 18	17 12
Louis Unser	- -	- -	- -	- -	- -	- -	- -	- 18	- -	- -	- -	- -	- -
Bill Vukovich	19 1	1 22	- -	- -	- -	- -	- -	- -	- -	- -	- -	- -	- -
Rodger Ward	16 22	15 10	12 16	- -	13 15	17 26	15 11	- -	12 18	9 9	10 13	- -	16 4
Spider Webb	29 30	- -	- -	- -	- -	- -	- -	- -	- -	- -	- -	- -	- -
Chuck Weyant	- -	- -	- -	- -	12 11	23 14	- -	- -	- -	15 17	- -	9 9	5 8
Pete Woods	- -	- -	- -	- -	- -	- -	- -	- 13	- -	- -	- -	- -	- -

(R) – Rookie

\*Served as a relief driver in the event

See page 84 for Track Key

## 1953 AAA Driver Performance Chart

Rank	Driver	Points	Starts	Running at Finish	Top Finish	Laps Led	Times Led	Laps Completed (1,252)	Miles Completed (1,563.420)	Earnings
1	Sam Hanks	1659.5	11	9	1	58	4	1004	1230.5	\$31,727
2	Jack McGrath	1250	10	7	1	171	6	1059	1359	20,748
3	Bill Vukovich	1000	1	1	1	195	2	200	500	89,496
4	Manuel Ayulo	960	10	5	2	91	5	979	1253	19,320
5	Paul Russo	855	10	7	3	10	1	1026	1303.5	9,916
6	Art Cross	800	1	1	2	0	0	200	500	27,296
7	Don Freeland (R)	750	10	7	3	55	2	909	1023	10,147
8	Chuck Stevenson	745	8	5	1	75	3	728	876.5	12,496
9	Jimmy Bryan	621.4	11	8	1	58	2	1033	1307.5	12,722
10	Tony Bettenhausen	596	5	4	1	192	3	567	739.5	12,996
11	Rodger Ward	540.2	10	4	1	89	3	745	967	11,014
12	Jimmy Davies	494.2	9	5	4	27	2	822	1111.5	10,931
13	Johnnie Parsons	435.5	9	3	3	30	1	591	720	10,077
14	Duane Carter	428.6	6	5	2	0	0	610	824.5	6,209
15	Bob Sweikert	420	8	4	1	185	4	821	1047.5	13,168
16	Ernie McCoy	401	4	2	5	0	0	369	669	7,707
17	Jimmy Daywalt	400	1	1	6	0	0	200	500	7,696
18	Bob Scott**	328	4	6	5	0	0	507	709.5	3,864
19	Fred Agabashian	315	1	0	4	1	1	104	260	12,946
20	Cal Niday	310.4	7	5	5	0	0	646	691	5,775
21	Jerry Hoyt	310	7	4	3	0	0	647	770	6,273
22	Andy Linden	263.3	8	6	5	0	0	657	723	5,823
23	Jimmy Reece	245.8	5	4	7	0	0	515	515	2,571
24	Mike Nazaruk	205	8	4	2	13	1	713	932	7,118
25	Louis Unser	200	1	1	1	0	0	1	12.42	4,000
26	Jim Rathmann	169.5	1	0	7	1	1	148	370	6,846
27	Keith Andrews	160	1	1	2	0	0	1	12.42	3,000
28	Walt Faulkner	158.4	4	3	6	0	0	443	644	3,694
29	Al Rogers	140	1	1	3	0	0	1	12.42	2,000
30	Eddie Johnson	130.5	0	1	*	0	0	88	220	0
31	Bob Finney	120	1	1	4	0	0	1	12.42	1,000
32	Pat O'Connor (R)	110	2	2	7	0	0	198	198	1,270
33	Eddie Russo (R)	100.2	5	4	10	0	0	508	508	2,585
34	Bill Holland	100	3	1	5	0	0	361	572.5	4,401
	Duke Nalon	100	1	0	11	0	0	191	477.5	3,316
	Hugh Thomas	100	1	1	5	0	0	1	12.42	750
37	Allen Heath	81.6	2	1	2	0	0	100	100	1,706
	Tommy Hinnershitz	81.6	4	2	9	0	0	315	315	2,381
39	Walt Killinger	80	1	1	6	0	0	1	12.42	500
40	Potsy Goacher	62	0	1	*	0	0	123	123	0
41	Shelby Hill	60	1	1	7	0	0	1	12.42	200
42	Herb Bryers	50	1	1	8	0	0	1	12.42	200
43	Gene Hartley	44.8	3	2	14	0	0	293	428	2,442
44	Ed Elisian	40	1	1	9	0	0	100	100	798
	Pete Pusede	40	1	1	9	0	0	1	12.42	200
46	Chuck Weyant	30	2	2	10	0	0	198	198	922
	Pete Woods	30	1	1	10	0	0	1	12.42	200
48	Buzz Barton	20	1	1	11	0	0	97	97	487
	Rex Easton	20	2	2	11	0	0	192	192	761
	Charles Louderman	20	1	1	11	0	0	1	12.42	200
	Danny Oakes	20	2	2	11	0	0	286	286	990
52	Carl Scarborough	17.5	1	0	12	0	0	69	172.5	3,146
53	Frank Armi	14.6	0	0	*	0	0	21	21	0
54	Bill Homeier	14.5	2	1	12	0	0	126	126	187
55	Paul Kleinschmidt	10	1	1	12	0	0	1	12.42	200
56	Vic Carter	5.5	1	0	12	0	0	54	54	515
57	Edgar Elder	5.4	1	0	11	0	0	56	56	290
58	Duke Dinsmore	5.1	2	2	12	0	0	245	260	584
59	Johnny Fedricks	0	3	1	14	0	0	112	112	705
	Johnny Thomson (R)	0	2	0	13	0	0	126	202.5	2,430
	Spider Webb	0	2	0	16	0	0	145	313	2,515
	Malcolm Brazier	0	1	1	13	0	0	1	12.42	0
	Charles Bryant	0	1	0	17	0	0	0	0	0
	Pat Flaherty	0	1	0	22	0	0	115	287.5	2,256
	Joe Garson	0	1	0	19	0	0	0	0	0
	Jimmy Good	0	1	1	14	0	0	1	12.42	0

CONTINUED ON NEXT PAGE ►►

## WINS

1	Rodger Ward	2
	Tony Bettenhausen	2
	Sam Hanks	2
4	Bill Vukovich	1
	Louis Unser	1
	Bob Sweikert	1
	Jack McGrath	1
	Chuck Stevenson	1
	Jimmy Bryan	1

## POLES

1	Manuel Ayulo	2
	Mike Nazaruk	2
3	Don Freeland	1
	Chuck Stevenson	1
	Bob Sweikert	1
	Jack McGrath	1
	Duane Carter	1
	Tony Bettenhausen	1
	Bill Vukovich	1

**1953 AAA Driver Performance Chart** *(continued)*

Rank	Driver	Points	Starts	Running at Finish	Top Finish	Laps Led	Times Led	Laps Completed (1,401)	Miles Completed (1,712.420)	Earnings
	George Hammond	0	1	0	18	0	0	0	0	\$0
	Phil Hulse	0	1	1	15	0	0	1	12.42	0
	Chuck Marshall	0	1	1	13	0	0	91	91	112
	Don Olds	0	1	0	16	0	0	12	12	144
	Johnny Roberts	0	1	1	16	0	0	96	96	582
	Norman Robinson	0	1	1	16	0	0	1	12.42	0
	Eddie Sachs (R)	0	1	0	18	0	0	5	5	96
	Marshall Teague (R)	0	1	0	18	0	0	169	422.5	2,376
	Leroy Warriner	0	1	0	18	0	0	38	38	216
	Johnny Mantz	0	0	1	*	0	0	42	105	0
	Jackie Holmes	0	0	0	*	0	0	9	22.5	0

\*Performed only in relief roles in 1953.

\*\*Bob Scott was running at the finish of two races after taking over mid-event as a relief driver.

## 1953 AAA Driver Index – Starts/Finishes

DRIVER	1 IMS ST/FN	2 MIL ST/FN	3 SPR ST/FN	4 MSF ST/FN	5 SPR ST/FN	6 MIL ST/FN	7 DUQ ST/FN	8 PP ST/FN	9 SYR ST/FN	10 ISF ST/FN	11 SAC ST/FN	12 ASF ST/FN
Fred Agabashian	2 4	- -	- -	- -	- -	- -	- -	- -	- -	- -	- -	- -
Keith Andrews	- -	- -	- -	- -	- -	- -	- -	- 2	- -	- -	- -	- -
Frank Armi	- -	- -	- -	- -	- -	- -	- -	- -	- -	- -	- *	- -
Manuel Ayulo	4 13	1 14	- -	7 17	2 2	18 2	9 2	- -	3 10	1 2	14 12	4 4
Buzz Barton	- -	- -	13 11	- -	- -	- -	- -	- -	- -	- -	- -	- -
Tony Bettenhausen	6 9	- -	- -	- -	- -	- *	6 18	- -	5 1	8 6	- -	1 1
Malcolm Brazier	- -	- -	- -	- -	- -	- -	- -	- 13	- -	- -	- -	- -
Jimmy Bryan	31 14	9 2	11 8	12 3	14 15	8 10	15 7	- -	6 17	7 11	3 1	18 15
Charles Bryant	- -	- -	- -	- -	- -	- -	- -	- 17	- -	- -	- -	- -
Herb Bryers	- -	- -	- -	- -	- -	- -	- -	- 8	- -	- -	- -	- -
Duane Carter	27 24	17 9	- -	1 7	- -	13 17	- -	- -	- -	10 10	- -	15 2
Vic Carter	- -	16 12	- -	- -	- -	- -	- -	- -	- -	- -	- -	- -
Art Cross	12 2	- -	- -	- -	- -	- -	- -	- -	- -	- -	- -	- -
Jimmy Davies	32 10	14 8	- -	8 15	4 16	11 12	18 5	- -	18 16	- -	7 4	2 7
Jimmy Daywalt	21 6	- -	- -	- -	- -	- -	- -	- -	- -	- -	- -	- -
Duke Dinsmore	- *	- -	- -	6 12	- -	20 15	- -	- -	- -	- -	- -	- -
Rex Easton	- -	- -	- -	- -	- -	- -	- -	- -	- -	9 13	- -	11 11
Edgar Elder	- -	- -	- -	- -	- -	- -	- -	- -	- -	- -	13 11	- -
Ed Elisian	- -	- -	- -	- -	- -	- -	- -	- -	- -	14 9	- -	- -
Walt Faulkner	14 17	- -	17 9	- -	17 18	- *	13 6	- -	- -	- -	- -	- -
Johnny Fedricks	- -	- -	- -	2 18	15 14	- -	- -	- -	17 15	- -	- -	- -
Bob Finney	- -	- -	- -	- -	- -	- -	- -	- 4	- -	- -	- -	- -
Pat Flaherty	24 22	- -	- -	- -	- -	- -	- -	- -	- -	- -	- -	- -
Don Freeland (R)	15 27	5 16	1 3	- -	11 7	3 5	2 12	- -	12 3	2 4	18 17	14 6
Joe Garson	- -	- -	- -	- -	- -	- -	- -	- 19	- -	- -	- -	- -
Potsy Goacher	- -	- -	- -	- -	- -	- *	- -	- -	- -	- -	- -	- -
Jimmy Good	- -	- -	- -	- -	- -	- -	- -	- 14	- -	- -	- -	- -
George Hammond	- -	- -	- -	- -	- -	- -	- -	- 18	- -	- -	- -	- -
Sam Hanks	9 3	10 10	6 2	13 4	5 1	5 22	3 1	- -	15 4	6 5	17 3	5 3
Gene Hartley	13 28	- -	- -	17 14	- -	- *	- -	- -	- -	13 17	- -	- -
Allen Heath	- -	- -	14 15	10 2	- -	- -	- -	- -	- -	- -	- -	- -
Shelby Hill	- -	- -	- -	- -	- -	- -	- -	- 7	- -	- -	- -	- -
Tommy Hinnershitz	- -	- -	9 10	- -	18 12	9 9	- -	- -	10 14	- -	- -	- -
Bill Holland	28 15	- -	- -	- -	- -	7 18	- -	- -	16 5	- -	- -	- -
Jackie Holmes	- *	- -	- -	- -	- -	- -	- -	- -	- -	- -	- -	- -
Bill Homeier	- -	- *	8 12	- -	- -	- -	- -	- -	- -	- -	- -	- -
Jerry Hoyt	7 23	12 3	7 14	- -	- -	22 20	- -	- -	8 6	- -	6 8	17 9
Phil Hulse	- -	- -	- -	- -	- -	- -	- -	- 15	- -	- -	- -	- -
Eddie Johnson	- *	- -	- -	- -	- -	- -	- -	- -	- -	- -	- -	- -
Walt Killinger	- -	- -	- -	- -	- -	- -	- -	- 6	- -	- -	- -	- -
Paul Kleinschmidt	- -	- -	- -	- -	- -	- -	- -	- 12	- -	- -	- -	- -
Andy Linden	5 33	15 7	12 5	15 10	- -	15 8	16 11	- -	- -	4 16	- -	12 10
Charles Louderman	- -	- -	- -	- -	- -	- -	- -	- 11	- -	- -	- -	- -
Johnny Mantz	- *	- -	- -	- -	- -	- -	- -	- -	- -	- -	- -	- -
Chuck Marshall	- -	- -	16 13	- -	- -	- -	- -	- -	- -	- -	- -	- -
Ernie McCoy	20 8	11 5	10 17	16 5	- -	- -	- -	- -	- -	- -	- -	- -
Jack McGrath	3 5	4 1	2 4	14 16	13 13	1 4	8 4	- -	11 9	- -	2 10	16 13
Duke Nalon	26 11	- -	- -	- -	- -	- -	- -	- -	- -	- -	- -	- -
Mike Nazaruk	23 21	18 11	- -	18 6	- -	12 16	1 13	- -	2 2	11 15	1 14	- -
Cal Niday	30 30	3 6	15 7	5 9	3 5	16 19	4 8	- -	- -	- -	- -	- -
Danny Oakes	- -	- -	- -	- -	7 11	6 14	- -	- -	- -	- -	- -	- -
Pat O'Connor (R)	- -	- -	- -	- -	- -	- -	- -	- -	- -	12 7	- -	8 8
Don Olds	- -	- -	- -	- -	- -	- -	- -	- -	- -	- -	10 16	- -
Johnnie Parsons	8 26	- -	- -	4 8	16 4	4 21	11 3	- -	14 12	5 3	5 15	6 16
Pete Pusede	- -	- -	- -	- -	- -	- -	- -	- 9	- -	- -	- -	- -
Jim Rathmann	25 7	- -	- -	- -	- -	- -	- -	- -	- -	- -	- -	- -
Jimmy Reece	- -	- *	5 18	- -	12 8	19 7	- -	- -	- -	- -	9 7	9 14
Johnny Roberts	- -	- -	- -	- -	- -	- -	12 16	- -	- -	- -	- -	- -
Norman Robinson	- -	- -	- -	- -	- -	- -	- -	- 16	- -	- -	- -	- -
Al Rogers	- -	- -	- -	- -	- -	- -	- -	- 3	- -	- -	- -	- -
Eddie Russo (R)	- -	- -	- -	11 11	8 10	14 11	7 15	- -	13 11	- -	- -	- -
Paul Russo	17 25	13 4	- -	9 13	6 6	21 3	17 14	- -	4 13	15 12	11 6	10 17
Eddie Sachs (R)	- -	- -	- -	- -	- -	- -	- -	- -	- -	- -	16 18	- -
Carl Scarborough	19 12	- -	- -	- -	- -	- -	- -	- -	- -	- -	- -	- -
Bob Scott	11 31	- *	- -	- -	10 9	- -	- -	- -	- *	- -	12 5	13 5
Chuck Stevenson	16 29	6 15	4 6	- -	1 3	17 1	5 9	- -	9 18	- -	8 9	- -

CONTINUED ON NEXT PAGE ►►

**1953 AAA Driver Index – Starts/Finishes** *(continued)*

DRIVER	1 IMS ST/FN	2 MIL ST/FN	3 SPR ST/FN	4 MSF ST/FN	5 SPR ST/FN	6 MIL ST/FN	7 DUQ ST/FN	8 PP ST/FN	9 SYR ST/FN	10 ISF ST/FN	11 SAC ST/FN	12 ASF ST/FN
Bob Sweikert	29 20	8 17	- -	- -	- -	2 13	10 17	- -	1 8	3 1	4 2	7 12
Marshall Teague (R)	22 18	- -	- -	- -	- -	- -	- -	- -	- -	- -	- -	- -
Hugh Thomas	- -	- -	- -	- -	- -	- -	- -	- 5	- -	- -	- -	- -
Johnny Thomson (R)	33 32	7 13	- -	- -	- -	- -	- -	- -	- -	- -	- -	- -
Louis Unser	- -	- -	- -	- -	- -	- -	- -	- 1	- -	- -	- -	- -
Bill Vukovich	1 1	- -	- -	- -	- -	- -	- -	- -	- -	- -	- -	- -
Rodger Ward	10 16	2 18	3 1	3 1	9 17	10 6	- -	- -	7 7	16 8	15 13	3 18
Leroy Warriner	- -	- -	- -	- -	- -	- -	- -	- -	- -	18 18	- -	- -
Spider Webb	18 19	- -	18 16	- -	- -	- -	- -	- -	- -	- -	- -	- -
Chuck Weyant	- -	- -	- -	- -	- -	- -	14 10	- -	- -	17 14	- -	- -
Pete Woods	- -	- -	- -	- -	- -	- -	- -	- 10	- -	- -	- -	- -

(R) – Rookie

\*Served as a relief driver in the event

See page 84 for Track Key



## 1952 AAA Driver Performance Chart

Rank	Driver	Points	Starts	Running at Finish	Top Finish	Laps Led	Times Led	Laps Completed (1,401)	Miles Completed (1,712,420)	Earnings
1	Chuck Stevenson	1440	11	11	1	127	2	1377	1658.5	\$19,956
2	Troy Ruttman	1410	3	2	1	279	9	486	786	67,009
3	Sam Hanks	1390	9	8	2	64	1	1069	1369	23,079
4	Duane Carter	1250.4	5	5	3	0	0	857	1157	17,799
5	Jack McGrath	1200	11	9	1	105	6	1246	1546	16,446
6	Jim Rathmann	1070	5	3	2	0	0	550	850	26,253
7	Paul Russo	1060	9	7	2	0	0	988	988	10,783
8	Bobby Ball	820	10	8	1	126	4	976	1027	10,194
9	Jimmy Reece (R)	709.6	10	8	5	22	1	1053	1353	11,428
10	Henry Banks	700	10	8	4	0	0	1196	1472	8,884
11	Bill Schindler	660	8	4	1	78	6	855	1155	14,722
12	Bill Vukovich	590	8	5	1	328	6	761	1047.5	25,829
13	Mike Nazaruk	530	9	4	1	175	3	633	633	9,710
14	Art Cross	500	1	1	5	0	0	200	500	9,218
15	Jimmy Bryan (R)	440	3	2	6	0	0	362	662	7,959
16	Jim Rigsby	410	6	6	4	29	1	875	1175	7,826
17	Joe James	364	7	5	5	27	2	857	1157	7,170
18	Johnnie Parsons	350	4	2	1	1	1	389	689	8,926
19	Manuel Ayulo	320	11	8	4	0	0	1167	1443	7,073
20	Neal Carter	310	4	4	5	0	0	492	492	2,419
21	Cliff Griffith	260	5	2	9	0	0	613	913	7,196
22	George Connor	250	3	1	8	0	0	299	599	6,423
23	Rodger Ward	240	7	3	7	30	1	749	944	5,210
24	George Hammond	200	1	1	1	0	0	1	12.42	3,500
25	Bob Scott (R)	160	8	5	6	0	0	845	918.5	4,964
	Louis Unser	160	1	1	2	0	0	1	12.42	2,500
27	Al Rogers	140	1	1	3	0	0	1	12.42	1,500
28	Andy Linden	129	6	3	7	0	0	482	512	3,779
29	Paul Kleinschmidt	120	1	1	4	0	0	1	12.42	1,000
30	Buzz Barton	100	4	1	5	0	0	279	279	1,247
	Hugh Thomas	100	1	1	5	0	0	1	12.42	750
32	Walt Faulkner	87	7	3	8	0	0	490	490	2,102
33	Fred Agabashian	80	2	1	9	0	0	268	374.5	3,695
	Don Freeland (R)	80	2	2	6	0	0	196	196	957
	Shelby Hill	80	1	1	6	0	0	1	12.42	500
36	Gene Hartley	60	3	2	7	0	0	244	341.5	3,172
	Charles Bryant	60	1	1	7	0	0	1	12.42	200
38	Frank Armi	50	3	3	10	0	0	282	282	714
	Keith Andrews	50	1	1	8	0	0	1	12.42	200
40	Tommy Hinnershitz	40	1	1	9	0	0	98	98	508
	Art McKee	40	1	1	9	0	0	1	12.42	200
42	Johnny Mauro	30	1	1	10	0	0	1	12.42	200
	Roy Prosser	30	2	1	10	0	0	112	112	583
44	Bob Sweikert (R)	20	4	2	12	9	1	292	407.5	3,082
	Gene Force	20	2	2	11	0	0	280	280	966
	Danny Oakes	20	2	1	12	0	0	282	282	644
	Johnny Mantz	20	1	1	11	0	0	1	12.42	200
	Ebe Yoder	20	2	2	11	0	0	189	189	684
49	Herb Bryers	10	1	1	12	0	0	1	12.42	200
50	Eddie Johnson	0	3	1	16	0	0	285	574.5	3,144
	Red Hamilton	0	2	1	16	0	0	128	128	269
	Alberto Ascari	0	1	0	31	0	0	40	100	1,983
	Tony Bettenhausen	0	1	0	24	0	0	93	233.5	2,468
	Malcolm Brazier	0	1	1	13	0	0	1	12.42	0
	Vic Carter	0	1	0	14	0	0	58	58	222
	Bob Finney	0	1	0	19	0	0	0	0	0
	George Fonder	0	1	1	15	0	0	197	492.5	2,683
	Allen Heath	0	1	0	16	0	0	56	56	395
	Walt Killinger	0	1	0	18	0	0	0	0	0
	Milton Mabe	0	1	1	14	0	0	1	12.42	0
	Johnny McDowell	0	1	1	21	0	0	182	455	2,333
	Chet Miller	0	1	0	30	0	0	41	102.5	3,663
	Duke Nalon	0	1	0	25	0	0	84	210	2,413
	Loren Roberts	0	1	0	17	0	0	0	0	0
	Norman Robinson	0	1	1	15	0	0	1	12.42	0

CONTINUED ON NEXT PAGE ►►

## WINS

1	Troy Ruttman	2
	Chuck Stevenson	2
	Bill Vukovich	2
4	Johnnie Parsons	1
	Jack McGrath	1
	Bobby Ball	1
	Mike Nazaruk	1
	Bill Schindler	1
	George Hammond	1

## POLES

1	Jack McGrath	3
2	Mike Nazaruk	1
	Fred Agabashian	1
	Jim Rigsby	1
	Bob Sweikert	1
	Jimmy Reece	1
	Cliff Griffith	1
	Bill Schindler	1
	Bill Vukovich	1

**1952 AAA Driver Performance Chart** *(continued)*

Rank	Driver	Points	Starts	Running at Finish	Top Finish	Laps Led	Times Led	Laps Completed (1,401)	Miles Completed (1,712.420)	Earnings
	Eddie Russo (R)	0	1	0	22	0	0	19	19	\$148
	Wayne Sankey	0	1	1	16	0	0	1	12.42	0
	Phil Shafer	0	1	0	20	0	0	0	0	0
	Spider Webb	0	1	0	22	0	0	162	405	2,633
	Chuck Weyant	0	1	1	16	0	0	95	95	177

(R) – Rookie

## 1952 AAA Driver Index – Starts/Finishes

DRIVER	1 IMS ST/FN	2 MIL ST/FN	3 RAL ST/FN	4 SPR ST/FN	5 MIL ST/FN	6 MSF ST/FN	7 DUQ ST/FN	8 PP ST/FN	9 SYR ST/FN	10 DNC ST/FN	11 SJS ST/FN	12 ASF ST/FN
Fred Agabashian	1 27	- -	- -	- -	10 9	- -	- -	- -	- -	- -	- -	- -
Keith Andrews	- -	- -	- -	- -	- -	- -	- -	8	- -	- -	- -	- -
Frank Armi	- -	- -	- -	- -	- -	- -	7 10	- -	- -	17 17	18 11	- -
Alberto Ascari	19 31	- -	- -	- -	- -	- -	- -	- -	- -	- -	- -	- -
Manuel Ayulo	28 20	16 8	24 15	16 16	18 12	16 10	12 8	- -	4 15	18 9	13 12	4 4
Bobby Ball	17 32	9 11	- -	12 15	2 10	5 9	8 6	- -	16 3	6 3	3 1	7 3
Henry Banks	12 19	- -	3 10	9 7	9 4	17 6	17 7	- -	14 8	12 8	16 17	17 5
Buzz Barton	- -	- -	- -	7 17	12 19	- -	- -	- -	- -	9 5	- -	3 13
Tony Bettenhausen	30 24	- -	- -	- -	- -	- -	- -	- -	- -	- -	- -	- -
Malcolm Brazier	- -	- -	- -	- -	- -	- -	- -	13	- -	- -	- -	- -
Jimmy Bryan (R)	21 6	- -	- -	- -	- -	- -	- -	- -	- -	- -	4 9	10 14
Charles Bryant	- -	- -	- -	- -	- -	- -	- -	7	- -	- -	- -	- -
Herb Bryers	- -	- -	- -	- -	- -	- -	- -	12	- -	- -	- -	- -
Duane Carter	6 4	- -	6 3	- -	8 3	10 7	- -	- -	- -	- -	*	12 12
Neal Carter	- -	- -	20 7	8 10	- -	13 5	- -	- -	- -	2 7	- -	- -
Vic Carter	- -	- -	- -	- -	- -	14 14	- -	- -	- -	- -	- -	- -
George Connor	14 8	- -	23 21	- -	17 20	- -	- -	- -	- -	- -	- -	- -
Art Cross	20 5	- -	- -	- -	- -	- -	- -	- -	- -	- -	- -	- -
Walt Faulkner	- -	6 18	21 17	14 13	- -	18 12	- -	- -	- -	4 11	17 8	18 10
Bob Finney	- -	- -	- -	- -	- -	- -	- -	19	- -	- -	- -	- -
George Fonder	13 15	- -	- -	- -	- -	- -	- -	- -	- -	- -	- -	- -
Gene Force	- -	- -	9 14	- -	- -	- -	- -	- -	18 11	- -	- -	- -
Don Freeland (R)	- -	- -	- -	- -	- -	- -	- -	- -	3 6	8 14	- -	- -
Cliff Griffith	9 9	7 15	1 11	- -	19 18	- -	15 11	- -	- -	- -	- -	- -
Red Hamilton	- -	- -	- -	- -	- -	- -	- -	- -	- -	5 16	- -	16 17
George Hammond	- -	- -	- -	- -	- -	- -	- -	1	- -	- -	- -	- -
Sam Hanks	5 3	- -	7 18	18 3	3 14	- -	11 2	- -	7 12	15 4	15 5	8 2
Gene Hartley	18 28	3 7	- -	6 14	- -	- -	- -	- -	- -	- -	- -	- -
Allen Heath	- -	13 16	- -	- -	- -	- -	- -	- -	- -	- -	- -	- -
Shelby Hill	- -	- -	- -	- -	- -	- -	- -	6	- -	- -	- -	- -
Tommy Hinnershitz	- -	- -	- -	15 9	- -	- -	- -	- -	- -	- -	- -	- -
Phil Hulse	- -	- -	- -	- -	- -	- -	- -	- -	- -	- -	- -	- -
Joe James	16 13	- -	22 20	13 6	13 5	*	5 9	- -	9 9	- -	2 13	- -
Eddie Johnson	24 16	14 17	- -	- -	14 17	- -	- -	- -	- -	- -	- -	- -
Walt Killinger	- -	- -	- -	- -	- -	- -	- -	18	- -	- -	- -	- -
Paul Kleinschmidt	- -	- -	- -	- -	- -	- -	- -	4	- -	- -	- -	- -
Andy Linden	2 33	4 14	10 16	- -	- -	2 8	- -	- -	- -	- -	6 15	11 7
Milton Mabe	- -	- -	- -	- -	- -	- -	- -	14	- -	- -	- -	- -
Johnny Mantz	- -	- -	- -	- -	- -	- -	- -	11	- -	- -	- -	- -
Johnny Mauro	- -	- -	- -	- -	- -	- -	- -	10	- -	- -	- -	- -
Johnny McDowell	33 21	- -	- -	- -	- -	- -	- -	- -	- -	- -	- -	- -
Jack McGrath	3 11	2 13	8 2	2 2	6 15	7 4	4 5	- -	1 1	3 6	1 4	1 16
Art McKee	- -	- -	- -	- -	- -	- -	- -	9	- -	- -	- -	- -
Chet Miller	27 30	- -	- -	- -	- -	- -	- -	- -	- -	- -	- -	- -
Duke Nalon	4 25	- -	- -	- -	- -	- -	- -	- -	- -	- -	- -	- -
Mike Nazaruk	- -	8 1	18 19	1 18	22 16	6 17	- -	- -	2 2	16 12	5 2	6 18
Danny Oakes	- -	- -	19 12	- -	- -	- -	- -	- -	- -	10 13	- -	- -
Johnnie Parsons	31 10	- -	5 22	- -	- -	- -	- -	- -	- -	- -	7 16	2 1
Roy Prosser	- -	- -	- -	- -	- -	12 18	- -	- -	13 10	- -	- -	- -
Jim Rathmann	10 2	17 10	12 4	- -	- -	- -	16 18	- -	12 18	- -	- -	- -
Jimmy Reece (R)	23 7	12 5	- -	10 8	15 8	1 15	14 15	- -	5 5	13 10	9 10	14 11
Jim Rigsby	26 12	1 4	13 8	4 4	4 13	8 11	- -	- -	- -	- -	- -	- -
Loren Roberts	- -	- -	- -	- -	- -	- -	- -	17	- -	- -	- -	- -
Norman Robinson	- -	- -	- -	- -	- -	- -	- -	15	- -	- -	- -	- -
Al Rogers	- -	- -	- -	- -	- -	- -	- -	3	- -	- -	- -	- -
Eddie Russo (R)	- -	- -	- -	- -	21 22	- -	- -	- -	- -	- -	- -	- -
Paul Russo	- -	15 2	15 5	- -	16 6	4 2	3 4	- -	6 4	11 18	10 3	15 15
Troy Ruttman	7 1	- -	4 1	5 12	- -	- -	- -	- -	- -	- -	- -	- -
Wayne Sankey	- -	- -	- -	- -	- -	- -	- -	16	- -	- -	- -	- -
Bill Schindler	15 14	18 3	2 23	3 1	5 2	9 13	1 14	- -	11 16	- -	- -	- -
Bob Scott (R)	25 29	11 9	16 13	- -	7 11	- -	13 13	- -	8 17	14 15	12 6	- -
Phil Shafer	- -	- -	- -	- -	- -	- -	- -	20	- -	- -	- -	- -
Chuck Stevenson	11 18	5 6	17 6	17 5	11 1	15 3	6 1	- -	17 7	7 2	14 7	13 6
Bob Sweikert (R)	32 26	10 12	- -	- -	1 21	- -	2 12	- -	- -	- -	- -	- -

CONTINUED ON NEXT PAGE ►►

**1952 AAA Driver Index – Starts/Finishes** *(continued)*

DRIVER	1 IMS ST/FN	2 MIL ST/FN	3 RAL ST/FN	4 SPR ST/FN	5 MIL ST/FN	6 MSF ST/FN	7 DUQ ST/FN	8 PP ST/FN	9 SYR ST/FN	10 DNC ST/FN	11 SJS ST/FN	12 ASF ST/FN
Hugh Thomas	- -	- -	- -	- -	- -	- -	- -	- 5	- -	- -	- -	- -
Louis Unser	- -	- -	- -	- -	- -	- -	- -	- 2	- -	- -	- -	- -
Bill Vukovich	8 17	- -	11 24	- -	- -	11 1	9 3	- -	15 14	1 1	8 14	5 8
Rodger Ward	22 23	- -	14 9	- -	20 7	3 16	- -	- -	10 13	- -	11 18	9 9
Spider Webb	29 22	- -	- -	- -	- -	- -	- -	- -	- -	- -	- -	- -
Chuck Weyant	- -	- -	- -	- -	- -	- -	18 16	- -	- -	- -	- -	- -
Ebe Yoder	- -	- -	- -	11 11	- -	- -	10 17	- -	- -	- -	- -	- -

(R) – Rookie

\*Served as a relief driver in the event

See page 84 for Track Key

## 1951 AAA Driver Performance Chart

Rank	Driver	Points	Starts	Running at Finish	Top Finish	Laps Led	Times Led	Laps Completed (1,719)	Miles Completed (2,080.420)	Earnings
1	Tony Bettenhausen	2556	14	12	1	851	11	1673	1990	\$37,023
2	Henry Banks	1856.6	14	13	2	0	0	1662	2012	19,956
3	Walt Faulkner	1513.6	9	6	1	245	3	1032	1199.5	25,696
4	Jack McGrath	1460.4	13	7	2	47	4	1237	1537	26,991
5	Mike Nazaruk	1143	11	5	2	0	0	1000	1348.75	25,602
6	Johnnie Parsons	1012	10	6	1	32	2	964	1115.75	12,564
7	Lee Wallard	1000	1	1	1	165	4	200	500	63,612
8	Manuel Ayulo	997.5	11	9	4	0	0	1215	1415	6,002
9	Andy Linden	911	9	6	4	0	0	803	1125	14,086
10	Paul Russo	700	10	5	1	154	4	956	981	9,535
11	Bill Schindler	693.5	10	6	2	49	1	1068	1290.75	10,219
12	Cecil Green	650	4	3	2	68	3	480	650	9,122
13	Bobby Ball	620	5	4	5	0	0	598	898	10,103
14	Chuck Stevenson	538	7	4	4	0	0	845	1033.75	6,534
15	Duane Carter	505	8	5	3	0	0	715	986	8,702
16	Sam Hanks	421.4	5	4	3	0	0	527	730.5	6,306
17	Jimmy Davies	315	10	4	3	20	2	848	931.75	8,881
18	Gene Force	310.3	8	4	6	0	0	717	956.75	5,720
19	Cliff Griffith	308.4	7	5	7	0	0	754	837	5,472
20	Neal Carter	300	7	2	4	0	0	506	506	2,182
	Carl Forberg	300	1	1	7	0	0	193	482.5	5,862
	Bill Mackey	300	3	1	4	0	0	352	547.5	4,032
23	Bill Vukovich (R)	291.8	10	4	3	40	2	696	772.5	5,677
24	Joe James	283	12	2	4	0	0	798	828	6,329
25	Fred Agabashian	278.2	6	6	6	0	0	602	765.5	4,739
26	Jim Rigsby	233.1	8	6	7	13	2	904	904	3,002
27	Johnny McDowell	230	11	6	8	8	1	938	1014	5,609
28	Gordon Reid	204	12	5	6	5	2	932	974.75	3,911
29	Al Rogers	200	1	1	1	0	0	1	12.42	3,500
30	Rodger Ward (R)	192	7	4	5	21	1	415	466	5,126
31	Johnny Mauro	160	1	1	2	0	0	1	12.42	2,500
32	Duke Nalon	150	1	0	10	0	0	151	377.5	5,062
33	Louis Unser	140	1	1	3	0	0	1	12.42	1,500
34	Pete Woods	120	1	1	4	0	0	1	12.42	1,000
35	Harry King	117.5	2	2	5	0	0	163	163	1,365
36	Eddie Johnson	100.4	2	2	4	0	0	156	156	1,365
37	Herb Bryers	100	1	1	5	0	0	1	12.42	750
	Ray Knepper	100	2	1	5	0	0	197	221.25	619
39	Charles Bryant	80	1	1	6	0	0	1	12.42	500
	Troy Ruttman	80	3	1	6	0	0	217	334	4,080
41	Joe Garson	70	3	1	8	0	0	194	194	780
42	Bob Finney	60	1	1	7	0	0	1	12.42	200
43	Shelby Hill	50	1	1	8	0	0	1	12.42	200
44	Johnny Tolan	40	3	3	10	0	0	433	454.25	1,549
	Mack Hellings	40	2	1	9	0	0	19	57.42	2,052
46	Jimmy Good	30	1	1	10	0	0	1	12.42	200
47	Roy Sherman	28	0	0	*	0	0	130	155	0
48	Buzz Barton	20.1	1	0	10	0	0	64	64	417
49	George Connor	20	3	1	12	0	0	288	342.75	2,814
	Delmar Desch	20	1	1	11	0	0	1	12.42	200
51	Walt Brown	17	2	1	10	0	0	99	192.5	2,975
52	Frank Armi	10	3	1	12	0	0	216	216	528
	Herb Thomas	10	1	1	12	0	0	1	12.42	200
54	Duke Dinsmore	0	2	0	18	0	0	154	263.5	2,445
	Carl Scarborough	0	2	0	18	0	0	117	271.25	2,754
	Buster Warke	0	1	1	12	0	0	85	85	325
	Roger Barlow	0	1	1	18	0	0	1	12.42	0
	Rex Easton	0	1	0	19	0	0	149	186.25	112
	Kenny Eaton	0	1	1	14	0	0	181	226.25	449
	Wayne England	0	1	1	17	0	0	1	12.42	0
	Johnny Fedricks	0	1	0	16	0	0	21	21	195
	Dick Frazier	0	1	0	18	0	0	152	190	224
	Glenn Harrison	0	1	1	14	0	0	1	12.42	0
	Tommy Hinnershitz	0	1	0	14	0	0	33	33	975
	Jimmy Jackson	0	1	1	16	0	0	1	12.42	0

CONTINUED ON NEXT PAGE ►►

## WINS

1	Tony Bettenhausen	8
2	Walt Faulkner	2
	Johnnie Parsons	2
4	Al Rogers	1
	Paul Russo	1
	Lee Wallard	1

## POLES

1	Tony Bettenhausen	4
2	Jack McGrath	3
	Johnny McDowell	3
4	Duke Nalon	1
	Johnnie Parsons	1
	Paul Russo	1
	Henry Banks	1

**1951 AAA Driver Performance Chart** *(continued)*

Rank	Driver	Points	Starts	Running at Finish	Top Finish	Laps Led	Times Led	Laps Completed (1,719)	Miles Completed (2,080.420)	Earnings
	Chet Miller	0	1	0	25	0	0	56	140	\$2,532
	Walt Moffatt	0	1	1	15	0	0	1	12.42	0
	Mauri Rose	0	1	0	14	0	0	126	315	3,022
	Wayne Sankey	0	1	1	13	0	0	1	12.42	0

\*Performed only in relief roles in 1951.

There were scoring omissions in the AAA records regarding laps completed for eight drivers in the Darlington and Milwaukee races in 1951.

The statistics shown include the most accurate representation of those races that is available.

## 1951 AAA Driver Index (RACES 1-12 of 15) – Starts/Finishes

DRIVER	1 IMS ST/FN	2 MIL ST/FN	3 LANG ST/FN	4 DAR ST/FN	5 SPR ST/FN	6 MIL ST/FN	7 DUQ ST/FN	8 DUQ ST/FN	9 PP ST/FN	10 SYR ST/FN	11 MSF ST/FN	12 DNC ST/FN
Fred Agabashian	11 17	- *	15 6	- -	- -	- -	- -	- -	- -	- -	- -	16 6
Frank Armi	- -	- -	- -	- -	- -	- -	- -	- -	- -	- -	- -	6 17
Manuel Ayulo	- *	14 10	10 4	23 6	10 17	21 17	- -	14 6	- -	15 12	11 6	17 7
Bobby Ball	29 5	- -	- -	- -	- -	- -	- -	- -	- -	- -	- -	15 5
Henry Banks	17 6	9 11	4 10	15 7	8 4	20 5	17 6	9 5	- -	16 6	10 9	13 2
Roger Barlow	- -	- -	- -	- -	- -	- -	- -	- -	18	- -	- -	- -
Buzz Barton	- -	- -	- -	- -	- -	- -	- -	- -	- -	10 10	- -	- -
Tony Bettenhausen	9 9	5 1	5 1	12 2	14 1	4 10	6 1	1 1	- -	1 1	4 4	1 1
Walt Brown	13 26	- -	- -	3 10	- -	- -	- -	- -	- -	- -	- -	- -
Charles Bryant	- -	- -	- -	- -	- -	- -	- -	- -	6	- -	- -	- -
Herb Bryers	- -	- -	- -	- -	- -	- -	- -	- -	5	- -	- -	- -
Duane Carter	4 8	4 3	13 15	- -	2 11	- -	4 17	- -	- -	3 13	14 8	- -
Neal Carter	- -	- -	18 18	17 20	3 16	- -	- -	- -	- -	- -	9 13	- -
George Connor	21 30	- -	- *	8 25	- -	17 12	- -	- -	- -	- -	- -	- -
Art Cross	- -	- -	- -	- -	- -	- -	- -	- -	- -	- -	- -	- -
Jimmy Davies	27 16	2 14	- -	5 24	9 18	7 13	9 13	4 17	- -	- -	- -	- -
Delmar Desch	- -	- -	- -	- -	- -	- -	- -	- -	11	- -	- -	- -
Duke Dinsmore	32 24	- -	- -	- -	- -	22 18	- -	- -	- -	- -	- -	- -
Rex Easton	- -	- -	- -	28 19	- -	- -	- -	- -	- -	- -	- -	- -
Kenny Eaton	- -	- -	- -	9 14	- -	- -	- -	- -	- -	- -	- -	- -
Wayne England	- -	- -	- -	- -	- -	- -	- -	- -	17	- -	- -	- -
Walt Faulkner	14 15	- -	- -	7 1	- -	5 1	7 4	2 2	- -	4 2	7 2	3 18
Johnny Fedricks	- -	- -	- -	- -	- -	- -	- -	- -	- -	- -	15 16	- -
Bob Finney	- -	- -	- -	- -	- -	- -	- -	- -	7	- -	- -	- -
Carl Forberg	24 7	- -	- -	- -	- -	- -	- -	- -	- -	- -	- -	- -
Gene Force	22 11	13 7	- -	26 15	11 13	13 19	- -	11 10	- -	- -	5 18	- -
Dick Frazier	- -	- -	- -	24 18	- -	- -	- -	- -	- -	- -	- -	- -
Joe Garson	- -	- -	- -	- -	5 8	- -	16 11	7 18	- -	- -	- -	- -
Jimmy Good	- -	- -	- -	- -	- -	- -	- -	- -	10	- -	- -	- -
Cecil Green	10 22	6 2	11 3	2 3	- -	- -	- -	- -	- -	- -	- -	- -
Cliff Griffith	18 28	7 9	2 11	10 11	- -	15 7	13 8	6 9	- -	- -	- -	- -
Sam Hanks	12 12	- -	- -	- -	- -	- -	11 5	10 3	- -	- -	16 5	18 10
Glenn Harrison	- -	- -	- -	- -	- -	- -	- -	- -	14	- -	- -	- -
Mack Hellings	23 31	- -	- -	- -	- -	- -	- -	- -	9	- -	- -	- -
Shelby Hill	- -	- -	- -	- -	- -	- -	- -	- -	8	- -	- -	- -
Tommy Hinnershitz	- -	- -	- -	- -	- -	- -	- -	- -	- -	12 14	- -	- -
Jimmy Jackson	- -	- -	- -	- -	- -	- -	- -	- -	16	- -	- -	- -
Joe James	30 33	10 17	14 12	6 28	16 12	14 15	- -	13 14	- -	2 16	2 15	11 4
Eddie Johnson	- -	- -	- -	- -	- -	- -	- -	- -	- -	17 4	12 11	- -
Harry King	- -	- -	- -	- -	- -	- -	- -	16 8	- -	18 5	- -	- -
Ray Knepper	- -	- -	9 5	13 22	- -	- -	- -	- -	- -	- -	- -	- -
Andy Linden	31 4	11 15	12 8	27 12	- -	11 22	5 9	5 7	- -	5 11	- -	- -
Bill Mackey	33 19	16 13	- -	19 4	- -	- -	- -	- -	- -	- -	- -	- -
Johnny Mauro	- -	- -	- -	- -	- -	- -	- -	- -	2	- -	- -	- -
Johnny McDowell	26 32	- -	6 16	1 16	15 9	1 8	14 15	12 15	- -	- -	1 17	8 9
Jack McGrath	3 3	1 18	1 7	14 5	4 2	6 2	3 16	18 11	- -	7 7	- -	12 3
Chet Miller	28 25	- -	- -	- -	- -	- -	- -	- -	- -	- -	- -	- -
Walt Moffatt	- -	- -	- -	- -	- -	- -	- -	- -	15	- -	- -	- -
Duke Nalon	1 10	- -	- -	- -	- -	- -	- -	- -	- -	- -	- -	- -
Mike Nazaruk	7 2	18 8	17 9	18 8	- -	10 16	- -	- -	- -	9 18	6 3	5 15
Johnnie Parsons	8 21	- -	- *	20 23	- -	12 3	1 2	15 16	- -	13 17	- -	10 14
Gordon Reid	- -	17 6	16 17	25 17	17 7	16 20	8 18	3 13	- -	- -	8 14	9 16
Jim Rigsby	- -	- -	- *	- -	18 10	18 11	18 14	17 12	- -	- -	- -	2 12
Al Rogers	- -	- -	- -	- -	- -	- -	- -	- -	1	- -	- -	- -
Mauri Rose	5 14	- -	- -	- -	- -	- -	- -	- -	- -	- -	- -	- -
Paul Russo	- -	8 4	- -	21 13	1 14	2 9	2 3	- -	- -	8 15	3 1	4 13
Troy Ruttman	6 23	- -	- -	- -	12 6	- -	- -	- -	- -	- -	- -	- -
Wayne Sankey	- -	- -	- -	- -	- -	- -	- -	- -	13	- -	- -	- -
Carl Scarborough	15 18	- -	- -	11 27	- -	- -	- -	- -	- -	- -	- -	- -
Bill Schindler	16 13	12 16	3 2	16 21	7 3	9 4	10 12	- -	- -	11 8	- -	- -
Roy Sherman	- -	- -	- *	- -	- -	- -	- -	- -	- -	- -	- -	- -
Chuck Stevenson	19 20	- -	- -	22 9	13 5	8 6	12 10	8 4	- -	14 9	- -	- -
Hugh Thomas	- -	- -	- -	- -	- -	- -	- -	- -	12	- -	- -	- -
Johnny Tolan	- -	15 12	- -	- *	- -	19 14	- -	- -	- -	- -	18 10	- -
Louis Unser	- -	- -	- -	- -	- -	- -	- -	- -	3	- -	- -	- -
Bill Vukovich (R)	20 29	- -	7 14	4 26	6 15	3 21	15 7	- -	- -	6 3	13 7	7 11
Lee Wallard	2 1	- -	- -	- -	- -	- -	- -	- -	- -	- -	- -	- -
Rodger Ward (R)	25 27	3 5	8 13	- *	- -	- -	- -	- -	- -	- -	- -	14 8
Buster Warke	- -	- -	- -	- -	- -	- -	- -	- -	- -	- -	17 12	- -
Pete Woods	- -	- -	- -	- -	- -	- -	- -	- -	4	- -	- -	- -

▼ RACES 13-15 CONTINUED ON NEXT PAGE ▼

(R) – Rookie

\*Served as a relief driver in the event.

See page 84 for Track Key

## 1951 AAA Driver Index (RACES 13-15 of 15) – Starts/Finishes (continued)

DRIVER	13 SJS ST/FN	14 PHX ST/FN	15 BAY ST/FN
Fred Agabashian	13 6	17 17	8 12
Frank Armi	8 12	15 16	- -
Manuel Ayulo	- -	9 9	18 11
Bobby Ball	16 11	5 15	14 13
Henry Banks	14 3	1 2	9 3
Roger Barlow	- -	- -	- -
Buzz Barton	- -	- -	- -
Tony Bettenhausen	1 1	4 13	2 2
Walt Brown	- -	- -	- -
Charles Bryant	- -	- -	- -
Herb Bryers	- -	- -	- -
Duane Carter	- -	- -	15 10
Neal Carter	7 14	3 4	4 4
George Connor	- -	- -	- -
Art Cross	- -	- -	- -
Jimmy Davies	9 5	2 3	11 8
Delmar Desch	- -	- -	- -
Duke Dinsmore	- -	- -	- -
Rex Easton	- -	- -	- -
Kenny Eaton	- -	- -	- -
Wayne England	- -	- -	- -
Walt Faulkner	- -	11 6	- -
Johnny Fedricks	- -	- -	- -
Bob Finney	- -	- -	- -
Carl Forberg	- -	- -	- -
Gene Force	- -	- -	12 6
Dick Frazier	- -	- -	- -
Joe Garson	- -	- -	- -
Jimmy Good	- -	- -	- -
Cecil Green	- -	- -	- -
Cliff Griffith	- -	- -	- -
Sam Hanks	- -	- -	- -
Glenn Harrison	- -	- -	- -
Mack Hellings	- -	- -	- -
Shelby Hill	- -	- -	- -
Tommy Hinnershitz	- -	- -	- -
Jimmy Jackson	- -	- -	- -
Joe James	17 8	12 5	- -
Eddie Johnson	- -	- -	- -
Harry King	- -	- -	- -
Ray Knepper	- -	- -	- -
Andy Linden	- -	- -	3 5
Bill Mackey	- -	- -	- -
Johnny Mauro	- -	- -	- -
Johnny McDowell	18 9	18 12	- -
Jack McGrath	6 4	7 14	1 18
Chet Miller	- -	- -	- -
Walt Moffatt	- -	- -	- -
Duke Nalon	- -	- -	- -
Mike Nazaruk	12 16	14 18	17 15
Johnnie Parsons	5 7	8 1	13 1
Gordon Reid	11 13	10 7	16 14
Jim Rigsby	2 10	13 11	5 7
Al Rogers	- -	- -	- -
Mauri Rose	- -	- -	- -
Paul Russo	3 2	- -	6 16
Troy Ruttman	15 15	- -	- -
Wayne Sankey	- -	- -	- -
Carl Scarborough	- -	- -	- -
Bill Schindler	- -	16 8	10 9
Roy Sherman	- -	- -	- -
Chuck Stevenson	- -	- -	- -
Hugh Thomas	- -	- -	- -
Johnny Tolan	- -	- -	- -
Louis Unser	- -	- -	- -
Bill Vukovich (R)	4 18	- -	- -
Lee Wallard	- -	- -	- -
Rodger Ward (R)	10 17	6 10	7 17
Buster Warke	- -	- -	- -
Pete Woods	- -	- -	- -

▲ RACES 1-12 SHOWN ON PREVIOUS PAGE ▲

(R) – Rookie \*Served as a relief driver in the event.

See page 84 for Track Key



## 1950 AAA Driver Performance Chart

Rank	Driver	Points	Starts	Running at Finish	Top Finish	Laps Led	Times Led	Laps Completed (1,448)	Miles Completed (1,706,420)	Earnings
1	Henry Banks	1390	10	8	1	12	1	1083	1229.5	\$17,980
2	Walt Faulkner	1317	10	9	1	108	2	1185	1427.5	22,098
3	Johnnie Parsons	1313	6	3	1	272	4	773	1020	64,275
4	Cecil Green	1190	10	7	3	0	0	1020	1265.5	17,736
5	Tony Bettenhausen	1027.5	12	6	1	558	9	1006	1164.5	15,465
6	Duke Dinsmore	1017	12	8	1	28	1	1091	1146	11,216
7	Paul Russo	928	10	6	1	112	3	899	1100	16,323
8	Chuck Stevenson	760	8	6	3	34	1	764	804	6,232
9	Jack McGrath	736.5	11	7	1	88	3	1031	1267.5	11,444
10	Bill Schindler (R)	690	10	3	2	28	3	691	897.5	10,016
11	Lee Wallard	637	5	5	4	0	0	695	938.75	11,542
12	Jimmy Davies	605.5	11	7	1	60	2	1001	1193	11,893
13	Bill Holland	552	9	1	2	8	1	137	342.5	21,898
14	Fred Agabashian	532.5	8	6	4	2	1	895	1062	7,258
15	Mauri Rose	483	1	1	3	15	3	137	342.5	15,268
16	Andy Linden (R)	459.5	4	4	3	0	0	533	533	4,160
17	Duke Nalon	394	6	4	5	20	1	621	621	4,008
18	Mack Hellings	340	8	6	3	0	0	761	959	6,596
19	Joie Chitwood	337.5	2	1	5	0	0	245	412.5	9,588
20	George Connor	282.5	7	3	8	2	1	560	762.5	7,609
21	Ray Knepper	255	7	4	7	0	0	799	838	2,927
	Cliff Griffith	255	3	3	4	0	0	405	444	2,147
23	Sam Hanks	240	2	1	2	0	0	191	254	4,320
24	Joe James	212.5	5	3	7	0	0	570	608	3,173
25	Al Rogers	200	1	1	1	0	0	1	12.42	3,500
26	Neal Carter	170	7	3	2	0	0	628	665.5	3,416
27	Harry Turner	164.5	3	2	6	0	0	342	342	2,180
28	Herb Bryers	160	1	1	2	0	0	1	12.42	2,500
29	Louis Unser	140	1	1	3	0	0	1	12.42	1,500
30	Bill Mackey	125	3	1	8	0	0	287	309	1,007
31	George Hammond	120	1	1	4	0	0	1	12.42	1,000
32	Jerry Hoyt	110	4	4	8	0	0	477	703.75	3,593
33	Pat Flaherty	103.5	1	1	10	0	0	135	337.5	4,638
34	Charles Bryant	100	1	1	5	0	0	1	12.42	750
35	Dick Rathmann	80	3	1	6	0	0	187	224.5	3,300
	Walt Killinger	80	1	1	6	0	0	1	12.42	500
37	Myron Fohr	69	2	1	11	0	0	154	353.5	4,064
38	Lloyd Axel	60	1	1	7	0	0	1	12.42	200
	Frank Burary	60	1	1	10	0	0	196	196	861
40	Joel Thorne	50	1	1	8	0	0	1	12.42	200
41	Troy Ruttman	46	10	3	10	90	2	847	1087.25	7,013
42	Walt Brown	41.5	6	2	10	5	2	542	767	3,703
43	Johnny Mauro	40	1	1	9	0	0	1	12.42	200
44	Bayliss Levrett	36	1	1	27	0	0	165	322.5	2,423
45	Duane Carter	34.5	3	1	12	1	1	231	454	3,678
46	Shelby Hill	30	1	1	10	0	0	1	12.42	200
	Rodger Ward (R)	30	1	1	10	0	0	98	98	325
48	Delmar Desch	20	1	1	11	0	0	1	12.42	200
49	Bobby Ball	15	2	0	12	0	0	113	113	496
50	Jimmy Good	10	1	1	12	0	0	1	12.42	200
51	Ralph Pratt	9.5	1	1	15	0	0	32	32	311
52	Johnny McDowell	6	2	1	12	0	0	177	369	3,168
53	Johnny Fedricks	0	4	0	13	0	0	109	121.5	620
	George Lynch	0	3	0	14	0	0	145	158.75	579
	Eddie Johnson	0	2	1	14	4	1	200	200	690
	Spider Webb	0	2	1	18	0	0	129	318	2,785
	Manuel Ayulo	0	2	1	18	0	0	22	24.5	229
	Walt Ader	0	1	1	22	0	0	123	307.5	2,148
	Emil Andres	0	1	0	16	0	0	43	43	400
	Jimmy Daywalt	0	1	0	15	0	0	150	187.5	200
	Lew Florence	0	1	0	18	0	0	3	3	103
	Dick Frazier	0	1	0	24	0	0	52	65	100
	Gene Hartley	0	1	1	16	0	0	128	320	2,508
	Jackie Holmes	0	1	0	23	0	0	123	307.5	2,118

CONTINUED ON NEXT PAGE ►►

## WINS

1	Tony Bettenhausen	3
2	Jack McGrath	2
	Johnnie Parsons	2
4	Al Rogers	1
	Paul Russo	1
	Walt Faulkner	1
	Henry Banks	1
	Jimmy Davies	1
	Duke Dinsmore	1

## POLES

1	Tony Bettenhausen	5
2	Troy Ruttman	2
3	Bobby Ball	1
	Walt Faulkner	1
	Chuck Stevenson	1
	Bill Schindler (R)	1
	Lee Wallard	1

**1950 AAA Driver Performance Chart** *(continued)*

Rank	Driver	Points	Starts	Running at Finish	Top Finish	Laps Led	Times Led	Laps Completed (1,448)	Miles Completed (1,706.420)	Earnings
	Jimmy Jackson	0	1	0	29	0	0	52	130	\$1,938
	Jim Rathmann	0	1	1	24	0	0	122	305	2,088
	Johnny Tolan	0	1	0	17	0	0	143	178.75	200
	Bill Cantrell	0	0	0	*	0	0	3	7.5	0

\*Performed only in relief roles in 1950.

There were scoring omissions in the AAA records regarding laps completed for eight drivers in the Springfield and Bay Meadows races in 1950.

The statistics shown include the most accurate representation of those races that is available.

## 1950 AAA Driver Index – Starts/Finishes

DRIVER	1 IMS ST/FN	2 MIL ST/FN	3 LANG ST/FN	4 SPR ST/FN	5 MIL ST/FN	6 PP ST/FN	7 SYR ST/FN	8 MSF ST/FN	9 SPR ST/FN	10 SAC ST/FN	11 ASF ST/FN	12 BAY ST/FN	13 DAR ST/FN
Walt Ader	29 22	- -	- -	- -	- -	- -	- -	- -	- -	- -	- -	- -	- -
Fred Agabashian	2 28	10 8	18 6	3 8	11 8	- -	17 6	- -	2 4	6 5	- -	15 13	- -
Emil Andres	- -	18 16	- -	- -	- -	- -	- -	- -	- -	- -	- -	- -	- -
Lloyd Axel	- -	- -	- -	- -	- -	- 7	- -	- -	- -	- -	- -	- -	- -
Manuel Ayulo	- -	- -	- -	- -	- -	- -	- -	- -	- -	- -	- -	18 18	10 26
Bobby Ball	- -	- -	- -	- -	- -	- -	- -	- -	- -	- -	1 15	3 12	- -
Henry Banks	21 25	16 5	14 2	- -	15 2	- -	- -	3 1	5 18	10 3	3 12	16 4	9 3
Tony Bettenhausen	8 31	2 1	2 14	1 11	4 18	- -	1 12	2 10	1 1	1 17	2 2	1 1	11 20
Walt Brown	20 19	15 15	- *	5 16	- -	- -	3 13	- -	12 10	- -	- -	- -	18 19
Charles Bryant	- -	- -	- -	- -	- -	- 5	- -	- -	- -	- -	- -	- -	- -
Herb Bryers	- -	- -	- -	- -	- -	- 2	- -	- -	- -	- -	- -	- -	- -
Frank Burany	- -	- -	- -	- -	19 10	- -	- -	- -	- -	- -	- -	- -	- -
Bill Cantrell	- *	- -	- -	- -	- -	- -	- -	- -	- -	- -	- -	- -	- -
Duane Carter	13 12	- -	- -	7 17	- -	- -	- -	- -	- -	- -	- -	- -	2 21
Neal Carter	- -	- -	16 15	- -	9 17	- -	9 16	7 12	7 2	16 16	- -	- -	23 14
Joie Chitwood	9 5	- -	- -	- -	- -	- -	- -	- -	- -	- -	- -	- -	12 7
George Connor	4 8	3 10	- -	2 9	3 19	- -	11 17	16 9	18 13	- -	- -	- -	- -
Jimmy Davies	27 17	4 3	3 11	6 10	2 21	- -	5 15	6 2	11 8	2 15	4 1	8 14	- -
Jimmy Daywalt	- -	- -	- -	- -	- -	- -	- -	- -	- -	- -	- -	- -	19 15
Delmar Desch	- -	- -	- -	- -	- -	- 11	- -	- -	- -	- -	- -	- -	- -
Duke Dinsmore	7 33	7 14	9 4	11 7	18 4	- -	10 10	18 5	17 11	7 1	11 18	13 7	14 5
Walt Faulkner	1 7	17 7	- -	- -	8 1	- -	13 2	5 4	10 12	11 9	7 5	10 6	5 8
Johnny Fedricks	- -	- -	- -	8 13	- -	- -	8 18	- -	6 16	- -	- -	- -	15 25
Pat Flaherty	11 10	- -	- -	- -	- -	- -	- -	- -	- -	- -	- -	- -	- -
Lew Florence	- -	- -	- -	- -	- -	- -	- -	- -	- -	18 18	- -	- -	- -
Myron Fohr	16 11	- -	- -	- -	16 16	- -	- -	- -	- -	- -	- -	- -	- -
Dick Frazier	- -	- -	- -	- -	- -	- -	- -	- -	- -	- -	- -	- -	16 24
Jimmy Good	- -	- -	- -	- -	- -	- 12	- -	- -	- -	- -	- -	- -	- -
Cecil Green	12 4	- -	12 9	- -	12 12	- -	16 4	14 3	15 5	12 10	9 6	5 9	3 4
Cliff Griffith	- -	- -	- *	16 4	- -	- -	18 5	- -	- -	- -	- -	- -	24 12
George Hammond	- -	- -	- -	- -	- -	- 4	- -	- -	- -	- -	- -	- -	- -
Sam Hanks	25 30	- -	- -	- -	- -	- -	- -	- -	- -	- -	- -	4 2	- -
Gene Hartley	31 16	- -	- -	- -	- -	- -	- -	- -	- -	- -	- -	- -	- -
Mack Hellings	26 13	11 13	11 7	18 3	- -	- -	- -	12 14	14 9	8 6	10 11	- *	- -
Shelby Hill	- -	- -	- -	- -	- -	- 10	- -	- -	- -	- -	- -	- -	- -
Tommy Hinnershitz	- -	- -	- -	- -	- -	- -	- -	- -	- -	- -	- -	- -	- -
Bill Holland	10 2	- -	- -	- -	- -	- -	- -	- -	- -	- -	- -	- -	- -
Jackie Holmes	30 23	- -	- -	- -	- -	- -	- -	- -	- -	- -	- -	- -	- -
Jerry Hoyt	15 21	- -	13 8	- -	- -	- -	12 11	- -	- -	- -	- -	- -	20 11
Jimmy Jackson	32 29	- -	- -	- -	- -	- -	- -	- -	- -	- -	- -	- -	- -
Joe James	- -	- -	- *	- -	10 7	- -	- -	10 7	13 17	- -	- -	17 11	21 13
Eddie Johnson	- -	- -	4 17	- -	22 14	- -	- -	- -	- -	- -	- -	- -	- -
Walt Killinger	- -	- -	- -	- -	- -	- 6	- -	- -	- -	- -	- -	- -	- -
Ray Knepper	- -	- -	- -	- -	14 11	- -	8 7	- -	16 7	14 8	17 13	14 10	26 16
Bayliss Levrett	17 27	- -	- -	- -	- -	- -	- -	- -	- *	- -	- -	- -	- -
Andy Linden (R)	- -	- -	17 18	14 5	20 3	- -	- -	15 8	- -	- *	- -	- -	- -
George Lynch	- -	- -	- -	- -	- -	- -	- -	- -	- -	- -	13 14	11 17	25 23
Bill Mackey	- -	- -	- -	- -	- -	- -	- -	- -	- -	- -	5 8	12 8	4 22
Johnny Mauro	- -	- -	- -	- -	- -	- 9	- -	- -	- -	- -	- -	- -	- -
Johnny McDowell	33 18	8 12	- -	- -	- -	- -	- -	- -	- -	- -	- -	- -	- -
Jack McGrath	6 14	14 9	5 1	9 14	- *	- -	7 1	13 17	8 14	13 14	15 9	6 5	17 9
Duke Nalon	- -	- -	15 5	- -	21 6	- -	4 8	4 13	- -	15 7	12 7	- -	- -
Johnnie Parsons	5 1	13 11	- *	- -	- *	- -	- -	9 16	- -	17 11	6 3	- -	6 1
Ralph Pratt	- -	- -	- *	17 15	- -	- -	- -	- -	- -	- -	- -	- -	- -
Dick Rathmann	18 32	9 6	6 13	- -	- -	- -	- -	- -	- -	- -	- -	- -	- -
Jim Rathmann	28 24	- -	- -	- -	- -	- -	- -	- -	- -	- -	- -	- -	- -
Al Rogers	- -	- -	- -	- -	- -	- 1	- -	- -	- -	- -	- -	- -	- -
Hank Rogers	- -	- -	- -	- -	- -	- -	- -	- -	- -	- -	- -	- -	- -
Mauri Rose	3 3	- -	- -	- -	- -	- -	- -	- -	- -	- -	- -	- -	- -
Paul Russo	19 9	5 2	7 12	4 1	7 5	- -	2 3	17 18	4 6	9 13	8 16	- -	- -
Troy Ruttman	24 15	6 17	1 10	- -	5 13	- -	14 14	1 11	- -	4 12	18 17	2 15	7 18
Bill Schindler (R)	22 26	12 18	8 16	10 12	13 22	- -	- -	8 15	9 15	5 2	- -	7 3	1 2
Chuck Stevenson	- -	- *	10 3	- -	1 20	- -	- -	11 6	3 3	3 4	14 4	9 19	8 6
Joel Thorne	- -	- -	- -	- -	- -	- 8	- -	- -	- -	- -	- -	- -	- -
Johnny Tolan	- -	- -	- -	- -	- -	- -	- -	- -	- -	- -	- -	- -	13 17
Harry Turner	- -	- -	- *	13 6	6 9	- -	6 9	- -	- -	- -	- -	- -	- -
Louis Unser	- -	- -	- -	- -	- -	- 3	- -	- -	- -	- -	- -	- -	- -
Lee Wallard	23 6	1 4	- *	12 2	17 15	- -	- -	- -	- -	- -	- -	- -	22 10
Rodger Ward (R)	- -	- -	- -	- -	- -	- -	- -	- -	- -	- -	16 10	- -	- -
Spider Webb	14 20	- -	- -	15 18	- -	- -	- -	- -	- -	- -	- -	- -	- -

(R) – Rookie

\*Served as a relief driver in the event.

See page 84 for Track Key

## 1949 AAA Driver Performance Chart

Rank	Driver	Points	Starts	Top Finish	Laps Led	Times Led	Earnings
1	Johnnie Parsons	2280	13	1	292	5	\$36,014
2	Myron Fohr	1790	11	1	188	2	20,828
3	Bill Holland	1420	9	1	146	1	56,292
4	Walt Brown	1281	12	2	8	1	8,583
5	George Connor	1200	10	1	28	2	15,606
6	Rex Mays	1030	12	2	71	4	12,773
7	Paul Russo	920	11	2	64	2	10,721
8	Lee Wallard	760	11	2	19	1	8,447
9	Johnny Mantz	660	8	3	0	0	8,267
10	Emil Andres	512	6	2	0	0	10,656
11	Joie Chitwood	500	1	5	0	0	6,950
12	Tony Bettenhausen	466	7	1	121	2	8,219
13	Mack Hellings	440	6	3	0	0	4,887
14	Jimmy Jackson	400	1	6	0	0	5,625
15	Mel Hansen	376	4	1	196	3	4,688
16	Duane Carter	350	9	6	0	0	5,364
17	Jimmy Davies (R)	330	6	1	137	2	2,034
	Ralph Pratt	330	5	4	0	0	3,449
	Spider Webb	330	4	2	44	1	6,573
20	Duke Dinsmore	254	5	5	5	1	3,808
21	Troy Ruttman (R)	250	5	3	49	1	3,699
22	Neal Carter	240	6	2	7	1	2,843
23	Bayliss Levrett	206	9	4	0	0	5,191
24	Fred Agabashian	200	2	1	98	1	2,035
	Al Rogers	200	1	1	0	0	0
26	Charles Van Acker	180	5	8	0	0	3,323
27	Louis Unser	160	1	2	0	0	0
28	Norm Houser	150	1	10	0	0	4,075
29	Charles Bryant	140	1	3	0	0	0
	Johnny Fedricks	140	2	3	0	0	859
31	Mike Saley	130	2	6	0	0	911
32	Johnny McDowell	124	4	7	4	1	3,206
33	Milt Fankhouser	120	6	6	0	0	1,293
	George Hammond	120	1	4	0	0	0
	Jackie Holmes	120	4	4	0	0	4,397
	Chuck Stevenson	120	2	4	0	0	1,023
37	Tommy Hinnershitz	117	1	5	0	0	431
38	Frank Burany	100	1	5	0	0	514
	Jim Rathmann	100	1	11	0	0	3,195
40	Phil Shafer	80	1	6	0	0	0
41	George Fonder	60	3	7	0	0	2,362
	Cal Niday	60	2	7	0	0	0
	Hugh Thomas	60	1	7	0	0	0
44	Jack McGrath	50	3	8	0	0	3,110
	J.C. Shoemaker	50	1	8	0	0	0
46	Russ Snowberger	40	1	9	0	0	0
	Herb Bryers	30	1	10	0	0	0
48	Buster Hammond	20	1	11	0	0	0
	Hank Rogers	20	3	12	0	0	808
50	Ottis Stine	14	1	14	0	0	143
51	Billy DeVore	10	1	12	0	0	216
	Walt Killinger	10	1	12	0	0	0
	Mark Light	10	2	12	0	0	309
54	Hal Cole	3	4	11	0	0	2,060
55	Lloyd Axel	0	1	18	0	0	0
	Manuel Ayulo	0	1	28	0	0	1,805
	Bill Cantrell	0	1	21	0	0	2,315
	Delmar Desch	0	1	17	0	0	0
	Ted Duncan	0	3	13	0	0	689
	Kenny Eaton	0	1	22	0	0	177
	Sam Hanks	0	1	30	0	0	1,645
	Glenn Harrison	0	1	16	0	0	0
	Art Hillis	0	1	15	0	0	0
	George Lynch	0	6	13	0	0	2,907
	Milton Mabe	0	1	14	0	0	0

CONTINUED ON NEXT PAGE ►►

## WINS

1	Johnnie Parsons	5
2	Myron Fohr	2
3	Jimmy Davies (R)	1
	Al Rogers	1
	Bill Holland	1
	Mel Hansen	1
	Tony Bettenhausen	1
	Fred Agabashian	1

## POLES

1	Rex Mays	3
2	Mel Hansen	2
	Jimmy Davies (R)	2
4	Duke Nalon	1
	Spider Webb	1
	Paul Russo	1
	Duke Dinsmore	1
	Fred Agabashian	1

**1949 AAA Driver Performance Chart** *(continued)*

Rank	Driver	Points	Starts	Top Finish	Laps Led	Times Led	Earnings
	Art McKee	0	1	13	0	0	\$0
	Duke Nalon	0	1	29	23	1	5,650
	Dick Rathmann	0	1	17	0	0	0
	Hal Robson	0	1	17	0	0	70
	Mauri Rose	0	1	13	0	0	2,605
	Bill Sheffler	0	3	11	0	0	2,801
	Wally Stokes	0	1	13	0	0	200
	Ed Terry	0	1	17	0	0	71
	Buster Warke	0	2	13	0	0	345

(R) – Rookie

There were many scoring omissions in the AAA records regarding laps completed in 1949. Therefore, we are unable to create a laps completed or a running-at-the-finish column for this year.

## 1949 AAA Driver Index – Starts/Finishes

DRIVER	1 DAL ST/FN	2 IMS ST/FN	3 MIL ST/FN	4 TREN ST/FN	5 SPR ST/FN	6 MIL ST/FN	7 DUQ ST/FN	8 PP ST/FN	9 SYR ST/FN	10 MSF ST/FN	11 SPR ST/FN	12 LANG ST/FN	13 SAC ST/FN	14 DMAR ST/FN
Fred Agabashian	- -	31 27	- -	- -	- -	- -	- -	- -	- -	- -	- -	- -	1 1	- -
Emil Andres	- -	32 9	6 2	13 4	- -	7 5	- 13	- -	13 10	- -	- -	- -	- -	- -
Lloyd Axel	- -	- -	- -	- -	- -	- -	- -	- 18	- -	- -	- -	- -	- -	- -
Manuel Ayulo	- -	33 28	- -	- -	- -	- -	- -	- -	- -	- -	- -	- -	- -	- -
Tony Bettenhausen	- -	- -	- -	- -	8 18	3 15	- 1	- -	12 9	2 1	6 9	- -	- -	3 16
Elbert Booker	- -	- -	- -	- -	- -	- -	- -	- -	- -	- -	- -	- -	- -	- -
Walt Brown	- -	- *	7 10	14 3	7 7	14 2	- 5	- -	4 4	14 8	15 5	2 11	5 6	12 6
Charles Bryant	- -	- -	- -	- -	- -	- -	- -	- 3	- -	- -	- -	- -	- -	- -
Herb Bryers	- -	- -	- -	- -	- -	- -	- -	- 10	- -	- -	- -	- -	- -	- -
Frank Burary	11 5	- -	- -	- -	- -	- -	- -	- -	- -	- -	- -	- -	- -	- -
Bill Cantrell	- -	30 21	- -	- -	- -	- -	- -	- -	- -	- -	- -	- -	- -	- -
Duane Carter	- -	5 14	- -	- -	4 15	11 6	- 9	- -	11 7	8 14	10 7	- -	12 16	16 10
Neal Carter	- -	- -	- -	- -	- -	4 11	- 17	- -	- -	4 9	4 11	5 2	- -	6 14
Joie Chitwood	- -	16 5	- -	- -	- -	- -	- -	- -	- -	- -	- -	- -	- -	- -
Hal Cole	- -	11 19	- -	17 17	- -	- -	- -	- -	- -	- -	- -	- -	16 15	10 11
George Connor	- -	6 3	2 16	- -	5 16	17 7	- 3	- -	8 5	7 13	5 6	- -	4 11	14 9
Jimmy Davies (R)	9 10	- -	- -	- -	- -	- -	- -	- -	9 8	5 6	1 13	6 16	- -	1 1
Delmar Desch	- -	- -	- -	- -	- -	- -	- -	- 17	- -	- -	- -	- -	- -	- -
Billy DeVore	- -	- -	- -	- -	- -	- -	- 12	- -	- -	- -	- -	- -	- -	- -
Duke Dinsmore	- -	15 15	- -	10 5	- -	- *	- -	- -	- -	1 10	- -	3 13	7 14	- -
Ted Duncan	- -	- -	13 17	16 13	- -	20 19	- -	- -	- -	- -	- -	- -	- -	- -
Kenny Eaton	- -	- -	- -	- -	- -	21 22	- -	- -	- -	- -	- -	- -	- -	- -
Milt Fankhouser	10 6	- -	- -	- -	- -	- -	- -	- -	16 14	15 16	- -	12 10	6 12	9 13
Johnny Fedricks	- -	- -	- -	- -	- -	- -	- -	- -	- -	- -	16 14	8 3	- -	- -
Myron Fohr	5 4	13 4	3 1	2 1	6 6	6 10	- 8	- -	6 6	13 3	- -	- -	8 4	13 3
George Fonder	- -	25 20	- -	- -	- -	- -	- -	- -	17 17	- -	- -	15 7	- -	- -
Buster Hammond	- -	- -	- -	- -	- -	- -	- -	- 11	- -	- -	- -	- -	- -	- -
George Hammond	- -	- -	- -	- -	- -	- -	- -	- 4	- -	- -	- -	- -	- -	- -
Sam Hanks	- -	23 30	- -	- -	- -	- -	- -	- -	- -	- -	- -	- -	- -	- -
Mel Hansen	- -	- *	- *	3 2	1 1	1 16	- 14	- -	- -	- -	- -	- -	- -	- -
Glenn Harrison	- -	- -	- -	- -	- -	- -	- -	- 16	- -	- -	- -	- -	- -	- -
Mack Hellings	- -	14 16	18 3	5 9	- -	- -	- -	- 5	- -	- -	- -	- -	17 9	18 4
Art Hillis	- -	- -	- -	- -	- -	- -	- -	- 15	- -	- -	- -	- -	- -	- -
Tommy Hinnershitz	- -	- -	- -	- -	- -	- -	- -	- *	- -	- -	- -	13 5	- -	- -
Bill Holland	- -	4 1	12 9	12 16	3 4	- -	- 2	- -	- -	16 7	14 12	10 9	9 13	- -
Jackie Holmes	- -	17 22	14 4	- -	18 14	8 18	- -	- -	- -	- -	- -	- -	- -	- -
Norm Houser	- -	24 10	- -	- -	- -	- -	- -	- -	- -	- -	- -	- -	- -	- -
Jimmy Jackson	- -	7 6	- -	- -	- -	- -	- -	- -	- -	- -	- -	- -	- -	- -
Walt Killinger	- -	- -	- -	- -	- -	- -	- -	- 12	- -	- -	- -	- -	- -	- -
Bayliss Levrett	8 9	29 24	4 14	- -	14 17	18 4	- 18	- -	- -	- -	2 16	- -	14 8	17 17
Mark Light	- -	- -	- -	- -	- -	- -	- -	- -	18 18	- -	- -	16 12	- -	- -
George Lynch	- -	8 32	- -	- -	- -	16 13	- 16	- -	- -	10 15	7 18	9 15	- -	- -
Milton Mabe	- -	- -	- -	- -	- -	- -	- -	- 14	- -	- -	- -	- -	- -	- -
Johnny Mantz	7 3	9 7	5 5	7 12	17 8	15 17	- -	- -	7 11	- -	- -	- -	- -	11 8
Rex Mays	1 2	2 25	1 7	1 10	2 2	2 3	- 15	- -	2 15	9 11	9 2	- -	3 2	2 18
Johnny McDowell	2 7	28 18	15 11	4 7	- -	- -	- -	- -	- -	- -	- -	- -	- -	- -
Jack McGrath	- -	3 26	11 8	6 14	- -	- -	- -	- -	- -	- -	- -	- -	- -	- -
Art McKee	- -	- -	- -	- -	- -	- -	- -	- 13	- -	- -	- -	- -	- -	- -
Duke Nalon	- -	1 29	- -	- -	- -	- -	- -	- -	- -	- -	- -	- -	- -	- -
Cal Niday	- -	- -	- -	- -	- -	- -	- -	- -	- -	- -	- -	- -	15 18	15 7
Johnnie Parsons	6 1	12 2	17 13	8 11	16 3	5 1	- 11	- -	10 1	6 12	17 1	4 1	13 5	5 15
Ralph Pratt	- -	- -	10 12	- -	13 9	13 8	- 7	- -	- -	12 4	- -	- -	- -	- -
Dick Rathmann	- -	- -	- -	- -	- -	- -	- -	- -	- -	- -	- -	- -	18 17	- -
Jim Rathmann	- -	21 11	- -	- -	- -	- -	- -	- -	- -	- -	- -	- -	- -	- -
Hal Robson	- -	- -	- -	- -	- -	- -	- -	- -	- -	- -	18 17	- -	- -	- -
Al Rogers	- -	- -	- -	- -	- -	- -	- -	- 1	- -	- -	- -	- -	- -	- -
Hank Rogers	- -	- -	- -	- -	15 12	19 20	- -	- -	14 12	- -	- -	- -	- -	- -
Mauri Rose	- -	10 13	- -	- -	- -	- -	- -	- -	- -	- -	- -	- -	- -	- -
Troy Ruttman (R)	3 8	18 12	9 18	- -	- -	- -	- -	- -	- -	- -	- -	- -	2 3	4 12
Paul Russo	- -	19 8	8 6	9 8	10 10	10 12	- 6	- -	3 2	- -	3 15	1 4	11 10	7 5
Mike Saley	- -	- -	- -	15 6	- -	- -	- -	- -	- -	- -	- -	7 8	- -	- -
Phil Shafer	- -	- -	- -	- -	- -	- -	- -	- 6	- -	- -	- -	- -	- -	- -
Bill Sheffer	4 11	22 17	16 15	- -	- -	- -	- -	- -	- -	- -	- -	- -	- -	- -
J.C. Shoemaker	- -	- -	- -	- -	- -	- -	- -	- 8	- -	- -	- -	- -	- -	- -
Russ Snowberger	- -	- -	- -	- -	- -	- -	- -	- 9	- -	- -	- -	- -	- -	- -
Chuck Stevenson	- -	- -	- -	- -	- -	22 14	- -	- -	- -	- -	11 4	- -	- -	- -

CONTINUED ON NEXT PAGE ►►

**1949 AAA Driver Index – Starts/Finishes** *(continued)*

DRIVER	1 DAL ST/FN	2 IMS ST/FN	3 MIL ST/FN	4 TREN ST/FN	5 SPR ST/FN	6 MIL ST/FN	7 DUQ ST/FN	8 PP ST/FN	9 SYR ST/FN	10 MSF ST/FN	11 SPR ST/FN	12 LANG ST/FN	13 SAC ST/FN	14 DMAR ST/FN
Ottis Stine	- -	- -	- -	- -	- -	- -	- -	- -	- *	- -	- -	14 14	- -	- -
Wally Stokes	- -	- -	- -	- -	9 13	- -	- -	- -	- -	- -	- -	- -	- -	- -
Ed Terry	- -	- -	- -	- -	- -	- -	- -	- -	- -	- -	- -	17 17	- -	- -
Hugh Thomas	- -	- -	- -	- -	- -	- -	- -	- 7	- -	- -	- -	- -	- -	- -
Louis Unser	- -	- -	- -	- -	- -	- -	- -	- 2	- -	- -	- -	- -	- -	- -
Charles VanAcker	- -	27 31	- -	- -	12 11	12 9	- 10	- -	- -	- -	13 8	- -	- -	- -
Lee Wallard	- -	20 23	- -	11 15	11 5	9 21	- 4	- -	5 16	11 5	12 3	11 6	10 7	8 2
Buster Warke	- -	- -	- -	18 18	- -	- -	- -	- -	15 13	- -	- -	- -	- -	- -
Spider Webb	- -	26 33	- -	- -	- -	- -	- -	- -	1 3	3 2	8 10	- -	- -	- -

(R) – Rookie

\*Served as a relief driver in the event.

Qualifying positions for the DuQuoin event were unavailable.

See page 84 for Track Key

## 1948 AAA Driver Performance Chart

Rank	Driver	Points	Starts	Running at Finish	Top Finish	Laps Led	Times Led	Laps Completed (1,296)	Miles Completed (1,613.31)	Earnings
1	Ted Horn	1890	11	8	1	271	7	1090	1395.89	\$30,231
2	Myron Fohr	1159	8	7	1	92	7	782	782	15,536
3	Mauri Rose	1000	1	1	1	81	2	200	500	42,800
4	Bill Sheffler	924.8	11	10	3	0	0	1178	1379.41	8,377
5	Duke Nalon	910	5	4	3	17	2	482	787.642	17,955
6	Lee Wallard	865	9	5	1	68	68	905	1205	10,734
7	Bill Holland	840	3	2	2	4	1	337	637	20,009
8	Mack Hellings	820	5	3	2	0	0	480	780	13,749
9	Emil Andres	810	10	6	1	141	3	714	730.5	13,796
10	Charles Van Acker	760	10	7	4	38	1	1097	1385	8,465
11	Johnnie Parsons	700	5	3	1	86	3	537	537	7,869
12	Hal Cole	580	3	3	5	0	0	400	700	6,925
13	Rex Mays	360	11	3	4	73	5	621	814.996	9,828
14	Johnny Mauro	355	2	2	3	0	0	170	434.92	5,315
15	Tony Bettenhausen	324	8	3	1	42	2	630	880.5	5,085
16	Walt Brown	320	6	3	1	23	1	598	598	4,896
17	Paul Russo	300	9	2	2	0	0	436	482.34	5,013
18	Johnny Mantz	290	8	4	1	177	5	752	1029.5	8,265
19	George Connor	287	5	3	5	0	0	351	387	3,071
20	Hal Robson	269	7	4	4	0	0	737	983	4,646
21	Ted Duncan	240	2	1	4	0	0	228	228	1,829
22	Mel Hansen	220	9	1	1	121	6	459	522	5,754
23	Eddie Zalucki	216	3	3	6	0	0	382	382	1,090
24	Tommy Hinnershitz	200	1	1	9	0	0	198	495	4,270
	Al Rogers	200	1	1	1	0	0	1	12.42	3,500
26	Duke Dinsmore	172.5	4	2	2	0	0	234	239.704	2,547
27	Johnny Byrne	170	4	2	6	0	0	284	288.34	1,538
28	Herb Bryers	160	1	1	2	0	0	1	12.42	2,300
29	Jimmy Jackson	150	1		10	0	0	193	482.5	4,020
30	Duane Carter	120	2	1	4	0	0	159	247.5	2,695
	Joie Chitwood	120	2	1	4	46	1	173	305.956	3,127
	Russ Snowberger	120	1	1	4	0	0	1	12.42	850
33	Spider Webb	116	7	1	10	15	1	481	521.5	4,169
34	Manuel Ayulo	100	1	1	5	0	0	73	77.526	531
	Buster Hammond	100	1	1	5	0	0	1	12.42	600
36	Floyd Davis	87.5	2	1	7	0	0	169	169	672
37	Hugh Thomas	80	1	1	6	0	0	1	12.42	350
38	Ken Fowler	74	3	1	8	0	0	191	222.5	1,516
39	Bill Cantrell	60	2	1	7	0	0	261	502.5	2,270
	George Lynch	60	4	1	7	0	0	187	187	988
	Johnny Shackelford	60	1	1	7	0	0	131	179	840
	Louis Unser	60	1	1	7	0	0	1	12.42	200
43	Billy DeVore	50	2	1	12	0	0	206	491.992	3,133
	Mike Saley	50	6	0	8	0	0	206	229.468	2,491
	J.C. Shoemaker	50	1	1	8	0	0	1	12.42	200
46	Wayne Sankey	40	1	1	9	0	0	1	12.42	200
47	Louis Durant	35	0	0	*	0	0	29	72.5	0
48	Delmar Desch	30	1	1	10	0	0	1	12.42	200
	Red Hodges	30	1	0	10	0	0	59	62.658	269
50	Jackie Holmes	20	2	1	11	0	0	133	133	659
	Walt Killinger	20	1	0	11	0	0	0	0	0
52	Art Hillis	10	1	0	12	0	0	0	0	0
	Charlie Rogers	10	2	0	12	0	0	119	121.294	453
54	Jack McGrath	5.2	2	0	9	0	0	78	183.496	2,223
55	Walt Ader	0	1	0	10	0	0	50	50	371
	Fred Agabashian	0	1	0	23	0	0	58	145	1,580
	Les Anderson	0	2	0	11	0	0	108	198.1	1,808
	Henry Banks	0	1	0	13	0	0	16	16.992	358
	Jimmy Good	0	1	0	14	0	0	0	0	0
	George Hammond	0	1	0	13	0	0	0	0	0
	Sam Hanks	0	1	0	26	0	0	34	85	1,490
	Harry McQuinn	0	1	0	33	0	0	1	2.5	1,180
	Chet Miller	0	1	0	20	0	0	29	72.5	2,120
	Bill Milliken	0	1	0	15	0	0	0	0	0

CONTINUED ON NEXT PAGE ►►

## WINS

1	Ted Horn	2
	Myron Fohr**	2
3	Emil Andres	1
	Al Rogers	1
	Walt Brown	1
	Mel Hansen	1
	Johnny Mantz	1
	Johnnie Parsons	1
	Mauri Rose	1
	Lee Wallard	1
	Tony Bettenhausen**	1

\*\*Both Bettenhausen and Fohr were credited with wins for the 8/29 Milwaukee event as Bettenhausen relieved Fohr on Lap 118 of 200.

## POLES

1	Rex Mays	3
2	Myron Fohr	2
	Paul Russo	2
4	Ted Horn	1
	Johnny Mantz	1
	Lee Wallard	1
	Tony Bettenhausen	1



**1948 AAA Driver Performance Chart** *(continued)*

Rank	Driver	Points	Starts	Running at Finish	Top Finish	Laps Led	Times Led	Laps Completed (1,063)	Miles Completed (1,380.31)	Earnings
	Steve Truchan	0	4	0	14	0	0	113	113.558	\$723
	Buster Warke	0	1	0	12	0	0	46	46	279
	Doc Williams	0	1	0	29	0	0	19	47.5	1,300
	Louis Tomei	0	0	0	*	0	0	58	145	0

\*Performed only in relief roles in 1948.

The statistics shown include the most accurate representation of those races that is available.

DRIVER PERFORMANCE AND INDEX CHARTS

1948 AAA Driver Index – Starts/Finishes

DRIVER	1 DAL ST/FN	2 IMS ST/FN	3 MIL ST/FN	4 LANG ST/FN	5 MIL ST/FN	6 SPR ST/FN	7 MIL ST/FN	8 DUQ ST/FN	9 PP ST/FN	10 ATL ST/FN	11 SPR ST/FN	12 DUQ ST/FN
Walt Ader	- -	- -	- -	13 10	- -	- -	- -	- -	- -	- -	- -	- -
Fred Agabashian	- -	32 23	- -	- -	- -	- -	- -	- -	- -	- -	- -	- -
Les Anderson	11 11	9 24	- -	- -	- -	- -	- -	- -	- -	- -	- -	- -
Emil Andres	- -	16 31	3 1	4 3	9 2	8 18	7 16	10 8	- -	9 5	5 2	9 13
Manuel Ayulo	14 5	- -	- -	- -	- -	- -	- -	- -	- -	- -	- -	- -
Henry Banks	16 13	- -	- -	- -	- -	- -	- -	- -	- -	- -	- -	- -
Tony Bettenhausen	- -	22 14	2 15	1 15	14 6	5 6	17 20	2 10	- -	- -	- -	- -
Walt Brown	- -	- -	10 13	11 1	10 13	19 8	15 12	- -	- -	- -	18 8	- -
Herb Bryers	- -	- -	- -	- -	- -	- -	- -	- -	2	- -	- -	- -
Johnny Byrne	15 6	- -	- -	- -	- -	20 12	21 18	- -	- -	12 6	- -	- -
Bill Cantrell	- -	7 16	- -	- -	- -	- -	- -	15 7	- -	- -	- -	- -
Duane Carter	- -	29 22	- -	18 4	- -	- -	- -	- -	- -	- -	- -	- -
Joie Chitwood	5 4	10 17	- -	- -	- -	- -	- -	- -	- -	- -	- -	- -
Hal Cole	- -	14 6	9 6	- -	- -	- -	- -	- -	- -	- -	- -	8 5
George Connor	- -	17 28	- -	12 5	- -	11 11	16 17	- -	- -	- -	14 5	- -
Floyd Davis	- -	- -	- -	- -	- -	- -	- -	18 9	- -	11 7	- -	- -
Delmar Desch	- -	- -	- -	- -	- -	- -	- -	- -	10	- -	- -	- -
Billy DeVore	10 14	20 12	- -	- -	- -	- -	- -	- -	- -	- -	- -	- -
Duke Dinsmore	6 2	- -	18 16	- -	- -	- -	- -	17 13	- -	- -	- -	17 15
Ted Duncan	- -	- -	- -	- -	- -	- -	13 4	- -	- -	- -	15 17	- -
Milt Fankhouser	- -	- -	- -	- -	- -	- -	- -	- -	- -	- -	- -	- -
Myron Fohr	- -	- -	13 4	- -	1 7	1 3	3 1	6 2	- -	8 2	7 1	5 4
Ken Fowler	- -	- -	- -	- -	18 16	- -	20 8	- -	- -	- -	- -	18 8
Jimmy Good	- -	- -	- -	- -	- -	- -	- -	- -	14	- -	- -	- -
Buster Hammond	- -	- -	- -	- -	- -	- -	- -	- -	5	- -	- -	- -
George Hammond	- -	- -	- -	- -	- -	- -	- -	- -	13	- -	- -	- -
Sam Hanks	- -	15 26	- -	- -	- -	- -	- -	- -	- -	- -	- -	- -
Mel Hansen	- -	33 25	17 14	- -	4 18	13 16	10 15	5 16	- -	6 1	9 11	2 11
Mack Hellings	- -	21 5	8 2	9 2	8 14	12 19	- -	- -	- -	- -	- -	- -
Art Hillis	- -	- -	- -	- -	- -	- -	- -	- -	12	- -	- -	- -
Tommy Hinnershitz	- -	23 9	- -	- -	- -	- -	- -	- -	- -	- -	- -	- -
Red Hodges	2 10	- -	- -	- -	- -	- -	- -	- -	- -	- -	- -	- -
Bill Holland	- -	2 2	14 9	10 11	- -	- -	- -	- -	- -	- -	- -	- -
Jackie Holmes	- -	- -	- -	- -	16 11	15 14	- -	- -	- -	- -	- -	- -
Ted Horn	4 1	5 4	5 3	7 9	6 3	4 1	2 3	3 3	- -	1 12	3 3	4 17
Jimmy Jackson	- -	4 10	- -	- -	- -	- -	- -	- -	- -	- -	- -	- -
Walt Killinger	- -	- -	- -	- -	- -	- -	- -	- -	11	- -	- -	- -
George Lynch	- -	- -	- -	- -	15 19	- -	19 19	13 15	- -	- -	- -	12 7
Johnny Mantz	- -	8 13	1 12	5 13	3 1	6 9	9 13	- -	- -	- -	4 9	6 16
Johnny Mauro	- -	27 8	- -	- -	- -	- -	- -	- -	3	- -	- -	- -
Rex Mays	3 16	1 19	11 17	6 16	5 4	7 4	4 7	1 17	- -	2 10	6 14	1 18
Jack McGrath	17 9	13 21	- -	- -	- -	- -	- -	- -	- -	- -	- -	- -
Harry McQuinn	- -	26 33	- -	- -	- -	- -	- -	- -	- -	- -	- -	- -
Chet Miller	- -	19 20	- -	- -	- -	- -	- -	- -	- -	- -	- -	- -
Bill Milliken	- -	- -	- -	- -	- -	- -	- -	- -	15	- -	- -	- -
Duke Nalon	7 3	11 3	15 11	- -	7 8	18 17	- -	- -	- -	- -	- -	- -
Johnnie Parsons	- -	- -	- -	- -	- -	14 2	12 2	8 11	- -	- -	13 13	7 1
George Robson	- -	- -	- -	- -	- -	- -	- -	- -	- -	- -	- -	- -
Hal Robson	- -	18 15	- -	- -	17 12	16 10	14 14	12 6	- -	7 4	- -	16 14
Al Rogers	- -	- -	- -	- -	- -	- -	- -	- -	1	- -	- -	- -
Charlie Rogers	12 12	- -	- -	- -	- -	- -	- -	16 12	- -	- -	- -	- -
Mauri Rose	- -	3 1	- -	- -	- -	- -	- -	- -	- -	- -	- -	- -
Paul Russo	1 7	25 32	6 18	2 18	- -	- -	1 9	4 18	- -	4 11	11 15	3 2
Mike Saley	13 8	31 30	- -	16 17	- -	17 15	- -	- -	- -	- -	17 16	13 12
Wayne Sankey	- -	- -	- -	- -	- -	- -	- -	- -	9	- -	- -	- -
Johnny Shackelford	- -	- -	7 7	- -	- -	- -	- -	- -	- -	- -	- -	- -
Bill Sheffler	9 17	24 18	12 8	17 8	12 10	10 7	11 5	11 5	- -	10 3	16 4	11 3
J.C. Shoemaker	- -	- -	- -	- -	- -	- -	- -	- -	8	- -	- -	- -
Russ Snowberger	- -	- -	- -	- -	- -	- -	- -	- -	4	- -	- -	- -
Hugh Thomas	- -	- -	- -	- -	- -	- -	- -	- -	6	- -	- -	- -
Steve Truchan	8 15	- -	- -	- -	- -	- -	18 21	14 14	- -	- -	12 18	- -
Louis Unser	- -	- -	- -	- -	- -	- -	- -	- -	7	- -	- -	- -
Charles VanAcker	- -	12 11	16 5	15 7	13 9	9 5	8 6	9 4	- -	5 9	10 12	15 10
Lee Wallard	- -	28 7	- -	8 6	11 5	2 20	5 11	7 1	- -	3 8	1 6	10 9
Buster Warke	- -	- -	- -	14 12	- -	- -	- -	- -	- -	- -	- -	- -
Spider Webb	- -	30 27	4 10	3 14	2 17	3 13	6 10	- -	- -	- -	2 10	- -
Doc Williams	- -	6 29	- -	- -	- -	- -	- -	- -	- -	- -	- -	- -
Eddie Zalucki	- -	- -	- -	- -	19 15	- -	- -	- -	- -	- -	8 7	14 6

See page 84 for Track Key

## 1947 AAA Driver Performance Chart

Rank	Driver	Points	Starts	Running at Finish	Top Finish	Laps Led	Times Led	Laps Completed (1,063)	Miles Completed (1,380.31)	Earnings
1	Ted Horn	1920	8	8	1	168	6	881	1186.89	\$23,254
2	Bill Holland	1610	8	5	1	281	7	670	970	44,441
3	Mauri Rose	1000	1	1	1	34	2	200	500	33,425
4	Charles Van Acker	770	7	6	1	4	1	610	646	9,042
5	Rex Mays	765.7	7	5	2	0	0	545	850.828	10,340
6	Tony Bettenhausen	686.8	9	3	1	289	5	610	782.096	8,715
7	Walt Brown	650	8	5	3	23	1	677	977	8,038
8	Emil Andres	575	9	5	2	93	3	615	724.328	8,698
9	George Connor	560	8	5	3	0	0	681	850.5	6,810
10	Paul Russo	545	8	4	2	0	0	546	587.828	8,785
11	Jimmy Jackson	500	1	1	5	0	0	200	500	5,675
12	Cliff Bergere	393	1	1	21	23	1	193	482.5	3,815
13	Walt Ader	380	6	3	1	0	0	338	338	4,561
14	Duke Nalon	350	5	2	2	42	1	435	618.832	7,333
15	Duke Dinsmore	345.5	8	4	4	26	1	539	740.74	5,485
16	Steve Truchan	320	6	4	3	0	0	401	402.86	2,812
17	Billy DeVore	310	3	2	4	0	0	278	338	2,987
18	Eddie Zalucki	260	4	2	3	0	0	269	274.828	2,160
19	Cy Marshall	250	1	1	8	0	0	197	492.5	2,850
20	Milt Fankhouser	240	6	2	5	0	0	295	319	3,547
21	Jackie Holmes	230	5	3	4	0	0	356	361.766	2,042
22	Herb Ardinger	207	1	0	4	0	0	69	172.5	6,825
23	Fred Agabashian	200	1	1	9	0	0	191	477.5	2,905
	Louis Unser	200	1	1	1	0	0	1	12.42	4,900
25	Mel Hansen	169.5	4	2	4	0	0	303	351	2,339
26	Myron Fohr	160	4	3	7	0	0	300	300	1,937
	Al Rogers	160	1	1	2	0	0	1	12.42	2,910
	Charlie Rogers	160	3	2	5	0	0	256	256	1,714
29	Russ Snowberger	140	2	1	3	0	0	75	197.42	3,040
30	Les Anderson	120	2	1	11	2	2	210	406.5	3,117
	J.C. Shoemaker	120	1	1	4	0	0	1	12.42	870
	Buster Warke	120	3	2	6	0	0	234	234	1,257
33	Johnny Mauro	100	1	1	5	0	0	1	12.42	600
34	Bill Milliken	80	1	1	6	0	0	1	12.42	330
35	Delmar Desch	60	1	0	7	0	0	0	0	60
36	Johnny Byrne	50	1	1	8	0	0	93	98.766	384
	Pete Romceovich	50	1	0	12	0	0	168	420	2,360
	Hugh Thomas	50	1	0	8	0	0	0	0	50
39	Red Byron	40	1	1	9	0	0	84	84	615
	George Hammond	40	1	0	9	0	0	0	0	40
	Buddy Rusch	40	4	1	9	0	0	143	143	1,620
42	Fred Carpenter	30	1	0	10	0	0	53	53	268
	George Metzler	30	2	0	11	0	0	80	81.55	546
	Art Scovell	30	2	1	10	0	0	131	131	1,195
45	Hal Robson	10	2	0	12	0	0	129	229.5	2,057
	Johnny Shackelford	10	1	0	12	0	0	50	50	434
47	Henry Banks	0	1	0	24	0	0	36	90	1,250
	William Cantlon	0	1	0	23	0	0	40	100	1,505
	Joie Chitwood	0	1	0	22	0	0	51	127.5	1,135
	Ken Fowler	0	1	0	15	0	0	121	302.5	2,050
	Roland Free	0	1	0	17	0	0	87	217.5	1,450
	Jimmy Wilburn	0	1	0	19	0	0	87	217.5	1,000
	Norm Houser	0	1	0	17	0	0	25	25	127
	Walt Killinger	0	1	0	10	0	0	0	0	30
	Jerry Kubik	0	2	0	14	0	0	26	26.372	345
	Al Miller II	0	1	0	25	0	0	33	82.5	1,370
	Frank Wearne	0	1	0	14	0	0	78	195	2,020
	Louis Tomei	0		*		0	0	50	125	0

\*Performed only in relief roles in 1947.

## WINS

1	Ted Horn	3
2	Tony Bettenhausen	2
	Bill Holland	2
4	Mauri Rose	1
	Louis Unser	1
	Charles Van Acker	1
	Walt Ader	1

## POLES

1	Emil Andres	3
2	Walt Brown	1
	Bill Holland	1
	Ted Horn	1
	Duke Dinsmore	1
	Rex Mays	1
	Tony Bettenhausen	1
	Duke Nalon	1

## 1947 AAA Driver Index – Starts/Finishes

DRIVER	1 IMS ST/FN	2 MIL ST/FN	3 LANG ST/FN	4 ATL ST/FN	5 BAIN ST/FN	6 MIL ST/FN	7 GOS ST/FN	8 PP ST/FN	9 MIL ST/FN	10 SPR ST/FN	11 DAL ST/FN
Walt Ader	- -	11 17	10 7	10 1	6 10	18 12	- -	- -	12 17	7 6	- -
Fred Agabashian	23 9	- -	- -	- -	- -	- -	- -	- -	- -	- -	- -
Les Anderson	7 11	2 11	- -	- -	- -	- -	- -	- -	- -	- -	- -
Emil Andres	30 13	13 8	1 2	2 13	13 7	6 17	1 15	- -	7 5	1 10	4 3
Herb Ardinger	4 4	- -	- -	- -	- -	- -	- -	- -	- -	- -	- -
Henry Banks	26 24	- -	- -	- -	- -	- -	- -	- -	- -	- -	- -
Cliff Bergere	2 21	- -	- -	- -	- -	- -	- -	- -	- -	- -	- -
Tony Bettenhausen	25 18	12 15	4 10	- -	7 4	1 11	3 1	- -	11 4	5 1	2 10
Walt Brown	14 7	5 7	3 3	6 9	1 13	11 14	5 7	- -	4 15	3 8	- -
Johnny Byrne	- -	- -	- -	- -	- -	- -	- -	- -	- -	- -	12 8
Red Byron	- -	- -	15 9	- -	- -	- -	- -	- -	- -	- -	- -
Shorty Cantlon	5 23	- -	- -	- -	- -	- -	- -	- -	- -	- -	- -
Fred Carpenter	- -	- -	- -	- -	- -	- -	12 10	- -	- -	- -	- -
Joie Chitwood	22 22	- -	- -	- -	- -	- -	- -	- -	- -	- -	- -
George Connor	13 26	3 4	5 15	9 14	4 5	10 5	14 5	- -	6 3	10 15	- -
Delmar Desch	- -	- -	- -	- -	- -	- -	- -	7	- -	- -	- -
Billy DeVore	- -	10 6	6 4	11 7	15 6	- -	- -	- -	- -	- -	- -
Duke Dinsmore	27 10	4 12	2 8	5 11	2 8	7 15	4 4	- -	1 11	- -	7 13
Louis Durant	- -	- -	- -	- -	- -	- -	- -	- -	- -	- -	- -
Milt Fankhouser	11 30	9 13	13 11	13 5	9 9	- -	10 9	- -	- -	- -	11 6
Myron Fohr	- -	6 9	- -	- -	- -	12 16	- -	- -	5 7	9 7	- -
Ken Fowler	9 15	- -	- -	- -	- -	- -	- -	- -	- -	- -	- -
Roland Free	12 17	- -	- -	- -	- -	- -	- -	- -	- -	- -	- -
George Hammond	- -	- -	- -	- -	- -	- -	- -	9	- -	- -	- -
Mel Hansen	29 27	- -	- -	- -	- -	2 4	- -	- -	10 13	2 13	- -
Ralph Hepburn	- -	- -	- -	- -	- -	- -	- -	- -	- -	- -	- -
Bill Holland	8 2	1 1	7 1	4 2	3 2	5 18	13 14	- -	8 8	6 9	- -
Jackie Holmes	- -	- -	- -	- -	- -	17 13	15 12	- -	15 9	13 4	10 7
Ted Horn	1 3	- -	16 5	8 4	5 1	9 6	2 2	- -	3 1	4 2	3 1
Norm Houser	- -	- -	- -	- -	- -	- -	- -	- -	- -	17 17	- -
Jimmy Jackson	10 5	- -	- -	- -	- -	- -	- -	- -	- -	- -	- -
Walt Killinger	- -	- -	- -	- -	- -	- -	- -	10	- -	- -	- -
Jerry Kubik	- -	- -	- -	- -	- -	- -	- -	- -	- -	18 18	14 14
Cy Marshall	28 8	- -	- -	- -	- -	- -	- -	- -	- -	- -	- -
Johnny Mauro	- -	- -	- -	- -	- -	- -	- -	3	- -	- -	- -
Rex Mays	20 6	14 2	- -	1 12	12 15	8 10	- -	- -	9 16	11 16	6 4
George Metzler	- -	- -	- -	- -	- -	- -	- -	- -	- -	16 11	13 12
Al Miller II	19 25	- -	- -	- -	- -	- -	- -	- -	- -	- -	- -
Bill Milliken	- -	- -	- -	- -	- -	- -	- -	6	- -	- -	- -
Duke Nalon	18 16	- -	- -	- -	- -	3 2	6 13	- -	2 2	- -	1 9
Hal Robson	16 20	- -	14 12	- -	- -	- -	- -	- -	- -	- -	- -
Al Rogers	- -	- -	- -	- -	- -	- -	- -	2	- -	- -	- -
Charlie Rogers	- -	18 14	- -	- -	- -	14 7	- -	- -	- -	14 5	- -
Pete Romceovich	17 12	- -	- -	- -	- -	- -	- -	- -	- -	- -	- -
Mauri Rose	3 1	- -	- -	- -	- -	- -	- -	- -	- -	- -	- -
Buddy Rusch	- -	17 18	12 13	- -	8 14	13 9	- -	- -	- -	- -	- -
Paul Russo	21 28	8 3	17 17	3 8	14 12	16 3	- -	- -	16 6	8 14	8 2
Art Scovell	- -	15 10	11 14	- -	- -	- -	- -	- -	- -	- -	- -
Johnny Shackelford	- -	- -	- -	- -	- -	- -	- -	- -	- -	15 12	- -
J.C. Shoemaker	- -	- -	- -	- -	- -	- -	- -	4	- -	- -	- -
Russ Snowberger	6 19	- -	- -	- -	- -	- -	- -	3	- -	- -	- -
Hugh Thomas	- -	- -	- -	- -	- -	- -	- -	8	- -	- -	- -
Steve Truchan	- -	7 16	9 18	- -	- -	4 8	7 8	- -	- -	12 3	9 11
Louis Unser	- -	- -	- -	- -	- -	- -	- -	1	- -	- -	- -
Charles VanAcker	24 29	16 5	8 6	12 6	11 3	15 1	8 3	- -	13 10	- -	- -
Lee Wallard	- -	- -	- -	- -	- -	- -	- -	- -	- -	- -	- -
Buster Warke	- -	- -	18 16	14 10	- -	- -	9 6	- -	17 12	- -	- -
Frank Wearne	15 15	- -	- -	- -	- -	- -	- -	- -	- -	- -	- -
Eddie Zalucki	- -	- -	- -	7 3	10 11	- -	11 11	- -	14 14	- -	5 5

See page 84 for Track Key

## 1946 AAA Driver Performance Chart

Rank	Driver	Points	Starts	Running at Finish	Top Finish	Laps Led	Times Led	Laps Completed (698)	Miles Completed (998)	Earnings
1	Ted Horn	1,360	6	6	1	98	3	694	994	\$16,100
2	Emil Andres	1,260	6	6	3	2	1	684	984	11,738
3	George Robson	1,220	3	2	1	138	3	387	687	45,251
4	Jimmy Jackson	800	1	1	2	5	1	200	500	13,837
5	Rex Mays	620	5	4	1	276	5	368	441.5	12,575
6	Louis Durant	400	1	1	6	0	0	200	500	3,237
7	Joie Chitwood	372	1	0	5	0	0	51	127.5	4,375
8	George Connor	370	6	2	1	3	2	411	499.5	5,683
9	Tony Bettenhausen	340	4	2	1	104	2	294	364.5	5,501
10	Duke Dinsmore	310	5	2	3	0	0	387	510	4,343
11	Gigi Villorosi	300	1	1	7	0	0	200	500	2,375
12	Billy DeVore	290	3	1	5	13	1	310	560.5	3,128
13	Frank Wearne	250	1	1	8	0	0	197	492.5	2,437
14	Mauri Rose	240	4	1	2	13	2	259	319	5,448
15	Charlie Rogers	200	2	2	5	0	0	198	198	1,390
	Bill Sheffler	200	1	1	9	0	0	139	342.5	2,113
	Steve Truchan	200	2	1	2	0	0	185	185	2,714
18	Bud Bardowski	160	4	1	4	0	0	178	178	2,097
19	Mel Hansen	100	1	0	11	0	0	143	357.5	1,700
	Joe Langley	100	2	1	5	0	0	77	77	1,021
21	Eddie Casterline	80	1	1	6	0	0	98	98	585
	Floyd Davis	80	1	1	6	0	0	98	98	696
	Buddy Rusch	80	1	1	6	0	0	84	84	630
	Spider Webb	80	2	0	8	0	0	142	142	1,194
25	Elbert Booker	70	2	0	7	0	0	105	105	1,087
	George Metzler	70	2	0	8	0	0	99	99	974
27	Walt Brown	60	1	0	7	0	0	78	78	490
	Fred Carpenter	60	1	0	7	0	0	70	70	471
29	George Barringer	50	2	0	8	0	0	102	142.5	1,216
	Al Miller II	50	2	1	8	0	0	99	99	845
	Hal Robson	50	2	0	8	0	0	109	164.5	1,195
32	Russ Snowberger	39	1	0	12	0	0	89	222.5	1,675
33	Danny Goss	30	1	0	10	0	0	44	44	372
34	Walt Ader	0	1	0	13	0	0	26	26	288
	Henry Banks	0	1	0	27	0	0	32	80	725
	Cliff Bergere	0	1	0	16	2	1	59	147.5	1,625
	William Cantlon	0	1	0	28	0	0	28	70	725
	Hal Cole	0	1	0	32	0	0	16	40	600
	Sam Hanks	0	1	1	31	0	0	167	417.5	675
	Ralph Hepburn	0	1	0	14	44	1	121	302.5	7,025
	Danny Kladis	0	1	0	21	0	0	46	115	875
	Harry McQuinn	0	1	0	13	0	0	89	222.5	1,600
	Chet Miller	0	1	0	18	0	0	57	142.5	1,000
	Duke Nalon	0	1	0	22	0	0	90	225	825
	Al Putnam	0	1	0	15	0	0	99	247.5	1,250
	Paul Russo	0	1	0	33	0	0	16	40	650
	Louis Tomei	0	1	0	26	0	0	41	102.5	750
	Lee Wallard	0	1	0	11	0	0	25	25	315
	Jimmy Wilburn	0	1	0	19	0	0	87	217.5	1,000

## WINS

1	Rex Mays .....	3
2	Tony Bettenhausen .....	1
	George Robson .....	1
	George Connor .....	1

## POLES

1	Rex Mays.....	2
	Ted Horn.....	2
3	Cliff Bergere .....	1
	Emil Andres .....	1


## 1946 AAA Driver Index – Starts/Finishes

DRIVER	1 IMS ST/FN	2 LANG ST/FN	3 ATL ST/FN	4 ISF ST/FN	5 MIL ST/FN	6 GOS ST/FN
Walt Ader	- -	- -	- -	- -	10 13	- -
Emil Andres	11 4	7 4	4 3	3 3	4 3	1 4
Henry Banks	21 27	- -	- -	- -	- -	- -
Bud Bardowski	- -	- -	11 4	14 13	14 12	9 10
George Barringer	24 29	- -	5 8	- -	- -	- -
Cliff Bergere	1 16	- -	- -	- -	- -	- -
Tony Bettenhausen	26 20	- -	- -	4 5	2 9	6 1
Elbert Booker	- -	- -	- -	10 12	12 7	- -
Walt Brown	- -	11 7	- -	- -	- -	- -
Shorty Cantlon	20 28	- -	- -	- -	- -	- -
Fred Carpenter	- -	- -	- -	- -	- -	10 7
Eddie Casterline	- -	- -	- -	- -	- -	8 6
Joie Chitwood	12 5	- -	- -	- -	- -	- -
Hal Cole	4 32	- -	- -	- -	- -	- -
George Connor	30 24	4 9	6 1	5 7	9 10	7 9
Floyd Davis	- -	- -	- -	11 6	- -	- -
Billy DeVore	31 10	5 5	2 9	- -	- -	- -
Duke Dinsmore	8 17	- -	3 10	7 11	5 4	3 3
Louis Durant	6 6	- -	- -	- -	- -	- -
Danny Goss	- -	12 10	- -	- -	- -	- -
Sam Hanks	3 31	- -	- -	- -	- -	- -
Mel Hansen	27 11	- -	- -	- -	- -	- -
Ralph Hepburn	19 14	- -	- -	- -	- -	- -
Ted Horn	7 3	1 3	1 6	2 4	3 2	2 2
Jimmy Jackson	5 2	- -	- -	- -	- -	- -
Danny Kladis	33 21	- -	- -	- -	- -	- -
Joe Langley	- -	- -	8 5	13 14	- -	- -
Rex Mays	14 30	9 1	9 11	1 1	1 1	- -
Harry McQuinn	18 13	- -	- -	- -	- -	- -
George Metzler	- -	- -	- -	- -	13 11	5 8
Al Miller II	- -	- -	- -	12 8	6 14	- -
Chet Miller	17 18	- -	- -	- -	- -	- -
Duke Nalon	32 22	- -	- -	- -	- -	- -
Al Putnam	13 15	- -	- -	- -	- -	- -
George Robson	15 1	2 2	10 7	- -	- -	- -
Hal Robson	23 25	6 8	- -	- -	- -	- -
Charlie Rogers	- -	- -	- -	- -	11 5	4 5
Mauri Rose	9 23	3 12	- -	6 2	8 6	- -
Buddy Rusch	- -	8 6	- -	- -	- -	- -
Paul Russo	2 33	- -	- -	- -	- -	- -
Bill Sheffler	25 9	- -	- -	- -	- -	- -
Russ Snowberger	10 12	- -	- -	- -	- -	- -
Louis Tomei	22 26	- -	- -	- -	- -	- -
Steve Truchan	- -	- -	7 2	8 9	- -	- -
Gigi Villoresi	28 7	- -	- -	- -	- -	- -
Lee Wallard	- -	10 11	- -	- -	- -	- -
Frank Wearne	29 8	- -	- -	- -	- -	- -
Spider Webb	- -	- -	- -	9 10	7 8	- -
Jimmy Wilburn	16 19	- -	- -	- -	- -	- -

See page 84 for Track Key



TRACK RECORDS



**Barber****Barber Motorsports Park | Birmingham, Alabama**

- ▶ 2.3-Mile Permanent Road Course (2010-Present)
- ▶ 2010 sanctioned by Indy Racing League

**TRACK RECORDS**

	Date	Driver	Time	Speed	Laps	Miles
Pole	4/10/10	Will Power	1:10.1356	118.057	1	2.3
Race	4/11/10	Helio Castroneves	1:56:41.3928	106.438	90	207

**POLE WINNERS**

Date	Driver	Time	Speed	Laps	Miles	Sanction
4/10/10	Will Power	1:10.1356	118.057	1	2.3	IRL

**RACE WINNERS**

Date	Driver	Time	Speed	Laps	Miles	Sanction
4/11/10	Helio Castroneves	1:56:41.3928	106.438	90	207	IRL



**Brazil****Streets of Sao Paulo | Sao Paulo, Brazil**

- ▶ 2.536-Mile Temporary Street Course (2010-Present)
- ▶ 2010 sanctioned by Indy Racing League

**TRACK RECORDS**

	Date	Driver	Time	Speed	Laps	Miles
Pole	3/13/10	Dario Franchitti	1:27.7354	118.057	1	2.536
Race	3/14/10	Will Power	2:00:57.7112	76.733	61	154.696

**POLE WINNERS**

Date	Driver	Time	Speed	Laps	Miles	Sanction
3/13/10	Dario Franchitti	1:27.7354	118.057	1	2.536	IRL

**RACE WINNERS**

Date	Driver	Time	Speed	Laps	Miles	Sanction
3/14/10	Will Power	2:00:57.7112	76.733	61	154.696	IRL

**Edmonton****Edmonton City Centre Airport | Edmonton, Alberta, Canada**

- ▶ 1.973-Mile Temporary Airport Course (2005-Present)
- ▶ 2005-2007 sanctioned by Champ Car
- ▶ 2008-2010 sanctioned by Indy Racing League

**TRACK RECORDS**

	<b>Date</b>	<b>Driver</b>	<b>Time</b>	<b>Speed</b>	<b>Laps</b>	<b>Miles</b>
Pole	7/21/07	Will Power	58.403	121.617	1	1.973
Race	7/22/07	Sebastian Bourdais	1:45:41.953	107.517	96	189.408
	7/25/09	Will Power	1:42:42.3773	109.498	95	187.435
	7/26/08	Scott Dixon	1:51:05.7039	96.967	91	179.573
	7/17/05	Sebastian Bourdais	1:38:55.730	105.302	88	173.624
	7/23/06	Justin Wilson	1:40:30.635	100.112	85	167.705

**POLE WINNERS**

<b>Date</b>	<b>Driver</b>	<b>Time</b>	<b>Speed</b>	<b>Laps</b>	<b>Miles</b>	<b>Sanction</b>
7/16/05	A.J. Allmendinger	58.628	121.150	1	1.973	CCWS
7/22/06	Sebastian Bourdais	58.560	121.291	1	1.973	CCWS
7/21/07	Will Power	58.403	121.617	1	1.973	CCWS
7/25/08	Ryan Briscoe	1:00.7311	116.955	1	1.973	IRL
7/25/08	Will Power	1:01.0133	116.414	1	1.973	IRL
7/24/10	Will Power	1:00.7126	116.991	1	1.973	IRL

**RACE WINNERS**

<b>Date</b>	<b>Driver</b>	<b>Time</b>	<b>Speed</b>	<b>Laps</b>	<b>Miles</b>	<b>Sanction</b>
7/17/05	Sebastian Bourdais	1:38:55.730	105.302	88	173.624	CCWS
7/23/06	Justin Wilson	1:40:30.635	100.112	85	167.705	CCWS
7/22/07	Sebastian Bourdais	1:45:41.953	107.517	96	189.408	CCWS
7/26/08	Scott Dixon	1:51:05.7039	96.967	91	179.573	IRL
7/26/09	Will Power	1:42:42.3773	109.498	95	187.435	IRL
7/25/10	Scott Dixon	1:50:37.0551	101.666	95	187.435	IRL

## Indianapolis

### Indianapolis Motor Speedway | Speedway, Indiana

- ▶ 2.5-mile Oval
- ▶ 1911-1955 sanctioned by AAA
- ▶ 1956-1995 sanctioned by USAC
- ▶ 1996-2010 sanctioned by Indy Racing League

#### TRACK RECORDS

	Date	Driver	Time	Speed	Laps	Miles
Pole	5/12/96	Arie Luyendyk	38.895	237.498	1	2.5
	5/12/96	Arie Luyendyk	2:31.908	236.986	4	10
Race	5/27/90	Arie Luyendyk	2:41:18.404	185.981	200	500

#### POLE WINNERS

Date	Driver	Time	Speed	Laps	Miles	Sanction
1911	Lewis Strang	First Entered		N/A	N/A	AAA
1912	Gil Anderson	First Entered		N/A	N/A	AAA
1913	Caleb Bragg	Drew Pole		N/A	N/A	AAA
1914	Jean Chassagne	Drew Pole		N/A	N/A	AAA
1915	Howard Wilcox	1:31.00	98.900	1	2.5	AAA
1916	Johnny Aitken	1:33.08	96.690	1	2.5	AAA
1919	Rene Thomas	1:25.89	104.780	1	2.5	AAA
1920	Ralph DePalma	6:03.08	99.150	4	10	AAA
1921	Ralph DePalma	5:57.34	100.750	4	10	AAA
1922	Jimmy Murphy	5:58.24	100.500	4	10	AAA
1923	Tommy Milton	5:32.81	108.170	4	10	AAA
1924	Jimmy Murphy	5:33.22	108.037	4	10	AAA
1925	Leon Duray	5:18.03	113.196	4	10	AAA
1926	Earl Cooper	5:22.19	111.735	4	10	AAA
1927	Frank Lockhart	4:59.75	120.100	4	10	AAA
1928	Leon Duray	4:54.14	122.391	4	10	AAA
1929	Cliff Woodbury	4:58.51	120.599	4	10	AAA
1930	Billy Arnold	5:17.83	113.268	4	10	AAA
1931	Russ Snowberger	5:19.16	112.769	4	10	AAA
1932	Lou Moore	5:06.74	117.363	4	10	AAA
1933	Bill Cummings	12:39.30	118.530	10	25	AAA
1934	Kelly Petillo	12:34.22	119.329	10	25	AAA
1935	Rex Mays	12:25.43	120.736	10	25	AAA
1936	Rex Mays	12:32.23	119.644	10	25	AAA
1937	Bill Cummings	12:09.67	123.343	10	25	AAA
1938	Floyd Roberts	11:56.10	125.681	10	25	AAA
1939	Jimmy Snyder	4:36.63	130.138	4	10	AAA
1940	Rex Mays	4:41.58	127.850	4	10	AAA
1941	Mauri Rose	4:39.74	128.691	4	10	AAA
1946	Cliff Bergere	4:44.65	126.471	4	10	AAA
1947	Ted Horn	4:44.44	126.564	4	10	AAA
1948	Rex Mays	4:35.70	130.577	4	10	AAA
1949	Duke Nalon	4:30.80	132.939	4	10	AAA
1950	Walt Faulkner	4:27.97	134.343	4	10	AAA
1951	Duke Nalon	4:23.74	136.498	4	10	AAA
1952	Fred Agabashian	4:20.85	138.010	4	10	AAA
1953	Bill Vukovich	4:20.13	138.392	4	10	AAA
1954	Jack McGrath	4:15.26	141.033	4	10	AAA
1955	Jerry Hoyt	4:17.06	140.045	4	10	AAA
1956	Pat Flaherty	4:07.26	145.596	4	10	USAC
1957	Pat O'Connor	4:10.09	143.948	4	10	USAC
1958	Dick Rathmann	4:06.62	145.974	4	10	USAC
1959	Johnny Thomson	4:06.73	145.908	4	10	USAC
1960	Eddie Sachs	4:05.58	146.592	4	10	USAC
1961	Eddie Sachs	4:04.10	147.481	4	10	USAC
1962	Parnelli Jones	3:59.41	150.370	4	10	USAC
1963	Parnelli Jones	3:58.17	151.153	4	10	USAC
1964	Jim Clark	3:46.66	158.828	4	10	USAC
1965	A.J. Foyt	3:43.28	161.233	4	10	USAC
1966	Mario Andretti	3:37.00	165.899	4	10	USAC
1967	Mario Andretti	3:33.04	168.982	4	10	USAC

CONTINUED ON NEXT PAGE ▶▶

**Indianapolis** *(continued)*

Date	Driver	Time	Speed	Laps	Miles	Sanction
1968	Joe Leonard	3:29.84	171.559	4	10	USAC
1969	A.J. Foyt	3:31.06	170.568	4	10	USAC
1970	Al Unser	3:31.49	170.221	4	10	USAC
1971	Peter Revson	3:21.46	178.696	4	10	USAC
1972	Bobby Unser	3:03.73	195.940	4	10	USAC
1973	Johnny Rutherford	3:01.44	198.413	4	10	USAC
1974	A.J. Foyt	3:07.86	191.632	4	10	USAC
1975	A.J. Foyt	3:05.59	193.976	4	10	USAC
1976	Johnny Rutherford	3:10.52	188.957	4	10	USAC
1977	Tom Sneva	3:01.01	198.884	4	10	USAC
1978	Tom Sneva	2:58.08	202.156	4	10	USAC
1979	Rick Mears	3:05.82	193.736	4	10	USAC
1980	Johnny Rutherford	3:07.25	192.256	4	10	USAC
1981	Bobby Unser	2:59.51	200.546	4	10	USAC
1982	Rick Mears	2:53.91	207.004	4	10	USAC
1983	Teo Fabi	2:53.58	207.395	4	10	USAC
1984	Tom Sneva	2:51.405	210.029	4	10	USAC
1985	Pancho Carter	2:49.346	212.583	4	10	USAC
1986	Rick Mears	2:46.030	216.828	4	10	USAC
1987	Mario Andretti	2:47.139	215.390	4	10	USAC
1988	Rick Mears	2:44.235	219.198	4	10	USAC
1989	Rick Mears	2:40.797	223.885	4	10	USAC
1990	Emerson Fittipaldi	2:39.786	225.301	4	10	USAC
1991	Rick Mears	2:40.633	224.113	4	10	USAC
1992	Roberto Guerrero	2:34.851	232.482	4	10	USAC
1993	Arie Luyendyk	2:40.738	223.967	4	10	USAC
1994	Al Unser Jr.	2:37.887	228.011	4	10	USAC
1995	Scott Brayton	2:35.438	231.604	4	10	USAC
1996	Scott Brayton	2:34.440	233.718	4	10	IRL
1997	Arie Luyendyk	2:44.939	218.263	4	10	IRL
1998	Billy Boat	2:41.503	223.503	4	10	IRL
1999	Arie Luyendyk	2:39.873	225.179	4	10	IRL
2000	Greg Ray	2:41.095	223.471	4	10	IRL
2001	Scott Sharp	2:39.265	226.037	4	10	IRL
2002	Bruno Junqueira	2:35.6136	231.342	4	10	IRL
2003	Helio Castroneves	2:35.3564	231.725	4	10	IRL
2004	Buddy Rice	2:42.1445	222.024	4	10	IRL
2005	Tony Kanaan	2:38.1961	227.566	4	10	IRL
2006	Sam Hornish Jr.	2:37.2155	228.985	4	10	IRL
2007	Helio Castroneves	2:39.4214	225.817	4	10	IRL
2008	Scott Dixon	2:39.0348	226.366	4	10	IRL
2009	Helio Castroneves	2:40.0967	224.864	4	10	IRL
2010	Helio Castroneves	2:37.9154	227.970	4	10	IRL

**RACE WINNERS**

Date	Driver	Time	Speed	Laps	Miles	Sanction
5/30/11	Ray Harroun	6:42:08.00	74.602	200	500	AAA
5/30/12	Joe Dawson	6:21:06.00	78.719	200	500	AAA
5/30/13	Jules Goux	6:35:05.00	75.933	200	500	AAA
5/30/14	Rene Thomas	6:03:45.00	82.474	200	500	AAA
5/29/15	Ralph DePalma	5:33:55.51	89.840	200	500	AAA
5/30/16	Dario Resta	3:34:17.00	84.001	120	300	AAA
5/30/19	Howdy Wilcox	5:40:42.87	88.050	200	500	AAA
5/31/20	Gaston Chevrolet	5:38:32.00	88.618	200	500	AAA
5/30/21	Tommy Milton	5:34:44.65	89.621	200	500	AAA
5/30/22	Jimmy Murphy	5:17:30.79	94.484	200	500	AAA
5/30/23	Tommy Milton	5:29:50.17	90.954	200	500	AAA
5/30/24	L.L. Corum – Joe Boyer	5:05:23.51	98.234	200	500	AAA
5/30/25	Peter DePaolo	4:56:39.46	101.127	200	500	AAA
5/31/26	Frank Lockhart	4:10:14.95	95.904	160	400	AAA
5/30/27	George Souders	5:07:33.08	97.545	200	500	AAA
5/30/28	Louis Meyer	5:01:33.75	99.482	200	500	AAA
5/30/29	Ray Keech	5:07:25.42	97.585	200	500	AAA
5/30/30	Billy Arnold	4:58:39.72	100.448	200	500	AAA
5/30/31	Louis Schneider	5:10:27.93	96.629	200	500	AAA
5/30/32	Fred Frame	4:48:03.79	104.144	200	500	AAA
5/30/33	Louis Meyer	4:48:00.75	104.162	200	500	AAA
5/30/34	Bill Cummings	4:46:05.20	104.863	200	500	AAA
5/30/35	Kelly Petillo	4:42:22.71	106.240	200	500	AAA

CONTINUED ON NEXT PAGE ►►

**Indianapolis** (continued)

Date	Driver	Time	Speed	Laps	Miles	Sanction
5/30/36	Louis Meyer	4:35:03.39	109.069	200	500	AAA
5/31/37	Wilbur Shaw	4:24:07.80	113.580	200	500	AAA
5/30/38	Floyd Roberts	4:15:58.20	117.200	200	500	AAA
5/30/39	Wilbur Shaw	4:20:47.39	115.035	200	500	AAA
5/30/40	Wilbur Shaw	4:22:31.17	114.277	200	500	AAA
5/30/41	Floyd Davis – Mauri Rose	4:20:36.24	115.117	200	500	AAA
5/30/46	George Robson	4:21:16.70	114.820	200	500	AAA
5/30/47	Mauri Rose	4:17:52.17	116.338	200	500	AAA
5/31/48	Mauri Rose	4:10:23.33	119.814	200	500	AAA
5/30/49	Bill Holland	4:07:15.97	121.327	200	500	AAA
5/30/50	Johnnie Parsons	2:46:55.97	124.002	138	345	AAA
5/30/51	Lee Wallard	3:57:38.05	126.244	200	500	AAA
5/30/52	Troy Ruttman	3:52:41.88	128.922	200	500	AAA
5/30/53	Bill Vukovich	3:53:01.69	128.740	200	500	AAA
5/31/54	Bill Vukovich	3:49:17.27	130.840	200	500	AAA
5/30/55	Bob Sweikert	3:53:59.53	128.209	200	500	AAA
5/30/56	Pat Flaherty	3:53:28.84	128.490	200	500	USAC
5/30/57	Sam Hanks	3:41:14.25	135.601	200	500	USAC
5/30/58	Jimmy Bryan	3:44:13.80	133.791	200	500	USAC
5/30/59	Rodger Ward	3:40:49.20	135.857	200	500	USAC
5/30/60	Jim Rathmann	3:36:11.36	138.767	200	500	USAC
5/30/61	A.J. Foyt	3:35:37.49	139.131	200	500	USAC
5/30/62	Rodger Ward	3:33:50.33	140.293	200	500	USAC
5/30/63	Parnelli Jones	3:29:35.40	143.137	200	500	USAC
5/30/64	A.J. Foyt	3:23:35.83	147.350	200	500	USAC
5/31/65	Jim Clark	3:19:05.34	150.686	200	500	USAC
5/30/66	Graham Hill	3:27:52.53	144.317	200	500	USAC
5/30/67	A.J. Foyt	3:18:24.22	151.207	200	500	USAC
5/30/68	Bobby Unser	3:16:13.76	152.882	200	500	USAC
5/30/69	Mario Andretti	3:11:14.71	156.867	200	500	USAC
5/30/70	Al Unser	3:12:37.04	155.749	200	500	USAC
5/29/71	Al Unser	3:10:11.56	157.735	200	500	USAC
5/27/72	Mark Donohue	3:04:05.54	162.962	200	500	USAC
5/28/73	Gordon Johncock	2:05:26.59	159.036	133	332.5	USAC
5/26/74	Johnny Rutherford	3:09:10.06	158.589	200	500	USAC
5/25/75	Bobby Unser	2:54:55.08	149.213	174	435	USAC
5/30/76	Johnny Rutherford	1:42:52.48	148.725	102	255	USAC
5/29/77	A.J. Foyt	3:05:57.16	161.331	200	500	USAC
5/28/78	Al Unser	3:05:54.99	161.363	200	500	USAC
5/27/79	Rick Mears	3:08:47.97	158.899	200	500	USAC
5/25/80	Johnny Rutherford	3:29:59.56	142.862	200	500	USAC
5/24/81	Bobby Unser	3:35:41.78	139.084	200	500	USAC
5/30/82	Gordon Johncock	3:05:09.14	162.029	200	500	USAC
5/29/83	Tom Sneva	3:05:03.066	162.117	200	500	USAC
5/27/84	Rick Mears	3:03:21.660	163.612	200	500	USAC
5/26/85	Danny Sullivan	3:16:06.069	152.982	200	500	USAC
5/31/86	Bobby Rahal	2:55:43.480	170.722	200	500	USAC
5/24/87	Al Unser	3:04:59.147	162.175	200	500	USAC
5/29/88	Rick Mears	3:27:10.204	144.809	200	500	USAC
5/28/89	Emerson Fittipaldi	2:59:01.049	167.581	200	500	USAC
5/27/90	Arie Luyendyk	2:41:18.404	185.981	200	500	USAC
5/26/91	Rick Mears	2:50:00.791	176.457	200	500	USAC
5/24/92	Al Unser Jr.	3:43:05.148	134.477	200	500	USAC
5/30/93	Emerson Fittipaldi	3:10:49.860	157.207	200	500	USAC
5/29/94	Al Unser Jr.	3:06:29.006	160.872	200	500	USAC
5/28/95	Jacques Villeneuve	3:15:17.561	153.616	200	500	USAC
5/26/96	Buddy Lazier	3:22:45.753	147.956	200	500	IRL
5/27/97	Arie Luyendyk	3:25:43.388	145.827	200	500	IRL
5/24/98	Eddie Cheever Jr.	3:26:40.524	145.155	200	500	IRL
5/30/99	Kenny Brack	3:15:51.182	153.176	200	500	IRL
5/28/00	Juan Pablo Montoya	2:58:59.431	167.067	200	500	IRL
5/27/01	Helio Castroneves	3:31:54.180	141.574	200	500	IRL
5/26/02	Helio Castroneves	3:00:108714	166.499	200	500	IRL
5/25/03	Gil de Ferran	3:11:56.9891	156.291	200	500	IRL
5/30/04	Buddy Rice	3:14:55.2395	138.518	180	450	IRL
5/29/05	Dan Wheldon	3:10:21.0769	157.603	200	500	IRL
5/28/06	Sam Hornish Jr.	3:10:58.7590	157.085	200	500	IRL
5/27/07	Dario Franchitti	2:44:03.5608	151.774	166	415	IRL
5/25/08	Scott Dixon	3:28:57.6792	143.567	200	500	IRL
5/29/09	Helio Castroneves	3:19:34.6427	150.318	200	500	IRL
5/30/10	Dario Franchitti	3:05:37.0131	161.623	200	500	IRL

## Infineon

### Infineon Raceway | Sonoma, California

- ▶ 2.303-mile Permanent road course
- ▶ 1968 sanctioned by USAC
- ▶ 2005-2010 sanctioned by Indy Racing League

#### TRACK RECORDS

	Date	Driver	Time	Speed	Laps	Miles
Pole	8/21/10	Will Power	1:16.5282	108.337	1	2.303
Race	8/24/08	Helio Castroneves	1:50:15.8282	100.254	80	184.24
	8/23/09	Dario Franchitti	1:49:23.0073	94.745	75	175

#### POLE WINNERS

Date	Driver	Time	Speed	Laps	Miles	Sanction
4/6/70	Mark Donohue	1:37.226	93.419	1	2.523	USAC
8/27/05	Ryan Briscoe	1:16.4913	108.248	1	2.303	IRL
8/26/06	Scott Dixon	1:17.0344	107.484	1	2.303	IRL
8/25/07	Dario Franchitti	1:16.7017	107.951	1	2.303	IRL
8/23/08	Helio Castroneves	1:16.9027	105.438	1	2.303	IRL
8/22/09	Dario Franchitti	1:16.7987	107.955	1	2.303	IRL
8/21/10	Will Power	1:16.5282	108.337	1	2.303	IRL

#### RACE WINNERS

Date	Driver	Time	Speed	Laps	Miles	Sanction
4/7/70	Dan Gurney	1:44.26	86.179	60	151.38	USAC
8/28/05	Tony Kanaan	2:01:15.9187	91.040	80	184.24	IRL
8/27/06	Marco Andretti	1:58:05.5416	93.486	80	184.24	IRL
8/26/07	Scott Dixon	1:51:58.5533	98.593	80	184.24	IRL
8/24/08	Helio Castroneves	1:50:15.8282	100.254	80	184.24	IRL
8/23/09	Dario Franchitti	1:49:23.0073	94.745	75	175	IRL
8/22/10	Will Power	1:52:34.1915	92.063	75	175	IRL

**Iowa****Iowa Speedway | Newton, Iowa**

- ▶ .875-mile Oval
- ▶ 2007-2010 sanctioned by Indy Racing League

**TRACK RECORDS**

	Date	Driver	Time	Speed	Laps	Miles
Pole	6/19/10	Will Power	1:10.9925	181.337	4	3.5
Race	6/22/08	Dan Wheldon	1:38:35.8923	136.007	250	223.5

**POLE WINNERS**

Date	Driver	Time	Speed	Laps	Miles	Sanction
6/23/07	Scott Dixon	17.6486	182.360	1	0.875	IRL
6/21/08	Scott Dixon*	—	—	—	—	IRL
6/20/09	Helio Castroneves*	—	—	—	—	IRL
6/19/10	Will Power	1:10.9925	181.337	4	3.5	IRL

\*Starting line-up based on entrant points

**RACE WINNERS**

Date	Driver	Time	Speed	Laps	Miles	Sanction
6/23/07	Dario Franchitti	1:48:14.1344	123.896	250	223.5	IRL
6/21/08	Dan Wheldon	1:38:35.8923	136.007	250	223.5	IRL
6/20/09	Dario Franchitti	1:39:47.9077	134.371	250	223.5	IRL
6/19/10	Tony Kanaan	1:42:12.4036	131.205	250	223.5	IRL

## Japan

## Twin Ring Motegi | Motegi, Japan

- ▶ 1.5-mile Oval
- ▶ 1998-2002 sanctioned by CART
- ▶ 2003-2010 sanctioned by Indy Racing League

## TRACK RECORDS

	Date	Driver	Time	Speed	Laps	Miles
Pole	4/9/99	Gil de Ferran	25.463	219.000	1	1.549
	4/16/04	Dan Wheldon	26.5938	205.762	1	1.5
	9/18/09	Scott Dixon	1:48.3400	202.031	4	6
	9/18/10	Helio Castroneves	54.1803	201.992	2	3
Race	5/19/01	Kenny Brack	1:44:48.888	178.113	201	311.349
	5/24/97	Paul Tracy	2:37:46.135	113.984	236	299.72
	4/17/04	Dan Wheldon	1:49:48.2611	166.114	200	300

## POLE WINNERS

Date	Driver	Time	Speed	Laps	Miles	Sanction
3/27/98	Jimmy Vasser*	25.548	217.964	1	1.549	CART
4/9/99	Gil de Ferran	25.463	217.900	1	1.549	CART
5/12/00	Juan Pablo Montoya	26.237	212.540	1	1.549	CART
5/18/01	Helio Castroneves	25.849	215.591	1	1.549	CART
4/26/02	Bruno Junqueira	25.907	215.108	1	1.549	CART
4/12/03	Scott Dixon*	26.435	206.966	1	1.5	IRL
4/16/04	Dan Wheldon	26.5938	205.762	1	1.5	IRL
4/29/05	Sam Hornish Jr.	26.7266	204.740	1	1.5	IRL
4/21/06	Helio Castroneves**	—	—	1	1.5	IRL
4/20/07	Helio Castroneves	26.6416	205.393	1	1.5	IRL
4/19/08	Helio Castroneves**	—	—	1	1.5	IRL
9/18/09	Scott Dixon	1:48.3400	202.031	4	6	IRL
9/18/10	Helio Castroneves	54.1803	201.992	2	3	IRL

\*Qualifying rained out, starting line-up set by practice times.

\*\*Qualifying rained out, starting line-up set by entrant points.

## RACE WINNERS

Date	Driver	Time	Speed	Laps	Miles	Sanction
5/24/97	Paul Tracy	2:37:46.135	113.984	236	299.72	CART
3/28/98	Adrian Fernandez	1:57:12.016	159.393	201	311.349	CART
4/10/99	Adrian Fernandez	1:46:01.463	176.195	201	311.349	CART
5/14/00	Michael Andretti	1:58:52.201	157.154	201	311.349	CART
5/19/01	Kenny Brack	1:44:48.888	178.113	201	311.349	CART
4/27/02	Bruno Junqueira	2:00:05.882	155.447	201	311.349	IRL
4/13/03	Scott Sharp	2:21:17.8256	129.090	200	300	IRL
4/17/04	Dan Wheldon	1:49:48.2611	166.114	200	300	IRL
4/30/05	Dan Wheldon	2:16:46.0711	133.365	200	300	IRL
4/22/06	Helio Castroneves	1:59:01.3704	153.248	200	300	IRL
4/21/07	Tony Kanaan	1:52:23.2574	162.295	200	300	IRL
4/20/08	Danica Patrick	1:51:02.6739	164.258	200	300	IRL
9/19/09	Scott Dixon	1:51:37.6411	163.401	200	300	IRL
9/19/10	Helio Castroneves	2:04:04.4780	147.008	200	300	IRL



## Kentucky

### Kentucky Speedway | Sparta, Kentucky

- ▶ 1.5-mile Oval
- ▶ 2000-2010 sanctioned by Indy Racing League

#### TRACK RECORDS

	Date	Driver	Time	Speed	Laps	Miles
Pole	8/10/02	Sarah Fisher	24.0661	221.390	1	1.5
	8/8/08	Scott Dixon	1:37.3293	218.968	4	6
	9/3/10	Ed Carpenter	48.8958	217.933	2	3
Race	8/1/09	Ryan Briscoe	1:28:24.3246	200.893	200	300

#### POLE WINNERS

Date	Driver	Time	Speed	Laps	Miles	Sanction
8/26/00	Scott Goodyear	24.636	219.191	1	1.5	IRL
8/11/01	Scott Sharp	25.1633	214.598	1	1.5	IRL
8/10/02	Sarah Fisher	24.0661	221.390	1	1.5	IRL
8/16/03	Sam Hornish Jr.	24.2608	219.614	1	1.5	IRL
8/14/04	Buddy Rice	24.6648	216.016	1	1.5	IRL
8/13/05	Danica Patrick*	25.1568	217.516	1	1.5	IRL
8/12/06	Helio Castroneves	24.3154	218.328	1	1.5	IRL
8/10/07	Tony Kanaan	24.4307	218.086	1	1.5	IRL
8/8/08	Scott Dixon	1:37.3293	218.968	4	6	IRL
7/31/09	Scott Dixon**	—	—	4	6	IRL
9/3/10	Ed Carpenter	48.8958	217.933	2	3	IRL

\*Qualifying rained out, starting line-up set by practice times.

\*\*Qualifying rained out, starting line-up set by entrant points.

#### RACE WINNERS

Date	Driver	Time	Speed	Laps	Miles	Sanction
8/27/00	Buddy Lazier	1:49:21.309	164.601	200	300	IRL
8/12/01	Buddy Lazier	1:42:54.5930	174.910	200	300	IRL
8/11/02	Felipe Giaffone	1:59:10.5244	149.024	200	300	IRL
8/17/03	Sam Hornish Jr.	1:29:44.6120	197.897	200	300	IRL
8/15/04	Adrian Fernandez	1:38:20.7207	180.588	200	300	IRL
8/14/05	Scott Sharp	1:40:55.1889	175.981	200	300	IRL
8/13/06	Sam Hornish Jr.	1:44:03.4120	170.676	200	300	IRL
8/11/07	Tony Kanaan	1:38:21.7078	180.558	200	300	IRL
8/9/08	Scott Dixon	1:36:42.3467	183.650	200	300	IRL
8/1/09	Ryan Briscoe	1:28:24.3246	200.893	200	300	IRL
9/4/10	Helio Castroneves	1:41:50.0009	174.402	200	300	IRL

**Las Vegas****Las Vegas Motor Speedway | Las Vegas, Nevada**

- ▶ 1.5-mile Oval
- ▶ 1996-2000 sanctioned by Indy Racing League
- ▶ 2004-2005 sanctioned by Champ Car

**TRACK RECORDS**

	Date	Driver	Time	Speed	Laps	Miles
Pole	9/14/96	Arie Luyendyk	23.842	226.491	1	1.5
Race	10/11/97	Eliseo Salazar	2:11:07.000	142.757	208	312
	9/15/96	Richie Hearn	2:32:14.345	115.171	200	300
	9/24/05	Sebastien Bourdais	1:26:22.636	172.962	166	249

**POLE WINNERS**

Date	Driver	Time	Speed	Laps	Miles	Sanction
9/14/96	Arie Luyendyk	23.842	226.491	1	1.5	IRL
10/10/97	Billy Boat	26.035	207.413	1	1.5	IRL
10/10/98	Billy Boat	25.167	214.567	1	1.5	IRL
9/25/99	Sam Schmidt	25.780	209.465	1	1.5	IRL
4/21/00	Mark Dismore	26.390	204.623	1	1.5	IRL
9/24/04	Patrick Carpentier	26.190	206.186	1	1.5	CCWS
9/23/05	Sebastien Bourdais	26.381	204.693	1	1.5	CCWS

**RACE WINNERS**

Date	Driver	Time	Speed	Laps	Miles	Sanction
9/15/96	Richie Hearn	2:36:17.345	115.171	200	300	IRL
10/11/97	Eliseo Salazar	2:11:07.000	142.757	208	312	IRL
10/11/98	Arie Luyendyk	2:18:19.202	135.338	208	312	IRL
9/26/99	Sam Schmidt	2:29:50.204	124.936	208	312	IRL
4/22/00	Al Unser Jr.	2:16:57.045	136.691	208	312	IRL
9/25/04	Sebastien Bourdais	1:29:01.061	167.832	166	249	CCWS
9/24/05	Sebastien Bourdais	1:26:22.636	172.962	166	249	CCWS

## Long Beach

### Streets of Long Beach | Long Beach, California

- ▶ 1.968-mile Temporary Street Course
- ▶ 1984-2003 sanctioned by CART
- ▶ 2004-2008 sanctioned by Champ Car
- ▶ 2009-2010 sanctioned by Indy Racing League

#### TRACK RECORDS

	Date	Driver	Time	Speed	Laps	Miles
Pole	4/19/08	Justin Wilson	1:06.902	105.898	1	1.968
	4/17/99	Tony Kanaan	1:01.109	107.454	1	1.824
	4/13/85	Mario Andretti	1:05.213	92.190	1	1.670
	4/11/97	Gil de Ferran	51.293	111.313	1	1.586
Race	4/18/10	Ryan Hunter-Reay	1:47:12.5404	93.619	85	167.28
	4/9/06	Sebastien Bourdais	1:40:07.670	87.268	74	145.632
	4/15/07	Sebastien Bourdais	1:40:43.975	91.432	78	153.504
	4/18/04	Paul Tracy	1:44:12.348	91.785	81	159.408
	4/8/01	Helio Castroneves	1:52:17.779	86.223	82	161.376
	4/20/08	Will Power	1:45:25.415	92.964	83	163.344
	4/13/03	Paul Tracy	1:56:01.792	91.590	90	177.120
	4/16/89	Al Unser Jr.	1:51:19.786	85.503	95	158.65
	4/17/94	Al Unser Jr.	1:40:53.582	99.034	105	166.53
	4/1/84	Mario Andretti	2:15:23.337	82.898	112	187.04

#### POLE WINNERS

Date	Driver	Time	Speed	Laps	Miles	Sanction
3/31/84	Mario Andretti	1:06.263	90.729	1	1.670	CART
4/13/85	Mario Andretti	1:05.213	92.190	1	1.670	CART
4/12/86	Danny Sullivan	1:06.565	90.318	1	1.670	CART
4/4/87	Mario Andretti	1:05.886	91.249	1	1.670	CART
4/16/88	Danny Sullivan	1:06.607	90.261	1	1.670	CART
4/15/89	Al Unser Jr.	1:06.255	90.740	1	1.670	CART
4/21/90	Al Unser Jr.	1:06.798	90.003	1	1.670	CART
4/13/91	Michael Andretti	1:06.306	90.671	1	1.670	CART
4/11/92	Michael Andretti	53.872	105.985	1	1.586	CART
4/17/93	Nigel Mansell	52.903	107.926	1	1.586	CART
4/16/94	Paul Tracy	52.780	108.177	1	1.586	CART
4/8/95	Michael Andretti	52.482	108.792	1	1.586	CART
4/13/96	Gil de Ferran	52.208	109.363	1	1.586	CART
4/11/97	Gil de Ferran	51.293	111.313	1	1.586	CART
4/3/98	Bryan Herta	50.945	111.226	1	1.586	CART
4/17/99	Tony Kanaan	1:01.109	107.454	1	1.824	CART
4/15/00	Gil de Ferran	1:07.494	104.969	1	1.968	CART
4/7/01	Helio Castroneves	1:08.556	103.343	1	1.968	CART
4/13/02	Jimmy Vasser	1:07.742	104.585	1	1.968	CART
4/12/03	Michel Jourdain Jr.	1:08.177	103.918	1	1.968	CART
4/16/04	Bruno Junqueira	1:08.913	102.808	1	1.968	CCWS
4/9/05	Paul Tracy	1:07.485	104.983	1	1.968	CCWS
4/8/06	Sebastien Bourdais	1:06.886	105.924	1	1.968	CCWS
4/14/07	Sebastien Bourdais	1:07.546	104.889	1	1.968	CCWS
4/19/08	Justin Wilson	1:06.902	105.898	1	1.968	CCWS
4/18/09	Will Power	1:09.7107	101.631	1	1.968	IRL
4/17/10	Will Power	1:09.3185	102.206	1	1.968	IRL

#### RACE WINNERS

Date	Driver	Time	Speed	Laps	Miles	Sanction
4/1/84	Mario Andretti	2:15:23.337	82.898	112	187.04	CART
4/14/85	Mario Andretti	1:42:50.070	87.694	90	150.3	CART
4/13/86	Michael Andretti	1:57:34.180	80.965	95	158.65	CART
4/5/87	Mario Andretti	1:51:33.036	85.330	95	158.65	CART
4/17/88	Al Unser Jr.	1:53:47.340	83.665	95	158.65	CART
4/16/89	Al Unser Jr.	1:51:19.786	85.503	95	158.65	CART
4/22/90	Al Unser Jr.	1:53:00.937	84.227	95	158.65	CART

CONTINUED ON NEXT PAGE ▶▶

**Long Beach** *(continued)*

Date	Driver	Time	Speed	Laps	Miles	Sanction
4/14/91	Al Unser Jr.	1:57:14.162	81.197	95	158.65	CART
4/12/92	Danny Sullivan	1:48:56.715	91.714	105	166.53	CART
4/18/93	Paul Tracy	1:47:36.418	92.855	105	166.53	CART
4/17/94	Al Unser Jr.	1:40:53.582	99.034	105	166.53	CART
4/9/95	Al Unser Jr.	1:49:32.667	91.212	105	166.53	CART
4/14/96	Jimmy Vasser	1:44:02.363	96.039	105	166.53	CART
4/13/97	Alex Zanardi	1:46:17.792	93.999	105	166.53	CART
4/5/98	Alex Zanardi	1:51:29.113	88.946	105	166.53	CART
4/18/99	Juan Pablo Montoya	1:45:48.688	87.915	85	155.04	CART
4/16/00	Paul Tracy	1:57:11.132	82.626	82	161.376	CART
4/8/01	Helio Castroneves	1:52:17.779	86.223	82	161.376	CART
4/14/02	Michael Andretti	2:02:14.542	86.935	90	177.120	CART
4/13/03	Paul Tracy	1:56:01.792	91.590	90	177.120	CART
4/18/04	Paul Tracy	1:44:12.348	91.785	81	159.408	CCWS
4/10/05	Sebastien Bourdais	1:46:29.768	89.811	81	159.408	CCWS
4/9/06	Sebastien Bourdais	1:40:07.670	87.268	74	145.632	CCWS
4/15/07	Sebastien Bourdais	1:40:43.975	91.432	78	153.504	CCWS
4/20/08	Will Power	1:45:25.415	92.964	83	163.344	CCWS
4/19/09	Dario Franchitti	1:58:47.4658	84.491	85	167.28	IRL
4/18/10	Ryan Hunter-Reay	1:47:12.5404	93.619	85	167.28	IRL

## Mid-Ohio

### Mid-Ohio Sports Car Course | Lexington, Ohio

- ▶ 2.258-mile Permanent Road Course
- ▶ 1980 sanctioned by USAC
- ▶ 1983-2003 sanctioned by CART
- ▶ 2007-2010 sanctioned by Indy Racing League

#### TRACK RECORDS

	Date	Driver	Time	Speed	Laps	Miles
Pole	8/12/00	Gil de Ferran	1:05.347	124.394	1	2.258
	8/13/99	Dario Franchitti**	1:05.347	124.394	1	2.258
	9/5/87	Roberto Guerrero	1:15.585	114.308	1	2.400
Race	8/9/09	Scott Dixon	1:46:05.7985	108.541	85	191.93
	7/13/80	Johnny Rutherford	1:48:04.930	88.601	65	156.000
	8/10/97	Alex Zanardi	1:41:16.682	110.456	82+	186.446
	9/6/87	Roberto Guerrero	1:51:58.700	107.431	83+	200.500
	9/16/90	Michael Andretti	2:19:27.000	86.050*	88+	199.994
	8/11/02	Patrick Carpentier	1:56:17.573	106.680	91+	206.769

#### POLE WINNERS

Date	Driver	Time	Speed	Laps	Miles	Sanction
7/12/80	Al Unser	1:24.870	101.803	1	2.400	CART
9/10/83	Bobby Rahal	1:21.364	106.189	1	2.400	CART
9/1/84	Mario Andretti	1:22.215	105.090	1	2.400	CART
8/31/85	Bobby Rahal	1:15.267	114.791	1	2.400	CART
8/30/86	Mario Andretti	1:16.237	113.331	1	2.400	CART
9/5/87	Roberto Guerrero	1:15.585	114.308	1	2.400	CART
9/2/88	Danny Sullivan	1:16.619	112.766	1	2.400	CART
9/2/89	Teo Fabi	1:15.678	114.168	1	2.400	CART
9/15/90	Michael Andretti	1:10.038	116.063*	1	2.258	CART
9/14/91	Michael Andretti	1:09.475	117.003*	1	2.258	CART
9/12/92	Michael Andretti	1:08.766	118.210*	1	2.258	CART
9/11/93	Nigel Mansell	1:08.428	118.793*	1	2.258	CART
8/12/94	Al Unser Jr.	1:07.773	119.942*	1	2.258	CART
8/11/95	Jacques Villeneuve	1:06.836	121.623*	1	2.258	CART
8/10/96	Alex Zanardi	1:06.339	122.534*	1	2.258	CART
8/8/97	Bryan Herta	1:06.277	122.649	1	2.258	CART
8/8/98	Dario Franchitti	1:05.679	123.766	1	2.258	CART
8/13/99	Dario Franchitti**	1:05.347	124.394	1	2.258	CART
8/12/00	Gil de Ferran	1:05.347	124.394	1	2.258	CART
8/11/01	Gil de Ferran	1:05.442	124.214	1	2.258	CART
8/10/02	Patrick Carpentier	1:06.128	122.925	1	2.258	CART
8/9/03	Paul Tracy	1:07.058	121.220	1	2.258	CART
7/21/07	Helio Castroneves	1:06.8375	121.620	1	2.258	IRL
7/19/08	Helio Castroneves	1:07.2480	120.878	1	2.258	IRL
8/8/09	Ryan Briscoe	1:06.6814	121.905	1	2.258	IRL
8/7/10	Will Power	1:07.1997	120.955	1	2.258	IRL

\*Speed recalculated to match new track length. 1997 track remeasured to 2.258 (previous: 2.250).

\*\*Note: Final-day qualifying on 8/14/99 was cancelled due to rain; Franchitti's provisional pole time stood.

#### RACE WINNERS

Date	Driver	Time	Speed	Laps	Miles	Sanction
7/13/80	Johnny Rutherford	1:48:04.930	88.601	65	156.000	CART
9/11/83	Teo Fabi	2:01:49.000	98.755	83+	200.500	CART
9/2/84	Mario Andretti	1:59:50.110	100.388	83+	200.500	CART
9/1/85	Bobby Rahal	1:52:23.200	107.041	83+	200.500	CART
8/31/86	Bobby Rahal	1:56:18.620	103.430	83+	200.500	CART
9/6/87	Roberto Guerrero	1:51:58.700	107.431	83+	200.500	CART
9/4/88	Emerson Fittipaldi	2:14:18.486	89.570	83+	200.500	CART
9/3/89	Teo Fabi	1:54:46.090	104.820	83+	200.500	CART
9/16/90	Michael Andretti	2:19:27.000	86.050*	88+	199.994	CART
9/15/91	Michael Andretti	1:59:49.943	100.137*	88+	199.994	CART
9/13/92	Emerson Fittipaldi	1:51:23.444	107.726*	88+	199.994	CART

CONTINUED ON NEXT PAGE ►►

**Mid-Ohio** *(continued)*

Date	Driver	Time	Speed	Laps	Miles	Sanction
9/12/93	Emerson Fittipaldi	1:56:59.188	102.573*	88+	199.994	CART
8/14/94	Al Unser Jr.	1:40:59.436	110.770*	82+	186.446	CART
9/13/95	Al Unser Jr.	1:44:04.774	107.483*	82+	186.446	CART
8/11/96	Alex Zanardi	1:46:49.448	104.721*	82+	186.446	CART
8/10/97	Alex Zanardi	1:41:16.682	110.456	82+	186.446	CART
8/9/98	Adrian Fernandez	1:53:39.720	98.428	82+	186.446	CART
8/15/99	Juan Pablo Montoya	1:42:03.808	109.606	82+	186.446	CART
8/13/00	Helio Castroneves	1:44:59.029	106.558	82+	186.447	CART
8/12/01	Helio Castroneves	1:44:54.931	106.627	82+	186.450	CART
8/11/02	Patrick Carpentier	1:56:17.573	106.680	91+	206.769	CART
8/10/03	Paul Tracy	1:56:45.737	106.251	91+	206.769	CART
7/22/07	Scott Dixon	1:47:24.0663	107.222	85	191.93	IRL
7/20/08	Ryan Briscoe	2:01:22.8496	94.873	85	191.93	IRL
8/9/09	Scott Dixon	1:46:05.7985	108.541	85	191.93	IRL
8/8/10	Dario Franchitti	1:54:32.2568	100.542	85	191.93	IRL

\*Speed recalculated to match new track length. 1997 track remeasured to 2.258 (previous: 2.250).

Note: + indicates additional distance added to lap total due to Start Line and Finish Line being located at different points on the track.  
1983-1996 + = 1.30 miles; 1997-1998 + = 1.29 miles; 1999-2000 + = 1.291 miles; 2001 + = 1.294 miles; 2002-2003 + = 1.291 miles

## Milwaukee

### The Milwaukee Mile | West Allis, Wisconsin

- ▶ 1.032-mile Oval
- ▶ 1933-1955 sanctioned by AAA
- ▶ 1956-June, 1980 sanctioned by USAC
- ▶ August, 1980 -2003 sanctioned by CART
- ▶ June, 2004; June 2005; June 2006 sanctioned by Champ Car
- ▶ July, 2004; July, 2005; 2006-2009 sanctioned by IRL

#### TRACK RECORDS

	Date	Driver	Time	Speed	Laps	Miles
Pole	5/30/98	Patrick Carpentier	20.028	185.500	1	1.032
	7/23/06	Helio Castroneves	21.1854	172.477	1	1
Race	8/29/37	Rex Mays	1:07:57.390	84.760	96	96
	6/4/61	Rodger Ward	57:46.210	103.860	100	100
	6/13/76	Mike Mosley	1:14:02.360	121.557	150	150
	6/5/94	Al Unser Jr.	1:36:57.964	122.606	192	198.144
	6/4/06	Sebastien Bourdais	1:45:03.946	116.101	197	203.304
	5/31/98	Jimmy Vasser	1:34:17.011	131.349	200	206.4
	6/4/05	Paul Tracy	1:45:01.259	130.301	221	228.072
	5/31/09	Scott Dixon	1:46:49.4110	138.784	225	225
	6/5/00	Juan Pablo Montoya	1:37:38.526	142.684	225	232.2
	6/5/04	Ryan Hunter-Reay	1:59:12.397	129.859	250	258

#### POLE WINNERS

Date	Driver	Time	Speed	Laps	Miles	Sanction
7/16/33	Mauri Rose	43.500	82.759	1	1	AAA
8/28/37	Billy Winn	39.270	91.673	1	1	AAA
8/27/38	Mauri Rose	41.740	86.248	1	1	AAA
8/26/39	Emil Andres	40.640	88.582	1	1	AAA
8/23/41	Rex Mays	41.440	86.873	1	1	AAA
9/21/46	Rex Mays	39.690	90.703	1	1	AAA
6/7/47	Bill Holland	40.690	88.474	1	1	AAA
7/26/47	Tony Bettenhausen	40.480	88.933	1	1	AAA
8/23/47	Duke Dinsmore	39.880	90.271	1	1	AAA
6/5/48	Johnny Mantz	37.480	96.051	1	1	AAA
8/14/48	Myron Fohr	40.110	89.753	1	1	AAA
8/28/48	Paul Russo	38.100	94.488	1	1	AAA
6/4/49	Rex Mays	38.880	92.592	1	1	AAA
8/27/49	Mel Hansen	37.270	96.592	1	1	AAA
6/10/50	Lee Wallard	37.170	96.852	1	1	AAA
8/26/50	Chuck Stevenson	36.450	98.765	1	1	AAA
6/9/51	Jack McGrath	36.530	98.549	1	1	AAA
8/25/51	Johnny McDowell	36.020	99.944	1	1	AAA
6/7/52	Jim Rigsby	35.250	102.128	1	1	AAA
8/23/52	Bob Sweikert	37.560	95.847	1	1	AAA
6/6/53	Manuel Ayulo	35.892	100.301	1	1	AAA
8/29/53	Jack McGrath	36.296	99.184	1	1	AAA
6/6/54	Bill Vukovich	35.732	100.750	1	1	AAA
8/28/54	Sam Hanks	36.267	99.265	1	1	AAA
6/4/55	Bob Sweikert	36.193	99.467	1	1	AAA
8/27/55	Ed Elisian	35.618	101.072	1	1	AAA
6/9/56	Johnny Boyd	35.641	101.007	1	1	USAC
8/25/56	Johnny Boyd	35.610	101.095	1	1	USAC
6/8/57	Jimmy Bryan	35.587	101.161	1	1	USAC
8/24/57	Andy Linden	35.283	102.032	1	1	USAC
6/7/58	Art Bisch	35.500	101.408	1	1	USAC
8/23/58	Jim Rathmann	35.909	100.254	1	1	USAC
6/6/59	Johnny Thomson	35.460	101.523	1	1	USAC
8/29/59	Shorty Templeman	35.519	101.355	1	1	USAC
6/4/60	Lloyd Ruby	35.470	101.494	1	1	USAC
8/27/60	Rodger Ward	34.830	103.359	1	1	USAC
6/3/61	Dick Rathmann	34.140	105.448	1	1	USAC
8/19/61	Don Branson	34.090	105.603	1	1	USAC
6/9/62	A J Foyt	34.260	105.079	1	1	USAC

CONTINUED ON NEXT PAGE ▶▶

INDYCAR TRACK RECORDS

**Milwaukee** (continued)

Date	Driver	Time	Speed	Laps	Miles	Sanction
8/18/62	Bobby Marshman	34.600	104.046	1	1	USAC
6/8/63	Johnny Boyd	34.372	104.736	1	1	USAC
8/17/63	Jim Clark	32.936	109.303	1	1	USAC
6/6/64	Rodger Ward	33.137	108.640	1	1	USAC
8/22/64	Parnelli Jones	32.429	111.012	1	1	USAC
6/5/65	A J Foyt	32.504	110.756	1	1	USAC
8/13/65	Parnelli Jones	32.440	110.974	1	1	USAC
8/21/65	A J Foyt	33.370	107.881	1	1	USAC
6/4/66	Mario Andretti	32.217	111.742	1	1	USAC
8/26/66	Mario Andretti	32.288	111.496	1	1	USAC
6/3/67	Gordon Johncock	32.780	109.823	1	1	USAC
8/19/67	Roger McCluskey	31.125	115.664	1	1	USAC
6/8/68	Roger McCluskey	30.980	116.204	1	1	USAC
8/17/68	Art Pollard	30.190	119.245	1	1	USAC
6/7/69	Mario Andretti	30.220	119.126	1	1	USAC
8/16/69	Al Unser	30.100	119.601	1	1	USAC
6/6/70	Mario Andretti	30.161	119.359	1	1	USAC
8/22/70	Al Unser	30.178	119.292	1	1	USAC
6/6/71	Bobby Unser	30.270	118.930	1	1	USAC
8/14/71	Bobby Unser	29.438	122.291	1	1	USAC
6/3/72	Bobby Unser	28.561	126.046	1	1	USAC
8/12/72	Mario Andretti	28.140	127.932	1	1	USAC
6/9/73	Bobby Unser	28.180	127.750	1	1	USAC
8/11/73	Wally Dallenbach	27.310	131.820	1	1	USAC
6/8/74	A.J. Foyt	27.910	128.986	1	1	USAC
8/10/74	A.J. Foyt	27.750	129.73	1	1	USAC
6/7/75	A.J. Foyt	27.950	128.801	1	1	USAC
8/16/75	Johnny Rutherford	27.800	129.496	1	1	USAC
6/12/76	Gordon Johncock	28.200	127.660	1	1	USAC
8/2/76	Johnny Rutherford	27.790	129.543	1	1	USAC
6/11/77	Bobby Unser	27.380	131.483	1	1	USAC
8/20/77	Danny Ongais	27.180	132.450	1	1	USAC
6/17/78	Danny Ongais	26.710	134.781	1	1	USAC
8/19/78	Danny Ongais	26.680	134.933	1	1	USAC
6/9/79	A.J. Foyt	28.312	131.224	1	1.032	USAC
8/11/79	Tom Bigelow	27.693	134.157	1	1.032	USAC
6/7/80	Gordon Johncock	27.370	135.740	1	1.032	CART
8/9/80	Johnny Rutherford	26.898	138.122	1	1.032	CART
6/6/81	Gordon Johncock	26.726	139.011	1	1.032	CART
8/1/81	Johnny Rutherford	26.492	140.239	1	1.032	CART
6/12/82	Gordon Johncock	25.266	147.043	1	1.032	CART
7/31/82	Rick Mears	25.028	148.442	1	1.032	CART
6/11/83	Teo Fabi	26.259	141.483	1	1.032	CART
6/2/84	Rick Mears	25.173	147.587	1	1.032	CART
6/1/85	Mario Andretti	24.389	152.331	1	1.032	CART
6/7/86	Michael Andretti	23.544	157.798	1	1.032	CART
5/30/87	Roberto Guerrero	23.544	157.798	1	1.032	CART
6/4/88	Michael Andretti	23.016	161.418	1	1.032	CART
6/3/89	Rick Mears	22.385	165.968	1	1.032	CART
6/2/90	Rick Mears	22.865	162.484	1	1.032	CART
6/1/91	Rick Mears	22.186	167.457	1	1.032	CART
6/27/92	Bobby Rahal	22.096	168.139	1	1.032	CART
6/5/93	Raul Boesel	21.719	171.058	1	1.032	CART
6/4/94	Raul Boesel	22.310	166.526	1	1.032	CART
6/3/95	Teo Fabi	22.160	167.653	1	1.032	CART
6/1/96	Paul Tracy*	—	—	—	—	CART
5/31/97	Paul Tracy	20.160	184.286	1	1.032	CART
5/30/98	Patrick Carpentier	20.028	185.500	1	1.032	CART
6/5/99	Helio Castroneves	21.931	169.404	1	1.032	CART
6/3/00	Juan Pablo Montoya	20.899	177.769	1	1.032	CART
6/2/01	Kenny Brack**	—	—	—	—	CART
6/1/02	Adrian Fernandez	22.176	167.532	1	1.032	CART
5/30/03	Alex Tagliani	20.882	177.914	1	1.032	CART
6/4/04	Ryan Hunter-Reay	20.509	181.150	1	1.032	CCWS
7/25/04	Vitor Meira	21.5781	160.229	1	1	IRL
6/3/05	Jimmy Vasser	21.081	176.235	1	1.032	CCWS
7/24/05	Sam Hornish Jr.	21.4567	170.296	1	1	IRL
6/3/06	Sebastien Bourdais	21.182	175.394	1	1.032	CCWS

CONTINUED ON NEXT PAGE ►►



**Milwaukee (continued)**

Date	Driver	Time	Speed	Laps	Miles	Sanction
7/23/06	Helio Castroneves	21.1854	172.477	1	1	IRL
6/3/07	Helio Castroneves	21.3596	171.071	1	1	IRL
6/1/08	Marco Andretti	1:26.9591	168.079	4	4	IRL
5/31/09	Ryan Briscoe	1:26:7966	168.394	4	4	IRL

\*Qualifying rained out, starting line-up based on practice times.

\*\*Qualifying rained out, starting line-up based on points.

**RACE WINNERS**

Date	Driver	Time	Speed	Laps	Miles	Sanction
7/17/33	Wilbur Shaw	1:15:23.520	79.584	100	100	AAA
8/29/37	Rex Mays	1:07:57.390	84.760	96	96	AAA
8/28/38	Chet Gardner	1:11:08.180	84.345	100	100	AAA
8/27/39	Babe Stapp	1:11:43.590	83.651	100	100	AAA
8/24/41	Rex Mays	1:12:55.990	82.267	100	100	AAA
9/22/46	Rex Mays	1:10:44.530	84.815	100	100	AAA
6/8/47	Bill Holland	1:12:55.300	82.280	100	100	AAA
7/24/47	Charles VanAcker	1:09:47.890	85.962	100	100	AAA
8/24/47	Ted Horn	1:11:08.630	84.336	100	100	AAA
6/6/48	Emil Andres	1:10:19.410	85.320	100	100	AAA
8/15/48	Johnny Mantz	1:10:19.060	85.327	100	100	AAA
8/29/48	Myron Fohr	2:18:21.240	86.734	200	200	AAA
6/5/49	Myron Fohr	1:11:45.440	83.615	100	100	AAA
8/28/49	Johnnie Parsons	2:19:49.940	85.817	200	200	AAA
6/11/50	Tony Bettenhausen	1:10:33.950	85.027	100	100	AAA
8/27/50	Walt Faulkner	2:12:26.050	90.611	200	200	AAA
6/10/51	Tony Bettenhausen	1:06:38.890	90.025	100	100	AAA
8/26/51	Walk Faulkner	2:11:22.030	91.347	200	200	AAA
6/8/52	Mike Nazaruk	1:05:02.220	92.255	100	100	AAA
8/24/52	Chuck Stevenson	2:27:26.080	81.392	200	200	AAA
6/7/53	Jack McGrath	1:04:00.690	93.733	100	100	AAA
8/30/53	Chuck Stevenson	2:13:57.510	89.580	200	200	AAA
6/6/54	Chuck Stevenson	1:01:31.280	97.527	100	100	AAA
8/29/54	Manuel Ayulo	2:04:39.660	96.261	200	200	AAA
6/5/55	Johnny Thomson	1:00:42.100	98.844	100	100	AAA
8/28/55	Pat Flaherty	2:37:50.390	95.033	250	250	AAA
6/10/56	Pat Flaherty	1:00:37.870	98.959	100	100	USAC
8/26/56	Jimmy Bryan	2:41:45.280	92.733	250	250	USAC
6/9/57	Rodger Ward	1:01:21.390	97.789	100	100	USAC
8/25/57	Jim Rathmann	2:02:16.900	98.134	200	200	USAC
6/8/58	Art Bisch	1:03:49.250	94.013	100	100	USAC
8/24/58	Rodger Ward	2:02:41.280	97.809	200	200	USAC
6/7/59	Johnny Thomson	1:00:50.780	98.609	100	100	USAC
8/30/59	Rodger Ward	2:04:25.390	96.445	200	200	USAC
6/5/60	Rodger Ward	1:00:19.360	99.465	100	100	USAC
8/28/60	Len Sutton	1:59:50.580	100.131	200	200	USAC
6/4/61	Rodger Ward	57:46.210	103.860	100	100	USAC
8/20/61	Lloyd Ruby	1:58:03.960	101.638	200	200	USAC
6/10/62	A J Foyt	59:29.300	100.860	100	100	USAC
8/19/62	Rodger Ward	1:59:58.920	100.015	200	200	USAC
6/9/63	Rodger Ward	59:39.060	100.585	100	100	USAC
8/18/63	Jim Clark	1:54:53.120	104.452	200	200	USAC
6/7/64	A J Foyt	59:47.580	100.346	100	100	USAC
8/23/64	Parnelli Jones	1:54:33.440	104.751	200	200	USAC
6/6/65	Parnelli Jones	58:58.190	101.747	100	100	USAC
8/14/65	Joe Leonard	1:32:31.160	97.277	150	150	USAC
8/22/65	Gordon Johncock	1:59:27.530	100.453	200	200	USAC
6/5/66	Mario Andretti	1:02:43.520	95.655	100	100	USAC
8/27/66	Mario Andretti	1:55:19.080	104.060	200	200	USAC
6/4/67	Gordon Johncock	1:31:14.280	98.643	150	150	USAC
8/20/67	Mario Andretti	1:53:52.020	105.386	200	200	USAC
6/9/68	Lloyd Ruby	1:29:20.380	100.739	150	150	USAC
8/18/68	Lloyd Ruby	1:50:21.600	108.735	200	200	USAC
6/8/69	Art Pollard	1:20:14.720	112.156	150	150	USAC
8/17/69	Al Unser	1:52:24.220	106.758	200	200	USAC
6/7/70	Joe Leonard	1:23:06.190	108.299	150	150	USAC
8/23/70	Al Unser	1:44:58.990	114.304	200	200	USAC
6/6/71	Al Unser	1:18:19.250	114.912	150	150	USAC

CONTINUED ON NEXT PAGE ►►

INDYCAR TRACK RECORDS

**Milwaukee** *(continued)*

Date	Driver	Time	Speed	Laps	Miles	Sanction
8/15/71	Bobby Unser	1:49:42.310	109.384	200	200	USAC
6/4/72	Bobby Unser	1:22:28.180	109.131	150	150	USAC
8/13/72	Joe Leonard	1:47:28.610	111.652	200	200	USAC
6/10/73	Bobby Unser	1:18:58.630	113.957	150	150	USAC
8/12/73	Wally Dallenbach	1:50:46.970	108.320	200	200	USAC
6/9/74	Johnny Rutherford	1:21:39.020	110.226	150	150	USAC
8/11/74	Gordon Johncock	1:41:03.050	118.752	200	200	USAC
6/8/75	A.J. Foyt	1:18:55.100	114.042	150	150	USAC
8/17/75	Mike Mosley	1:44:54.090	114.393	200	200	USAC
6/13/76	Mike Mosley	1:14:02.360	121.557	150	150	USAC
8/22/76	Al Unser	1:38:26.140	121.907	200	200	USAC
6/12/77	Johnny Rutherford	1:36:48.820	92.962	150	150	USAC
8/21/77	Johnny Rutherford	1:55:36.550	103.798	200	200	USAC
6/18/78	Rick Mears	1:14:34.750	120.677	150	150	USAC
8/20/78	Danny Ongais	1:50:42.980	108.385	200	200	USAC
6/10/79	A.J. Foyt	1:22:36.170	112.442*	150	154.8	USAC
8/12/79	Roger McCluskey	1:42:26.750	120.883*	200	206.4	USAC
6/8/80	Bobby Unser	1:19:48.380	116.382*	150	154.8	CART
8/10/80	Johnny Rutherford	1:54:13.030	108.425*	200	206.4	CART
6/7/81	Mike Mosley	1:19:03.580	117.481*	150	154.8	CART
9/5/81	Tom Sneva	1:41:40.990	121.790*	200	206.4	CART
6/13/82	Gordon Johncock	1:10:52.690	131.042*	150	154.8	CART
8/1/82	Tom Sneva	1:49:57.545	112.624*	200	206.4	CART
6/12/83	Tom Sneva	1:17:42.000	119.537*	150	154.8	CART
6/3/84	Tom Sneva	1:41:40.128	121.807*	200	206.4	CART
6/2/85	Mario Andretti	1:36:38.890	128.135*	200	206.4	CART
6/8/86	Michael Andretti	1:42:45.000	120.526*	200	206.4	CART
5/31/87	Michael Andretti	1:47:17.000	115.433*	200	206.4	CART
6/5/88	Rick Mears	1:37:42.280	126.749*	200	206.4	CART
6/4/89	Rick Mears	1:32:11.650	134.325*	200	206.4	CART
6/3/90	Al Unser Jr.	1:29:46.400	137.947*	200	206.4	CART
6/2/91	Michael Andretti	1:29:10.902	138.863*	200	206.4	CART
6/28/92	Michael Andretti	1:26:56.201	142.448*	200	206.4	CART
6/6/93	Nigel Mansell	1:48:08.245	114.521*	200	206.4	CART
6/5/94	Al Unser Jr.	1:36:57.964	122.606*	192	198.144	CART
6/4/95	Paul Tracy	1:27:23.853	141.697*	200	206.4	CART
6/2/96	Michael Andretti	1:33:32.649	132.387*	200	206.4	CART
6/1/97	Greg Moore	1:43:32.873	119.597	200	206.4	CART
5/31/98	Jimmy Vasser	1:34:17.011	131.349	200	206.4	CART
6/6/99	Paul Tracy	1:48:49.169	128.029	225	232.2	CART
6/5/00	Juan Pablo Montoya	1:37:38.526	142.684	225	232.2	CART
6/3/01	Kenny Brack	1:54:08.097	122.066	225	232.2	CART
6/2/02	Paul Tracy	1:59:27.602	129.583	250	258	CART
5/31/03	Michel Jourdain Jr.	2:16:45.692	113.190	250	258	CART
6/5/04	Ryan Hunter-Reay	1:59:12.397	129.859	250	258	CCWS
7/25/04	Dario Franchitti	1:38:43.9552	128.272	225	225	IRL
6/4/05	Paul Tracy	1:45:01.259	130.301	221	228.072	CCWS
7/24/05	Sam Hornish Jr.	1:42:41.7387	122.733	225	225	IRL
6/4/06	Sebastien Bourdais	1:45:03.946	116.101	197	203.304	CCWS
7/23/06	Tony Kanaan	1:47:42.4393	133.513	225	225	IRL
6/3/07	Tony Kanaan	1:42:37.8319	127.220	225	225	IRL
6/1/08	Ryan Briscoe	1:51:38.6759	133.428	225	225	IRL
5/31/09	Scott Dixon	1:46:49.4110	138.784	225	225	IRL

\*Speed recalculated to match new track length. 1997 Track remeasured to 1.032 (previous: 1.000).

## New Hampshire

### New Hampshire Motor Speedway | Loudon, New Hampshire

- ▶ 1.058-mile Oval
- ▶ 1992-1995 sanctioned by CART
- ▶ 1996-1999 sanctioned by Indy Racing League

#### TRACK RECORDS

	Date	Driver	Time	Speed	Laps	Miles
Pole	8/19/95	Andre Ribeiro	21.466	177.436	1	1.058
Race	8/20/95	Andre Ribeiro	1:34:36.192	134.203	200	211.6

#### POLE WINNERS

Date	Driver	Time	Speed	Laps	Miles	Sanction
7/4/92	Bobby Rahal*	—	—	—	—	CART
8/7/93	Nigel Mansell	22.504	169.247	1	1.058	CART
8/20/94	Emerson Fittipaldi	21.753	175.091	1	1.058	CART
8/19/95	Andre Ribeiro	21.466	177.436	1	1.058	CART
8/17/96	Richie Hearn	21.719	175.367	1	1.058	IRL
8/16/97	Billy Boat	24.966	152.559	1	1.058	IRL
6/27/98	Billy Boat	23.490	162.146	1	1.058	IRL

\*Awarded Pole due to qualifying rainout

#### RACE WINNERS

Date	Driver	Time	Speed	Laps	Miles	Sanction
7/5/92	Bobby Rahal	1:35:00.885	133.621	200	211.6	CART
8/8/93	Nigel Mansell	1:37:33.033	130.148	200	211.6	CART
8/21/94	Al Unser Jr.	1:43:31.594	122.635	200	211.6	CART
8/20/95	Andre Ribeiro	1:34:36.192	134.203	200	211.6	CART
8/18/96	Scott Sharp	1:36:57.912	130.934	200	211.6	IRL
8/17/97	Robbie Buhl	1:46:50.574	118.829	200	211.6	IRL
6/28/98	Tony Stewart	1:51:30.262	113.861	200	211.6	IRL

**St. Petersburg****Streets of St. Petersburg | St. Petersburg, Florida**

- ▶ 1.8-mile Temporary Street Course
- ▶ 2003 sanctioned by CART
- ▶ 2005-2010 sanctioned by Indy Racing League

**TRACK RECORDS**

	Date	Driver	Time	Speed	Laps	Miles
Pole	2/22/03	Sebastien Bourdais	1:00.928	106.710	1	1.8
Race	4/2/06	Helio Castroneves	1:56:57.5172	92.340	100	180
	2/23/03	Sebastien Bourdais	2:04:28.904	91.401	105	189
	4/6/08	Graham Rahal	2:00:43.5562	74.251	83	149.4

**POLE WINNERS**

Date	Driver	Time	Speed	Laps	Miles	Sanction
2/22/03	Sebastien Bourdais	1:00.928	106.710	1	1.8	CART
4/2/05	Bryan Herta	1:02.5096	103.664	1	1.8	IRL
4/1/06	Dario Franchitti	1:02.2753	104.054	1	1.8	IRL
3/31/07	Helio Castroneves	1:01:6839	105.052	1	1.8	IRL
4/5/08	Tony Kanaan	1:02.5322	103.627	1	1.8	IRL
4/4/09	Graham Rahal	1:02.4110	103.828	1	1.8	IRL
3/28/10	Will Power	1:01:6025	105.397	1	1.8	IRL

**RACE WINNERS**

Date	Driver	Time	Speed	Laps	Miles	Sanction
2/23/03	Sebastien Bourdais	2:04:28.904	91.401	105	189	CART
4/3/05	Dan Wheldon	2:09:54.1074	84.140	100	180	IRL
4/2/06	Helio Castroneves	1:56:57.5172	92.340	100	180	IRL
4/1/07	Helio Castroneves	2:01:07.3512	89.166	100	180	IRL
4/6/08	Graham Rahal	2:00:43.5562	74.251	83	149.4	IRL
4/5/09	Ryan Briscoe	2:12:26.8387	81.542	100	180	IRL
3/29/10	Will Power	2:07:05.7968	84.975	100	180	IRL

## Texas

## Texas Motor Speedway | Ft. Worth, Texas

- ▶ 1.5-mile Oval
- ▶ 1997-2010 sanctioned by Indy Racing League

## TRACK RECORDS

	Date	Driver	Time	Speed	Laps	Miles
Pole	10/12/03	Gil de Ferran	23.5031	222.864	1	1.5
	6/5/10	Ryan Briscoe	1:37.3275	215.273	4	6
Race	6/10/06	Helio Castroneves	1:34:01.0482	185.710	200	300
	10/15/00	Scott Goodyear	1:43:35.926	175.276	208	312
	6/9/07	Sam Hornish Jr.	1:52:15.2873	177.314	228	342
	10/12/03	Gil de Ferran	1:48:56.2674	156.268	195	292.5

## POLE WINNERS

Date	Driver	Time	Speed	Laps	Miles	Sanction
6/5/97	Tony Stewart	N/A	167.133*	3	4.5	IRL
6/5/98	Tony Stewart	24.059	224.448	1	1.5	IRL
9/19/98	Billy Boat	23.896	225.979	1	1.5	IRL
6/11/99	Mark Dismore	24.294	215.272	1	1.5	IRL
10/16/99	Greg Ray	24.074	216.107	1	1.5	IRL
6/9/00	Buddy Lazier**	—	—	1	1.5	IRL
10/14/00	Greg Ray	24.323	215.352	1	1.5	IRL
6/8/01	Mark Dismore	24.3054	215.508	1	1.5	IRL
10/5/01	Sam Hornish Jr.**	—	—	1	1.5	IRL
6/7/02	Tomas Scheckter	23.7933	220.146	1	1.5	IRL
9/14/02	Vitor Meira	23.6378	221.594	1	1.5	IRL
6/6/03	Tomas Scheckter	23.8851	219.300	1	1.5	IRL
10/11/03	Gil de Ferran	23.5031	222.864	1	1.5	IRL
6/11/04	Dario Franchitti	24.9894	209.609	1	1.5	IRL
10/16/04	Helio Castroneves	24.2504	215.996	1	1.5	IRL
6/10/05	Tomas Scheckter	24.4986	213.847	1	1.5	IRL
6/9/06	Sam Hornish Jr.	24.5197	213.624	1	1.5	IRL
6/8/07	Scott Sharp	24.3334	215.260	1	1.5	IRL
6/6/08	Scott Dixon	1:37.5063	214.878	4	6	IRL
6/5/09	Dario Franchitti	1:37:6725	214.513	4	6	IRL
6/4/10	Ryan Briscoe	1:37.3275	215.273	4	6	IRL

\*Qualifying run was three lap average including a pit stop.

\*\*Qualifying rained out, starting line-up set by entrant points.

## RACE WINNERS

Date	Driver	Time	Speed	Laps	Miles	Sanction
6/7/97	Arie Luyendyk	2:19:48.116	133.903	208	312	IRL
6/6/98	Billy Boat	2:08:45.543	145.388	208	312	IRL
9/20/98	John Paul Jr.	2:21:53.557	131.931	208	312	IRL
6/12/99	Scott Goodyear	2:00:06.816	151.177	208	312	IRL
10/17/99	Mark Dismore	2:14:15.722	135.246	208	312	IRL
6/11/00	Scott Sharp	1:47:19.835	169.182	208	312	IRL
10/15/00	Scott Goodyear	1:43:35.926	175.276	208	312	IRL
6/9/01	Scott Sharp	1:55:43.5775	150.873	200	300	IRL
10/6/01	Sam Hornish Jr.	1:43:36.3757	168.523	200	300	IRL
6/8/02	Jeff Ward	1:45:49.7079	164.984	200	300	IRL
9/15/02	Sam Hornish Jr.	1:46:28.5609	163.981	200	300	IRL
6/7/03	Al Unser Jr.	1:43:47.8051	168.213	200	300	IRL
10/12/03	Gil de Ferran	1:48:56.2674	156.268	195	292.5	IRL
6/12/04	Tony Kanaan	1:53:24.1239	153.965	200	300	IRL
10/17/04	Helio Castroneves	1:49:32.2547	159.397	200	300	IRL
6/11/05	Tomas Scheckter	1:45:47.2701	165.047	200	300	IRL
6/10/06	Helio Castroneves	1:34:01.0482	185.710	200	300	IRL
6/9/07	Sam Hornish Jr.	1:52:15.2873	177.314	228	342	IRL
6/7/08	Scott Dixon	2:04:36.3153	159.740	228	342	IRL
6/6/09	Helio Castroneves	1:55:16.1670	172.677	228	342	IRL
6/5/10	Ryan Briscoe	2:04:47.1555	159.508	228	342	IRL

## Toronto

## Street of Toronto | Toronto, Canada

- ▶ 1.75-mile Temporary Street Course
- ▶ 1986-2003 sanctioned by CART
- ▶ 2004-2007 sanctioned by Champ Car
- ▶ 2009-2010 sanctioned by Indy Racing League

## TRACK RECORDS

	Date	Driver	Time	Speed	Laps	Miles
Pole	7/17/99	Gil de Ferran	57.143	110.565	1	1.755
	7/15/95	Jacques Villeneuve	58.046	110.396	1	1.780
	7/12/96	Andre Ribeiro	58.060	110.616	1	1.784
	7/19/97	Dario Franchitti	58.618	105.694	1	1.721
Race	7/8/07	Will Power	1:45:58.568	72.534	73	128.115
	7/11/04	Sebastien Bourdais	1:45:36.930	83.749	84	147.420
	7/12/09	Dario Franchitti	1:43:47.1408	86.240	85	149.175
	7/9/06	A.J. Allmendinger	1:38:01.286	92.386	86	150.930
	7/14/96	Adrian Fernandez	1:41:59.809	97.598	93	165.912
	7/22/90	Al Unser Jr.	2:15:26.000	75.997	94	167.320
	7/20/97	Mark Blundell	1:45:43.936	92.779	95	163.495
	7/17/94	Michael Andretti	1:48:15.978	96.673	98	174.440
	7/21/91	Michael Andretti	1:50:57.274	99.143	103	183.340
	7/16/00	Michael Andretti	2:00:02.313	98.248	112	196.560

## POLE WINNERS

Date	Driver	Time	Speed	Laps	Miles	Sanction
7/19/86	Emerson Fittipaldi	1:00.248	106.248	1	1.780	CART
7/18/87	Bobby Rahal	1:00.930	105.170	1	1.780	CART
7/15/88	Danny Sullivan	1:00.274	106.314	1	1.780	CART
7/22/89	Emerson Fittipaldi	59.499	107.699	1	1.780	CART
7/21/90	Danny Sullivan	59.883	107.009	1	1.780	CART
7/20/91	Michael Andretti	59.077	108.469	1	1.780	CART
7/18/92	Bobby Rahal	59.057	108.505	1	1.780	CART
7/17/93	Emerson Fittipaldi	58.256	109.998	1	1.780	CART
7/15/94	Robby Gordon	58.154	110.191	1	1.780	CART
7/15/95	Jacques Villeneuve	58.046	110.396	1	1.780	CART
7/12/96	Andre Ribeiro	58.060	110.616	1	1.784	CART
7/19/97	Dario Franchitti	58.618	105.694	1	1.721	CART
7/18/98	Dario Franchitti	58.694	105.558	1	1.721	CART
7/17/99	Gil de Ferran	57.143	110.565	1	1.755	CART
7/15/00	Helio Castroneves	57.200	110.455	1	1.755	CART
7/14/01	Gil de Ferran	57.703	109.492	1	1.755	CART
7/6/02	Cristiano da Matta	58.135	108.678	1	1.755	CART
7/12/03	Paul Tracy	58.839	107.378	1	1.755	CART
7/10/04	Sebastien Bourdais	58.558	107.893	1	1.755	CCWS
7/9/05	Sebastien Bourdais	58.552	107.904	1	1.755	CCWS
7/8/06	Justin Wilson	58.182	108.590	1	1.755	CCWS
7/7/07	Sebastien Bourdais	58.288	108.393	1	1.755	CCWS
7/11/09	Dario Franchitti	1:01.0249	100.172	1	1.755	IRL
7/17/10	Justin Wilson	1:00.2710	104.827	1	1.755	IRL

## RACE WINNERS

Date	Driver	Time	Speed	Laps	Miles	Sanction
7/20/86	Bobby Rahal	2:05:50.510	87.414	103	183.340	CART
7/19/87	Emerson Fittipaldi	1:54:35.918	95.991	103	183.340	CART
7/17/88	Al Unser Jr.	1:59:34.620	91.994	103	183.340	CART
7/23/89	Michael Andretti	2:01:00.910	90.901	103	183.340	CART
7/22/90	Al Unser Jr.	2:15:26.000	75.997	94	167.320	CART
7/21/91	Michael Andretti	1:50:57.274	99.143	103	183.340	CART
7/19/92	Michael Andretti	1:52:21.974	97.898	103	183.340	CART
7/18/93	Paul Tracy	1:53:58.951	95.510	103	183.340	CART
7/17/94	Michael Andretti	1:48:15.978	96.673	98	174.440	CART
7/16/95	Michael Andretti	1:50:25.202	94.787	98	174.440	CART
7/14/96	Adrian Fernandez	1:41:59.809	97.598	93	165.912	CART
7/20/97	Mark Blundell	1:45:43.936	92.779	95	163.495	CART

CONTINUED ON NEXT PAGE ►►

**Toronto** *(continued)*

<b>Date</b>	<b>Driver</b>	<b>Time</b>	<b>Speed</b>	<b>Laps</b>	<b>Miles</b>	<b>Sanction</b>
7/19/98	Alex Zanardi	1:52:24.080	87.274	95	163.495	CART
7/18/99	Dario Franchitti	1:56:27.550	85.897	95	166.725	CART
7/16/00	Michael Andretti	2:00:02.313	98.248	112	196.560	CART
7/15/01	Michael Andretti	1:59:58.904	83.375	95	166.725	CART
7/7/02	Cristiano da Matta	2:06:19.372	93.361	112	196.560	CART
7/13/03	Paul Tracy	2:02:36.488	96.189	112	196.560	CART
7/11/04	Sebastien Bourdais	1:45:36.930	83.749	84	147.420	CCWS
7/10/05	Justin Wilson	1:46:10.177	85.296	86	150.930	CCWS
7/9/06	A.J. Allmendinger	1:38:01.286	92.386	86	150.930	CCWS
7/8/07	Will Power	1:45:58.568	72.534	73	128.115	CCWS
7/12/09	Dario Franchitti	1:43:47.1408	86.240	85	149.175	IRL
7/18/10	Will Power	1:47:15.2554	83.451	85	149.175	IRL







