

PRESENTATION

on

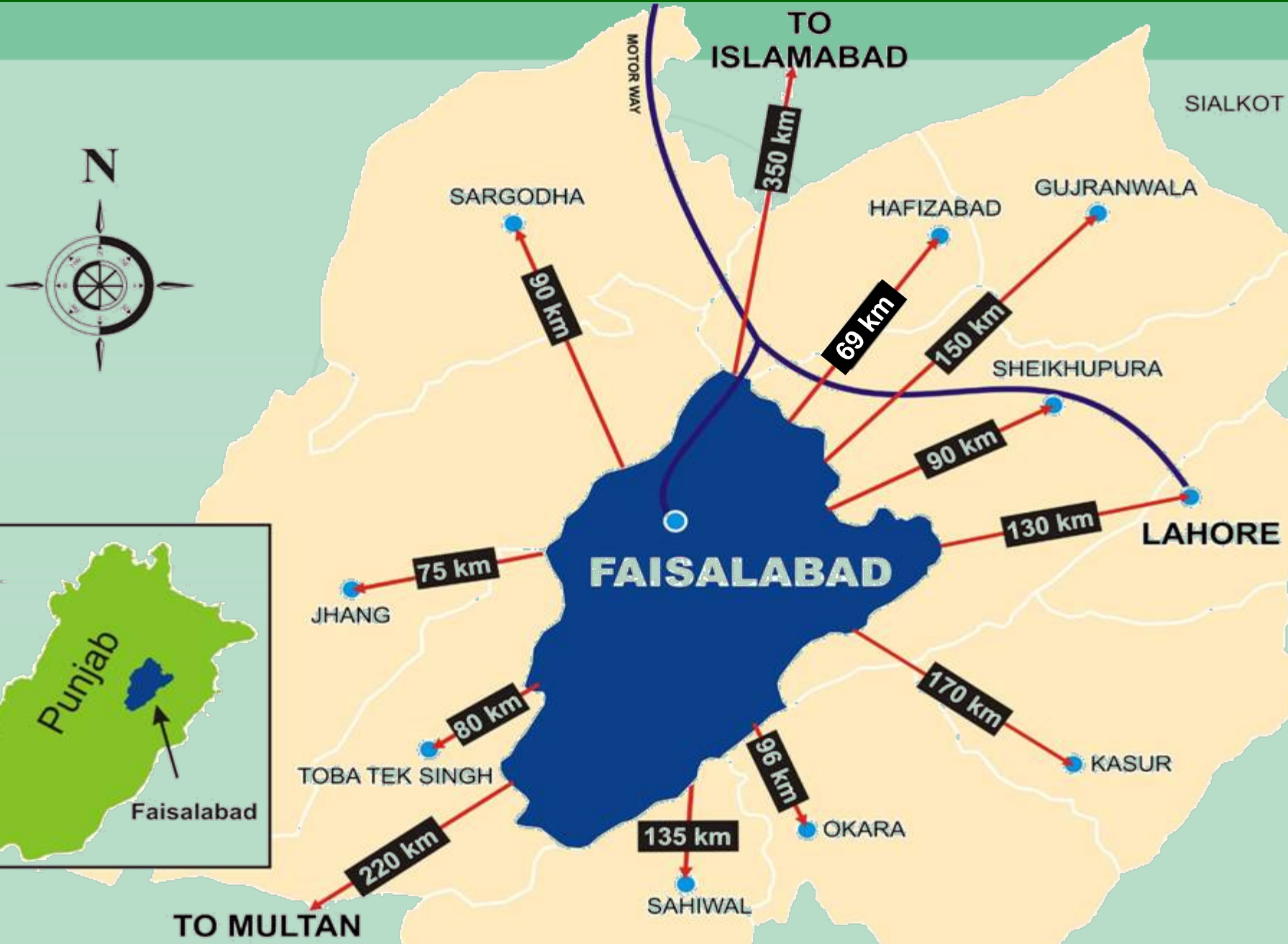
Performance Benchmarking in WASA Faisalabad

by

**MAHBOOB ELAHI
MD WASA**

Dated 12th June 2007

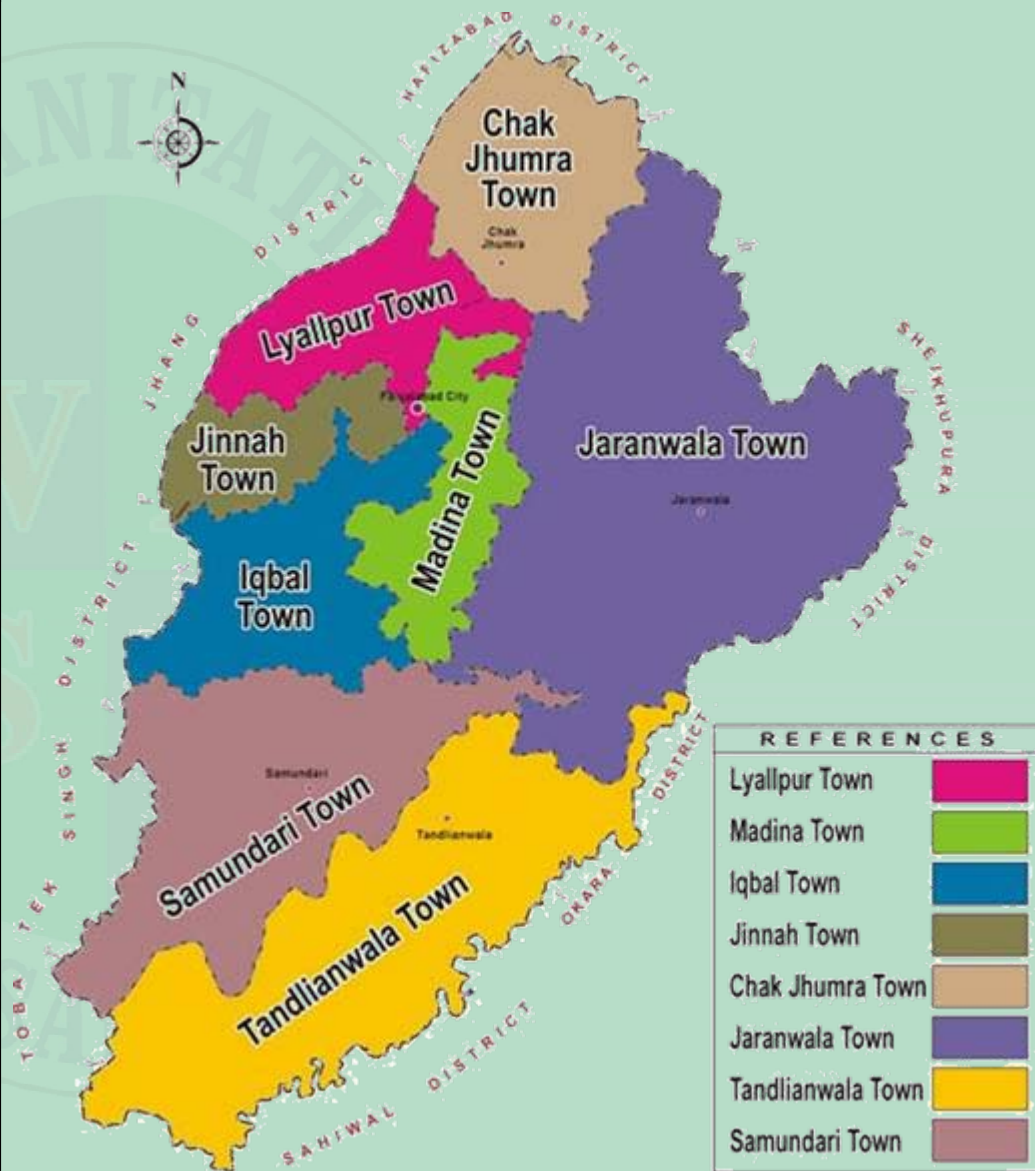
GEOGRAPHICAL LOCATION OF CITY DISTRICT FAISALABAD



CITY DISTRICT'S BASIC INFORMATION

(8 – Towns) from October 2005

BASIC INFORMATION	
Founding Year	1904
Divisional Status	1982
District Government Status	2001
City District Government Status	2005
Number of Towns	8
No. of Union Councils	289
District Assembly Strength	413
Total Elected Representatives	3,426
Literacy	51.90% (1998 Census)
	60% (MICS Report 03-04, P&D Deptt. Punjab)
Total Area in Acres	1,443,703
Cultivated Area (Acres)	1,277,846
No. of Villages	820
Total Population (Million)	5.429 (1998 Census)
	6.60 (Estimated 2006)
Annual Growth %	2.41 (1998 Census)
Rural/ Urban Ratio	57:43
Male per 100 Female	109



FAISALABAD DISTRICT

Zone Wise Map



CENTRAL ZONE

Central business district, hub of business activity, area around clock tower, with commercial land use, serving whole district commercially designated as Central Zone..

PERI CENTRAL

Area comprising contiguous development of mixed land use surrounding the central zone upto proposed ring road designated as Peri Central Zone..

METROPOLITAN

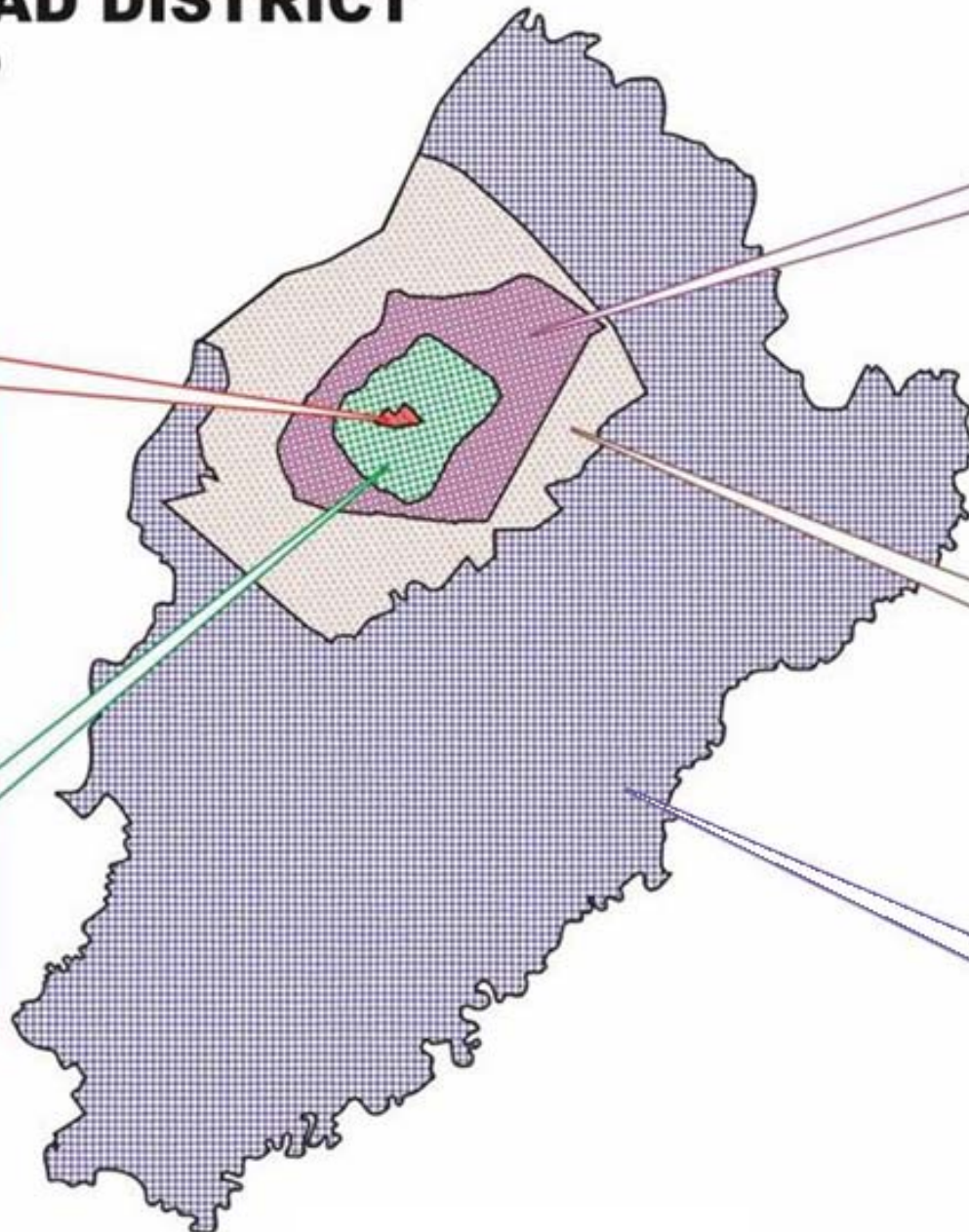
Area between proposed ring road and existing bye-pass designated as metropolitan zone. Zone has mixed land use prevailing in agriculture & small new settlements / villages having influence of urban development

PERI URBAN

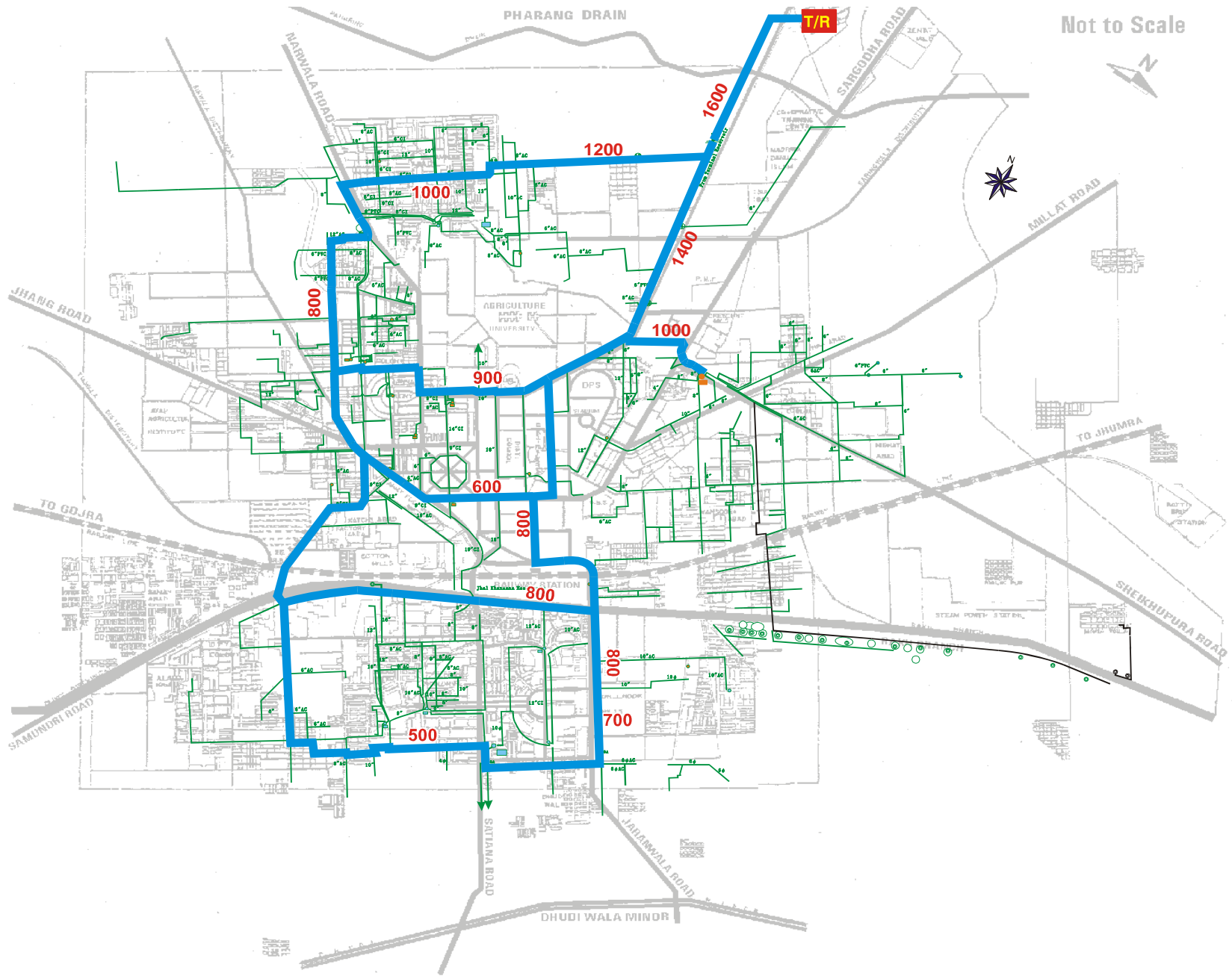
Area between bye pass & FDA limit designated as peri urban zone. Segment having agriculture land use with scattered settlements. Main character is semi urban.

SUB URBAN

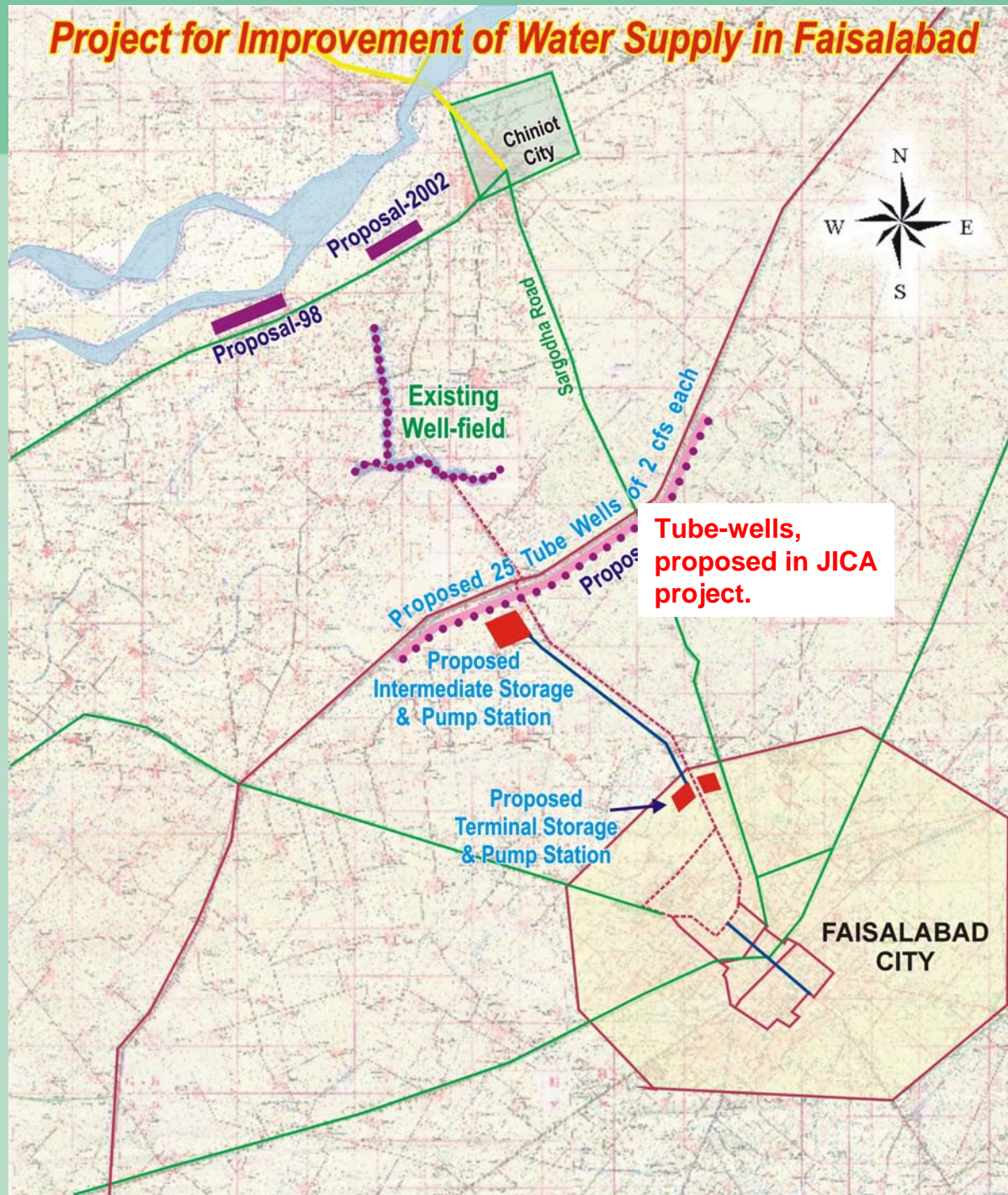
Area beyond metropolitan boundary of FDA designated as Sub Urban Zone. Mainly having agriculture land use with small settlements & some towns



ARTERIAL MAINS LAID UNDER PHASE-I




Project for Improvement of Water Supply in Faisalabad



Tube-wells, proposed in JICA project.

KEY STATISTICS OF UWSS SITUATION IN FAISALABAD

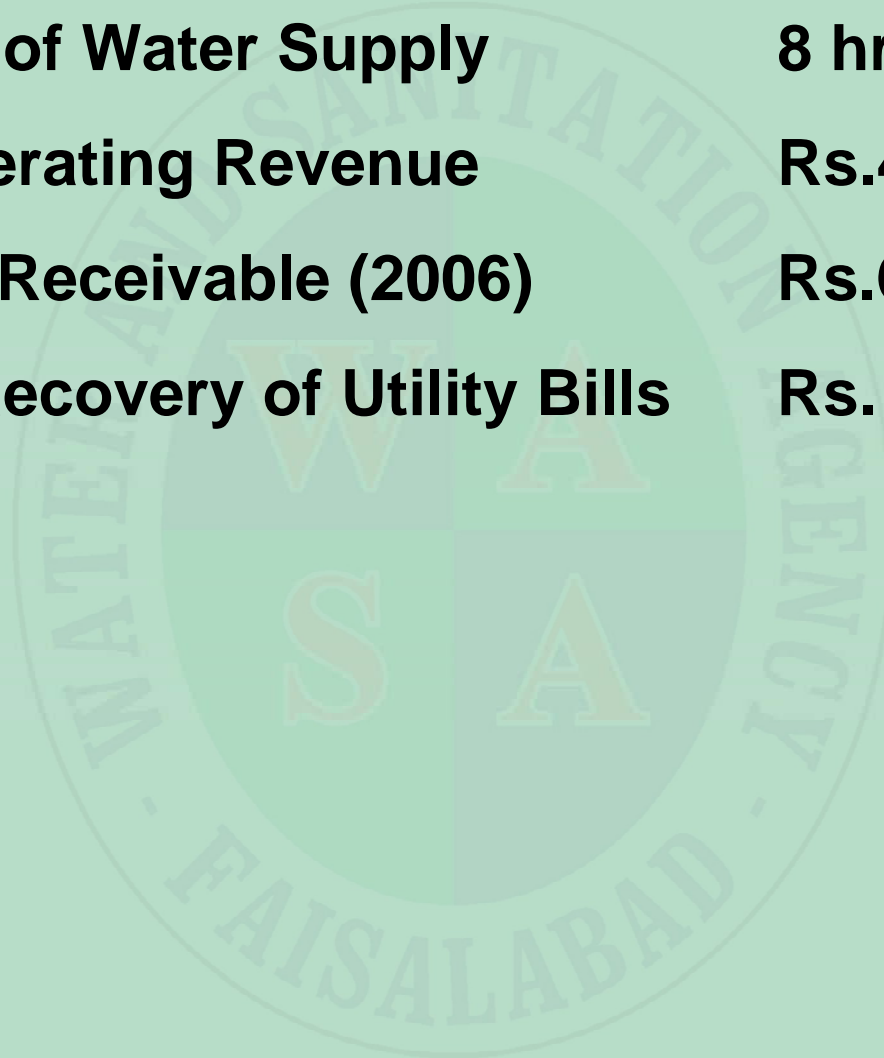


❖ Population (2006)	2.7 million
❖ Population Served with WASA services	1.7 million
❖ Water Connections	108,000 Nos.
❖ Sewerage Connections	200,000 Nos.
❖ Water Production	65 MGD
❖ Sewerage Generation	435 MGD

Contd.

KEY STATISTICS OF UWSS SITUATION IN FAISALABAD

- ❖ **Duration of Water Supply** 8 hrs/day
- ❖ **Total Operating Revenue** Rs.497 million
- ❖ **Account Receivable (2006)** Rs.623 million
- ❖ **Annual Recovery of Utility Bills** Rs. 350 million



DETAILS OF INITIATIVES

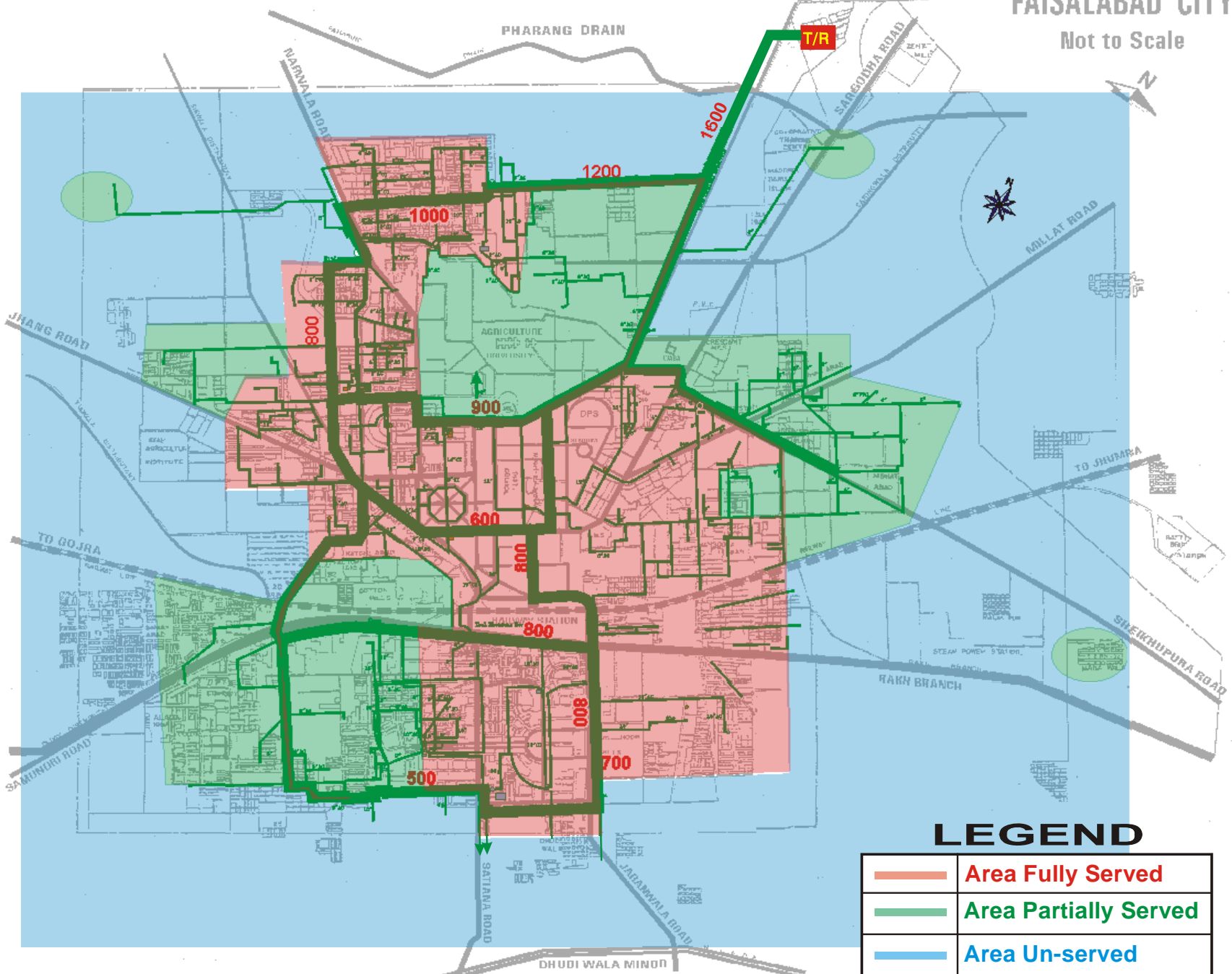
1. Rationalization Of Boundaries

- ❖ **1998 Censes**
- ❖ **2001 LGO**
- ❖ **Town Boundaries**
- ❖ **FDA Notified Boundaries**
- ❖ **Ring Road**
- ❖ **WASA Service Area**
 - **Fully Served**
 - **Partially Served**
 - **Un-served Area**
- ❖ **WASA and CDGF**

AREA SERVED WITH WATER SUPPLY

FAISALABAD CITY

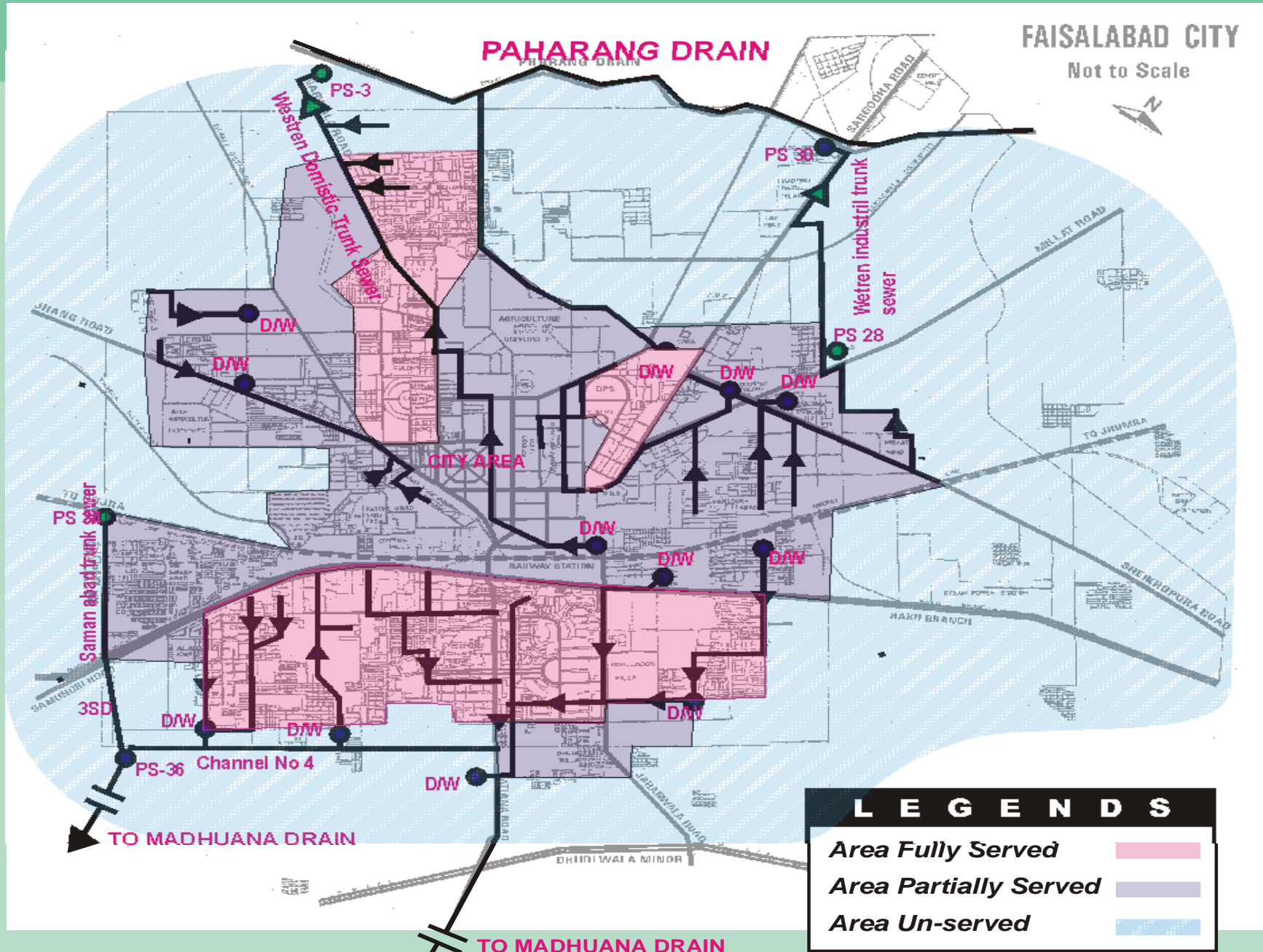
Not to Scale



LEGEND

	Area Fully Served
	Area Partially Served
	Area Un-served

Area Served with Sewerage System



DETAILS OF INITIATIVES

- 2. Identification Of Data Sources**
 - ❖ **Census**
 - ❖ **Surveys**
 - ❖ **Consumer Information**
 - ❖ **Other Historical Records**
- 3. Harmonization of Data Sets
(Aggregate Vs Disaggregate)**
- 4. Compilation of WASA Accounts on
Commercial Lines**
- 5. Feasibility of setting up separate costs and
Revenue Centres**

DETAILS OF INITIATIVES

6. **Installation of Bulk Meters for measuring Water Production and Distribution**
7. **Upgrade the cost of production of water**
 - ❖ **Depreciation**
 - ❖ **O&M**
 - ❖ **Staff**
 - ❖ **Maintenance**
 - ❖ **Capital Costs**
8. **Dis-aggregation of the Revenue Data**
 - ❖ **Authorized and performing accounts**
 - ❖ **Authorized & non-performing accounts**
 - ❖ **Illegal connections**

EXPECTED COOPERATION FROM HUD&PHE DEPARTMENT AND UU & WSP-SA

- ❖ **Standardization of Concepts and Methodologies for all Metropolitan Area of Punjab**
- ❖ **Establishment of separate Project on BM in the UU & out posting of the project staff in WASA**
- ❖ **Phased implementation of Performance Benchmarking starting with simple priority areas (Like water quality, reliability and satisfaction with the service) to more involved areas (Like environmental sustainability and to performance and efficiency)**

EXPECTED COOPERATION FROM HUD&PHE DEPARTMENT AND UU & WSP-SA

- ❖ **Develop methodologies for detailed costing of sub-processes in UWSS**
 - **Taxes**
 - **Operational Costs**
 - **Capital Costs**
 - **Depreciation**
- ❖ **Development of an Agreed framework for public – Private partnership (Investments) and System efficiencies.**
- ❖ **Finalization of a criteria for Performance Grants and its reporting and requirement and related D-M Process**

CHALLENGES OF WASA FAISALABAD

- ❖ **Creditability GOP with the Public, Publicity and Consumers**
- ❖ **Corruption, Lethargy and Delays**
- ❖ **Weak Accountability Framework**
- ❖ **Dilemma of Basic Need and Service**
- ❖ **Lack of R&D and Innovations in the Provision of Service and Maintenance of the System**
- ❖ **Low Esteem and Motivation**
- ❖ **Time Management**