



WAKE FOREST DEMON DEACONS

2015 FOOTBALL GAME NOTES

NOV. 28, 2015
BB&T FIELD
WINSTON-SALEM, N.C.

#GoDeacs

WAKE FOREST (3-8, 1-6 ACC) vs. DUKE (6-5, 3-4 ACC)

THE TEAMS

**WAKE FOREST
DEMON DEACONS**



@WakeFB

**DUKE
BLUE DEVILS**



@Duke_FB

THE NUMBERS

Record	3-8	Record	6-5
ACC	1-6	ACC	3-4
Non-Conference	2-2	Non-Conference	3-1
Home	1-4	Home	3-3
Away	2-4	Away	3-2
National Ranking	NR	National Ranking	NR
Points Scored	17.1	Points Scored	30.8
Points Allowed	24.4	Points Allowed	24.4
Rushing Yards	104.5	Rushing Yards	180.5
Passing Yards	218.3	Passing Yards	146.3
TDs Rush/Pass	11/11	TDs Rush/Pass	21/15
Total Offense	322.8	Total Offense	431.4
Total Defense	357.6	Total Defense	364.9

THE COACHES

DAVE CLAWSON

Alma Mater:

Williams, 1989

At Wake Forest:

2nd Season

6-17 (.261)

As a Head Coach:

16th Season

96-97 (.497)

DAVID CUTCLIFFE

Alma Mater:

Alabama, 1976

At Duke:

8th Season

46-53 (.465)

As a Head Coach:

14th Season

90-82 (.523)

THE COVERAGE

TELEVISION

ACC Network

Play-by-Play: Tim Brant

Color Analyst: Dave Archer

Sideline: Roddy Jones



RADIO

Wake Forest Sports Network

Play-by-Play: Stan Cotten

Color Analyst: Tommy Elrod

Sidelines: Dave Goren

Studio Host: Phil Brame

WakeForestSports.com

Live audio stream of broadcast

Sirius: 113; XM: 201



ONLINE

Twitter // @WakeFB

Live updates with stats & notes

Instagram // @WakeFootball

In-game updates and photos

Facebook // Wake Forest Football

Behind-the-scenes coverage

YouTube // WakeForestAthletics

Postgame highlights and interviews

WakeForestSports.com

Complete coverage of Wake Forest football



THE MATCH-UP

• Wake Forest is set for its 2015 finale, playing host to in-state rival Duke at BB&T Field at 12:30 p.m. on Nov. 28.

• The game airs live on the ACC Network. It can also be heard on the Wake Forest Sports Network and online at WakeForestSports.com.

WAKE FOREST STORYLINES

• Wake Forest is coming off back-to-back losses to top-five teams, most recently falling to No. 1-ranked Clemson, 33-13.

• A slow start once again doomed the Demon Deacons, with Clemson jumping out to a 20-0 lead by the end of the first quarter. The score was even at 13-13 over the final three quarters.

• The Demon Deacons matched their season-high by forcing four turnovers. Brad Watson, Hunter Williams and Chris Calhoun each recorded interceptions, while Teddy Matthews recovered a fumble on a muffed punt.

• Defensively, the Demon Deacons again were effective in getting stops in the backfield, recording seven tackles for loss. Wendell Dunn led the way with 1.5.

• Brandon Chubb led the Deacs with 11 tackles, followed by Brad Watson (nine), Ryan Janvion (nine), Dionte Austin (eight) and Zach Dancel (seven).

• Wake Forest is honoring 17 total student-athletes as part of Senior Day before the game.

• The Demon Deacons' 2015 FBS opponents have combined for a 72-49 overall record, including undefeated Clemson and one-loss teams in Notre Dame and North Carolina.

THE OPPOSITION & SERIES HISTORY

• Wake Forest is set to take on Duke for the 96th time in program history. The teams are meeting for the 49th consecutive season since not playing in 1966.

• The Blue Devils have claimed three straight in the series after snapping Wake Forest's series-long 12-game winning streak from 2000-11.

• Seven of the last nine meetings have been decided by a touchdown or less; Duke won by 20 last year, and the Deacs won by 11 in 2009.

• The Blue Devils are currently on a four-game losing streak since defeating Virginia Tech in four overtimes on Oct. 24. Duke spent two weeks this season ranked in the top 25.

WHAT'S INSIDE

Media Policies & Game Week Info	2
Deacon Notes	3-5
Quick Facts & Radio Info	3
Pronunciation Guide	4
Wake's Record When	5
Series History	6
ACC Statistics	7
Head Coach Dave Clawson	8
Depth Chart	9
Numerical Roster	10-11
2015 Season Stats	12-16
Box Scores	17-22
Individual Player Pages	23-33
The Last Time	34
Opponent Schedules	35

SERIES HISTORY

Overall: Duke leads, 56-37-2

All Games at WF: 17-25-2

Games at BB&T Field: 12-11-1

Dave Clawson vs. Duke: 1-1

David Cutcliffe vs. WF: 3-4

Last WF Win: 24-23 (10/22/11), at Duke

Last Duke Win: 41-21 (11/29/14), at Duke

Last Duke win at WF: 28-21 (11/23/13)

Current Streak: Duke, 3

Longest WF Streak: 12 (2000-11)

Longest Duke Streak: 12 (1952-63)

Largest WF win: 38 in 2005

Largest Duke win: 67 in 1937

LAST 10 MEETINGS

Year	W/L	Site	Score
2014	L	A	21-41
2013	L	H	21-28
2012	L	H	27-34
2011	W	A	24-23
2010	W	H	54-48
2009	W	A	45-34
2008	W	H	33-30 (ot)
2007	W	A	41-36
2006	W	H	14-13
2005	W	A	44-6

WAKE FOREST DEMON DEACONS (3-8, 1-6 ACC)

Sept. 3	ELON (ESPN3)	W, 41-3
Sept. 12	at Syracuse (ACC Network)	L, 17-30
Sept. 19	at Army West Point (CBS Sports)	W, 17-14
Sept. 26	INDIANA (ACC Network)	L, 24-31
Oct. 3	#9 FLORIDA STATE (ESPN)	L, 16-24
Oct. 10	at Boston College (RSN)	W, 3-0
Oct. 17	at North Carolina (RSN)	L, 14-50
Oct. 24	NC STATE (RSN)	L, 17-35
Oct. 30	LOUISVILLE (ESPN2)	L, 19-20
Nov. 14	at #4 Notre Dame (NBC)	L, 7-28
Nov. 21	at #1 Clemson (ESPN2)	L, 13-33
Nov. 28	DUKE (ACC Network)	12:30

DUKE BLUE DEVILS (6-5, 3-4 ACC)

Sept. 3	at Tulane	W, 37-7
Sept. 12	NC CENTRAL	W, 55-0
Sept. 19	NORTHWESTERN	L, 10-19
Sept. 26	GEORGIA TECH	W, 34-20
Oct. 3	BOSTON COLLEGE	W, 9-7
Oct. 10	at Army West Point	W, 44-3
Oct. 24	at Virginia Tech	W, 45-43 (4 OT)
Oct. 31	MIAMI	L, 27-30
Nov. 7	at North Carolina	L, 31-66
Nov. 14	PITTSBURGH	L, 13-31
Nov. 21	at Virginia	L, 34-42
Nov. 28	at Wake Forest	12:30

CARPE DEACON. SEIZE THE GAME.

INTERVIEWS & POLICIES

Weekly Press Conference

Wake Forest's weekly press conference begins each Tuesday at 11 a.m. in the Miller Center on campus. Selected players are available first to the electronic media in the Team Meeting Room on the first floor. The players will then meet the print media in the Rovere Room immediately following. Lunch will then be served and Dave Clawson will meet with the media at 11:45 a.m. in the team meeting room followed by lunch with the print media in the Rovere Room. Any specific player requests must be made before noon on Monday. Quotes and video of the press conference will be posted on WakeForestSports.com.

ACC Weekly Teleconference

Dave Clawson participates in the ACC's weekly teleconference every Wednesday at 11:10 a.m. For the media access number, contact the ACC Media Relations Office or the Wake Forest Athletic Communications Office. The teleconference is archived online at theACC.com.

Covering Practice

Wake Forest typically conducts its practices on campus at the Doc Martin Practice Complex adjacent to the Pruitt Football Center. Please contact the Athletic Communications Office when you'd like to attend. Coach Clawson is available in person every day of the week and players are available Tuesday and Wednesday after practice.

The Dave Clawson Show

Coach Clawson's weekly radio show with the Voice of the Deacons Stan Cotten airs on the Wake Forest IMG Sports Network and online at WakeForestSports.com. The show will be held live on location at Bib's Downtown through Oct. 10 and then held at the IMG College studios in downtown Winston-Salem.

Coach Clawson Interviews

Aside from the previously mentioned Tuesday press conference, Wednesday teleconference and radio show, Dave Clawson is available for phone interviews on Wednesday mornings by appointment only. Please schedule those with the Athletic Communications Office.

Player Interviews

Players are available at Tuesday's weekly press conference and before practice Tuesday and Wednesday. Phone interviews will be scheduled on an individual basis, contingent on class schedules. Please schedule those with the Athletic Communications Office.

WAKE FOREST ATHLETIC COMMUNICATIONS / MEDIA POLICIES

PRESS CREDENTIALS

Media credentials for all Wake Forest home games can be obtained by emailing a written request to Steve Shutt in the Athletic Communications Office.

All requests are screened to ensure a working pressbox with priority given to daily newspapers, radio/TV sports directors and other media who cover the Deacons and their opponents on a regular basis.

Guests are not permitted in any working media area. If you wish to bring a guest to any game, contact Steve Shutt regarding the availability of tickets.

MEDIA WILL CALL

Credentials will be mailed for all requests received seven days in advance of the specified game. All other credentials should be picked up in the Athletic Communications office the day before the game, or at the Media Will Call window no earlier than two and a half hours prior to kickoff. Media Will Call is located at Gate 1 of Deacon Tower at BB&T Field.

DEACON TOWER MEDIA ENTRANCE

To access the pressbox in Deacon Tower, media members should use the South elevators, also known as the Black Lobby. The Marvin "Skeeter" Francis Media Area is located on the sixth floor.

Bags will be searched prior to entering the stadium. No outside food or drinks are allowed into BB&T Field. Also, no food or drink can be carried onto the elevators once inside Deacon Tower.

SIDELINE REGULATIONS

In order to access the sidelines, photographers must have a Photo credential and an arm band. Arm bands are available on the sixth floor of Deacon Tower.

Tripods are allowed on the field but must be at least five yards away from the sideline or end line.

No photographers or media personnel are permitted within the team areas (midfield between the 25-yard lines) at any time. Please work from either side of the team area and move quickly behind the benches when changing ends of the field. Children are not allowed on the sidelines.

MEDIA SERVICES

Pregame notes, rosters and programs are provided to working media in the pressbox prior to kickoff. Quickie stats will be distributed in the press box after each quarter and in the Boyette Media Room in Bridger Field House after the game.

Final game packets will be available in the pressbox

WAKE FOREST ATHLETIC COMMUNICATIONS

Mailing/Shipping Address..... 519 Deacon Blvd
Winston-Salem, NC 27105
 Phone.....(336) 758-5640
 Fax(336) 758-5140
 WebsiteWakeForestSports.com
 Assoc. AD/Athletic Comm. (FB Contact) Steve Shutt
 Emailshuttsj@wfu.edu
 Office(336) 758-5640
 Cell(336) 970-7512
 Assistant Director (Secondary FB Contact)..... Jay Garneau
 Emailgarneajp@wfu.edu
 Office(336) 758-3229
 Cell(630) 290-2408
 Admin. Coord. (Credentials) Emily Richey
 Emailricheyem@wfu.edu
 Director Steve Kirkland
 Assistant Director..... Erika Carrubba
 Assistant Director..... Andrew Wilson
 Ath. Comm Asst..... Jake Ford
 Athletic Comm. Coordinator Kinsey Pate
 Pressbox Phone.....(336) 896-9159

following interviews.

Coach Dave Clawson will be available for comments and questions in the Boyette Media Room on the ground floor of Bridger Field House approximately 10 minutes following the conclusion of the game.

The Athletic Communications office will transcribe a portion of the postgame comments from Clawson, the visiting head coach and selected Demon Deacon players.

After Coach Clawson's 10-minute session, requested Wake Forest players will be made available in the Boyette Media Room. Requests for specific players should be submitted to the Wake Forest Athletic Communications staff in the pressbox before or during the fourth quarter.

The Wake Forest locker room is closed to the media at all times. The visiting coach will be available in the Helms Conference Room on the third floor of Bridger Field House after the game. Visiting player availability will be announced in the press box.

IN-GAME NOTES VIA TWITTER

The Wake Forest Athletic Communications Office posts in-game notes via Twitter. Follow the real-time updates at Twitter.com/WakeFB.

For complete coverage of Wake Forest football, visit the official athletics site at WakeForestSports.com.

DUKE GAME WEEK SCHEDULE

24 TUESDAY	25 WEDNESDAY	26 THURSDAY	27 FRIDAY	28 SATURDAY	29 SUNDAY	30 MONDAY
Press Luncheon • 11:00 a.m. • Miller Center • Clawson & select players	ACC Teleconference • 11:10 a.m. Practice - 1:00-3:00 p.m. • Practice facility • Interviews after	Practice - 10:15 a.m.-12 p.m. • Practice facility	Walk-Thru	Game Day - 12:30 p.m.	OFF	OFF
Practice - 3:20-5:20 p.m. • Practice facility • Interviews after	Radio Show • 7-8 p.m.					

2015 WAKE FOREST FOOTBALL GAME NOTES

MOST IMPROVED OFFENSES

- Wake Forest has the nation's second-most improved offense in 2015.
- The Deacons averaged 216.3 yards of total offense in 2014.
- Wake Forest is averaging 322.8 yards per game in 2015.
- That represents a 49.24 percent increase in offensive production.
- SMU leads the nation with a 52 percent offensive increase.

SENIOR SALUTE

- Wake Forest will recognize 17 players prior to Saturday's game.
- Among those being honored are the six members of Wake Forest's senior class.
 - o LB Brandon Chubb
 - o DT Tylor Harris
 - o WR P.J. Howard
 - o OL Dylan Intemann
 - o P Alex Kinal
 - o OLB Hunter Williams
- Wake Forest will also recognize three graduate transfers who are playing in their final college football game.
 - o WR K.J. Brent
 - o S Zack Dancel
 - o DB Devin Gaulden
- In addition, the Deacons will honor a number of fourth-year players who have the option to graduate after the season.
 - o TE Steve Donatell
 - o DL Shelldon Lewinson
 - o LB Teddy Matthews
 - o WR Maddox Stamey
 - o OL Joel Suggs
 - o DB James Ward
 - o WR Jonathan Williams
- o Former TE and current student assistant coach Zach Gordon.

A DEACON AND A DEVIL

- Former Wake Forest Athletic Director Pat Preston was both a Deacon and a Blue Devil during his playing career.
- A native of Thomasville, N.C., Preston attended Wake Forest and was considered one of the all-time Demon Deacon greats as a two-way tackle.
- A Wake Forest captain, Preston was an All-Southern Conference selection in 1942 and participated in the Blue-Gray game following the season.
- In 1943, Preston was one of six Deacons assigned to the Marine Corps' V-12 training corps stationed in Durham.
- As such, those men were allowed to play football for Duke.
- Preston helped Duke go 8-1 and win the Southern Conference championship.
- Preston was named to the All-America team following the 1943 season.

SPREADING THE WEALTH

- Wake Forest is tied for fourth in the nation in the number of receivers with 29 or more receptions.
- Washington State leads the way with seven, followed by California and Ole Miss with six apiece. Wake Forest is joined in fourth, with five, by Arizona, BYU, Central Michigan, Texas Tech and Western Kentucky.
- The Deacs are led in receptions by Cortez Lewis (42), Cam Serigne (41), K.J. Brent (40), Tabari Hines (31) and Chuck Wade (29).

IN THE SPOTLIGHT

- Wake Forest is coming off back-to-back games with attendances of more than 80,000 for the first time in program history.
- On Saturday, 81,577 fans packed Memorial Stadium to watch Wake Forest against the top-ranked Clemson Tigers. That was the largest crowd ever to watch a Wake Forest-Clemson game.
- Last Saturday's attendance of 80,795 at Notre Dame tied for the 10th-largest crowd that the Deacon football team has ever played in front of. The Wake Forest-Notre Dame game in 2012 also had an announced crowd of 80,795.

YOUNGSTERS PLAYING OLD

- Of Wake Forest's 188 points scored this season, 182 have been by true freshmen, redshirt freshmen or sophomores.
- KJ Brent is the only upperclassman to score this season with one TD reception.
- Wake Forest is the youngest team in the nation according to college football expert Phil Steele. His system awards points to each starter and back-up based on experience. Wake Forest earned a total of 37.0 points, ranking 128th in the FBS. Michigan, with 91.0 points, is considered the most experienced team in the nation.
- Wake Forest has a total of 48 freshmen on the team (31 true freshmen, 17 redshirt freshmen) and 26 sophomores (8 true sophomores, 16 redshirt sophomores). A total of 74 of the 103 players on the team are either freshmen or sophomores, accounting for 72 percent of the team.
- On the two-deep chart, Wake Forest lists 10 true freshmen, 11 redshirt freshmen and 13 sophomores among its top 47 players. A total of 34 of the top 47 players on the team will be back for at least two more seasons.

OFFENSE NOTES

- TE Cam Serigne has caught a pass in 23 consecutive games.
- Wake Forest has lost just five fumbles this season. That ranks as the second-lowest number of fumbles lost in a season.
- In 2011, the Deacons lost a record-low four fumbles.
- If Wake finishes the season with just five lost fumbles, it would tie the 1960 team for the second-fewest in a season.

ACTIVE CAREER LEADERS

- LB Brandon Chubb and S Ryan Janvion are both among the top 40 players in the NCAA in active career tackle leaders.
- Chubb ranks 16th in the nation with 315 career tackles. He also ranks 16th with 171 solo tackles and 16th with 144 career assisted tackles.
- Janvion is 37th nationally with 270 career tackles and 17th in the country with 7.9 tackles per game for his career.
- P Alex Kinal ranks first among all punters with 13,911 career punting yards, and 33rd with a 41.8-yard career punting average.



UNIVERSITY QUICK FACTS

Location . . .	Winston-Salem, NC 27109
Founded	1834
Enrollment	4,867 undergraduate
Colors	Old Gold & Black
Stadium	BB&T Field (31,500)
Surface	FieldTurf
Conference	Atlantic Coast
President	Dr. Nathan O. Hatch
Athletic Director	Ron Wellman
Ticket Office Phone	(888) 758-DEAC

PROGRAM HISTORY

First Year of Football	1888
Season of Football	114th
Bowl Appearances	Ten (6-4)
Last Bowl Game	2011 Music City
All-Time Record	435-641-33 (.407)
All-Time ACC Record	132-303-5 (.306)

TEAM INFORMATION

2014 Overall Record	3-9
ACC Record/Finish	1-7 (t-6th Atl.)
Letterwinners Returning	37
	(14 offense, 19 defense, 2 specialists)
Letterwinners Lost	19
	(10 offense, 8 defense, 1 specialist)
Starters Returning/Lost	16/9
Offense	6/5
Defense	7/4
Special Teams	3/0

WAKE FOREST IMG SPORTS NETWORK

Play-By-Play Announcer	Stan Cotten
Color Analyst	Tom Elrod
Sidelines	Dave Goren
Engineer	Tim Sparks
Spotter	Josh Nixon
Studio Host	Phil Brame
President	Ben Sutton, Jr.
General Manager	Jeff Salisbury
Partner Services Coord.	Melissa Sexton

WAKE FOREST FOOTBALL RADIO NETWORK AFFILIATES

*Galax, VA; Triad	WBRF-FM	98.1
Charlotte	WCRU-AM	960
Charlotte	WCRU-FM	105.7
Durham	WDRU-FM	105.5
Greensboro	WKEW-AM	1400
Greensboro	WKEW-FM	96.3
New Bern	WWNB-AM	1490
New Bern	WWNB-FM	103.9
Raleigh	WRMT-AM	1490
Statesville	WSIC-AM	1400
Statesville	WSIC-FM	100.7
Winston-Salem	WEGO-AM	980
Winston-Salem	WPOL-AM	1340
Winston-Salem	WPOL-FM	103.5

* - flag ship station

2015 WAKE FOREST FOOTBALL GAME NOTES

PRONUNCIATION GUIDE

Reid Althoff	ALT-hoff
Charles Argenzio	ar-GEN-zio
Dionte Austin	dee-ON-tay
Alex Bachman	BOCK-man
Elontae Bateman	E-LON-tay
Zach Dancel	DAN-sul
Deonte Davis	dee-ON-tay
Steve Donatell	don-uh-TELL
Wendell Dunn	when-DELL
Duke Ejifor	EDGE-eh-for
Rocco Esposito	ess-po-ZEE-toe
Jack Freudenthal	FROO-den-thal
Bryant Gross-Armiento	army-EN-toe
Tylor Harris	TIE-ler
Tyree Harris	TIE-ree
Justin Herron	her-RON
Tabari Hines	tuh-BAR-ee
Dylan Intemann	INT-uh-men
Ryan Janvion	JAN-vee-uhn
Alexander Kinal	KIN-uhl
Ali Lamot	ah-LEE LUH-mot
Marquel Lee	mar-KELL
Nick Luedeke	LOO-duh-key
Kalin McNeil	KAY-lin
Josh Okonye	oh-CONE-yay
Patrick Osterhage	OH-stir-haig
Vince Paolucci	pov-LOU-chee
Christopher Pearcey	PEER-see
Cam Serigne	SAIR-in-ay
Rashawn Shaw	ruh-SHAWN
Maddox Stamey	STAY-me
A'Lique Terry	uh-LEAK
Zack Wary	WEAR-ee
Kahlil Welsh	kuh-LIL
Jaboree Williams	juh-BAR-ee
John Wolford	WOHL-ferd
Dezmond Wortham	WORTH-uhm
Willie Yarbary	YAR-bare-ee

DEACONS IN THE NFL

Player	Team	Exp.
Tommy Bohanon	NY Jets	3rd
Michael Campanaro	Baltimore	2nd
Chris Givens	Baltimore	4th
Justin Jackson	Dallas	2nd
Kevin Johnson	Houston	1st
Joe Looney	Tennessee	4th
Merrill Noel	Buffalo	1st
Calvin Pace	NY Jets	12th
Zach Thompson	Baltimore	2nd
Nikita Whitlock	NY Giants	2nd
Kyle Wilber	Dallas	4th

TACKLING MACHINE

- Brandon Chubb recorded a team-high 11 tackles against Clemson on Saturday.
- That raised Chubb's career total to 315 tackles.
- Chubb ranks 12th all-time in school history in career tackles.
- He would need just eight tackles vs. Duke to climb into the top 10 and surpass current No. 10 Marc Hester (1977-79) who had 322 career stops.

TOP TIGHT END

- Sophomore TE Cam Serigne is rapidly rising on the school charts for receptions and receiving yards by a TE.
- Serigne enters the game with 95 career receptions for 939 yards and eight touchdowns. Serigne could soon become just the third Deacon TE with 100 career catches.
- He is tied with Mike Mullen (1978-81) for the TE record with eight career TD catches.
- He would also become the third TE with 1,000 career receiving yards.
- John Henry Mills currently owns both tight end marks with 142 catches and 1,652 yards. Steve Young (1974-77) is second with 108 receptions and 1,173 yards.

AUSSIE, AUSSIE, AUSSIE

- P Alex Kinal enters his final college game holding school, ACC and NCAA records for punting in a career.
- Kinal has punted 333 times for 13,911 yards in his four seasons.
- He broke the previous NCAA career marks which were 322 punts and 13,621 yards. Nick Harris of Cal (1997-2000) previously held both marks.
- Kinal appears poised to become the first FBS kicker to surpass the 14,000 yard mark for career punts.
- Kinal and Wake Forest rank first in the ACC and sixth in the nation in net punting with a 41.46 net average.

ROOK CAN RUN

- With a touchdown run at Clemson, freshman Kendall Hinton now has seven rushing touchdowns in 2015.
- Hinton ranks tied for fourth among all Wake Forest quarterbacks in rushing touchdowns in a career with seven.
- Only two quarterbacks in Wake Forest history (Larry Russell, Freddie Summers) have more rushing touchdowns in a season.
- His 69-yard run against NCSU was the seventh-longest in school history by a Wake Forest quarterback.
- Hinton has a 33-yard advantage over Tyler Bell as Wake Forest's leading rusher this year.
- The only Wake Forest QB to lead the team in rushing was Larry Russell in 1969 with 471 yards.

Most rushing TD, QB, season

- 15, Larry Russell, 1971
- 10, Larry Russell, 1970
- 10, Freddie Summers, 1967
- 7, Freddie Summers, 1968
- 7, Kendall Hinton, 2015 (thru 11 games)

FUN FACTS VS. DUKE

- Wake Forest was referred to as the Baptists for many

years until 1923 when, after a 16-6 win over Duke, then known as Trinity, Old Gold and Black sports editor Mayon Parker dubbed the team the Demon Deacons in recognition of what he termed their devilish play and fighting spirit.

- In 1938, Wake Forest played its first-ever game at Bowman Gray Stadium. The school, then located in Wake Forest, North Carolina, traveled to Winston-Salem to play the Blue Devils.
- Closing the season with Duke has been a rarity in the past. In the first 114 years of Wake Forest football, the Deacs ended the year with the Blue Devils just four times.
- However, the ACC is now promoting year-end rivalry games and Wake Forest and Duke will become traditional post-Thanksgiving rivals.

ACADEMIC ALL-DISTRICT

- A pair of Wake Forest defenders have been named to the CoSIDA Academic All-District III team.
- S Ryan Janvion was named to the All-District team for the second consecutive year. A starter in eight of the first nine games, Janvion is fifth on the club with 44 tackles.
- ROV Hunter Williams, a senior, has started all nine games and is fourth on the team with 47 tackles. He is second on the club with 6.5 tackles for loss and third with two sacks.
- Williams is also a repeat honoree, having been named All-District in 2014, and was a semifinalist for the William V. Campbell Trophy.
- Both Janvion and Williams advance onto the ballot for Academic All-America.

POP WARNER AWARD

- Senior LB Brandon Chubb has been named one of four finalists for the Pop Warner College Football Award.
- The award recognizes a graduating senior who has made a difference on the field, in the classroom and in his community, which are attributes Pop Warner emphasizes with its young scholar-athletes.
- Chubb is a finalist along with UCLA offensive lineman Jake Brendel, Duke safety Jeremy Cash and Army West Point running back Matt Giachinta.
- Chubb leads the Demon Deacons with 96 tackles and five quarterback hurries. He is second on the team with 8.0 tackles for loss.
- With 315 tackles, Chubb became just the 14th player in school history to surpass 300 career tackles against Notre Dame.

NUMBER CHANGES

- RB Tyler Bell switched from jersey number 24 to 27 after the fourth game of the year.
- After wearing number 8 in the opener, WR Tabari Hines switched to number 6.
- QBs Kyle Driscoll (11) and Chuck Norgle (15) swapped numbers.

CLAWSON ON THE COACHES POLL

- Wake Forest head coach Dave Clawson has been added as a voter on the Amway Coaches Poll.
- Clawson replaces former Miami head coach Al Golden, and he cast his first ballot on Nov. 1.

2015 WAKE FOREST FOOTBALL GAME NOTES

FOUNTAIN OF YOUTH

- Wake Forest's six-member senior class is the smallest senior class in FBS, and marks the fewest seniors since 1944 when the U.S. was involved in World War II.
- Wake Forest's senior class includes OL Dylan Intemann, WR P.J. Howard, LB Bradon Chubb, ROV Hunter Williams, DL Tylor Harris and P Alex Kinal.
- The Deacons own the nation's smallest senior class at the FBS level. UCF and Vanderbilt have nine seniors while Pitt and Old Dominion have 10.
- Wake Forest's two seniors on offense (Intemann, Howard) tie the Deacons for the nation's fewest - Nevada and Pittsburgh each have two seniors on offense.

HALL OF FAMER

- Wake Forest Football had a representative inducted into the Wake Forest Sports Hall of Fame Oct. 24: Fred Robbins.
- Robbins was a four-year letterman from 1996-99, starting 44 career games.
- He was a second-round pick by the Minnesota Vikings. After a four-year stint with Minnesota, he signed with the New York Giants where he was a Pro Bowler and led the Giants to the Super Bowl XLI title over New England.
- Robbins wrapped up his NFL career with St. Louis, retiring with 35.5 career sacks in 185 games.
- Other inductees this year include Kelly Dostal (field hockey), Annie Bersagel (track/XC), Tracy Connor (women's basketball), Stan Najeway (men's basketball) and George Greer (baseball coach).

CAPTAINS

- Wake Forest has five permanent, season-long captains in 2015:
- LB Brandon Chubb, ROV Hunter Williams and S Ryan Janvion are repeat captains from the 2014 season.
- Senior OL Dylan Intemann is the lone captain representing the offense, and senior punter Alex Kinal represents the special teams.

A FAMILY AFFAIR

- LB Brandon Chubb is Wake Forest's active career tackle leader, and has football in his blood.
- Chubb's brother, Bradley, is a DE at NC State.
- His cousin, Nick, was a Heisman candidate RB at Georgia until suffering a season-ending injury and another cousin, Zach, was a DB at Air Force. His father was a linebacker at Georgia from 1984-88.

LOOKING FRESH

- Wake Forest debuted new uniforms in 2015.
- The new uniform design takes cues from the school's rich history, campus architecture and the Demon Deacon mascot.
- The black and gold uniform features a new custom number font honoring the university's founding in 1834. The numbers feature angled notches at 18 and 34 degrees, top and bottom respectively.
- The jersey sleeves feature a new pattern providing an unmistakable connection to Wake Forest's history. Drawn from the University Shield and the wrought-iron architectural details that punctuate the campus, the graphic forms a stylized "W."

WAKE FOREST IN OVERTIME

Date	Opponent	Site	OT	W/L
10/2/98	Appalachian State	H	1	L, 27-30
8/29/02	Northern Illinois	A	1	L, 41-42
9/4/04	Clemson	A	2	L, 30-37
10/2/04	NC State	A	1	L, 21-27
9/22/07	Maryland	H	1	W, 31-24
11/1/08	Duke	H	1	W, 33-30
9/26/09	Boston College	A	1	L, 24-27
11/7/09	Georgia Tech (10/11)	A	1	L, 27-30
9/1/11	Syracuse	A	1	L, 29-36
11/22/14	Virginia Tech	H	2	W, 6-3

WAKE'S RECORD WHEN...

	2015	Under Clawson
At Home	1-4	4-7
On The Road	2-4	2-10
Neutral Site Games	0-0	0-0
Vs. ACC Opponents	1-6	2-13
Vs. Non-Conference Opp.	2-2	4-4
Vs. In-State Opponents	1-2	2-4
In August	0-0	0-1
In September	2-2	4-4
In October	1-4	1-8
In November	0-2	1-5
On ABC	0-0	0-1
On ACC Network	0-2	1-2
On CBS Sports Network	1-0	1-1
On ESPN	0-1	0-2
On ESPN2	0-2	0-2
On ESPN3	0-0	0-3
On ESPN3	1-0	3-0
On Fox Sports	1-2	1-5
On NBC	0-1	0-1
Against Unranked Teams	3-5	6-11
Against Ranked Teams	0-3	0-5
Against Top-10 Teams	0-3	0-4
Afternoon Games	2-6	4-11
Night Games	1-2	2-6
Decided by 7 or Less	2-2	4-4
Winning Coin Toss	2-4	4-6
Losing Coin Toss	1-4	2-11
Scoring First	2-2	5-8
Opp. Scores First	1-6	1-9
Leading At Halftime	1-2	2-3
Tied At Halftime	1-0	2-1
Trailing At Halftime	1-6	2-13
Leading After 3 Qtrs	2-0	3-1
Tied After 3 Qtrs.	1-0	2-1
Trailing After 3 Qtrs.	0-8	1-15
In Overtime	0-0	1-0
Scoring 30+ Pts	1-0	1-0
Scoring 20-29 Pts	0-1	2-4
Scoring 0-19 Pts	2-7	3-13
Allowing 30+ Pts	0-5	0-11
Allowing 20-29 Pts	0-3	1-5
Allowing 0-19 Pts	3-0	5-1
Outrushing Opp.	1-1	2-1
Getting Outrushed	2-7	4-16
Pass For More Yds	3-4	6-5
Pass For Fewer Yds	0-4	0-12
Outgaining Opp.	2-3	3-3
Getting Outgained	1-5	3-14
Win Time of Poss.	1-5	3-8
Lose Time of Poss.	2-3	3-9
Score a Def./ST TD	0-0	0-3
Allow a Def./ST TD	0-4	0-9
Fewer Penalty Yards	2-6	3-10
More Penalty Yards	1-2	3-7
Equal Penalty Yards	0-0	0-0
Win Turnover Battle	1-2	3-3
Lose Turnover Battle	1-6	2-10
Turnover Battle Even	1-0	1-4
In Gold Helmets	0-3	0-4
In Matte Helmets	2-3	4-6
In Black Helmets	1-2	2-7
White Jerseys	2-4	2-9
Black Jerseys (black sleeves)	0-2	3-6
Black Jerseys (gold sleeves)	1-2	1-2
In White Pants	1-1	1-3
In Gold Pants	2-2	4-3
In Black Pants	0-5	1-11

ON THIS DATE IN DEACON FOOTBALL HISTORY • NOVEMBER 28 • RECORD: 4-2

1959: Wake Forest closed the season with a 43-20 ACC victory over South Carolina at Memorial Stadium in Charlotte. Norm Snead completed 12 of 22 passes for 245 yards to set the ACC records for total offense, passing yards and pass completions. Trailing 20-18 at half, the Deacons scored 25 unanswered points after intermission to put the game away. Winston Futch rushed for a pair of touchdowns and Buck Jolly ended the game with a 10-yard interception return for a score. Wake Forest outgained the Gamecocks 491 to 167.

1946: Wake Forest posted a 35-0 shutout victory over South Carolina in front of an overflow crowd in Charlotte. Nick Sacrinty completed 10 of 14 passes for 167 yards and two touchdowns to lead the Demon Deacon offense. Red O'Quinn led Wake's receiving corps with eight receptions for 129 yards and a score. Sacrinty hit Gordon Studer with a 7-yard TD pass to start Wake Forest's scoring and later connected with O'Quinn on a 16-yard touchdown pass. Reserve quarterback Tom Fetzer tossed an 8-yard TD pass to Harry Dowda to complete the scoring.

1940: The Demon Deacons prevailed over South Carolina 7-6 in Charlotte on Thanksgiving Day. The day was declared Wake Forest Day in Charlotte.

1929: Wake Forest blanked Mercer 13-0 in Asheville, N.C. on Thanksgiving Day. Eustice Mills had touchdown runs of 38 and 30 yards. The game was played at Asheville's Municipal Stadium and after the game, the Asheville alumni association threw a birthday party for Wake Forest captain Johnny Cox.

2015 WAKE FOREST FOOTBALL GAME NOTES

WAKE FOREST - DUKE SERIES



DUKE 41, WAKE FOREST 21 NOVEMBER 29, 2014 WALLACE WADE STADIUM (27,820)

DURHAM, N.C. - John Wolford threw for three touchdowns for the first time in his career, but Wake Forest fell to Duke, 41-21, in the 2014 finale at Wallace Wade Stadium on Saturday night.

Wolford completed 23-of-35 passes for 244 yards and a trio of touchdowns, finding Jared Crump, Cam Serigne and Brandon Terry in the end zone for scores.

Brandon Chubb surpassed his previous career-high by making 19 tackles, also forcing a fumble and breaking up a pass. Marquel Lee (13 tackles, half sack), Ryan Janvion (11) and Thomas Brown (10, forced fumble) also had double-digit tackles.

Additionally, Serigne broke the program record for catches in a season by a tight end, totaling 54. That surpassed the mark of 51 first set in 1971.

Scoring	1	2	3	4	Total
Wake Forest	7	7	7	0	21
Duke	21	6	7	7	41

1st Quarter

DU – Boone 4 yrd run (Martin kick), 12:06
 WF – Crump 27 yrd pass from Wolford (Weaver kick), 8:53
 DU – Wilson 8 yrd run (Martin kick), 4:14
 DU – Crowder 52 yrd pass from Boone (Martin kick), 4:05

2nd Quarter

DU – Martin 45 yrd field goal, 10:47
 WF – Serigne 17 yrd pass from Wolford (Weaver kick), 1:43
 DU – Martin 28 yrd field goal, :39

3rd Quarter

WF – Terry 40 yrd pass from Wolford (Weaver kick), 11:23
 DU – Blaser 0 yrd fumble recovery (Martin kick), 6:46

4th Quarter

DU – Reeves 18 yrd pass from Sirk (Martin kick), 6:02

	WF	DU
FIRST DOWNS	18	21
RUSHES-YARDS (NET)	24-64	45-146
PASSING YDS (NET)	251	293
Passes Comp-Att-Int	24-36-0	20-32-0
TOTAL OFFENSE PLAYS-YARDS	60-315	77-439
Fumble Returns-Yards	0-0-0	0-0-0
Punt Returns-Yards	1-(-4)	0-0
Kickoff Returns-Yards	6-147	3-75
Interception Returns-Yards	0-0	0-0
Punts (Number-Avg)	3-40.7	2-41.5
Fumbles-Lost	3-2	3-1
Penalties-Yards	3-35	3-29
Possession Time	28:54	31:06
Third-Down Conversions	3 of 11	11 of 18
Fourth-Down Conversions	2 of 5	1 of 3
Red-Zone Scores-Chances	1-2	5-5
Sacks By: Number-Yards	2-21	4-21

RUSHING: WF – Garside 1-28; Wortham 7-23; Robinson 7-21; Wolford 8-minus 1; Team 1-minus 9; Kinal 0-2. DU – Powell 16-63; Boone 11-29; Wilson 5-22; Sirk 6-13; Snead 4-12; Ajeigbe 1-4; Adames 2-3.

PASSING: WF – Wolford 24-36-0-251. DU – Boone 19-31-0-275; Sirk 1-1-0-18.

RECEIVING: WF – James 9-87; Serigne 6-49; Scott 3-25; Terry 2-51; Wortham 2-7; Crump 1-27; Robinson 1-5. DU – Crowder 8-102; Blakeney 7-107; Snead 2-20; Reeves 1-18; Powell 1-14; McCaffrey 1-4; Barnes 0-28.

WAKE FOREST VS. DUKE

• Wake Forest trails Duke by a 56-37-2 margin in the all-time series that originated in 1889.

• Duke holds a 25-17-2 advantage in all contests played at Wake Forest, but the Deacs hold a 12-11-1 advantage at BB&T Field.

• The Demon Deacons had their 12-game winning streak over Duke snapped in 2012 as the Blue Devils came away with a 34-27 victory at BB&T Field.

• The 12-game winning streak was the longest ever by a Wake Forest team against an ACC opponent.

WAKE FOREST - DUKE CONNECTIONS

• Wake Forest secondary coach Derrick Jackson started 40 consecutive games at safety for Duke and was the most outstanding defensive back for the Blue Devils in 1991 and 1992.

• Dave Clawson succeeded David Cutcliffe as the offensive coordinator at Tennessee in 2008.

• In 2010, Derrick Jackson coached the defensive line at Akron while Duke assistant head coach John Latina served as the offensive coordinator.

• Duke defensive coordinator Jim Knowles and Wake Forest linebacker coach Warren Belin both coached at Cornell during the 1994 and 1995 seasons.

• Duke RB Jela Duncan and Wake Forest freshman Amari Henderson are both graduates of Charlotte's Mallard Creek HS.

IT HAPPENED AGAINST DUKE

• Wake Forest suffered its first-ever defeat, losing to the Blue Devils 8-4 in 1889.

• Rusty LaRue set the school record for attempts (78) and completions (55) in the 1995 game. LaRue's 55 completions still stand as the NCAA FBS single-game record.

• In 1970 and 1971, Wake Forest had three 100-yard rushers in each game against Duke. Those are the only two instances of three 100-yard rushers in school history.

• Sam Swank booted a school record 86-yard punt vs. Duke in 2006.

• In 1973, Duke's Tony Benjamin carried the ball 41 times vs. Wake Forest, the most carries ever by a WFU opponent.

• In 1980, Ben Bennett attempted 62 passes vs. Wake, the most ever by an opponent.

• Duke's Chris Castor set a Wake Forest opponent record with 283 receiving yards in 1982.

Overall: Duke leads, 56-37-2

All Games at WF: 17-25-2
 Games at BB&T Field: 12-11-1
 All Games at Duke: 10-27
 Games at Wallace Wade Stadium: 18-26
 All Neutral site games: 0-4
 Dave Clawson vs. Duke: 1-1
 David Cutcliffe vs. WF: 3-4
 Last WF Win: 24-23 (10/22/11), at Duke
 Last Duke Win: 41-21 (11/29/14), at Duke
 Last WF win at Duke: 24-23 (10/22/11)
 Last Duke win at WF: 28-21 (11/23/13)
 Current Streak: Duke, 3
 Longest WF Streak: 12 (2000-2011)
 Longest Duke Streak: 12 (1952-63)
 Largest WF win: 38 in 2005
 Largest Duke win: 67 in 1937

2014	L	A	21-41
2013	L	H	21-28
2012	L	H	27-34
2011	W	A	24-23
2010	W	H	54-48
2009	W	A	45-34
2008	W	H	33-30 (ot)
2007	W	A	41-36
2006	W	H	14-13
2005	W	A	44-6
2004	W	H	24-22
2003	W	A	42-13
2002	W	H	36-10
2001	W	A	42-35
2000	W	H	28-26
1999	L	A	35-48
1998	L	H	16-19
1997	W	A	38-24
1996	W	H	17-16
1995	L	A	26-42
1994	L	H	26-51
1993	L	H	13-21
1992	W	A	28-14
1991	W	H	31-14
1990	L	A	20-57
1989	L	H	35-52
1988	W	A	35-16
1987	W	H	30-27
1986	L	A	36-38
1985	W	H	27-7
1984	W	A	20-16
1983	L	H	21-31
1982	L	A	26-46
1981	L	H	10-31
1980	W	A	27-24
1979	W	H	17-14

2015 WAKE FOREST FOOTBALL GAME NOTES

ACC STANDINGS

(As of 11/23/15)

Atlantic Division	CONFERENCE			OVERALL			STRK	HOME	ROAD	NEU	DIV
	W-L	PF	PA	W-L	PF	PA					
Clemson	8-0	304	152	11-0	418	194	W14	7-0	4-0	0-0	6-0
Florida State	6-2	216	144	9-2	361	187	W2	7-0	2-2	0-0	5-1
Louisville	5-3	208	200	6-5	308	268	L1	4-2	2-2	0-1	4-2
NC State	3-4	185	192	7-4	370	240	W1	3-2	4-2	0-0	3-3
Syracuse	1-6	182	249	3-8	307	355	L8	3-3	0-5	0-0	1-4
Wake Forest	1-6	99	192	3-8	188	268	L5	1-4	2-4	0-0	1-5
Boston College	0-7	56	127	3-8	189	163	L7	3-4	0-3	0-1	0-5

Coastal Division	CONFERENCE			OVERALL			STRK	HOME	ROAD	NEU	DIV
	W-L	PF	PA	W-L	PF	PA					
North Carolina	7-0	295	156	10-1	450	215	W10	7-0	3-0	0-1	6-0
Pittsburgh	6-1	192	153	8-3	315	266	W2	3-2	5-1	0-0	4-1
Duke	3-4	193	239	6-5	339	268	L4	3-3	3-2	0-0	2-4
Miami	4-3	170	235	7-4	318	322	W1	5-1	2-3	0-0	4-1
Virginia Tech	3-4	180	166	5-6	325	270	L1	2-4	3-2	0-0	1-4
Virginia	3-4	197	210	4-7	289	363	W1	4-2	0-5	0-0	2-3
Georgia Tech	1-7	188	250	3-8	344	296	L3	3-3	0-5	0-0	0-6

UPCOMING ACC SCHEDULE

Friday, November 27

Miami at Pittsburgh 12:00

Saturday, November 28

Clemson at South Carolina 12:00

Georgia at Georgia Tech 12:00

Virginia Tech at Virginia 12:00

Louisville at Kentucky 12:00

Boston College at Syracuse 12:30

Duke at Wake Forest 12:30

North Carolina at NC State 3:30

Florida State at Florida 7:30

ACC TELECONFERENCE

The ACC Football Coaches Teleconference will occur on Wednesdays throughout the season, with the exception of Thanksgiving week, when the call will be held on Tuesday. The Teleconference will begin at 10:30 a.m. and conclude at 12:50 p.m. There will be a replay available of each teleconference on TheACC.com. Contact the ACC Media Relations Office (336-851-6062) to obtain the call-in number. Notre Dame head coach Brian Kelly will also be available on the call at 10:20 a.m. each week that the Irish play an ACC opponent.

Weekly Teleconference Schedule

Dabo Swinney, Clemson 10:30

Jimbo Fisher, Florida State 10:40

Bobby Petrino, Louisville 10:50

Scott Shafer, Syracuse 11:00

Dave Clawson, Wake Forest . . . 11:10

Paul Johnson, Georgia Tech 11:20

Larry Fedora, North Carolina 11:30

Frank Beamer, Virginia Tech 11:40

Larry Scott, Miami 11:50

Pat Narduzzi, Pitt 12:00

Mike London, Virginia 12:10

Steve Addazio, Boston College 12:20

David Cutcliffe, Duke 12:30

Dave Doeren, NC State 12:40

COLLEGE PRESSBOX.COM

CollegePressBox.com is the official media website for ACC football. Access and download weekly game notes, stats, media guides and more for the ACC and each of its 14 member schools. Hi- and low- resolution head shots, action shots and logos are available for download, as well as information and photographs for other Wake Forest sports.

Login information will be distributed by the conference office to accredited media, or you can apply for a password by sending an e-mail to password@collegepressbox.com.

ACC INDIVIDUAL LEADERS - ALL GAMES

OFFENSE			ALEXANDER KINAL		
KENDALL HINTON			Punting Yardage	3,095	2nd
Rushing Touchdowns	7	t-8th	Punting Average	43.6	t-5th
JOHN WOLFORD			CHUCK WADE		
Pass Yds/Completion	12.2	7th	Kick Return Average	18.5	10th
Completion Percentage	59.5	8th	Kick Return Yards	314	10th
Pass Yds/Attempt	7.3	8th	DEFENSE		
Pass Completions	119	9th	BRANDON CHUBB		
Pass Yds/Game	145.3	10th	Tackles/game	8.7	t-4th
Passing Yards	1453	10th	BRAD WATSON		
			Passes Defended	12	t-4th
SPECIAL TEAMS					
TABARI HINES					
Punt Return Average	4.0	4th			

ACC TEAM LEADERS

(As of Nov. 23)

CATEGORY	STAT	RANK
Scoring Offense	17.1	14th
ACC Games Only	14.1	13th
Rushing Offense	106.0	14th
ACC Games Only	81.7	14th
Passing Offense	218.3	8th
ACC Games Only	193.6	11th
Total Offense	324.3	13th
ACC Games Only	275.3	13th
Scoring Defense	24.4	t-7th
ACC Games Only	27.4	t-8th
Rushing Defense	162.7	8th
ACC Games Only	167.3	8th
Pass Defense	195.5	7th
ACC Games Only	240.0	12th
Total Defense	358.2	8th
ACC Games Only	407.3	9th
Turnover Margin	-0.91	14th
ACC Games Only	-0.71	t-12th
First Downs	206	12th
ACC Games Only	110	t-12th
Opp First Downs	187	5th
ACC Games Only	129	5th
3rd Down Conversions	.345	12th
ACC Games Only	.327	12th
Opp 3rd Down Conv.	.347	5th
ACC Games Only	.348	4th
Sacks By	18	12th
ACC Games Only	13	t-10th
Sacks Against	39	13th
ACC Games Only	25	13th
Penalty Yards	46.7	3rd
ACC Games Only	47.3	5th
Opp Penalty Yards	64.9	2nd
ACC Games Only	59.4	5th
Field Goal Pct.	.647	12th
ACC Games Only	.636	12th
PAT Kicking	.955	13th
ACC Games Only	.909	13th
Net Punting	41.5	1st
ACC Games Only	41.1	1st
Punt Return Avg.	3.7	13th
ACC Games Only	4.1	6th
Kickoff Returns	18.2	13th
ACC Games Only	18.6	11th
Kickoff Coverage Net	39.2	11th
ACC Games Only	38.0	13th
Time of Possession	31:54	4th
ACC Games Only	31:30	4th
Red Zone Offense	.793	13th
ACC Games Only	.929	t-2nd
Red Zone Defense	.767	2nd
ACC Games Only	.696	1st

ACC INDIVIDUAL LEADERS - ACC GAMES

OFFENSE			CHUCK WADE		
JOHN WOLFORD			Kick Return Average	18.3	5th
Pass Yds/Completion	11.6	6th	Kick Return Yards	275	5th
Pass Yds/Attempt	6.5	9th	DEFENSE		
Pass Completions	77	t-9th	BRANDON CHUBB		
Pass Yds/Game	127.9	10th	Tackles/game	8.9	7th
Completion Percentage	55.8	10th	BRAD WATSON		
Pass Efficiency	109.7	10th	Passes Defended	9	t-4th
			Interceptions	2	t-4th
SPECIAL TEAMS					
TABARI HINES					
Punt Return Yards	33	t-9th			
ALEXANDER KINAL					
Punting Yardage	2,231	2nd			
Punting Average	42.9	6th			

DAVE CLAWSON



Head Coach

2nd Year • Williams, 1989

Success is often measured in small doses. And such was the case for Wake Forest head coach Dave Clawson during his first season as the head coach of the Demon Deacons.

Success was achieved in numerous areas in Clawson's first year including tremendous gains in strength and conditioning, recruiting, academics and the ground-breaking for a new indoor practice facility, the McCreary Field House.

Next up for Clawson and his staff is to translate those off-field gains into on-field victories.

On December 10, 2013, Clawson became the 32nd head football coach in Wake Forest University history. The head coach at Bowling Green State University from 2009 through 2013, Clawson led the Falcons to the 2013 Mid-American Conference championship with a 47-27 win over No. 16 Northern Illinois.

Clawson and his staff put together a defensive unit in 2014 that finished 12th in the nation in passing yards allowed and 40th nationally in total defense. The improvement on special teams was notable as the Deacons were fourth in the nation in net punting.

Clawson built Bowling Green to be explosive both offensively and defensively. The 2013 Falcon team was eighth in the nation in total defense and 23rd in total offense. The Falcons were one of just six teams to rank in the top-30 nationally in both total offense and defense. In 2012, BGSU was ranked sixth in the nation in total defense and 10th nationally in scoring defense, yielding just 16.8 points per game. The Falcons were the only non-power conference team to rank in the top 25 statistically in both total offense and total defense in 2013.

Bowling Green's 2013 team went 10-3 overall and won the MAC East title with a 7-1 record. The Falcons received a bid to the Little Caesar's Bowl in Detroit which marked the third bowl appearance in five seasons for Clawson's team.

In his 15 years as a head coach, Clawson has delivered a conference championship at every stop. Prior to the 2013 Mid-American Conference title at Bowling Green, Clawson helped Richmond to an Atlantic 10 Championship in 2005 and a Colonial Athletic Association title in 2007. His first championship as a head coach came in 2002 when he led Fordham to the Patriot League title.

He has also earned numerous coach of the year awards. He was the Patriot League Coach of the Year in 2001 and 2002 and was awarded the 2005 Atlantic 10 Coach of the Year award in just his second year in the league. Clawson earned CAA Coach of the Year honors in 2007, giving him four coach of the year honors in his first seven years as a head coach.

In 2002, Clawson was the Schutt Sports/American Football Monthly I-AA Coach of the Year and a finalist for the Eddie Robinson Award. In 2005, Clawson earned National Coach of the Year from I-AA.org and was again a finalist for the Eddie Robinson Award.

A 1989 graduate of Williams College in Massachusetts, Clawson earned a degree in political economy. A native of Youngstown, N.Y., Clawson was a defensive back for Williams and went on to serve as a graduate assistant coach at Albany in 1989 and 1990. He moved to Buffalo for the

1991 and 1992 seasons, tutoring the secondary his first year and the quarterbacks and running backs his second.

In 1993, Clawson was named the running backs coach at Lehigh and helped the Mountain Hawks to a 7-4 record and the Patriot League championship. He was promoted to offensive coordinator in 1994 and spent two years in that role, adding another Patriot League title in 1995.

Villanova hired Clawson as offensive coordinator in 1996 and his offense helped the Wildcats to NCAA FCS playoff appearances in 1996 and 1997. During his tenure at Villanova, Clawson's offense established 70 program records, held the No. 1 ranking in the nation for six weeks in 1997 and won the 1997 Atlantic 10 championship. He tutored Brian Westbrook, who became the first player in college football history to gain 1,000 yards both rushing and receiving.

Following the 1998 season, Clawson became the nation's youngest Division I head coach when he was named head coach at Fordham. Inheriting a team that had won just 22 games in the previous 10 years, Clawson turned the Rams into the Patriot League champions in his fourth season at the helm. He was the Patriot League Coach of the Year in both 2001 and 2002. Clawson helped the Rams 2002 FCS Playoffs where they defeated fourth seed Northeastern in the opening round before falling to Villanova.

Clawson was named the head coach at Richmond prior to the 2004 season. He guided the Spiders to the biggest two-year turnaround in school history, improving from 3-8 in 2004 to 9-4 in 2005. In 2007, his final year with the Spiders, Clawson guided Richmond to an 11-3 record, the Colonial South title and the FCS national semifinals.

He left Richmond in 2008 to replace David Cutcliffe as the offensive coordinator under Phillip Fulmer at Tennessee. Following that season, Clawson was named the head coach at Bowling Green in time for the 2009 season.

Clawson has compiled a 93-89 record in 15 career seasons including a 59-54 mark in conference games. He was 29-29 in five seasons at Fordham, 29-20 in four seasons at Richmond and 32-31 in five seasons with Bowling Green.

Clawson and his wife, Catherine, are the parents of two children, Courtney and Eric.



THE DAVE CLAWSON FILE

BORN

- August 16, 1967 in Youngstown, New York

FAMILY

- Wife — Catherine
- Children — Courtney and Eric

EDUCATION

- Williams College — 1989
B.A. in Political Economy
- SUNY Albany — 1992
M.A. in Liberal Studies

PLAYING HISTORY

- Williams College — 1985-88
Three-year starter at defensive back
Also played basketball

COACHING HONORS

- 2007 CAA Coach of the Year
- 2005 I-AA.org National Coach of the Year
- 2005 Atlantic 10 Coach of the Year
- 2002 Schutt Sports/American Football Monthly National I-AA Coach of the Year
- 2001 & 2002 Patriot League Coach of the Year

CHAMPIONSHIPS AS A HEAD COACH

- 2013 MAC Championship (Bowling Green)
- 2007 CAA Championship (Richmond)
- 2005 Atlantic-10 Championship (Richmond)
- 2002 Patriot League Championship (Fordham)

AS A HEAD COACH

Year	School	Record	Conf	Post.
2015	Wake Forest	3-8	1-6	
2014	Wake Forest	3-9	1-7	
2013	Bowling Green	10-3	7-1	Lil' Caesar
2012	Bowling Green	8-5	6-2	Military
2011	Bowling Green	5-7	3-5	
2010	Bowling Green	2-10	1-7	
2009	Bowling Green	7-6	6-2	Humanitarian
2007	Richmond	11-3	7-1	FCS Semi
2006	Richmond	6-5	3-5	
2005	Richmond	9-4	7-1	FCS QF
2004	Richmond	3-8	2-6	
2003	Fordham	9-3	4-3	
2002	Fordham	10-3	6-1	FCS QF
2001	Fordham	7-4	5-2	
2000	Fordham	3-8	1-5	
1999	Fordham	0-11	0-6	
Career		96-97	60-61	
At Fordham		29-29	16-17	
At Richmond		29-20	19-13	
At Bowling Green		32-31	23-17	
At Wake Forest		6-17	2-13	

AS AN ASSISTANT COACH

Year	School	Record	Conf	Bowl
2008	Tennessee	5-7	3-5	
1998	Villanova	6-5		
1997	Villanova	12-1		
1996	Villanova	8-4	6-2	
1995	Lehigh	8-3	5-0	
1994	Lehigh	5-5-1	3-2	
1993	Lehigh	7-4	4-1	
1992	Buffalo	4-6		
1991	Buffalo	3-7		
1990	Albany	5-4		
1989	Albany	3-7		

CHAMPIONSHIPS AS AN ASSISTANT COACH

- 1997 Atlantic 10 Championship (Villanova)
- 1995 Patriot League Championship (Lehigh)
- 1993 Patriot League Championship (Lehigh)

2015 WAKE FOREST FOOTBALL GAME NOTES

START CHART

Offense	2015	Strk	Car
Intemann (OL)	10	5	38
Harris, J (OL)	11	23	23
Serigne (TE)	10	4	22
Wolford (QB)	9	6	21
Hayworth (OL)	11	12	20
Crump (WR)	-	-	15
Herron (OL)	11	11	11
Lewis (WR)	10	4	10
Brent (WR)	10	9	10
Haynes (OL)	9	-	9
Pike (TE)	4	-	9
Hines (WR)	9	1	9
Terry, A (OL)	-	-	7
Williams, J (WR)	-	-	7
Harris, T (WR)	-	-	6
Wortham (RB)	-	-	5
Bell (RB)	5	-	5
Colburn (RB)	3	-	3
Donatell (LB/TE)	-	-	3
Robinson (RB)	2	-	3
Hinton (QB)	3	1	3
Anderson (OL)	3	2	3
Argenzio (FB)	1	-	1

Defense	2015	Strk	Car
Chubb (LB)	11	35	35
Janvion (DB)	10	4	34
Williams, H (LB)	11	19	31
Dunn (DE)	11	23	23
Lee (LB)	11	23	23
Banks (DL)	9	-	22
Harris, T (DL)	-	-	13
Dancel (DB)	11	11	11
Rodney (DL)	11	11	11
Watson (DB)	11	11	11
Gaulden (DB)	8	-	8
Ejiofor (DL)	5	5	5
Stewart (DL)	4	2	4
Calhoun (DL)	4	-	4
Austin (DB)	3	3	3
Lewinson (DL)	-	-	3
Brown (DB)	1	-	2

Specialists	2015	Strk	Car
Kinal (P)	11	47	47
Weaver (PK)	11	23	23
Centers (KO)	-	-	12
Donatell (LS)	-	-	9
Wilson, C (SS)	-	-	9
Wilson, G (LS)	11	11	11

Most Career Starts (Active)			
Alexander Kinal (P)	47	
Dylan Intemann (OT)	38	
Brandon Chubb (LB)	35	
Ryan Janvion (S)	34	
Hunter Williams (LB)	31	

Longest Streaks (Active)			
Alexander Kinal (P)	47	
Brandon Chubb (LB)	35	
Josh Harris (OL)	23	
Marquel Lee (LB)	23	
Mike Weaver (PK)	23	

DEMON DEACON DEPTH CHART

Updated Nov. 23, 2015

OFFENSE

QB	10	John Wolford	6-1	205	So.
or	2	Kendall Hinton	6-0	185	Fr.
TB	27	Tyler Bell	5-11	205	Fr.
	21	Isaiah Robinson	5-10	215	So.
or	22	Matt Colburn	5-10	195	Fr.
WR-X	15	Cortez Lewis	6-1	200	R-Fr.
	83	Jonathan Williams	6-3	185	R-Jr.
FLK	6	Tabari Hines	5-10	165	Fr.
	89	Chuck Wade	6-0	200	Fr.
WR-S	80	KJ Brent	6-4	190	Grad.
	87	Alex Bachman	6-0	175	Fr.
TE	85	Cam Serigne	6-3	245	R-So.
	17	Steve Donatell	6-6	230	R-Jr.
	41	Devin Pike	6-6	245	So.
LT	75	Justin Herron	6-5	290	R-Fr.
	70	Ryan Anderson	6-6	290	R-Fr.
LG	78	Tyler Hayworth	6-4	325	R-Jr.
	70	Ryan Anderson	6-6	290	R-Fr.
C	65	Josh Harris	6-4	310	Jr.
	55	A'Lique Terry	6-1	310	So.
RG	63	Dylan Intemann	6-5	305	R-Sr.
	68	Patrick Osterhage	6-4	300	R-Fr.
RT	70	Ryan Anderson	6-6	290	R-Fr.
	74	Phil Haynes	6-4	290	R-Fr.

DEFENSE

DE	53	Duke Ejiofor	6-4	275	R-So.
	90	Rashawn Shaw	6-3	250	R-Fr.
NT	93	Zeek Rodney	6-1	295	So.
	95	Sheldon Lewinson	6-2	260	R-Jr.
DT	96	Chris Stewart	6-3	260	R-Fr.
	36	Tyler Harris	6-4	305	Sr.
	92	Willie Yarbary	6-2	280	R-Fr.
DROP	14	Wendell Dunn	6-3	250	R-So.
	51	Chris Calhoun	6-4	240	Fr.
BUCK	48	Brandon Chubb	6-1	245	R-Sr.
	39	Jaboree Williams	6-0	240	So.
MIKE	8	Marquel Lee	6-3	235	Jr.
	50	Grant Dawson	6-1	225	R-So.
ROV	30	Hunter Williams	6-0	220	R-Sr.
	34	Demetrius Kemp	6-1	205	R-Fr.
	28	Teddy Matthews	6-3	240	R-Jr.
CB	25	Brad Watson	6-0	190	Jr.
	37	Thomas Dillon	5-10	180	So.
WHIP	22	Ryan Janvion	5-11	190	R-Jr.
	2	Cameron Glenn	6-1	200	R-Fr.
STUD	9	Zach Dancel	6-0	200	Grad.
	26	Thomas Brown	6-3	220	Jr.
CB	11	Dionte Austin	6-0	165	Fr.
	3	Devin Gaulden	5-10	190	Grad.

SPECIALISTS

PK	18	Mike Weaver	6-1	180	R-So.
	97	Ben Brown	6-2	195	Fr.
KO	18	Mike Weaver	6-1	180	R-So.
	97	Ben Brown	6-2	195	Fr.
P	38	Alex Kinal	6-4	205	R-Sr.
	18	Mike Weaver	6-1	180	R-So.
LS	15	Garrett Wilson	6-3	195	Fr.
	17	Steve Donatell	6-6	230	R-Jr.
H	38	Alex Kinal	6-4	205	R-Jr.
	17	Steve Donatell	6-6	230	R-Jr.
PR	6	Tabari Hines	5-10	165	Fr.
	87	Alex Bachman	6-0	175	Fr.
KR	89	Chuck Wade	6-0	200	Fr.
	22	Matt Colburn	5-10	195	Fr.
SS	15	Garrett Wilson	6-3	195	Fr.
	91	Chase Wilson	6-2	215	R-So.

2015 WAKE FOREST FOOTBALL GAME NOTES

WAKE FOREST NUMERICAL ROSTER

No.	Name	Pos.	Ht.	Wt.	Yr.	Hometown/Prev. School
2	Cameron Glenn	DB	6-1	200	R-Fr.	Stone Mountain, GA/Stephenson
2	Kendall Hinton	QB	6-0	185	Fr.	Durham, NC/Southern Durham
3	Devin Gaulden	DB	5-10	190	Grad.	Miramar, FL/Wisconsin
4	Rocky Reid	RB	6-0	220	Fr.	Mt. Pleasant, NC/Concord
5	Zack Wary	LB	6-4	225	R-Fr.	Rogers, AR/Rogers
6	Tabari Hines	WR	5-10	165	Fr.	Florence, SC/Marlboro County
7	Maddox Stamey	WR	6-2	180	R-Jr.	Rutherford, NC/East Rutherford
8	Marquel Lee	LB	6-3	235	Jr.	Pomfret, MD/Westlake
9	Zach Dancel	DB	6-0	200	Grad.	Ellicott City, MD/Maryland
10	Amari Henderson	DB	6-1	175	Fr.	Charlotte, NC/Mallard Creek
10	John Wolford	QB	6-1	205	So.	Jacksonville, FL/Bishop Kenny
11	Dionte Austin	DB	6-0	165	Fr.	Baltimore, MD/Calvert Hall
11	Kyle Driscoll	QB	6-1	215	R-Fr.	Garden City, NY/Kellenberg Memorial
12	Tyree Harris	WR	6-3	185	Jr.	Marietta, GA/Marietta
13	Kyle Kearns	QB	6-2	190	Fr.	San Ramon, CA/Foothill
13	Jalen Latter	DB	6-0	190	Jr.	Charlotte, NC/Vance
14	Steven Claude	WR	6-2	190	Fr.	Miami, FL/Chapagnat Catholic
14	Wendell Dunn	DL	6-3	250	R-So.	Miami, FL/Palmetto
15	Cortez Lewis	WR	6-1	200	R-Fr.	Demopolis, AL/Demopolis
15	Chuck Norgle	QB	6-3	215	Fr.	Downers Grove, IL/Montini Catholic
15	Garrett Wilson	LS	6-3	195	Fr.	Sanford, NC/Southern Lee
17	Steve Donatell	TE	6-6	230	R-Jr.	Lone Tree, CO/Highlands Ranch
18	John Armstrong	DB	5-9	165	Jr.	Orlando, FL/Olympia
18	Mike Weaver	PK/P	6-1	180	R-So.	Pine City, NY/Southside
20	Dezmond Wortham	TB	6-0	205	R-So.	Frisco, TX/Hebron
21	Isaiah Robinson	TB	5-10	215	So.	Charlotte, NC/Independence
22	Matt Colburn	RB	5-10	195	Fr.	Irmo, SC/Dutch Fork
22	Ryan Janvion	DB	5-11	190	R-Jr.	Pembroke Pines, FL/Dade Christian
23	James Ward	DB	5-10	210	R-Jr.	DeLand, FL/DeLand
24	Josh Okonye	DB	6-0	200	R-So.	Sugar Land, TX/George Ranch
25	James Sriraman	WR	6-3	175	Fr.	Raleigh, NC/Cardinal Gibbons
25	Brad Watson	DB	6-0	190	Jr.	Round Rock, TX/Westwood
26	Thomas Brown	DB	6-3	220	Jr.	Evans, GA/Greenbrier
26	Crawford Sloan	RB	5-9	170	Fr.	Raleigh, NC/Ravenscroft
27	Tyler Bell	RB	5-11	205	Fr.	Mobile, AL/Faith Academy
27	Bryant Gross-Armiento	DB	6-1	190	R-So.	Fort Lauderdale, FL/American Heritage
28	Teddy Matthews	LB	6-3	240	R-Jr.	West Palm Beach, FL/Royal Palm Beach
28	Christopher Pearcey	TB	5-11	195	R-Fr.	Bradenton, FL/Lakewood Ranch
29	Deonte Davis	DB	5-10	185	R-So.	Snellville, GA/South Gwinnett
30	Hunter Williams	LB	6-0	220	R-Sr.	Wake Forest, NC/Wake Forest-Rolesville
32	Charles Argenzio	FB	6-0	230	Jr.	Richmond, VA/Fork Union Military
32	Jessie Bates	DB	6-2	185	Fr.	Fort Wayne, IN/Snyder
34	Demetrius Kemp	DB	6-1	205	R-Fr.	Demopolis, AL/Demopolis
35	Nate Mays	LB	6-1	210	Fr.	Dalton, GA/Dalton
36	Tylor Harris	DL	6-4	295	Sr.	Baton Rouge, LA/Episcopal
37	Thomas Dillon	DB	5-10	180	So.	Houston, TX/The Kinkaid School
38	Alex Kinal	P	6-4	205	R-Sr.	Adelaide, South Australia/St. Peter's
39	Jaboree Williams	LB	6-0	240	So.	Deerfield Beach, FL/Fort Lauderdale
40	Josh Banks	DL	6-4	275	R-Jr.	Cary NC/Middle Creek
41	Devin Pike	TE	6-6	245	So.	Cincinnati, OH/Elder
42	Julian Jackson	DL	6-4	220	R-So.	Dothan, AL/Dothan
43	Justin Strnad	LB	6-2	205	Fr.	Palm Harbor, FL/East Lake
44	Kalin McNeil	LB	6-1	225	R-Fr.	Greensboro, NC/Northeast Guilford
45	Paris Black	DL	6-3	240	Fr.	Fayetteville, NC/Terry Sanford
46	Nick Luedeke	TE	6-5	265	R-Fr.	Holly Springs, NC/Holly Springs
48	Brandon Chubb	LB	6-1	245	R-Sr.	Powder Springs, GA/Hillgrove
49	Trey Ndlovu	RB	5-7	200	Fr.	Hummelstown, PA/Hershey
50	Grant Dawson	LB	6-1	225	R-So.	Winston-Salem, NC/Reagan
51	Chris Calhoun	DL	6-4	240	Fr.	Alpharetta, GA/Centennial
53	Duke Ejiolor	DL	6-4	275	R-So.	Houston, TX/Alief Taylor
54	Elontae Bateman	DL	6-2	275	Fr.	Memphis, TN/Ridgeway
55	A'Lique Terry	OL	6-1	310	So.	Hialeah, FL/Hialeah
56	Harry Warner	OL	6-3	260	R-Fr.	Spring Lake, NJ/Phillips Exeter Academy
57	Ali Lamot	DL	6-2	265	R-So.	Mebane, NC/Eastern Alamance
58	Vince Paolucci	LB	6-0	225	R-Fr.	San Diego, CA/La Jolla Country Day
59	Leo Kone	DL	6-3	290	Fr.	New York, NY/The Dalton School

POSITIONAL BREAKDOWN

QUARTERBACKS (5)

11	Kyle Driscoll	R-Fr.
2	Kendall Hinton	Fr.
13	Kyle Kearns	Fr.
15	Chuck Norgle	Fr.
10	John Wolford	So.

RUNNING BACKS (8)

27	Tyler Bell	Fr.
22	Matt Colburn	Fr.
49	Trey Ndlovu	Fr.
28	Christopher Pearcey	R-Fr.
4	Rocky Reid	Fr.
21	Isaiah Robinson	So.
26	Crawford Sloan	Fr.
20	Dezmond Wortham	R-So.

FULLBACKS (1)

32	Charles Argenzio	Jr.
94	William Flood	Jr.

TIGHT ENDS (6)

17	Steve Donatell	R-Jr.
86	Jack Freudenthal	Fr.
46	Nick Luedeke	R-Fr.
84	Brendan O'Neil	R-So.
41	Devin Pike	So.
85	Cam Serigne	R-So.

WIDE RECEIVERS (13)

87	Alex Bachman	Fr.
80	KJ Brent	Grad
14	Steven Claude	Fr.
88	Jared Crump	R-Jr.
12	Tyree Harris	Jr.
6	Tabari Hines	Fr.
82	P.J. Howard IV	R-Sr.
15	Cortez Lewis	R-Fr.
25	James Sriraman	Fr.
7	Maddox Stamey	R-Jr.
89	Chuck Wade	Fr.
81	Scotty Washington	Fr.
83	Jonathan Williams	R-Jr.

OFFENSIVE LINE (17)

70	Ryan Anderson	R-Fr.
73	Jake Benzinger	Fr.
67	Taylor Chambers	R-So.
66	Rocco Esposito	R-So.
79	Cameron Gardner	R-So.
69	Nathan Gilliam	Fr.
64	TJ Haney	Fr.
65	Josh Harris	Jr.
74	Phil Haynes	R-Fr.
78	Tyler Hayworth	R-Jr.
75	Justin Herron	R-Fr.
63	Dylan Intemann	R-Sr.
68	Patrick Osterhage	R-Fr.
76	Joel Suggs	R-Jr.
55	A'Lique Terry	So.
72	Nathan Thacker	Fr.
56	Harry Warner	R-Fr.

2015 WAKE FOREST FOOTBALL GAME NOTES

POSITIONAL BREAKDOWN

DEFENSIVE LINE (17)

62	Reid Althoff	R-So.
40	Josh Banks	R-Jr.
54	Elontae Bateman	Fr.
45	Paris Black	Fr.
51	Chris Calhoun	Fr.
14	Wendell Dunn	R-So.
53	Duke Ejofofor	R-So.
36	Tylor Harris	Sr.
59	Leo Kone	Fr.
57	Ali Lamot	R-So.
95	Shelldon Lewinson	R-Jr.
93	Zeek Rodney	So.
90	Rashawn Shaw	R-Fr.
96	Chris Stewart	R-Fr.
42	Julian Jackson	R-So.
99	Kahlil Welsh	Fr.
92	Willie Yarbary	R-Fr.

LINEBACKERS (11)

48	Brandon Chubb	R-Sr.
50	Grant Dawson	R-So.
8	Marquel Lee	Jr.
28	Teddy Matthews	R-Jr.
35	Nate Mays	Fr.
44	Kalin McNeil	R-Fr.
58	Vince Paolucci	R-Fr.
43	Justin Strnad	Fr.
5	Zack Wary	R-Fr.
30	Hunter Williams	R-Sr.
39	Jaboree Williams	So.

DEFENSIVE BACKS (17)

18	John Armstrong	Jr.
11	Dionte Austin	Fr.
32	Jessie Bates	Fr.
26	Thomas Brown	Jr.
9	Zach Dancel	Grad
29	Deonte Davis	R-So.
37	Thomas Dillon	So.
3	Devin Gaulden	Grad
2	Cameron Glenn	R-Fr.
27	Bryant Gross-Armiento	R-So.
10	Amari Henderson	Fr.
22	Ryan Janvion	R-Jr.
34	Demetrius Kemp	R-Fr.
13	Jalen Latter	Jr.
24	Josh Okonye	R-So.
23	James Ward	R-Jr.
25	Brad Watson	Jr.

PLACEKICKERS (4)

61	Sam Beckerman	Jr.
97	Ben Brown	Fr.
98	Adam Centers	So.
18	Mike Weaver	R-So.

PUNTER (1)

38	Alex Kinal	R-Sr.
----	------------	-------

LONG SNAPPERS (2)

91	Chase Wilson	R-So.
15	Garrett Wilson	Fr.

No.	Name	Pos.	Ht.	Wt.	Yr.	Hometown/Prev. School
61	Sam Beckerman	OK	5-10	175	Jr.	Toronto, ON/North Toronto College Institute
62	Reid Althoff	DL	6-4	255	R-So.	Sarasota, FL/Riverview
63	Dylan Intemann	OL	6-5	305	R-Sr.	Wake Forest, NC/Wake Forest-Rolesville
64	TJ Haney	OL	6-6	330	Fr.	Gaffney, SC/Gaffney
65	Josh Harris	OL	6-4	310	Jr.	Milton, GA/Milton
66	Rocco Esposito	OL	6-5	315	R-So.	Coraopolis, PA/Sto-Rox
67	Taylor Chambers	OL	6-8	290	R-So.	Columbia, SC/Irmo
68	Patrick Osterhage	OL	6-4	300	R-Fr.	Centerville, OH/Centerville
70	Ryan Anderson	OL	6-6	290	R-Fr.	Raleigh, NC/The Hun School (NJ)
71	Nathan Gilliam	OL	6-5	280	Fr.	Knoxville, TN/Farragut
72	Nathan Thacker	OL	6-2	280	Fr.	Troutville, VA/Lord Botetourt
73	Jake Benzinger	OL	6-7	275	Fr.	Williamston, MA/Mt Greylock
74	Phil Haynes	OL	6-4	280	R-Fr.	Raleigh, NC/Enloe
75	Justin Herron	OL	6-5	290	R-Fr.	Silver Spring, MD/Bullis
76	Joel Suggs	OL	6-6	300	R-Jr.	Sophia, NC/Randleman
78	Tyler Hayworth	OL	6-4	325	R-Jr.	Kingsport, TN/Dobyns-Bennett
79	Cameron Gardner	OL	6-5	285	R-So.	Bailey, NC/Southern Nash
80	KJ Brent	WR	6-4	190	Grad.	Waxhaw, NC/South Carolina
81	Scotty Washington	WR	6-5	210	Fr.	Washington, DC/St. John's
82	P.J. Howard IV	WR	6-0	190	R-Sr.	Portsmouth, VA/Norcom
83	Jonathan Williams	WR	6-3	185	R-Jr.	Atlanta, GA/Mays
84	Brendan O'Neil	TE	6-4	230	R-So.	Burlington, MA/Buckingham Browne and Nichols
85	Cam Serigne	TE	6-3	245	R-So.	Ashburn, VA/Briar Woods
86	Jack Freudenthal	WR	6-3	205	Fr.	Glen Allen, VA/Trinity Episcopal
87	Alex Bachman	WR	6-0	175	Fr.	Moorpark, CA/Oaks Christian
88	Jared Crump	WR	6-3	205	R-Jr.	St. John's, FL/Bartram Trail
89	Chuck Wade	WR	6-0	200	Fr.	Jacksonville, FL/Bishop Kenny
90	Rashawn Shaw	DL	6-3	250	R-Fr.	Fort Pierce, FL/Central
91	Chase Wilson	LS	6-2	210	R-So.	Mooreville, NC/Mooreville
92	Willie Yarbary	DL	6-2	280	R-Fr.	Augusta, GA/Richmond Academy
93	Zeek Rodney	DL	6-1	295	So.	Rock Hill, SC/South Pointe
94	William Flood	FB	6-2	265	Jr.	Atlanta, GA/Lovett School/Davidson
95	Shelldon Lewinson	DL	6-2	260	R-Jr.	Seffner, FL/Armwood
96	Chris Stewart	DL	6-3	260	R-Fr.	Petal, MS/Petal
97	Ben Brown	OK	6-2	195	Fr.	Chevy Chase, MD/Bullis
98	Adam Centers	PK	6-0	195	So.	Coppell, TX/Coppell
99	Kahlil Welsh	DL	6-3	270	Fr.	Jacksonville, FL/Sandalwood

WAKE FOREST FOOTBALL STAFF

Position	Name	Alma Mater	Year at Wake
Head Coach	Dave Clawson	Williams, 1989	2nd
Assistant HC/Wide Receivers	Kevin Higgins	West Chester, 1977	2nd
Defensive Coordinator/Safeties	Mike Elko ^	Pennsylvania, 1999	2nd
Offensive Coordinator/Quarterbacks	Warren Ruggiero ^	Delaware, 1988	2nd
Special Teams Coordinator/Tight Ends	Adam Scheier	Dartmouth, 1995	2nd
Running Backs	John Hunter	Bowling Green, 1988	2nd
Offensive Line	Nick Tabacca	Ball State, 2004	2nd
Linebackers	Warren Belin	Wake Forest, 1990	7th*
Defensive Line	Dave Cohen	C.W. Post, 1988	2nd
Secondary	Derrick Jackson	Duke, 1993	4th
Assistant AD/Football	Bill Faircloth	Wake Forest, 1964	41st*
Graduate Assistant (Off.)	David "Chief" Kekuewa ^	Bowling Green, 2014	2nd
Graduate Assistant (Def.)	Taylor Redd	Bowling Green, 2014	2nd
Graduate Assistant (Def.)	Seth Payne	Moravian, 2012	1st
Graduate Assistant (Def.)	Tyler Santucci ^	Stony Brook, 2010	2nd
Video Coordinator	Ben Cauthen	South Carolina, 2007	2nd
Video & Operations Assistant	John Ford, Jr.	Rutgers, 2013	1st
Director of High School Relations	Asil Mulbah	Fordham, 2010	2nd
Director of Player Personnel	Bill Rees	Ohio Wesleyan, 1976	2nd
Recruiting Assistant	Briana Brewer	Wake Forest, 2015	1st
Recruiting Assistant	Aaron Foster	Bowling Green, 2014	1st
Recruiting Assistant	Jay Haeseker	North Carolina, 2012	2nd
Recruiting Assistant	Eric Sheridan	Saint Francis (Pa.), 2012	2nd
Defensive Intern	Michael White	Washington University, 2009	1st
Student Assistant Coach	Zach Gordon		4th*
Student Assistant Coach	Tyler Henderson		2nd*

^ seated in pressbox during games

* includes seasons as either a graduate assistant and/or student-athlete

2015 WAKE FOREST FOOTBALL GAME NOTES

2015 RESULTS & STATISTICS

2015 SEASON RESULTS (3-8, 1-6 ACC)

Date	Opponent	Score	Overall	ACC	Time	Attend
Sept. 3	ELON	W, 41-3	1-0	0-0	3:04	27,126
Sept. 12	at Syracuse*	L, 17-30	1-1	0-1	3:19	26,670
Sept. 19	at Army West Point	W, 17-14	2-1	0-1	3:11	29,124
Sept. 26	INDIANA	L, 24-31	2-2	0-1	3:39	22,508
Oct. 3	FLORIDA STATE*	L, 16-24	2-3	0-2	3:14	28,588
Oct. 10	at Boston College*	W, 3-0	3-3	1-2	3:18	30,094
Oct. 17	at North Carolina*	L, 14-50	3-4	1-3	3:08	50,500
Oct. 24	NC STATE*	L, 17-35	3-5	1-4	3:19	30,464
Oct. 30	LOUISVILLE*	L, 19-20	3-6	1-5	3:25	24,922
Nov. 14	at Notre Dame	L, 7-28	3-7	1-5	2:59	80,795
Nov. 21	at Clemson*	L, 13-33	3-8	1-6	3:11	81,577
Nov. 28	DUKE*					

Home games in **BOLD CAPS**; *ACC game

DEFENSIVE STATISTICS

DEFENSE	GP	Solo	Ast	Total	TFL-Yds	Sacks	Int-Yds	BrUp	QBH	FR-Yds	FF	Blk	Saf
48 Brandon Chubb	11	47	49	96	8.0-23	.	.	2	5	1-0	.	.	.
25 Brad Watson	11	42	22	64	2.5-10	1.0-7	2-18	10	.	.	1	.	.
8 Marquel Lee	11	30	33	63	10.0-41	3.0-25	.	1	1
22 Ryan Janvion	10	29	31	60	1.0-1	.	.	1	.	.	1	.	.
30 Hunter Williams	11	26	27	53	7.5-26	2.0-13	1-17	.	1
9 Zach Dancel	11	32	18	50	3.0-20	1.0-13	.	2	.	1-0	2	.	.
2 Cameron Glenn	9	22	14	36	0.5-2	.	1-0	1
14 Wendell Dunn	11	12	16	28	6.5-23	1.0-7	1	.	.
53 Duke Ejiofor	6	11	14	25	7.5-38	4.5-32	.	.	2	.	.	.	1
40 Josh Banks	9	11	13	24	2.0-11	1.0-9	.	.	3	1-0	.	.	.
26 Thomas Brown	9	15	7	22	3.0-14	2.0-12	.	1	2
93 Zeek Rodney	11	7	14	21	2.0-5	.	.	.	1
11 Dionte Austin	11	16	4	20	2.0-11	1.0-10	.	3
51 Chris Calhoun	11	10	9	19	4.0-10	.	1-4	1
34 Demetrius Kemp	11	11	7	18	2.0-5	.	1-7	.	1
50 Grant Dawson	11	6	10	16
96 Chris Stewart	11	9	5	14	1.5-3	.	.	.	1
24 Josh Okonye	11	11	3	14	0.5-1
3 Devin Gauden	9	7	7	14	1.0-1	.	.	1
5 Zack Wary	8	7	5	12	0.5-1	1-0	.	.	.
92 Willie Yarbary	11	4	7	11	0.5-1	.	.	.	1
39 Jaboree Williams	11	5	6	11	1.0-1	.	.	.	1
95 Sheldon Lewinson	7	7	4	11	0.5-4	0.5-4	.	1
36 Tylor Harris	11	7	1	8	2.0-12	1.0-8	.	2	.	.	.	2	.
42 Julian Jackson	10	4	.	4
44 Kalin McNeil	6	2	.	2	1
90 Rashawn Shaw	5	.	2	2	1
6 Tabari Hines	11	2	.	2
28 Teddy Matthews	11	1	.	1	1-0	.	.	.
18 Mike Weaver	11	1	.	1
12 Tyree Harris	3	1	.	1
27 Tyler Bell	11	1	.	1
29 Deonte Davis	2	.	1	1
17 Steve Donatell	11	1	.	1	1.0-1
15 Cortez Lewis	11	1	.	1
2 Kendall Hinton	10	1	.	1
10 John Wolford	10	1	.	1
37 Thomas Dillon	1	1	.	1
75 Justin Herron	11	1	.	1
18 John Armstrong	6	1	.	1
32 Charles Argenzio	9	.	1	1
Total.....	11	403	330	733	70-265	18-140	6-46	26	21	5-0	5	2	1
Opponents.....	11	453	286	739	87.0-390	39-263	16-222	41	36	5-0	7	.	.

SPECIAL TEAMS TACKLES

9 Dancel.....5	25 Watson.....4	34 Kemp.....1	8 Lee.....1
5 Wary.....4	50 Dawson.....3	32 Argenzio.....1	18 Weaver.....1
24 Okonye.....4	11 Austin.....3	18 Armstrong.....1	39 J.Williams.....1
42 J.Jackson.....4	2 Glenn.....2	48 Chubb.....1	

TEAM STATISTICS

	WF	OPP
SCORING	188	268
Points Per Game	17.1	24.4
Points Off Turnovers	20	55
FIRST DOWNS	206	187
Rushing	67	81
Passing	111	88
Penalty	28	18
RUSHING YARDAGE	1150	1784
Yards gained rushing	1548	2077
Yards lost rushing	398	293
Rushing Attempts	394	414
Average Per Rush	2.9	4.3
Average Per Game	104.5	162.2
TDs Rushing	11	15
PASSING YARDAGE	2401	2150
Comp-Att-Int	213-382-16	172-281-6
Average Per Pass	6.3	7.7
Average Per Catch	11.3	12.5
Average Per Game	218.3	195.5
TDs Passing	11	15
TOTAL OFFENSE	3551	3934
Total Plays	776	695
Average Per Play	4.6	5.7
Average Per Game	322.8	357.6
KICK RETURNS: #-Yards	24-437	22-489
PUNT RETURNS: #-Yards	23-86	16-93
INT RETURNS: #-Yards	6-46	16-222
KICK RETURN AVERAGE	18.2	22.2
PUNT RETURN AVERAGE	3.7	5.8
INT RETURN AVERAGE	7.7	13.9
FUMBLES-LOST	13-5	13-5
PENALTIES-Yards	56-506	80-714
Average Per Game	46.0	64.9
PUNTS-Yards	71-3095	69-2904
Average Per Punt	43.6	42.1
Net punt average	41.4	40.6
KICKOFFS-Yards	41-2545	54-3350
Average Per Kick	62.1	62.0
Net kick average	39.2	42.4
TIME OF POSSESSION/Game	31:54	28:06
3RD-DOWN Conversions	61/177	51/147
3rd-Down Pct	34%	35%
4TH-DOWN Conversions	7/17	3/8
4th-Down Pct	41%	38%
SACKS BY-Yards	18-140	39-263
MISC YARDS	36	0
TOUCHDOWNS SCORED	22	34
FIELD GOALS-ATTEMPTS	11-17	10-16
ON-SIDE KICKS	1-2	0-0
RED-ZONE SCORES	(23-29) 79%	(23-30) 77%
RED-ZONE TOUCHDOWNS	(13-29) 45%	(15-30) 50%
PAT-ATTEMPTS	(21-22) 95%	(32-33) 97%
ATTENDANCE	133608	298760
Games/Avg Per Game	5/26722	6/49793
Neutral Site Games		0/0

SCORE BY QTRS.	1st	2nd	3rd	4th	OT	Total
Wake Forest	30	78	34	46	-	188
Opponents	79	97	40	52	-	268

2015 WAKE FOREST FOOTBALL GAME NOTES

2015 INDIVIDUAL STATISTICS

RUSHING	GP	Att	Gain	Loss	Net	Avg	TD	Long	Avg/G
Kendall Hinton	10	93	504	114	390	4.2	7	69	39.0
Tyler Bell	11	113	398	41	357	3.2	0	33	32.5
Matt Colburn	10	66	249	10	239	3.6	1	21	23.9
Isaiah Robinson	11	39	126	6	120	3.1	0	22	10.9
John Wolford	10	66	243	194	49	0.7	3	70	4.9
Dezmond Wortham	10	9	22	1	21	2.3	0	6	2.1
Charles Argenzio	9	1	6	0	6	6.0	0	6	0.7
Chuck Wade	11	1	0	1	-1	-1.0	0	0	-0.1
Tabari Hines	11	3	0	13	-13	-4.3	0	0	-1.2
TEAM	4	3	0	18	-18	-6.0	0	0	-4.5
Total.....	11	394	1548	398	1150	2.9	11	70	104.5
Opponents.....	11	414	2077	293	1784	4.3	15	98	162.2

PASSING	G	Effc	C-A	Int	Pct	Yds	TD	Lng	Avg/G
John Wolford	10	124.32	119-198	9	60.1	1453	7	58	145.3
Kendall Hinton	10	97.34	93-179	5	52.0	929	4	78	92.9
Cam Serigne	11	-100.00	0-2	1	0.0	0	0	0	0.0
KJ Brent	11	259.60	1-1	0	100.0	19	0	19	1.7
Tabari Hines	11	-200.00	0-1	1	0.0	0	0	0	0.0
TEAM	4	0.00	0-1	0	0.0	0	0	0	0.0
Total.....	11	109.68	213-382	16	55.8	2401	11	78	218.3
Opponents.....	11	138.83	172-281	6	61.2	2150	15	89	195.5

RECEIVING	G	No.	Yds	Avg	TD	Long	Avg/G
Cortez Lewis	11	42	543	12.9	3	78	49.4
Cam Serigne	11	41	427	10.4	3	32	38.8
KJ Brent	11	40	550	13.8	1	52	50.0
Tabari Hines	11	31	359	11.6	3	58	32.6
Chuck Wade	11	29	298	10.3	1	33	27.1
Tyler Bell	11	15	110	7.3	0	25	10.0
Isaiah Robinson	11	4	38	9.5	0	15	3.5
P.J. Howard IV	7	3	11	3.7	0	6	1.6
Steve Donatell	11	2	22	11.0	0	14	2.0
Tyree Harris	3	2	15	7.5	0	8	5.0
Dezmond Wortham	10	1	13	13.0	0	13	1.3
Alex Bachman	10	1	8	8.0	0	8	0.8
Maddox Stamey	1	1	6	6.0	0	6	6.0
Charles Argenzio	9	1	1	1.0	0	1	0.1
Total.....	11	213	2401	11.3	11	78	218.3
Opponents.....	11	172	2150	12.5	15	89	195.5

TOTAL OFFENSE	G	Plays	Rush	Pass	Total	Avg/G
John Wolford	10	264	49	1453	1502	150.2
Kendall Hinton	10	272	390	929	1319	131.9
Tyler Bell	11	113	357	0	357	32.5
Matt Colburn	10	66	239	0	239	23.9
Isaiah Robinson	11	39	120	0	120	10.9
Dezmond Wortham	10	9	21	0	21	2.1
KJ Brent	11	1	0	19	19	1.7
Charles Argenzio	10	1	6	0	6	0.6
Chuck Wade	11	1	-1	0	-1	-0.1
Tabari Hines	11	4	-13	0	-13	-1.2
TEAM	4	4	-18	0	-18	-4.5
Total.....	11	776	1150	2401	3551	322.8
Opponents.....	11	695	1784	2150	3934	357.6

SCORING	TD	FGs	Kick	Rush	Rcv	Pass	DXP	Saf	Points
Mike Weaver	0	11-17	21-22	0-0	0	0-0	0	0	54
Kendall Hinton	7	0-0	0-0	0-0	0	0-0	0	0	42
Tabari Hines	3	0-0	0-0	0-0	0	0-0	0	0	18
Cortez Lewis	3	0-0	0-0	0-0	0	0-0	0	0	18
Cam Serigne	3	0-0	0-0	0-0	0	0-0	0	0	18
John Wolford	3	0-0	0-0	0-0	0	0-0	0	0	18
Chuck Wade	1	0-0	0-0	0-0	0	0-0	0	0	6
Matt Colburn	1	0-0	0-0	0-0	0	0-0	0	0	6
KJ Brent	1	0-0	0-0	0-0	0	0-0	0	0	6
Duke Ejiofor	0	0-0	0-0	0-0	0	0-0	0	1	2
Total.....	22	11-17	21-22	0-0	0	0-0	0	1	188
Opponents.....	34	10-16	32-33	0-0	1	1-1	0	0	268

PUNTING	No.	Yds	Avg	Long	TB	FC	I20	Blkd
Alex Kinal	71	3095	43.6	70	3	24	30	0
Total.....	71	3095	43.6	70	3	24	30	0
Opponents.....	69	2904	42.1	61	1	20	30	0

KICKOFFS	No.	Yds	Avg	TB	OB	Retn	Net	YdLn
Mike Weaver	41	2545	62.1	18	2			
Total.....	41	2545	62.1	18	2	489	39.2	25
Opponents.....	54	3350	62.0	25	3	437	42.4	22

FIELD GOALS	FGM-A	Pct	1-19	20-29	30-39	40-49	50-99	Lg	Blk
Mike Weaver	11-17	64.7	0-0	5-5	5-6	1-3	0-3	47	0

FG SEQUENCE	Wake Forest	Opponents
Elon	(28),(37),(32)	(45)
at Syracuse	(27), 50	(35),(39),(20)
at Army West Point	(47)	39
Indiana	(35)	(30)
Florida State	(28),(34),(29)	(25)
at Boston College	43,(25)	31,26
at North Carolina	47, 51	-
NC State	(38)	39,33
Louisville	(36)	(37),(39),36
at Notre Dame	51	
at Clemson	-	(40),(36)
Duke		

Numbers in (parentheses) indicate field goal was made.

ALL PURPOSE	GP	Rush	Rec	PR	KOR	IR	Total	Avg/G
Chuck Wade	11	-1	298	0	314	0	611	55.5
KJ Brent	11	0	550	0	0	0	550	50.0
Cortez Lewis	11	0	543	0	0	0	543	49.4
Tyler Bell	11	357	110	0	0	0	467	42.5
Tabari Hines	11	-13	359	87	0	0	433	39.4
Cam Serigne	11	0	427	0	0	0	427	38.8
Kendall Hinton	10	390	0	0	0	0	390	39.0
Matt Colburn	10	239	0	0	64	0	303	30.3
Isaiah Robinson	11	120	38	0	0	0	158	14.4
John Armstrong	6	0	0	0	59	0	59	9.8
John Wolford	10	49	0	0	0	0	49	4.9
Dezmond Wortham	10	21	13	0	0	0	34	3.4
Steve Donatell	11	0	22	0	0	0	22	2.0
Brad Watson	11	0	0	0	0	18	18	1.6
Hunter Williams	11	0	0	0	0	17	17	1.5
Tyree Harris	3	0	15	0	0	0	15	5.0
P.J. Howard IV	7	0	11	0	0	0	11	1.6
Demetrius Kemp	11	0	0	0	0	7	7	0.6
Alex Bachman	10	0	8	-1	0	0	7	0.7
Charles Argenzio	9	6	1	0	0	0	7	0.8
Maddox Stamey	1	0	6	0	0	0	6	6.0
Chris Calhoun	11	0	0	0	0	4	4	0.4
TEAM	4	-18	0	0	0	0	-18	-4.5
Total.....	11	1150	2401	86	437	46	4120	374.5
Opponents.....	11	1784	2150	93	489	222	4738	430.7

PUNT RETURNS	No.	Yds	Avg	TD	Long
Tabari Hines	22	87	4.0	0	21
Alex Bachman	1	-1	-1.0	0	0
Total.....	23	86	3.7	0	21
Opponents.....	16	93	5.8	1	52

KICK RETURNS	No.	Yds	Avg	TD	Long
Chuck Wade	17	314	18.5	0	39
Matt Colburn	4	64	16.0	0	19
John Armstrong	3	59	19.7	0	33
Total.....	24	437	18.2	0	39
Opponents.....	22	489	22.2	0	57

INTERCEPTIONS	No.	Yds	Avg	TD	Long
Brad Watson	2	18	9.0	0	12
Hunter Williams	1	17	17.0	0	17
Chris Calhoun	1	4	4.0	0	4
Demetrius Kemp	1	7	7.0	0	7
Cameron Glenn	1	0	0.0	0	0
Total.....	6	46	7.7	0	17
Opponents.....	16	222	13.9	3	45

FUMBLE RETURNS	No.	Yds	Avg	TD	Long
Total.....	0	0	0.0	0	0
Opponents.....	0	0	0.0	0	0

2015 WAKE FOREST FOOTBALL GAME NOTES

2015 TEAM GAME-BY-GAME STATISTICS

	ELON	SYR	ARMY	IND	FSU	BC	UNC	NCSU	LOU	ND	CLEM	DUKE
Total Offense	591	419	346	363	357	142	310	271	266	340	152	
	151	370	240	416	329	270	538	475	317	282	552	
Plays	82	77	68	80	79	53	73	68	62	74	60	
	47	51	57	86	52	74	59	64	74	49	82	
Rushing Yds.	203	46	171	99	142	33	113	149	40	121	39	
	51	149	186	211	127	196	212	248	68	171	171	
Passing Yds.	388	373	175	205	215	109	197	122	226	219	113	
	100	221	54	264	202	74	326	227	249	111	381	
Passes C-A-I	29-40-0	30-45-3	18-33-3	20-48-1	27-43-1	11-25-1	20-30-0	14-30-1	9-30-4	19-30-1	16-28-1	
	15-28-0	8-14-0	2-3-0	19-34-0	20-31-0	6-20-1	18-26-2	20-34-0	23-32-0	13-19-0	28-40-3	
Comp. Pct.	72.5	66.7	54.5	41.7	62.8	44.0	66.7	46.7	30.0	63.3	57.1	
	53.6	57.1	66.7	55.9	64.5	30.0	69.2	58.8	71.9	68.4	70.0	
1st Downs	29	23	19	25	27	5	16	17	11	23	11	
	6	15	11	26	14	18	22	19	17	15	24	
Field Goals	2-3	1-2	1-1	1-1	3-3	1-2	0-2	1-1	1-1	0-1	0-0	
	1-1	3-3	0-1	1-1	1-1	0-2	0-0	0-2	2-3	0-0	2-2	
Punting	4-49.2	5-39.8	5-43.4	7-42.9	4-35.2	10-51.3	6-41.5	9-43.2	8-39.4	3-50.0	10-42.5	
	11-44.2	5-37.8	7-40.9	8-39.8	5-34.4	8-41.1	3-50.0	6-44.5	8-44.4	5-44.0	3-44.0	
Time of Poss.	38:52	34:15	27:30	28:14	35:56	26:13	37:04	33:00	25:10	35:48	28:57	
	21:08	25:45	32:30	31:46	24:04	33:47	22:56	27:00	34:50	24:12	31:03	
3rd Downs	7-16	7-16	6-14	4-18	7-15	2-15	8-18	4-16	3-16	7-16	6-17	
	1-13	1-9	5-14	7-17	6-12	2-14	5-10	4-13	5-18	6-11	9-16	
Turnovers	0	3	3	1	2	2	1	1	5	1	2	
	0	0	0	0	0	4	2	0	1	0	4	
Penalties	3-30	6-52	6-47	7-48	5-32	9-102	3-24	3-35	3-29	5-58	6-55	
	10-77	4-30	4-57	11-119	10-100	9-51	6-44	6-46	10-89	4-45	6-56	
Punt Returns	5-8.0	1-(-2.0)	3-(-2.7)	4-1.2	1-7.0	2-2.0	0-0.0	3-3.0	1-15.0	3-5.3	0-0.0	
	0-0.0	0-0.0	1-(-1.0)	0-0.0	0-0.0	5-10.2	1-1.0	3-17.0	4-(-2.8)	0-0.0	2-0.0	
Kickoff Returns	1-8.0	1-33.0	0-0.0	1-18.0	3-12.7	1-20.0	4-15.8	2-25.5	4-15.5	2-19.5	5-21.0	
	3-24.0	1-22.0	1-17.0	2-16.5	5-25.8	2-35.5	2-23.5	2-13.0	2-17.0	0-0.0	2-19.0	
Sacks By Defense	0-0	2-18	1-1	1-9	3-28	1-10	2-20	1-9	4-24	3-21	0-0	
	3-23	4-30	2-10	6-31	2-8	1-4	2-26	7-38	4-27	3-23	5-43	

Wake Forest totals on top; Opponents on bottom.

2015 STARTING LINEUPS

OFFENSE

	QB	TB	TE	FLK	WR-X	WR-S	LT	LG	C	RG	RT
ELON	Wolford	Robinson	Serigne	Hines	Lewis	Brent	Herron	Hayworth	J.Harris	Intemann	Haynes
at Syracuse	Wolford	Robinson	Serigne	Hines	Lewis	Pike (TE)	Herron	Hayworth	J.Harris	Intemann	Haynes
at Army West Point	Wolford	Colburn	Serigne	Pike (TE)	Lewis	Brent	Herron	Hayworth	J.Harris	Intemann	Haynes
INDIANA	Hinton	Colburn	Serigne	Hines	Lewis	Brent	Herron	Hayworth	J.Harris	Intemann	Haynes
FLORIDA STATE	Hinton	Colburn	Serigne	Hines	Lewis	Brent	Herron	Hayworth	J.Harris	Intemann	Haynes
at Boston College	Wolford	Bell	Serigne	Hines	Lewis	Brent	Herron	Hayworth	J.Harris	Anderson	Haynes
at North Carolina	Wolford	Bell	Pike	Hines	Argenzio (FB)	Brent	Herron	Hayworth	J.Harris	Intemann	Haynes
NC STATE	Wolford	Bell	Serigne	Hines	Lewis	Brent	Herron	Hayworth	J.Harris	Intemann	Haynes
LOUISVILLE	Wolford	Bell	Serigne	Hines	Lewis	Brent	Herron	Hayworth	J.Harris	Intemann	Haynes
at Notre Dame	Wolford	Bell	Serigne	Pike (TE)	Lewis	Brent	Herron	Hayworth	J.Harris	Intemann	Anderson
at Clemson	Wolford	Hinton	Serigne	Hines	Lewis	Brent	Herron	Hayworth	J.Harris	Intemann	Anderson
DUKE											

DEFENSE

	DE	DT	NT	DROP	MIKE	BUCK	ROVER	CB	WHIP	STUD	CB
ELON	Stewart	Banks	Rodney	Dunn	Lee	Chubb	H.Williams	Watson	Janvion	Dancel	Gaulden
at Syracuse	Stewart	Banks	Rodney	Dunn	Lee	Chubb	H.Williams	Watson	Janvion	Dancel	Gaulden
at Army West Point	Calhoun	Banks	Rodney	Dunn	Lee	Chubb	H.Williams	Watson	Janvion	Dancel	Gaulden
INDIANA	Dunn	Banks	Rodney	Calhoun	Lee	Chubb	H.Williams	Watson	Janvion	Dancel	Gaulden
FLORIDA STATE	Dunn	Banks	Rodney	Calhoun	Lee	Chubb	H.Williams	Watson	Janvion	Dancel	Gaulden
at Boston College	Dunn	Banks	Rodney	Calhoun	Lee	Chubb	H.Williams	Watson	Janvion	Dancel	Gaulden
at North Carolina	Dunn	Banks	Rodney	Ejiofor	Lee	Chubb	H.Williams	Watson	Brown	Dancel	Gaulden
NC STATE	Ejiofor	Banks	Rodney	Dunn	Lee	Chubb	H.Williams	Watson	Janvion	Dancel	Gaulden
LOUISVILLE	Ejiofor	Banks	Rodney	Dunn	Lee	Chubb	H.Williams	Watson	Janvion	Dancel	Austin
at Notre Dame	Ejiofor	Stewart	Rodney	Dunn	Lee	Chubb	H.Williams	Watson	Janvion	Dancel	Austin
at Clemson	Ejiofor	Stewart	Rodney	Dunn	Lee	Chubb	H.Williams	Watson	Janvion	Dancel	Austin
DUKE											

2015 WAKE FOREST FOOTBALL GAME NOTES

2015 MISCELLANEOUS STATISTICS

WAKE FOREST BIG PLAYS (35+ YARDS)

Yards	Play	Opp	Qtr	Player(s)
78*	Pass	Louisville	1	Lewis from Hinton
70*	Rush	Elon	2	Wolford
69*	Rush	NC State	2	Hinton
58*	Pass	Louisville	2	Hines from Wolford
52	Pass	Notre Dame	4	Brent from Wolford
51	Pass	Army West Point	4	Brent from Hinton
41	Pass	Boston College	1	Lewis from Wolford
40*	Pass	Syracuse	1	Brent from Wolford
39	Pass	Syracuse	2	Hines from Wolford
39	Kick Return	NC State	1	Wade

* Play resulted in a touchdown.

OPPONENT BIG PLAYS (35+ YARDS)

Yards	Play	Opp	Qtr	Player(s)
98*	Rush	Notre Dame	2	Adams
94*	Rush	Florida State	1	Cook
89*	Pass	Syracuse	3	Estime from Dungey
85*	Rush	NC State	1	Dayes
63	Pass	Clemson	1	Hopper from Watson
61	Pass	North Carolina	2	Proehl from Williams
59*	Pass	NC State	1	Trowell from Brissett
58*	Pass	NC State	1	Hines from Brissett
57*	Pass	North Carolina	2	Hollins from Williams
57	Kick Return	Florida State	3	Whitfield
57	Rush	NC State	1	Dayes
53*	Pass	Syracuse	4	Estime from Dungey
52*	Punt Return	NC State	4	Cherry
51	Pass	Florida State	3	Wilson from Golson
47*	Pass	Clemson	2	Hopper from Watson
45	Interception	Army West Point	4	B. Jackson
44*	Pass	Clemson	1	Peake from Watson
42*	Pass	North Carolina	4	Hollins from Williams
41*	Interception	Syracuse	2	Simmons
41	Kick Return	Boston College	1	Walker
36*	Rush	North Carolina	2	Hood
36	Interception	Louisville	4	Wiggins
35	Pass	Clemson	1	Renfro from Cain

* Play resulted in a touchdown.

THIRD DOWN ATTEMPTS BY DISTANCE

Yards	WFU	Pct.	Opp.	Pct.
1-2	22-29	75.9	14-21	66.7
3-4	14-31	45.2	8-23	34.8
5-9	14-63	22.2	19-52	36.5
10+	11-54	20.4	10-51	19.6
Total	61-177	34.5	51-147	34.7

FOURTH DOWN ATTEMPTS BY DISTANCE

Yards	WFU	Pct.	Opp.	Pct.
1-2	2-3	66.7	3-5	60.0
3-4	2-3	66.7	0-2	0.0
5-9	3-7	42.9	0-1	0.0
10+	0-4	0.0	0-0	0.0
Total	7-17	41.2	3-8	37.5

LONGEST CONVERSIONS

	Wake Forest	Opponent	Wake Forest	Opponent
ELON	3-12 (3Q)	3-1 (3Q)	4-2 (4Q)	None
at Syracuse	3-13 (3Q)	3-10 (4Q)	4-5 (4Q)	None
at Army West Point	3-13 (1Q)	3-6 (1Q)	None	None
INDIANA	3-8 (4Q)	3-6 (2Q)	4-6 (4Q)	4-2 (1Q)
FLORIDA STATE	3-10 (4Q)	3-14 (3Q)	4-5 (4Q)	None
at Boston College	3-12 (2Q)	3-2 (1Q)	None	None
at North Carolina	3-7 (1Q)	3-11 (4Q)	None	4-1 (2Q)
NC STATE	3-5 (2Q)	3-9 (3Q)	None	None
LOUISVILLE	3-11 (3Q)	3-9 (2Q)	4-3 (4Q)	4-2 (2Q)
at Notre Dame	3-10 (3Q)	3-15 (2Q)	None	None
at Clemson	3-10 (4Q)	3-14 (2Q)	None	None

WAKE FOREST SCORING DRIVES

Game	Qtr	Pts	Plays	Yds	TOP	How
Elon	1	3	8	59	4:26	Weaver 28 yd FG
Elon	2	7	5	60	2:22	Serigne 10 yd pass from Wolford
Elon	2	7	11	90	4:49	Colburn 2 yd run
Elon	2	7	1	70	0:18	Wolford 70 yd run
Elon	3	7	6	75	1:57	Lewis 30 yd pass from Wolford
Elon	3	7	5	55	2:38	Wade 27 yd pass from Wolford
Elon	4	3	12	69	4:48	Weaver 32 yd FG
Syracuse	1	7	4	75	1:46	Brent 40 yd pass from Wolford
Syracuse	2	7	9	75	4:47	Wolford 6 yd run
Syracuse	2	3	11	45	2:42	Weaver 27 yd FG
Army	3	7	5	79	1:33	Hinton 15 yd run
Army	4	7	9	71	3:32	Hinton 7 yd run
Army	4	3	12	64	2:35	Weaver 47 yd FG
Indiana	2	7	6	76	2:01	Hinton 15 yd run
Indiana	2	3	7	51	2:21	Weaver 35 yd run
Indiana	4	7	12	75	3:57	Hinton 14 yd run
Indiana	4	7	7	90	0:59	Hines 29 yd pass from Hinton
Florida State	1	3	12	65	5:20	Weaver 28 yd FG
Florida State	2	7	13	73	6:56	Serigne 7 yd pass from Hinton
Florida State	4	3	14	74	4:42	Weaver 34 yd FG
Florida State	4	3	14	59	6:01	Weaver 29 yd FG
Boston College	3	3	4	-2	1:38	Weaver 25 yd FG
North Carolina	1	7	5	30	2:31	Serigne 1 yd pass from Wolford
North Carolina	2	7	12	75	5:00	Hines 5 yd pass from Wolford
NC State	2	7	3	77	1:33	Hinton 69 yd run
NC State	3	3	7	48	3:57	Weaver 38 yd FG
NC State	4	7	8	75	3:46	Hinton 1 yd run
Louisville	1	3	4	-10	1:54	Weaver 36 yd FG
Louisville	1	7	2	82	0:44	Lewis 78 yd pass from Hinton
Louisville	2	2	-	-	-	Ejiofor safety
Louisville	2	7	3	66	1:20	Hines 58 yd pass from Wolford
Notre Dame	3	7	11	55	6:06	Wolford 1 yd run
Clemson	2	7	2	11	0:46	Hinton 8 yd run
Clemson	4	6	6	61	3:08	Lewis 30 yd pass from Hinton

WAKE FOREST'S LONGEST PLAYS OF THE SEASON

Rush: 70, John Wolford vs. Elon (Sept. 3)

Rushing Touchdown: 70, John Wolford vs. Elon (Sept. 3)

Pass: 78, Kendall Hinton to Cortez Lewis vs. Louisville (Oct. 30)

Passing Touchdown: 78, Kendall Hinton to Cortez Lewis vs. Louisville (Oct. 30)

Punt Return: 21, Tabari Hines vs. Elon (Sept. 3)

Kick Return: 39, Chuck Wade vs. NC State (Oct. 24)

Interception Return: 17, Hunter Williams at Clemson (Nov. 21)

Fumble Return: --

Punt: 70, Alex Kinal vs. Elon (Sept. 3)

Field Goal: 47, Mike Weaver at Army West Point (Sept. 19)

RECEIVERS TARGETED

Player	G	Rec.	Targ.	%TT	Yrds	TD
Lewis	11	42	87	22.8	543	3
Brent	11	40	71	18.6	550	1
Serigne	11	41	66	17.3	427	3
Hines	11	31	52	13.6	359	3
Wade	11	29	45	11.8	298	1
Bell	11	15	23	6.0	110	0
Harris, Tyree	3	2	5	1.3	15	0
Robinson	11	4	5	1.3	38	0
Bachman	10	1	5	1.3	8	0
Howard	7	3	3	0.8	11	0
Donatell	11	2	3	0.8	22	0
Wortham	10	1	1	0.3	13	0
Stamey	1	1	1	0.3	6	0
Argenzio	9	1	1	0.3	1	0
J. Williams	6	0	1	0.3	0	0
Throw Away	11	-	13	3.4	-	-
TEAM		213	382		2,401	11

%TT = Percentage of total targets

2015 WAKE FOREST FOOTBALL GAME NOTES

2015 PARTICIPATION CHART

No.	Name	GP/GS	ELON	SYR	ARMY	IU	FSU	BC	UNC	NCSU	LOU	ND	CLEM	DUKE	TOTAL
70	Anderson, R	6/3	susp	susp	susp	susp	susp	RG (55)	ol (34)	ol (43)	ol (52)	RT (46)	RT (45)		275
32	Argenzio, C	9/1	fb (14)	st (17)	fb (10)	fb (16)	fb (16)	fb (20)	FB (18)	fb (25)	fb (14)	inj	inj		150
18	Armstrong, J	4/-	st (8)	st (6)	st (3)	st (6)									23
11	Austin, D	11/3	db (25)	st (5)	st (6)	db (16)	db (25)	db (15)	db (43)	db (78)	CB (88)	CB (62)	CB (91)		454
87	Bachman, A	10/-	wr (24)	wr (12)	wr (6)	st (5)	st (7)	st (10)	wr (9)	st (9)	wr (11)	inj	st (4)		97
40	Banks, J	9/9	DT (29)	DT (49)	DT (43)	DT (60)	DT (47)	DT (67)	DT (47)	DT (52)	DT (64)	susp	susp		458
27	Bell, T	11/5	rb (38)	rb (45)	rb (27)	rb (66)	rb (57)	RB (34)	RB (44)	RB (49)	RB (50)	RB (74)	rb (50)		534
80	Brent, KJ	11/10	WR (60)	wr (55)	wr (67)	WR (82)	WR (76)	WR (46)	WR (68)	WR (67)	WR (60)	WR (73)	WR (56)		710
26	Brown, T	9/1	--	db (28)	db (12)	inj	db (13)	db (29)	FS (72)	db (21)	db (29)	db (22)	st (24)		250
51	Calhoun, C	11/4	dl (25)	dl (23)	DE (48)	DE (54)	DE (37)	DE (9)	dl (25)	dl (21)	dl (15)	dl (17)	dl (26)		300
67	Chambers, T	2/-	ol (15)	--	--	--	--	ol (3)							18
48	Chubb, B	11/11	LB (34)	LB (58)	LB (64)	LB (86)	LB (62)	LB (85)	LB (59)	LB (85)	LB (88)	LB (60)	LB (81)		762
22	Colburn, M	10/3	rb (14)	rb (2)	RB (7)	RB (10)	RB (16)	rb (15)	rb (5)	rb (20)	rb (11)	--	rb (3)		103
9	Dancel, Z	11/11	SS (42)	SS (58)	SS (64)	SS (87)	SS (42)	SS (73)	SS (72)	SS (84)	SS (65)	SS (60)	SS (96)		743
29	Davis, D	2/-	db (9)	--	--	db (13)	--	--	--	--	--	--	--		22
50	Dawson, G	10/-	lb (38)	lb (21)	lb (26)	lb (41)	lb (18)	lb (17)	lb (30)	st (18)	lb (21)	st (15)	lb (44)		289
37	Dillon, T	1/-	db (9)	--	--	--	--	--	--	--	--	--	--		9
17	Donatell, S	11/-	te (21)	st (12)	st (12)	st (14)	st (5)	st (7)	te (20)	te (17)	st (11)	te (14)	te (25)		158
15	Driscoll, K	2/-	--	--	--	qb (1)	--	--	qb (3)	--	--	--	--		4
14	Dunn, W	11/11	DE (31)	DE (35)	DE (42)	DE (52)	DE (24)	DE (60)	DE (35)	DE (43)	DE (50)	DE (40)	DE (64)		476
53	Ejiofor, D	6/5	inj	inj	inj	inj	inj	dl (44)	DE (43)	DE (53)	DE (58)	DE (48)	DE (74)		320
66	Esposito, R	2/-	ol (14)	--	--	--	--	ol (3)							17
94	Flood, W	1/-	st (3)	--	--	--	--	--	--	--	--	--	--		3
79	Gardner, C	2/-	ol (14)	--	--	--	--	ol (3)							17
3	Gaulden, D	9/8	CB (27)	CB (57)	CB (58)	CB (86)	CB (40)	CB (64)	CB (30)	CB (7)	db (3)	--	--		372
2	Glenn, C	9/-	db (48)	db (26)	st (16)	db (63)	db (45)	db (24)	inj	inj	db (45)	db (25)	db (35)		327
65	Harris, J	11/11	C (46)	C (80)	C (69)	C (84)	C (83)	C (56)	C (60)	C (63)	C (63)	C (76)	C (57)		737
36	Harris, Tylor	11/-	dl (12)	dl (18)	dl (29)	dl (37)	dl (19)	dl (18)	dl (20)	dl (31)	dl (27)	dl (29)	dl (34)		274
12	Harris, Tyree	2/-	wr (26)	wr (12)	--	--	--	--	--	--	--	--	--		38
74	Haynes, P	11/9	RT (78)	RT (83)	RT (72)	RT (88)	RT (89)	RT (57)	RT (75)	RT (68)	RT (21)	ol (32)	ol (21)		684
78	Hayworth, T	11/11	LG (45)	LG (56)	LG (73)	LG (87)	LG (89)	LG (56)	LG (75)	LG (75)	LG (66)	LG (78)	LG (63)		763
75	Herron, J	11/11	LT (69)	LT(79)	LT (70)	LT (83)	LT (83)	LT (54)	LT (71)	LT (72)	LT (64)	LT (77)	LT (61)		783
6	Hines, T	11/9	WR (42)	WR (51)	wr (39)	WR (38)	WR (24)	WR (45)	WR (43)	WR (40)	WR (53)	wr (46)	WR (42)		463
2	Hinton, K	9/3	qb (25)	--	qb (60)	QB (84)	QB (81)	inj	qb (21)	qb (55)	qb (29)	qb (8)	RB/qb (24)		387
82	Howard, P	7/-	wr (31)	--	--	st (3)	--	--	st (5)	st (6)	st (5)	st (3)	st (6)		59
63	Intemann, D	10/10	RG (67)	RG (84)	RG (72)	RG (87)	RG (89)	inj	RG (52)	RG (48)	RG (59)	RG (78)	RG (64)		700
42	Jackson, Jul	10/-	st (12)	st (4)	st (3)	lb (7)	st (4)	--	st (3)	st (5)	st (4)	st (7)	st (9)		58
22	Janvion, R	10/10	FS (33)	FS (44)	FS (63)	FS (51)	FS (50)	FS (77)	inj	FS (81)	FS (63)	FS (35)	FS (70)		567
34	Kemp, D	11/-	lb (34)	lb (5)	lb (38)	lb (56)	lb (31)	lb (26)	lb (45)	lb (22)	lb (26)	lb (16)	lb (39)		338
38	Kinal, A	11/11	P (12)	P (9)	P (8)	P (12)	P (10)	P (12)	P (10)	P (12)	P (11)	P (5)	P (12)		113
13	Latter, J	6/-	db (4)	--	--	--	--	--	st (6)	st (8)	st (5)	db (10)	st (10)		43
8	Lee, M	11/11	LB (37)	LB (63)	LB (56)	LB (75)	LB (53)	LB (75)	LB (57)	LB (72)	LB (71)	LB (61)	LB (70)		690
95	Lewinson, S	8/-	dl (13)	inj	inj	--	dl (8)	dl (9)	dl (9)	dl (19)	dl (21)	dl (20)	dl (30)		129
15	Lewis, C	11/10	WR (50)	WR (62)	WR (69)	WR (71)	WR (81)	WR (48)	wr (67)	WR (55)	WR (61)	WR (40)	WR (57)		661
46	Luedke, N	11/-	st (9)	st (4)	st (3)	st (4)	st (6)	st (2)	st (4)	st (3)	st (3)	st (2)	st (2)		42
28	Matthews, T	11/-	st (23)	st (18)	st (8)	st (17)	st (20)	st (11)	st (14)	st (18)	st (14)	st (8)	st (18)		169
44	McNeil, K	6/-	--	--	--	--	st (3)	lb (2)	lb (5)	--	st (4)	lb (4)	lb (6)		24
84	O'Neil, B	1/-	te (14)	--	--	--	--	--	--	--	--	--	--		14
24	Okonye, J	11/-	db (28)	db (23)	db (20)	db (32)	db (25)	db (29)	db (18)	db (26)	db (27)	db (18)	db (25)		271
68	Osterhage, P	11/-	ol (28)	st (5)	st (3)	st (4)	ol (9)	ol (6)	ol (7)	ol (7)	ol (4)	st (2)	st (2)		77
41	Pike, D	11/4	te (12)	TE (9)	TE (13)	te (6)	te (13)	te (13)	TE (4)	te (4)	te (9)	TE (11)	st (11)		105
21	Robinson, I	11/2	RB (25)	RB (44)	rb (31)	rb (15)	rb (15)	rb (7)	rb (34)	rb (9)	rb (10)	rb (14)	rb (13)		217
93	Rodney, Z	11/11	NT (22)	NT (30)	NT (36)	NT (51)	NT (29)	NT (70)	NT (28)	NT (35)	NT (37)	NT (30)	NT (53)		421
85	Serigne, C	11/10	TE (58)	TE (88)	TE (72)	TE (92)	TE (91)	TE (52)	te (74)	TE (73)	TE (70)	TE (69)	TE (46)		785
90	Shaw, R	5/-	dl (13)	dl (7)	dl (11)	dl (25)	dl (13)	--	--	--	--	--	--		69
7	Stamey, M	1/-	wr (5)	--	--	--	--	--	--	--	--	--	--		5
96	Stewart, C	11/4	DE (26)	DE (45)	dl (23)	dl (53)	dl (28)	dl (33)	dl (23)	dl (22)	dl (22)	DT (22)	DT (43)		340
76	Suggs, J	1/-	ol (16)	--	--	--	--	--	--	--	--	--	--		16
55	Terry, A	4/-	ol (56)	ol (27)	--	--	--	--	ol (3)	ol (1)	--	--	--		87
89	Wade, C	11/-	wr (9)	wr (37)	wr (28)	wr (57)	wr (63)	wr (23)	wr (40)	wr (46)	wr (28)	wr (39)	wr (41)		411
23	Ward, J.	1/-	--	--	--	--	--	--	--	--	st (1)	--	--		1
5	Wary, Z	8/-	lb (27)	lb (27)	lb (22)	lb (37)	inj	st (11)	st (17)	lb (25)	lb (19)	inj	inj		185
25	Watson, B	11/11	CB (42)	CB (65)	CB (67)	CB (102)	CB (53)	CB (89)	CB (72)	CB (84)	CB (86)	CB (58)	CB (100)		818
18	Weaver, M	11/11	K (16)	K (8)	K (6)	K (9)	K (11)	K (4)	K (7)	K (8)	K (7)	K (4)	K (5)		85
30	Williams, H	11/11	LB (36)	LB (49)	LB (31)	LB (69)	LB (34)	LB (64)	LB (47)	LB (64)	LB (76)	LB (46)	LB (66)		582
39	Williams, Ja	11/-	lb (33)	lb (17)	st (12)	lb (19)	lb (14)	lb (15)	lb (19)	lb (5)	lb (11)	st (2)	lb (25)		172
83	Williams, Jo	6/-	inj	inj	inj	wr (19)	st (5)	st (1)	wr (3)	wr (8)	--	wr (34)	--		80
15	Wilson, J	11/11	LS (13)	LS (9)	LS (8)	LS (12)	LS (10)	LS (12)	LS (10)	LS (12)	LS (11)	LS (5)	LS (12)		114
20	Wolford, J	10/9	QB (58)	QB (85)	QB (12)	inj	qb (2)	QB (55)	QB (50)	QB (17)	QB (35)	QB (70)	QB (38)		422
10	Wortham, D	10/-	rb (10)	--	st (3)	st (1)	st (5)	st (6)	rb (9)	st (8)	st (5)	st (5)	st (5)		57
92	Yarbary, W	10/-	dl (29)	dl (22)	dl (17)	dl (35)	dl (20)	inj	dl (19)	dl (10)	dl (11)	dl (14)	dl (27)		204

Starters in all CAPS // st = played only on special teams // -- = did not play // inj = missed game due to injury // susp = missed game due to suspension

2015 WAKE FOREST FOOTBALL GAME NOTES

2015 GAME RECAPS & BOX SCORES



GAME 1 WAKE FOREST 41, ELON 3 SEPTEMBER 3, 2015 BB&T FIELD (27,126)

WINSTON-SALEM, N.C.-- John Wolford passed for a career-high 323 yards and three touchdowns as Wake Forest defeated Elon 41-3 in the 2015 season-opener.

Wake Forest piled up 591 total yards of total offense off 82 plays while stifling Elon's offense. The Deacons posted 388 passing yards and 203 rushing yards while holding a 29-6 advantage in first downs.

Matt Colburn rushed for 38 yards and a touchdown while Chuck Wade compiled 70-yards receiving and a touchdown. Cam Serigne finished with a touchdown and 60 yards receiving. Cortez Lewis had 64 yards receiving and a score.

Wake Forest opened the scoring late in the first quarter with a 28-yard field goal from Mike Weaver. The Deacons extended their lead to 10-0 after a 10-yard touchdown pass to Serigne from Wolford with 11:19 left in the second quarter. Colburn rushed for a 2-yard touchdown capping off an 11 play, 90-yard drive which put Wake Forest up 17-0.

Wolford made the play of the night when he bolted for a 70-yard touchdown run with 2:57 left in the first half. Weaver's extra point put the Deacs up 24-0 heading into the locker room.

Elon added a field goal in the third quarter but the Deacons added on with a 30-yard touchdown pass to Lewis and a 27-yard touchdown pass to Wade. Wake Forest led 38-3 heading into the fourth quarter, before Weaver added a 32-yard field goal to make it 41-3.

Scoring	1	2	3	4	Total
Elon	0	0	3	0	3
Wake Forest	3	21	14	3	41

1st Quarter

WF – Weaver 28 yrd field goal, 3:10

2nd Quarter

WF – Serigne 10 yd pass from Wolford (Weaver kick), 11:19

WF – Colburn 2 yd run (Weaver kick), 4:43

WF – Wolford 70 yd run (Weaver kick), 2:57

3rd Quarter

EU – Gallagher 45 yd field goal, 9:14

WF – Lewis 30 yd pass from Wolford (Weaver kick), 7:17

WF – Wade 27 yd pass from Wolford (Weaver kick), 3:31

4th Quarter

WF – Weaver 32 yrd field goal, 10:14

	EU	WF
FIRST DOWNS	6	29
RUSHES-YARDS (NET)	19-51	42-203
PASSING YDS (NET)	100	388
Passes Comp-Att-Int	15-28-0	29-40-0
TOTAL OFFENSE PLAYS-YARDS	47-151	82-591
Fumble Returns-Yards	0-0	0-0
Punt Returns-Yards	0-0	540
Kickoff Returns-Yards	3-72	1-8
Interception Returns-Yards	0-0	0-0
Punts (Number-Avg)	11-44.2	4-49.2
Fumbles-Lost	0-0	0-0
Penalties-Yards	10-77	3-30
Possession Time	21:08	38:52
Third-Down Conversions	1 of 13	7 of 16
Fourth-Down Conversions	0 of 0	2 of 2
Red-Zone Scores-Chances	0-0	4-6
Sacks By: Number-Yards	3-23	0-0

RUSHING: Elon – Christiansen 4-22; Bennett 6-16; Coppedge 2-6; Thompson 2-5; Summers 5-2. WF – Wolford 7-63; Robinson 10-44; Colburn 12-38; Bell 5-28; Wortham 6-18; Hinton 2-12.

PASSING: Elon – Thompson 7-14-0-50; Christiansen 8-14-0-50. WF – Wolford 20-27-0-323; Hinton 9-13-0-65.

RECEIVING: Elon – Lennon 4-30; Joyner 3-17; McCray 3-8; Thomas 1-13; Summers 1-10; Allison 1-9; Duprey 1-7; Bennett 1-6. WF – Wade 4-70; Brent 4-46; Lewis 3-64; Serigne 3-60; Bell 3-42; Howard IV 3-11; Hines 2-24; Donatell 2-22; Robinson 1-15; Wortham 1-13; Bachman 1-8; Harris 1-7; Stamey 1-6.



GAME 2 SYRACUSE 30, WAKE FOREST 17 SEPTEMBER 12, 2015 CARRIER DOME (26,670)

SYRACUSE, N.Y. -- Wake Forest jumped out to a halftime lead over Syracuse, but the Orange blanked the Demon Deacons in the second half to win 30-17 inside the Carrier Dome on Saturday afternoon (Sept. 12).

John Wolford set a career-high in passing for the second straight week with 373 passing yards.

K.J. Brent led the Wake Forest offensive attack with seven catches for 96 yards and a touchdown, while Chuck Wade made five catches for 82 yards and Tabari Hines caught seven passes for 77 yards.

The Orange forced three turnovers without committing one and took advantage of two second-half touchdown completions of more than 50 yards to win the game. In total, Wake Forest out-gained Syracuse in yardage, 419-370, and had possession for 34:15.

After an early Syracuse field goal, Wolford found Brent on a 40-yard touchdown pass to put Wake Forest in front, 7-3. The Orange scored 10 straight points, including a pick-six by Donnie Simmons when Wolford was hit while he threw, to regain a 13-7 advantage.

Wolford scampered for a 6-yard touchdown run and Mike Weaver added a 27-yard field goal in the closing seconds of the first half as the Deacs took a 17-13 lead into the break.

Two long passes from Eric Dungey put the Orange control of the game, as Syracuse shut out the Deacs, 17-0, in the second half.

Brad Watson and Thomas Brown had sacks for Wake Forest, with Brown totaling seven total tackles. Brandon Chubb led the way with nine tackles and Marquel Lee made six, including 3.0 tackles for loss.

Scoring	1	2	3	4	Total
Wake Forest	7	10	0	0	17
Syracuse	3	10	7	10	30

1st Quarter

SU – Murphy 35 yrd field goal, 4:17

WF – Brent 40 yd pass from Wolford (Weaver kick), 2:31

2nd Quarter

SU – Murphy 39 yd field goal, 14:51

SU – Simmons 41 yd interception return (Murphy kick), 14:07

WF – Wolford 6 yd run (Weaver kick), 9:20

WF – Weaver 27 yd field goal, 0:08

3rd Quarter

SU – Estime 89-yd pass from Dungey (Murphy kick), 2:01

4th Quarter

SU – Ishmael 53 yd pass from Dungey (Murphy kick), 11:17

SU – Murphy 20 yd field goal, 1:47

	WF	SU
FIRST DOWNS	23	15
RUSHES-YARDS (NET)	32-46	37-149
PASSING YDS (NET)	373	221
Passes Att-Comp-Int	45-30-3	14-8-0
TOTAL OFFENSE PLAYS-YARDS	77-419	51-370
Fumble Returns-Yards	0-0	0-0
Punt Returns-Yards	1-2	0-0
Kickoff Returns-Yards	3-3	1-22
Interception Returns-Yards	0-0	3-46
Punts (Number-Avg)	5-39.8	5-37.8
Fumbles-Lost	1-0	1-0
Penalties-Yards	6-52	4-30
Possession Time	34:15	25:45
Third-Down Conversions	7 of 16	1 of 9
Fourth-Down Conversions	1 of 1	0 of 0
Red-Zone Scores-Chances	2-2	3-3
Sacks By: Number-Yards	2-18	4-30


RUSHING: WF-Bell 12-39; Robinson 11-29; Colburn 1-minus 1; Wolford 8-minus 21. SU-Morris 6-46; Dungey 12-36; McFarlane 9-34; Fredericks 6-21; Lewis 1-17; TEAM 1-minus 2; Estime 2-minus 3.

PASSING: WF-Wolford 30-45-3-373. SU-Dungey 8-13-0-221; Avant 0-1-0-0.

RECEIVING: WF-Brent 7-96; Hines 7-77; Wade 5-82; Lewis 5-48; Serigne 3-35; Bell 1-24; Harris 1-8; Robinson 1-3. SU-Estime 2-98; Moore 2-26; Ishmael 1-53; Whitner 1-23; Strickland 1-12; Parris 1-9.

2015 WAKE FOREST FOOTBALL GAME NOTES

2015 GAME RECAPS & BOX SCORES



GAME 3 WAKE FOREST 17, ARMY 14 SEPTEMBER 19, 2015 MICHIE STADIUM (29,124)

WEST POINT, N.Y. -- Mike Weaver split the uprights on a 47-yard field goal as time expired, pushing Wake Forest past Army West Point, 17-14, at Michie Stadium.

The game was a back-and-forth affair, in which the Demon Deacons (2-1) overcame three turnovers and an early injury to starting quarterback John Wolford to take down the Black Knights (0-3).

Kendall Hinton came on in relief and executed when he needed to, rushing for his first two career touchdowns. He became the first 100-yard rusher for Wake Forest since 2012, and the first quarterback to do so since Cory Randolph in 2004.

He orchestrated a 12-play, 64-yard drive in the final two-and-a-half minutes, rushing for 15 yards and passing for 25 more, and Isaiah Robinson added a career-best 22-yard rush on the drive to get the Deacs into field-goal range.

Army converted two interceptions into touchdowns. After an interception off Wolford, Ahmad Bradshaw scored on a four-yard touchdown run for the first points of the game.

Hinton scored on touchdown runs of 15 and seven yards in the third and fourth quarter to put the Deacs ahead 14-7. Then, Brandon Jackson picked off his first pass of the day and returned it inside the Wake Forest 10-yard-line. Christian Drake scored on the very next play with a nine-yard run to even the score at 14-14 with 7:25 left in the game.

Jackson picked off his second pass on the very next drive, but a Wendell Dunn tackle in the backfield stifled Army's next drive and forced a punt, leading to Wake Forest's scoring drive.

Hinton passed for 159 yards and rushed for 101. Cortez Lewis made six catches for 52 yards and KJ Brent hauled in four catches for 72 yards.

Defensively, Brandon Chubb posted his seventh-career double-digit tackle game, totaling a game-high 13. Wake Forest totaled nine tackles for loss, led by Hunter Williams who had two, including a sack.

The win was Wake Forest's first on the road since traveling to Army in 2013. Wake Forest has now won nine straight games against the Black Knights.

Scoring	1	2	3	4	Total
Wake Forest	0	0	7	10	17
Army West Point	0	7	0	7	14

2nd Quarter

ARMY – Bradshaw 4 yd run (Grochowski kick), 10:07

3rd Quarter

WF – Hinton 15 yd run (Weaver kick), 4:52

4th Quarter

WF – Hinton 7 yd run (Weaver kick), 13:41

ARMY – Drake 9 yd run (Grochowski kick), 7:25

WF – Weaver 47 yd field goal, 0:00

	WF	ARMY
FIRST DOWNS	19	11
RUSHES-YARDS (NET)	35-171	54-186
PASSING YDS (NET)	175	54
Passes Att-Comp-Int	33-18-3	3-2-0
TOTAL OFFENSE PLAYS-YARDS	68-346	57-240
Fumble Returns-Yards	0-0	0-0
Punt Returns-Yards	3-8	1-1
Kickoff Returns-Yards	0-0	1-17
Interception Returns-Yards	0-0	3-62
Punts (Number-Avg)	5-43.4	7-40.9
Fumbles-Lost	1-0	2-0
Penalties-Yards	6-47	4-57
Possession Time	27:30	32:30
Third-Down Conversions	6 of 14	5 of 14
Fourth-Down Conversions	0 of 0	0 of 1
Red-Zone Scores-Chances	2-2	2-2
Sacks By: Number-Yards	1-1	2-10

RUSHING: WF-Hinton 17-101; Bell 8-26; Robinson 2-21; Colburn 4-21; Wolford 3-7; Hines, 1-minus 5. ARMY-Bradshaw 22-61; Drake 2-37; Giachinta 8-32; Kemper 11-29; Walker 3-20; Harris 6-13; Black 1-1; Trainor, 1-minus 7.

PASSING: WF-Hinton 15-27-2-159; Wolford 3-5-1-16; TEAM 0-1-0-0. ARMY-Bradshaw 2-3-0-54.

RECEIVING: WF-Lewis 6-52; Serigne 5-50; Brent 4-72; Argenzio 1-1; Bell 1-0; Hines 1-0. ARMY-Bell 1-31; Trainor 1-23.



GAME 4 INDIANA 31, WAKE FOREST 24 SEPTEMBER 26, 2015 BB&T FIELD (22,508)

WINSTON-SALEM, N.C. -- Wake Forest dropped a 31-24 decision to the Indiana Hoosiers on Saturday at BB&T Field.

Wake Forest fell behind 31-10 in the 4th quarter, rallied with two touchdowns and recovered an onside kick, but Indiana batted down a pass in the end zone to seal the win.

Freshman quarterback Kendall Hinton made his first career start and had 245 passing yards and completed 19 passes with one touchdown. Hinton also rushed 22 times for 57 yards with two touchdowns.

Indiana struck first, going up 7-0 with 6:45 left in the first quarter after a 10-play, 56 yard drive that ended in a 6-yard touchdown pass to Simmie Cobbs.

Wake Forest evened the score early in the first quarter after a 76-yard, 6-play drive resulting in a 15-yard rushing touchdown from Hinton. Indiana retook the lead on the next drive after a 28-yard touchdown pass to Ricky Jones, putting the Hoosiers up 14-7.

Mike Weaver booted a 35-yard field goal, cutting Indiana's lead to 14-10 with 3:47 remaining in the first. K.J. Brent threw a 19-yard pass to Hines on a trick play deep in Indiana territory. Indiana added a 30-yard field goal to make it 17-10 heading into halftime.

Wake Forest began a rally in the fourth quarter as Hinton rushed for a 15-yard touchdown with 6:25 remaining as the Deacons made it 31-17. The Deacons recovered an onside kick as Julian Jackson pounced on the perfect placement by Weaver. On 4th-and-18 with 1:33 left, Hinton launched a ball down the sidelines to Brent and pass interference was called on the Hoosiers, extending the drive. The Deacs turned it over on downs when a 4th-and-long throw to Serigne was knocked down by a defender.

Scoring	1	2	3	4	Total
Indiana	7	10	7	7	31
Wake Forest	0	10	0	14	24

1st Quarter

IND – Cobbs 6 yd pass from Sudfeld (Oakes kick), 6:45

2nd Quarter

WF – Hinton 15 yd run (Weaver kick), 14:34

IND – Jones 28 yd pass from Sudfeld (Oakes kick), 11:05

WF – Weaver 35 yd field goal, 3:47

IND – Oakes 30 yd field goal, 0:00

3rd Quarter

IND – Howard 2 yd run (Oakes kick), 8:27

4th Quarter

IND – Field 20 yd interception return (Oakes kick) 10:22

WF – Hinton 14 yd run (Weaver kick), 6:25

WF – Hines 29 yd pass from Hinton (Weaver kick), 2:33

	IND	WF
FIRST DOWNS	26	25
RUSHES-YARDS (NET)	52-211	32-99
PASSING YDS (NET)	205	264
Passes Att-Comp-Int	34-19-0	48-20-1
TOTAL OFFENSE PLAYS-YARDS	86-416	80-363
Fumble Returns-Yards	0-0	0-0
Punt Returns-Yards	0-0	4-5
Kickoff Returns-Yards	2-33	1-18
Interception Returns-Yards	0-0	0-0
Punts (Number-Avg)	8-39.8	7-42.9
Fumbles-Lost	0-0	0-0
Penalties-Yards	11-119	7-48
Possession Time	31:46	28:14
Third-Down Conversions	7 of 17	4 of 18
Fourth-Down Conversions	1 of 1	2 of 4
Red-Zone Scores-Chances	3-3	3-3
Sacks By: Number-Yards	6-31	1-9

RUSHING: IND-Howard 33-168; Redding 10-48; Sudfeld 6-1; TM 3-minus 6. WF-Hinton 22-57; Colburn 3-29; Bell 5-7; Argenzio 1-6; Robinson 1-0.

PASSING: IND-Sudfeld 19-34-0-205. WF-Hinton 19-46-1-245; Brent 1-1-0-19; Serigne 0-1-0-0.

RECEIVING: IND-Cobbs, 7-75; Paige 3-10; Jones 2-43; Corsaro 2-20; Griffith, 2-14; Graham 1-20; Redding 1-14; Friend 1-9. WF-Serigne 5-72; Brent 5-65; Wade 5-56; Lewis 3-23; Hines 2-48.

2015 WAKE FOREST FOOTBALL GAME NOTES

2015 GAME RECAPS & BOX SCORES



GAME 5 FLORIDA STATE 24, WAKE FOREST 16 OCTOBER 3, 2015 BB&T FIELD (28,588)

WINSTON-SALEM, N.C. -- Wake Forest pushed No. 9 Florida State to the brink on Saturday, only to fall 24-16 after the Seminoles intercepted a pass in the end zone with 26 seconds left in the game.

The Demon Deacons drove to the Florida State 20-yard line with the potential to tie the game with under 30 seconds left, but Seminole safety Tyler Hunter picked off quarterback Kendall Hinton to seal the victory.

Wake Forest out-gained the Seminoles on the ground (142-127) and in passing yards (215-202). The Deacons had 27 first downs compared to 14 for the Seminoles.

Hinton threw for 215 yards and completed 27 passes. He rushed for 48 yards on 13 carries. Florida State opened the scoring with a 94-yard touchdown run from Dalvin Cook which was the longest touchdown run in stadium history. Cook's score put the Seminoles up 7-0 halfway through the first quarter.

Mike Weaver hit a 28-yard field goal with 2:57 remaining in the first. Johnathan Vickers added a 9-yard touchdown run as Florida State took a 14-3 lead early in the second quarter.

Serigne snagged a 7-yard touchdown pass from Hinton which cut the Seminoles' lead to 14-10 with 4:12 left in the first half. Florida State went to the half leading the Deacons 14-10.

Everett Golson completed a five-yard touchdown pass to Kermit Whitfield on Florida State's opening drive of the second half as the Seminoles increased their lead to 21-10. A 25-yard field goal from Roberto Aguayo made it 24-10 for Florida State in the third quarter.

In the fourth quarter, Weaver kicked a 34-yard field goal as the Deacs made it 24-13 with 11:26 to play.

Wake Forest stopped Florida State after sacking Golson with 1:49 left, forcing the Seminoles to punt. Hinton was intercepted by Hunter in the endzone which sealed the 24-16 victory for Florida State.

Scoring	1	2	3	4	Total
Florida State	7	7	10	0	24
Wake Forest	3	7	0	6	16

1st Quarter

FS – Cook 94 yd run (Aguayo kick), 8:17

WF – Weaver 28 yd field goal, 2:57

2nd Quarter

FS – Vickers 9 yd run (Aguayo kick), 11:08

WF – Serigne 7 yd pass from Hinton (Weaver kick), 4:12

3rd Quarter

FS – Whitfield 5 yd pass from Golson (Aguayo kick), 12:23

FS – Aguayo 25 yd field goal, 7:33

4th Quarter

WF – Weaver 34 yd field goal, 11:26


WF – Weaver 29 yd field goal, 3:34

	FS	WF
FIRST DOWNS	14	27
RUSHES-YARDS (NET)	21-127	36-142
PASSING YDS (NET)	202	215
Passes Att-Comp-Int	20-31-0	27-43-1
TOTAL OFFENSE PLAYS-YARDS	52-329	79-357
Fumble Returns-Yards	0-0	0-0
Punt Returns-Yards	0-0	1-7
Kickoff Returns-Yards	0-0	1-17
Interception Returns-Yards	1-0	0-0
Punts (Number-Avg)	5-34.4	4-35.2
Fumbles-Lost	0-0	2-1
Penalties-Yards	10-100	5-32
Possession Time	24:04	35:56
Third-Down Conversions	6 of 12	7 of 15
Fourth-Down Conversions	0 of 0	1 of 1
Red-Zone Scores-Chances	3-3	4-5
Sacks By: Number-Yards	2-8	3-28

RUSHING: FS-Cook 2-94; Vickers 10-33; Golson 7-4; TEAM 2-minus 4. WF-Colburn 11-51; Hinton 13-48; Bell 10-39; Robinson 2-4.

PASSING: FS-Golson 20-31-0-202. WF-Hinton 27-42-1-215; Wolford 0-1-0-0.

RECEIVING: FS-Rudolph 6-69; Wilson 5-77; Whitfield 4-24; Vickers 2-9; Izzo 1-8; Cook 1-8; Lane 1-7. WF-Serigne 10-83; Lewis 8-70; Brent 4-43; Hines 2-7; Wade 2-4; Robinson 1-8.



GAME 6 WAKE FOREST 3, BOSTON COLLEGE 0 OCTOBER 10, 2015 ALUMNI STADIUM (30,094)

CHESTNUT HILL, Mass. -- The Wake Forest defense forced four turnovers and held strong on a goal-line stand to beat Boston College, 3-0, at Alumni Stadium.

The Eagles (3-3, 0-3 ACC) had the ball inside the Wake Forest 10-yard-line, but the Demon Deacons (3-3, 1-2 ACC) earned their fourth turnover of the day, a fumble forced by Wendell Dunn and recovered by Zach Dancel, in what appeared to seal the victory with 1:09 remaining.

But Boston College forced a fumble of its own and recovered on the Wake Forest 11-yard-line with 56 seconds to play.

The Eagles rushed for a first down to the 1-yard-line. Then, on 1st-and-goal tried to rush again but were stuffed by Demetrius Kemp up the middle. The clock expired as the Eagles tried to spike the ball.

After not forcing a turnover the first five games, the defense broke open for four against the Eagles. First, Cameron Glenn picked off his first-career pass.

In the third quarter, Zach Dancel forced a fumble which Brandon Chubb recovered on the BC 5-yard-line. That led to a 25-yard-field goal by Mike Weaver, which proved to be the difference in the game.

The third turnover came on the Eagles' next possession on another fumble, this time forced by Ryan Janvion and recovered by Josh Banks, again in Wake Forest territory.

The shutout was Wake Forest's first since taking down Florida State 30-0 in Tallahassee in 2006.

Janvion and Chubb led the defensive effort with nine tackles apiece. For Chubb, eight were solo stops and three came for a loss. Hunter Williams added seven and Dancel added six. In his first game back from injury, Duke Ejiolor recorded six, including a sack.

After going winless on the road a year ago, the Deacs have now won two straight away from Winston-Salem after also beating Army West Point in September.

Scoring	1	2	3	4	Total
Wake Forest	0	0	3	0	3
Boston College	0	0	0	0	0

3rd Quarter

WF – Weaver 25 yd field goal, 10:18

	WF	BC
FIRST DOWNS	5	18
RUSHES-YARDS (NET)	28-33	54-196
PASSING YDS (NET)	109	74
Passes Att-Comp-Int	25-11-1	20-6-1
TOTAL OFFENSE PLAYS-YARDS	53-142	74-270
Fumble Returns-Yards	0-0	0-0
Punt Returns-Yards	2-4	5-51
Kickoff Returns-Yards	1-20	2-71
Interception Returns-Yards	1-0	1-0
Punts (Number-Avg)	10-51.3	8-41.1
Fumbles-Lost	1-1	4-3
Penalties-Yards	9-104	9-51
Possession Time	26:13	33:47
Third-Down Conversions	2 of 15	2 of 14
Fourth-Down Conversions	0 of 0	0 of 0
Red-Zone Scores-Chances	1-1	0-4
Sacks By: Number-Yards	1-10	1-4

RUSHING: WF-Colburn 12-37; Wolford 8-9; Wade 1-minus 1; Robinson 1-minus 1; Bell 6-minus 11. BC-Outlow 15-62; Smith 11-44; Rouse 14-35; Gowins 8-33; Smith 2-13; Flutie 4-9.

PASSING: WF-Wolford 11-25-1-109. BC-Smith 4-12-1-56; Flutie 2-8-0-18.

RECEIVING: WF-Lewis 5-65; Wade 2-17; Serigne 2-4; Brent 1-20; Hines 1-3. BC-Callinan 2-42; Rouse 1-15; Smith 1-9; B. Wolford 1-4; Robinson 1-4.

2015 WAKE FOREST FOOTBALL GAME NOTES

2015 GAME RECAPS & BOX SCORES



GAME 7 NORTH CAROLINA 50, WAKE FOREST 14 OCTOBER 17, 2015 KENAN STADIUM (50,500)

CHAPEL HILL, N.C. -- Big plays doomed the Wake Forest football team in a 50-14 loss to North Carolina inside Kenan Stadium on Saturday night.

The Tar Heels (5-1, 2-0 ACC) had six plays of 30-or-more yards - three for touchdowns - and 20 plays of 10-or-more yards, as the offense surpassed 500 total yards.

John Wolford completed 72.7 percent of his passes (16-of-22) for 176 yards and two touchdowns to lead the

Demon Deacons (3-4, 1-3 ACC).

Cam Serigne made six catches for 65 yards and a score, while Cortez Lewis added four grabs for 58 yards.

Wake Forest opened the scoring with a 1-yard pass from John Wolford to Cam Serigne for the only first-quarter score for either side.

North Carolina answered with three straight touchdowns from Mack Hollins, Marquise Williams and Elijah Hood to take a 22-7 lead.

Wolford connected with Tabari Hines on a 5-yard touchdown pass with 6:18 left in the second quarter to cut the margin to 22-14, but the Tar Heels reeled off four straight touchdowns to close out the scoring.

The Deacs stopped UNC's first two drives with turnovers, as both Brad Watson and Demeetrius Kemp recorded their first career interceptions, enabling the Deacs to take an early lead.

Brandon Chubb recorded 10 tackles, reaching double digits for the ninth time in his career. Thomas Brown added nine stops, while Marquel Lee and Josh Banks each had a sack.

Scoring	1	2	3	4	Total
Wake Forest	7	7	0	0	14
North Carolina	0	29	7	14	50

1st Quarter

WF - Serigne 1 yd pass from Wolford (Weaver kick), 7:07

2nd Quarter

NC - Hollins 57 yd pass from Williams (Weiler kick), 14:52

NC - Williams 13 yd run (Weilerr kick), 13:06

WF - Hines 5 yd pass from Wolford (Weaver kick), 6:18

NC - Logan 1 yd run (Weiler kick), 4:25

3rd Quarter

NC - Hollins 4 yd pass from Williams (Weiler kick), 0:04

4th Quarter

NC - Hollins 42 yd pass from Williams (Weiler kick), 12:34

NC - Trubisky 10 yd run (Weiler kick), 11:11

	WF	NC
FIRST DOWNS	16	22
RUSHES-YARDS (NET)	43-113	33-212
PASSING YDS (NET)	197	326
Passes Att-Comp-Int	30-20-0	26-18-2
TOTAL OFFENSE PLAYS-YARDS	73-310	59-538
Fumble Returns-Yards	0-0	0-0
Punt Returns-Yards	0-0	1-1
Kickoff Returns-Yards	4-63	2-47
Interception Returns-Yards	2-19	0-0
Punts (Number-Avg)	6-41.5	3-50.0
Fumbles-Lost	1-1	0-0
Penalties-Yards	3-24	6-44
Possession Time	37:04	22:56
Third-Down Conversions	8 of 18	5 of 10
Fourth-Down Conversions	0 of 2	1 of 2
Red-Zone Scores-Chances	2-2	4-4
Sacks By: Number-Yards	2-20	2-26

RUSHING: WF-Bell 13-48; Hinton 7-37; Wolford 10-19; Robinson 8-16; Colburn 1-4; Wortham 3-3; TEAM 1-minus 14. NC-Hood 8-101; Williams 12-59; Francis 4-23; Logan 7-17; Trubisky 2-12.

PASSING: WF-Wolford 16-22-0-176; Hinton 4-8-0-21. NC-Williams 14-20-2-282; Trubisky 4-6-0-44.

RECEIVING: WF-Serigne 6-65; Lewis 4-58; Bell 4-19; Brent 2-26; Hines 2-13; Robinson 1-12; Wade 1-4. NC-Howard 4-45; Hollins 3-103; Davis 3-21; Proehl 2-94; Washington 2-21; Hood 2-19; Logan 1-18; Fritts 1-5.



GAME 8 NC STATE 25, WAKE FOREST 17 OCTOBER 24, 2015 BB&T FIELD (30,464)

WINSTON-SALEM, N.C. -- NC State took advantage of four straight touchdowns in the first quarter as the Wolfpack defeated Wake Forest 35-17 on Saturday at BB&T Field.

Wake Forest trailed 28-0 to NC State after the first quarter, but held the Wolfpack to just one touchdown in the final three quarters.

Kendall Hinton replaced starting quarterback John Wolford in the first half and rushed for two touchdowns. He

finished the game 12-for-22 with 107 yards passing and ran for 75 yards and two touchdowns on 13 carries. Running back Tyler Bell had 58 yards on 11 carries for the Deacons. Chuck Wade led receivers with 43 yards receiving while Tabari Hines was close behind with 42 yards.

NC State's offense jumped out to a quick start in the first quarter, scoring on each of its first two drives and putting points on the board on four of its five first-quarter drives. The Wolfpack scored on a 59-yard pass from Jacoby Brissett to Maurice Trowell just 53 seconds into the game. On NC State's second drive, Matthew Dayes rushed for 85 yards on the first play of the series to put NC State on top 14-0.

NCSU wrapped up the quarter when Brissett found Nyheim Hines on a 58-yard touchdown pass, followed by a 57-yard touchdown rush by Dayes to give the Wolfpack a 28-0 lead.

With less than five minutes to go in the second quarter, Hinton took off running and weaved up the field for a 69-yard touchdown run to cut the lead to 28-7.

On the second drive of the second half, Wake Forest trimmed the margin to 28-10 with a 38-yard field goal from Mike Weaver.

Braylon Cherry returned a 52-yard punt in the fourth quarter to put the Wolfpack up 35-10 with 4:30 left in the game. Wake Forest responded with a 75-yard drive capped off by a one-yard touchdown run from Hinton.

Scoring	1	2	3	4	Total
NC State	28	0	0	7	35
Wake Forest	0	7	3	7	17

1st Quarter

ST - Trowell 59 yd pass from Brissett (Bambard kick), 14:07

ST - Dayes 85 yd run (Bambard kick), 12:15

ST - Hines 68 yd pass from Brissett (Bambard kick), 3:17

ST - Dayes 57 yd run (Bambard kick), 0:45

2nd Quarter

WF - Hinton 69 yd run (Weaver kick), 3:24

3rd Quarter

WF - Weaver 38 yd field goal, 4:38

4th Quarter

ST - Cherry 52 yd punt return (Bambard kick), 4:30

WF - Hinton 1 yd run (Weaver kick), 0:44

	WF	ST
FIRST DOWNS	19	17
RUSHES-YARDS (NET)	30-248	38-149
PASSING YDS (NET)	227	122
Passes Att-Comp-Int	34-20-0	30-14-1
TOTAL OFFENSE PLAYS-YARDS	64-475	68-271
Fumble Returns-Yards	0-0	0-0
Punt Returns-Yards	3-51	3-9
Kickoff Returns-Yards	2-26	2-51
Interception Returns-Yards	1-0	0-0
Punts (Number-Avg)	6-44.5	9-43.2
Fumbles-Lost	0-0	1-0
Penalties-Yards	6-46	3-35
Possession Time	27:00	33:00
Third-Down Conversions	4 of 13	4 of 16
Fourth-Down Conversions	0 of 1	0 of 1
Red-Zone Scores-Chances	0-1	2-2
Sacks By: Number-Yards	7-38	1-9

RUSHING: ST-Dayes 16-205; Brissett 8-33; Samuels 4-7; Gallaspy 2-3. WF-Hinton 13-75; Bell 11-58; Colburn 8-31; Hines 1-0; TEAM 1-minus 2; Wolford 4-minus 13.

PASSING: ST-Brissett 20-34-0-227. WF-Hinton 12-22-0-107; Wolford 2-7-0-15; Hines 0-1-1-0.

RECEIVING: ST-Samuels 7-26; Trowell 4-87; Hines 3-68; Cherry 3-19; Dayes 1-16; Ramos 1-6; Cook 1-5. WF-Hines 5-42; Wade 4-43; Brent 3-24; Lewis 1-10; Serigne 1-3.

2015 WAKE FOREST FOOTBALL GAME NOTES

2015 GAME RECAPS & BOX SCORES



GAME 9 LOUISVILLE 20, WAKE FOREST 19 OCTOBER 30, 2015 BB&T FIELD (24,922)

WINSTON-SALEM, N.C. -- Louisville weathered two late Wake Forest rallies as the Cardinals defeated the Demon Deacons 20-19 at BB&T Field.

Wake Forest led 19-17 at halftime but Louisville kicked a third quarter field goal and caused turnovers on the final two Deacon drives to win by one point.

Cortez Lewis made a highlight reel touchdown catch late in the first quarter after he snared a pass from Kendall

Hinton and made two defenders miss before scampering to the end zone. The 78-yard touchdown pass was the longest pass for the Deacs this season. Wake Forest led Louisville 10-0.

Louisville's John Wallace booted a 37-yard field goal with 12:37 left in the second as Louisville cut the Deacons lead to 10-3. The Cardinals tied the game minutes later with a 14-yard Jamari Staples touchdown catch with 8:17 remaining in the half.

Wake Forest recorded a safety in late in the second half as Duke Ejirofor wrapped up Louisville quarterback Lamar Jackson in the end zone. On the ensuing drive, Hines caught a 58-yard touchdown pass from John Wolford to put Wake Forest up 19-10.

Louisville responded quickly as Jamari Staples caught a 22-yard touchdown pass as the Cardinals marched down the field on four plays in 33 seconds.

With 1:25 remaining in the third quarter, Louisville kicked a 39-yard field goal to take a 20-19 lead. Louisville lined up for a 36-yard field goal with 5:22 left in the game but Tylor Harris blocked it as the Deacons returned it to the Louisville 41-yard line. It was the first blocked field goal for Wake Forest in more than two years.

On the following drive, Wake Forest converted a fourth down but Wolford threw his third interception of the game which stymied the Deacons' rally. Louisville extinguished a late Wake Forest drive in the waning minutes of the game as the Cardinals defeated the Deacons 20-19.

Scoring	1	2	3	4	Total
Louisville	0	17	3	0	20
Wake Forest	10	9	0	0	19

1st Quarter

WF -- Weaver 36 yd field goal, 6:04

WF -- Lewis 78 yd pass from Hinton (Weaver kick), 3:36

2nd Quarter

LOU -- Wallace 37 yd field goal, 12:37

LOU -- Staples 14 yd pass from Jackson (Wallace kick), 8:17

WF -- Ejirofor safety, 2:15

WF -- Hines 58 yd pass from Wolford (Weaver kick), 0:55

LOU -- Staples 22 yd pass from Jackson (Wallace kick), 0:22

3rd Quarter

LOU -- Wallace 39 yd field goal, 1:25

	LOU	WF
FIRST DOWNS	17	11
RUSHES-YARDS (NET)	42-68	32-40
PASSING YDS (NET)	249	226
Passes Att-Comp-Int	32-23-0	30-9-4
TOTAL OFFENSE PLAYS-YARDS	74-317	62-266
Fumble Returns-Yards	0-0	0-0
Punt Returns-Yards	4-11	1-15
Kickoff Returns-Yards	2-34	4-62
Interception Returns-Yards	4-61	0-0
Punts (Number-Avg)	8-44.4	8-39.4
Fumbles-Lost	3-1	2-1
Penalties-Yards	10-89	3-29
Possession Time	34:50	25:10
Third-Down Conversions	5 of 18	3 of 16
Fourth-Down Conversions	1 of 1	1 of 2
Red-Zone Scores-Chances	3-5	1-1
Sacks By: Number-Yards	4-27	4-24

RUSHING: LOU-Smith 12-58; Bonnafon 5-18; Scott 7-13; Jackson 13-2; TEAM 4-minus 11; Bolin 1-minus 12. WF-Colburn 11-24; Bell 9-22; Wolford 3-10; TEAM 1-minus 2; Hinton 8-minus 14.

PASSING: LOU-Jackson 19-26-0-207; Bolin 3-4-0-38; Bonnafon 1-2-0-4. WF-Wolford 6-19-3-131; Hinton 3-11-1-95.

RECEIVING: LOU-Staples 10-133; Quick 5-55; Scott 2-11; Bonnafon 1-26; Smith 1-8; Hikutini 1-7; Standberry 1-4; Samuel 1-3; Towbridge 1-2. WF-Hines 3-82; Serigne 3-38; Lewis 1-78; Brent 1-16; Wade 1-12.



GAME 10 NOTRE DAME 28, WAKE FOREST 7 NOVEMBER 14, 2015 NOTRE DAME STADIUM (80,795)

NOTRE DAME, Ind. -- No. 4 Notre Dame jumped out to a 21-0 halftime lead en route to a 28-7 victory over Wake Forest at Notre Dame Stadium on Saturday afternoon.

Wake Forest (3-7) out-gained the Fighting Irish (9-1), 340-282, in total yards, but the Notre Dame defense forced a pick-six and three times caused Wake Forest to turn it over on downs.

Freshman running back Tyler Bell set career-highs with 23 carries and 90 yards rushing, most by a running back this season. KJ Brent led all receivers with five catches and 82 yards, including a career-long 52-yard grab.

The Demon Deacons went for it on 4th-and-8 from the ND 33-yard-line on their second drive, but after an incomplete pass, Notre Dame drove down the field and scored on a 12-yard run by DeShone Kizer.

On the ensuing drive, a John Wolford pass slipped out of his hands and was picked off by Andrew Trumbetti, who took it 28 yards for a touchdown to make it 14-0.

Early in the second quarter, Wolford found Bell for a 13-yard pass down to the 1-yard-line on third down, but Bell was stopped on 4th-and-goal. A play later, Josh Adams broke a pair of tackles and scampered for a 98-yard touchdown, the longest in Notre Dame's history.

Wake Forest bounced back in the third quarter, with Wolford orchestrating an 11-play, 55-yard drive over 6:16, the second-longest drive in terms of time this season, capped off by a one-yard touchdown plunge by Wolford.

The Irish capped off the scoring in the fourth quarter, when Kizer ran for a 5-yard touchdown, his second of the game.

Defensively, Marquel Lee led the way with eight tackles, followed by Ryan Janvion and Brandon Chubb, with seven apiece.

Scoring	1	2	3	4	Total
Wake Forest	0	0	7	0	7
Notre Dame	14	7	0	7	28

1st Quarter

ND -- Kizer 12 yd run (Yoon kick), 3:41

ND -- Trumbetti 28 yd interception return (Yoon kick), 2:46

2nd Quarter

ND -- Adams 98 yd run (Yoon kick), 9:59

3rd Quarter

WF -- Wolford 1 yd run (Weaver kick), 2:40

4th Quarter

ND -- Kizer 5 yd run (Yoon kick), 10:58

	WF	ND
FIRST DOWNS	23	15
RUSHES-YARDS (NET)	44-121	30-171
PASSING YDS (NET)	219	111
Passes Att-Comp-Int	30-19-1	19-13-0
TOTAL OFFENSE PLAYS-YARDS	74-340	49-282
Fumble Returns-Yards	0-0	0-0
Punt Returns-Yards	3-16	0-0
Kickoff Returns-Yards	2-39	0-0
Interception Returns-Yards	0-0	1-28
Punts (Number-Avg)	3-50.0	5-44.0
Fumbles-Lost	2-0	0-0
Penalties-Yards	5-58	4-45
Possession Time	35:48	24:12
Third-Down Conversions	7 of 16	6 of 11
Fourth-Down Conversions	0 of 3	0 of 0
Red-Zone Scores-Chances	1-4	2-2
Sacks By: Number-Yards	3-21	3-23

RUSHING: WF-Bell 23-90; Hinton 4-23; Wolford 15-5; Robinson 2-3. ND-Adams 17-141; Kizer 13-30.

PASSING: WF-Wolford 19-30-1-219. ND-Kizer 13-19-0-111.

RECEIVING: WF-Brent 5-82; Hines 4-57; Bell 3-22; Wade 3-17; Lewis 2-30; Serigne 2-11. ND-Fuller 3-37; Brown 3-27; Hunter 2-22; Adams 2-minus 3; Carlisle 1-18; Hounshell 1-6; Robinson 1-4.

2015 WAKE FOREST FOOTBALL GAME NOTES

2015 GAME RECAPS & BOX SCORES



GAME 11 CLEMSON 33, WAKE FOREST 13 NOVEMBER 21, 2015 MEMORIAL STADIUM (81,577)

CLEMSON, S.C. -- Wake Forest forced four turnovers, but it was not enough as No. 1-ranked Clemson earned a 33-13 victory inside Memorial Stadium on Saturday evening.

Brad Watson intercepted his second pass of the season, while Hunter Williams and Chris Calhoun each recorded the first of their careers. Teddy Matthews also recovered a fumble on special teams for Wake Forest (3-8, 1-6).

But Clemson (11-0, 8-0 ACC) compiled 552 total yards on offense and put up 20 first-quarter points en route to the victory.

Deshaun Watson was part of all four of the Tigers' touchdowns. He scored on a 3-yard run early in the first quarter, then found Charone Peake and Deon Cain on passes of 44 and 11 yards, respectively.

The Demon Deacons got on the board after Williams returned his interception to the Clemson 11-yard-line, with Kendall Hinton scrambling for an 8-yard touchdown rush, his seventh of 2015.

Clemson scored the next 13 points to take a 33-7 lead. First, Watson connected with Germone Hopper on a 47-yard completion. Then, Greg Huegel connected on field goals of 40 and 36 yards.

Wake Forest closed out the scoring in the fourth quarter, when Hinton found Cortez Lewis streaking down the right sideline for a 30-yard touchdown.

The Deacs and Tigers each scored 13 points after the conclusion of the first quarter.

Brandon Chubb led the defense with 11 tackles, posting his 11th-career double-digit tackle game, and his fifth of this season.

Scoring	1	2	3	4	Total
Clemson	0	17	3	0	20
Wake Forest	10	9	0	0	19

1st Quarter

CU – Watson 3 yd run (Huegel kick), 10:10

CU – Peake 44 yd pass from Watson (Huegel kick), 5:36

CU – Cain 11 yd pass from Watson (Huegel kick blocked), 0:44

2nd Quarter

WF – Hinton 8 yd run (Weaver kick), 5:26

CU – Hopper 47 yd pass from Watson (Lakip kick), 2:12

CU – Huegel 40 yd field goal, 0:00

3rd Quarter

CU – Huegel 40 yd field goal, 0:46

4th Quarter

WF – Lewis 30 yd pass from Hinton (Weaver kick failed), 5:28

	WF	CU
FIRST DOWNS	11	24
RUSHES-YARDS (NET)	32-39	42-171
PASSING YDS (NET)	113	381
Passes Att-Comp-Int	28-16-1	40-28-3
TOTAL OFFENSE PLAYS-YARDS	60-152	82-552
Fumble Returns-Yards	0-0	0-0
Punt Returns-Yards	0-0	2-0
Kickoff Returns-Yards	5-105	2-38
Interception Returns-Yards	3-27	1-5
Punts (Number-Avg)	10-42.5	3-44.0
Fumbles-Lost	1-1	1-1
Penalties-Yards	6-55	6-56
Possession Time	28:57	31:03
Third-Down Conversions	6 of 17	9 of 16
Fourth-Down Conversions	0 of 1	0 of 2
Red-Zone Scores-Chances	1-1	3-3
Sacks By: Number-Yards	0-0	5-43

RUSHING: WF-Hinton 7-51; Colburn 3-11; Bell 11-11; Robinson 2-4; Hines 1-minus 8; Wolford 8-minus 30. CU-Bryant 8-58; Watson 10-44; Fuller 10-36; Brooks 7-14; Dye 3-11; Goodnature 1-6; Scott 1-5; Davidson 2-minus 3

PASSING: WF-Wolford 12-20-0-91; Hinton 4-7-0-22; Serigne 0-1-1-0. CU-Watson 24-35-2-343; Bryant 2-3-1-4; Cain 1-1-0-35; Teasdall 1-1-0-minus 1.

RECEIVING: WF-Brent 4-60; Lewis 4-45; Bell 3-3; Hines 2-6; Wade 2-minus 7; Serigne 1-6. CU-Scott 6-53; Peake 4-60; Fuller 4-44; Cain 4-29; Hopper 3-120; Renfrow 3-55; Leggett 1-11; Bianchi 1-6; Seckinger 1-4; Johnson 1-minus 1.

2015 WAKE FOREST FOOTBALL GAME NOTES

DIONTE AUSTIN DEFENSIVE BACK

Fr. • 6-0 • 165
Baltimore, Md.
Calvert Hall



2015 — Played in first career game vs. Elon (Sept. 3), recording a solo tackle and pass breakup ... Saw action against Syracuse (Sept. 12), Army (Sept. 19) and Indiana (Sept. 26), but did not record a stat ... Had a tackle off the bench against Florida State (Oct. 3) ... Did not tally statistics against Boston College (Oct. 10) or North Carolina (Oct. 17) ... Saw extensive action off the bench against NC State (Oct. 24), recording two tackles, a tackle for loss and two pass breakups ... Made three tackles against Louisville (Oct. 30) in his first-career start ... Recorded first collegiate sack at Notre Dame (Nov. 14), making three total tackles ... Made a career-high eight tackles at Clemson (Nov. 21).

AUSTIN'S CAREER DEFENSIVE STATS

	G-GS	S-A-Tot	TFL-Yds	Sk-Yds	Int-Yds	PBU	FF-FR
2015	11-3	16-4-20	2.0-11	1.0-10	0-0	2	0-0
Career	11-3	16-4-20	2.0-11	1.0-10	0-0	2	0-0

AUSTIN'S GAME-BY-GAME DEFENSIVE STATS

2015	Opp	S-A-Tot	TFL-Yds	Sk-Yds	Int-Yds	PBU	FF-FR
9/3	Elon	1-0-1	0-0	0-0	0-0	1	0-0
9/12	at Syracuse	0-0-0	0-0	0-0	0-0	0	0-0
9/19	at Army	0-0-0	0-0	0-0	0-0	0	0-0
9/26	Indiana	0-0-0	0-0	0-0	0-0	0	0-0
10/3	Florida State	1-0-1	0-0	0-0	0-0	0	0-0
10/10	at Boston Col.	0-0-0	0-0	0-0	0-0	0	0-0
10/17	at UNC	0-0-0	0-0	0-0	0-0	0	0-0
10/24	NC State	3-1-4	1.0-1	0-0	0-0	2	0-0
10/30	Louisville	2-1-3	0-0	0-0	0-0	0	0-0
11/14	at Notre Dame	3-0-3	1.0-10	1.0-10	0-0	0	0-0
11/21	at Clemson	6-2-8	0-0	0-0	0-0	0	0-0

JOSH BANKS DEFENSIVE LINE

R-Jr. • 6-4 • 275 • 2VL
Cary, N.C.
Middle Creek



2015 — Started but did not record a stat against Elon (Sept. 3) ... Made three tackles at Syracuse (Sept. 12) and four at Army (Sept. 19) ... Added two tackles and a QB hurry vs. Indiana (Sept. 26) and Florida State (Oct. 3) ... Forced a fumble at Boston College (Oct. 10) ... Recorded four tackles in back-to-back games at UNC (Oct. 17) and at home against NC State (Oct. 24) ... Notched his first sack of the year, versus the Tar Heels ... Against Louisville (Oct. 30), picked up four tackles, including one tackle for loss ... Suspended for final three games of the season.

BANKS' CAREER DEFENSIVE STATS

	G-GS	S-A-Tot	TFL-Yds	Sk-Yds	Int-Yds	PBU	FF-FR
2013	10-0	9-4-13	1.0-8	2.0-8	0-0	3	1-1
2014	12-12	19-17-36	7.5-32	4.0-28	1-72	2	1-1
2015	9-9	11-13-24	2.0-11	1.0-9	0-0	0	0-1
Career	31-21	39-34-73	11.5-52	7.0-45	1-72	5	2-3

BANKS' GAME-BY-GAME DEFENSIVE STATS

2013	Opp	S-A-Tot	TFL-Yds	Sk-Yds	Int-Yds	PBU	FF-FR
8/29	Presbyterian	1-0-1	0-0	0-0	0-0	1	0-1
9/6	at Boston Col.	1-0-1	0-0	0-0	0-0	0	0-0
9/14	ULM	1-1-2	0.5-1	0.5-1	0-0	1	0-0
9/21	at Army	0-0-0	0-0	0-0	0-0	0	0-0
9/28	at Clemson	1-0-1	0-0	0-0	0-0	0	0-0
10/5	NC State	1-1-2	0-0	0-0	0-0	1	0-0
10/19	Maryland	0-1-1	0-0	0-0	0-0	0	0-0
10/26	at Miami	0-0-0	0-0	0-0	0-0	0	0-0
11/2	at Syracuse	2-0-2	0-0	0-0	0-0	0	0-0
11/9	Florida State	2-1-3	1.5-8	0.5-7	0-0	0	1-0
11/23	Duke	-DNP-					
11/30	at Vanderbilt	-DNP-					

2014	Opp	S-A-Tot	TFL-Yds	Sk-Yds	Int-Yds	PBU	FF-FR
8/28	at ULM	0-0-0	0-0	0-0	0-0	1	0-0
9/6	Gardner-Webb	3-0-3	2.0-10	1.0-9	0-0	0	0-0
9/13	at Utah State	3-4-7	2.0-5	1.0-4	1-70	0	0-0
9/20	Army	1-2-3	0-0	0-0	0-0	0	0-0
9/27	at Louisville	3-0-3	1.0-1	0-0	0-0	0	0-0
10/4	at Florida St.	1-0-1	0-0	0-0	0-0	0	1-0
10/18	Syracuse	3-0-3	1.0-8	1.0-8	0-0	0	0-0
10/25	Boston College	1-3-4	0-0	0-0	0-0	1	0-0
11/6	Clemson	1-3-4	1.5-8	1.0-7	0-0	0	0-0
11/15	at NC State	2-2-4	0-0	0-0	0-0	0	0-0
11/22	Virginia Tech	1-1-2	0-0	0-0	0-0	0	0-0
11/29	at Duke	0-2-2	0-0	0-0	0-0	0	0-1

2015	Opp	S-A-Tot	TFL-Yds	Sk-Yds	Int-Yds	PBU	FF-FR
9/3	Elon	0-0-0	0-0	0-0	0-0	0	0-0
9/12	at Syracuse	1-2-3	0-0	0-0	0-0	0	0-0
9/19	at Army	2-2-4	0-0	0-0	0-0	0	0-0
9/26	Indiana	0-2-2	0-0	0-0	0-0	0	0-0
10/3	Florida State	1-1-2	0-0	0-0	0-0	0	0-0
10/10	at Boston Col.	1-0-1	0-0	0-0	0-0	0	1-0
10/17	at UNC	2-2-4	1.0-9	1.0-9	0-0	0	0-0
10/24	NC State	1-3-4	0-0	0-0	0-0	0	0-0
10/30	Louisville	3-1-4	1.0-2	0-0	0-0	0	0-0
11/14	at Notre Dame	-SUSP-					
11/21	at Clemson	-SUSP-					

TYLER BELL RUNNING BACK

Fr. • 5-11 • 205
Mobile, Ala.
Faith Academy



2015 — Ran five times for 28 yards and made three catches for 42 yards in first-career game vs. Elon (Sept. 3) ... Led the team with 39 rushing yards on 12 carries at Syracuse (Sept. 12), also making a 24-yard catch ... Carried eight times for 26 yards at Army (Sept. 19) and 10 times for 39 yards against Florida State (Oct. 3) ... Led team in rushing with 13 carries for 48 yards at UNC (Oct. 17), also making four catches ... Ran for 58 yards on 11 carries against NC State (Oct. 24), including a career-long 33-yard run ... Rushed nine times for 22 yards against Louisville (Oct. 30) ... Ran for a season-best 90 yards on a season-high 23 carries, adding three catches for 22 yards at Notre Dame (Nov. 14) ... Ran 11 times for 11 yards and caught three passes against Clemson (Nov. 21).

BELL'S CAREER RUSHING STATS

	G-GS	Car	Yds	Avg	TD	Lg/Opponent
2015	11-5	113	357	3.2	0	33/NC State
Career	11-5	113	357	3.2	0	33/NC State

BELL'S GAME-BY-GAME RUSHING STATS

2015	Opponent	Att	Yds	Avg	TD	TD Yds
9/3	Elon	5	28	5.6	0	--
9/12	at Syracuse	12	39	3.2	0	--
9/19	at Army	8	26	3.2	0	--
9/26	Indiana	5	7	1.4	0	--
10/3	Florida State	10	39	3.9	0	--
10/10	at Boston Col.	6	-11	-1.8	0	--
10/17	at UNC	13	48	3.7	0	--
10/24	NC State	11	58	5.3	0	--
10/24	Louisville	9	22	2.4	0	--
11/14	at Notre Dame	23	90	3.9	0	--
11/21	at Clemson	11	11	1.0	0	--

BELL'S CAREER RECEIVING STATS

	G-GS	Rec	Yds	Avg	TD	Lg/Opponent
2015	11-5	15	110	7.3	0	25/Elon
Career	11-5	15	110	7.3	0	25/Elon

BELL'S GAME-BY-GAME RECEIVING STATS

2015	Opponent	Rec	Yds	Avg	TD	TD Yds
9/3	Elon	3	42	14.0	0	--
9/12	at Syracuse	1	24	24.0	0	--
9/19	at Army	1	0	0.0	0	--
9/26	Indiana	0	0	--	0	--
10/3	Florida State	0	0	--	0	--
10/10	at Boston Col.	0	0	--	0	--
10/17	at UNC	4	19	4.8	0	--
10/24	NC State	0	0	--	0	--
10/30	Louisville	0	0	--	0	--
11/14	at Notre Dame	3	22	7.3	0	--
11/21	at Clemson	3	3	1.0	0	--

KJ BRENT WIDE RECEIVER

Grad. • 6-4 • 190
Waxhaw, N.C.
South Carolina



2015 — Started his first game as a Deacon against Elon (Sept. 3), tying for the team-high of four catches for 46 yards ... Hauled in seven catches for 96 yards, including a 40-yard touchdown score at Syracuse (Sept. 12) ... Made four catches for 72 yards at Army (Sept. 19), including a 51-yarder ... Caught five passes for 65 yards against Indiana (Sept. 26) ... Made four grabs for 43 yards against Florida State (Oct. 3) ... Had a 20-yard catch at Boston College (Oct. 10) ... Recorded a pair of catches for 26 yards at UNC (Oct. 17) ... Hauled in three catches for 24 yards against NC State (Oct. 24) ... Versus Louisville (Oct. 30), caught one pass for 16 yards ... Finished with 82 yards on five catches, including a career-long 52-yarder at Notre Dame (Nov. 14) ... Caught four passes for 60 yards at Clemson (Nov. 21).

BRENT'S CAREER RECEIVING STATS

	G-GS	Rec	Yds	Avg	TD	Lg/Opponent
2011*						Redshirted at South Carolina
2012*	13-0	3	28	9.3	0	14/Florida
2013*	11-0	2	13	6.5	0	9/North Carolina
2014*	13-1	9	111	12.3	1	20/Clemson
2015	11-10	40	550	13.8	1	52/at Notre Dame
Career	48-11	54	702	13.0	2	52/at Notre Dame


2015 WAKE FOREST FOOTBALL GAME NOTES

BRENT'S GAME-BY-GAME RECEIVING STATS

2015	Opponent	Rec	Yds	Avg	TD	TD Yds
9/3	Elon	4	46	11.5	0	--
9/12	at Syracuse	7	96	13.7	1	40
9/19	at Army	4	72	18.0	0	--
9/26	Indiana	5	65	13.0	0	--
10/3	Florida State	4	43	10.8	0	--
10/10	at Boston Col.	1	20	20.0	0	--
10/17	at UNC	2	26	13.0	0	--
10/24	NC State	3	24	8.0	0	--
10/30	Louisville	1	16	16.0	0	--
11/14	at Notre Dame	5	82	16.4	0	--
11/21	at Clemson	4	60	15.0	0	--

THOMAS BROWN DEFENSIVE BACK

Jr. • 6-3 • 220 • 2VL
Evans, Ga.
Greenbrier



2015 — Suspended for the season-opener against Elon (Sept. 3) ... Returned in a big way at Syracuse (Sept. 12), recording seven tackles and two TFLs, including an 11-yard sack on his first play ... Missed Indiana game due to injury ... Returned against Florida State (Oct. 3), but did not record a stat ... Totaled three tackles and a hurry at Boston College (Oct. 10) ... Made his first start of the year at UNC (Oct. 17), totaling a season-high nine tackles ... Did not record a tackle, but made his first pass break-up of the season against NC State (Oct. 24) ... Picked up his second sack of the season and chipped in a quarterback hurry against Louisville (Oct. 30) ... Played at Notre Dame (Nov. 14), but did not record a stat ... Picked up a solo tackle at Clemson (Nov. 21).

BROWN'S CAREER DEFENSIVE STATS

	G-GS	S-A-Tot	TFL-Yds	Sk-Yds	Int-Yds	PBU	FF-FR
2013	11-0	9-4-13	0-0	0-0	0-0	0	0-1
2014	12-1	34-20-54	6.0-24	2.0-12	0-0	3	2-0
2015	9-1	15-7-22	3.0-14	2.0-12	0-0	1	0-0
Career	32-2	58-31-89	9.0-38	4.0-24	0-0	4	2-1

BROWN'S GAME-BY-GAME DEFENSIVE STATS

2013	Opp	S-A-Tot	TFL-Yds	Sk-Yds	Int-Yds	PBU	FF-FR
8/29	Presbyterian		-DNP-				
9/6	at Boston Col.	0-0-0	0-0	0-0	0-0	0	0-0
9/14	ULM	0-1-1	0-0	0-0	0-0	0	0-0
9/21	at Army	0-0-0	0-0	0-0	0-0	0	0-0
9/28	at Clemson	0-0-0	0-0	0-0	0-0	0	0-0
10/5	NC State	3-0-3	0-0	0-0	0-0	0	0-0
10/19	Maryland	0-0-0	0-0	0-0	0-0	0	0-0
10/26	at Miami	1-0-1	0-0	0-0	0-0	0	0-0
11/2	at Syracuse	0-1-1	0-0	0-0	0-0	0	0-0
11/9	Florida State	1-0-1	0-0	0-0	0-0	0	0-0
11/23	Duke	3-1-4	0-0	0-0	0-0	0	0-1
11/30	at Vanderbilt	1-1-2	0-0	0-0	0-0	0	0-0
2014	Opp	S-A-Tot	TFL-Yds	Sk-Yds	Int-Yds	PBU	FF-FR
8/28	at ULM	2-2-4	1.0-5	0-0	0-0	2	0-0
9/6	Gardner-Webb	1-0-1	1.0-7	1.0-7	0-0	0	0-0
9/13	at Utah State	3-3-6	0.5-1	0-0	0-0	0	1-0
9/20	Army	4-3-7	1.5-3	0-0	0-0	1	0-0
9/27	at Louisville	5-1-6	1.0-3	0-0	0-0	0	0-0
10/4	at Florida St.	4-0-4	0-0	0-0	0-0	0	0-0
10/18	Syracuse	0-1-1	0-0	0-0	0-0	0	0-0
10/25	Boston College	2-0-2	0-0	0-0	0-0	0	0-0
11/6	Clemson	2-1-3	0-0	0-0	0-0	0	0-0
11/15	at NC State	3-1-4	1.0-5	1.0-5	0-0	0	0-0
11/22	Virginia Tech	4-2-6	0-0	0-0	0-0	0	0-0

11/29 at Duke **4-6-10** 0-0 0-0 0-0 0 **1-0**

2015	Opp	S-A-Tot	TFL-Yds	Sk-Yds	Int-Yds	PBU	FF-FR
9/3	Elon		-SUSP-				
9/12	at Syracuse	6-1-7	2.0-13	1.0-11	0-0	0	0-0
9/19	at Army	0-1-1	0-0	0-0	0-0	0	0-0
9/26	Indiana		-INJ-				
10/3	Florida State	0-0-0	0-0	0-0	0-0	0	0-0
10/10	at Boston Col.	3-0-3	0-0	0-0	0-0	0	0-0
10/17	at UNC	4-5-9	0-0	0-0	0-0	0	0-0
10/24	NC State	0-0-0	0-0	0-0	0-0	1	0-0
10/30	Louisville	1-0-1	1.0-1	1.0-1	0-0	0	0-0
11/14	at Notre Dame	0-0-0	0-0	0-0	0-0	0	0-0
11/21	at Clemson	1-0-1	0-0	0-0	0-0	0	0-0

CHRIS CALHOUN DEFENSIVE LINE

Fr. • 6-4 • 240
Alpharetta, Ga.
Centennial



2015 — Recorded tackles in each of his first two games ... Made first career start at Army (Sept. 19), totaling five tackles including 1.5 TFLs ... Started and made a tackle against Indiana (Sept. 26), Florida State (Oct. 3) and Boston College (Oct. 10) ... Came off the bench to make two tackles, including a TFL, at UNC (Oct. 17) ... Had one tackle and registered his first-career pass break-up against NC State (Oct. 24) ... Recorded three tackles against Louisville (Oct. 30) ... Had a half a tackle for loss at Notre Dame (Nov. 14) ... Registered his first-career interception and added two tackles, including a tackle for loss, at Clemson (Nov. 21).

CALHOUN'S CAREER DEFENSIVE STATS

	G-GS	S-A-Tot	TFL-Yds	Sk-Yds	Int-Yds	PBU	FF-FR
2015	11-4	10-9-19	4.0-10	0-0	1-4	1	0-0
Career	11-4	10-9-19	4.0-10	0-0	1-4	1	0-0

CALHOUN'S GAME-BY-GAME DEFENSIVE STATS

2015	Opp	S-A-Tot	TFL-Yds	Sk-Yds	Int-Yds	PBU	FF-FR
9/3	Elon	0-1-1	0-0	0-0	0-0	0	0-0
9/12	at Syracuse	0-1-1	0-0	0-0	0-0	0	0-0
9/19	at Army	3-2-5	1.5-2	0-0	0-0	0	0-0
9/26	Indiana	0-1-1	0-0	0-0	0-0	0	0-0
10/3	Florida State	0-1-1	0-0	0-0	0-0	0	0-0
10/10	at Boston Col.	1-0-1	0-0	0-0	0-0	0	0-0
10/17	at UNC	2-0-2	1.0-2	0-0	0-0	0	0-0
10/24	NC State	0-1-1	0-0	0-0	0-0	1	0-0
10/30	Louisville	2-1-3	0-0	0-0	0-0	0	0-0
11/14	at Notre Dame	0-1-1	0.5-1	0-0	0-0	0	0-0
11/21	at Clemson	2-0-2	1.0-5	0-0	1-4	0	0-0

BRANDON CHUBB LINEBACKER

R-Sr. • 6-1 • 245 • 3VL
Marietta, Ga.
Hillgrove



2015 — Totaled four tackles against Elon in season-opener (Sept. 3) ... Led the team with nine tackles at Syracuse (Sept. 12), also knocking down a pass ... Posted seventh-career double-digit tackle game with 13 at Army (Sept. 19), and eighth against Indiana (Sept. 26), with 10 ... Tallied five tackles, a pass breakup and two hurries against Florida State (Oct. 3) ... Recorded nine tackles, a career-high three tackles for loss and a fumble recovered at Boston College (Oct. 10) ... Racked up team-high 10 tackles at UNC (Oct. 17) ... Posted six tackles, a half a tackle for loss and led Wake Forest with two quarterback hurries against NC State (Oct. 24) ... Led the Deacs with 12 total tackles, including six solo, and a tackle for loss against Louisville (Oct. 30) ... Posted seven tackles, including a three-yard tackle for loss at Notre Dame (Nov. 14) ... Paced the Demon Deacons with 11 tackles, including five of the solo variety and half a tackle for loss, at Clemson (Nov. 21).

CHUBB'S CAREER DEFENSIVE STATS

	G-GS	S-A-Tot	TFL-Yds	Sk-Yds	Int-Yds	PBU	FF-FR
2012	12-0	14-8-22	1.0-3	0-0	0-0	0	0-0
2013	12-12	57-31-88	3.0-7	0-0	1-29	2	0-0
2014	12-12	53-56-109	6.5-30	3-19	0-0	3	2-1
2015	11-11	47-49-96	8.0-23	0-0	0-0	2	0-1
Career	47-35-171-144-315	18.5-63	3-19	1-29	7	2-2	

CHUBB'S GAME-BY-GAME DEFENSIVE STATS

2012	Opp	S-A-Tot	TFL-Yds	Sk-Yds	Int-Yds	PBU	FF-FR
9/1	Liberty	1-1-2	0-0	0-0	0-0	0	0-0
9/8	N. Carolina	0-1-1	0-0	0-0	0-0	0	0-0
9/15	at Fla. St.	6-1-7	1.0-3	0-0	0-0	0	0-0
9/22	Army	1-0-1	0-0	0-0	0-0	0	0-0
9/29	Duke	0-0-0	0-0	0-0	0-0	0	0-0
10/6	at Maryland	3-3-6	0-0	0-0	0-0	0	0-0
10/20	at Virginia	1-0-1	0-0	0-0	0-0	0	0-0
10/25	Clemson	0-0-0	0-0	0-0	0-0	0	0-0
11/3	Boston Coll.	0-0-0	0-0	0-0	0-0	0	0-0
11/10	at NC State	1-2-3	0-0	0-0	0-0	0	0-0
11/17	at Notre Dame	1-0-1	0-0	0-0	0-0	0	0-0
11/24	Vanderbilt	0-0-0	0-0	0-0	0-0	0	0-0

2013	Opp	S-A-Tot	TFL-Yds	Sk-Yds	Int-Yds	PBU	FF-FR
8/29	Presbyterian	3-4-7	0-0	0-0	1-29	0	0-0
9/6	at Boston Col.	2-2-4	0-0	0-0	0-0	0	0-0
9/14	ULM	7-3-10	0-0	0-0	0-0	0	0-0
9/21	at Army	3-3-6	0-0	0-0	0-0	0	0-0
9/28	at Clemson	7-2-9	1.0-3	0-0	0-0	0	0-0
10/5	NC State	3-1-4	0-0	0-0	0-0	0	0-0
10/19	Maryland	4-4-8	0-0	0-0	0-0	0	0-0
10/26	at Miami	7-1-8	0.5-1	0-0	0-0	0	0-0
11/2	at Syracuse	8-3-11	0-0	0-0	0-0	2	0-0
11/9	Florida State	3-0-3	0-0	0-0	0-0	0	0-0
11/23	Duke	5-3-8	0-0	0-0	0-0	0	0-0
11/30	at Vanderbilt	5-5-10	1.5-3	0-0	0-0	0	0-0

2014	Opp	S-A-Tot	TFL-Yds	Sk-Yds	Int-Yds	PBU	FF-FR
8/28	at ULM	9-9-18	0-0	0-0	0-0	0	0-0
9/6	Gardner-Webb	2-2-4	1-4	1.0-4	0-0	0	1-0
9/13	at Utah State	4-8-12	1-3	0-0	0-0	2	0-0
9/20	Army	4-5-9	0-0	0-0	0-0	0	0-0
9/27	at Louisville	7-2-9	0-0	0-0	0-0	0	0-0
10/4	at Florida St.	4-2-6	0-0	0-0	0-0	0	0-1
10/18	Syracuse	3-1-4	0-0	0-0	0-0	0	0-0

2015 WAKE FOREST FOOTBALL GAME NOTES

10/25	Boston College	3-5-8	0.5-2	0-0	0-0	0	0-0
11/6	Clemson	3-3-6	2.0-12	1.0-10	0-0	0	0-0
11/15	at NC State	4-4-8	0-0	0-0	0-0	0	0-0
11/22	Virginia Tech	4-2-6	2.0-9	1.0-5	0-0	0	0-0
11/29	at Duke	6-13-19	0-0	0-0	0-0	1	1-0

2015	Opp	S-A-Tot	TFL-Yds	Sk-Yds	Int-Yds	PBU	FF-FR
9/3	Elon	1-3-4	0-0	0-0	0-0	0	0-0
9/12	at Syracuse	7-2-9	1.0-4	0-0	0-0	1	0-0
9/19	at Army	6-7-13	0-0	0-0	0-0	0	0-0
9/26	Indiana	4-6-10	1.0-5	0-0	0-0	0	0-0
10/3	Florida State	1-4-5	0-0	0-0	0-0	1	0-0
10/10	at Boston Col.	8-1-9	3.0-3	0-0	0-0	0	0-1
10/17	at UNC	4-6-10	0-0	0-0	0-0	0	0-0
10/24	NC State	3-3-6	0.5-1	0-0	0-0	0	0-0
10/30	Louisville	6-6-12	1.0-5	0-0	0-0	0	0-0
11/14	at Notre Dame	2-5-7	1.0-3	0-0	0-0	0	0-0
11/21	at Clemson	5-6-11	0.5-2	0-0	0-0	0	0-0

MATT COLBURN

RUNNING BACK

Fr. • 5-10 • 195
Irmo, S.C.
Dutch Fork



2015 — Carried 12 times for 38 yards and a touchdown in his Wake Forest debut vs. Elon (Sept. 3) ... Made first career start at Army (Sept. 19), rushing four times for 15 yards ... Rushed three times for 29 yards against Indiana (Sept. 26), including a career-long 21-yarder ... Led team with 51 yards rushing on 11 carries against Florida State (Oct. 3) ... Again led the Deacs in rushing at Boston College (Oct. 10) with 37 yards on 12 carries ... Finished with 31 yards on eight carries, including a 20-yard run in the third quarter, against NC State (Oct. 24) ... Had a team-best 24 rushing yards on 11 carries against Louisville (Oct. 30) ... Did not play at Notre Dame (Nov. 14) ... Carried the ball three times for 11 yards against Clemson (Nov. 21).

COLBURN'S CAREER RUSHING STATS

	G-GS	Car	Yds	Avg	TD	Lg/Opponent
2015	10-3	66	239	3.6	1	21/Indiana
Career	10-3	66	239	3.6	1	21/Indiana

COLBURN'S GAME-BY-GAME RUSHING STATS

2015	Opponent	Att	Yds	Avg	TD	TD Yds
9/3	Elon	12	38	3.2	1	2
9/12	at Syracuse	1	-1	-1.0	0	--
9/19	at Army	4	15	3.8	0	--
9/26	Indiana	3	29	9.7	0	--
10/3	Florida State	11	51	4.6	0	--
10/10	at Boston Col.	12	37	3.1	0	--
10/17	at UNC	1	4	4.0	0	--
10/24	NC State	8	31	3.9	0	--
10/30	Louisville	11	24	2.2	0	--
11/14	at Notre Dame					
11/21	at Clemson	3	11	3.7	0	--

ZACH DANCEL

DEFENSIVE BACK

Grad. • 6-0 • 200
Ellicott City, Md.
Maryland



2015 — Started in his Wake Forest debut vs. Elon (Sept. 3), making three solo tackles ... Made two tackles and broke up one pass in start at Syracuse. (Sept. 12) ... Made five tackles, including one for a loss in win at Army (Sept. 19) ... Also forced a fumble in the game ... Had three tackles against Indiana (Sept. 26) ... Led the Demon Deacons with seven tackles, including 1.5 for a loss and a sack against Florida State (Oct. 3) ... Forced a fumble in the third quarter and recovered a fumble in the fourth quarter to go with six tackles in win at Boston College (Oct. 10), earning ACC Defensive Back of the Week honors ... Made six tackles at UNC (Oct. 17) and three against NC State (Oct. 24) ... Had five tackles, including three solo, against Louisville (Oct. 30) ... Made seven tackles, four solo, and had a pass breakup at No. 1 Clemson (Nov. 21).

DANCEL'S CAREER DEFENSIVE STATS

2011#	G-GS	S-A-Tot	TFL-Yds	Sk-Yds	Int-Yds	PBU	FF-FR
9-8	17-15-32	0-0	0-0	1-14	1	0-0	
2012*	Redshirted at Maryland						
2013*	12-0	4-7-11	0-0	0-0	0-0	0	0-0
2014*	10-1	10-5-15	1.0-2	0-0	0-0	2	0-0
2015	11-11	32-18-51	3.0-20	1-13	0-0	2	2-1
Career	41-19	63-45-109	4.0-22	1-13	1-14	5	2-1

- at New Mexico / * - at Maryland

DANCEL'S GAME-BY-GAME DEFENSIVE STATS

2015	Opp	S-A-Tot	TFL-Yds	Sk-Yds	Int-Yds	PBU	FF-FR
9/3	Elon	3-0-3	0-0	0-0	0-0	0	0-0
9/12	at Syracuse	1-1-2	0-0	0-0	0-0	1	0-0
9/19	at Army	3-2-5	1-1	0-0	0-0	0	1-0
9/26	Indiana	1-2-3	0-0	0-0	0-0	0	0-0
10/3	Florida State	4-3-7	1.5-15	1-13	0-0	0	0-0
10/10	at Boston Col.	5-1-6	1.0-4	0-0	0-0	0	1-1
10/17	at UNC	3-3-6	0-0	0-0	0-0	0	0-0
10/24	NC State	2-1-3	0-0	0-0	0-0	0	0-0
10/30	Louisville	3-2-5	0-0	0-0	0-0	0	0-0
11/14	at Notre Dame	3-0-3	0-0	0-0	0-0	0	0-0
11/21	at Clemson	4-3-7	0-0	0-0	0-0	1	0-0

WENDELL DUNN

DEFENSIVE LINE

R-So. • 6-3 • 250 • 1VL
Miami, Fla.
Palmetto



2015 — Started the season-opener vs. Elon (Sept. 3), but did not record a stat ... Made one solo tackle in start at Syracuse (Sept. 12) ... Had three tackles, including one for a loss of five yards in the win at Army (Sept. 19) ... Made four tackles including one for a loss against Indiana (Sept. 26) ... Had a sack for a loss of seven yards against Florida State (Oct. 3) ... Forced a fumble in the fourth quarter to go along with four tackles in win at Boston College (Oct. 10) ... Made four tackles at UNC (Oct. 17) ... Made three tackles, including one for a loss against NC State (Oct. 24) ... Recorded two tackles, including one for a loss at Notre Dame (Nov. 14) ... Made a season-high six tackles, including one for a loss, at Clemson (Nov. 21).

DUNN'S CAREER DEFENSIVE STATS

	G-GS	S-A-Tot	TFL-Yds	Sk-Yds	Int-Yds	PBU	FF-FR
2014	12-12	17-26-43	7.5-14	0.5-0	0-0	2	2-0
2015	11-11	12-16-28	6.5-23	1.0-7	0-0	0	1-0
Career	23-23	29-42-71	14.0-37	1.5-7	0-0	2	3-0

DUNN'S GAME-BY-GAME DEFENSIVE STATS

2014	Opp	S-A-Tot	TFL-Yds	Sk-Yds	Int-Yds	PBU	FF-FR
8/28	at ULM	1-5-6	0.5-2	0-0	0-0	0	0-0
9/6	Gardner-Webb	0-0-0	0-0	0-0	0-0	0	0-0
9/13	at Utah State	0-5-5	1.0-0	0-0	0-0	0	0-0
9/20	Army	5-3-8	2.5-5	0-0	0-0	0	1-0
9/27	at Louisville	3-0-3	0-0	0-0	0-0	0	1-0
10/4	at Florida State	0-0-0	0-0	0-0	0-0	0	0-0
10/18	Syracuse	3-3-6	1.0-3	0-0	0-0	1	0-0
10/25	Boston College	1-3-4	0.5-2	0-0	0-0	1	0-0
11/6	Clemson	0-2-2	0.5-0	0-0	0-0	0	0-0
11/15	at NC State	1-2-3	0.5-0	0.5-0	0-0	0	0-0
11/22	Virginia Tech	1-0-1	0-0	0-0	0-0	0	0-0
11/29	at Duke	2-3-5	0-0	0-0	0-0	0	0-0

2015	Opp	S-A-Tot	TFL-Yds	Sk-Yds	Int-Yds	PBU	FF-FR
9/3	Elon	0-0-0	0-0	0-0	0-0	0	0-0
9/12	at Syracuse	1-0-1	0-0	0-0	0-0	0	0-0
9/19	at Army	1-2-3	1-5	0-0	0-0	0	0-0
9/26	Indiana	1-3-4	0.5-1	0-0	0-0	0	0-0
10/2	Florida State	1-0-1	1.0-7	1.0-7	0-0	0	0-0
10/10	Boston Col.	3-1-4	1.0-5	0-0	0-0	0	1-0
10/17	at UNC	1-3-4	0-0	0-0	0-0	0	0-0
10/24	NC State	1-2-3	1.0-2	0-0	0-0	0	0-0
10/30	Louisville	0-0-0	0-0	0-0	0-0	0	0-0
11/14	at Notre Dame	0-2-2	0.5-1	0-0	0-0	0	0-0
11/21	at Clemson	3-3-6	1.5-2	0-0	0-0	0	0-0

DUKE EJIOFOR

DEFENSIVE LINE

R-So. • 6-4 • 275 • 1VL
Houston, Texas
Alief Taylor



2015 — Missed the first five games with an injury ... Recorded six tackles, including a sack in return from injury at Boston College (Oct. 10) ... Made five tackles and a sack for a loss of nine yards against NC State (Oct. 24) ... Had a career-best 1.5 sacks against Louisville (Oct. 30) ... Made six tackles, including a sack, at Notre Dame (Nov. 14) ... Recorded three tackles at Clemson (Nov. 21).

EJIOFOR'S CAREER DEFENSIVE STATS

	G-GS	S-A-Tot	TFL-Yds	Sk-Yds	Int-Yds	PBU	FF-FR
2014	10-0	10-2-12	2.0-11	2.0-11	0-0	1	0-0
2015	6-5	11-14-25	7.5-38	4.5-32	0-0	0	0-0
Career	16-5	21-16-37	9.5-51	6.5-43	0-0	1	0-0

EJIOFOR'S GAME-BY-GAME DEFENSIVE STATS

2014	Opp	S-A-Tot	TFL-Yds	Sk-Yds	Int-Yds	PBU	FF-FR
8/28	at ULM	1-0-1	0-0	0-0	0-0	0	0-0
9/6	Gardner-Webb	1-0-1	0-0	0-0	0-0	0	0-0
9/13	at Utah State	0-2-2	0-0	0-0	0-0	0	0-0
9/20	Army	0-0-0	0-0	0-0	0-0	0	0-0
9/27	at Louisville	1-0-1	1.0-7	1.0-7	0-0	0	0-0
10/4	at Florida State	4-0-4	1.0-4	1.0-4	0-0	1	0-0
10/18	Syracuse	0-0-0	0-0	0-0	0-0	0	0-0
10/25	Boston College	1-0-1	0-0	0-0	0-0	0	0-0
11/6	Clemson	1-0-1	0-0	0-0	0-0	0	0-0
11/15	at NC State	1-0-1	0-0	0-0	0-0	0	0-0
11/22	Virginia Tech		-INJ-				

2015 WAKE FOREST FOOTBALL GAME NOTES

11/29 at Duke -INJ-

2015	Opp	S-A-Tot	TFL-Yds	Sk-Yds	Int-Yds	PBU	FF-FR
9/3	Elon		-INJ-				
9/12	at Syracuse		-INJ-				
9/19	at Army		-INJ-				
9/26	Indiana		-INJ-				
10/3	Florida State		-INJ-				
10/10	at Boston Col.	3-3-6	1.0-10	1.0-10	0-0	0	0-0
10/17	at UNC	0-0-0	0-0	0-0	0-0	0	0-0
10/24	NC State	3-2-5	1.5-11	1.0-9	0-0	0	0-0
10/30	Louisville	1-4-5	2.0-10	1.5-10	0-0	0	0-0
11/14	at Notre Dame	4-2-6	2.5-6	1.0-3	0-0	0	0-0
11/21	at Clemson	0-3-3	0.5-1	0-0	0-0	0	0-0

DEVIN GAULDEN DEFENSIVE BACK

Grad. • 5-10 • 190
Miramar, Fla.
Wisconsin



3

2015 — Started his Wake Forest debut vs. Elon (Sept. 3), making a tackle for loss and breaking up a pass ... Made the start at Syracuse (Sept. 12) but did not record a stat ... Had one tackle at Army (Sept. 19) ... Had three tackles, one solo, against Indiana (Sept. 26) ... Made four tackles, two solo, against Florida State (Oct. 3) ... Made five tackles, three solo, in win at Boston College (Oct. 10).

GAULDEN'S CAREER DEFENSIVE STATS

	G-GS	S-A-Tot	TFL-Yds	Sk-Yds	Int-Yds	PBU	FF-FR
2011*	6-0	3-0-3	0.0-0	0.0-0	0-0	0	0-0
2012*	4-0	0-2-2	0.0-0	0.0-0	0-0	0	0-0
2013*	Redshirted due to injury						
2014*	14-5	7-2-9	0.0-0	0.0-0	0-0	2	0-0
2015	9-8	7-7-14	1.0-1	0.0-0	0-0	1	0-0
Career	33-13	17-11-26	1.0-1	0.0-0	0-0	3	0-0

* - at Wisconsin

GAULDEN'S GAME-BY-GAME DEFENSIVE STATS

2015	Opp	S-A-Tot	TFL-Yds	Sk-Yds	Int-Yds	PBU	FF-FR
9/3	Elon	1-0-1	1.0-1	0-0	0-0	1	0-0
9/12	at Syracuse	0-0-0	0-0	0-0	0-0	0	0-0
9/19	at Army	1-0-1	0-0	0-0	0-0	0	0-0
9/26	Indiana	1-2-3	0-0	0-0	0-0	0	0-0
10/3	Florida State	2-2-4	0-0	0-0	0-0	0	0-0
10/10	Boston Col.	2-3-5	0-0	0-0	0-0	0	0-0
10/17	at UNC	0-0-0	0-0	0-0	0-0	0	0-0
10/24	NC State	0-0-0	0-0	0-0	0-0	0	0-0
10/30	Louisville	0-0-0	0-0	0-0	0-0	0	0-0
11/14	at Notre Dame		-DNP-				
11/21	at Clemson		-DNP-				

CAMERON GLENN DEFENSIVE BACK

R-Fr. • 6-1 • 200
Stone Mountain, Ga.
Stephenson



2

2015 — Made his Wake Forest debut vs. Elon (Sept. 3), tying for the team lead with five tackles and breaking up a pass ... Recorded one solo tackle against Syracuse (Sept. 12) ... Played in the win at Army (Sept. 19) but did not record a stat ... Recorded a career-high 10 tackles, four solo, against Indiana (Sept. 26) ... Made seven tackles, including one for a loss against Florida State (Oct. 3) ... Had the first interception of the season for the Deacs in the win at Boston College (Oct. 10) ... Missed UNC and NC State games due to injury ... Made six tackles in return from injury against Louisville (Oct. 30), three tackles against Notre Dame (Nov. 14) and three at Clemson (Nov. 21).

GLENN'S CAREER DEFENSIVE STATS

	G-GS	S-A-Tot	TFL-Yds	Sk-Yds	Int-Yds	PBU	FF-FR
2015	9-0	22-14-36	0.5-2	0-0	1-0	1	0-0
Career	9-0	22-14-36	0.5-2	0-0	1-0	1	0-0

GLENN'S GAME-BY-GAME DEFENSIVE STATS

2015	Opp	S-A-Tot	TFL-Yds	Sk-Yds	Int-Yds	PBU	FF-FR
9/3	Elon	4-1-5	0-0	0-0	0-0	1	0-0
9/12	at Syracuse	1-0-1	0-0	0-0	0-0	0	0-0
9/19	at Army	0-0-0	0-0	0-0	0-0	0	0-0
9/26	Indiana	4-6-10	0-0	0-0	0-0	0	0-0
10/3	Florida State	3-4-7	0.5-2	0-0	0-0	0	0-0
10/10	at Boston Col.	0-1-1	0-0	0-0	1-0	0	0-0
10/17	at UNC		-INJ-				
10/24	NC State		-INJ-				
10/30	Louisville	4-2-6	0-0	0-0	0-0	0	0-0
11/14	at Notre Dame	3-0-3	0-0	0-0	0-0	0	0-0
11/21	at Clemson	3-0-3	0-0	0-0	0-0	0	0-0

TYLOR HARRIS DEFENSIVE LINE

Sr. • 6-4 • 305 • 3VL
Baton Rouge, La.
Episcopal



36

2015 — Played in first two games of the season but did not record a stat ... Made two solo tackles in win at Army (Sept. 19) ... Had two tackles and a pass break up against Indiana (Sept. 26) ... Made one tackle against NC State (Oct. 24) ... Had one tackle for a loss against Louisville (Oct. 30) ... Made his first sack of the season for a loss of eight yards at Notre Dame (Nov. 14) ... Recorded his fifth career blocked kick with a blocked PAT in the first quarter at Clemson (Nov. 21).

HARRIS' CAREER DEFENSIVE STATS

	G-GS	S-A-Tot	TFL-Yds	Sk-Yds	Int-Yds	PBU	FF-FR
2012	12-3	16-6-22	4.5-23	1.0-11	0-0	0	2-1
2013	12-1	3-6-9	2.0-12	1.0-7	0-0	0	1-0
2014	10-10	12-13-25	3.5-16	1.0-9	0-0	0	1-4
2015	11-0	7-1-8	2.0-12	1.0-8	0-0	2	0-0
Career	45-14	38-26-60	12.0-65	4.0-35	0-0	2	4-5

HARRIS' GAME-BY-GAME DEFENSIVE STATS

2012	Opp	S-A-Tot	TFL-Yds	Sk-Yds	Int-Yds	PBU	FF-FR
9/1	Liberty	1-0-1	0-0	0-0	0-0	0	0-0
9/8	UNC	3-0-3	1.0-5	0-0	0-0	0	0-0
9/15	at Fla. St.	2-1-3	0-0	0-0	0-0	0	0-1
9/22	Army	4-1-5	1.0-1	0-0	0-0	0	0-0
9/29	Duke	0-1-1	0-0	0-0	0-0	0	0-0
10/6	at Maryland	0-0-0	0-0	0-0	0-0	0	0-0
10/20	at Virginia	1-0-1	1.0-11	1.0-11	0-0	0	0-0
10/25	Clemson	0-0-0	0-0	0-0	0-0	0	0-0
11/3	Boston Coll.	0-1-1	0.5-3	0-0	0-0	0	1-0
11/10	at NC State	1-2-3	0-0	0-0	0-0	0	0-0
11/17	at Notre Dame	1-0-1	0-0	0-0	0-0	0	0-0
11/24	Vanderbilt	3-0-3	1.0-3	0-0	0-0	0	1-0

2013	Opp	S-A-Tot	TFL-Yds	Sk-Yds	Int-Yds	PBU	FF-FR
8/29	Presbyterian	1-0-1	0-0	0-0	0-0	0	0-0
9/6	at Boston Col.			-DNP-			
9/14	ULM	0-2-2	0-0	0-0	0-0	0	0-0
9/21	at Army	1-0-1	0-0	0-0	0-0	0	0-0
9/28	at Clemson	0-1-1	0-0	0-0	0-0	0	0-0
10/5	NC State	0-1-1	0.5-2	0.5-2	0-0	0	0-0
10/19	Maryland	0-0-0	0-0	0-0	0-0	0	0-0
10/26	at Miami	0-0-0	0-0	0-0	0-0	0	0-0
11/2	at Syracuse	0-0-0	0-0	0-0	0-0	0	0-0
11/9	Florida State	1-2-3	0.5-5	1.5-10	0-0	0	1-0
11/23	Duke	0-0-0	0-0	0-0	0-0	0	0-0
11/30	at Vanderbilt	0-0-0	0-0	0-0	0-0	0	0-0

2014	Opp	S-A-Tot	TFL-Yds	Sk-Yds	Int-Yds	PBU	FF-FR
8/28	at ULM	0-2-2	0-0	0-0	0-0	0	0-0
9/6	Gardner-Webb	0-0-0	0-0	0-0	0-0	0	0-0
9/13	at Utah State	2-2-4	0.5-1	0-0	0-0	0	0-0
9/20	Army	4-2-6	0.5-1	0-0	0-0	0	0-1
9/27	at Louisville	1-3-4	1.0-9	1.0-9	0-0	0	0-3
10/4	at Florida State	0-0-0	0-0	0-0	0-0	0	0-0
10/18	Syracuse	3-1-4	0.5-5	0-0	0-0	0	0-0
10/25	Boston College	1-1-2	0-0	0-0	0-0	0	0-0
11/6	Clemson	0-1-1	0-0	0-0	0-0	0	0-0
11/15	at NC State	1-1-2	1.0-5	0-0	0-0	0	0-0
11/22	Virginia Tech		-INJ-				
11/29			-INJ-				

2015	Opp	S-A-Tot	TFL-Yds	Sk-Yds	Int-Yds	PBU	FF-FR
9/3	Elon	0-0-0	0-0	0-0	0-0	0	0-0
9/12	at Syracuse	0-0-0	0-0	0-0	0-0	0	0-0
9/19	at Army	2-0-2	0-0	0-0	0-0	0	0-0
9/26	Indiana	1-1-2	0-0	0-0	0-0	1	0-0
10/3	Florida State	0-0-0	0-0	0-0	0-0	0	0-0
10/10	at Boston Col.	0-0-0	0-0	0-0	0-0	0	0-0
10/17	at UNC	0-0-0	0-0	0-0	0-0	0	0-0
10/24	NC State	1-0-1	0-0	0-0	0-0	0	0-0
10/30	Louisville	1-0-1	1.0-4	0-0	0-0	0	0-0
11/14	at Notre Dame	1-0-1	1.0-8	1.0-8	0-0	0	0-0
11/21	at Clemson	1-0-1	0-0	0-0	0-0	1	0-0

2015 WAKE FOREST FOOTBALL GAME NOTES

TYREE HARRIS WIDE RECEIVER

R-So. • 6-3 • 185 • 1VL
Marietta, Ga.
Marietta



2015 — Made one catch for seven yards in his return to the lineup against Elon (Sept. 3) after redshirting 2014 ... Made one catch for eight yards at Syracuse (Sept. 12).

HARRIS' CAREER RECEIVING STATS

	G-GS	Rec	Yds	Avg	TD	Lg/Opponent
2013	8-6	23	225	9.8	0	56/Miami
2014	Redshirted					
2015	2-0	2	14	7.0	0	8/Syracuse
Career	10-6	25	239	9.6	0	56/Miami

HARRIS' GAME-BY-GAME RECEIVING STATS

2013	Opponent	Rec	Yds	Avg	TD	TD Yds
8/29			-DNP-			
9/6			-DNP-			
9/14			-DNP-			
9/21	at Army	0	0	0.0	0	--
9/28	at Clemson	1	7	7.0	0	--
10/5	NC State	1	9	9.0	0	--
10/19	Maryland	6	49	8.2	0	--
10/26	at Miami	6	95	15.8	0	--
11/2	at Syracuse		-INJ-			
11/7	Florida State	3	14	4.7	0	--
11/23	Duke	2	23	11.5	0	--
11/30	at Vanderbilt	4	28	7.0	0	--

2014 Opponent Rec Yds Avg TD TD Yds REDSHIRTED THE SEASON

2015	Opponent	Rec	Yds	Avg	TD	TD Yds
9/3	Elon	1	6	6.0	0	--
9/12	at Syracuse	1	8	8.0	0	--
9/19	at Army		-DNP-			
9/26	Indiana		-DNP-			
10/3	Florida State		-DNP-			
10/10	at Boston Col.		-DNP-			
10/17	at UNC		-DNP-			
10/24	NC State		-DNP-			
10/30	Louisville		-DNP-			
11/14	at Notre Dame		-DNP-			
11/21	at Clemson		-DNP-			

TABARI HINES WIDE RECEIVER

Fr. • 5-10 • 165
Florence, S.C.
Marlboro County



2015 — Made his Wake Forest debut vs. Elon (Sept. 3), catching two passes for 24 yards, also returning a punt 21 yards ... Made seven catches for 77 yards, including a 39-yard catch at Syracuse (Sept. 12) ... Had two catches for 48 yards and his first collegiate touchdown against Indiana (Sept. 26) ... Caught a 29-yard pass from Kendall Hinton in the fourth quarter against the Hoosiers for his first touchdown ... Made two catches for seven yards against Florida State (Oct. 3) ... Scored his second touchdown of the season on a 5-yard pass from Wolford at UNC (Oct. 17) ... Made five catches for 42 yards against NC State (Oct. 24) ... Scored third touchdown of the season with a 58-yard catch against Louisville (Oct. 30) ... Had four catches for 57 yards at Notre Dame (Nov. 14).

HINES' CAREER RECEIVING STATS

	G-GS	Rec	Yds	Avg	TD	Lg/Opponent
2015	11-10	31	359	11.6	3	58/Louisville
Career	11-10	31	359	11.6	3	58/Louisville

HINES' GAME-BY-GAME RECEIVING STATS

2015	Opponent	Rec	Yds	Avg	TD	TD Yds
9/3	Elon	2	24	12.0	0	--
9/12	at Syracuse	7	77	11.0	0	--
9/19	at Army	1	-5	-5.0	0	--
9/26	Indiana	2	48	24.0	1	29
10/3	Florida State	2	7	3.5	0	--
10/10	at Boston Col.	1	3	3.0	0	--
10/17	at UNC	2	13	6.5	1	5
10/24	NC State	5	42	8.4	0	-
10/30	Louisville	3	82	27.3	1	58
11/14	at Notre Dame	4	57	14.2	0	-
11/21	at Clemson	2	6	3.0	0	-

KENDALL HINTON QUARTERBACK

Fr. • 6-0 • 185
Durham, N.C.
Southern Durham



2015 — Made his Wake Forest debut in the opener vs. Elon (Sept. 3), completing 9-of-13 passes for 65 yards and rushing twice for 12 yards ... Led the Deacs to a win off the bench at Army (Sept. 19), rushing for a pair of touchdowns ... In that game, he became the first Deacon QB to rush for 100+ yards in a game since 2004 ... Made first-career start vs. Indiana (Sept. 26), rushing for 57 yards and two more scores, and passing for 245 yards and his first TD ... Completed 27-of-42 passes for 215 yards and a score against Florida State (Oct. 3), also rushing for 48 yards ... Played off the bench at UNC (Oct. 17), completing 4-of-8 passes for 21 yards and rushing seven times for 37 yards ... Came off the bench against NC State (Oct. 24), rushing 13 times for 75 yards and two scores, also completing 12 passes for 107 yards ... Threw for a touchdown against Louisville (Oct. 30) ... Rushed seven times for 51 yards and a score at Clemson (Nov. 21), adding another touchdown through the air.

HINTON'S CAREER PASSING STATS

	G-GS	Cmp	Att	Pct	Yds	Int	TD	Lg/Opponent
2015	9-2	93	179	.520	929	5	4	69/Louisville
Career	9-2	93	179	.520	929	5	4	69/Louisville

HINTON'S GAME-BY-GAME PASSING STATS

2015	Opponent	Cmp	Att	Yds	Int	TD	TD Pass
9/3	Elon	9	13	65	0	0	--
9/12	at Syracuse		-DNP-				
9/19	at Army	15	27	159	2	0	--
9/26	Indiana	19	46	245	1	1	29
10/3	Florida State	27	42	215	1	1	7
10/10	at Boston Col.		-INJ-				
10/17	at UNC	4	8	21	0	0	--
10/24	NC State	12	22	107	0	0	--
10/30	Louisville	3	11	95	1	1	69
11/14	at Notre Dame	0	0	0	0	0	--
11/21	at Clemson	4	7	22	0	1	30

HINTON'S CAREER RUSHING STATS

	G-GS	Att	Yds	Avg	TD	Lg/Opponent
2015	9-2	93	390	4.2	7	69/NC State
Career	9-2	93	390	4.2	7	69/NC State


HINTON'S GAME-BY-GAME RUSHING STATS

2015	Opponent	Att	Yds	Avg	TD	TD Yds
9/3	Elon	2	12	6.0	0	--
9/12	at Syracuse		-DNP-			
9/19	at Army	17	101	5.9	2	15, 7
9/26	Indiana	22	57	2.6	2	15, 14
10/3	Florida State	13	48	3.7	0	--
10/10	at Boston Col.		-INJ-			
10/17	at UNC	7	37	5.3	0	--
10/24	NC State	13	75	5.8	2	69, 1
10/30	Louisville	8	-14	-1.8	0	--
11/14	at Notre Dame	4	23	5.8	0	--
11/21	at Clemson	7	51	7.3	1	8

2015 WAKE FOREST FOOTBALL GAME NOTES

RYAN JANVION DEFENSIVE BACK

R-Jr. • 5-11 • 190 • 2VL
Pembroke Pines, Fla.
Dade-Christian



2015 — Made four tackles in season-opener against Elon (Sept. 3), and again at Syracuse (Sept. 12), followed by three at Army (Sept. 19) ... Recorded nine tackles and a pass breakup against Indiana (Sept. 26), before leaving early due to injury ... Made three tackles against Florida State (Oct. 3) ... Made nine tackles and forced a fumble at Boston College (Oct. 10) ... Missed the first game of his career at UNC (Oct. 17) due to injury ... Made six tackles against NC State (Oct. 24) and Louisville (Oct. 30) ... Second on the team with seven tackles at Notre Dame (Nov. 14) ... Matched season-high with five tackles at Clemson (Nov. 21), including a half TFL.

JANVION'S CAREER DEFENSIVE STATS

	G-GS	S-A-Tot	TFL-Yds	Sk-Yds	Int-Yds	PBU	FF-FR
2013	12-12	61-34-95	2.5-5	0-0	0-0	0	0-1
2014	12-12	54-61-115	7.0-22	0-0	0-0	6	1-2
2015	10-10	29-31-60	1.0-1	0-0	0-0	1	1-0
Career	34-34	144-126-270	10.5-28	0-0	0-0	1	2-3

JANVION'S GAME-BY-GAME DEFENSIVE STATS


2013	Opp	S-A-Tot	TFL-Yds	Sk-Yds	Int-Yds	PBU	FF-FR
8/29	Presbyterian	2-1-3	1.0-2	0-0	0-0	0	0-0
9/6	at Boston Col.	5-2-7	0-0	0-0	0-0	0	0-0
9/14	ULM	7-3-10	0-0	0-0	0-0	0	0-0
9/21	at Army	5-1-6	0-0	0-0	0-0	0	0-0
9/28	at Clemson	3-2-5	0-0	0-0	0-0	0	0-0
10/5	NC State	7-4-11	0-0	0-0	0-0	0	0-0
10/19	Maryland	2-1-3	0-0	0-0	0-0	0	0-1
10/26	at Miami	12-2-14	0-0	0-0	0-0	0	0-0
11/2	at Syracuse	3-3-6	1.0-1	0-0	0-0	0	0-0
11/9	Florida State	1-8-9	0.5-2	0-0	1-1	0	0-0
11/23	Duke	3-4-7	0-0	0-0	0-0	0	0-0
11/30	at Vanderbilt	11-3-14	0-0	0-0	0-0	0	0-0

2014	Opp	S-A-Tot	TFL-Yds	Sk-Yds	Int-Yds	PBU	FF-FR
8/28	at ULM	3-8-11	0.5-2	0-0	0-0	0	1-1
9/6	Gardner-Webb	1-1-2	0-0	0-0	0-0	0	0-0
9/13	at Utah State	5-13-18	1.5-7	0-0	0-0	1	0-0
9/20	Army	10-2-12	0.5-0	0-0	0-0	0	0-0
9/27	at Louisville	4-2-6	0-0	0-0	0-0	0	0-0
10/4	at Florida St.	3-3-6	0-0	0-0	0-0	1	0-0
10/18	Syracuse	8-4-12	2.0-8	0-0	0-0	1	0-0
10/25	Boston College	3-8-11	0.5-2	0-0	0-0	0	0-0
11/6	Clemson	6-3-9	2.0-3	0-0	0-0	1	0-0
11/15	at NC State	2-5-7	0-0	0-0	0-0	2	0-0
11/22	Virginia Tech	5-4-9	0-0	0-0	0-0	0	0-1
11/29	at Duke	3-8-11	0-0	0-0	0-0	0	0-0

2015	Opp	S-A-Tot	TFL-Yds	Sk-Yds	Int-Yds	PBU	FF-FR
9/3	Elon	3-1-4	0-0	0-0	0-0	0	0-0
9/12	at Syracuse	2-2-4	0-0	0-0	0-0	0	0-0
9/19	at Army	3-0-3	0-0	0-0	0-0	0	0-0
9/26	Indiana	3-6-9	0-0	0-0	0-0	1	0-0
10/3	Florida State	2-1-3	0-0	0-0	0-0	0	0-0
10/10	at Boston Col.	5-4-9	0-0	0-0	0-0	0	1-0
10/17	at UNC		-INJ-				
10/24	NC State	2-4-6	0.5-0	0-0	0-0	0	0-0
10/30	Louisville	3-3-6	0-0	0-0	0-0	0	0-0
11/14	at Notre Dame	1-6-7	0-0	0-0	0-0	0	0-0
11/21	at Clemson	5-4-9	0.5-1	0-0	0-0	0	0-0

DEMETRIUS KEMP DEFENSIVE BACK

R-Fr. • 6-1 • 205
Demopolis, Ala.
Demopolis



2015 — Played in first career games vs. Elon (Sept. 3) and at Syracuse (Sept. 12), but did not record a stat ... Made first two career tackles at Army (Sept. 19), including a TFL, then made five tackles with a QB hurry against Indiana (Sept. 26) ... Assisted on two tackles against Florida State (Oct. 3), and made four tackles at Boston College (Oct. 10) ... Recorded first-career interception at North Carolina (Oct. 17), also adding five tackles, including a TFL ... Did not record a stat vs. NC State (Oct. 24), Louisville (Oct. 30), Notre Dame (Nov. 14) or Clemson (Nov. 21).

KEMP'S CAREER DEFENSIVE STATS

	G-GS	S-A-Tot	TFL-Yds	Sk-Yds	Int-Yds	PBU	FF-FR
2015	11-0	11-7-18	1.0-1	0-0	1-7	0	0-0
Career	11-0	11-7-18	1.0-1	0-0	1-7	0	0-0

KEMP'S GAME-BY-GAME DEFENSIVE STATS

2015	Opp	S-A-Tot	TFL-Yds	Sk-Yds	Int-Yds	PBU	FF-FR
9/3	Elon	0-0-0	0-0	0-0	0-0	0	0-0
9/12	at Syracuse	0-0-0	0-0	0-0	0-0	0	0-0
9/19	at Army	2-0-2	1.0-1	0-0	0-0	0	0-0
9/26	Indiana	1-4-5	0-0	0-0	0-0	0	0-0
10/3	Florida State	0-2-2	0-0	0-0	0-0	0	0-0
10/10	at Boston Col.	3-1-4	0-0	0-0	0-0	0	0-0
10/17	at UNC	5-0-5	0-0	0-0	1-7	0	0-0
10/24	NC State	0-0-0	0-0	0-0	0-0	0	0-0
10/30	Louisville	0-0-0	0-0	0-0	0-0	0	0-0
11/14	at Notre Dame	0-0-0	0-0	0-0	0-0	0	0-0
11/21	at Clemson	0-0-0	0-0	0-0	0-0	0	0-0

ALEXANDER KINAL PUNTER

R-Sr. • 6-4 • 205 • 3VL
Adelaide, South Australia
St. Peter's



2015 — Blasted a 70-yard punt against Elon (Sept. 3), averaging 49.2 yards on four punts ... Put four of five punts inside the 20 at Syracuse (Sept. 12) and Army (Sept. 19) ... Averaged 42.9 yards on seven punts against Indiana (Sept. 26) ... Dropped two of four punts inside the 20 against Florida State (Oct. 3) ... Earned ACC Specialist of the Week honors on Oct. 12 for his performance at Boston College (Oct. 10), when he averaged 51.3 yards on 10 punts with a long of 62 and eight of 50+ yards ... Averaged 41.5 yards on six punts at UNC (Oct. 17) ... Punted nine times for an average of 43.2 yards vs. NC State (Oct. 24) ... Averaged 39.4 yards per punt against Louisville (Oct. 30) ... Broke the NCAA record for career punts at Notre Dame (Nov. 14), averaging 50 yards on three attempts ... Surpassed the NCAA record for career punting yardage at Clemson (Nov. 21), averaging 42.5 yards on 10 punts, including two that stopped at the Clemson 1-yard-line ... Semifinalist for the Ray Guy Award.

KINAL'S CAREER PUNTING STATS

	No.	Yds.	Avg.	Lg	In20	TB	FC	Blk
2012	95	3,867	40.7	61	28	5	28	0
2013	86	3,414	39.7	59	23	6	34	0
2014	81	3,535	43.6	73	27	0	24	0
2015	71	3,095	43.6	70	30	3	24	0
Career	333	13,911	41.8	73	108	14	110	0

2012 Punting Sequence

Liberty: 50, 31, 43, 25, 42, 31, 20, 46
UNC: 47, 48, 45, 50, 45, 34, 31
at Fla. St.: 42, 41, 37, 42, 37, 40, 58, 36, 41, 36, 34, 49, 27
Army: 38, 50, 24
Duke: 39, 48, 43, 41
at Maryland: 47, 16, 45, 43, 37, 32, 31, 43
at Virginia: 46, 35, 42, 54, 54, 50, 35, 48, 42, 39
Clemson: 41, 39, 30, 58, 41, 37, 46, 37, 29, 61
Boston College: 34, 36, 38, 43, 37
at NC State: 50, 43, 46, 41, 45, 42, 44, 40, 57, 41, 37, 54
at Notre Dame: 35, 32, 48, 32, 40, 37, 41, 43, 39, 41
Vanderbilt: 38, 39, 40, 48, 57

2013 Punting Sequence

Presbyterian: 43, 27, 32, 40, 40
at Boston College: 44, 39, 54, 39, 48, 40, 45
ULM: 35, 39, 46, 42, 33, 37, 29, 44, 39
at Army: 44, 22, 47, 34
at Clemson: 50, 49, 47, 23, 44, 33, 40, 39, 37, 40
NC State: 46, 39, 17, 42, 39, 35
Maryland: 43, 41, 41, 33, 45, 49
at Miami: 43, 47, 37, 31, 45
at Syracuse: 44, 37, 49, 29, 43, 25, 53, 45, 51, 28, 48
Florida State: 50, 43, 29, 39, 50, 40, 47, 22, 47
Duke: 36, 42, 24, 42, 43, 40, 42
at Vanderbilt: 59, 20, 38, 36, 37, 37

2014 Punting Sequence

at ULM: 50, 41, 51, 34, 47, 59, 32, 57, 49, 51
Gardner-Webb: 31, 17
at Utah State: 40, 46, 43, 47, 49, 44, 43
Army: 49, 36, 43
at Louisville: 37, 49, 45, 24, 50, 50, 41, 47, 36
at Florida State: 39, 42, 45, 44, 46, 28, 63, 36, 52
Syracuse: 40, 65, 48, 41, 39, 50, 45, 31
Boston College: 50, 40, 51, 40, 37
Clemson: 30, 43, 51, 54, 73, 47, 38
at NC State: 45, 35, 29, 57, 38, 30, 48, 38, 45
Virginia Tech: 60, 47, 42, 38, 58, 24, 43, 47, 43
at Duke: 30, 47, 45

2015 Punting Sequence

Elon: 43, 70, 36, 48
at Syracuse: 43, 35, 41, 49, 31
at Army: 29, 37, 55, 49, 47
Indiana: 48, 38, 46, 35, 47, 41, 45
Florida State: 47, 36, 43, 15
at Boston College: 52, 59, 37, 51, 50, 50, 53, 62, 44, 55
at UNC: 34, 35, 46, 43, 44, 47
NC State: 41, 50, 47, 29, 44, 40, 45, 53, 40
Louisville: 40, 44, 43, 38, 24, 38, 41, 47
at Notre Dame: 58, 41, 51
at Clemson: 44, 63, 47, 38, 35, 30, 39, 49, 39, 41

2015 WAKE FOREST FOOTBALL GAME NOTES

MARQUEL LEE LINEBACKER

Jr. • 6-3 • 235 • 2VL
Pomfret, Md.
Westlake



8

2015 — Recorded a pair of tackles against Elon (Sept. 3) ... Matched career high with three tackles for loss at Syracuse (Sept. 12) ... Second on the team with seven tackles at Army (Sept. 19) ... Had a strong all-around game against Indiana (Sept. 26), tallying eight tackles, 1.5 TFLs, a sack and a hurry ... Made six tackles, including 1.5 for a loss and a half sack, against Florida State (Oct. 3) ... Recorded two tackles at Boston College (Oct. 10) ... Totaled five tackles, a sack and pass breakup at UNC (Oct. 17), and four tackles against NC State (Oct. 24) ... Made a season-high nine tackles and half sack against Louisville (Oct. 30) ... Led team with eight tackles, including 1.5 for loss, at Notre Dame (Nov. 14) ... Made six tackles at Clemson (Nov. 14).

LEE'S CAREER DEFENSIVE STATS

	G-GS	S-A-Tot	TFL-Yds	Sk-Yds	Int-Yds	PBU	FF-FR
2013	11-0	4-10-14	0-0	0-0	0-0	0	0-0
2014	12-12	39-62-101	12.0-53	4.0-34	0-0	1	1-0
2015	11-11	30-28-57	9.0-38	3.0-25	0-0	1	0-0
Career	33-22	72-100-172	21.0-91	7.0-59	0-0	2	1-0

LEE'S GAME-BY-GAME DEFENSIVE STATS

2013	Opp	S-A-Tot	TFL-Yds	Sk-Yds	Int-Yds	PBU	FF-FR
8/29	Presbyterian	0-1-1	0-0	0-0	0-0	0	0-0
9/6	at Boston Col.	1-1-2	0-0	0-0	0-0	0	0-0
9/14	ULM	0-1-1	0-0	0-0	0-0	0	0-0
9/21	at Army	0-0-0	0-0	0-0	0-0	0	0-0
9/28	at Clemson	1-2-3	0-0	0-0	0-0	0	0-0
10/5	NC State	0-0-0	0-0	0-0	0-0	0	0-0
10/19	Maryland	0-1-1	0-0	0-0	0-0	0	0-0
10/26	at Miami	-DNP-					
11/2	at Syracuse	2-0-2	0-0	0-0	0-0	0	0-0
11/9	Florida State	0-2-2	0-0	0-0	0-0	0	0-0
11/23	Duke	0-1-1	0-0	0-0	0-0	0	0-0
11/30	at Vanderbilt	0-1-1	0-0	0-0	0-0	0	0-0

2014	Opp	S-A-Tot	TFL-Yds	Sk-Yds	Int-Yds	PBU	FF-FR
8/28	at ULM	2-10-12	0-0	0-0	0-0	0	0-0
9/6	Gardner-Webb	6-2-8	3.0-8	1-5	0-0	0	0-0
9/13	at Utah State	0-9-9	2.5-6	0-0	0-0	1	0-0
9/20	Army	5-4-9	0-0	0-0	0-0	0	0-0
9/27	at Louisville	1-4-5	0-0	0-0	0-0	0	0-0
10/4	at Florida St.	4-3-7	0-0	0-0	0-0	0	0-0
10/18	Syracuse	3-4-7	0.5-1	0-0	0-0	0	0-0
10/25	Boston College	3-2-5	1.5-3	0-0	0-0	0	0-0
11/6	Clemson	6-2-8	0.5-4	0-0	0-0	0	0-0
11/15	at NC State	1-5-6	0.5-1	0-0	0-0	0	0-0
11/22	Virginia Tech	7-5-12	3.0-25	2.5-24	0-0	0	1-0
11/29	at Duke	1-12-13	0.5-5	0.5-5	0-0	0	0-0

2015	Opp	S-A-Tot	TFL-Yds	Sk-Yds	Int-Yds	PBU	FF-FR
9/3	Elon	1-1-2	0-0	0-0	0-0	0	0-0
9/12	at Syracuse	6-0-6	3.0-7	0-0	0-0	0	0-0
9/19	at Army	3-4-7	0-0	0-0	0-0	0	0-0
9/26	Indiana	3-5-8	1.5-9	1.0-9	0-0	0	0-0
10/3	Florida State	3-3-6	1.5-6	0.5-4	0-0	0	0-0
10/10	at Boston Col.	1-1-2	0-0	0-0	0-0	0	0-0
10/17	at UNC	2-3-5	1.0-11	1.0-11	0-0	1	0-0
10/24	NC State	3-1-4	0-0	0-0	0-0	0	0-0
10/30	Louisville	5-4-9	0.5-1	0.5-1	0-0	0	0-0
11/14	at Notre Dame	2-6-8	1.5-4	0-0	0-0	0	0-0
11/21	at Clemson	1-5-6	0-0	0-0	0-0	0	0-0

CORTEZ LEWIS WIDE RECEIVER

R-Fr. • 6-1 • 200
Demopolis, Ala.
Demopolis



15

2015 — Made three catches for 64 yards and a touchdown in his first career game against Elon (Sept. 3) ... Caught five passes for 48 yards at Syracuse (Sept. 12) ... Pulled in a team-high six catches at Army (Sept. 19) for 52 yards ... Caught three passes for 23 yards against Indiana (Sept. 26) ... Recorded career-highs of eight catches and 70 yards against Florida State (Oct. 3) ... Led the team with five catches and 65 yards at Boston College (Oct. 10) ... Added four catches for 58 yards at UNC (Oct. 17) ... Made a 78-yard touchdown grab against Louisville (Oct. 30), which was featured on SportsCenter's 'Top 10 Plays' ... Caught two passes for 30 yards at Notre Dame (Nov. 14) ... Hauled in four grabs for 45 yards, including a 30-yard score at Clemson (Nov. 21).

LEWIS' CAREER RECEIVING STATS

	G-GS	Rec	Yds	Avg	TD	Lg/Opponent
2015	11-10	42	543	12.9	3	78/Louisville
Career	11-10	42	543	12.9	3	78/Louisville

LEWIS' GAME-BY-GAME RECEIVING STATS

2015	Opponent	Rec	Yds	Avg	TD	TD Yds
9/3	Elon	3	64	21.3	1	30
9/12	at Syracuse	5	48	9.6	0	--
9/19	at Army	6	52	8.7	0	--
9/26	Indiana	3	22	7.3	0	--
10/3	Florida State	8	70	8.8	0	--
10/10	at Boston Col.	5	65	13.0	0	--
10/17	at UNC	4	58	14.5	0	--
10/24	NC State	1	10	10.0	0	--
10/30	Louisville	1	78	78.0	1	78
11/14	at Notre Dame	2	30	15.0	0	--
11/21	at Clemson	4	45	11.3	1	30

JOSH OKONYE DEFENSIVE BACK

R-So. • 6-0 • 200 • 1VL
Sugar Land, Texas
George Ranch



24

2015 — Has appeared in all 11 games thus far, recording a tackle against Indiana (Sept. 26) and posting three tackles against Florida State (Oct. 3) ... Added two tackles in the win over Boston College (Oct. 10) ... Made a career-high four tackles against NC State (Oct. 24) ... Made two tackles against Notre Dame (Nov. 14), helping on one tackle for a loss.

OKONYE'S CAREER DEFENSIVE STATS

	G-GS	S-A-Tot	TFL-Yds	Sk-Yds	Int-Yds	PBU	FF-FR
2014	12-0	12-2-14	1.5-7	0.5-6	0-0	0	1-0
2015	11-0	11-3-14	0.5-1	0-0	0-0	0	0-0
Career	22-0	23-5-28	2-8	0.5-6	0	0	1-0

OKONYE'S GAME-BY-GAME DEFENSIVE STATS

2014	Opp	S-A-Tot	TFL-Yds	Sk-Yds	Int-Yds	PBU	FF-FR
8/28	at ULM	1-0-1	0-0	0-0	0-0	0	0-0
9/6	Gardner-Webb	1-0-1	0-0	0-0	0-0	0	0-0
9/13	at Utah State	0-1-1	0-0	0-0	0-0	0	0-0

9/20	Army	0-0-0	0-0	0-0	0-0	0	0-0
9/27	at Louisville	1-0-1	0-0	0-0	0-0	0	0-0
10/4	at Florida State	1-0-1	0-0	0-0	0-0	0	0-0
10/18	Syracuse	0-0-0	0-0	0-0	0-0	0	0-0
10/25	Boston College	3-0-3	1.0-1	0-0	0-0	0	1-0
11/6	Clemson	1-0-1	0-0	0-0	0-0	0	0-0
11/15	at NC State	2-0-2	0-0	0-0	0-0	0	0-0
11/22	Virginia Tech	1-0-1	0-0	0-0	0-0	0	0-0
11/29	at Duke	1-1-2	0.5-6	0.5-6	0-0	0	0-0

2015	Opp	S-A-Tot	TFL-Yds	Sk-Yds	Int-Yds	PBU	FF-FR
9/3	Elon	0-0-0	0-0	0-0	0-0	0	0-0
9/12	at Syracuse	0-0-0	0-0	0-0	0-0	0	0-0
9/19	at Army	0-0-0	0-0	0-0	0-0	0	0-0
9/26	Indiana	1-0-1	0-0	0-0	0-0	0	0-0
10/3	Florida State	3-0-3	0-0	0-0	0-0	0	0-0
10/10	at Boston Col.	1-1-2	0-0	0-0	0-0	0	0-0
10/17	at UNC	0-1-1	0-0	0-0	0-0	0	0-0
10/24	NC State	4-0-4	0-0	0-0	0-0	0	0-0
10/30	Louisville	1-0-1	0-0	0-0	0-0	0	0-0
11/14	at Notre Dame	1-1-2	0.5-1	0-0	0-0	0	0-0
11/21	at Clemson	0-0-0	0-0	0-0	0-0	0	0-0

DEVIN PIKE TIGHT END

So. • 6-6 • 245
Cincinnati, Ohio
Elder



41

2015 — Has appeared in all 11 games, starting against Syracuse (Sept. 12), Army (Sept. 19), UNC (Oct. 17) and Notre Dame (Nov. 14), but is yet to record a statistic.

PIKE'S CAREER RECEIVING STATS

	G-GS	Rec	Yds	Avg	TD	Lg/Opponent
2014	12-5	7	34	4.9	0	11/GWU
2015	11-4	0	0	0	0	0/--
Career	23-9	7	34	4.9	0	11/GWU

PIKE'S GAME-BY-GAME RECEIVING STATS

2014	Opponent	Rec	Yds	Avg	TD	TD Yds
8/28	at ULM	0	0	0	0	-
9/6	Gardner-Webb	4	26	6.5	0	-
9/13	at Utah State	0	0	0	0	-
9/20	Army	0	0	0	0	-
9/27	at Louisville	0	0	0	0	-
10/4	at Florida St.	0	0	0	0	-
10/18	Syracuse	1	0	0.0	0	-
10/25	Boston College	1	8	8.0	0	-
11/6	Clemson	1	0	0.0	0	-
11/15	at NC State	0	0	0.0	0	-
11/22	Virginia Tech	0	0	0.0	0	-
11/29	at Duke	0	0	0.0	0	-

2015	Opponent	Rec	Yds	Avg	TD	TD Yds
9/3	Elon	0	0	0	0	-
9/12	at Syracuse	0	0	0	0	-
9/19	at Army	0	0	0	0	-
9/26	Indiana	0	0	0	0	-
10/3	Florida State	0	0	0	0	-
10/10	at Boston Col.	0	0	0	0	-
10/17	at UNC	0	0	0	0	-
10/24	NC State	0	0	0	0	-
10/30	Louisville	0	0	0	0	-
11/14	at Notre Dame	0	0	0	0	-
11/21	at Clemson	0	0	0	0	-

2015 WAKE FOREST FOOTBALL GAME NOTES

ISAIAH ROBINSON RUNNING BACK

So. • 5-10 • 215
Charlotte, N.C.
Independence



2015 — Has appeared in all 11 games this season, starting two of them ... Ran for 44 yards on 10 carries against Elon (Sept. 3), leading all running backs in yards ... Carried 11 times for 29 yards in the ACC opener against Syracuse (Sept. 12) ... Rushed twice for 21 yards at Army (Sept. 19) ... Carried the ball eight times for 16 yards against UNC (Oct. 17).

ROBINSON'S CAREER RUSHING STATS

	G-GS	Att	Yds	Avg	TD	Lg/Opponent
2014	12-1	99	174	1.7	3	15/Louisville
2015	11-2	39	118	3.0	0	22/Army
Career	23-3	138	292	2.1	3	22/Army

ROBINSON'S CAREER RECEIVING STATS

	G-GS	Rec	Yds	Avg	TD	Lg/Opponent
2014	12-1	9	30	3.3	1	5/Duke
2015	11-2	4	38	9.5	0	15/Elon
Career	23-3	13	68	5.2	1	15/Elon

ROBINSON'S GAME-BY-GAME RUSHING STATS

2014	Opponent	Att	Yds	Avg	TD	TD Yds
8/28	at ULM	0	0	0.0	0	-
9/6	Gardner-Webb	4	9	2.3	0	-
9/13	at Utah State	9	13	1.4	0	-
9/20	Army	17	60	3.5	1	15
9/27	at Louisville	5	25	5.0	0	-
10/4	at Florida St.	9	-8	-0.9	0	-
10/18	Syracuse	6	6	1.0	0	-
10/25	Boston College	7	11	1.6	1	1
11/6	Clemson	10	2	0.2	0	0
11/15	at NC State	10	13	1.3	1	4
11/22	Virginia Tech	14	23	1.6	0	-
11/29	at Duke	7	21	3.0	0	-

2015	Opponent	Att	Yds	Avg	TD	TD Yds
9/3	Elon	10	44	4.4	0	-
9/12	at Syracuse	11	29	2.6	0	-
9/19	at Army	2	21	10.5	0	-
9/26	Indiana	1	0	0.0	0	-
10/3	Florida State	2	4	2.0	0	-
10/10	at Boston Col.	1	-1	-1.0	0	-
10/17	at UNC	8	16	2.0	0	-
10/24	NC State	0	0	0.0	0	-
10/30	Louisville	0	0	0.0	0	-
11/14	at Notre Dame	2	3	1.5	0	-
11/21	at Clemson	2	4	2.0	0	-

ROBINSON'S GAME-BY-GAME RECEIVING STATS

2014	Opponent	Rec	Yds	Avg	TD	TD Yds
8/28	at ULM	0	0	0.0	0	-
9/6	Gardner-Webb	2	3	1.5	0	-
9/13	at Utah State	1	3	3.0	1	3
9/20	Army	0	0	0.0	0	-
9/27	at Louisville	2	3	1.5	0	-
10/4	at Florida St.	1	5	5.0	0	-
10/18	Syracuse	0	0	0.0	0	-
10/25	Boston College	2	11	5.5	0	-
11/6	Clemson	0	0	0.0	0	-
11/15	at NC State	0	0	0.0	0	-
11/22	Virginia Tech	0	0	0.0	0	-

2015	Opponent	Rec	Yds	Avg	TD	TD Yds
9/3	Elon	1	15	15.0	0	-
9/12	at Syracuse	1	3	3.0	0	-
9/19	at Army	0	0	0.0	0	-
9/26	Indiana	0	0	0.0	0	-
10/3	Florida State	1	8	8.0	0	-
10/10	at Boston Col.	0	0	0.0	0	-
10/17	at UNC	1	12	12.0	0	-
10/24	NC State	0	0	0.0	0	-
10/30	Louisville	0	0	0.0	0	-
11/14	at Notre Dame	0	0	0.0	0	-
11/21	at Clemson	0	0	0.0	0	-

ZEEK RODNEY DEFENSIVE LINE

So. • 6-1 • 295
Rock Hill, S.C.
South Pointe



2015 — Has started at nose tackle in each of the team's 11 games ... Made a career-high four tackles, including one for a loss, against Army (Sept. 19) ... Recorded two tackles against Indiana (Sept. 26) and had one tackle against Florida State (Oct. 3) going for a two-yard loss ... Posted three tackles against Notre Dame (Nov. 14), which included helping on one for a loss ... Tied his career high with four tackles at Clemson (Nov. 21).

RODNEY'S CAREER DEFENSIVE STATS

	G-GS	S-A-Tot	TFL-Yds	Sk-Yds	Int-Yds	PBU	FF-FR
2014	9-0	2-5-7	1.5-8	1.0-5	0-0	0	0-0
2015	11-11	7-14-21	2.0-5	0-0	0-0	0	0-0
Career	20-11	9-19-28	3.5-13	1.0-5	0-0	0	0-0

RODNEY'S GAME-BY-GAME DEFENSIVE STATS

2014	Opp	S-A-Tot	TFL-Yds	Sk-Yds	Int-Yds	PBU	FF-FR
8/28	at ULM	0-1-1	0-0	0-0	0-0	0	0-0
9/6	Gardner-Webb	1-0-0	0-0	0-0	0-0	0	0-0
9/13	at Utah State	0-1-1	0-0	0-0	0-0	0	0-0
9/20	Army	0-0-0	0-0	0-0	0-0	0	0-0
9/27	at Louisville			-DNP-			
10/4	at Florida St.	0-1-1	0-0	0-0	0-0	0	0-0
10/18	Syracuse			-DNP-			
10/25	Boston College			-DNP-			
11/6	Clemson	0-0-0	0-0	0-0	0-0	0	0-0
11/15	at NC State	0-1-1	0-0	0-0	0-0	0	0-0
11/22	Virginia Tech	1-1-2	1.5-8	1.0-5	0-0	0	0-0
11/29	at Duke	0-0-0	0-0	0-0	0-0	0	0-0

2015	Opp	S-A-Tot	TFL-Yds	Sk-Yds	Int-Yds	PBU	FF-FR
9/3	Elon	0-0-0	0-0	0-0	0-0	0	0-0
9/12	at Syracuse	1-0-1	0-0	0-0	0-0	0	0-0
9/19	at Army	1-3- 4	0.5-1	0-0	0-0	0	0-0
9/26	Indiana	0-2-2	0-0	0-0	0-0	0	0-0
10/3	Florida State	0-1-1	0.5-2	0-0	0-0	0	0-0
10/10	at Boston Col.	1-0-1	0-0	0-0	0-0	0	0-0
10/17	at UNC	1-0-1	0-0	0-0	0-0	0	0-0
10/24	NC State	1-0-1	0-0	0-0	0-0	0	0-0
10/30	Louisville	1-2-3	0-0	0-0	0-0	0	0-0
11/14	at Notre Dame	1-2-3	0.5-1	0-0	0-0	0	0-0
11/21	at Clemson	0-4-4	0.5-1	0-0	0-0	0	0-0

CAM SERIGNE TIGHT END

R-So. • 6-3 • 245 • 1 VL
Ashburn, Va.
Briar Woods



2015 — Made three receptions for 60 yards in the season-opener vs. Elon (Sept. 3) with one touchdown grab ... Pulled in three catches for 35 yards in the ACC-opener at Syracuse (Sept. 12) ... Made a season-high five receptions against Army (Sept. 19) and Indiana (Sept. 26), going for 50 yards against Army and a season-high 72 yards against Indiana, leading the team in receiving yards against the Hoosiers ... Earned ACC Receiver of the Week on Oct. 5 and received honorable mention honors from the John Mackey Award on Oct. 7 after making 10 receptions for 83 yards and a touchdown against Florida State (Oct. 3) ... Made six receptions for 65 yards - team-highs - at UNC (Oct. 17) while pulling in a touchdown ... Has recorded a catch in all 23 career games.

SERIGNE'S CAREER RECEIVING STATS

	G-GS	Rec	Yds	Avg	TD	Lg/Opponent
2014	12-12	54	531	9.8	5	32/GWU
2015	11-10	41	427	10.4	3	32/UNC/L'ville
Career	23-22	92	958	10.4	7	32/3x

SERIGNE'S GAME-BY-GAME RECEIVING STATS

2014	Opponent	Rec	Yds	Avg	TD	TD Yds
8/28	at ULM	3	18	6.0	0	--
9/6	Gardner-Webb	5	62	12.4	0	--
9/13	at Utah State	7	91	13.0	0	--
9/20	Army	6	48	8.0	1	6
9/27	at Louisville	5	46	9.2	0	--
10/4	at Florida State	3	17	5.7	0	--
10/18	Syracuse	2	15	7.5	1	10
10/25	Boston College	5	43	8.6	0	--
11/6	Clemson	3	34	11.3	2	4, 14
11/15	at NC State	3	34	11.3	0	--
11/22	Virginia Tech	6	74	12.3	0	--
11/29	at Duke	6	49	8.2	1	17

2015	Opponent	Rec	Yds	Avg	TD	TD Yds
9/3	Elon	3	60	20.0	1	10
9/12	at Syracuse	3	35	11.7	0	-
9/19	at Army	5	50	10.0	0	-
9/26	Indiana	5	72	14.4	0	-
10/3	Florida State	10	83	8.3	1	7
10/10	at Boston Col.	2	4	2.0	0	-
10/17	at UNC	6	65	10.8	1	1
10/24	NC State	1	3	3.0	0	-
10/30	Louisville	3	38	12.7	0	-
11/14	at Notre Dame	2	11	5.5	0	-
11/21	at Clemson	1	6	6.0	0	-

2015 WAKE FOREST FOOTBALL GAME NOTES

CHRIS STEWART DEFENSIVE LINE

R-Fr. • 6-3 • 260
Petal, Miss.
Petal



2015 — Has started four games while appearing in all 11 of the team's contests this year ... Recorded two tackles in the ACC-opener against Syracuse (Sept. 12) ... Followed that performance with three tackles, including 1.5 for a loss, in the win over Army (Sept. 19) before recording three tackles against Indiana (Sept. 26) ... Posted one solo tackle against Florida State (10/3) and added three tackles in the win at Boston College (Oct. 10) ... Recorded one tackle against Notre Dame (Nov. 14) in his first start since Syracuse, and another at Clemson (Nov. 21).

STEWART'S CAREER DEFENSIVE STATS

	G-GS	S-A-Tot	TFL-Yds	Sk-Yds	Int-Yds	PBU	FF-FR
2015	11-4	9-5-14	1.5-3	0-0	0-0	0	0-0
Career	11-4	9-5-14	1.5-3	0-0	0-0	0	0-0

STEWART'S GAME-BY-GAME DEFENSIVE STATS

2015	Opp	S-A-Tot	TFL-Yds	Sk-Yds	Int-Yds	PBU	FF-FR
9/3	Elon	0-0-0	0-0	0-0	0-0	0	0-0
9/12	at Syracuse	2-0-2	0-0	0-0	0-0	0	0-0
9/19	at Army	2-1-3	1.5-3	0-0	0-0	0	0-0
9/26	Indiana	1-2-3	0-0	0-0	0-0	0	0-0
10/3	Florida State	1-0-1	0-0	0-0	0-0	0	0-0
10/10	at Boston Col.	2-1-3	0-0	0-0	0-0	0	0-0
10/17	at UNC	0-0-0	0-0	0-0	0-0	0	0-0
10/24	NC State	0-0-0	0-0	0-0	0-0	0	0-0
10/30	Louisville	0-0-0	0-0	0-0	0-0	0	0-0
11/14	at Notre Dame	0-1-1	0-0	0-0	0-0	0	0-0
11/21	at Clemson	1-0-1	0-0	0-0	0-0	0	0-0

CHUCK WADE WIDE RECEIVER

Fr. • 6-0 • 200
Jacksonville, Fla.
Bishop Kenny



2015 — Had four catches for 70 yards, including a 27-yard touchdown catch, vs. Elon (Sept. 3) in collegiate debut ... Had five catches for 82 yards at Syracuse (Sept. 12) ... Did not have a reception at Army (Sept. 19) ... Had five catches for 56 yards vs. Indiana (Sept. 26) ... Had two catches for four yards and his first three career kickoff returns for 38 yards vs. Florida State (Oct. 3) ... Had two catches for 17 yards and one kickoff return for 20 yards at Boston College (Oct. 10) ... Had one catch for four yards and one kickoff return for 18 yards at UNC (Oct. 17) ... Had four catches for 43 yards and a two kickoff returns for 51 yards vs. NC State (Oct. 24) ... Had one catch for 12 yards and three kickoff returns for 43 yards vs. Louisville (Oct. 30) ... Had three catches for 17 yards and two kickoff returns for 39 yards at Notre Dame (Nov. 14) ... Had two catches and five kickoff returns for 105 yards at Clemson (Nov. 21).

WADE'S CAREER RECEIVING STATS


	G-GS	Rec	Yds	Avg	TD	Lg/Opponent
2015	11-0	29	298	10.3	1	33/Elon
Career	11-0	29	298	10.3	1	33/Elon

WADE'S GAME-BY-GAME RECEIVING STATS

2015	Opponent	Rec	Yds	Avg	TD	TDYds
9/3	Elon	4	70	17.5	1	27
9/12	at Syracuse	5	82	16.4	0	-
9/19	at Army	0	0	0.0	0	-
9/26	Indiana	5	56	11.2	0	-
10/3	Florida State	2	4	2.0	0	-
10/10	at Boston Col.	2	17	8.5	0	-
10/17	at UNC	1	4	4.0	0	-
10/24	NC State	4	43	10.8	0	-
10/30	Louisville	1	12	12.0	0	-
10/14	at Notre Dame	3	17	5.7	0	-
10/21	at Clemson	2	-7	-3.5	0	-

BRAD WATSON DEFENSIVE BACK

Jr. • 6-0 • 190 • 2VL
Round Rock, Texas
Westwood



2015 — Made first career start vs. Elon (Sept. 3), making three tackles and recording two pass break-ups ... Had four tackles, including his first sack, at Syracuse (Sept. 12) ... Had four tackles at Army (Sept. 19) ... Had a career-high 14 tackles, including eight solo stops, vs. Indiana (Sept. 26) ... Had three tackles and two pass break-ups vs. Florida State (Oct. 3) ... Had four tackles and one PBU at Boston College (Oct. 10) ... Had four tackles and his first career interception at UNC (Oct. 17) ... Led team with seven tackles vs. NC State (Oct. 24) ... Had eight tackles and two pass breakups vs. Louisville (Oct. 30) ... Had four tackles at Notre Dame (Nov. 14) ... Had nine tackles, one for loss, and his second interception of the season at Clemson (Nov. 21).

WATSON'S CAREER DEFENSIVE STATS

	G-GS	S-A-Tot	TFL-Yds	Sk-Yds	Int-Yds	PBU	FF-FR
2013	12-0	7-2-9	0-0	0-0	0-0	0	0-0
2014	12-0	12-5-17	0-0	0-0	0-0	4	0-1
2015	11-11	42-22-64	2.5-10	1.0-7	2-18	10	1-0
Career	35-11	61-29-90	2.5-10	1.0-7	2-18	14	1-1

WATSON'S GAME-BY-GAME DEFENSIVE STATS

2013	Opp	S-A-Tot	TFL-Yds	Sk-Yds	Int-Yds	PBU	FF-FR
8/29	Presbyterian	0-0-0	0-0	0-0	0-0	0	0-0
9/6	at Boston Col.	0-0-0	0-0	0-0	0-0	0	0-0
9/14	ULM	0-0-0	0-0	0-0	0-0	0	0-0
9/21	at Army	1-0-1	0-0	0-0	0-0	0	0-0
9/28	at Clemson	2-0-2	0-0	0-0	0-0	0	0-0
10/5	NC State	0-0-0	0-0	0-0	0-0	0	0-0
10/19	Maryland	4-1-5	0-0	0-0	0-0	0	0-0
10/26	at Miami	0-1-1	0-0	0-0	0-0	0	0-0
11/2	at Syracuse	0-0-0	0-0	0-0	0-0	0	0-0
11/9	Florida State	0-0-0	0-0	0-0	0-0	0	0-0
11/23	Duke	0-0-0	0-0	0-0	0-0	0	0-0
11/30	at Vanderbilt	0-0-0	0-0	0-0	0-0	0	0-0

2014	Opp	S-A-Tot	TFL-Yds	Sk-Yds	Int-Yds	PBU	FF-FR
8/28	at ULM	0-1-1	0-0	0-0	0-0	0	0-0
9/6	Gardner-Webb	2-0-1	0-0	0-0	0-0	0	0-0
9/13	at Utah State	0-0-0	0-0	0-0	0-0	0	0-0
9/20	Army	0-0-0	0-0	0-0	0-0	0	0-0
9/27	at Louisville	3-0-3	0-0	0-0	0-0	2	0-0
10/4	at Florida St.	1-0-1	0-0	0-0	0-0	0	0-0
10/18	Syracuse	0-2-2	0-0	0-0	0-0	0	0-0
10/25	Boston College	0-0-0	0-0	0-0	0-0	0	0-1
11/6	Clemson	2-2-4	0-0	0-0	0-0	2	0-0
11/15	at NC State	1-0-1	0-0	0-0	0-0	0	0-0
11/22	Virginia Tech	2-0-2	0-0	0-0	0-0	0	0-0

11/29 at Duke 1-0-1 0-0 0-0 0-0 0 0-0

2015	Opp	S-A-Tot	TFL-Yds	Sk-Yds	Int-Yds	PBU	FF-FR
9/3	Elon	3-0-3	0-0	0-0	0-0	2	0-0
9/12	at Syracuse	3-1-4	1.0-7	1.0-7	0-0	1	1-0
9/19	at Army	4-0-4	0-0	0-0	0-0	0	0-0
9/26	Indiana	8-6-14	0-0	0-0	0-0	0	0-0
10/3	Florida State	2-1-3	0-0	0-0	0-0	2	0-0
10/10	at Boston Col.	3-1-4	0-0	0-0	0-0	1	0-0
10/17	at UNC	2-2-4	0-0	0-0	1-12	1	0-0
10/24	NC State	4-3-7	0.5-0	0-0	0-0	0	0-0
10/30	Louisville	5-3-8	0-0	0-0	0-0	2	0-0
11/14	at Notre Dame	3-1-4	0-0	0-0	0-0	0	0-0
11/21	at Clemson	5-4-9	1.0-3	0-0	1-6	0	0-0

MIKE WEAVER PLACEKICKER

R-So. • 6-1 • 180 • 1VL
Pine City, N.Y.
Southside



2015 — Made two of three field goal attempts, connecting from 28 yards and 32 yards vs. Elon (Sept. 3) ... Made one of two field goal attempts, making from 27 yards, at Syracuse (Sept. 12) ... Made game-winning 47-yard field goal as time expired in 17-14 win at Army (Sept. 19) ... Made a 30-yard field goal vs. Indiana (Sept. 26) ... Was 3-3 on FGs, connecting from 28, 34, and 29 yards, vs. Florida State (Oct. 3) ... Made a 25 yd FG for the only scoring in 3-0 win at Boston College (Oct. 10) ... Was 2-2 on extra points at UNC (Oct. 17) ... Made a 38 yd FG vs. NC State (Oct. 24) ... Made a 36-yard FG vs. Louisville (Oct. 30) ... Was 1-1 on extra points at Notre Dame (Nov. 14) ... Made one extra point at Clemson (Nov. 21).

WEAVER'S CAREER KICKING STATS

	FG-A	Pct.	0-19	20-29	30-39	40-49	50+	PAT	PTS
2014	15-19	.789	0-0	4-4	8-10	2-3	1-2	19-19	64
2015	11-17	.647	0-0	5-5	5-6	1-3	0-3	21-22	54
TOTALS	26-36	.722	0-0	9-9	13-16	3-6	1-5	40-41	118

2014 Field Goal Sequence (**Made/Missed**):

at ULM: **38**
Gardner-Webb: **27, 37, 28**
at Utah State: **30**
Army: **20**
at Louisville: **43**
at Florida State: **36**
Syracuse: --
Boston College: **28**
Clemson: **50, 54, 31**
at NC State: **32, 39**
Virginia Tech: **42, 37, 37, 49, 39**
at Duke: --

2015 Field Goal Sequence (**Made/Missed**):

Elon: **28, 37, 32**
at Syracuse: **27, 50**
at Army: **47**
Indiana: **30**
Florida State: **28, 34, 29**
at Boston College: **43, 25**
at UNC: **47, 51**
NC State: **38**
Louisville: **36**
at Notre Dame: **51**
at Clemson: --

2015 WAKE FOREST FOOTBALL GAME NOTES

HUNTER WILLIAMS LINEBACKER

R-Sr. • 6-0 • 220 • 3VL
Wake Forest, N.C.
Wake Forest-Rolesville



2015 — Led the team with five tackles, including one TFL, vs. Elon (Sept. 3) ... Made two tackles at Syracuse (Sept. 12) ... Had six tackles, including two TFL and one sack at Army (Sept. 19) ... Made six tackles vs. Indiana (Sept. 26) ... Had five tackles, including 0.5 for loss, vs. Florida State (Oct. 3) ... Had seven tackles at Boston College (Oct. 10) ... Made two tackles at UNC (Oct. 17) ... Had six tackles, including one TFL, vs. NC State (Oct. 24) ... Had eight tackles, including one sack and 1.5 TFL, vs. Louisville (Oct. 30) ... had three tackles, including one TFL, at Notre Dame (Nov. 14) ... Had three tackles and one interception at Clemson (Nov. 21) ... Semifinalist for the 2015 William V. Campbell Trophy which is awarded by the National Football Foundation & College Hall of Fame and is considered college football's prize scholar-athlete award.

WILLIAMS' CAREER DEFENSIVE STATS

	G-GS	S-A-Tot	TFL-Yds	Sk-Yds	Int-Yds	PBU	FF-FR
2012	2-0	0-0-0	0-0	0-0	0-0	0	0-0
2013	11-9	18-21-39	2.5-7	0-0	0-0	0	0-2
2014	12-11	31-29-60	7.0-32	1-3	1-32	2	0-2
2015	11-11	26-27-53	7.5-26	2-13	1-17	0	0-0
Career	36-31	75-77-152	17.0-65	3-16	2-49	2	0-4

WILLIAMS' GAME-BY-GAME DEFENSIVE STATS

2013	Opp	S-A-Tot	TFL-Yds	Sk-Yds	Int-Yds	PBU	FF-FR
8/29	Presbyterian	1-0-1	0-0	0-0	0-0	0	0-0
9/6	at Boston Col.		-DNP-				
9/14	ULM	4-2-6	1.0-3	0-0	0-0	0	0-0
9/21	at Army	3-5-8	0-0	0-0	0-0	0	0-2
9/28	at Clemson	3-0-3	0-0	0-0	0-0	0	0-0
10/5	NC State	1-2-3	0.5-1	0-0	0-0	0	0-0
10/19	Maryland	0-2-2	0-0	0-0	0-0	0	0-0
10/26	at Miami	3-1-4	0-0	0-0	0-0	0	0-0
11/2	at Syracuse	2-1-3	0.5-1	0-0	0-0	0	0-0
11/9	Florida State	0-2-2	0-0	0-0	0-0	0	0-0
11/23	Duke	0-3-3	0.5-2	0-0	0-0	0	0-0
11/30	at Vanderbilt	1-3-4	0-0	0-0	0-0	0	0-0

2014	Opp	S-A-Tot	TFL-Yds	Sk-Yds	Int-Yds	PBU	FF-FR
8/28	at ULM	2-7-9	0-0	0-0	0-0	1	0-0
9/6	Gardner-Webb	2-1-3	1.0-2	0-0	0-0	0	0-0
9/13	at Utah State	0-2-2	0-0	0-0	1-32	0	0-1
9/20	Army	0-1-1	0-0	0-0	0-0	0	0-0
9/27	at Louisville	4-2-6	0-0	0-0	0-0	0	0-0
10/4	at Florida St.	10-0-10	4-24	1-3	0-0	0	0-0
10/18	Syracuse	2-2-4	0-0	0-0	0-0	0	0-0
10/25	Boston College	0-1-1	0-0	0-0	0-0	0	0-0
11/6	Clemson	5-4-9	0-0	0-0	0-0	0	0-0
11/15	at NC State	0-2-2	0-0	0-0	0-0	0	0-0
11/22	Virginia Tech	4-1-5	2.0-6	0-0	0-0	1	0-1
11/29	at Duke	2-6-8	0-0	0-0	0-0	0	0-0

2015	Opp	S-A-Tot	TFL-Yds	Sk-Yds	Int-Yds	PBU	FF-FR
9/3	Elon	4-1-5	1.0-2	0-0	0-0	0	0-0
9/12	at Syracuse	2-0-2	0-0	0-0	0-0	0	0-0
9/19	at Army	2-4-6	2.0-8	1-1	0-0	0	0-0
9/26	Indiana	2-4-6	0-0	0-0	0-0	0	0-0
10/3	Florida State	1-4-5	0.5-1	0-0	0-0	0	0-0
10/10	at Boston Col.	5-2-7	0-0	0-0	0-0	0	0-0
10/17	at UNC	1-1-2	0-0	0-0	0-0	0	0-0
10/24	NC State	4-2-6	1.0-1	0-0	0-0	0	0-0
10/30	Louisville	4-4-8	1.5-13	1-12	0-0	0	0-0
11/14	at Notre Dame	0-3-3	1.0-1	0-0	0-0	0	0-0

11/21 at Clemson 1-2-3 0.5-0 0-0 1-17 0 0-0

JABOREE WILLIAMS LINEBACKER

So. • 6-0 • 240 • 1VL
Deerfield Beach, Fla.
Fort Lauderdale



2015 — Had two tackles, including his first career TFL, vs. Elon (Sept. 3) ... Played a reserve role at linebacker at Syracuse (Sept. 12) ... Saw action on special teams at Army (Sept. 19) ... Had two tackles vs. Indiana (Sept. 26) ... Saw action on defense vs. Florida State (Oct. 3) ... Had one tackle at Boston College (Oct. 10) ... Made one tackle at UNC (Oct. 17) ... Saw action on special teams vs. NC State (Oct. 24) ... Had one quarterback hurry vs. Louisville (Oct. 30) ... saw action on special teams at Notre Dame (Nov. 14) ... Had a career-high four tackles at Clemson (Nov. 21).

WILLIAMS' CAREER DEFENSIVE STATS

	G-GS	S-A-Tot	TFL-Yds	Sk-Yds	Int-Yds	PBU	FF-FR
2014	12-0	8-5-13	0.0-0	0.0-0	0-0	0	0-0
2015	11-0	5-6-11	1.0-1	0.0-0	0-0	0	0-0
Career	23-0	13-11-24	1.0-1	0.0-0	0-0	0	0-0

WILLIAMS' GAME-BY-GAME DEFENSIVE STATS

2014	Opp	S-A-Tot	TFL-Yds	Sk-Yds	Int-Yds	PBU	FF-FR
8/28	at ULM	0-1-1	0-0	0-0	0-0	0	0-0
9/6	Gardner-Webb	3-0-3	0-0	0-0	0-0	0	0-0
9/13	at Utah State	0-1-1	0-0	0-0	0-0	0	0-0
9/20	Army	0-1-1	0-0	0-0	0-0	0	0-0
9/27	at Louisville	0-0-0	0-0	0-0	0-0	0	0-0
10/4	at Florida State	1-0-1	0-0	0-0	0-0	0	0-0
10/18	Syracuse	1-0-1	0-0	0-0	0-0	0	0-0
10/25	Boston College	1-0-1	0-0	0-0	0-0	0	0-0
11/6	Clemson	1-0-1	0-0	0-0	0-0	0	0-0
11/15	at NC State	0-0-0	0-0	0-0	0-0	0	0-0
11/22	Virginia Tech	0-1-1	0-0	0-0	0-0	0	0-0
11/29	at Duke	1-1-2	0-0	0-0	0-0	0	0-0

2015	Opp	S-A-Tot	TFL-Yds	Sk-Yds	Int-Yds	PBU	FF-FR
9/3	Elon	1-1-2	1.0-1	0-0	0-0	0	0-0
9/12	at Syracuse	0-0-0	0-0	0-0	0-0	0	0-0
9/19	at Army	0-0-0	0-0	0-0	0-0	0	0-0
9/26	Indiana	0-2-2	0-0	0-0	0-0	0	0-0
10/3	Florida State	0-0-0	0-0	0-0	0-0	0	0-0
10/10	at Boston Col.	0-1-1	0-0	0-0	0-0	0	0-0
10/17	at UNC	0-1-1	0-0	0-0	0-0	0	0-0
10/24	NC State	0-0-0	0-0	0-0	0-0	0	0-0
10/30	Louisville	0-0-0	0-0	0-0	0-0	0	0-0
11/14	at Notre Dame	0-0-0	0-0	0-0	0-0	0	0-0
11/21	at Clemson	3-1-4	0-0	0-0	0-0	0	0-0

JONATHAN WILLIAMS WIDE RECEIVER

R-Jr. • 6-4 • 185 • 2VL
Atlanta, Ga.
Mays



2015 — Missed the first three games of the season due to injury ... Made season debut vs. Indiana (Sept. 26) ... Appeared on special teams against Florida State (Oct. 3) and at Boston College (Oct. 10) ... Appeared as a wide receiver at UNC (Oct. 17) and vs. NC State (Oct. 24) ... played a season-high 34 snaps at Notre Dame (Nov. 14).

WILLIAMS' CAREER RECEIVING STATS

	G-GS	Rec	Yds	Avg	TD	Lg/Opponent
2013	11-4	17	221	13.0	0	53/Presbyterian
2014	8-3	8	104	13.0	0	46/Boston College
2015	6-0	0	0	-	-	-
Career	25-7	25	325	13.0	0	53/Presbyterian

WILLIAMS' GAME-BY-GAME RECEIVING STATS

2013	Opponent	Rec	Yds	Avg	TD	TD Yds
8/29	Presbyterian	5	143	28.6	0	-
9/6	at Boston Col.	4	48	24.0	0	-
9/14	ULM	4	15	3.8	0	-
9/21	at Army	0	0	0.0	0	-
9/28	at Clemson	0	0	0.0	0	-
10/5	NC State		-DNP-			
10/19	Maryland	0	0	0.0	0	-
10/26	at Miami	1	2	2.0	0	-
11/2	at Syracuse	1	4	4.0	0	-
11/9	Florida State	0	0	0.0	0	-
11/23	Duke	0	0	0.0	0	-
11/30	at Vanderbilt	2	9	4.5	0	-

2014	Opponent	Rec	Yds	Avg	TD	TD Yds
8/28	at ULM	0	0	0.0	0	--
9/6	Gardner-Webb	1	6	6.0	0	--
9/13	at Utah State		-DNP-			
9/20	Army	0	0	0.0	0	--
9/27	at Louisville	2	19	9.5	0	--
10/4	at Florida State	1	9	9.0	0	--
10/18	Syracuse	3	24	8.0	0	--
10/25	Boston College	1	46	46.0	0	--
11/6	Clemson	0	0	0.0	0	--
11/15	at NC State		-DNP-			
11/22	Virginia Tech		-DNP-			

2015	Opponent	Rec	Yds	Avg	TD	TD Yds
9/3	Elon		-INJ-			
9/12	at Syracuse		-INJ-			
9/19	at Army		-INJ-			
9/26	Indiana	0	0	0.0	0	-
10/3	Florida State	0	0	0.0	0	-
10/10	at Boston Col.	0	0	0.0	0	-
10/17	at UNC	0	0	0.0	0	-
10/24	NC State	0	0	0.0	0	-
10/30	Louisville		-DNP-			
11/14	at Notre Dame	0	0	0.0	0	-
11/21			-DNP-			

2015 WAKE FOREST FOOTBALL GAME NOTES

JOHN WOLFORD QUARTERBACK

So. • 6-1 • 205 • 1VL
Jacksonville, Fla.
Bishop Kenny



2015 — Completed 20 of 27 attempts for 323 yards and three touchdowns vs. Elon (Sept. 3) ... Had a 70-yard touchdown run vs. Elon, the fifth-longest QB touchdown run in school history and the longest since 1968 ... Completed 30-of-45 attempts for a career-high 373 yards and had a 6-yard touchdown run at Syracuse (Sept. 12) ... Was 3-of-5 passing for 16 yards and one interception before leaving the game with an injury in the first quarter at Army (Sept. 19) ... Missed the Indiana game (Sept. 26) due to injury ... Played two snaps in an emergency role against Florida State (Oct. 3) ... Returned to the starting role and had 109 yards passing at Boston College (Oct. 10) ... Was 16-of-22 for 176 yards and two touchdowns at UNC (Oct. 17) ... Threw for 131 yards and one touchdown vs. Louisville (Oct. 30) ... 58-yard touchdown pass to Tabari Hines vs. Louisville was the longest pass play of his career ... Was 19-of-30 for 219 yards passing and had a 1-yard rushing touchdown at Notre Dame (Nov. 14) ... Was 12-of-20 for 91 yards passing at Clemson.

WOLFORD'S CAREER PASSING STATS

	G-GS	Cmp	Att	Pct	Yds	Int	TD	Lg/Opponent
2014	12-12	214	367	.583	2,037	14	12	46/Boston Col.
2015	10-9	119	198	.601	1,453	9	7	58/Louisville
Career	22-21	333	565	.589	3,490	23	19	58/Louisville

WOLFORD'S GAME-BY-GAME PASSING STATS

2014	Opponent	Cmp	Att	Yds	Int	TD	TD Pass
8/28	at ULM	12	22	97	1	0	--
9/6	Gardner-Webb	30	38	291	3	2	10, 14
9/13	at Utah State	20	50	257	2	2	3, 10
9/20	Army	25	35	238	1	2	6, 12
9/27	at Louisville	19	34	122	3	0	--
10/4	at Florida State	9	15	58	1	0	--
10/18	Syracuse	9	14	72	1	1	10
10/25	Boston College	22	30	242	1	0	--
11/6	Clemson	11	29	88	0	2	4, 14
11/15	at NC State	15	32	161	0	0	--
11/22	Virginia Tech	18	32	160	1	0	--
11/29	at Duke	24	36	251	0	3	27, 17, 40

2015	Opponent	Cmp	Att	Yds	Int	TD	TD Pass
9/3	Elon	20	27	323	0	3	10, 30, 27
9/12	at Syracuse	30	45	373	3	1	40
9/19	at Army	3	5	16	1	0	-
9/26	Indiana	-	-	-	-	-	-
10/3	Florida State	0	1	0	0	0	-
10/10	at Boston Col.	11	25	109	1	0	-
10/17	at UNC	16	22	176	0	2	1, 5
10/24	NC State	2	5	15	0	0	-
10/30	Louisville	6	19	131	3	1	58
11/14	at Notre Dame	19	30	219	1	0	-
11/21	at Clemson	12	20	91	0	0	-

WOLFORD'S CAREER RUSHING STATS

	G-GS	Att	Yds	Avg	TD	Lg/Opponent
2014	12-12	104	-151	-1.5	0	9/ULM, BC, NCSU
2015	10-9	66	49	0.7	3	70/Elon
Career	22-21	170	-102	-0.6	3	70/Elon

WOLFORD'S GAME-BY-GAME RUSHING STATS

2014	Opponent	Att	Yds	Avg	TD	TD Yds
8/28	at ULM	11	-40	-3.6	0	--
9/6	Gardner-Webb	12	29	2.4	0	--
9/13	at Utah State	9	-32	-3.5	0	--
9/20	Army	5	-15	-3.0	0	--
9/27	at Louisville	10	-53	-5.3	0	--
10/4	at Florida State	5	-22	-4.4	0	--
10/18	Syracuse	1	4	4.0	0	--
10/25	Boston College	9	2	0.2	0	--
11/6	Clemson	8	-31	-3.9	0	--
11/15	at NC State	9	8	0.9	0	--
11/22	Virginia Tech	17	0	0.0	0	--
11/29	at Duke	8	-1	-0.1	0	--

2015	Opponent	Att	Yds	Avg	TD	TD Yds
9/3	Elon	7	63	9.0	1	70
9/12	at Syracuse	8	-21	-2.6	1	6
9/19	at Army	3	7	2.3	0	-
9/26	Indiana	-	-	-	-	-
10/3	Florida State	0	0	0.0	0	-
10/10	at Boston Col.	8	9	1.1	0	-
10/17	at UNC	10	19	1.9	0	-
10/24	NC State	4	-13	-3.3	0	-
10/30	Louisville	3	10	3.3	0	-
11/14	at Notre Dame	15	5	0.3	1	1
11/21	at Clemson	8	-30	-3.8	0	-

DEZMOND WORTHAM RUNNING BACK

R-So. • 6-0 • 200 • 1VL
Frisco, Texas
Hebron



2015 — Had six carries for 18 yards vs. Elon (Sept. 3) ... Appeared on special teams against Army (Sept. 19), Indiana (Sept. 26), Florida State (Oct. 3) and Boston College (Oct. 10) ... Had three carries for three yards at UNC (Oct. 17) ... Appeared on special teams vs. NC State (Oct. 24), Louisville (Oct. 30), at Notre Dame (Nov. 14) and at Clemson (Nov. 21).

WORTHAM'S CAREER RUSHING STATS

	G-GS	Att	Yds	Avg	TD	Lg/Opponent
2014	9-5	83	241	2.9	0	20/Clemson
2015	10-0	9	21	2.3	0	6/Elon
Career	19-5	92	262	2.8	0	20/Clemson

WORTHAM'S GAME-BY-GAME RUSHING STATS

2014	Opponent	Att	Yds	Avg	TD	TD Yds
8/28	at ULM	-	-	-	-	-
9/6	Gardner-Webb	-	-	-	-	-
9/13	at Utah State	0	0	0.0	0	--
9/20	Army	0	0	0.0	0	--
9/27	at Louisville	-	-	-	-	-
10/4	at Florida State	12	68	5.7	0	--
10/18	Syracuse	19	57	3.0	0	--
10/25	Boston College	15	4	0.3	0	--
11/6	Clemson	8	30	3.8	0	--
11/15	at NC State	12	34	2.8	0	--
11/22	Virginia Tech	10	25	2.5	0	--
11/29	at Duke	7	25	3.6	0	--

2015	Opponent	Att	Yds	Avg	TD	TD Yds
9/3	Elon	6	18	3.0	0	--
9/12	at Syracuse	-	-	-	-	-
9/19	at Army	0	0	-	-	-
9/26	Indiana	0	0	-	-	-

10/3	Florida State	0	0	-	-	-
10/10	at Boston Col.	0	0	-	-	-
10/17	at UNC	3	3	1.0	0	-
10/24	NC State	0	0	-	-	-
10/30	Louisville	0	0	-	-	-
11/14	at Notre Dame	0	0	-	-	-
11/21	at Clemson	0	0	-	-	-

WILLIE YARBARY DEFENSIVE LINE

R-Fr. • 6-2 • 280
Augusta, Ga.
Richmond Academy



2015 — Had three tackles and one quarterback hurry in collegiate debut vs. Elon (Sept. 3) ... Had two tackles at Syracuse (Sept. 12) ... Had two tackles, including his first half-tackle for loss, at Army (Sept. 19) ... Made one tackle vs. Indiana (Sept. 26) ... Appeared on defense vs. Florida State (Oct. 3) ... Missed the game at Boston College (Oct. 10) due to injury ... Returned to action at UNC (Oct. 17) ... Had one tackle vs. NC State (Oct. 24) ... Appeared on defense vs. Louisville (Oct. 30) and at Notre Dame (Nov. 14) ... Had two tackles at Clemson (Nov. 21).

YARBARY'S CAREER DEFENSIVE STATS

	G-GS	S-A-Tot	TFL-Yds	Sk-Yds	Int-Yds	PBU	FF-FR
2015	10-0	4-7-11	0.5-1	0-0	0-0	0	0-0
Career	10-0	4-7-11	0.5-1	0-0	0-0	0	0-0

YARBARY'S GAME-BY-GAME DEFENSIVE STATS

2015	Opp	S-A-Tot	TFL-Yds	Sk-Yds	Int-Yds	PBU	FF-FR
9/3	Elon	2-1-3	0-0	0-0	0-0	0	0-0
9/12	at Syracuse	2-0-2	0-0	0-0	0-0	0	0-0
9/19	at Army	0-2-2	0.5-1	0-0	0-0	0	0-0
9/26	Indiana	0-1-1	0-0	0-0	0-0	0	0-0
10/3	Florida State	0-0-0	0-0	0-0	0-0	0	0-0
10/10	at Boston Col.	-	-	-	-	-	-
10/17	at UNC	0-0-0	0-0	0-0	0-0	0	0-0
10/24	NC State	0-1-1	0-0	0-0	0-0	0	0-0
10/30	Louisville	0-0-0	0-0	0-0	0-0	0	0-0
11/14	at Notre Dame	0-0-0	0-0	0-0	0-0	0	0-0
11/21	at Clemson	0-2-2	0-0	0-0	0-0	0	0-0

2015 WAKE FOREST FOOTBALL GAME NOTES

THE LAST TIME...

A kickoff was returned for a touchdown:

WAKE: Kevin Marion vs. UNC, Oct. 27, 2007 (98 yds)
OPP: Kermit Whitfield, vs. Florida State, Nov. 9, 2013 (97 yds)

A punt was returned for a touchdown:

WAKE: Michael Campanaro, at Clemson, Nov. 12, 2011 (50 yds)
OPP: Bra'Lon Cherry vs. NC State, Oct. 24, 2015 (52 yds)

An interception was returned for a touchdown:

WAKE: Josh Banks, at Utah State, Sept. 13, 2014 (72 yds)
OPP: Andrew Trumbetti, at Notre Dame, Nov. 14, 2015 (28 yds)

A fumble was recovered for a touchdown:

WAKE: Tylor Harris, at Louisville, Sept. 27, 2014 (0 yds)
OPP: Casey Blaser, at Duke, Nov. 29, 2014 (0 yards)

A safety was recorded:

WAKE: vs. Louisville, Oct. 30, 2015
OPP: at Army, Sept. 21, 2013

A shutout was recorded:

WAKE: Wake Forest 3, Boston College 0, Oct. 10, 2015
OPP: Syracuse 13, Wake Forest 0, Nov. 2, 2013

A tie game was played:

WAKE: Wake Forest 17, Rice 17, Sept. 30, 1989

An overtime game was played:

WAKE: Wake Forest 6, Virginia Tech 3, Nov. 22, 2014 (2OT)

A run went for 50+ yards:

WAKE: Kendall Hinton, vs. NC State, Oct. 24, 2015 (69 yards)
OPP: Josh Adams, at Notre Dame, Nov. 14, 2015 (98 yards)

A pass reception went for 50+ yards:

WAKE: John Wolford to K.J. Brent (52 yds)
at Notre Dame, Nov. 14, 2015
OPP: Deshaun Watson to Germone Hopper (63 yds)
at Clemson, Nov. 21, 2015

An individual rushed for 100+ yards in a game:

WAKE: Kendall Hinton, at Army, Sept. 19, 2015 (101 yds)
OPP: Josh Adams, at Notre Dame, Nov. 14, 2015 (141 yds)

An individual rushed for 200+ yards in a game:

WAKE: Josh Harris, at Virginia Tech, Oct. 16, 2010 (241 yds)
OPP: Matthew Dayes, vs. NC State, Oct. 24, 2015 (205 yds)

Two teammates each rushed for 100+ yards in a game:

WAKE: vs. Army (Josh Harris 129, Deandre Martin 117), Sept. 22, 2012
OPP: vs. Army (Raymond Maples 140, Larry Dixon 112), Sept. 22, 2012

An individual passed for 300+ yards in a game:

WAKE: John Wolford, at Syracuse, Sept. 12, 2015 (373 yds)
OPP: Deshaun Watson, at Clemson, Nov. 21, 2015 (343 yds)

An individual passed for 400+ yards in a game:

WAKE: Brian Kuklick vs. NC State, Nov. 7, 1998 (411 yds)
OPP: Tajh Boyd, vs. Clemson, Oct. 25, 2012 (428 yds)

An individual completed 20+ passes in a game:

WAKE: Kendall Hinton, vs. Florida State, Oct. 3, 2015 (27)
OPP: Deshaun Watson, at Clemson, Nov. 21, 2015 (24)

An individual completed 30+ passes in a game:

WAKE: John Wolford, at Syracuse, Sept. 12, 2015 (30)
OPP: Kolton Browning, vs. ULM, Sept. 14, 2013 (43)

An individual completed 40+ passes in a game:

WAKE: Rusty LaRue vs. NC State, Nov. 18, 1995 (50)
OPP: Kolton Browning, vs. ULM, Sept. 14, 2013 (43)

An individual made 10+ receptions in a game:

WAKE: Cam Serigne, vs. Florida State, Oct 3, 2015 (10)
OPP: Jamari Staples, vs. Louisville, Oct. 30, 2015 (10)

An individual had 100+ receiving yards in a game:

WAKE: Michael Campanaro, vs. Maryland, Oct. 19, 2013 (122)
OPP: Germone Hopper, at Clemson, Nov. 21, 2015 (120)

An individual had 200+ receiving yards in a game:

WAKE: John Henry Mills at Duke, Nov. 30, 1990, (230 yds)
OPP: Sammy Watkins, vs. Clemson, Oct. 25, 2012 (202 yds)

An individual scored three touchdowns in a game:

WAKE: Michael Campanaro, vs. BC, Nov. 3, 2012 (3)
OPP: Mack Hollins, at North Carolina, Oct. 17, 2015 (3)

An individual scored four touchdowns in a game:

WAKE: Chris Barclay vs. East Carolina, Sept. 17, 2005 (4)
OPP: C. Brockington, Connecticut, Nov. 15, 2003 (4)

A 50-yard field goal was kicked:

WAKE: Chad Hedlund, vs. Maryland, Oct. 19, 2013 (51 yds)
OPP: Roberto Aguayo, at Florida State, Oct. 4, 2014 (54, 52 yds)

A team rushed for 200+ yards in a game:

WAKE: vs. Elon, Sept. 3, 2015 (203 yds)
OPP: vs. NC State, Oct. 24, 2015 (248 yds)

A team rushed for 300+ yards in a game:

WAKE: vs. Presbyterian, Sept. 2, 2010 (415 yds)
OPP: at NC State, Nov. 15, 2014 (362 yds)

A team rushed for 400+ yards in a game:

WAKE: vs. Presbyterian, Sept. 2, 2010 (415 yds)
OPP: vs. Army, Sept. 22, 2012 (429 yds)

A team rushed for 500+ yards in a game:

WAKE: vs. Tulsa, Oct. 16, 1971 (528 yds)
OPP: at Clemson, Oct. 31, 1981 (536 yds)

A team rushed for less than 100 yards in a game:

WAKE: at Clemson, Nov. 21, 2015 (39 yds)
OPP: vs. Louisville, Oct. 30, 2015 (68 yds)

A team passed for 300+ yards in a game:

WAKE: vs. Syracuse, Sept. 12, 2015 (373 yds)
OPP: at Clemson, Nov. 21, 2015 (381 yds)

A team passed for 400+ yards in a game:

WAKE: vs. Miami, Oct. 31, 2009 (408 yds)
OPP: at Clemson, Sept. 28, 2013 (407 yds)

A team passed for less than 100 yards in a game:

WAKE: vs. Syracuse, Oct. 18, 2014 (99 yds)
OPP: at Boston College, Oct. 10, 2015 (74 yds)

A team had 500 yards in total offense:

WAKE: vs. Elon, Sept. 3, 2015 (591 yds)
OPP: at Clemson, Nov. 21, 2015 (552 yds)

A team had 600 yards in total offense:

WAKE: vs. North Carolina, Oct. 26, 1968 (632 yds)
OPP: at Florida State, Sept. 15, 2012 (612 yds)

A team had 700 yards in total offense:

WAKE: Never
OPP: at Florida State, Oct. 14, 1995 (749 yds)

A team had less than 300 yards in total offense:

WAKE: at Clemson, Nov. 21, 2015 (152 yds)
OPP: at Notre Dame, Nov. 14, 2015 (282 yds)

A team had less than 200 yards in total offense:

WAKE: at Clemson, Nov. 21, 2015 (152 yds)
OPP: vs. Elon, Sept. 3, 2015 (151 yds)

An individual kicked 3+ field goals:

WAKE: Mike Weaver, vs. Florida State, Oct. 3, 2015 (3)
OPP: Cole Murphy, at Syracuse, Sept. 12, 2015 (3)

An individual had 2+ interceptions:

WAKE: Josh Bush, vs. Notre Dame, Nov. 5, 2011 (2)
OPP: Brandon Jackson, at Army, Sept. 19, 2015 (2)

A field goal was blocked:

WAKE: Tylor Harris vs. Louisville, Oct. 30, 2015
OPP: vs. Mississippi State, Dec. 30, 2011

A punt was blocked:

WAKE: Steve Donatell, at ULM, Aug. 28, 2014
OPP: Andrew Williamson, vs. Vanderbilt, Nov. 24, 2012

A PAT was blocked:

WAKE: Tylor Harris, at Clemson, Nov. 21, 2015
OPP: Jacobbi McDaniel, vs. Florida St., Oct. 8, 2011

A team scored a defensive PAT:

WAKE: vs. Presbyterian, Sept. 2, 2010
OPP: at North Carolina, Nov. 8, 2003

Multiple blocked kicks in the same game:

WAKE: C.J. Washington and Chris Givens each blocked punts at Vanderbilt, Nov. 27, 2010
OPP: at Maryland, two punts blocked, Oct. 30, 2010

A team did not punt in a game:

WAKE: Not since 1946
OPP: at Clemson, Oct. 31, 1981

A player scored a touchdown on his birthday:

WAKE: Josh Adams vs. Maryland, Sept. 22, 2007

2015 WAKE FOREST FOOTBALL GAME NOTES

OPPONENTS' SCHEDULES & RESULTS

ELON PHOENIX (4-7, 3-5 CAA)

Sept. 3	at Wake Forest	L, 3-41
Sept. 12	at Gardner-Webb	W, 21-13 (3 OT)
Sept. 19	NORTH CAROLINA A&T	L, 7-14
Sept. 26	TOWSON	W, 17-13
Oct. 3	at New Hampshire	L, 14-37
Oct. 10	at Richmond	L, 14-27
Oct. 17	JAMES MADISON	L, 0-51
Oct. 31	at Stony Brook	W, 21-7
Nov. 7	WILLIAM & MARY	L, 13-34
Nov. 14	at Maine	W, 27-22
Nov. 21	DELAWARE	L, 10-14

SYRACUSE ORANGE (3-8, 1-6 ACC)

Sept. 4	RHODE ISLAND	W, 47-0
Sept. 12	WAKE FOREST	W, 30-17
Sept. 19	CENTRAL MICHIGAN	W, 30-27 (OT)
Sept. 26	LSU	L, 24-34
Oct. 10	at South Florida	L, 24-45
Oct. 17	at Virginia	L, 38-44
Oct. 24	PITTSBURGH	L, 20-23
Oct. 31	at Florida State	L, 21-45
Nov. 7	at Louisville	L, 17-41
Nov. 14	CLEMSON	L, 27-37
Nov. 21	at NC State	L, 29-42
Nov. 28	BOSTON COLLEGE	12:30

ARMY WEST POINT BLACK KNIGHTS (2-9)

Sept. 4	FORDHAM	L, 35-37
Sept. 12	at UConn	L, 17-22
Sept. 19	WAKE FOREST	L, 14-17
Sept. 26	at Eastern Michigan	W, 58-36
Oct. 3	at Penn State	L, 14-20
Oct. 10	DUKE	L, 3-44
Oct. 17	BUCKNELL	W, 21-14
Oct. 24	at Rice	L, 31-38
Nov. 7	at Air Force	L, 3-20
Nov. 14	TULANE	L, 31-34
Nov. 21	RUTGERS	L, 21-31
Dec. 12	vs. Navy	3:00

INDIANA HOOSIERS (5-6, 1-6 BIG TEN)

Sept. 5	SOUTHERN ILLINOIS	W, 48-47
Sept. 12	FLORIDA INTERNATIONAL	W, 36-22
Sept. 19	WESTERN KENTUCKY	W, 38-35
Sept. 26	at Wake Forest	W, 31-24
Oct. 3	OHIO STATE	L, 27-34
Oct. 10	at Penn State	L, 7-29
Oct. 17	RUTGERS	L, 52-55
Oct. 24	at Michigan State	L, 26-52
Nov. 7	IOWA	L, 27-35
Nov. 14	MICHIGAN	L, 41-48 (2OT)
Nov. 21	at Maryland	W, 47-28
Nov. 28	at Purdue	12:00

FLORIDA STATE SEMINOLES (9-2, 6-2 ACC)

Sept. 5	TEXAS STATE	W, 59-16
Sept. 12	SOUTH FLORIDA	W, 34-14
Sept. 18	at Boston College	W, 14-0
Oct. 3	at Wake Forest	W, 24-16
Oct. 10	MIAMI	W, 29-24
Oct. 17	LOUISVILLE	W, 41-21
Oct. 24	at Georgia Tech	L, 16-22
Oct. 31	SYRACUSE	W, 45-21
Nov. 7	at Clemson	L, 13-23
Nov. 14	NC STATE	W, 34-17
Nov. 21	CHATTANOOGA	W, 52-13
Nov. 28	at Florida	7:30

BOSTON COLLEGE EAGLES (3-8, 0-7 ACC)

Sept. 5	MAINE	W, 24-3
Sept. 12	HOWARD	W, 76-0
Sept. 18	FLORIDA STATE	L, 0-14
Sept. 26	NORTHERN ILLINOIS	W, 17-14
Oct. 3	at Duke	L, 7-9
Oct. 10	WAKE FOREST	L, 0-3
Oct. 17	at Clemson	L, 17-34
Oct. 24	at Louisville	L, 14-17
Oct. 31	VIRGINIA TECH	L, 10-26
Nov. 7	NC STATE	L, 8-24
Nov. 21	vs. Notre Dame	L, 16-19
Nov. 28	at Syracuse	12:30

NORTH CAROLINA TAR HEELS (10-1, 7-0 ACC)

Sept. 3	vs. South Carolina	L, 13-17
Sept. 12	NORTH CAROLINA A&T	W, 53-14
Sept. 19	ILLINOIS	W, 48-14
Sept. 26	DELAWARE	W, 41-14
Oct. 3	at Georgia Tech	W, 38-31
Oct. 17	WAKE FOREST	W, 50-14
Oct. 24	VIRGINIA	W, 26-13
Oct. 29	at Pittsburgh	W, 26-19
Nov. 7	DUKE	W, 66-31
Nov. 14	MIAMI	W, 59-21
Nov. 21	at Virginia Tech	W, 30-27 (OT)
Nov. 28	at NC State	3:30

NC STATE WOLFPACK (7-4, 3-4 ACC)

Sept. 5	TROY	W, 49-21
Sept. 12	EASTERN KENTUCKY	W, 35-0
Sept. 19	at Old Dominion	W, 38-14
Sept. 26	at South Alabama	W, 63-13
Oct. 3	LOUISVILLE	L, 13-20
Oct. 9	at Virginia Tech	L, 13-28
Oct. 24	at Wake Forest	W, 35-17
Oct. 31	CLEMSON	L, 41-56
Nov. 7	at Boston College	W, 24-8
Nov. 14	at Florida State	L, 17-34
Nov. 21	SYRACUSE	W, 42-29
Nov. 28	NORTH CAROLINA	3:30

LOUISVILLE CARDINALS (6-5, 5-3 ACC)

Sept. 5	vs. Auburn	L, 24-31
Sept. 12	HOUSTON	L, 31-34
Sept. 17	CLEMSON	L, 17-20
Sept. 26	SAMFORD	W, 45-3
Oct. 3	at NC State	W, 20-13
Oct. 17	at Florida State	L, 21-41
Oct. 24	BOSTON COLLEGE	W, 17-14
Oct. 30	at Wake Forest	W, 20-19
Nov. 7	SYRACUSE	W, 41-17
Nov. 14	VIRGINIA	W, 38-31
Nov. 21	at Pittsburgh	L, 34-45
Nov. 28	at Kentucky	12:00

NOTRE DAME FIGHTING IRISH (10-1)

Sept. 5	TEXAS	W, 38-3
Sept. 12	at Virginia	W, 34-27
Sept. 19	GEORGIA TECH	W, 30-22
Sept. 26	UMASS	W, 62-27
Oct. 3	at Clemson	L, 22-24
Oct. 10	NAVY	W, 41-24
Oct. 17	USC	W, 41-31
Oct. 31	at Temple	W, 24-20
Nov. 7	at Pittsburgh	W, 42-30
Nov. 14	WAKE FOREST	W, 28-7
Nov. 21	vs. Boston College	W, 19-16
Nov. 28	at Stanford	7:30

CLEMSON TIGERS (11-0, 8-0 ACC)

Sept. 5	WOFFORD	W, 49-10
Sept. 12	APP STATE	W, 41-10
Sept. 17	at Louisville	W, 20-17
Oct. 3	NOTRE DAME	W, 24-22
Oct. 10	GEORGIA TECH	W, 43-24
Oct. 17	BOSTON COLLEGE	W, 34-17
Oct. 24	at Miami	W, 58-0
Oct. 31	at NC State	W, 56-41
Nov. 7	FLORIDA STATE	W, 23-13
Nov. 14	at Syracuse	W, 37-27
Nov. 21	WAKE FOREST	W, 33-13
Nov. 28	at South Carolina	12:00

DUKE BLUE DEVILS (6-5, 3-4 ACC)

Sept. 3	at Tulane	W, 37-7
Sept. 12	NC CENTRAL	W, 55-0
Sept. 19	NORTHWESTERN	L, 10-19
Sept. 26	GEORGIA TECH	W, 34-20
Oct. 3	BOSTON COLLEGE	W, 9-7
Oct. 10	at Army West Point	W, 44-3
Oct. 24	at Virginia Tech	W, 45-43 (4 OT)
Oct. 31	MIAMI	L, 27-30
Nov. 7	at North Carolina	L, 31-66
Nov. 14	PITTSBURGH	L, 13-31
Nov. 21	at Virginia	L, 34-42
Nov. 28	at Wake Forest	12:30